WISCONSIN BASKETBALL

21 NCAA Tournaments (17 consecutive) ▪ 4 Final Fours (1941, 2000, 2014, 2015) ▪ 18 Big Ten Championships ▪ 21 Consensus All-Americans

2015-16 SCHEDULE

Date	Opponent	Time
NOV. 13	WESTERN ILLINOIS	L, 67-69
NOV. 15	SIENA	W, 92-65
NOV. 17	NORTH DAKOTA	W, 78-64
2K Classic – New York City		
Nov. 20	vs. Georgetown	L, 61-71
Nov. 22	vs. VCU	W, 74-73
NOV. 25	PRAIRIE VIEW	W, 85-67
Nov. 29	at Oklahoma [7]	L, 48-65
Big Ten/ACC Challenge		
Dec. 2	at Syracuse [14]	W, 66-58 ot
DEC. 5	TEMPLE	W, 76-60
DEC. 9	MILWAUKEE	L, 67-68
DEC. 12	MARQUETTE	L, 55-57
DEC. 15	TA&M CORPUS CHRISTI	W, 64-49
DEC. 23	GREEN BAY	W, 84-79
DEC. 29	PURDUE [14]	L, 55-61
JAN. 2	RUTGERS	W, 79-57
Jan. 5	at Indiana	L, 58-59
JAN. 9	MARYLAND [3]	L, 60-63
Jan. 12	at Northwestern	L, 65-70
JAN. 17	MICHIGAN STATE [4]	W, 77-76
Jan. 21	at Penn State	W, 66-60
JAN. 26	INDIANA [19]	W, 82-79 ot
Jan. 31	at Illinois	W, 63-55
FEB. 4	OHIO STATE	W, 79-68
FEB. 10	NEBRASKA	W, 72-61
Feb. 13	at Maryland [2]	W, 70-57
Feb. 18	at Michigan State [8]	L, 57-69
FEB. 21	ILLINOIS	6:30 pm
Feb. 24	at Iowa [4]	8 pm
FEB. 28	MICHIGAN	5 pm
March 2	at Minnesota	8 pm
March 6	at Purdue [17]	6:30 pm
Big Ten Tournament – Bankers Life (Indianapolis)		
Mar. 9-13	at Big Ten Tournament	

All times Central

FOLLOW THE #BADGERS:

- ▶ **WEBSITE:** www.UWBadgers.com
- ▶ **TWITTER:** @BadgerMBB
- ▶ **FACEBOOK:** /WisconsinMensBasketball
- ▶ **INSTAGRAM:** @BadgerMBB
- ▶ **YOUTUBE:** WisconsinBadgers
- ▶ **SNAPCHAT:** OfficialBadgers

MOBILE APP: BADGER GAMEDAY

Improved for the 2014 season, the free Badger Gameday app for iPhone, iPad and Android devices offers fans a wide variety of information on the Badgers.

WISCONSIN (16-10, 8-5) vs. ILLINOIS (12-14, 4-9)

SUNDAY, FEB. 21, 2016 ▪ 6:30 P.M. (CT) ▪ MADISON, WIS. ▪ KOHL CENTER ▪ BIG TEN NETWORK

Location ..... Madison, Wisconsin
Site ..... Kohl Center (17,287)
TV..... Big Ten Network (Brian Anderson & Jon Crispin)
Radio. . . Badger Radio Network (Matt Lepay & Mike Lucas)

All-Time Series..... ILL leads 110-84
All-Time in Madison ..... WIS leads 56-39
Last Meeting ..... Wisconsin won, 63-55 Champaign, Ill. (1/31/16)
Active Series Streak ..... Wisconsin has won 9 straight

ILLINOIS FIGHTING ILLINI
Rankings (AP/Coaches) ..... NA/NA
Record (Big Ten) 12-14 (4-9)
Head Coach ..... John Groce
Record at Illinois (Years) 74-56 (4th)

WISCONSIN BADGERS
Rankings (AP/Coaches) ..... RV/RV
Record (Big Ten) 16-10 (8-5)
Head Coach ..... Greg Gard
Record at Wisconsin (Years) 9-5 (1st)

UW RETURNS HOME LOOKING FOR 10TH STRAIGHT VS. ILL

▶ Looking to begin a new winning streak and extend a string of 4 consecutive home wins, the Badgers will host Illinois on Sunday. UW has won 9 straight over the Illini.

▶ Up next, UW will travel to face No. 4 Iowa on Feb. 24 for an 8 pm (CT) tip on BTN.

UW is 1 of just 5 teams with a pair of top-5 wins and has the nation's highest-ranked road win of the season.

WHAT YOU NEED TO KNOW ABOUT WISCONSIN

1 STREAKING UNDER GARD: The Badgers are 9-5 since Greg Gard assumed the head coaching duties. UW had its 7-game win streak snapped Thursday at No. 8 Michigan State. Under Gard, UW has raised its FG% from .412 to .445 and 3FG% from .329 to .384.

2 RESUME BUILDING: According to ESPN.com, Wisconsin has faced the 5th-toughest schedule in the nation. MSU (9) is the only Big Ten team with more RPI top-100 wins than UW (8). MSU (7) and Maryland (5) are the only 2 with more top-50 wins than UW (4).

3 ANOTHER TOP-5 TAKEDOWN: After the 70-57 win at No. 2 Maryland, UW is one of just 5 teams with a pair of top-5 wins this season. UW has won 8 of its last 11 games vs. teams in the AP top 5. During that span, no other Big Ten team has a winning record or more than five top-5 wins.

4 COMFORTS OF HOME: Wisconsin has won its last 4 home games, improving its all-time record at the Kohl Center to 257-39 (.868), the fifth-highest active win percentage of any team in its home building.

5 HAYES-ING: Preseason All-Big Ten pick Nigel Hayes is 1 of just 3 Big Ten players averaging at least 16.0 ppg, 5.0 rpg and 3.0 apg. He is 5th in the B1G in scoring at 16.8 ppg, and averaged 20.4 ppg over UW's recent 7-game win streak.

6 THISCLOSE: Four of UW's five Big Ten losses have come by six points or less, including both of its home setbacks. Overall, the Badgers have played a total of 8 games decided by 3 points or less, 3rd-most in the nation.

7 TAKING WHAT'S FREE: UW ranks 2nd in the Big Ten, averaging 21.2 FTAs per game. Over the last 8 games, the Badgers have increased that to 26.0 FTAs per game. Nigel Hayes is 54-for-73 (.740) at the line over that stretch.

8 HAPP PUSHING FOR FRESHMAN OF THE YEAR: A three-time Big Ten Freshman of the Week, Ethan Happ is making his claim as the Big Ten's top rookie. Coming off 18 points at Michigan State (2/18), Happ ranks 3rd in the Big Ten with 7 doubles-doubles, ranks 5th in rebounding (7.8 rpg) and is 3rd among Big Ten freshmen in scoring (11.8 ppg).

9 KOENIG HEATING UP: Bronson Koenig ranks 2nd on the Badgers averaging 13.4 ppg, shooting 41.9% from 3-point range in B1G play. The junior has hit a triple in 37 consecutive games, the 3rd-longest streak in the country.

10 THAT 70S SHOW: Wisconsin has won 32 consecutive games when scoring at least 70 points (12-0 this season).

11 3-POINT THREAT: Shooting 35.9% from deep and averaging 6.3 made 3FGs per game on the year, UW has gone 42-for-86 (.488) from long range over the last 4 games.

WISCONSIN'S PROBABLE STARTERS

No.	Name	Pos.	Yr.	Pts.	Reb.	Ast.	Notes
3	Zak Showalter	G	Jr.	7.7	3.9	2.2	11 pts (2-3 3FG) at Mary; 41.9% (13-31) 3FGs in B1G play
10	Nigel Hayes	F	Jr.	16.7	5.9	3.3	7-game win streak: 20.4 ppg (51-67 FTs); 21st on UW scoring list
22	Ethan Happ	F	R-Fr.	11.8	7.8	1.2	7 double-doubles; Career-high 25 vs. IND; Leads B1G w/42 stls
24	Bronson Koenig	G	Jr.	13.4	2.6	2.3	Career-high 27 pts (4-8 3FGs) vs. MSU; 41.9% 3FGs in B1G play
30	Vitto Brown	F	Jr.	9.3	5.2	0.6	Back-to-Back career-highs: 18 pts vs. NEB and 21 pts at Mary

WISCONSIN'S KEY RESERVES

No.	Name	Pos.	Yr.	Pts.	Reb.	Ast.	Notes
11	Jordan Hill	G	R-So	3.0	1.3	0.8	13 pts in 32 min. vs. IND; Avg. 4.7 ppg/21.2 mpg under Gard
15	Charlie Thomas	F	Fr.	2.7	2.2	0.1	Career-high 12 points vs. Prairie View A&M
21	Khalil Iverson	G	Fr.	2.7	2.1	0.5	Career-high 10 pts, 5 reb in 30 min. at ILL; Avg. 13.7 mpg
25	Alex Illikainen	F	Fr.	2.8	1.8	0.5	9 pts, 7 reb in 26 min. at PSU; Avg. 15.8 mpg under Gard

Men's Basketball Contact: Patrick Herb | **Office:** 608-890-2477 | **Cell:** 608-957-2085 | **E-mail:** pah@UWBadgers.com
Athletic Communications Office ▪ University of Wisconsin ▪ Kellner Hall ▪ 1440 Monroe Street ▪ Madison, WI 53711

WISCONSIN BASKETBALL

0 Will Decorah
G, Jr., 6-4, 205
Waunakee, Wis.

1 Brevin Pritzl
G, Fr., 6-3, 185
De Pere, Wis.

2 Jordan Smith
G, R-Sr., 6-3, 181
Orono, Minn.

3 Zak Showalter
G, R-Jr., 6-2, 184
Germantown, Wis.



4 Matt Ferris
G, So., 6-6, 196
Appleton, Wis.

5 Aaron Moesch
F, R-So., 6-8, 211
Green Bay, Wis.

10 Nigel Hayes
F, Jr., 6-8, 240
Toledo, Ohio

11 Jordan Hill
G, R-So., 6-3, 178
Pasadena, Calif.

13 Jackson Bax
G, Fr., 5-11, 157
Frankfort, Ill.



15 Charlie Thomas
F, Fr., 6-8, 253
Highland, Md.



20 T.J. Schlundt
G, R-Fr., 6-5, 194
Oconomowoc, Wis.



21 Khalil Iverson
G/F, Fr., 6-5, 205
Delaware, Ohio

22 Ethan Happ
F, R-Fr., 6-9, 235
Milan, Ill.

24 Bronson Koenig
G, Jr., 6-4, 193
La Crosse, Wis.

25 Alex Illikainen
F, Fr., 6-9, 220
Grand Rapids, Minn.



30 Vitto Brown
F, Jr., 6-8, 230
Bowling Green, Ohio

33 Andy Van Vliet
F, Fr., 6-11, 203
Antwerp, Belgium

WISCONSIN ROSTER		POS	HT	WT	YR/ELIG	HOMETOWN (HIGH SCHOOL)
0	Will Decorah	G	6-4	205	Jr./Jr.	Waunakee, Wis. (HS)
1	Brevin Pritzl	G	6-3	185	Fr./Fr.	De Pere, Wis. (HS)
2	Jordan Smith***	G	6-3	181	5th/Sr.	Orono, Minn. (HS)
3	Zak Showalter**	G	6-2	184	Sr./Jr.	Germantown, Wis. (HS)
4	Matt Ferris (+)	G	6-6	196	So./So.	Appleton, Wis. (Xavier)
5	Aaron Moesch*	F	6-8	211	Jr./So.	Green Bay, Wis. (Southwest)
10	Nigel Hayes**	F	6-8	240	Jr./Jr.	Toledo, Ohio (Whitmer)
11	Jordan Hill*	G	6-3	178	Jr./So.	Pasadena, Calif. (LaSalle/Exeter Academy [N.H.])
13	Jackson Bax	G	5-11	157	Fr./Fr.	Frankfort, Ill. (Lincoln-Way East)
15	Charlie Thomas	F	6-8	253	Fr./Fr.	Highland, Md. (River Hill)
20	T.J. Schlundt	G	6-5	194	So./Fr.	Oconomowoc, Wis. (St. John's Military Academy [Wis.])
21	Khalil Iverson	G/F	6-5	205	Fr./Fr.	Delaware, Ohio (Rutherford B. Hayes)
22	Ethan Happ	F	6-9	235	So./Fr.	Milan, Ill. (Rock Ridge)
24	Bronson Koenig**	G	6-4	193	Jr./Jr.	La Crosse, Wis. (Aquinas)
25	Alex Illikainen	F	6-9	220	Fr./Fr.	Grand Rapids, Minn. (Brewster Academy [N.H.])
30	Vitto Brown**	F	6-8	230	Jr./Jr.	Bowling Green, Ohio (HS)
33	Andy Van Vliet (-)	F	6-11	203	Fr./Fr.	Antwerp, Belgium

* letters earned | (+) will redshirt in 2015-16 | (-) ineligible in 2015-16

Interim Head Coach: Greg Gard (1st), **Assistant Coaches:** Gary Close (13th), Lamont Paris (6th)
Director of Basketball Operations: Katherine Vosters, **Strength & Conditioning Coach:** Erik Helland
Athletic Trainer: Henry Perez-Guerra, **Video Coordinator:** A.J. Van Handel

Greg Gard
Interim Head Coach

Gary Close
Assistant Coach

Lamont Paris
Assistant Coach

Howard Moore
Assistant Coach

QUICK FACTS

University of Wisconsin
Madison, WI 53711

Founded	1848
Enrollment	42,041
Nickname	Badgers
School Colors	Cardinal and White
Affiliation	NCAA Division I
Conference	Big Ten
Chancellor	Rebecca Blank
Director of Athletics	Barry Alvarez
Athletic Dept. Phone	608-262-1866
Ticket Office Phone	608-262-1440
Website	www.UWBadgers.com
Twitter	@BadgerMBB
Facebook	/WisconsinMensBasketball

INTERIM HEAD COACH - GREG GARD

Seasons	1st as head coach/15th at UW
Overall Record	9-5 (.643)
Record at Wisconsin	9-5 (.643)
Big Ten Record	8-5 (.615)
NCAA Tournament Record	0-0 (---)

KOHL CENTER

Opened	Jan. 17, 1998
Seasons	16th
Capacity	17,287
Student Section	Grateful Red
All-time record at Kohl Center	257-39 (.868)
Kohl Center Record under Gard	7-2 (.778)

ALL-TIME RECORD

- 117th season of basketball
- Years: 1898 to present
- Overall record: 1,543-1,169 (.569)
- Big Ten record: 786-829 (.487)
- NCAA tournament record: 34-20 (.630)
- Big Ten tournament record: 21-15 (.583)

BIG TEN CHAMPIONSHIPS (18)

Titles: 1907, 1908, 1912, 1913, 1914, 1916, 1918, 1921, 1923, 1924, 1929, 1935, 1941, 1947, 2002, 2003, 2008, 2015

BIG TEN TOURNEY CHAMPIONSHIPS (3)

Titles: 2004, 2008, 2015

NCAA TOURNAMENT HISTORY

Appearances (21): 1941, 1947, 1994, 1997, 1999, 2000, 2001, 2002, 2003, 2004, 2005, 2006, 2007, 2008, 2009, 2010, 2011, 2012, 2013, 2014, 2015
National Championship: 1941
Final Four: 1941, 2000, 2014, 2015
Elite Eight: 1941, 1947, 2000, 2005, 2014, 2015
Sweet 16: 1941, 2000, 2003, 2005, 2008, 2011, 2012, 2014, 2015

NIT TOURNAMENT HISTORY

Appearances (4): 1989, 1991, 1993, 1996

UW RESUME GETTING STRONGER

SOS: 5 | RPI: 48 | BPI: 42 | KenPom: 38

▶ According to ESPN.com RPI rankings, UW has faced the 5th-toughest schedule in the NCAA and have steadily climbed into the RPI top 50 (48).

Of UW's 13 Big Ten games, 7 have come against teams currently in the RPI top 35.

▶ According to the RPI, the Badgers' resume includes road wins at Maryland (12) and Syracuse (39) as well as home wins over Michigan State (17) and Indiana (35). UW also has a neutral-site win over VCU (55) on it's ledger.

▶ Only 1 Big Ten team (Michigan State, 9) has more RPI top-100 wins than Wisconsin. Badgers have registered 8 wins over the RPI top 100 (and 4 over the top 50). MSU and Maryland are also the only two teams with more top-50 wins.

RPI Top-100 Wins, Big Ten (thru 2/18/16)

Team	Top-50 Wins	Top-100 Wins
1. Michigan State	7	9
Maryland	5	8
Wisconsin	***4***	***8***
4. Iowa	4	7
Purdue	4	7
Indiana	3	7
7. Michigan	3	4

▶ The Badgers' 5 home losses have come by a combined 14 points (2.8 avg.). In each of the defeats, UW was either tied or within one score in the final 2:00. In fact, the Badgers had a game-winning/tying shot attempt in the closing seconds of 3 of the losses.

STATEMENT WINS

▶ With wins over No. 4 Michigan State (1/13) and No. 2 Maryland (2/13), Wisconsin is one of just 5 teams to record multiple wins over teams ranked in the top 5 of the AP poll. UW's two top-5 wins match Iowa, Iowa State, Kansas and Northern Iowa for most in the nation.

▶ This season, top-5 teams have lost a total of 30 games, with only 5 of them coming on their home floors. When the Badgers won at No. 2 Maryland, it marked the highest-ranked team to lose at home this season.

BLACK HISTORY MONTH UNIFORMS

▶ In honor of Black History Month and former Wisconsin head coach Bill Cofield, the Badgers will be wearing special throwback adidas uniforms several times in the month of February. UW will be wearing the uniforms modeled after those worn in 1976, Cofield's first year as head coach in Madison.

"It was originally planned with adidas that we would wear the throwback uniforms for one game in February, but our players overwhelmingly requested that we honor Black History Month by wearing the uniforms for the entire month," head coach Greg Gard explained. "I was proud of their passion for the subject and fully supported expanding our recognition of Black History Month."

▶ The first African-American head coach in either basketball or football in Big Ten history, Cofield coached at Wisconsin from 1976 to 1982.

RECENT SURGE

▶ Wisconsin saw its 7-game win streak snapped at Michigan State on Thursday. The Badgers' 7-game surge included a trio of victories over ranked opponents MSU (4), Indiana (19) and Maryland (2).

▶ During the Badgers win streak, which was the nation's 5th-longest at the time, UW showed marked improvement offensively.

Splits, First 18 games / 7-game win streak

Category	First 18	7-Gm Sreak
Points per game	68.6	72.7
Field goal pct.	.423	.461
3-point FG pct.	.335	.430
3FGs per game	5.9	7.4
FTAs per game	20.1	27.3
UW FTMs vs. Opp FTAs	-70	+14
Nigel Hayes PPG	15.8	20.4
Vitto Brown PPG	8.7	11.4

TOP-5 TAKEDOWNS

▶ The Badgers are 4-3 against teams ranked in the AP poll this season, including a pair of top-5 wins over MSU (4) and at Maryland (2).

▶ Last Saturday's 70-57 win at No. 2 Maryland was UW's highest-ranked road win since topping No. 2 Indiana, 64-59, in Bloomington in 2013. It was also the Badgers' largest margin of victory in a top-5 road win since an 82-66 win at No. 5 LSU in 1953.

▶ One of just 5 teams to post a pair of top-5 wins this season, Wisconsin has now won 8 of its last 11 games against teams ranked in the AP top 5.

Last 11 Games vs. AP Top-5 Teams

Date		Opponent	Score
1/15/13	at	Indiana (#2)	W, 64-59
2/9/13		MICHIGAN (#3)	W, 65-62 (ot)
3/16/13	vs.	Indiana (#3)	W, 68-56
3/30/14	vs.	Arizona (#4)	W, 64-63 (ot)
12/3/14		DUKE (#4)	L, 70-80
3/28/15	vs.	Arizona (#5)	W, 85-78
4/4/15	vs.	Kentucky (#1)	W, 71-64
4/6/15	vs.	Duke (#4)	L, 63-68
1/9/16		MARYLAND (#3)	L, 60-63
1/17/16		MICHIGAN ST. (#4)	W, 77-76
2/13/16	at	MARYLAND (#2)	W, 70-57

▶ Wisconsin's 8-3 record against the AP since 2012-13 is the best mark in the Big Ten teams. In fact, Maryland (5-4) and Michigan State (5-5) are the only other teams with a .500 record of better.

Big Ten vs. Top-5 teams since 2012-13

Team	Record	Pct.
1. Wisconsin	***8-3***	***.727***
2. Maryland	5-4	.555
3. Michigan State	5-5	.500
4. Michigan	4-5	.444
5. Ohio State	4-7	.364

▶ Wisconsin will face No. 8 Michigan State on Thursday. Since 2012-13, the Badgers are 10-7 against top-10 opponents.

SITUATIONAL RECORDS

	2015-16	Since '01-02
Ahead at the half	15-3	301-34
Behind at the half	1-6	61-91
Tied at the half	0-1	11-10
FG% of .450 or more	10-1	234-19
FG% less than .450	6-9	137-116
Better FG% than opp.	14-1	275-13
Worse FG% than opp.	2-9	93-120
Same FG% as opp.	0-0	4-2
Opp. FG% less than 45%	12-4	277-44
3FG% of 40% or more	10-1	164-23
3FG% less than 40%	6-9	208-112
Try more than 15 3FGs	9-9	267-118
Try 15 or fewer 3FGs	7-1	106-17
Make at least 70% FT	9-4	225-62
Try at least 25 FTs	8-2	123-16
Try fewer than 25 FTs	8-8	247-118
Outrebound opponent	13-5	264-39
Tied or outrebounded	3-5	111-96
Same or fewer TOs than opp.	9-7	273-79
More TOs than opp.	7-3	100-56
Commit fewer than 12 TOs	9-7	275-80
Commit 12 or more TOs	7-3	98-55
Score fewer than 50 pts.	0-1	4-18
Score 50-59 pts.	0-4	27-57
Score 60-69 pts.	4-5	126-46
Score 70-79 pts.	9-0	143-10
Score 80-89 pts.	2-0	60-4
Score 90 or more pts.	1-0	13-0
Allow fewer than 50 pts.	1-0	94-3
Allow 50-59 pts.	4-2	137-25
Allow 60-69 pts.	7-6	106-55
Allow 70-79 pts.	4-2	33-35
Allow 80-89 pts.	0-0	3-12
Allow 90 or more pts.	0-0	1-4
Overtime	2-0	16-8
vs. A.P. top 25 opponents	4-4	66-62
vs. A.P. top 25 opp. at home	1-2	36-15
Home games	11-5	221-27
Road games	4-4	89-75
Neutral site games	1-1	63-33
Day games	4-3	148-44
Night games	12-7	225-91

GAMES DECIDED BY...

3 points or less	3-5	43-30
4-5 points	1-1	56-35
6-10 points	3-2	75-45
11-19 points	7-2	118-34
20 or more points	2-0	107-4

TELEVISED GAMES...

CBS	2-0	40-23
Big Ten Network	7-4	103-22
BigTenNetwork.com	0-0	4-0
ESPN	2-3	55-36
ESPN2	2-3	28-18
ESPNU	1-0	4-1
ESPN Plus	0-0	54-17
ESPNews	0-0	1-0
ESPN3	1-0	19-0
Fox Sports Net	0-0	9-4
Fox College Sports	0-0	1-0
AXS TV	0-0	1-0
CBS Sports Network	0-0	3-1
TBS	0-0	5-1
TNT	0-0	3-0
truTV	0-0	3-1
TWSports32	0-0	2-0
UPN-14	0-0	0-1
Versus	0-0	0-1

ALL-TIME VS. ILLINOIS

Sunday marks the 195th meeting between UW and Illinois in a series dating back to 1906. The Illini lead the all-time series 110-84, however the Badgers own a 56-39 edge in games played in Madison.

▶ Wisconsin has won 9 straight over Illinois, the team's longest-ever win streak vs. the Illini. That includes 5 consecutive wins in Madison.

After UW's 9-game win streak, the Big Ten's next-longest active win streak over Illinois is OSU (5).

▶ Dating back to 2007, UW has won 16 of the last 20 meetings with Illinois.

▶ In this season's first match-up, the Badgers claimed a 63-55 win at Illinois, their 4th-straight victory over the Illini in Champaign. That is UW's longest road winning streak against Illinois in series history.

▶ Over the last 15 seasons (Bo Ryan/Gard era), Purdue (4), Illinois (3), Ohio State and Michigan State (2) are the only Big Ten teams to win multiple games at the Kohl Center.

▶ Reaching 60 points has been an incredible indicator in this series. The first team to score 60 points is 27-1 over the last 13 seasons. The only loss was UW's 71-64 comeback win on 1/20/07 (ILL led 60-57 with 5:07 left).

▶ Wisconsin has held Illinois to 70 or fewer points in each of the last 22 match-ups.

▶ UW has 2 players from the state of Illinois: redshirt freshman **Ethan Happ** (Milan) and true freshman **Jackson Bax** (Frankfort).

NOTES FROM UW'S LAST GAME

#8 MSU 69, UW 57 - 2/18/16 - Breslin Center

▶ Wisconsin saw its 7-game win streak snapped in a 69-57 loss at No. 8 Michigan State on Thursday night. MSU jumped to a 5-0 lead and led wire-to-wire.

▶ The Badgers shot just 33.9%, including just 6-for-20 from 3-point range, while the Spartans connected on 46.4% of their shots (8-for-17 from 3).

▶ UW grabbed 14 offensive rebounds, compared to 12 for MSU, turning that into a 15-9 advantage on second-chance points. The Badgers also turned it over fewer times (UW: 9, MSU: 12), and shot more free throws (11-17 to 9-13), but couldn't overcome Denzel Valentine (24 points, 10 assists, 7 rebounds).

▶ Redshirt freshman **Ethan Happ** led UW with 18 points while junior **Bronson Koenig** was the only scorer in double figures, finishing with 12 points.

HISTORY VS. ILLINOIS

- Overall: ILL leads, 110-84
- In Madison: UW leads 56-39
- Active Streak: UW won last 9

LAST 15 MEETINGS (UW is 11-4)

Date	Rank	Result	Score	Location
1/24/09	--/25	L	57-64	Champaign
2/5/09	--/23	W	63-50	Madison
2/9/10	11/--	L	56-63	Madison
3/7/10	15/--	W	72-57	Champaign
3/12/10	13/--	L	54-58	Indianapolis
1/2/11	--/--	L	61-69	Champaign
1/15/11	20/16	W	76-66	Madison
1/22/12	--/22	W	67-63	Champaign
3/4/12	14/--	W	70-56	Madison
1/12/13	--/12	W	74-51	Madison
2/3/13	--/--	W	74-68	Champaign
1/8/14	4/23	W	95-70	Madison
2/4/14	--/--	W	75-63	Champaign
2/15/15	5/--	W	68-49	Madison
1/31/16	--/--	W	63-55	Champaign

LAST MEETING: UW 63, ILL 55

Jan. 31, 2016 | Assembly Hall, Champaign, Ill.

▶ A **Khalil Iverson** dunk with just under 5:00 remaining in the first half gave UW a 23-22 lead over Illinois on Sunday night. The Badgers would never trail again on their way to a 63-55 win in Champaign.

▶ UW would post a dominant 22-8 edge in points in paint led by 17 points from **Nigel Hayes**. The Badgers also out-rebounded the Illini 37-25.

▶ The Badgers went 17-20 (.850) from the foul line with all 20 FTAs coming in the second half.

▶ Wisconsin would get 19 points from its bench, the team's highest mark during Big Ten play. That included a career-best 10 points and 5 rebounds from **Iverson**, who saw a career-high 30 minutes of action. **Vitto Brown**, who came off the bench for the first time this season while dealing with an upper body injury, chipped in 9 points in 12 minutes.

Wisconsin 63 • 13-9, 5-4

#	Player		Total FG-FGA	3-Ptr FG-FGA	FT-FTA	Rebounds Off	Def	Tot	PF	TP	A	TO	Blk	Stl	Min
10	Hayes, Nigel	f	5-12	0-2	7-8	0	3	3	1	17	2	2	0	1	38
22	Happ, Ethan	f	3-6	0-0	0-2	3	6	9	3	6	1	2	0	2	22
03	Showalter, Zak	g	2-7	0-4	4-4	1	6	7	3	8	0	1	0	1	37
11	Hill, Jordan	g	1-4	0-1	0-0	1	4	5	1	2	2	2	0	0	29
24	Koenig, Bronson	g	4-10	1-3	2-2	0	3	3	5	11	1	1	0	1	23
05	Moesch, Aaron		0-0	0-0	0-0	0	1	1	1	0	0	1	0	0	3
21	Iverson, Khalil		3-4	0-0	4-4	2	3	5	1	10	2	2	1	1	30
25	Illikainen, Alex		0-0	0-0	0-0	0	0	0	0	0	0	0	0	0	6
30	Brown, Vitto		4-7	1-4	0-0	0	1	1	1	9	0	1	0	0	12
	Team					2	1	3							
	Totals		22-50	2-14	17-20	9	28	37	16	63	8	12	1	6	200

FG %	1st Half: 16-31	51.6%	2nd half: 6-19	31.6%	Game: 22-50	44.0%	Deadball Rebounds
3FG %	1st Half: 1-9	11.1%	2nd half: 1-5	20.0%	Game: 2-14	14.3%	2
FT %	1st Half: 0-0	0.0%	2nd half: 17-20	85.0%	Game: 17-20	85.0%	

Illinois 55 • 10-12, 2-7

#	Player		Total FG-FGA	3-Ptr FG-FGA	FT-FTA	Rebounds Off	Def	Tot	PF	TP	A	TO	Blk	Stl	Min
43	Finke, Michael	f	1-6	1-3	0-0	2	1	3	2	3	0	1	0	1	17
01	Tate, Jaylon	g	0-1	0-0	0-0	0	2	2	1	0	2	1	0	0	19
21	Hill, Malcolm	g	6-12	1-3	9-10	0	3	3	0	22	1	3	0	0	38
23	Jordan, Aaron	g	3-4	1-1	0-0	1	2	3	3	7	0	2	0	1	15
25	Nunn, Kendrick	g	5-14	3-6	2-3	0	3	3	3	15	1	1	0	1	37
00	Williams, D.J.		0-0	0-0	0-0	0	0	0	2	0	0	0	0	0	4
03	Lewis, Khalid		0-4	0-0	0-0	1	0	1	0	0	2	0	0	1	21
05	Coleman-Lands, Jalen		1-4	0-1	0-0	0	2	2	2	2	0	0	0	1	17
22	Morgan, Maverick		2-5	0-0	2-2	0	4	4	3	6	0	2	0	0	27
44	Austin, Alex		0-0	0-0	0-0	0	1	1	1	0	0	0	0	1	5
	Team					1	2	3				1			
	Totals		18-50	6-14	13-15	5	20	25	17	55	6	11	0	6	200

FG %	1st Half: 10-25	40.0%	2nd half: 8-25	32.0%	Game: 18-50	36.0%	Deadball Rebounds
3FG %	1st Half: 4-8	50.0%	2nd half: 2-6	33.3%	Game: 6-14	42.9%	1
FT %	1st Half: 4-5	80.0%	2nd half: 9-10	90.0%	Game: 13-15	86.7%	

Officials: Lamont Simpson, John Higgins, Eric Curry
Technical fouls: Wisconsin-None. Illinois-None.
Attendance: 13609

Score by periods	1st	2nd	Total
Wisconsin	33	30	63
Illinois	28	27	55

Points	In Paint	Off T/O	2nd Chance	Fast Break	Bench
WIS	22	10	7	2	19
ILL	8	11	2	0	8

Last FG - WIS 2nd-02:07, ILL 2nd-00:24.
Largest lead - WIS by 10 2nd-07:18, ILL by 8 1st-10:22.
WIS led for 24:56. ILL led for 13:10. Game was tied for 01:54.

Score tied - 0 times.
Lead changed - 1 time.

CHARTING THE BADGERS

CAREER GAMES PLAYED

	Games	Starts	Cons. Starts
Nigel Hayes	104	66	66
Bronson Koenig	103	50	50
Zak Showalter	83	26	26
Vitto Brown	74	25	4
Jordan Smith	38	0	0
Jordan Hill	30	1	0
Aaron Moesch	27	0	0
Ethan Happ	26	26	26
Khalil Iverson	25	0	0
Alex Illikainen	24	0	0
Charlie Thomas	23	0	0
Matt Ferris	9	0	0
T.J. Schlundt	3	0	0
Jackson Bax	2	0	0
Will Decorah	2	0	0
Brevin Pritzl	1	0	0
Andy Van Vliet	0	0	0

DOUBLE-DIGIT SCORING GAMES

	Career	'15-16	Cons.
Nigel Hayes	65 (50-15)	23 (14-9)	0
Bronson Koenig	40 (32-8)	18 (13-5)	5
Ethan Happ	19 (13-6)	19 (13-6)	1
Vitto Brown	12 (10-2)	11 (9-2)	0
Zak Showalter	8 (7-1)	8 (7-1)	0
Jordan Hill	2 (2-0)	2 (2-0)	0
Alex Illikainen	1 (0-1)	1 (0-1)	0
Khalil Iverson	1 (1-0)	1 (1-0)	0
Charlie Thomas	1 (1-0)	1 (1-0)	0

20-POINT SCORING GAMES

	Career	'15-16	Cons.
Nigel Hayes	11 (8-3)	8 (5-3)	0
Bronson Koenig	3 (3-0)	3 (3-0)	0
Ethan Happ	2 (2-0)	2 (2-0)	0
Vitto Brown	1 (1-0)	1 (1-0)	0
Zak Showalter	1 (1-0)	1 (1-0)	0

DOUBLE-DIGIT REBOUNDING GAMES

	Career	'15-16	Cons.
Nigel Hayes	9 (7-2)	3 (2-1)	0
Ethan Happ	8 (5-3)	8 (5-3)	0
Vitto Brown	1 (1-0)	1 (1-0)	0
Zak Showalter	1 (0-1)	1 (0-1)	0

DOUBLE-DIGIT ASSIST GAMES

	Career	'15-16	Cons.
None			

DOUBLE-DOUBLES

	Career	'15-16	Cons.
Nigel Hayes	7 (5-2)	3 (2-1)	0
Ethan Happ	7 (4-3)	7 (4-3)	0
Vitto Brown	1 (1-0)	1 (1-0)	0
Zak Showalter	1 (0-1)	1 (0-1)	0

TRIPLE-DOUBLES

	Career	'15-16	Cons.
None			

2015-16 LINEUP RECORD

Koenig, Showalter, Hayes, Happ, Brown . . .15-10
Koenig, Showalter, Hill, Hayes, Happ 1-0

Record in those contests in parentheses

PEAKING AT THE RIGHT TIME

▶ Over the last 3 seasons, the Badgers have shown a knack for turning it on when it matters most. Since 2013-14, Wisconsin is an impressive 32-5 (.865) in the months of February and March, far and away the best mark in the Big Ten (MSU is second at 26-12).

▶ UW's mark of 32-5 (.865) in Feb./March is the 3rd-best winning percentage in the nation.

Best Records, Feb./March, Since 2013-14 (thru 2/18)

School	Record	Pct.
1. Stephen F. Austin	28-3	.903
2. Villanova	30-4	.882
3. Wisconsin	***32-5***	***.865***
4. Kentucky	34-6	.850
5. N.C. Central	26-5	.839

THE GREG GARD ERA BEGINS

With the retirement of Bo Ryan on Dec. 15, 2015, associate head coach Greg Gard took over the title of interim head coach and will lead the Badgers through the remainder of the season.

▶ Gard officially becomes the 16th head coach in program history and the second coach to hold the interim tag in the last 20 years. Brad Soderberg coached the Badgers to a 16-10 record in 2000-01 when Dick Bennett retired 3 games into the season.

▶ One of the most respected assistant coaches in the nation, Gard was ranked as the fourth-best "X&O" assistant coach in college basketball by coachstat.net in November of 2015. The rankings were made upon receipt of votes from a panel of national college basketball media, scouts and coaches.

▶ In addition to his on-floor coaching duties as associate head coach, Gard served as UW's recruiting coordinator in addition to on-floor coaching duties, opponent scouting and game preparation, and the constructing of future game schedules. He was also the director of the Badger Boys Basketball Summer Camps.

▶ A native of Cobb, Wisconsin (pop. 456), Gard's coaching career began in 1990 during his sophomore year at UW-Platteville when he answered a flier to serve as the junior varsity coach at Southwestern High School in Hazel Green, Wis.

Three years later, Gard would move to the head coaching job at Platteville High School and join Bo Ryan's staff at the University of Wisconsin-Platteville in 1993.

Gard would spend the next 23 seasons with Ryan at UW-Platteville, UW-Milwaukee and Wisconsin.

PARALLELS TO 2002?

▶ Prior to the Jan. 17 win over MSU, the Badgers owned a .500 record (9-9) with 13 Big Ten games remaining. The last time UW was .500 in January came in 2002 (Bo Ryan's first season in Madison), when UW was 8-8 with 13 Big Ten games left.

Like they hope will happen this season, the 2002 Badgers jump-started their season by knocking off No. 25 Michigan State (64-63) to climb above .500. UW would go on to win 10 of it's final 13 games and claim a share of the 2002 Big Ten Championship.

GROWING UNDER GARD

▶ Since taking over the head coaching duties, Greg Gard has had an immediate impact on the Badgers at both ends of the floor. Against one of the toughest Big Ten schedules, UW has shown significant offensive improvement.

Splits, Bo Ryan era/Greg Gard era

Category	Ryan	Gard
Games	12	14
Record	7-5	9-5
Points Per Game	69.4	69.1
Field goal pct.	.412	.445
3-point FG pct.	.329	.384
Starters Minutes	80.8%	72.1%

▶ Gard's promotion to head coach has also coincided with Wisconsin increasing its depth.

In 12 games under Bo Ryan, UW's starters were playing 80.8% of the minutes. In the 13 games since, that number has dropped to 72.1%.

As a result, the Badgers are getting more production from their reserves. The UW bench is averaging 11.6 ppg under Gard, including 19 at Illinois, the team's highest mark during Big Ten play. Over the final 6 games prior to Gard taking over, UW's bench was averaging just 5.3 ppg, scoring 0 points vs. Marquette and 1 at Syracuse.

▶ Over UW's 7-game winning streak, the Badgers showed off a variety of bench contributors.

- At PSU (1/21), **Alex Illikainen**: 9 points, 7 rebounds in 26 minutes.
- Vs. IND (1/26), **Jordan Hill**: 13 points in 32 min.
- At ILL (1/31), **Khalil Iverson**: 10 points in 30 min.
- Vs. OSU (2/4), **Hill** and **Illikainen** combined for 15 points, doing 5-7 from 3-point range.
- Vs. NEB (2/10), **Jordan Hill**: 7 points in 27 min.

▶ **Hill** and **Illikainen** have benefited from the change more than anyone. During the first 12 games of the season, Hill did not score a point in 27 minutes. He has scored 64 points in 20.6 mpg since. Illikainen was averaging 1.8 ppg in 4.8 mpg under Ryan, but is at 3.5 ppg in 16.1 mpg under Gard.

WISCONSIN ALL-TIME SCORING LIST

No.	Points	Player	Years
1.	2,217	Alando Tucker	2003-07
2.	2,147	Michael Finley	1992-95
3.	1,854	Danny Jones	1987-90
4.	1,745	Claude Gregory	1978-81
5.	1,736	Rick Olson	1983-86
6.	1,545	Trent Jackson	1986-89
7.	1,533	Jordan Taylor	2009-12
8.	1,532	Mike Wilkinson	2002-05
9.	1,458	Frank Kaminsky	2012-15
10.	1,454	Kirk Penney	2000-03
11.	1,425	Devin Harris	2002-04
12.	1,408	Clarence Sherrod	1969-71
13.	1,405	Cory Blackwell	1982-84
14.	1,376	Jon Leuer	2008-11
15.	1,363	Sam Dekker	2013-15
16.	1,339	Trévon Hughes	2009-10
17.	1,294	Sean Mason	1995-99
18.	1,264	Tracy Webster	1992-94
19.	1,251	Wes Matthews	1978-80
20.	1,223	Kammron Taylor	2004-07
21.	***1,222***	***Nigel Hayes***	***2014-16***
22.	1,215	Joe Franklin	1966-68
23.	1,200	Dale Koehler	1973-76
24.	1,180	Dick Cable	1952-55
25.	1,171	Joe Chrnelich	1977-80
26.	1,170	Jason Bohannon	2007-10
27.	1,169	Don Rehfeldt	1945-50
28.	1,165	Leon Howard	1971-73
29.	1,156	Scott Roth	1982-85
30.	1,148	Ben Brust	2011-144
31.	1,147	James Johnson	1967-69
32.	1,115	Brian Butch	2005-08
33.	1,114	Marcus Landry	2006-09
34.	1,084	Ken Siebel	1961-63
35.	1,077	Tim Locum	1998-91
36.	1,075	Josh Gasser	2011-15
37.	1,066	Larry Petty	1978-81
38.	1,066	Mark Vershaw	1998-01
39.	1,064	Chuck Nagle	1967-69
40.	1,057	Sean Daugherty	1995-98
41.	1,021	J.J. Weber	1984-87
42.	1,015	Willie Simms	1988-91
	826	***Bronson Koenig***	***2014-16***

HAYES FOR DAYS

▶ Junior **Nigel Hayes** entered the season a preseason All-American pick and consensus All-Big Ten selection. Through 26 games, he has lived up to the billing.

▶ Hayes ranks 5th in the Big Ten averaging 16.7 ppg to go with 5.9 rpg and a team-high 3.3 apg. He has dished 85 assists with 59 turnovers (1.4 ratio).

▶ Hayes is one of just 3 Big Ten players averaging at least 16.0 ppg, 5.0 rpg and 3.0 apg.

Major Conf. 16.0 ppg, 5.0 rpg, 3.0 apg (thru 2/18/16)

Player	PPG	RPG	APG
Denzel Valentine (MSU)	19.7	7.7	7.3
Malcolm Hill (ILL)	18.5	6.7	3.5
Nigel Hayes (WIS)	***16.7***	***5.9***	***3.3***

▶ During UW's recent 7-game win streak, Hayes averaged 20.4 ppg, topping 20 points 4 times in that span.

Prior to Thursday's loss at No. 8 Michigan State, Hayes had a string of 14+ points in 10 consecutive games. Hayes was held to just 5 points at MSU.

▶ During UW's 7-game win streak, Hayes has made a habit of getting the free throw line. Over that span he went 51-for-67 (.761) for an average of 9.6 FTAs per outing.

That included his 17-for-22 performance vs. Indiana, during which he tied the UW single-game record for made FTs. Against IU Hayes went 10-for-10 at the stripe in the final 45 seconds and overtime.

▶ During the last 5:00 minutes of games (and overtime) this season, Hayes is 56-for-65 (86.2%) at the charity stripe.

▶ On the year, the Toledo, Ohio, native is 150-for-204 (.735) from the FT line this season, leading the Big Ten in FTAs. His 204 FTAs rank 12th in the NCAA (5th among major conference players).

2015-16 Big Ten Free Throw Attempts (thru 2/18/16)

	Player	FT	FTA	Pct.
1.	***Nigel Hayes (Wisconsin)***	***150***	***204***	***.735***
2.	Malcolm Hill (Illinois)	156	193	.808
3.	Yogi Ferrell (Indiana)	106	128	.828
4.	Melo Trimble (Maryland)	106	123	.862
5.	Jordan Murphy (Minnesota)	74	119	.622

▶ Hayes already ranks 7th on UW's single-season record book for made free throws (150) and 5th in free throw attempts (204).

Nigel Hayes recently became 1 of 5 players in Wisconsin history to accumulate at least 1,000, 500 rebounds and 200 assists in his career.

▶ For his career, the junior is 364-for-528 at the free throw line, already ranking 6th in Wisconsin history in FTAs and 8th in made FTs.

▶ Hayes has enjoyed a pair of signature performances over the last few weeks.

Against No. 4 MSU (1/17), Hayes scored 25 points, going 2-for-3 from deep and 9-for-10 on FTs with 7 boards.

Against No. 19 Indiana (1/26), Hayes poured in 31 points (one shy of his career high), going 17-for-22 at the FT line, adding 5 rebounds, 2 assists, 2 blocks and 2 steals.

▶ Since 2000, Hayes is one of just 4 Badgers to post multiple 30-point games in one season, joining Devin Harris (3 in 2004), Jordan Taylor (2 in 2011) and Kirk Penney in 2002).

▶ With 1,222 career points, Hayes ranks 21st on Wisconsin's all-time scoring list. He is 2 points away from passing Kammron Taylor (2004-07) to crack UW's all-time top-20.

▶ Hayes also owns 506 career rebounds and 200 career assists, becoming just the 5th player in UW history to accumulate 1,000 points, 500 rebounds and 200 assists.

Wisconsin's 1,000-500-200 Club

Player	Points	Reb.	Ast.
Alando Tucker	2,217	769	213
Michael Finley	2,147	648	371
Mike Wilkinson	1,532	856	222
Nigel Hayes	***1,223***	***506***	***200***
Josh Gasser	1,075	575	284

▶ Hayes has scored in double figures in all but 3 game this season, including a career-high 32 points against Milwaukee, going 9-for-18 from the field (2-3 3FGs) and 12-for-19 from the FT line.

Hayes' 32 points are the most by a Badger since Frank Kaminsky posted a school-record 43 points in 2013. His 19 FTAs vs. Milwaukee equaled the 3rd-most in UW history and the most since 1991.

▶ Hayes posted 3 straight double-doubles earlier this season (at OU, at SYR and TEM), equaling the longest double-double streak at UW in the Kohl Center era (1998). Frank Kaminsky, who had a pair of 3-game double-double streaks last season is the only other Badger to turn the trick in the last 18 years.

▶ Last season, Hayes averaged 12.4 ppg and ranked 13th in the Big Ten with 6.2 rpg. He also led UW in steals (34). Hayes ranked 9th in the Big Ten shooting 49.7% from the field and shot 39.6% from 3-point range, which ranked 13th in the Big Ten.

CHARTING THE BADGERS

TIMES LED UW IN SCORING

	2015-16	Career
Nigel Hayes	14 (6-8)	22 (12-10)
Bronson Koenig	8 (7-2)	10 (8-2)
Ethan Happ	4 (4-0)	4 (4-0)
Vitto Brown	2 (1-1)	2 (1-1)
Zak Showalter	1 (1-0)	1 (1-0)

TIMES LED UW IN REBOUNDING

	2015-16	Career
Nigel Hayes	5 (2-3)	19 (15-4)
Ethan Happ	15 (10-5)	15 (10-5)
Vitto Brown	4 (4-0)	4 (4-0)
Zak Showalter	2 (1-1)	2 (1-1)
Alex Illikainen	1 (1-0)	1 (1-0)
Khalil Iverson	1 (0-1)	1 (0-1)

TIMES LED UW IN ASSISTS

	2015-16	Career
Nigel Hayes	13 (10-3)	25 (21-4)
Bronson Koenig	9 (5-4)	21 (15-6)
Zak Showalter	7 (5-2)	7 (5-2)
Ethan Happ	2 (2-0)	2 (2-0)
Jordan Hill	2 (2-0)	2 (2-0)
Khalil Iverson	1 (1-0)	1 (1-0)

TIMES LED UW IN MINUTES

	2015-16	Career
Nigel Hayes	18 (11-7)	26 (18-8)
Bronson Koenig	10 (6-4)	16 (12-4)
Zak Showalter	3 (1-2)	3 (1-2)

CHARGES TAKEN

	2015-16	Career
Zak Showalter	15	20
Nigel Hayes	4	8
Jordan Hill	3	3
Ethan Happ	2	2
Khalil Iverson	2	2
Bronson Koenig	0	1
Jordan Smith	0	1

Record in those contests in parentheses

ACTIVE WIN/LOSS STREAKS

Overall	Won 7
Vs. Unranked teams (AP)	Won 4
Vs. Ranked teams (AP)	Won 3
At Home	Won 4
At Home vs. Big Ten	Won 4
At Home vs. ranked Big Ten	Won 2
At Home vs. unranked Big Ten	Won 14
At Home vs. non-conference	Won 2
At Home vs. ranked opp.	Won 2
On Road	Won 3
On Road vs. Big Ten	Won 3
On Road vs. ranked opp.	Won 2
On Road vs. unranked opp.	Won 2
Neutral	Won 1
Neutral vs. ranked opp.	Lost 1
Neutral vs. unranked opp.	Won 9

MAKING IT HAPP-EN

A three-time Big Ten Freshman of the Week (Jan. 18, 25 & Feb. 1), **Ethan Happ** is averaging 11.8 ppg and leading the Badgers with 7.8 rpg.

▶ Happ posted back-to-back career-high point totals in UW's wins over Penn State and Indiana. He scored 20 points with 11 rebounds at PSU before notching 25 points against the No. 19 Hoosiers.

▶ The last UW freshman to average at least 10.0 ppg was Alando Tucker (12.0) in the 2002-03 season.

▶ Happ's 7.8 rebounds per game ranks 5th in the Big Ten. UW has not had a freshman average 7.0+ rebounds since Rashard Griffith (8.5 in 1994).

Among freshmen, Happ ranks 12th in the nation in rebounds per game (7.8).

Happ is also 5th in the Big Ten averaging 2.5 offensive rebounds per game.

▶ Happ leads the Big Ten averaging 2.2 steals per game during conference play. Overall, he also leads the conference with 42 steals (1.6 spg). The last Badger to average 1.5 spg was Trevon Hughes (2009).

▶ The Milan ("MY-lin"), Ill. native is also shooting a team-high .527 from the floor (10th in the Big Ten).

Happ also leads UW with 24 blocks.

▶ Happ is tied for 3rd in the Big Ten with 7 double-doubles, trailing only A.J. Hammons (Purdue) and Denzel Valentine (MSU).

Since 1984, Rashard Griffith (9) is the only UW freshman with more double-doubles than Happ. In fact, Happ already owns the second-highest single-season total for double-doubles over the last 20 years (Frank Kaminsky had 14 in 2014-15).

▶ Happ is one of just 3 freshman to lead his team in rebounds, blocks and steals, joining LSU's Ben Simmons and ECU's Kentrell Barkley.

▶ Happ scored the game-winning basket in UW's win over No. 4 Michigan State, muscling in a lay-up with 10 seconds remaining for 2 of his 14 points.

▶ In UW's win at No. 14 Syracuse, Happ scored 18 points with a career-high 15 rebounds and 3 blocks. He scored 14 of his 18 in the second half/overtime.

▶ With back-to-back double-doubles at the 2K Classic in New York, Ethan Happ became the first UW freshman to post consecutive double-doubles since Mike Wilkinson in 2002. Happ had 12 pts, 11 reb vs. Georgetown and 12 pts, 10 reb against VCU.

▶ Happ is just the 3rd freshman to start the season opener under Bo Ryan, joining Devin Harris (2001) and George Marshall (2012).

▶ Happ is quickly climbing Wisconsin's single-season freshman record book. Among freshmen in UW history...

- His 24 blocks rank 4th
- His 42 steals rank 4th
- His .527 FG pct. would rank 6th
- His 7.8 rpg avg. would rank 5th

KOENIG ON POINT

When Traevon Jackson went down with a foot injury at Rutgers on Jan. 11, 2015, **Bronson Koenig** took over the starting point guard role for the Badgers and flourished in the new role.

Now a junior, the preseason All-Big Ten pick is the unquestioned lead guard at Wisconsin.

▶ Koenig ranks 2nd on the Badgers and 18th in the Big Ten averaging 13.4 ppg while shooting 39.7% from the field and 39.5% (62-147) from 3-point range. The junior is hitting an average of 2.5 triples per game (8th in the Big Ten).

Koenig is also tallying 2.6 rpg, 2.3 apg.

▶ Koenig has found his stroke from outside the arc during Big Ten play. After shooting 37.3% from 3-point range during the non-conference, Koenig is connecting on 41.9% (31-74) during league games.

▶ In the final 5:00 (and overtime) of games, Koenig is shooting 47.8% (11-23) from 3-point range.

▶ Koenig has a total of just 6 turnovers in UW's last 5 games, a span of 152 minutes played.

▶ In UW's upset of No. 4 Michigan State (1/17), Koenig scored a career-high 27 points, going 4-for-8 from 3-point range and 7-for-7 at the FT line. His big day included a 3-pointer that pulled the Badgers within one at 76-75 with 22 seconds remaining.

▶ Koenig has made at least one 3-pointer in 37 consecutive games, which ranks as the 3rd-longest active streak in the nation. Koenig has hit multiple triples in 29 of those contests, including 22 of 26 games this season.

Most Cons. Games w/Made 3-Pointer (thru 2/18/16)

Games	Name	School
55	Wesley Person	Troy
41	Brian Sullivan	Davidson
37	***Bronson Koenig***	***Wisconsin***

▶ Koenig's streak of consecutive games with a trey is the 2nd-longest in Wisconsin history, trailing only Sean Mason (1995-99), who hit at least one triple in 39 straight between Feb. 14, 1998 – Mar. 12, 1999.

▶ In UW's 74-73 win over VCU, Koenig scored a game-high 22 points, including the game-winning shot on a spinning, left-handed lay-in with 5.9 seconds remaining.

He then drained a step-back jumper with 22.2 seconds remaining to tie the game at 60-60 with No. 3 Maryland.

▶ Koenig entered the season with a career-high of 19 points, but has already eclipsed that three times this season. He scored 27 vs. Michigan State, 23 against Siena and 22 vs. VCU.

▶ Koenig has an uncharacteristically low assist-to-turnover ratio this season, dishing 59 assists to 43 turnovers (1.4 ratio). Last season, Koenig had 98 assists to just 33 TOs and his 2.97 ratio was tops among Big Ten players with at least 75 assists.

▶ In 24 games as the Badgers' starting PG last season, Koenig averaged 11.5 points, 2.2 rebounds and 2.7 assists per game. He also went 50-for-113 (44.2%) from 3-point range over those 24 games.

2015-16 BIG TEN STANDINGS

	Team (AP Rank)	Conf.	Overall
1.	Indiana	11-3	21-6
	Iowa	11-3	20-6
3.	Maryland	10-4	22-5
4.	Michigan State	9-5	22-5
	Purdue	9-5	21-6
	Michigan	9-5	19-8
	Ohio State	9-5	17-10
8.	***Wisconsin***	***8-5***	***16-10***
9.	Nebraska	6-8	14-13
10.	Northwestern	5-9	17-10
11.	Penn State	4-9	13-13
	Illinois	4-9	12-14
13.	Minnesota	1-13	7-19
14.	Rutgers	0-13	6-20

(thru 2/18/16)

AP TOP 25 (2/15/16)

	Team	Record	Points
1	Villanova (44)	22-3	1,601
2	Kansas (21)	21-4	1,578
3	Oklahoma	20-4	1,471
4	Iowa	20-5	1,349
5	North Carolina	21-4	1,343
6	Maryland	22-4	1,248
7	Virginia	20-5	1,188
8	Xavier	22-3	1,174
8	Michigan State	21-5	1,174
10	West Virginia	20-5	1,094
11	Miami (FL)	20-4	1,036
12	Arizona	21-5	823
13	Iowa State	18-7	742
14	Kentucky	19-6	692
15	Dayton	21-3	681
16	Oregon	20-6	529
17	Purdue	20-6	497
18	Louisville	19-6	494
19	Notre Dame	18-7	489
20	Duke	19-6	462
21	SMU	21-3	441
22	Indiana	20-6	232
23	Providence	19-7	125
24	Texas	16-9	123
25	Baylor	18-7	97

Others receiving votes: Texas A&M 90, Utah 75, Saint Joseph's 57, ***Wisconsin 47***, South Carolina 39, USC 38, Michigan 17, Syracuse 17, Wichita St 14, Stony Brook 13, Monmouth 10, California 8, Hawaii 5, UNC Wilmington 4, San Diego State 3, Yale 3, Cincinnati 2

USA TODAY COACHES POLL (2/15/16)

	Team	Record	Points
1	Villanova (25)	22-3	785
2	Kansas (7)	21-4	764
3	Oklahoma	20-4	680
4	North Carolina	21-4	674
5	Maryland	22-4	636
6	Iowa	20-5	624
7	Xavier	22-3	615
8	Virginia	20-5	579
9	Michigan State	21-5	560
10	Miami (FL)	20-4	558
11	West Virginia	20-5	488
12	Arizona	21-5	425
13	Dayton	21-3	382
14	Kentucky	19-6	346
15	Iowa State	18-7	319
16	Purdue	20-6	298
17	Oregon	20-6	259
18	Notre Dame	18-7	203
19	Duke	19-6	183
20	Providence	19-7	161
21	Indiana	20-6	154
22	Baylor	18-7	109
23	South Carolina	21-4	108
24	Texas A&M	18-7	106
25	Texas	16-9	73

Others receiving votes: Utah 60, ***Wisconsin 32***, Wichita St 30, Michigan 29, USC 26, Gonzaga 26, Saint Joseph's 17, Pittsburgh 16, California 15, LSU 13, Saint Mary's 13, Seton Hall 11, Hawaii 7, Florida 5, Texas Tech 5, Syracuse 3, Valparaiso 1, Stony Brook 1, Monmouth 1

TAKING THE SHOW ON THE ROAD

UW is renowned for its incredible home success, but it has been just as good on the road lately.

▶ Wisconsin is 42-13 (.764) away from home over the last two seasons, including a mark of 21-2 last year (10-2 on the road and 11-1 in neutral).

▶ UW won 10 true road games last season, equaling the school single-season record set in 2007-08.

▶ This season the Badgers are 5-5 away from the Kohl Center going 1-1 in neutral settings and 4-4 in true road games. UW's road resume includes wins at No. 14 Syracuse and No. 2 Maryland.

▶ Among major conference teams, UW owns the most wins and the 2nd-best win percentage away from home over the last 3 seasons.

Most Wins Road/Neutral, Major Conf. (Since 2013-14)

	Team	Road	Neutral	Total	Pct.
1.	***Wisconsin***	***22-9***	***20-4***	***42-13***	***.764***
2.	Villanova	28-5	13-4	41-9	.820
3.	Virginia	23-10	16-3	39-13	.750
4.	Arizona	20-8	18-4	38-12	.760
5.	Kentucky	18-10	19-5	37-15	.712

Best Win Pct. Road/Neutral, Major Conf. (Since 2013-14)

	Team	Road	Neutral	Total	Pct.
1.	Villanova	28-5	13-4	41-9	.820
2.	***Wisconsin***	***22-9***	***20-4***	***42-13***	***.764***
3.	Virginia	23-10	16-3	39-13	.750
4.	Arizona	20-8	18-4	38-12	.760
5.	Kentucky	18-10	19-5	37-15	.712

** Updated thru 2/18/16*

▶ Since 2001-02, the Badgers lead the Big Ten with 89 true road wins. In the Ryan era, Wisconsin owns the most true road wins (89) and best win pct. (.543) among Big Ten teams.

B1G'S BEST ROAD RECORDS

Since 2001-02 (thru 2/18/16)

Overall	Road Wins	Overall	Road Win %
Wisconsin	89	Wisconsin	.543 (89-75)
Michigan State	77	Michigan St.	.510 (77-74)
Ohio State	73	Ohio State	.483 (73-78)
Illinois	67	Illinois	.453 (67-81)
Michigan	56	Michigan	.354 (56-102)

TAKING WHAT'S FREE

▶ Over the last 8 games, no team in the Big Ten has gotten to the free throw line more than Wisconsin. The Badgers are 146-208 (70.2%) from the stripe over that span, averaging 26.0 FTAs/game.

▶ Over the 8-game win streak, UW has made 12 more FTs than its opponents have attempted (146 FTs to 134 opp. FTAs). Compare that to the previous 18 games when the Badgers were -70 in the same stat (256 FTs to opp. 326 FTAs).

▶ Overall, UW is 402-570 (70.5%), averaging 21.2 FTAs per game. Among Big Ten teams, only Minnesota (22.5 FTAs/game) is averaging more.

▶ Nigel Hayes leads the Big Ten in both free throws made (150) and free throw attempts (204). He is averaging 7.8 FTAs per game.

For his career, the junior is 364-for-528 at the free throw line, already ranking 6th in Wisconsin history in FTAs and 9th in made FTs.

"VELVET" VITTO BROWN

During his first 2 years on campus, junior forward **Vitto Brown** was best-known for his singing prowess. Now in the Badgers' starting lineup, Brown is proving his game might be as strong as his voice.

▶ Brown has started all but one game this season and is 4th on the Badgers in scoring at 9.3 ppg and ranks 3rd with 5.2 rpg.

▶ The Bowling Green, Ohio native is enjoying the best stretch of his career, posting back-to-back career highs vs. Nebraska and Maryland.

Brown scored 18 points (3-for-3 3FGs) on Feb. 10 vs. the Huskers and then went for 21 points (3-for-6 3FGs) while grabbing 7 rebounds at Maryland.

▶ Over the last 6 games, Brown is averaging 12.3 ppg and shooting 9-for-19 (.474) from 3-point range.

▶ Brown has scored in double figures in 11 games this season. He had a total of one double-digit scoring game entering the year.

▶ After averaging just 1.8 ppg last season, Brown has increased his scoring by 7.5 ppg. Among Big Ten players, that ranks as the 4th-largest increase.

Big Ten, Largest scoring increases (Since 2013-14)

Player	2014-15	2015-16	Diff.
1. Peter Jok, Iowa	7.0	16.3	+9.3
2. Payton Banks, PSU	1.7	10.0	+8.3
3. Keita Bates-Diop, Ohio State	3.8	11.9	+8.1
4. Vitto Brown, Wisc	***1.8***	***9.3***	***+7.5***
5. Brandon Taylor, PSU	9.1	16.5	+7.4

▶ Brown is 3rd on the team shooting 76.5% from the free throw line (39-for-51) on the year.

▶ Brown posted his first double-double with 12 points and a career-high 16 reb. vs. Texas A&M-CC.

▶ A talented crooner who has been performing with his family's singing group, "Shades of Brown," since a young age, Brown has performed the national anthem before several UW games, including at the Final Four in Indianapolis last season.

BADGER BALANCE

▶ Junior **Nigel Hayes** leads the Badgers averaging 17.1 points per game, but Wisconsin is anything but a one-man team. In fact, 5 different players have led UW in scoring this season and 9 different players have scored at least 10 points in a game.

▶ Every player in Wisconsin's rotation has set a new career high for points this season.

Career Highs this Season

Player	High (Prev.)	Player	High (Prev.)
Nigel Hayes	32 (25)	Jordan Hill	13 (4)
Bronson Koenig	27 (19)	Charlie Thomas	12 (--)
Zak Showalter	21 (10)	Alex Illikainen	10 (--)
Ethan Happ	25 (--)	Khalil Iverson	10 (--)
Vitto Brown	21 (10)		

STEALING THE SHOWALTER

After playing the role of maximum-effort, spark-off-the-bench player, junior **Zak Showalter** has emerged as a well-rounded threat in 2015-16.

▶ Showalter is coming off 3 straight solid games, averaging 9.7 ppg, including 10 points vs. Nebraska (2-2 3FGs) and 11 points (2-3 3FGs) at Maryland.

On the season, he is averaging 7.7 ppg, 3.9 rpg and is 3rd on the team with 57 assists in 31.6 mpg.

▶ During Big Ten play, Showalter is 13-for-31 from 3-point range, leading UW shooting 41.9%.

▶ Showalter enjoyed a career day vs. Rutgers (1/2), scoring 21 points on a perfect 8-for-8 shooting, including 4-for-4 on 3FGs and 1-for-1 at the FT line.

"Showy" is the only Big Ten player since 1996-97 to have a perfect shooting day at all three locations (min. 8 FGA, 4 3PA, 1 FTA).

▶ Showalter posted his first career double-double against Marquette with 10 points and 10 rebounds.

▶ Entering the season, Showalter had made just 4-of-24 (16.7%) from 3-point range in his career. He is 28-for-75 (37.3%) from long range this season, the 2nd-best mark on the team.

Zak Showalter 3-point FG improvement

Year	3FG-3FGA	Pct.
First 2 seasons	4-24	.167
2015-16	28-75	.373

▶ Showalter leads the Badgers shooting 39-for-48 (.813) at the free throw line. His miss vs. Maryland (1/9) snapped a string of 24 made FTs, a streak that began in the second game of the season.

▶ "Showy's" offensive contributions haven't come at the expense of the other areas of his game. Showalter still ranks 2nd on the Badgers with 28 steals and has taken a team-high 15 charges.

YOUTH BEING SERVED

The 2015-16 Badgers are the school's youngest roster in more than 15 years. No team in the Big Ten has more freshmen on its roster than Wisconsin (8).

▶ In addition to **Ethan Happ**, true freshmen **Khalil Iverson**, **Charlie Thomas** and **Alex Illikainen** have each seen extensive action off the Badgers' bench.

▶ Among major conference teams, only Kentucky, Duke and LSU has seen freshmen play more minutes than Wisconsin (1,591).

▶ Wisconsin's freshman have played 30.3% of the team's minutes this season.

▶ **Illikainen** has seen his role expand under Greg Gard. Under Bo Ryan, Illikainen averaged 1.8 ppg in just 4.8 minutes. Since Gard took over, that has jumped to 3.5 ppg in 16.1 mpg.

Illikainen recored a career-high 10 points vs. Purdue (12/29) and finished with 9 points and 7 rebounds in a career-high 26 minutes at Penn State.

On the year, he is shooting 24-for-53 (.453) from the field this season, including 9-for-23 (.391) from 3-point range.

▶ **Iverson** enjoyed a breakout performance at Illinois (1/31) scoring a career-best 10 points with 5 rebounds in a career-high 30 minutes. He is averaging 13.8 minutes per game off the bench and producing 2.7 ppg and 2.1 rpg.

▶ **Thomas** is seeing an average of 10.9 mpg and tallying 2.7 ppg and 2.2 rpg. Thomas posted career highs of 12 points and 6 rebs vs. Prairie View A&M.

▶ UW's other active scholarship freshmen **Brevin Pritzl** suffered a broken foot in August and re-injured it on Dec. 1. He appeared in just 1 game (vs. Siena).

Andy Van Vliet is forced to sit out this season after the NCAA ruled him ineligible for not enrolling in college within a year of high school graduation.

FINISHING MOVES

▶ The Badgers held a 53-45 lead at No. 2 Maryland with 5:00 remaining on Feb. 13 before closing out the 70-57 win. That effort continued a very Mariano Rivera-like trend at Wisconsin.

▶ Dating back to February of 2011, UW is 133-5 (.964) when leading or tied with 5:00 left, including a mark of 16-1 this season. UW lost to Milwaukee when leading 58-55 at the 5:00 mark.

The only other losses over the last 5 years have been to Duke (tied 56-56) in the 2015 National Championship, Kentucky (led 69-65) and Ohio State (led 54-50) in 2014 and at Minnesota in 2012-13 season (led 49-43).

▶ UW has also won 151 of its last 154 games (.981) when shooting a higher FG% than its opponents. The Badgers streak of consecutive wins when shooting a higher percentage was snapped at 37 with the loss to Milwaukee. The Badgers shot 36.4% while the Panthers connected on just 35.8%.

▶ Dating back to 2014, Wisconsin has won 32 consecutive games when scoring at least 70 points. That includes a mark of 12-0 this season.

DEVELOPING DEFENSE

▶ During Big Ten play, Wisconsin leads the conference in scoring defense, allowing 64.2 ppg (Maryland is second at 64.3).

▶ Overall this season, Wisconsin is surrendering 64.6 ppg.

The Badgers have held Maryland, Oklahoma, Purdue, Temple, Marquette, Indiana and Maryland to season-low point totals and limited Syracuse to its 2nd-lowest output game (a game that went to OT).

▶ The Badgers have held 14 of their last 18 opponent below 1.0 points per possession.

▶ UW has led the Big Ten in scoring defense in 9 of the past 13 seasons and finished among the nation's top 10 in 9 of the past 13 years. Last year, the Badgers allowed just 58.2 points per game last season, the top mark in the Big Ten and 12th nationally.

UW's SCORING D (Last 14 years)

Year	Big Ten	NCAA	Pts Per Gm
2015-16	4th	26th	64.6
2014-15	1st	12th	58.2
2013-14	4th	40th	64.0
2012-13	1st	6th	55.9
2011-12	1st	1st	53.2
2010-11	1st	4th	58.6
2009-10	1st	4th	56.9
2008-09	2nd	10th	59.0
2007-08	1st	1st	54.4
2006-07	3rd	10th	57.9
2005-06	6th	97th	65.6
2004-05	1st	12th	60.2
2003-04	1st	4th	57.0
2002-03	1st	6th	59.3

B1G TEN BEASTS

Wisconsin clinched the outright 2015 Big Ten Championship, marking the school's first title since 2008 and the fourth since 2001-02.

▶ Over the last 14 seasons, Wisconsin has won a total of 7 Big Ten titles - 4 regular season, 3 tournament (only OSU has more since 2002).

Most Big Ten Championships, Since 2002

School	Titles	Reg. Season	Tourn.
1. Ohio State	10	5	5
2. Wisconsin	***7***	***4***	***3***
3. Michigan State	5	3	2
Illinois	5	3	2

▶ Overall, Wisconsin ranks 4th in Big Ten history with 18 regular-season conference championships, trailing Purdue (22), Indiana (21) and Ohio State (20).

▶ Since 2001-02, Wisconsin has had the best conference record in the Big Ten.

Best Big Ten Records, Since 2001-02 (thru 1/28/16)

Team	Record	Pct.
1. Wisconsin	***176-72***	***.710***
2. Michigan State	166-83	.667
3. Ohio State	162-87	.651

▶ The Badgers boasted a winning conference record for the 15th-consecutive season. In 108 years of Big Ten basketball, only 1 school has a longer streak of continuous success (Purdue 16, 1972-88).

Consecutive Winning Seasons, All-Time, Big Ten

Team	Cons. Seasons
1. Purdue	16 (1972-88)
2. Wisconsin	***15 (2001-present)***
3. Indiana	14 (1970-84)
4. Purdue	13 (1919-32)

▶ Among the major conferences, only Kansas (26) has a longer active streak of above .500 seasons.

▶ Under Bo Ryan, UW never finished lower than 4th in the Big Ten standings. The Badgers' active streak of 14 consecutive seasons in the Big Ten's top 4 is the longest in league history.

Consecutive Top-4 Finishes, All-Time, Big Ten

Team	Cons. Seasons
1. Wisconsin	***14 (2002-present)***
2. Purdue	13 (1920-32)
3. Chicago	10 (1906-15)
Illinois	10 (1947-56)

SECURITY SPECIALISTS

▶ Since 2001-02, no team has taken better care of the ball than Wisconsin... and it's not close.

▶ This season has been uncharacteristic for the Badgers as they rank 7th in the Big Ten, turning it over 11.3 times per game.

▶ During conference play, UW has taken better care of the ball, turning is over 10.7 times per game.

▶ Last season, UW led the nation and set an NCAA record averaging a mere 7.40 turnovers per game.

The Badgers broke their own NCAA single-season record for fewest turnovers per game. In fact, UW now owns 3 of the 4 lowest marks in NCAA history.

NCAA Record Book, Fewest TOs per game

	TOs per game	Team	Year
1.	7.40	Wisconsin	2014-15
2.	7.59	Wisconsin	2010-11
3.	7.72	Temple	2005-06
4.	8.08	Wisconsin	2013-14
5.	8.09	Georgia State	2013-14

ON THE REBOUND

▶ UW is 4th in the Big Ten with 12.2 offensive rebounds per game.

▶ UW's offensive rebounding prowess has led to an average of 11.3 second-chance points per game. Conversely, the Badgers are allowing 9.0 opponent second-chance points.

In the last 2 games, Wisconsin has out-scored Maryland and Michigan State by a combined 35-13 in second-chance points (owning a 20-4 edge at Maryland and a 15-9 advantage at MSU).

▶ In the first UW vs. Indiana meeting this season, the Badgers held the Hoosiers to a season-low 4 offensive rebounds and zero 2nd-chance points. The Hoosiers lead the Big Ten in off. rebounding pct.

▶ Wisconsin out-rebounded Syracuse 51-25 on Dec. 2, marking just the 7th time in the Bo Ryan era the Badgers have amassed 50+ rebounds in a game.

2015-16 TEAM INFO

Starters Returning/Lost: 2/3
Letterwinners Returning/Lost: 9/5

▶ Wisconsin looks to replace 5 of the top 7 scorers from a year ago, but does return a pair of starters in juniors Nigel Hayes and Bronson Koenig. Overall, the Badgers bring back just 38.1% of their minutes played from last season, the lowest total since Bo Ryan inherited a 2001-02 team that returned 30.0% of its minutes.

UW returns 34.3% of its scoring and 31.5% of its rebounding from 2014-15, both are the fewest of any team in the Big Ten.

UW Pct. Returning from 2014-15 (Big Ten Rank)

Minutes	38.1%	2nd lowest (Ohio St., 33.6%)
Points	34.3%	lowest
Rebounds	34.2%	lowest
Assists	40.5%	3rd lowest
3-Pt. FGs	37.2%	3rd lowest

▶ The 2015-16 season will mark the first year under Bo Ryan in which the Badgers do not have a scholarship senior. The only senior on the roster is walk-on G Jordan Smith. Wisconsin has had at least one senior starter in each of Ryan's first 14 seasons in Madison. In fact, the Badgers have started at least two seniors in 10 of those 14 seasons.

ALL-BIG TEN DUO: HAYES, KOENIG

Wisconsin juniors **Nigel Hayes** and **Bronson Koenig** comprise one of the top duos in college basketball. The juniors were both named to the Wooden Award preseason Top 50 as were both tabbed to the 2015-16 Preseason All-Big Ten Team.

This is one of just 4 schools to have a two players on the Wooden Award preseason list in consecutive seasons as Frank Kaminsky and Sam Dekker earned the distinction last year (with Duke, Kentucky, Wichita State).

▶ Hayes and Koenig were also named to watch lists for the Julius Erving Award and Bob Cousy Award, respectively, as announced by the Naismith Memorial Basketball Hall of Fame.

PRESEASON HONORS

NIGEL HAYES

- ▶ 9th in AP Preseason All-America Voting
- ▶ Preseason All-American (*Sporting News*)
- ▶ Preseason 2nd-Team All-American (CBS, ESPN, *Sports Illustrated*)
- ▶ Wooden Award Preseason Top 50
- ▶ Naismith Early-Season Watch List
- ▶ Julius Erving Award Watch List
- ▶ Oscar Robertson Watch List
- ▶ Good Works Team Nominee
- ▶ Consensus Preseason All-Big Ten

BRONSON KOENIG

- ▶ Wooden Award Preseason Top 50
- ▶ Bob Cousy Award Watch List
- ▶ Preseason All-Big Ten

ETHAN HAPP

- ▶ No. 11 on *Sports Illustrated* top freshman

Each watch list contains the top 20 players at its position, as the Julius Erving Award recognizes the top small forward in the nation and the Bob Cousy Award recognizes the top point guard in the country.

Dekker was a finalist for the Erving Award last season. Jordan Taylor (2012) was UW's last finalist for the Cousy Award.

▶ Junior Nigel Hayes was named a preseason All-American by *The Sporting News* and finished 9th in the AP preseason All-American balloting.

2014-15 LOOK BACK

Record: 36-4 | **Big Ten:** 16-2 (1st)

▶ Playing in its 17th-consecutive NCAA tournament after earning the first No. 1 seed in school history, Wisconsin returned to the Final Four for the 2nd-straight season and the 4th time in school history. UW is just the 9th Big Ten team in history to reach back-to-back national semifinals.

With a 71-64 win over No. 1 Kentucky, the Badgers advanced to their first national title game since 1941. UW would fall to Duke in the title game, 68-63.

▶ UW set a school single-season record with 36 wins, winning at least 30 games in back-to-back seasons and the 4th time in program history (all 4 since 2007). Kansas (6) and Duke (5) are the only schools in the nation with more 30-win seasons since 2007.

▶ At 36-4, UW is just the 3rd Big Ten team to win at least 35 games in a season and the first since Ohio State (35-3) in 2006-07. The B1G record is 37 wins by Illinois in 2004-05.

▶ After winning 3 games in 3 days in Chicago, the Badgers added 2015 Big Ten Tournament Champions to a resume that already included the outright 2015 regular-season championship.

With a mark of 16-2, UW matched its best-ever 18-game conference record and claimed the 18th regular season championship in school history and the 4th title under Bo Ryan (also in 2002, 2003 and 2008).

▶ Senior Frank Kaminsky put together the greatest season in Wisconsin history, becoming the first Badger player to earn consensus National Player of the Year honors. The 21st consensus All-American in school history, Kaminsky swept the national awards winning the Wooden, Naismith, Robertson and AP Player of the Year. Kaminsky averaged 18.8 ppg, 8.2 rpg while shooting 54.7% overall and 41.6% 3FGs.

▶ Kaminsky and junior Sam Dekker became the first Badgers duo to be drafted in the first round of the NBA Draft. Selected 9th overall by Charlotte, Kaminsky is the 2nd-highest drafted UW player in the last 60 years. Dekker was picked 9 spots later by the Houston Rockets. Senior Duje Dukan also signed a rookie contract with the Sacramento Kings.

▶ According to Ken Pomeroy's rankings, UW boasted the No. 1 offense in the nation, averaging 127.9 points per 100 possessions. During conference play, UW ranked 2nd in the Big Ten in scoring (70.3 ppg) and tops in shooting (47.7%).

▶ UW led the nation in fewest fouls (12.5 avg.), fewest turnovers (7.4 TOs avg.) and fewest opposing FTAs per game (11.7). The Badgers also ranked 12th in the NCAA in scoring D (58.2 ppg).

On the year, the Badgers MADE 584 free throws while their opponents ATTEMPTED 469 free throws. UW's +115 differential was the highest in the nation.

Wisconsin Program Notes

17 straight NCAA tournaments • 7 Big Ten trophies in last 14 years • 20 wins in 12 of last 13 seasons

WINNING AT WISCONSIN

▶ The Badgers won a school-record 36 games last season, reaching 30 wins for the 4th time in school history. All 4 have come in the last 9 years. Bo Ryan-led teams own each of the top 11 spots in the UW record book for single-season wins.

Wisconsin Record Book, Single-Season Wins

1.	36	2014-15	6.	25	2003-04
2.	31	2007-08		25	2004-05
3.	30	2006-07		25	2010-11
	30	2013-14	9.	24	2002-03
5.	26	2011-12		24	2009-10
			11.	23	2012-13

▶ Including last season, Ryan's teams won at least 20 games in 12 of his 14 seasons at UW. Illinois (10) is the only other Big Ten team with 10 20-win seasons since 2001-02. Prior to Ryan's arrival, the Badgers had just four 20-win seasons in 103 years of basketball.

UW has won at least 20 games in each of the last 8 seasons, the 2nd-longest active streak in the Big Ten.

Team	Consecutive 20-win seasons
Ohio State	10
Wisconsin	***9***
Illinois	4

▶ Over the last two seasons, the Badgers have posted 66 win, the third-highest total in the nation. Only Arizona (67) and Kentucky (67) have won more.

BIG TEN, BIG RESULTS

▶ Since Bo Ryan took over in 2001, UW has won 7 Big Ten championships (4 regular season and 3 tourn.). Only OSU (10; 5 regular season, 5 tourn.) has won more titles during Ryan's tenure. MSU and ILL have 5, but no other school has more than 3 over that span.

▶ Ryan's teams posted a 172-68 (.717) Big Ten record, the best mark in the conference over the last 13 seasons. Michigan St. is second at 161-79 (.671) and Ohio St. is third at 156-84 (.650).

▶ Last season, Wisconsin won the Big Ten with a record of 16-2 in conference play. The Badgers have notched double-digit conference wins in 13 of 14 years under Bo Ryan and have never finished lower than fourth place in the Big Ten standings.

▶ UW has posted a winning conference record in each of the last 14 seasons. Among the 6 major conferences, only Kansas (23 seasons) has a longer active streak of finishing above .500 in league play.

ALL WE DO IS WIN, WIN, WIN

During Bo Ryan's 14 full seasons, Wisconsin accumulated an overall record of 357-125 (.741). That win total and percentage put the Badgers in pretty exclusive company.

Wisconsin's .741 win percentage ranked 9th among all NCAA Div. I teams in that span.

NCAA Leaderboard - Best Winning Pct. (since '01-02)

(through 2014-15 season - courtesy of STATS, Inc.)

	Team	W-L	Pct.
1.	Duke	412-87	.826
2.	Kansas	415-90	.822
3.	Gonzaga	386-87	.816
4.	Memphis	379-112	.772
5.	Kentucky	383-115	.769
6.	Pittsburgh	364-122	.749
7.	Syracuse	366-125	.745
8.	Louisville	368-126	.745
9.	***Wisconsin***	***357-125***	***.741***
10.	Florida	365-130	.737
11.	Ohio State	354-133	.727
12.	North Carolina	359-137	.724
13.	Connecticut	350-135	.722
14.	VCU	339-133	.718
15.	Arizona	345-136	.717

▶ UW's 357 wins since 2001 were the most of any Big Ten team and ranked 11th among all Div. I teams. Ohio State (354) and Michigan State (347) owned the next-highest win totals in the conference.

▶ Under Bo Ryan, Wisconsin was not only been the best team in the Big Ten, but owned one of the best conference win percentages in the nation in that era.

Conference Win Pct., Major Conf., Since '01-02

	Team	W-L	Pct.
1.	Kansas	194-38	.836
2.	Duke	175-55	.761
3.	Kentucky	173-57	.752
4.	***Wisconsin***	***172-68***	***.717***
5.	Louisville	122-54	.693

NCAA TOURNEY REGULARS

▶ UW qualified for the NCAA tournament in each of Bo Ryan's 14 seasons in Madison, posting a 25-14 record over that span. Under Ryan, UW won at least one game in 12 of the last 14 NCAA appearances. Among Big Ten teams, only MSU (28) has won more NCAA tourney games than UW since 2001-02.

▶ UW has made 17 consecutive NCAA tourneys - 1 of just 6 schools with an active streak of at least 16 years: Kansas (26), Duke (20), Mich St. (18) & Gonzaga (17).

▶ Wisconsin advanced to the Final Four in both 2014 and 2015, becoming one of 8 Big Ten teams to reach back-to-back Final Fours. The Badgers have advanced to the Final Four a total of 4 times, winning the national championship in 1941 and reaching the national semifinals in 2000.

▶ UW has reached the Sweet 16 or better in 4 of the last 5 years. No team in the nation has gone more frequently over that span.

BADGERS ATTENDANCE IS B1G

▶ In 2014-15, the Badgers led the Big Ten and finished 5th nationally by averaging a sellout capacity of 17,279 per game.

▶ Wisconsin has led the Big Ten in attendance in 10 of the last 13 seasons and has finished among the nation's top 7 in each of the last 15 years.

Wisconsin Attendance (Kohl Center era: 2000-2014)

Year	Average	Big Ten Rank	NCAA Rank
1997-98*	13,335	7th	22nd
1998-99	15,770	2nd	10th
1999-00	16,163	3rd	11th
2000-01	16,811	2nd	7th
2001-02	15,528	3rd	6th
2002-03	16,930	1st	6th
2003-04	17,142	1st	6th
2004-05	17,142	1st	5th
2005-06	17,142	1st	7th
2006-07	17,190	2nd	7th
2007-08	17,190	1st	7th
2008-09	17,230	1st	6th
2009-10	17,230	1st	6th
2010-11	17,230	1st	7th
2011-12	17,181	1st	5th
2012-13	16,843	2nd	7th
2013-14	17,104	2nd	7th
2014-15	17, 279	1st	5th

* Wisconsin played 8 of its 15 home games at the UW Field House (capacity 11,500)

Badgers in the NBA

NBA	Team	UW Years
Sam Dekker	Houston Rockets	2013-15
Duje Dukan	Sacramento Kings	2011-15
Devin Harris	Dallas Mavericks	2002-04
Frank Kaminsky	Charlotte Hornets	2012-15
Jon Leuer	Phoenix Suns	2008-11

Badgers Overseas

Overseas	UW Years	Country	Team
Jared Berggren	2010-13	Italy	Dolomiti Energia Trento
Mike Bruesewitz	2010-13	Norway	Baerum Basket
Brian Butch	2004-08	Japan	Toshiba Brave Kanagawa
Jason Chappell	2003-07	Austria	Xion Dukes Klosterneuburg
Ryan Evans	2010-13	France	Saint-Quentin
Josh Gasser	2011-15	Germany	Braunschweig
Trevon Hughes	2007-10	France	Cholet
Marcus Landry	2006-09	Spain	Gipuzkoa BC San Sebastian
Keaton Nankivil	2008-11	Latvia	VEF Riga
Kirk Penney	2000-03	Australia	Illawarra Hawks
Jordan Taylor	2009-12	Germany	Alba Berlin
Kammron Taylor	2004-07	Venezuela	Gigantes De Guayana
Alando Tucker	2003-07	France	Sluc Nancy

Home Sweet Home

The Badgers are VERY good at the Kohl Center

WISCONSIN AT HOME SINCE 2001-02

221-27 (.891)	Overall Home Record
111-16 (.874)	vs. Big Ten teams
110-11 (.909)	vs. non-conference teams
82-5 (.943)	vs. unranked Big Ten teams
37-15 (.712)	vs. teams ranked in the AP top 25
27-4 (.871)	vs. in-state teams
Undefeated	vs. PSU (12-0), IND (12-0), NEB (4-0)
One-loss	vs. IOWA (11-1), NW (11-1), MINN (11-1), MICH (10-1)

◆ Since the 2001-02 season, the Badgers have compiled a 221-27 (.891) record at the Kohl Center, the fourth-highest mark in the nation.

◆ Over the last 15 seasons, UW is 111-16 (.874) in Big Ten home games, the best mark in the conference.

◆ Four of the 8 longest home winning streaks in UW history have happened in the last 15 years, including the school-record 38-game winning streak from 2002 to 2005.

◆ Over the last 15 seasons, 163 of the Badgers' 221 home wins have come by at least 10 points (73.8 percent).

◆ Wisconsin has trailed at halftime in only 44 of 248 home games since the 2001-02 season. UW has come back to win 27 of those 44 games.

◆ In 2014-15, the Badgers led the Big Ten and ranked 5th nationally in attendance (17,279 per game). UW has led the Big Ten in attendance in 10 of the last 13 seasons and has finished among the nation's top 7 in each of the last 15 years.

◆ This season, the Badgers sold out the 2,100-person Grateful Red (third-largest student section in the Big Ten) in exactly 4 minutes.

HOME COOKING

Since the Kohl Center opened in 1998, Wisconsin has been nearly unbeatable on its home floor. In fact, among active venues, the Kohl Center is among the toughest for road teams to come in and steal a win.

Team	Record	Pct.
1. Gonzaga (McCarthy Center)	163-13	.926
2. Kentucky (Rupp Arena)	539-63	.895
3. Xavier (Cintas Center)	213-31	.873
4. Kansas (Allen Fieldhouse)	739-109	.871
5. Wisconsin (Kohl Center	***257-39***	***.868***

(records through 2/10/16)

◆ UW had a streak of 143 consecutive sellouts at the Kohl Center snapped in 2011 (vs. Green Bay). Wisconsin sold out every game from 2003 until midway through the 2011-12 season.

Including last Thursday's game vs. Ohio State, the Badgers are currently enjoying a streak of 37 consecutive sellouts dating back to Jan. of 2014. All remaining games of the 2015-16 season are sold out.

STREAKING

Three of the five longest home winning streaks in Wisconsin history have occurred over the last 15 years. Here is a look at the longest home winning streaks in UW history:

No.	Began	Ended
38	**12/7/2002 (UNLV)**	**1/25/2005 (Illinois)**
33	3/8/1911 (NW)	1/23/1915 (Chicago)
28	**2/8/2006 (Ind.)**	**12/8/2007 (Marq.)**
24	1/14/1929 (Ind.)	2/14/1931 (Minn.)
23	**2/13/2010 (Ind.)**	**12/3/11 (Marq.)**
18	2/27/1909 (Pur.)	3/1/1911 (Minn.)
18	2/19/1915 (Pur.)	1/26/1917 (Chicago)
18	**2/5/2009 (Ill.)**	**2/9/2010 (Illinois)**

Bold indicates since 2001-02

BIG WINS AT THE KOHL CENTER

Most memorable home wins of the last 15 years:

Dec. 1, 2001 - UW 70, UW-Green Bay 57
Bo Ryan's first victory at the Kohl Center

Dec. 22, 2001 - UW 86, #14 MU 63
Kirk Penney scores 33 points in UW's first win over a ranked team under Bo Ryan

Jan. 5, 2002 - UW 72, #7 Illinois 66
Ryan's first win over a top-10 team at UW

Feb. 27, 2002 - UW 74, Michigan 54
UW clinches a share of first Big Ten title since 1947

Dec. 7, 2002 - UW 91, UNLV 74
UW begins school-record 38-game home win streak - Alando Tucker 24 points, 18 rebounds

March 5, 2003 - UW 60, #14 Illinois 59
Devin Harris makes 1-of-2 FTs with 0.4 seconds left to clinch outright Big Ten title

Dec. 23, 2004 - UW 85, UNC Green. 53
UW wins a school-record 34th-straight home game

Jan. 16, 2005 - UW 62, #15 Mich. St. 59
Wisconsin overcomes 8-point deficit with 1:58 remaining to win its 38th-straight home game

Feb. 9, 2005 - UW 72, Iowa 69
UW overcomes a 13-point deficit with 12:27 remaining in the game

March 1, 2005 - UW 62, Indiana 60
Alando Tucker scores putback as time expires

Feb. 15, 2006 - UW 78, #12 Ohio St. 73
UW overcomes a nine-point halftime deficit to beat No. 12 Ohio State

Dec. 16, 2006 - UW 89, #2 Pitt 75
Alando Tucker and Brian Butch combine for 59 points

Jan. 9, 2007 - UW 72, #5 Ohio St. 69
Badgers win the first matchup in school history of top-five teams

March 3, 2007 - UW 52, Michigan St. 50
Kammron Taylor's 3-pointer with 3.9 seconds left gives UW the win

Dec. 2, 2009 - UW 73, #6 Duke 69
Trevon Hughes scores 26 as UW's win clinches Big Ten's first Big Ten/ACC title

Jan. 9, 2010 - UW 73, #4 Purdue 66
Jordan Taylor (23) and Jason Bohannon (20) help end Purdue's undefeated season

Feb. 2, 2010 - UW 67, #5 Michigan State 49
Badgers end MSU's 9-0 Big Ten start

Feb. 12, 2011 - UW 71, #1 Ohio State 67
Stopped OSU's 24-0 start and UW's first win over AP No. 1 since 1962

Feb. 9, 2013 - UW 65, #2 Michigan 62 (OT)
Ben Brust's half-court buzzer-beater sends game to overtime where UW wins

Nov. 19, 2013 - UW 103, North Dakota 85
UW's first 100-point game since 1995, Frank Kaminsky scores UW single-game record 43 points

Feb. 9, 2014 - UW 60, #8 Michigan State 58
Treavon Jackson hits game-winning jumper with 2.1 seconds left in Bo Ryan's 150th Big Ten win

March 1, 2015 - #6 UW 68, Michigan State 61
UW claims its 18th Big Ten championship and the 4th under Bo Ryan as Frank Kaminsky scores 31

Dec. 23, 2015 - UW 84, Green Bay 79
Greg Gard's first win as interim head coach

Jan. 17, 2016 - UW 77, #4 Michigan State 76
First ranked win of Gard era, Koenig/Hayes total 52 pts

ZAK SHOWALTER

R-Junior ▪ Guard
6-2 ▪ 184 ▪ Germantown, Wis.

Twitter: @ZShowbball333
Instagram: zshowalter3

PLAYER PROFILE

▶ Starting for the first time in his career and seeing an average of 31.6 minutes per game, averaging 7.7 points and 3.9 rebounds per game.

Leads UW in charges taken (15), is 2nd in steals (28) and ranks 3rd in assists (57).

▶ Entered the season having hit 4-of-24 (16.7%) from 3-point range in his career. He is 28-for-75 (37.3%) from beyond the arc this season.

▶ Last season, Showalter was one of the key reserves and sparks off the bench and averaged 2.1 points, 1.3 rebounds and 7.6 minutes per game.

▶ Prior to redshirting his sophomore season (2013-14), averaged 6.7 minutes per game as a true freshman. Finished the 2012-13 season averaging 1.7 points and 1.0 rebounds per game, while also tallying 12 assists and 7 steals.

2015-16 TOP PERFORMANCES

▶ Literally could not miss against Rutgers (1/2), scoring a career-high 21 points on perfect 8-for-8 FG shooting, which included a career high 4 3-pointers (4-4 3FG); also 1-1 FT.

▶ Then-career-high 14 points vs. Prairie View A&M (11/25), going 3-for-7 from 3-point range.

▶ Tallied the first double-double of his career with 10 points and 10 rebounds against Marquette (12/12). He also chipped in 2 assists and 1 steal.

2014-15 TOP PERFORMANCES

▶ Came off the bench and tallied 6 points (3-3 FG), 1 steal, 1 assist and 1 rebound to help fuel UW's 19-7 comeback run in the Sweet 16 round of the NCAA Tournament vs. North Carolina (3/26/15).

▶ Tallied 5 points (2-2 FG, 1-1 3FG), a career-high 5 rebounds and 2 assists in 15 minute in the third round of the NCAA Tournament vs. Oregon (3/22/15).

▶ Provided a lift off the bench with 2 points and 3 rebounds (2 offensive) in 7 minutes during the Big Ten tournament semifinals vs. Purdue (3/14).

▶ Scored a career-high 9 points (3-4 FG), while also adding 2 assists and 2 steals in 14 minutes vs. Indiana (2/3).

▶ Played a season-high 18 minutes vs. Iowa (1/20), adding 5 points, 3 rebounds, 2 assists and 1 steal in UW's win.

▶ Contributed 10 key minutes at Michigan (1/24) when UW ran into foul trouble. Finished with 3 rebounds and 1 assist.

▶ Tied season-high 7 points; also 2 steals vs. UAB (11/26).

▶ Scored a season-high 7 points on 3-for-5 shooting vs. Chattanooga (11/16).

SHOWALTER'S CAREER AT A GLANCE

▪ Has played in 83 career games, including 22 as a true freshman in 2012-13; 35 on UW's 2014-15 team that made the national championship game; has started all 26 games this season.

▪ This season, Showalter is a starter for the first time in his career and is averaging 31.6 minutes per game and posting an average of 7.7 points, 3.9 rebounds and 81.3% FT shooting (39-48).

▪ Averaged 7.6 minutes per game last season and finished averaging 2.1 points and 1.3 rebounds per game, while totaling 16 assists and 10 steals.

CAREER HIGHS

POINTS:	21 vs. Rutgers (1/2/16)
FIELD GOALS:	8 vs. Rutgers (1/2/16)
FG ATTEMPTS:	10 vs. Western Illinois (11/13/15)
3-POINT FGS:	4 vs. Rutgers (1/2/16)
3-POINT FGAS:	7 (2x) MR vs. PVA&M (1125/15)
FREE THROWS:	6 vs. VCU (11/22/15)
FT ATTEMPTS:	6 (2x) MR vs. Nebraska (2/10/16)
REBOUNDS:	10 vs. Marquette (12/12/15)
ASSISTS:	7 at Northwestern (1/12/16)
BLOCKS:	2 vs. VCU (11/22/15)
STEALS:	3 (3x) MR vs. Green Bay (12/23/15)
MINUTES:	41 at Syracuse (12/2/15)

SUPERLATIVES

	SEASON	CAREER
5+ POINTS:	19	31
10+ POINTS:	8	8
3+ REBOUNDS:	17	28
DOUBLE-DOUBLES:	1	1
2+ ASSISTS	15	25
2+ STEALS:	7	11
CHARGES TAKEN:	15	20

2015-16 GAME-BY-GAME STATS FOR SHOWALTER

				Total		3-Pointers		Free throws		Rebounds											
Opponent	Date	gs	min	fg-fga	pct	3fg-fga	pct	ft-fta	pct	off	def	tot	avg	pf	a	t/o	blk	stl	pts	avg
WESTERN ILLINOIS	11/13/15	*	40	3-10	.300	2-7	.286	0-1	.000	0	6	6	6.0	2	1	0	0	1	8	8.0
SIENA	11/15/15	*	24	3-4	.750	1-2	.500	1-2	.500	1	3	4	5.0	4	1	1	0	0	8	8.0
NORTH DAKOTA	11/17/15	*	33	2-5	.400	1-3	.333	5-5	1.000	0	6	6	5.3	3	1	0	0	0	10	8.7
vs Georgetown	11/20/15	*	31	3-7	.429	1-3	.333	0-0	.000	4	3	7	5.8	5	2	3	0	0	7	8.3
vs VCU	11/22/15	*	37	2-5	.400	0-0	.000	6-6	1.000	2	4	6	5.8	1	6	2	2	3	10	8.6
PRAIRIE VIEW A&M	11/25/15	*	36	4-8	.500	3-7	.429	3-3	1.000	0	1	1	5.0	1	2	2	0	3	14	9.5
at Oklahoma	11/29/15	*	27	1-6	.167	1-3	.333	0-0	.000	2	2	4	4.9	4	1	1	0	1	3	8.6
at Syracuse	12/02/15	*	41	3-6	.500	0-3	.000	0-0	.000	1	5	6	5.0	4	5	3	0	1	6	8.3
TEMPLE	12/05/15	*	38	4-9	.444	1-3	.333	2-2	1.000	0	4	4	4.9	2	3	1	1	2	11	8.6
MILWAUKEE	12/09/15	*	39	0-2	.000	0-1	.000	2-2	1.000	1	4	5	4.9	5	4	1	0	1	2	7.9
MARQUETTE	12/12/15	*	39	4-8	.500	2-4	.500	0-0	.000	2	8	10	5.4	4	2	2	0	1	10	8.1
TEXAS A&M-CORPUS CH	12/15/15	*	27	2-6	.333	2-6	.333	2-2	1.000	0	2	2	5.1	4	0	0	0	0	8	8.1
GREEN BAY	12/23/15	*	22	1-2	.500	1-2	.500	0-0	.000	1	3	4	5.0	5	4	4	0	3	3	7.7
PURDUE	12/29/15	*	36	4-6	.667	0-1	.000	0-0	.000	1	1	2	4.8	3	2	1	1	0	8	7.7
RUTGERS	01/02/16	*	30	8-8	1.000	4-4	1.000	1-1	1.000	1	2	3	4.7	2	2	2	1	1	21	8.6
at Indiana	01/05/16	*	37	1-5	.200	0-3	.000	2-2	1.000	0	1	1	4.4	2	0	2	0	2	4	8.3
MARYLAND	01/09/16	*	28	4-6	.667	1-2	.500	0-1	.000	0	2	2	4.3	3	1	1	0	2	9	8.4
at Northwestern	01/12/16	*	35	3-7	.429	2-5	.400	0-0	.000	0	3	3	4.2	3	7	1	1	0	8	8.3
MICHIGAN STATE	01/17/16	*	24	1-2	.500	0-1	.000	2-2	1.000	0	0	0	4.0	3	0	0	0	1	4	8.1
at Penn State	01/21/16	*	27	1-1	1.000	0-0	.000	2-3	.667	0	4	4	4.0	2	2	2	1	1	4	7.9
INDIANA	01/26/16	*	20	0-2	.000	0-1	.000	0-0	.000	1	3	4	4.0	5	1	1	0	1	0	7.5
at Illinois	01/31/16	*	37	2-7	.286	0-4	.000	4-4	1.000	1	6	7	4.1	3	0	1	0	1	8	7.5
OHIO STATE	02/04/16	*	30	2-4	.500	2-3	.667	0-0	.000	1	3	4	4.1	1	4	2	0	2	6	7.5
NEBRASKA	02/10/16	*	29	3-5	.600	2-2	1.000	2-6	.333	1	4	5	4.2	3	3	1	0	0	10	7.6
at Maryland	2/13/16	*	26	3-4	.750	2-3	.667	3-4	.750	1	0	1	4.0	4	1	0	0	1	11	7.7
at Michigan State	2/18/16	*	28	3-6	.500	0-2	.000	2-2	1.000	0	1	1	3.9	1	2	1	0	0	8	7.7
Totals		26	821	67-141	.475	28-75	.373	39-48	.813	21	81	102	3.9	79	57	35	7	28	201	7.7

GET TO KNOW ZAK

- One of the most athletic players on the team, known for energy and spirited hustle plays.
- Capable of producing highlight plays when on the court, as seen by his SportsCenter Top 10, put-back dunk last season against UAB at the Battle 4 Atlantis (11/26/14).
- Entered Wisconsin program as a walk-on, but subsequently earned a scholarship; now a starter
- Won the Wisconsin state championship as a prep at Germantown, playing for his father, Steve, who served as his high school coach and also played for Bo Ryan at UW-Platteville ('85-89).
- Earned Wisconsin Basketball Coaches' Association and AP first-team all-state honors during his senior season at Germantown, averaging 22 points, 5.5 assists and 4 rebounds per game.
- Finished his high school career as Germantown's all-time leading scorer.
- Father, Steve, and brother, Jake, are an assistant coach-player combo at Lindenwood University.

NIGEL HAYES

Junior ▪ Forward
6-8 ▪ 240 ▪ Toledo, Ohio

Twitter: @NIGEL_HAYES
Instagram: nigel_hayes

PLAYER PROFILE

▶ A preseason All-American and consensus All-Big Ten selection, Hayes prides himself on being a well-rounded individual and student-athlete. He was also nominated for the 2015 Allstate NABC Good Works Team.

▶ Leads all Badgers in points (16.7), assists (85), FTs (150), FTAs (2014). 2nd for UW in reb (153), 3rd in stl (27)

▶ Hayes ranks among the top 17 in the Big Ten in all three major categories: points (5th), rebounds (17th), and assists (15th).

▶ With 24 points against Green Bay, Hayes became the 42nd player in Wisconsin history to score 1,000 career points. Hayes reached that figure in 91 games and became just the 18th player in school history to reach the century mark in three seasons.

▶ Hayes also owns 506 career rebounds and 200 career assists, becoming just the fifth player in UW history to accumulate 1,000 points, 500 rebounds and 200 assists.

WISCONSIN'S 1,000-500-200 CLUB:

Players	Pts	Reb	Ast
Alando Tucker	2,217	769	213
Michael Finley	2,147	648	371
Mike Wilkinson	1,532	856	222
Nigel Hayes	*1,223*	*506*	*200*
Josh Gasser	1,075	575	284

2015-16 TOP PERFORMANCES

▶ Had a career-high four 3-pointers, 14 points, 6 rebounds and 2 assists in a road win at No. 2 Maryland (2/13).

▶ Powered his way to a game-high 31 points against Indiana (1/26) with career highs in FTs (17) and FTAs (22).

▶ Recorded 25 points (7-14 FG, 2-3 3FG, 9-10 FT) and 7 rebounds in UW's upset of No. 4 Michigan State (1/17).

▶ Tallied one of his three double-doubles on the year with 20 points and 11 rebounds at then-No. 7 Oklahoma (12/2).

▶ Scored a career-high 32 points and also grabbed 8 rebounds vs. Milwaukee (12/9).

▶ On an efficient 7-for-8 shooting, scored a team-high 24 points with 5 rebounds and 4 assists vs. Green Bay (12/23).

▶ Had 22 points and added 4 rebounds at Madison Square Garden vs. Georgetown in the 2K Classic (11/20).

2014-15 TOP PERFORMANCES

▶ Posted 12 points, 5 rebounds and an assist to help Wisconsin knock off undefeated and top-seeded Kentucky in the national semifinal of the 2015 Final Four (4/4).

▶ Matched a then-career-high 25 points (3-4 3FG, 12-12 FT) and added 5 rebounds, 2 steals to lead UW in Big Ten tournament championship game vs. Michigan State (3/15).

HAYES' CAREER AT A GLANCE

- 2015-16 Preseason All-American; All-Big Ten
- 2015 Third-Team All-Big Ten honoree
- 2014 Big Ten Sixth Man of the Year and named to Big Ten All-Freshman Team
- Has played in 104 career games (66 starts), including starting all 40 games last season
- Big Ten Freshman of the Week 4x (12/30, 1/6, 2/10, 2/17). Became the first player in conference history to earn back-to-back Big Ten Freshman of the Week honors on multiple occasions

CAREER HIGHS

POINTS:	32 vs. Milwaukee (12/9/15)
FIELD GOALS:	9 vs. Milwaukee (12/9/15)
FG ATTEMPTS:	18 (2x) MR vs. Marquette (12/12/15)
3-POINT FGS:	4 at Maryland (2/13/16)
3-POINT FGAS:	8 at Oklahoma (11/29/15)
FREE THROWS:	17 vs. Indiana (1/26/16)
FT ATTEMPTS:	22 vs. Indiana (1/26/16)
REBOUNDS:	13 (3x) MR at Penn State (2/18/15)
ASSISTS:	7 (2x) MR vs. PVA&M (11/25/15)
BLOCKS:	3 vs. Prairie View A&M (12/28/13)
STEALS:	3 (2x) MR vs. Green Bay (12/23/15)
MINUTES:	44 at Syracuse (12/2/15)

SUPERLATIVES

	SEASON	CAREER
10+ POINTS:	23	64
20+ POINTS:	8	11
5+ REBOUNDS:	16	53
5+ ASSISTS:	7	9
DOUBLE-DOUBLES:	3	7
5+ FTAS:	18	50
2+ STEALS:	9	27
LED UW IN POINTS:	14	22
LED UW IN REBOUNDS:	5	19
LED UW IN ASSISTS:	13	25
CHARGES TAKEN:	2	6

2015-16 GAME-BY-GAME STATS FOR HAYES

				Total		3-Pointers		Free throws		Rebounds										
Opponent	Date	gs	min	fg-fga	pct	3fg-fga	pct	ft-fta	pct	off	def	tot	avg	pf	a	t/o	blk	stl	pts	avg
WESTERN ILLINOIS	11/13/15	*	40	4-13	.308	1-4	.250	8-11	.727	3	1	4	4.0	1	4	0	0	0	17	17.0
SIENA	11/15/15	*	21	5-6	.833	1-1	1.000	3-4	.750	1	2	3	3.5	3	4	0	0	1	14	15.5
NORTH DAKOTA	11/17/15	*	34	4-13	.308	1-3	.333	2-4	.500	2	4	6	4.3	0	7	0	1	1	11	14.0
vs Georgetown	11/20/15	*	38	7-17	.412	2-5	.400	6-8	.750	3	1	4	4.3	2	1	3	0	2	22	16.0
vs VCU	11/22/15	*	38	2-5	.400	1-2	.500	5-10	.500	2	2	4	4.2	3	2	2	1	1	10	14.8
PRAIRIE VIEW A&M	11/25/15	*	34	3-11	.273	0-5	.000	4-4	1.000	0	2	2	3.8	3	7	4	0	0	10	14.0
at Oklahoma	11/29/15	*	36	5-17	.294	2-8	.250	8-11	.727	7	4	11	4.9	3	4	0	1	0	20	14.9
at Syracuse	12/02/15	*	44	5-15	.333	1-5	.200	4-4	1.000	4	8	12	5.8	3	6	5	1	0	15	14.9
TEMPLE	12/05/15	*	36	6-16	.375	0-0	.000	6-7	.857	6	6	12	6.4	1	3	1	0	0	18	15.2
MILWAUKEE	12/09/15	*	40	9-18	.500	2-3	.667	12-19	.632	1	7	8	6.6	2	1	2	0	0	32	16.9
MARQUETTE	12/12/15	*	40	4-18	.222	1-6	.167	1-2	.500	5	1	6	6.5	2	6	2	1	2	10	16.3
TEXAS A&M-CORPUS CH	12/15/15	*	38	2-7	.286	1-2	.500	3-6	.500	4	3	7	6.6	0	6	6	0	2	8	15.6
GREEN BAY	12/23/15	*	36	7-8	.875	1-1	1.000	9-9	1.000	0	5	5	6.5	1	4	2	1	3	24	16.2
PURDUE	12/29/15	*	36	6-14	.429	1-4	.250	4-6	.667	1	6	7	6.5	1	2	4	0	1	17	16.3
RUTGERS	01/02/16	*	26	2-7	.286	0-2	.000	4-4	1.000	2	7	9	6.7	4	3	2	1	2	8	15.7
at Indiana	01/05/16	*	37	3-13	.231	1-5	.200	8-11	.727	2	2	4	6.5	4	1	2	0	2	15	15.7
MARYLAND	01/09/16	*	35	6-15	.400	2-4	.500	3-4	.750	1	2	3	6.3	1	2	2	0	1	17	15.8
at Northwestern	01/12/16	*	38	5-10	.500	1-3	.333	6-7	.857	2	4	6	6.3	4	6	2	0	1	17	15.8
MICHIGAN STATE	01/17/16	*	34	7-14	.500	2-3	.667	9-10	.900	3	4	7	6.3	2	0	2	0	1	25	16.3
at Penn State	01/21/16	*	36	5-14	.357	1-2	.500	4-7	.571	0	3	3	6.2	3	5	1	1	2	15	16.3
INDIANA	01/26/16	*	42	7-12	.583	0-2	.000	17-22	.773	2	3	5	6.1	2	2	5	2	2	31	17.0
at Illinois	01/31/16	*	38	5-12	.417	0-2	.000	7-8	.875	0	3	3	6.0	1	2	2	0	1	17	17.0
OHIO STATE	02/04/16	*	35	6-15	.400	2-7	.286	7-10	.700	1	6	7	6.0	2	3	3	0	2	21	17.1
NEBRASKA	02/10/16	*	38	7-14	.500	1-4	.250	5-6	.833	0	2	2	5.8	1	0	2	1	0	20	17.3
at Maryland	2/13/16	*	36	4-12	.333	4-5	.800	2-4	.500	2	4	6	5.8	1	2	3	0	0	14	17.1
at Michigan State	2/18/16	*	33	1-13	.077	0-5	.000	3-6	.500	2	5	7	5.9	1	2	2	0	0	5	16.7
Totals		26	939	127-329	.386	29-93	.312	150-204	.735	56	97	153	5.9	51	85	59	11	27	433	16.7

GET TO KNOW NIGEL

- Became one of the most endearing figures of the 2015 NCAA Tournament after displaying his playful wit and vocabulary during postseason press conferences.
- Comes from a family of avid Ohio State fans; brother, Kenny, played football for Buckeyes.
- Played football growing up until his senior year of high school.
- Has a playful, comical personality that rubs off on teammates.
- Enjoys random facts and trivia.
- ESPN Top-100 recruit averaged 15.4 points, 8.7 rebounds, 4.3 assists and 2.2. blocks per game during senior season at Whitmer High School in Toledo, Ohio.
- Has led the team in community service hours in each of his three seasons at UW.
- Major is business.

JORDAN HILL

Sophomore ▪ Guard
6-3 ▪ 178 ▪ Pasadena, Calif.

Twitter: @JTaylored11
Instagram: kingjayy11

PLAYER PROFILE

▶ An under-recruited prep who attended Exeter Academy in New Hampshire after high school, Hill caught the attention of Wisconsin coaches with his hard-working pedigree and tenacity on defense.

▶ Since Greg Gard was promoted to interim head coach, Hill has been a huge benificiary. Under retired head coach Bo Ryan, Hill had 0 points in 27 minutes. Since Gard has taken over, Hill is averaging 4.6 ppg, 41.1% FG and 20.6 mpg.

▶ Made his first-career start in a win at Illinois (1/31) in place of Vitto Brown (injury); grabbed a career-high 5 reb.

▶ Hill served as a valuable member of the UW scout team his first two seasons in the program, typically filling the role of the opponent's lead guard.

2015-16 TOP PERFORMANCES

▶ Made a career-high three 3-pointers for 9 points and also matched a career-high with 5 rebounds vs. Ohio State (2/4).

▶ Made his first-career start in a win at Illinois (1/31) in place of Vitto Brown (injury); grabbed a career-high 5 reb.

▶ Took full advantage of a career-high 32 minutes, scoring a career-high 13 points (5-5 FG, 2-2 3FG) vs. Indiana (1/26).

▶ Had a breakout game vs. Green Bay (12/23), recording a then-career-high 10 points, 4 assists and 4 rebounds in a win.

2013-14 NOTABLE PERFORMANCES

▶ Finished with 4 points against Minnesota (3/14) in the Big Ten tournament and drained his first career 3-point field goal.

▶ Scored his first career point against Milwaukee (12/11) and finished the game with 2 points in 4 minutes of action.

HILL'S CAREER AT A GLANCE

- Has played in 32 career games; 21 this year.
- Has seen a significant increase in play this season since Greg Gard took over as head coach.
  - Under Bo Ryan: 0 points in 27 minutes
  - Under Gard: 4.6 ppg, 41.1% FG, 20.6 mpg
- Made his first-career start at Illinois (1/31) in place of Vitto Brown (injury).
- Appeared in 11 games as a true freshman in 2013-14 before redshirting the 2014-15 season.
- Led Exeter Academy (N.H.) to its first-ever NEPSAC Class A championship, averaging 7.5 points, 8.0 assists and 4.0 rebounds per game.
- Graduated from LaSalle High School in Pasadena, California, where he earned first-team all-Del Rey League honors as a senior.

CAREER HIGHS

POINTS:	13 vs. Indiana (1/26/16)
FIELD GOALS:	5 vs. Indiana (1/26/16)
FG ATTEMPTS:	6 vs. Green Bay (12/23/15)
3-POINT FGS:	3 vs. Ohio State (2/4/16)
3-POINT FGAS:	4 (4x) MR vs. Ohio State (2/4/16)
FREE THROWS:	2 (2x) MR vs. Green Bay (12/23/15)
FT ATTEMPTS:	3 vs. Milwaukee (12/11/13)
REBOUNDS:	5 (2x) MR vs. Ohio State (2/4/16)
ASSISTS:	4 vs. Green Bay (12/23/15)
BLOCKS:	1 vs. Indiana (1/26/16)
STEALS:	2 vs. Maryland (1/9/16)
MINUTES:	32 vs. Indiana (1/26/16)

SUPERLATIVES

	SEASON	CAREER
5+ POINTS	6	6
10+ POINTS:	2	2
2+ 3-POINTERS MADE:	5	5
3+ ASSISTS:	2	2
2+ STEALS:	1	2
LED UW IN POINTS:	0	0
LED UW IN ASSISTS:	0	0

2015-16 GAME-BY-GAME STATS FOR HILL

				Total		3-Pointers		Free throws		Rebounds										
Opponent	Date	gs	min	fg-fga	pct	3fg-fga	pct	ft-fta	pct	off	def	tot	avg	pf	a	t/o	blk	stl	pts	avg
WESTERN ILLINOIS	11/13/15		1	0-0	.000	0-0	.000	0-0	.000	0	0	0	0.0	0	0	0	0	0	0	0.0
SIENA	11/15/15		12	0-2	.000	0-1	.000	0-0	.000	0	0	0	0.0	0	0	1	0	0	0	0.0
NORTH DAKOTA	11/17/15		5	0-1	.000	0-1	.000	0-0	.000	0	0	0	0.0	0	0	1	0	0	0	0.0
vs Georgetown	11/20/15		5	0-0	.000	0-0	.000	0-0	.000	1	0	1	0.3	2	0	0	0	0	0	0.0
vs VCU	11/22/15		0	0-0	.000	0-0	.000	0-0	.000	0	0	0	0.2	0	0	0	0	0	0	0.0
PRAIRIE VIEW A&M	11/25/15		2	0-0	.000	0-0	.000	0-0	.000	0	0	0	0.2	0	0	0	0	0	0	0.0
TEXAS A&M-CORPUS CH	12/15/15		2	0-0	.000	0-0	.000	0-0	.000	0	0	0	0.1	1	0	0	0	0	0	0.0
GREEN BAY	12/23/15		22	3-6	.500	2-4	.500	2-2	1.000	1	3	4	0.6	2	4	2	0	0	10	1.3
PURDUE	12/29/15		23	2-5	.400	0-2	.000	0-0	.000	0	1	1	0.7	0	1	0	0	1	4	1.6
RUTGERS	01/02/16		24	2-5	.400	2-4	.500	0-0	.000	0	1	1	0.7	2	1	2	0	0	6	2.0
at Indiana	01/05/16		20	3-4	.750	1-2	.500	0-0	.000	1	1	2	0.8	3	1	1	0	1	7	2.5
MARYLAND	01/09/16		26	0-3	.000	0-1	.000	0-0	.000	0	2	2	0.9	1	0	2	0	2	0	2.3
at Northwestern	01/12/16		21	1-6	.167	1-4	.250	0-0	.000	0	1	1	0.9	1	3	1	0	0	3	2.3
MICHIGAN STATE	01/17/16		9	0-2	.000	0-2	.000	0-0	.000	0	0	0	0.9	0	0	0	0	0	0	2.1
at Penn State	01/21/16		14	0-1	.000	0-1	.000	0-0	.000	1	1	2	0.9	3	0	0	0	0	0	2.0
INDIANA	01/26/16		32	5-5	1.000	2-2	1.000	1-2	.500	0	3	3	1.1	2	0	1	1	0	13	2.7
at Illinois	01/31/16	*	29	1-4	.250	0-1	.000	0-0	.000	1	4	5	1.3	1	2	2	0	0	2	2.6
OHIO STATE	02/04/16		17	3-5	.600	3-4	.750	0-0	.000	3	2	5	1.5	0	0	0	0	0	9	3.0
NEBRASKA	02/10/16		27	2-5	.400	2-5	.400	1-2	.500	0	0	0	1.4	3	2	1	0	0	7	3.2
at Maryland	2/13/16		12	0-1	.000	0-1	.000	0-0	.000	0	1	1	1.4	2	2	0	0	0	0	3.1
at Michigan State	2/18/16		13	1-4	.250	1-2	.500	0-0	.000	0	0	0	1.3	0	1	1	0	1	3	3.0
Totals		1	316	23-59	.390	14-37	.378	4-6	.667	8	20	28	1.3	23	17	15	1	5	64	3.0

GET TO KNOW JORDAN

- Born in West Hills, California
- Has artistic taste and interest in music, photography and fashion.
- Has three brothers, Josh, David and Adam, and two sisters, Mycah and Erin
- Jordan's uncle, Anthony Harris, played football at Cal State Northridge
- Majoring in kinesiology

ETHAN HAPP

R-Freshman ▪ Forward
6-9 ▪ 235 ▪ Milan, Ill.

Twitter: @EthanHapp22
Instagram: ethan_happ22

PLAYER PROFILE

▶ Just the third freshman to start the season opener under retired head coach Bo Ryan, Happ has been in the starting lineup every game this season and is averaging 11.8 points and 7.8 rebounds per game.

▶ Happ ranks 2nd in the Big Ten with 7 double-doubles this season.

▶ Happ has posted at least 10 points and 7 rebounds in 14 games this season; 10+ rebounds in eight games.

▶ The last Wisconsin freshman to average at least 10.0 points per game was Alando Tucker (12.0) in the 2002-03 season.

▶ Happ leads the team in rebounding (7.8 rpg), ranks 3rd in scoring and is shooting a team-high 52.7% from the field (minimum 52 FGAs).

▶ Leads the Big Ten in steals (42) and is T2nd in steals per game (1.6); 5th in the B1G avg 7.8 rebounds per game.

▶ With back-to-back double-doubles at the 2K Classic in New York, Ethan Happ became the first UW freshman to post consecutive double-doubles since Mike Wilkinson in 2002 (14 pts, 10 reb vs. Minnesota and 16 pts, 10 reb vs. Purdue). Happ had 12 pts, 11 reb vs. Georgetown and 12 pts, 10 reb against VCU.

2015-16 TOP PERFORMANCES

▶ Attempted a career-high 16 field goals at No. 8 Michigan State (2/18) and finished with a team-high 18 points.

▶ Found ways to contribute outside the scoring column with a game-high 10 rebounds, career-high 4 steals and 3 assists in a road win at No. 2 Maryland (2/13).

▶ Career-high 25 points (10-of-15 FG) and a career-high 4 steals, plus 8 rebounds & 2 blocks vs. No. 19 Indiana (1/26).

▶ Had a then-career-high 20 points and 11 rebounds to lead Wisconsin on the road in a win against Penn State (1/21).

▶ Scored the game-winning layup with 10 seconds left and tallied 14 points, 8 rebounds vs. No. 4 Michigan State (1/17).

▶ Tallied his Big Ten-leading 5th double-double of the season with 16 pts and a game-high 10 reb vs. Rutgers (1/2).

▶ Led Wisconsin in knocking off No. 14 Syracuse at the Carrier Dome (12/2), scoring a team-high 18 points and grabbing a game-high 15 rebounds for a double-double. Also had 3 blocks, 2 steals and 2 assists.

▶ Posted his second-straight double-double at Madison Square Garden, this time against VCU (11/22), as part of the 2K Classic, recording 12 points and a game-high 10 boards.

▶ Had a game-high 11 rebounds and 12 points for a double-double against Georgetown (11/20) at Madison Square Garden as part of the 2K Classic.

HAPP'S CAREER AT A GLANCE

- Redshirted as a true freshman last season, but has started all 26 games so far this season.
- Becoming a regular double-double watch kind of player, Happ is averaging 11.8 points and 7.8 rebounds per game this season.
- Second in the Big Ten with 7 double-doubles this season

CAREER HIGHS

POINTS:	25 vs. Indiana (1/26/16)
FIELD GOALS:	10 vs. Indiana (1/26/16)
FG ATTEMPTS:	16 at Michigan State (2/18/16)
3-POINT FGS:	--
3-POINT FGAS:	--
FREE THROWS:	10 at Penn State (1/21/16)
FT ATTEMPTS:	15 at Penn State (1/21/16)
REBOUNDS:	15 (2x) MR vs. Milwaukee (12/9/15)
ASSISTS:	3 (3x) MR vs. Nebraska (2/10/16)
BLOCKS:	3 (3x) MR vs. TAMU-CC (12/15/15)
STEALS:	4 (2x) MR at Maryland (2/13/16)
MINUTES:	43 at Syracuse (12/2/15)

SUPERLATIVES

	SEASON	CAREER
10+ POINTS:	18	18
20+ POINTS:	2	2
7+ REBOUNDS:	17	17
10+ REBOUNDS:	8	8
DOUBLE-DOUBLES:	7	7
3+ BLOCKS:	3	3
3+ STEALS:	4	4
LED UW IN POINTS:	5	5
LED UW IN REBOUNDS:	15	15
LED UW IN PTS & REB:	3	3

2015-16 GAME-BY-GAME STATS FOR HAPP

				Total		3-Pointers		Free throws		Rebounds											
Opponent	Date	gs	min	fg-fga	pct	3fg-fga	pct	ft-fta	pct	off	def	tot	avg	pf	a	t/o	blk	stl	pts	avg
WESTERN ILLINOIS	11/13/15	*	19	2-3	.667	0-0	.000	0-0	.000	2	4	6	6.0	3	0	1	0	0	4	4.0
SIENA	11/15/15	*	18	3-6	.500	0-0	.000	2-2	1.000	1	3	4	5.0	4	0	0	0	1	8	6.0
NORTH DAKOTA	11/17/15	*	25	7-11	.636	0-0	.000	3-4	.750	5	2	7	5.7	4	2	1	1	0	17	9.7
vs Georgetown	11/20/15	*	27	3-8	.375	0-0	.000	6-6	1.000	6	5	11	7.0	3	1	2	1	2	12	10.3
vs VCU	11/22/15	*	31	4-6	.667	0-0	.000	4-5	.800	1	9	10	7.6	4	1	4	1	0	12	10.6
PRAIRIE VIEW A&M	11/25/15	*	27	5-9	.556	0-0	.000	2-2	1.000	4	4	8	7.7	4	2	1	1	2	12	10.8
at Oklahoma	11/29/15	*	29	2-7	.286	0-0	.000	1-2	.500	1	6	7	7.6	2	0	2	1	0	5	10.0
at Syracuse	12/02/15	*	43	8-15	.533	0-0	.000	2-2	1.000	5	10	15	8.5	3	2	5	3	2	18	11.0
TEMPLE	12/05/15	*	25	3-7	.429	0-0	.000	3-4	.750	2	2	4	8.0	4	3	2	0	1	9	10.8
MILWAUKEE	12/09/15	*	35	3-6	.500	0-0	.000	4-5	.800	5	10	15	8.7	3	1	2	3	1	10	10.7
MARQUETTE	12/12/15	*	29	6-11	.545	0-0	.000	0-1	.000	2	5	7	8.5	2	1	2	2	1	12	10.8
TEXAS A&M-CORPUS CH	12/15/15	*	31	5-6	.833	0-0	.000	5-8	.625	2	4	6	8.3	2	2	4	3	1	15	11.2
GREEN BAY	12/23/15	*	28	6-10	.600	0-0	.000	4-9	.444	0	8	8	8.3	2	0	3	1	2	16	11.5
PURDUE	12/29/15	*	16	1-8	.125	0-0	.000	0-0	.000	1	2	3	7.9	3	0	1	1	2	2	10.9
RUTGERS	01/02/16	*	21	7-8	.875	0-0	.000	2-5	.400	1	9	10	8.1	3	1	1	1	1	16	11.2
at Indiana	01/05/16	*	33	5-7	.714	0-0	.000	0-1	.000	2	6	8	8.1	1	0	2	0	2	10	11.1
MARYLAND	01/09/16	*	28	8-14	.571	0-0	.000	0-0	.000	4	7	11	8.2	2	0	1	1	3	16	11.4
at Northwestern	01/12/16	*	27	4-6	.667	0-0	.000	4-6	.667	1	5	6	8.1	4	0	2	0	3	12	11.4
MICHIGAN STATE	01/17/16	*	33	3-7	.429	0-0	.000	8-13	.615	3	5	8	8.1	4	1	2	1	1	14	11.6
at Penn State	01/21/16	*	32	5-11	.455	0-0	.000	10-15	.667	3	8	11	8.3	3	1	2	0	2	20	12.0
INDIANA	01/26/16	*	38	10-15	.667	0-0	.000	5-7	.714	3	5	8	8.2	2	1	3	2	4	25	12.6
at Illinois	01/31/16	*	22	3-6	.500	0-0	.000	0-2	.000	3	6	9	8.3	3	1	2	0	2	6	12.3
OHIO STATE	02/04/16	*	32	6-11	.545	0-0	.000	0-3	.000	1	4	5	8.1	4	3	3	1	1	12	12.3
NEBRASKA	02/10/16	*	17	0-3	.000	0-0	.000	2-4	.500	1	2	3	7.9	1	3	1	0	2	2	11.9
at Maryland	2/13/16	*	22	2-7	.286	0-0	.000	0-1	.000	4	6	10	8.0	4	3	1	0	4	4	11.6
at Michigan State	2/18/16	*	26	7-16	.438	0-0	.000	4-5	.800	1	2	3	7.8	3	2	1	0	2	18	11.8
Totals		26	714	118-224	.527	0-0	.000	71-112	.634	64	139	203	7.8	77	31	51	24	42	307	11.8

GET TO KNOW ETHAN

- Just the third freshman to start the season opener under retired head coach Bo Ryan, joining only Devin Harris (2001) and George Marshall (2012).
- The only scholarship member of UW's 2014 Signing Class, Happ boasts a sturdy frame, strong hands and a tireless work ethic.
- Two-time AP first-team All-State selection at Rockridge (Ill.) High School; MVP honors at Albert Schweitzer Tournament in Germany (summer 2014) playing on U.S. Under-18 select team.
- First cousins with Blue Jays pitcher J.A. Happ, as well as Northwestern football's Mark Szott.

BRONSON KOENIG

Junior ▪ Guard
6-4 ▪ 193
La Crosse, Wis.

Twitter: @BronsonK_24
Instagram: bkoenig_24

PLAYER PROFILE

▶ A preseason All-Big Ten team member, Koenig was named to the watch list for the Bob Cousy Award. Koenig was also named to the Preseason Top 50 for the Wooden Award Watch List.

▶ Dating back to last season, Koenig has made at least one 3-pointer in 37 consecutive games. He has hit multiple triples in 29 of those contests (22 of 26 games this season).

▶ Began last season averaging 19.8 minutes per game in a lead reserve role, but then made his first career start at Rutgers in place of injured Traevon Jackson and remained the starting point guard the rest of the way, leading UW back to the Final Four and to the national championship game.

▶ Koenig has shown he's capable of having big games on big stages.

As a true freshman, he scored 12 pts in a win at Iowa; 14 pts (4-for-4 from 3FGs) vs. Minnesota in the Big Ten tournament; 11 pts in the 1H of the Final Four vs. Kentucky.

In last season's Big Ten tournament title game, Koenig had 18 pts, a career-high 9 ast and 4 reb vs. Michigan State.

This season playing at Madison Square Garden, Koenig scored a game-winning layup in the final seconds to clinch a 74-73 win over VCU at the 2K Classic.

▶ Earned immediate playing time as a true freshman in 2013-14, playing in 37-of-38 games (avg. 15.5 min/game).

▶ Proud member of the Ho-Chunk Indian Tribe, Koenig was a two-time state champion at La Cross Aquinas High School.

2015-16 TOP PERFORMANCES

▶ Had 16 points, a team-high 5 assists and a career-high 6 rebounds in a road win at No. 2 Maryland (2/13).

▶ Scored a career-high 27 points (8-15 FG, 4-8 3FG) and added 4 assists to lead UW past No. 4 Michigan State (1/17).

▶ Hit the game-winning layup in the final seconds to clinch a 74-73 win over VCU (11/22) at Madison Square Garden for the 2K Classic in New York City. Posted 22 points, 3 assists and 3 rebounds.

▶ Then-career-high 23 points, 4 assists and 5 rebounds to lead Wisconsin to a 92-65 win vs. Siena (11/15).

▶ Had 17 points and added three assists in the Badgers' win vs. Temple (12/5).

2014-15 TOP PERFORMANCES

▶ Had 19 points and a career-high 9 assists in Big Ten tournament championship game vs. Michigan State (3/15).

▶ Stepped up on the road with 15 points (3-5 3FG), including 12 pts in the second half alone, at #23/25 Ohio State (3/8).

▶ Played 31 minutes in his first career start at Rutgers (1/11), recording 12 points on 5-for-7 shooting (2-4 3FG) and 3 assists to just 1 turnover.

KOENIG'S CAREER AT A GLANCE

- 2015-16 Preseason All-Big Ten Team member
- Bob Cousy Award Watch List and Preseason Top 50 for the Wooden Award Watch List
- Has played in 103 games with 50 career starts
- Averaging 34.5 minutes per game so far this season in 26 starts; 13.4 ppg, 2.6 rpg, 2.3 apg
- Dished out 98 assists last season and turned the ball over only 33 times (2.97 assist/TO ratio)

CAREER HIGHS

POINTS:	27 vs. Michigan State (1/17/16)
FIELD GOALS:	9 vs. VCU (11/22/15)
FG ATTEMPTS:	18 at Oklahoma (11/29/15)
3-POINT FGS:	4 (4x) MR vs. Michigan State (1/17/16)
3-POINT FGAS:	14 at Oklahoma (11/29/15)
FREE THROWS:	7 (2x) MR vs. Michigan State (1/17/16)
FT ATTEMPTS:	8 (2x) MR vs. W. Illinois (11/13/15)
REBOUNDS:	6 (2x) MR at Maryland (2/13/16)
ASSISTS:	9 vs. Michigan State (3/15/15)
BLOCKS:	2 vs. Georgetown (11/20/15)
STEALS:	2 (4x) MR vs. Oklahoma (11/28/14)
MINUTES:	42 (2x) at Syracuse (12/2/15)

SUPERLATIVES

	SEASON	CAREER
10+ POINTS:	17	39
20+ POINTS:	3	3
3+ 3-POINTERS MADE:	12	22
3+ ASSISTS:	11	28
2+ STEALS:	0	4
LED UW IN POINTS:	8	10
LED UW IN ASSISTS:	9	21

2015-16 GAME-BY-GAME STATS FOR KOENIG

				Total		3-Pointers		Free throws		Rebounds											
Opponent	Date	gs	min	fg-fga	pct	3fg-fga	pct	ft-fta	pct	off	def	tot	avg	pf	a	t/o	blk	stl	pts	avg
WESTERN ILLINOIS	11/13/15	*	37	7-15	.467	3-8	.375	0-0	.000	1	3	4	4.0	1	2	0	0	0	17	17.0
SIENA	11/15/15	*	34	8-14	.571	3-6	.500	4-4	1.000	1	4	5	4.5	0	4	3	0	0	23	20.0
NORTH DAKOTA	11/17/15	*	33	7-13	.538	3-6	.500	0-0	.000	0	5	5	4.7	1	4	1	0	0	17	19.0
vs Georgetown	11/20/15	*	40	2-12	.167	1-6	.167	4-5	.800	0	1	1	3.8	3	3	2	2	0	9	16.5
vs VCU	11/22/15	*	33	9-14	.643	2-5	.400	2-3	.667	1	2	3	3.6	3	3	3	0	0	22	17.6
PRAIRIE VIEW A&M	11/25/15	*	33	4-6	.667	3-5	.600	5-5	1.000	0	0	0	3.0	4	3	1	0	0	16	17.3
at Oklahoma	11/29/15	*	39	3-18	.167	3-14	.214	0-0	.000	2	2	4	3.1	2	1	2	0	0	9	16.1
at Syracuse	12/02/15	*	42	3-9	.333	2-7	.286	4-4	1.000	2	4	6	3.5	4	1	0	0	0	12	15.6
TEMPLE	12/05/15	*	39	7-14	.500	3-5	.600	0-0	.000	0	1	1	3.2	2	3	1	0	1	17	15.8
MILWAUKEE	12/09/15	*	35	5-16	.313	2-5	.400	4-4	1.000	0	3	3	3.2	4	1	1	1	0	16	15.8
MARQUETTE	12/12/15	*	36	3-11	.273	2-4	.500	0-0	.000	0	0	0	2.9	3	2	1	1	0	8	15.1
TEXAS A&M-CORPUS CH	12/15/15	*	38	5-11	.455	2-7	.286	3-7	.429	0	2	2	2.8	0	3	2	1	1	15	15.1
GREEN BAY	12/23/15	*	20	2-8	.250	2-5	.400	0-1	.000	1	0	1	2.7	3	1	8	0	0	6	14.4
PURDUE	12/29/15	*	36	3-8	.375	1-4	.250	0-0	.000	0	4	4	2.8	2	3	0	0	1	7	13.9
RUTGERS	01/02/16	*	32	6-12	.500	2-5	.400	0-0	.000	0	1	1	2.7	1	4	1	0	1	14	13.9
at Indiana	01/05/16	*	36	4-12	.333	2-6	.333	5-6	.833	0	2	2	2.6	3	2	2	0	0	15	13.9
MARYLAND	01/09/16	*	33	4-12	.333	3-7	.429	2-2	1.000	1	5	6	2.8	2	3	1	1	0	13	13.9
at Northwestern	01/12/16	*	36	3-9	.333	3-8	.375	0-0	.000	0	1	1	2.7	5	0	3	0	1	9	13.6
MICHIGAN STATE	01/17/16	*	38	8-15	.533	4-8	.500	7-7	1.000	0	0	0	2.6	0	4	1	0	1	27	14.3
at Penn State	01/21/16	*	35	2-6	.333	2-4	.500	2-5	.400	0	2	2	2.6	1	0	1	0	0	8	14.0
INDIANA	01/26/16	*	39	1-9	.111	1-4	.250	1-2	.500	0	0	0	2.4	3	0	3	0	0	4	13.5
at Illinois	01/31/16	*	23	4-10	.400	1-3	.333	2-2	1.000	0	3	3	2.5	5	1	1	0	1	11	13.4
OHIO STATE	02/04/16	*	28	4-9	.444	3-7	.429	2-2	1.000	0	0	0	2.3	2	2	0	0	0	13	13.4
NEBRASKA	02/10/16	*	34	4-7	.571	3-4	.750	1-2	.500	0	3	3	2.4	3	2	1	0	1	12	13.3
at Maryland	2/13/16	*	36	4-13	.308	3-9	.333	5-7	.714	0	6	6	2.5	2	5	2	0	0	16	13.4
at Michigan State	2/18/16	*	31	4-9	.444	3-5	.600	1-2	.500	1	3	4	2.6	2	2	2	0	0	12	13.4
Totals		26	896	116-292	.397	62-157	.395	54-70	.771	10	57	67	2.6	61	59	43	6	8	348	13.4

GET TO KNOW BRONSON

- Last name pronounced "KAY-nig"
- Member of the Ho-Chunk tribe; very proud and open about his Native American roots
- Possesses remarkable vision; Bo Ryan said he has best vision of any guard he ever coached
- Named Wisconsin Player of the Year by the Associated Press during senior campaign
- Led La Crosse Aquinas to its second WIAA Division 3 state championship in three seasons, scoring 16 points and adding five assists in the 2013 title game

ALEX ILLIKAINEN

Freshman ▪ Forward
6-9 ▪ 220 ▪ Grand Rapids, Minn.

Twitter: @Allikainen_25
Instagram: aillikainen_25

PLAYER PROFILE

▶ Since Greg Gard took over duties as interim head coach, Illikainen has become a key reserve as a true freshman. Under retired head coach Bo Ryan, he was averaging 1.8 points and 4.8 minutes per game. Under Gard, Illikainen has been averaging 3.5 ppg, 2.6 rpg and 16.1 mpg.

▶ Spent his senior year playing for Brewster Academy in Wolfeboro, New Hampshire, helping lead Brewster to a 34-1 record and the 2015 National Prep School Championship.

Prior to Brewster Academy, he was a two-time all-state selection at Grand Rapids High School, where he averaged 26.5 points and 15.2 rebounds per game as a junior and 26.2 points and 12.0 rebounds as a sophomore.

Illikainen is the Grand Rapids High School all-time leading scorer (2,185 points) and rebounder (1,402 rebounds).

2015-16 TOP PERFORMANCES

▶ Made a career-high two 3-pointers and also dished out career-high 2 assists at No. 8 Michigan State (2/18).

▶ Tied for a team-high 5 rebounds and added 3 points and 1 assist in 14 minutes off the bench vs. Nebraska (2/10).

▶ Had six points (2-3 3FG), six rebounds and 1 assist in 22 minutes off the bench for the Badgers vs. Ohio State (2/4).

▶ Played a career-high 26 minutes at Penn State (1/21) and finished with 9 points and a career-high 7 rebounds.

▶ Scored a career-high 9 points (3-5 FG, 2-2 3FG) and added 1 rebound, 1 assist in 11 minutes vs. Purdue (12/29).

ILLIKAINEN'S CAREER AT A GLANCE

- Has become a key reserve as a true freshman and has played in 24 games so far this season.
- Since Greg Gard took over as head coach, Illikainen has seen his role greatly increased.
  - Under Bo Ryan: 1.8 ppg in 4.8 mpg
  - Under Gard: 3.5 ppg, 2.6 rpg in 16.1 mpg
- Spent his senior year of high school playing for Brewster Academy in Wolfeboro, New Hampshire, helping lead Brewster to a 34-1 record and the 2015 National Prep School Championship.
- Was a two-time all-state selection at Grand Rapids High School in Minnesota and averaged 26.2 points and 12.0 rebounds as a sophomore.

CAREER HIGHS

POINTS:	10 vs. Purdue (12/29/15)
FIELD GOALS:	4 at Penn State (1/21/16)
FG ATTEMPTS:	7 at Penn State (1/21/16)
3-POINT FGS:	2 (3x) MR at Michigan State (2/18/16)
3-POINT FGAS:	4 vs. Maryland (1/9/16)
FREE THROWS:	3 vs. Nebraska (2/10/16)
FT ATTEMPTS:	4 vs. Nebraska (2/10/16)
REBOUNDS:	7 at Penn State (1/21/16)
ASSISTS:	2 at Michigan State (2/18/16)
BLOCKS:	1 vs. Maryland (1/9/16)
STEALS:	1 (6x) MR vs. Indiana (1/26/16)
MINUTES:	26 at Penn State (1/21/16)

SUPERLATIVES

	SEASON	CAREER
5+ POINTS:	9	9
10+ POINTS:	1	1
DOUBLE-DOUBLES:	0	0
5+ REBOUNDS:	4	4
10+ REBOUNDS:	0	0
15+ MINUTES:	9	9
LED UW IN POINTS:	0	0
LED UW IN REBOUNDS:	1	1

2015-16 GAME-BY-GAME STATS FOR ILLIKAINEN

				Total		3-Pointers		Free throws		Rebounds											
Opponent	Date	gs	min	fg-fga	pct	3fg-fga	pct	ft-fta	pct	off	def	tot	avg	pf	a	t/o	blk	stl	pts	avg
SIENA	11/15/15		7	2-3	.667	0-0	.000	2-2	1.000	0	0	0	0.0	2	0	0	0	0	6	6.0
NORTH DAKOTA	11/17/15		11	2-3	.667	1-1	1.000	0-2	.000	1	1	2	1.0	1	0	0	0	0	5	5.5
vs Georgetown	11/20/15		3	0-1	.000	0-1	.000	0-0	.000	0	1	1	1.0	0	0	0	0	0	0	3.7
vs VCU	11/22/15		3	0-0	.000	0-0	.000	0-0	.000	0	0	0	0.8	1	0	0	0	0	0	2.8
PRAIRIE VIEW A&M	11/25/15		5	0-0	.000	0-0	.000	1-2	.500	0	1	1	0.8	0	1	1	0	0	1	2.4
at Oklahoma	11/29/15		2	0-0	.000	0-0	.000	0-0	.000	0	1	1	0.8	0	1	0	0	1	0	2.0
at Syracuse	12/02/15		2	0-0	.000	0-0	.000	0-0	.000	0	0	0	0.7	1	0	0	0	0	0	1.7
TEMPLE	12/05/15		9	2-2	1.000	0-0	.000	2-2	1.000	0	0	0	0.6	0	1	0	0	0	6	2.3
MARQUETTE	12/12/15		4	0-1	.000	0-0	.000	0-0	.000	0	1	1	0.7	0	0	0	0	1	0	2.0
TEXAS A&M-CORPUS CH	12/15/15		2	0-0	.000	0-0	.000	0-0	.000	0	0	0	0.6	0	1	0	0	0	0	1.8
GREEN BAY	12/23/15		19	1-3	.333	0-1	.000	0-0	.000	2	1	3	0.8	0	0	2	0	0	2	1.8
PURDUE	12/29/15		11	3-5	.600	2-2	1.000	2-2	1.000	0	1	1	0.8	4	1	0	0	0	10	2.5
RUTGERS	01/02/16		15	1-4	.250	0-2	.000	0-0	.000	0	0	0	0.8	2	1	1	0	1	2	2.5
at Indiana	01/05/16		5	0-0	.000	0-0	.000	0-1	.000	0	1	1	0.8	1	0	0	0	1	0	2.3
MARYLAND	01/09/16		23	2-6	.333	1-4	.250	0-0	.000	2	3	5	1.1	1	1	0	1	0	5	2.5
at Northwestern	01/12/16		21	3-4	.750	0-1	.000	0-0	.000	1	0	1	1.1	2	1	1	0	1	6	2.7
MICHIGAN STATE	01/17/16		18	0-1	.000	0-0	.000	0-0	.000	0	1	1	1.1	3	0	0	0	0	0	2.5
at Penn State	01/21/16		26	4-7	.571	1-2	.500	0-0	.000	4	3	7	1.4	2	1	1	0	0	9	2.9
INDIANA	01/26/16		13	0-2	.000	0-2	.000	0-0	.000	0	2	2	1.4	1	0	0	0	1	0	2.7
at Illinois	01/31/16		6	0-0	.000	0-0	.000	0-0	.000	0	0	0	1.4	0	0	0	0	0	0	2.6
OHIO STATE	02/04/16		22	2-4	.500	2-3	.667	0-0	.000	2	4	6	1.6	2	1	1	0	0	6	2.8
NEBRASKA	02/10/16		14	0-2	.000	0-0	.000	3-4	.750	2	3	5	1.7	1	1	1	0	0	3	2.8
at Maryland	2/13/16		12	0-2	.000	0-1	.000	0-0	.000	0	2	2	1.7	0	0	1	0	0	0	2.7
at Michigan State	2/18/16		20	2-3	.667	2-3	.667	0-0	.000	1	1	2	1.8	1	2	1	0	0	6	2.8
Totals		0	273	24-53	.453	9-23	.391	10-15	.667	15	27	42	1.8	25	13	10	1	6	67	2.8

GET TO KNOW ALEX

- Last name pronouced, "ill-eh-KAY-nin"
- Alex comes from a family with a long line of athletes, as his father, Darin, played college hockey at Minnesota Duluth, his mother, Mary, played college basketball at Minnesota Duluth, his sister, Morgan, played college hockey at Dartmouth College and his sister, Molly, plays hockey at St. Cloud State.
- Alex's cousin, Nikki, also currently attends the University of Wisconsin.

VITTO BROWN

Junior ▪ Forward
6-8 ▪ 230 ▪ Bowling Green, Ohio

Twitter: @SenseiSwat33
Instagram: vitto33

PLAYER PROFILE

▶ Brown appears to be finding comfort within his role and within the offense as of late. Over the last six games, Brown is the team's second-leading scorer averaging 12.3 points, 61.4% FG, 47.4% (9-19) 3FG and 4.8 rebounds per game.

The stretch includes back-to-back career-high games vs. Nebraska and at No. 2 Maryland. Brown had a then-career-high 18 points on near perfect shooting (6-7 FG) against the Huskers. He then topped that on the road with a career-high 21 points and 7 rebounds in a win vs. the Terps.

▶ Owning the longest wingspan on UW (7-foot-3), Brown appeared in 34 games last season during the Badgers' run back to the Final Four and the national championship game.

▶ An accomplished singer and performer, Brown sang the national anthem in a quartet at last season's Final Four in Indianapolis. He has also sang the national anthem solo and with his family singing group, "Shades of Brown," prior to Wisconsin home games.

2015-16 TOP PERFORMANCES

▶ Tallied a career-high 21 points (8-14 FG, 3-6 3FG), 7 rebounds, 1 block in a road win at No. 2 Maryland (2/13).

▶ Broke out with a then-career-high 18 pts (6-7 FG, 3-3 3FG), 5 reb, 2 ast, 1 blk and 1 stl vs. Nebraska (2/10).

▶ Posted the first double-double of his career in a win against Texas A&M-Corpus Christi (12/15) with 12 points and a career-high 16 rebounds.

▶ Scored a then-career-high 16 points (6-6 FTs) with 7 rebounds in a win over Siena (11/15).

▶ Served a huge role in Wisconsin knocking off No. 14 Syracuse at the Carrier Dome (12/2), as Brown scored 14 points (2-3 3FGs), including a team-high 11 points in the first half alone, while also adding 8 rebounds and 3 blocks.

2014-15 TOP PERFORMANCES

▶ Played an efficient 7 minutes at #23/25 Ohio State, recording 4 points (2-3 FG), 4 rebounds and 1 block (3/8).

▶ Scored a career-high 10 points (6-8 FTs) to go with 6 rebounds and 2 steals vs. Nicholls (12/13).

▶ Made the most of his 11 minutes played at Milwaukee (12/10), scoring 6 points on 3-for-4 shooting and added 3 rebounds, 2 assists and 1 steal.

▶ Scored 4 points on 2-for-3 shooting and added 1 block in 5 minutes vs. Duke (12/3).

▶ Had 7 points (3-3 FG), while also grabbing 4 rebounds in the season opener against Northern Kentucky (11/14).

▶ Snagged a career-high 9 rebounds and added 6 points against Chattanooga (11/16).

BROWN'S CAREER AT A GLANCE

- Has played in 74 career games, including 34 last season during UW's run back to the Final Four and to the national championship game.
- Has started 25 games this season, averaging 24.2 minutes, 9.3 points and 5.2 rebounds.
- Averaged 6.3 minutes, 1.8 points and 1.3 rebounds per game as a reserve last season.

CAREER HIGHS

POINTS:	21 at Maryland (2/13/16)
FIELD GOALS:	8 at Maryland (2/13/16)
FG ATTEMPTS:	15 (2x) MR vs. Marquette (12/12/15)
3-POINT FGS:	3 (2x) MR at Maryland (2/13/16)
3-POINT FGAS:	6 (2x) MR at Maryland (2/13/16)
FREE THROWS:	6 (3x) MR vs. Green Bay (12/23/15)
FT ATTEMPTS:	8 vs. Nicholls (12/13/14)
REBOUNDS:	16 vs. TAMU-CC (12/15/15)
ASSISTS:	2 (3x) MR vs. Nebraska (2/10/16)
BLOCKS:	3 (2x) MR vs. Green Bay (12/23/15)
STEALS:	2 (3x) MR vs. Marquette (12/12/15)
MINUTES:	39 at Syracuse (12/2/15)

SUPERLATIVES

	SEASON	CAREER
5+ POINTS:	22	27
10+ POINTS:	11	12
DOUBLE-DOUBLES:	1	1
5+ REBOUNDS:	17	19
10+ REBOUNDS:	1	1
2+ STEALS:	2	3
LED UW IN POINTS:	2	2
LED UW IN REBOUNDS:	5	5

2015-16 GAME-BY-GAME STATS FOR BROWN

				Total		3-Pointers		Free throws		Rebounds											
Opponent	Date	gs	min	fg-fga	pct	3fg-fga	pct	ft-fta	pct	off	def	tot	avg	pf	a	t/o	blk	stl	pts	avg
WESTERN ILLINOIS	11/13/15	*	25	3-8	.375	1-2	.500	4-4	1.000	3	2	5	5.0	3	1	1	2	2	11	11.0
SIENA	11/15/15	*	31	5-10	.500	0-1	.000	6-6	1.000	1	6	7	6.0	3	0	2	0	0	16	13.5
NORTH DAKOTA	11/17/15	*	22	6-12	.500	0-3	.000	0-0	.000	3	2	5	5.7	3	0	1	0	1	12	13.0
vs Georgetown	11/20/15	*	29	4-14	.286	1-3	.333	0-1	.000	2	5	7	6.0	5	1	1	0	1	9	12.0
vs VCU	11/22/15	*	19	3-8	.375	0-1	.000	0-0	.000	3	2	5	5.8	5	0	3	1	0	6	10.8
PRAIRIE VIEW A&M	11/25/15	*	22	5-9	.556	0-0	.000	1-1	1.000	2	3	5	5.7	2	1	0	0	1	11	10.8
at Oklahoma	11/29/15	*	25	3-15	.200	0-6	.000	0-0	.000	2	7	9	6.1	3	1	0	0	0	6	10.1
at Syracuse	12/02/15	*	39	6-9	.667	2-3	.667	0-0	.000	2	6	8	6.4	2	1	2	3	1	14	10.6
TEMPLE	12/05/15	*	16	2-6	.333	1-1	1.000	0-0	.000	0	3	3	6.0	3	0	1	0	1	5	10.0
MILWAUKEE	12/09/15	*	33	1-9	.111	0-1	.000	1-2	.500	3	3	6	6.0	4	0	3	0	0	3	9.3
MARQUETTE	12/12/15	*	37	7-15	.467	1-3	.333	0-0	.000	2	6	8	6.2	2	1	0	0	2	15	9.8
TEXAS A&M-CORPUS CH	12/15/15	*	33	5-10	.500	1-1	1.000	1-4	.250	6	10	16	7.0	3	0	2	1	0	12	10.0
GREEN BAY	12/23/15	*	26	4-12	.333	1-2	.500	6-7	.857	4	5	9	7.2	1	1	4	3	0	15	10.4
PURDUE	12/29/15	*	20	2-6	.333	0-1	.000	0-0	.000	2	0	2	6.8	3	0	0	1	1	4	9.9
RUTGERS	01/02/16	*	21	3-9	.333	0-1	.000	2-2	1.000	0	4	4	6.6	0	2	0	1	0	8	9.8
at Indiana	01/05/16	*	21	3-5	.600	0-0	.000	0-0	.000	1	0	1	6.3	2	1	1	1	1	6	9.6
MARYLAND	01/09/16	*	18	0-3	.000	0-2	.000	0-2	.000	0	0	0	5.9	3	1	1	0	0	0	9.0
at Northwestern	01/12/16	*	14	2-5	.400	0-0	.000	0-0	.000	0	1	1	5.6	1	0	0	0	0	4	8.7
MICHIGAN STATE	01/17/16	*	21	1-4	.250	0-0	.000	3-4	.750	1	4	5	5.6	2	0	1	0	0	5	8.5
at Penn State	01/21/16	*	13	1-6	.167	0-1	.000	4-4	1.000	1	0	1	5.4	3	0	0	0	1	6	8.4
INDIANA	01/26/16	*	18	2-2	1.000	1-1	1.000	4-4	1.000	2	1	3	5.2	0	0	0	0	0	9	8.4
at Illinois	01/31/16		12	4-7	.571	1-4	.250	0-0	.000	0	1	1	5.0	1	0	1	0	0	9	8.5
OHIO STATE	02/04/16	*	19	5-8	.625	1-2	.500	1-2	.500	3	2	5	5.0	3	1	0	0	0	12	8.6
NEBRASKA	02/10/16	*	34	6-7	.857	3-3	1.000	3-4	.750	0	5	5	5.0	1	2	2	1	1	18	9.0
at Maryland	2/13/16	*	34	8-14	.571	3-6	.500	2-2	1.000	5	2	7	5.1	3	0	2	1	0	21	9.5
at Michigan State	2/18/16	*	26	2-6	.333	0-3	.000	1-2	.500	3	5	8	5.2	1	1	0	0	1	5	9.3
Totals		25	628	93-219	.425	17-51	.333	39-51	.765	51	85	136	5.2	62	15	28	15	14	242	9.3

GET TO KNOW VITTO

- First name pronouced, "Vee-toe"
- An accomplished singer, Vitto has been in a singing group with his family called "Shades of Brown" ever since he was a young boy. He has sang the national anthem prior to each of the Badgers' last two Red/White Scrimmages and his family has sung the anthem once last year as well as prior to the Boise State game last season
- Owns the largest wingspan on the team, spanning 7-foot-3
- Older brother, Xavier, played basketball at Wooster College
- Majoring in life sciences communication

RESERVES

0 Will Decorah, Jr., G, 6-4, 205
Waunakee, Wis. (HS)
Twitter: @wdec0rah / IG: wdec0rah

Team manager for two seasons (2013-15) before walking on this season...has played in 2 games this year...prep standout at Waunakee High School in basketball and football helped the Warriors to the Badger Conference basketball championship all three seasons...on the football field, a member of two state championship teams playing QB and DE...broke the Waunakee school single-season record with 2,166 passing yards...his father, Tim, played for Bo Ryan at UW-Platteville and was a member of the Pioneers' first national championship team in 1991.

DECORAH'S 2015-16 GAME-BY-GAME STATS

				Total		3-Pointers		Free throws		Rebounds											
Opponent	Date	gs	min	fg-fga	pct	3fg-fga	pct	ft-fta	pct	off	def	tot	avg	pf	a	t/o	blk	stl	pts	avg
SIENA	11/15/15		1	0-0	.000	0-0	.000	0-0	.000	0	0	0	0.0	1	0	1	0	0	0	0.0
RUTGERS	01/02/16		1	0-0	.000	0-0	.000	0-0	.000	0	0	0	0.0	0	0	0	0	0	0	0.0
Totals		0	2	0-0	.000	0-0	.000	0-0	.000	0	0	0	0.0	1	0	1	0	0	0	0.0

1 Brevin Pritzl, Fr., G, 6-3, 185
De Pere, Wis. (HS)
Twitter: @LilB_Pritz1 / IG: bpritz1

Suffered a broken foot in August and re-injured it on Dec. 1. - out indefinitely...freshman heralded by Bo Ryan as one of country's best shooters in his class...finished as the De Pere High School all-time leading scorer (1,720) and as the second-leading scorer in Green Bay metro area history...led the Redbirds to 84 wins and four conference championships, averaging 25.5 points and 6 rebounds per game and 47% FG as a senior ... Named all-state by both the Associated Press and Wisconsin Basketball Coaches Association...as senior, ranked 48th best player in country by Scout.com; #78 Rivals.com.

PRITZL'S 2015-16 GAME-BY-GAME STATS

				Total		3-Pointers		Free throws		Rebounds											
Opponent	Date	gs	min	fg-fga	pct	3fg-fga	pct	ft-fta	pct	off	def	tot	avg	pf	a	t/o	blk	stl	pts	avg
SIENA	11/15/15		4	0-0	.000	0-0	.000	0-0	.000	0	0	0	0.0	0	0	1	0	0	0	0.0
Totals		0	4	0-0	.000	0-0	.000	0-0	.000	0	0	0	0.0	0	0	1	0	0	0	0.0

2 Jordan Smith, R-Sr., G, 6-3, 181
Orono, Minn. (HS), Twitter: @JTSmith222

Walk-on in his fifth season as the lone senior on Wisconsin's 2015-16 roster...appeared in 14 games last season; 5 games this season; 36 career games...finished with 2,518 career points at Orono High School, the same alma mater as former All-Big Ten standout Jon Leuer.

SMITH'S 2015-16 GAME-BY-GAME STATS

				Total		3-Pointers		Free throws		Rebounds											
Opponent	Date	gs	min	fg-fga	pct	3fg-fga	pct	ft-fta	pct	off	def	tot	avg	pf	a	t/o	blk	stl	pts	avg
SIENA	11/15/15		2	0-0	.000	0-0	.000	0-0	.000	0	0	0	0.0	0	0	0	0	0	0	0.0
NORTH DAKOTA	11/17/15		2	0-0	.000	0-0	.000	0-0	.000	0	0	0	0.0	0	0	0	0	0	0	0.0
PRAIRIE VIEW A&M	11/25/15		1	0-0	.000	0-0	.000	0-0	.000	0	0	0	0.0	0	0	1	0	0	0	0.0
RUTGERS	01/02/16		1	1-1	1.000	0-0	.000	0-1	.000	1	0	1	0.3	0	0	0	0	0	2	0.5
at Penn State	1/21/16		1	0-0	.000	0-0	.000	0-0	.000	0	0	0	0.2	0	0	0	0	0	0	0.4
Totals		0	7	1-1	1.000	0-0	.000	0-1	.000	1	0	1	0.2	0	0	1	0	0	2	0.4

5 Aaron Moesch, R-Fr., F, 6-8, 215
Green Bay, Wis. (Southwest)
Twitter: @moeschpotato5 / IG: moeschpotato5

Walk-on enters his third season in the program...has seen more minutes under Coach Gard and played in 13 games this season...played a career-high 12 minutes against No. 4 Michigan State and even drew the defensive assignment of guarding Denzel Valentine...appeared in 14 games last season (inc. 6 Big Ten games, 1 NCAA tourn.)...was a 1,000-point scorer at Green Bay Southwest High School... student in prestigious UW Business School.

MOESCH'S 2015-16 GAME-BY-GAME STATS

				Total		3-Pointers		Free throws		Rebounds											
Opponent	Date	gs	min	fg-fga	pct	3fg-fga	pct	ft-fta	pct	off	def	tot	avg	pf	a	t/o	blk	stl	pts	avg
SIENA	11/15/15		1	1-1	1.000	0-0	.000	0-0	.000	0	0	0	0.0	0	0	0	0	0	2	2.0
NORTH DAKOTA	11/17/15		2	0-0	.000	0-0	.000	2-2	1.000	1	0	1	0.5	0	0	0	0	1	2	2.0
PRAIRIE VIEW A&M	11/25/15		1	0-0	.000	0-0	.000	0-0	.000	0	0	0	0.3	0	0	0	0	0	0	1.3
RUTGERS	01/02/16		3	0-0	.000	0-0	.000	0-0	.000	0	0	0	0.3	0	0	0	0	0	0	1.0
at Indiana	01/05/16		3	0-0	.000	0-0	.000	0-0	.000	0	0	0	0.2	0	0	0	0	0	0	0.8
MARYLAND	01/09/16		2	0-1	.000	0-0	.000	0-0	.000	1	0	1	0.3	0	0	0	0	0	0	0.7
MICHIGAN STATE	01/17/16		12	0-0	.000	0-0	.000	0-0	.000	0	1	1	0.4	1	1	0	0	0	0	0.6
at Penn State	01/21/16		3	0-0	.000	0-0	.000	0-0	.000	0	0	0	0.4	2	0	0	0	0	0	0.5
INDIANA	01/26/16		13	0-0	.000	0-0	.000	0-0	.000	0	1	1	0.4	0	0	0	0	1	0	0.4
at Illinois	01/31/16		3	0-0	.000	0-0	.000	0-0	.000	0	1	1	0.5	1	0	1	0	0	0	0.4
NEBRASKA	02/10/16		1	0-0	.000	0-0	.000	0-0	.000	0	0	0	0.5	0	0	0	0	0	0	0.4
at Maryland	2/13/16		0	0-0	.000	0-0	.000	0-0	.000	0	0	0	0.4	0	0	0	0	0	0	0.3
at Michigan State	2/18/16		0	0-0	.000	0-0	.000	0-0	.000	0	0	0	0.4	0	0	0	0	0	0	0.3
Totals		0	44	1-2	.500	0-0	.000	2-2	1.000	2	3	5	0.4	4	1	1	0	2	4	0.3

13 Jackson Bax, Fr., G, 5-11, 157
Frankfort, Ill. (Lincoln-Way East)
Instagram: jacksonbax10

Walk-on joined the Badgers roster after an open tryout in October of 2015...has played in 2 games this season... first-team All-South Suburban Conference as senior at Lincoln-Way East High School in Frankfort, Ill ... played wide receiver in football through his sophomore year.

BAX'S 2015-16 GAME-BY-GAME STATS

				Total		3-Pointers		Free throws		Rebounds											
Opponent	Date	gs	min	fg-fga	pct	3fg-fga	pct	ft-fta	pct	off	def	tot	avg	pf	a	t/o	blk	stl	pts	avg
SIENA	11/15/15		1	0-0	.000	0-0	.000	0-0	.000	0	0	0	0.0	0	0	0	0	0	0	0.0
RUTGERS	01/02/16		1	0-0	.000	0-0	.000	0-0	.000	0	0	0	0.0	0	0	0	0	0	0	0.0
Totals		0	2	0-0	.000	0-0	.000	0-0	.000	0	0	0	0.0	0	0	0	0	0	0	0.0

15 Charlie Thomas, Fr., F, 6-8, 253
Highland, Md. (River Hills)
Twitter: @Tr33top_T4LL / IG: s1r_charles

Skilled big man has played in 23 games...career-high 12 pts, 6 reb vs. Prairie View A&M (11/25)...finished at River Hills HS as school's all-time leader in pts (1,717), reb (893) and blks (159)...as a senior, was named Howard County Boy's Player of the Year and was All-Metro First Team from the Washington Post and Baltimore Sun...averaged 23.2 pts, 11.2 reb, 2.0 ast, 2.0 blk, 1.0 stl and 58% FG as a senior...first Team All-County from Baltimore Sun, Howard County Times (2013-14).

THOMAS' 2015-16 GAME-BY-GAME STATS

				Total		3-Pointers		Free throws		Rebounds											
Opponent	Date	gs	min	fg-fga	pct	3fg-fga	pct	ft-fta	pct	off	def	tot	avg	pf	a	t/o	blk	stl	pts	avg
WESTERN ILLINOIS	11/13/15		14	2-7	.286	0-0	.000	0-3	.000	5	0	5	5.0	2	0	1	1	0	4	4.0
SIENA	11/15/15		16	2-3	.667	0-0	.000	3-4	.750	1	4	5	5.0	3	0	0	1	0	7	5.5
NORTH DAKOTA	11/17/15		10	0-4	.000	0-1	.000	2-5	.400	2	1	3	4.3	1	0	0	0	1	2	4.3
vs Georgetown	11/20/15		6	0-1	.000	0-1	.000	0-0	.000	0	0	0	3.3	0	0	0	0	0	0	3.3
vs VCU	11/22/15		26	4-8	.500	1-1	1.000	0-0	.000	0	5	5	3.6	4	1	1	2	0	9	4.4
PRAIRIE VIEW A&M	11/25/15		15	4-4	1.000	0-0	.000	4-6	.667	3	3	6	4.0	2	1	0	1	1	12	5.7
at Oklahoma	11/29/15		15	0-2	.000	0-0	.000	0-0	.000	1	2	3	3.9	2	0	0	0	0	0	4.9
at Syracuse	12/02/15		10	0-4	.000	0-0	.000	1-2	.500	1	1	2	3.6	0	0	1	0	0	1	4.4
TEMPLE	12/05/15		25	3-5	.600	1-2	.500	2-4	.500	1	5	6	3.9	1	0	0	0	0	9	4.9
MILWAUKEE	12/09/15		8	2-4	.500	0-0	.000	0-0	.000	1	0	1	3.6	1	0	0	0	0	4	4.8
MARQUETTE	12/12/15		10	0-2	.000	0-0	.000	0-1	.000	0	1	1	3.4	2	0	0	0	0	0	4.4
TEXAS A&M-CORPUS CH	12/15/15		15	1-2	.500	0-0	.000	2-2	1.000	1	4	5	3.5	2	0	0	0	1	4	4.3
GREEN BAY	12/23/15		8	0-1	.000	0-0	.000	0-0	.000	0	2	2	3.4	1	1	0	0	0	0	4.0
PURDUE	12/29/15		15	1-5	.200	1-3	.333	0-0	.000	0	1	1	3.2	2	0	0	2	1	3	3.9
RUTGERS	01/02/16		7	0-2	.000	0-0	.000	0-0	.000	0	1	1	3.1	1	0	0	0	0	0	3.7
MARYLAND	01/09/16		7	0-2	.000	0-1	.000	0-2	.000	0	0	0	2.9	2	0	0	0	0	0	3.4
MICHIGAN STATE	01/17/16		7	1-2	.500	0-0	.000	0-0	.000	0	0	0	2.7	0	0	0	0	0	2	3.4
at Penn State	01/21/16		9	2-2	1.000	0-0	.000	0-1	.000	0	0	0	2.6	0	0	1	0	1	4	3.4
INDIANA	01/26/16		5	0-1	.000	0-0	.000	0-0	.000	0	0	0	2.4	1	0	1	0	0	0	3.2
OHIO STATE	02/04/16		2	0-1	.000	0-1	.000	0-0	.000	0	0	0	2.3	0	0	0	0	0	0	3.1
NEBRASKA	02/10/16		2	0-0	.000	0-0	.000	0-0	.000	0	0	0	2.2	0	0	0	0	0	0	2.9
at Maryland	2/13/16		12	1-2	.500	0-1	.000	0-0	.000	0	3	3	2.2	2	0	0	0	0	2	2.9
at Michigan State	2/18/16		7	0-0	.000	0-0	.000	0-0	.000	1	0	1	2.2	1	0	0	1	0	0	2.7
Totals		0	251	23-64	.359	3-11	.273	14-30	.467	17	33	50	2.2	30	3	5	8	5	63	2.7

20 T.J. Schlundt, R-Fr., G, 6-5, 194
Oconomowoc, Wis. (St. John's Military Aca. [Wis.])
Twitter: @TJSchlundt20 / IG: tjschlundt20

Walk-on guard joins the active roster after redshirting as freshman...has played in 3 games this season...avg. 17.6 pts in one season at St. John's Northwestern Military Academy...played three years at Oconomowoc High School, finishing as third-leading scorer in school history (1,053); avg 16.1 ppg as a junior at Oconomowoc...son of former Marquette basketball player Terrell Schlundt...turned down several Division I scholarship offers to join Badgers.

SCHLUNDT'S 2015-16 GAME-BY-GAME STATS

				Total		3-Pointers		Free throws		Rebounds											
Opponent	Date	gs	min	fg-fga	pct	3fg-fga	pct	ft-fta	pct	off	def	tot	avg	pf	a	t/o	blk	stl	pts	avg
SIENA	11/15/15		1	0-0	.000	0-0	.000	0-0	.000	0	0	0	0.0	0	1	0	0	0	0	0.0
NORTH DAKOTA	11/17/15		1	0-0	.000	0-0	.000	0-0	.000	0	0	0	0.0	0	0	0	0	0	0	0.0
RUTGERS	01/02/16		1	0-0	.000	0-0	.000	0-0	.000	0	0	0	0.0	0	0	0	0	0	0	0.0
Totals		0	3	0-0	.000	0-0	.000	0-0	.000	0	0	0	0.0	0	1	0	0	0	0	0.0

21 Khalil Iverson, Fr., G/F, 6-5, 205
Delaware, Ohio (Hayes)
Twitter: @iverson_khalil / IG: iversonn24

High-flying, athletic, versatile freshman has seen action in 25 games this season and is becoming a fan favorite for his highlight-creating ability...career-high 10 points, 5 rebounds, 2 assists, 1 block and 1 steal in a career-high 30 minutes off the bench at Illinois (1/31)...scored 9 pts vs. Prairie View A&M (11/25)...had 8 pts, 5 reb, 1 blk, 1 stl vs. Green Bay (12/23)...avg. 17 pts, 12 reb, 7 ast, 2.8 blk & 2 stl as a senior at Hayes High School...all-district / all-conference honoree all 4yrs at Hayes...led central Ohio in reb and ast as senior; led Pacers to 20-5 mark in 2014-15...Hayes HS all-time leading rebounder (897), second all-time in points (1,222), 4th all-time in assists (416); school record 88 starts and 93 games played.

IVERSON'S 2015-16 GAME-BY-GAME STATS

				Total		3-Pointers		Free throws		Rebounds											
Opponent	Date	gs	min	fg-fga	pct	3fg-fga	pct	ft-fta	pct	off	def	tot	avg	pf	a	t/o	blk	stl	pts	avg
WESTERN ILLINOIS	11/13/15		24	1-6	.167	0-0	.000	4-6	.667	5	2	7	7.0	3	0	0	3	3	6	6.0
SIENA	11/15/15		25	2-4	.500	0-1	.000	2-4	.500	2	1	3	5.0	3	2	1	1	0	6	6.0
NORTH DAKOTA	11/17/15		20	1-3	.333	0-1	.000	0-0	.000	0	2	2	4.0	2	0	1	0	0	2	4.7
vs Georgetown	11/20/15		21	1-3	.333	0-0	.000	0-0	.000	1	3	4	4.0	1	2	3	0	0	2	4.0
vs VCU	11/22/15		13	2-3	.667	1-1	1.000	0-0	.000	0	0	0	3.2	0	0	2	0	0	5	4.2
PRAIRIE VIEW A&M	11/25/15		22	4-8	.500	0-2	.000	1-3	.333	0	1	1	2.8	0	0	1	0	2	9	5.0
at Oklahoma	11/29/15		27	2-3	.667	1-2	.500	0-0	.000	0	0	0	2.4	1	0	2	1	0	5	5.0
at Syracuse	12/02/15		4	0-2	.000	0-0	.000	0-0	.000	0	1	1	2.3	1	0	2	0	0	0	4.4
TEMPLE	12/05/15		12	0-0	.000	0-0	.000	1-2	.500	0	4	4	2.4	0	0	0	1	0	1	4.0
MILWAUKEE	12/09/15		10	0-0	.000	0-0	.000	0-0	.000	0	3	3	2.5	2	0	0	0	0	0	3.6
MARQUETTE	12/12/15		5	0-0	.000	0-0	.000	0-0	.000	0	0	0	2.3	1	0	0	0	0	0	3.3
TEXAS A&M-CORPUS CH	12/15/15		14	0-2	.000	0-0	.000	2-2	1.000	2	0	2	2.3	0	0	0	0	0	2	3.2
GREEN BAY	12/23/15		19	3-5	.600	0-1	.000	2-4	.500	1	4	5	2.5	1	0	1	1	1	8	3.5
PURDUE	12/29/15		7	0-0	.000	0-0	.000	0-0	.000	0	1	1	2.4	1	0	1	0	0	0	3.3
RUTGERS	01/02/16		17	1-2	.500	0-0	.000	0-2	.000	1	2	3	2.4	0	0	0	0	0	2	3.2
at Indiana	01/05/16		8	0-0	.000	0-0	.000	1-2	.500	1	0	1	2.3	0	1	1	0	0	1	3.1
at Northwestern	01/12/16		8	3-4	.750	0-0	.000	0-0	.000	2	0	2	2.3	1	2	0	0	2	6	3.2
MICHIGAN STATE	01/17/16		4	0-0	.000	0-0	.000	0-0	.000	0	0	0	2.2	0	0	0	0	0	0	3.1
at Penn State	01/21/16		4	0-0	.000	0-0	.000	0-0	.000	1	1	2	2.2	2	0	2	0	0	0	2.9
INDIANA	01/26/16		5	0-0	.000	0-0	.000	0-0	.000	0	0	0	2.1	1	1	2	0	0	0	2.8
at Illinois	01/31/16		30	3-4	.750	0-0	.000	4-4	1.000	2	3	5	2.2	1	2	2	1	1	10	3.1
OHIO STATE	02/04/16		15	0-0	.000	0-0	.000	0-0	.000	0	1	1	2.1	0	1	1	0	0	0	3.0
NEBRASKA	02/10/16		4	0-0	.000	0-0	.000	0-0	.000	0	0	0	2.0	0	0	2	0	0	0	2.8
at Maryland	2/13/16		10	1-1	1.000	0-0	.000	0-0	.000	0	1	1	2.0	0	0	1	1	0	2	2.8
at Michigan State	2/18/16		16	0-2	.000	0-0	.000	0-0	.000	4	0	4	2.1	0	1	0	2	0	0	2.7
Totals		0	344	24-52	.462	2-8	.250	17-29	.586	22	30	52	2.1	21	12	25	11	9	67	2.7

Wisconsin Coaching Staff

GREG GARD
INTERIM HEAD COACH

Long considered one of the most best assistant coaches in all of college basketball, Greg Gard was named the interim head men's basketball coach at the University of Wisconsin on Dec. 15, 2015. A coaching veteran of more than 20 years, Gard is in his 15th season on the Badger basketball staff, serving as the team's associate head coach since July of 2008.

"Greg is ready, the staff is ready, all the way through, and I feel really good about that," Bo Ryan said upon his retirement. "There are people that have received head coaching jobs who were assistants at places, without anywhere near the record that he has. There's nobody more prepared than him."

As associate head coach, Gard served as the Badgers' recruiting coordinator in addition to on-floor coaching duties, opponent scouting and game preparation, and the constructing of future game schedules. He was also the director of the Badger Boys Basketball Summer Camps.

In November of 2015, Gard was ranked as the fourth-best "X&O" assistant coach in college basketball by coachstat.net. The rankings were made upon receipt of votes from a panel of national college basketball media, scouts and coaches.

2012, Gard was named No. 3 on the list of top assistant coaches in college basketball according to Bleacher Report. Fox Sports also listed Gard No. 10 on its list of the nation's top 25 assistant coaches.

"Greg knows why we do drills the way we do them," Ryan said in 2014. "Why we do things in a game the way we do them. He understands the personalities and the interactions of the players. Greg's a guy that knows the teams in the league, works extremely hard at scheduling, which is a very difficult job. Scouting reports. He just does it all."

Gard has helped pilot the Badgers to four Big Ten regular season titles and three Big Ten tournament championships, most recently winning both crowns in 2015. UW has made the NCAA tournament in each of Gard's 14 seasons, advancing to seven Sweet 16s three Elite Eights and two Final Fours.

"We almost have two head coaches in Coach Ryan and Coach Gard," former guard Josh Gasser said in 2014. "Coach Gard's got that head coach mentality, that moxie about him. And that's perfect to have."

Gard came to the Badgers after spending the previous two seasons as Ryan's assistant at UW-Milwaukee, where he had responsibilities in scouting, summer basketball camp operations and on-floor coaching, as well as involvement with recruiting.

Previously, Gard served as an assistant coach to Ryan at UW-Platteville from 1993-99. During Gard's years on the Pioneer staff, UW-Platteville compiled a 161-13 (.925) record and won three NCAA Division III titles, five straight Wisconsin Intercollegiate Athletic Conference (WIAC) championships and appeared in six consecutive NCAA tournaments. In his final year at UW-Platteville, Gard served as Ryan's top assistant in charge of recruiting, camp operations and scouting. He also worked as an advisor in the admissions office.

Prior to joining Ryan's staff in Platteville, Gard spent three seasons at Southwestern High School and one at Platteville High School, where he served in junior high and assistant varsity coaching capacities.

Gard is a 1995 graduate of UW-Platteville with a degree in physical and health education. He received a master's degree in counselor education from Platteville in 2007. Gard and his wife, Michelle, have two daughters Mackenzie and Peyton and a son, Isaac.

PERSONAL FILE

- **Hometown:** Cobb, Wis.
- **Family:** Wife: Michelle, Daughters, Mackenzie and Peyton; son, Isaac
- **Education:** B.S., Physical & Health Education, UW-Platteville, 1995

M.S.E. Counselor Education, UW-Platteville, 2007

Coaching Experience
- Asst Coach, Southwestern [Wis.] H.S. (1990-93)
- Asst Coach, Platteville [Wis.] H.S. (1993-94)
- Asst Coach, UW-Platteville (1993-99)
- Asst Coach, UW-Milwaukee (1999-2001)
- Asst Coach, Wisconsin (2001-present)

BO RYAN'S COACHING TREE

Since Bo Ryan took over at Wisconsin in 2001, four of his former assistant coaches have gone on to take over Division I head coaching positions: Tony Bennett (Wash St./Virginia), Rob Jeter (Milwaukee), Saul Phillips (NDSU/Ohio) and Howard Moore (Illinois-Chicago).

Several of Ryan's UW's players have also entered the coaching ranks including Tanner Bronson (Saint Louis), Joe Krabbenhoft (South Dakota State), Sharif Chambliss (Milwaukee) and Freddie Owens (Holy Cross).

GARY CLOSE
ASSISTANT COACH - 13TH SEASON AT UW

Gary Close, in his 29th season in Division I, is in his 13th season with the Badgers. Close was an assistant for 16 years at Iowa and Stanford before joining UW's staff in the spring of 2003.

- **Hometown:** Moorsetown, N.J.
- **Family:** Wife, Kellie, Son, Sam; daughter, Ellen
- **Education:** B.S., Business-Agriculture (P.E. minor), Arizona St., 1978
  M.S. Athletic Administration & Coaching, Arizona St., 1982

Coaching Experience
- Assistant Coach, Stanford (1983-86)
- Assistant Coach, Iowa (1986-99)
- Head Coach, Regina [Iowa] H.S. (2000-03)
- Assistant Coach, Wisconsin (2003-present)

LAMONT PARIS
ASSISTANT COACH - 6TH SEASON AT UW

Lamont Paris is in his 6th season on the UW coaching staff after being hired in 2010. An 18-year coaching veteran, Paris joined the Badgers' bench after a 6-year stint as an assistant coach at Akron.

- **Hometown:** Findlay, Ohio
- **Education:** B.S., Business-Economics, Wooster, 1996
  M.S. Recreation & Sports Mngmnt, Indiana St., 2000

Coaching Experience
- Assistant Coach, Wooster (1997-98)
- Assistant Coach, DePauw (1999-00)
- Assistant Coach, Indiana Univ.-Pennsylvania (2001-04)
- Assistant Coach, Akron (2005-10)
- Assistant Coach, Wisconsin (2010-present)

HOWARD MOORE
ASSISTANT COACH - 6TH SEASON AT UW

A UW alum and former assistant coach under Bo Ryan, Howard Moore returned to Madison on Dec. 22 to fill the vacancy created when Greg Gard was named interim head coach. Most recently, Moore served as the head coach at UIC from 2010-2015.

- **Hometown:** Chicago, Ill.
- **Education:** B.S., Afro-American Studies, Wisconsin, 1995

Coaching Experience
- Assistant Coach, University of Chicago (1998-99)
- Assistant Coach, Bradley University (2000-03)
- Assistant Coach, Ball State (2003-04)
- Assistant Coach, Loyola (2004-05)
- Assistant Coach, Wisconsin (2005-2010)
- Head Coach, Illinois-Chicago (2010-2015)
- Assistant Coach, Wisconsin (2015-present)

The Bo Ryan Era

Ryan took UW to new heights



◆ A 2015 Naismith Men's College Coach of the Year finalist, the basketball hall of fame credentials of Bo Ryan span well beyond the 15 seasons during which he was at the helm of the University of Wisconsin men's basketball program. Ryan elevated the UW program to heights previously unseen in Madison.

◆ With 363 wins, Bo Ryan finished his career as the all-time wins leader in Wisconsin history. Ryan was also the author of 172 Big Ten wins, the most in UW annals.

◆ Ryan passed Hall of Famer Bud Foster to set the UW wins record in just 365 games and 11 seasons. Foster reached the milestone in 532 games and 25 seasons.

◆ In 31-plus seasons, Ryan put together a career record of 747-233 (.762). His 747 wins rank 27th on the NCAA's all-time wins list, passing legendary Kansas coach Phog Allen with his final victory in Madison.

Among all-time coaches with 700 career wins (regardless of NCAA classification), Ryan's win percentage ranks 8th. There are just 4 active Div. 1 head coaches with more victories.

◆ Ryan ends his career ranked 9th in Big Ten history with 172 career conference wins. With a career record of 172-68 (.717) in Big Ten play, Ryan owns the highest winning percentage in conference history.

◆ Ryan tied legendary Indiana coach Branch McCracken as the 2nd-fastest coach in conference history to record 100 Big Ten wins, doing so in 140 games. Only Bob Knight did it faster (131 games).

◆ Ryan's .717 (172-68) win percentage in conference games is the best mark in Big Ten history, surpassing legendary Indiana coach Bob Knight (353-151, .700).

◆ Indiana's Bob Knight (327) and Purdue's Ward Lambert (331) are the only coaches in Big Ten history to reach 250 wins faster than Bo Ryan, who did it in 343 games.

▶ The 2015 Big Ten Coach of the Year and 1 of 4 finalists for the Naismith National Coach of the Year, Bo Ryan was named one of 12 finalists for the Naismith Hall of Fame Class of 2015. The 2015 honor marked Ryan's 4th Big Ten Coach of the Year award. Only Purdue's Gene Keady (7) and Indiana's Bob Knight (5) have won the honor more times than Ryan.

▶ Ryan will enter the Wisconsin Athletics Hall of Fame in 2016, which will mark the 6th Hall of which he is an member, including: Pennsylvania Sports HOF, Delaware County (Pa.) Sports HOF, Wilkes College Athletic HOF, Wisconsin Basketball Coach Association (WBCA) HOF and Wisconsin Intercollegiate Athletic Conf. (WIAC) HOF.

▶ Ryan's teams won a total of 13 conference titles in his 31 full seasons. During his 14 full seasons at Wisconsin, the Badgers captured 7 Big Ten titles (4 regular season, 3 tournament), made the NCAA tournament all 14 years and reached back-to-back Final Fours in 2014 and 2015.

RYAN ERA BY THE NUMBERS

- .737 win pct. (364-130) overall
- .717 win pct. (172-68) in Big Ten play
- .906 win pct. (211-22) at home
- 7 Big Ten titles
- 11 winningest seasons in UW history
- 6 players with AP All-America recognition
- 14 NCAA tournaments, 7 Sweet 16s, 3 Elite Eights, 2 Final Fours and 1 national championship game.

WINNINGEST BIG TEN HEAD COACHES

Following is a list of the coaches with the best all-time winning percentages in Big Ten play (min. 5 years) - through 1/2/16.

Coach (School)	Yrs.	Record	Pct.
1. Bo Ryan (WIS)	***14***	***172-68***	***.717***
2. Bob Knight (IND)	29	353-151	.700
3. Thad Matta (OSU)	11	133-60	.689
4. Ward Lambert (PUR)	29	228-105	.685
5. Tom Izzo (MSU)	20	234-108	.684

ALL-TIME HEAD COACHES WITH 700 WINS

*Following is a list of the top winning percentages among all-time head coaches with at least 700 career victories (regardless of NCAA classification - through 1/2/16. * - active*

Coach (Schools)	Yrs.	Record	Pct.
1. Adolph Rupp (Kentucky)	41	876-190	.822
2. Roy Williams (Kansas, North Carolina)*	28	763-204	.789
3. Dave Robbins (Virginia Union)	30	713-194	.786
4. Jerry Tarkanian (Long Beach State, UNLV, Fresno State)	31	729-201	.784
5. Steve Moore (Wooster)	34	755-216	.778
6. Dean Smith (North Carolina)	36	879-254	.776
7. Mike Krzyzewski (Army, Duke)*	41	1030-312	.768
8. Bo Ryan (UW-Platteville, Milwaukee, Wisconsin)	***32***	***747-233***	***.762***

The Ryan Notebook

- Born Dec. of 1947 in Chester, Pa.
- B.S. in business administration, Wilkes (Pa.) University, 1969
- Family: wife, Kelly; children, Megan, Will, Matt, Brenna and Mairin
- Career Record: 747-233 (31+ years)
- UW Record: 364-130 (14+ years)

Overall Record

UW pre-Bo Ryan: 1,172-1,035 (.531)
UW with Bo Ryan: 364-130 (.737)

With 364 wins, Ryan finished his career as the all-time wins leader in Wisconsin history. Prior to Ryan's hire at UW, the Badgers had four 19-win seasons (high of 22) in 103 years.

Including last season, Ryan led the UW to at least 19 wins in each of his 14 full seasons at UW and owns 12 seasons of 20+ wins and 4 seasons with 30+. In fact, Ryan's teams accounted for the 11 winningest seasons in school annals.

UW averaged 25.5 wins per season during the Ryan era with four 30-win seasons.

Big Ten Record

UW pre-Bo Ryan: 607-757 (.445)
UW with Bo Ryan: 172-68 (.717)

In the first 96 years of Big Ten play, Wisconsin won at least 11 Big Ten games 9 times (just once from 1941-2001). Including this season, Ryan has led the Badgers to at least 11 conference wins in 12 of 14 seasons. He was the first Big Ten coach to win at least 11 league games in each of his first four years.

With 172 wins, Ryan owns the most Big Ten wins in UW history and ranks 9th on the conference's all-time list. He has led UW to a 172-68 (.717) conference record, the highest win percentage of any coach in Big Ten history.

Ryan's teams own a winning record against every other team in the Big Ten (min. 3 gms).

Ryan is the fastest coach in UW history to reach 100 Big Ten wins, doing so in 140 games. That also ties Branch McCracken as the 2nd-fastest in conference history. Only Bob Knight (131 games) did it faster.

The Badgers have won 6 Big Ten titles (4 regular season and 2 tournament) under Ryan.

Including this season, UW has finished among the top 4 in the Big Ten in each of Ryan's 14 seasons. That 14-year stretch of top-4 finishes is the longest in Big Ten history.

NCAA Tournament Record

UW pre-Bo Ryan: 7 appearances / 9-6
UW with Ryan: 14 appearances / 25-14

Ryan led the Badgers to back-to-back Final Fours in 2014 and 2015.

Wisconsin made 7 appearances in the first 63 years of the NCAA tournament. Since Bo Ryan took over as head coach, the Badgers have earned 14 consecutive tournament bids and advanced to the Sweet 16 seven times.

UW has won 25 NCAA tournament games under Ryan, surpassing the Badgers' total of 9 in the 63 years prior to Ryan.

2015-16 Season Statistics

Updated through February 18, 2016

Overall record: 16-10 Conf: 8-5 Home: 11-5 Away: 4-4 Neutral: 1-1

					Total		3-Point		F-Throw		Rebounds											
##	Player	gp-gs	min	avg	fg-fga	fg%	3fg-fga	3fg%	ft-fta	ft%	off	def	tot	avg	pf	dq	a	to	blk	stl	pts	avg
10	Hayes, Nigel	26-26	939	36.1	127-329	.386	29-93	.312	150-204	.735	56	97	153	5.9	51	0	85	59	11	27	433	16.7
24	Koenig, Bronson	26-26	896	34.5	116-292	.397	62-157	.395	54-70	.771	10	57	67	2.6	61	2	59	43	6	8	348	13.4
22	Happ, Ethan	26-26	714	27.5	118-224	.527	0-0	.000	71-112	.634	64	139	203	7.8	77	0	31	51	24	42	307	11.8
30	Brown, Vitto	26-25	628	24.2	93-219	.425	17-51	.333	39-51	.765	51	85	136	5.2	62	2	15	28	15	14	242	9.3
03	Showalter, Zak	26-26	821	31.6	67-141	.475	28-75	.373	39-48	.813	21	81	102	3.9	79	4	57	35	7	28	201	7.7
11	Hill, Jordan	21-1	316	15.0	23-59	.390	14-37	.378	4-6	.667	8	20	28	1.3	23	0	17	15	1	5	64	3.0
25	Illikainen, Alex	24-0	273	11.4	24-53	.453	9-23	.391	10-15	.667	15	27	42	1.8	25	0	13	10	1	6	67	2.8
15	Thomas, Charlie	23-0	251	10.9	23-64	.359	3-11	.273	14-30	.467	17	33	50	2.2	30	0	3	5	8	5	63	2.7
21	Iverson, Khalil	25-0	344	13.8	24-52	.462	2-8	.250	17-29	.586	22	30	52	2.1	21	0	12	25	11	9	67	2.7
35	Dearring, Riley	3-0	6	2.0	0-2	.000	0-2	.000	2-2	1.000	0	2	2	0.7	2	0	0	2	0	0	2	0.7
02	Smith, Jordan	6-0	7	1.2	1-1	1.000	0-0	.000	0-1	.000	1	0	1	0.2	0	0	0	1	0	0	2	0.3
05	Moesch, Aaron	13-0	44	3.4	1-2	.500	0-0	.000	2-2	1.000	2	3	5	0.4	4	0	1	1	0	2	4	0.3
20	Schlundt, T.J.	3-0	3	1.0	0-0	.000	0-0	.000	0-0	.000	0	0	0	0.0	0	0	1	0	0	0	0	0.0
00	Decorah, Will	2-0	2	1.0	0-0	.000	0-0	.000	0-0	.000	0	0	0	0.0	1	0	0	1	0	0	0	0.0
13	Bax, Jackson	2-0	2	1.0	0-0	.000	0-0	.000	0-0	.000	0	0	0	0.0	0	0	0	0	0	0	0	0.0
01	Pritzl, Brevin	1-0	4	4.0	0-0	.000	0-0	.000	0-0	.000	0	0	0	0.0	0	0	0	1	0	0	0	0.0
	Team										50	43	93		1			15				
	Total.....	26	5250		617-1438	.429	164-457	.359	402-570	.705	317	617	934	35.9	437	8	294	292	84	146	1800	69.2
	Opponents.....	26	5250		601-1402	.429	155-402	.386	323-460	.702	240	578	818	31.5	539	-	271	315	89	137	1680	64.6

TEAM STATISTICS	WIS	OPP
SCORING	1800	1680
Points per game	69.2	64.6
Scoring margin	+4.6	-
FIELD GOALS-ATT	617-1438	601-1402
Field goal pct	.429	.429
3 POINT FG-ATT	164-457	155-402
3-point FG pct	.359	.386
3-pt FG made per game	6.3	6.0
FREE THROWS-ATT	402-570	323-460
Free throw pct	.705	.702
F-Throws made per game	15.5	12.4
REBOUNDS	934	818
Rebounds per game	35.9	31.5
Rebounding margin	+4.5	-
ASSISTS	294	271
Assists per game	11.3	10.4
TURNOVERS	292	315
Turnovers per game	11.2	12.1
Turnover margin	+0.9	-
Assist/turnover ratio	1.0	0.9
STEALS	146	137
Steals per game	5.6	5.3
BLOCKS	84	89
Blocks per game	3.2	3.4
ATTENDANCE	276592	141736
Home games-Avg/Game	16-17287	8-13276
Neutral site-Avg/Game	-	2-17762

Score by Periods	1st	2nd	OT	Totals
Wisconsin	858	918	24	1800
Opponents	749	918	13	1680

	Date	Opponent		Score	Att.
	11/13/15	WESTERN ILLINOIS	L	67-69	17287
	11/15/15	SIENA	W	92-65	17287
	11/17/15	NORTH DAKOTA	W	78-64	17287
	11/20/15	vs Georgetown	L	61-71	18238
	11/22/15	vs VCU	W	74-73	17287
	11/25/15	PRAIRIE VIEW A&M	W	85-67	17287
	11/29/15	at Oklahoma	L	48-65	8988
	12/02/15	at Syracuse	Wot	66-58	22360
	12/05/15	TEMPLE	W	76-60	17287
	12/09/15	MILWAUKEE	L	67-68	17287
	12/12/15	MARQUETTE	L	55-57	17287
	12/15/15	TEXAS A&M-CORPUS CHR	W	64-49	17287
	12/23/15	GREEN BAY	W	84-79	17287
*	12/29/15	PURDUE	L	55-61	17287
*	01/02/16	RUTGERS	W	79-57	17287
*	01/05/16	at Indiana	L	58-59	14098
*	01/09/16	MARYLAND	L	60-63	17287
*	01/12/16	at Northwestern	L	65-70	7264
*	01/17/16	MICHIGAN STATE	W	77-76	17287
*	01/21/16	at Penn State	W	66-60	7145
*	01/26/16	INDIANA	Wot	82-79	17287
*	01/31/16	at Illinois	W	63-55	13609
*	02/04/16	OHIO STATE	W	79-68	17287
*	02/10/16	NEBRASKA	W	72-61	17287
*	2/13/16	at Maryland	W	70-57	17950
*	2/18/16	at Michigan State	L	57-69	14797

* = Conference game

2015-16 Big Ten Statistics

Updated through February 18, 2016

RECORD:	OVERALL	HOME	AWAY	NEUTRAL
ALL GAMES	8-5	5-2	3-3	0-0
CONFERENCE	8-5	5-2	3-3	0-0
NON-CONFERENCE	0-0	0-0	0-0	0-0

					Total		3-Point		F-Throw		Rebounds											
##	Player	gp-gs	min	avg	fg-fga	fg%	3fg-fga	3fg%	ft-fta	ft%	off	def	tot	avg	pf	dq	a	to	blk	stl	pts	avg
10	Hayes, Nigel	13-13	464	35.7	64-165	.388	15-48	.313	79-105	.752	18	51	69	5.3	27	0	30	32	5	15	222	17.1
24	Koenig, Bronson	13-13	437	33.6	51-131	.389	31-74	.419	28-37	.757	2	30	32	2.5	31	2	28	18	1	6	161	12.4
22	Happ, Ethan	13-13	347	26.7	61-119	.513	0-0	.000	35-62	.565	28	67	95	7.3	37	0	16	22	7	29	157	12.1
30	Brown, Vitto	13-12	271	20.8	39-82	.476	9-24	.375	20-26	.769	18	25	43	3.3	23	0	8	8	5	5	107	8.2
03	Showalter, Zak	13-13	387	29.8	35-63	.556	13-31	.419	18-25	.720	7	30	37	2.8	35	1	25	15	4	12	101	7.8
11	Hill, Jordan	13-1	267	20.5	20-50	.400	12-31	.387	2-4	.500	6	17	23	1.8	18	0	13	11	1	5	54	4.2
25	Illikainen, Alex	13-0	206	15.8	17-40	.425	8-20	.400	5-7	.714	12	21	33	2.5	20	0	9	7	1	4	47	3.6
21	Iverson, Khalil	12-0	128	10.7	8-13	.615	0-0	.000	5-8	.625	11	9	20	1.7	6	0	8	12	4	3	21	1.8
15	Thomas, Charlie	10-0	73	7.3	5-17	.294	1-6	.167	0-3	.000	1	5	6	0.6	9	0	0	2	3	2	11	1.1
02	Smith, Jordan	3-0	2	0.7	1-1	1.000	0-0	.000	0-1	.000	1	0	1	0.3	0	0	0	0	0	0	2	0.7
00	Decorah, Will	1-0	1	1.0	0-0	.000	0-0	.000	0-0	.000	0	0	0	0.0	0	0	0	0	0	0	0	0.0
20	Schlundt, T.J.	1-0	1	1.0	0-0	.000	0-0	.000	0-0	.000	0	0	0	0.0	0	0	0	0	0	0	0	0.0
05	Moesch, Aaron	10-0	40	4.0	0-1	.000	0-0	.000	0-0	.000	1	3	4	0.4	4	0	1	1	0	1	0	0.0
13	Bax, Jackson	1-0	1	1.0	0-0	.000	0-0	.000	0-0	.000	0	0	0	0.0	0	0	0	0	0	0	0	0.0
	Team										22	21	43					9				
	Total.....	13	2625		301-682	.441	89-234	.380	192-278	.691	127	279	406	31.2	210	3	138	137	31	82	883	67.9
	Opponents.....	13	2625		300-683	.439	76-190	.400	159-210	.757	119	291	410	31.5	264	-	133	168	46	58	835	64.2

TEAM STATISTICS	WIS	OPP
SCORING	883	835
Points per game	67.9	64.2
Scoring margin	+3.7	-
FIELD GOALS-ATT	301-682	300-683
Field goal pct	.441	.439
3 POINT FG-ATT	89-234	76-190
3-point FG pct	.380	.400
3-pt FG made per game	6.8	5.8
FREE THROWS-ATT	192-278	159-210
Free throw pct	.691	.757
F-Throws made per game	14.8	12.2
REBOUNDS	406	410
Rebounds per game	31.2	31.5
Rebounding margin	-0.3	-
ASSISTS	138	133
Assists per game	10.6	10.2
TURNOVERS	137	168
Turnovers per game	10.5	12.9
Turnover margin	+2.4	-
Assist/turnover ratio	1.0	0.8
STEALS	82	58
Steals per game	6.3	4.5
BLOCKS	31	46
Blocks per game	2.4	3.5
ATTENDANCE	121009	74863
Home games-Avg/Game	7-17287	6-12477
Neutral site-Avg/Game	-	0-0

Score by Periods	1st	2nd	OT	Totals
Wisconsin	413	459	11	883
Opponents	368	459	8	835

	Date	Opponent		Score	Att.
*	12/29/15	PURDUE	L	55-61	17287
*	01/02/16	RUTGERS	W	79-57	17287
*	01/05/16	at Indiana	L	58-59	14098
*	01/09/16	MARYLAND	L	60-63	17287
*	01/12/16	at Northwestern	L	65-70	7264
*	01/17/16	MICHIGAN STATE	W	77-76	17287
*	01/21/16	at Penn State	W	66-60	7145
*	01/26/16	INDIANA	Wot	82-79	17287
*	01/31/16	at Illinois	W	63-55	13609
*	02/04/16	OHIO STATE	W	79-68	17287
*	02/10/16	NEBRASKA	W	72-61	17287
*	2/13/16	at Maryland	W	70-57	17950
*	2/18/16	at Michigan State	L	57-69	14797

* = Conference game

2015-16 Home Statistics

Updated through February 10, 2016

Overall record: 11-5 Conf: 5-2 Home: 11-5 Away: 0-0 Neutral: 0-0

					Total		3-Point		F-Throw		Rebounds											
##	Player	gp-gs	min	avg	fg-fga	fg%	3fg-fga	3fg%	ft-fta	ft%	off	def	tot	avg	pf	dq	a	to	blk	stl	pts	avg
10	Hayes, Nigel	16-16	565	35.3	85-201	.423	16-51	.314	97-128	.758	32	61	93	5.8	26	0	54	37	7	18	283	17.7
24	Koenig, Bronson	16-16	545	34.1	78-180	.433	40-90	.444	29-36	.806	4	31	35	2.2	31	0	41	25	4	6	225	14.1
22	Happ, Ethan	16-16	422	26.4	75-135	.556	0-0	.000	40-67	.597	37	76	113	7.1	47	0	20	28	18	23	190	11.9
30	Brown, Vitto	16-16	396	24.8	57-130	.438	10-24	.417	32-42	.762	32	56	88	5.5	36	0	10	18	9	9	156	9.8
03	Showalter, Zak	16-16	495	30.9	45-87	.517	22-49	.449	20-27	.741	10	52	62	3.9	50	3	31	19	3	18	132	8.3
11	Hill, Jordan	13-0	202	15.5	17-39	.436	11-26	.423	4-6	.667	4	12	16	1.2	11	0	8	10	1	3	49	3.8
25	Illikainen, Alex	14-0	173	12.4	15-36	.417	6-15	.400	10-14	.714	9	18	27	1.9	17	0	8	6	1	3	46	3.3
15	Thomas, Charlie	16-0	166	10.4	16-45	.356	2-8	.250	13-27	.481	14	22	36	2.3	21	0	2	2	5	4	47	2.9
21	Iverson, Khalil	15-0	203	13.5	12-30	.400	0-5	.000	12-23	.522	11	21	32	2.1	14	0	4	10	6	6	36	2.4
35	Dearring, Riley	3-0	6	2.0	0-2	.000	0-2	.000	2-2	1.000	0	2	2	0.7	2	0	0	2	0	0	2	0.7
02	Smith, Jordan	4-0	6	1.5	1-1	1.000	0-0	.000	0-1	.000	1	0	1	0.3	0	0	0	1	0	0	2	0.5
05	Moesch, Aaron	8-0	35	4.4	1-2	.500	0-0	.000	2-2	1.000	2	2	4	0.5	1	0	1	0	0	2	4	0.5
20	Schlundt, T.J.	3-0	3	1.0	0-0	.000	0-0	.000	0-0	.000	0	0	0	0.0	0	0	1	0	0	0	0	0.0
00	Decorah, Will	2-0	2	1.0	0-0	.000	0-0	.000	0-0	.000	0	0	0	0.0	1	0	0	1	0	0	0	0.0
13	Bax, Jackson	2-0	2	1.0	0-0	.000	0-0	.000	0-0	.000	0	0	0	0.0	0	0	0	0	0	0	0	0.0
01	Pritzl, Brevin	1-0	4	4.0	0-0	.000	0-0	.000	0-0	.000	0	0	0	0.0	0	0	0	1	0	0	0	0.0
	Team										30	23	53					5				
	Total.....	16	3225		402-888	.453	107-270	.396	261-375	.696	186	376	562	35.1	257	3	180	165	54	92	1172	73.2
	Opponents.....	16	3225		384-886	.433	95-246	.386	180-253	.711	150	345	495	30.9	347	-	150	197	46	78	1043	65.2

TEAM STATISTICS	WIS	OPP
SCORING	1172	1043
Points per game	73.2	65.2
Scoring margin	+8.1	-
FIELD GOALS-ATT	402-888	384-886
Field goal pct	.453	.433
3 POINT FG-ATT	107-270	95-246
3-point FG pct	.396	.386
3-pt FG made per game	6.7	5.9
FREE THROWS-ATT	261-375	180-253
Free throw pct	.696	.711
F-Throws made per game	16.3	11.3
REBOUNDS	562	495
Rebounds per game	35.1	30.9
Rebounding margin	+4.2	-
ASSISTS	180	150
Assists per game	11.3	9.4
TURNOVERS	165	197
Turnovers per game	10.3	12.3
Turnover margin	+2.0	-
Assist/turnover ratio	1.1	0.8
STEALS	92	78
Steals per game	5.8	4.9
BLOCKS	54	46
Blocks per game	3.4	2.9
ATTENDANCE	276592	0
Home games-Avg/Game	16-17287	0-0
Neutral site-Avg/Game	-	0-0

Score by Periods	1st	2nd	OT	Totals
Wisconsin	582	579	11	1172
Opponents	472	563	8	1043

	Date	Opponent		Score	Att.
	11/13/15	WESTERN ILLINOIS	L	67-69	17287
	11/15/15	SIENA	W	92-65	17287
	11/17/15	NORTH DAKOTA	W	78-64	17287
	11/25/15	PRAIRIE VIEW A&M	W	85-67	17287
	12/05/15	TEMPLE	W	76-60	17287
	12/09/15	MILWAUKEE	L	67-68	17287
	12/12/15	MARQUETTE	L	55-57	17287
	12/15/15	TEXAS A&M-CORPUS CHR	W	64-49	17287
	12/23/15	GREEN BAY	W	84-79	17287
*	12/29/15	PURDUE	L	55-61	17287
*	01/02/16	RUTGERS	W	79-57	17287
*	01/09/16	MARYLAND	L	60-63	17287
*	01/17/16	MICHIGAN STATE	W	77-76	17287
*	01/26/16	INDIANA	Wot	82-79	17287
*	02/04/16	OHIO STATE	W	79-68	17287
*	02/10/16	NEBRASKA	W	72-61	17287

* = Conference game

2015-16 Road/Neutral Statistics

Updated through February 18, 2016

RECORD:	OVERALL	HOME	AWAY	NEUTRAL
ALL GAMES	5-5	0-0	4-4	1-1
CONFERENCE	3-3	0-0	3-3	0-0
NON-CONFERENCE	2-2	0-0	1-1	1-1

					Total		3-Point		F-Throw		Rebounds											
##	Player	gp-gs	min	avg	fg-fga	fg%	3fg-fga	3fg%	ft-fta	ft%	off	def	tot	avg	pf	dq	a	to	blk	stl	pts	avg
10	Hayes, Nigel	10-10	374	37.4	42-128	.328	13-42	.310	53-76	.697	24	36	60	6.0	25	0	31	22	4	9	150	15.0
24	Koenig, Bronson	10-10	351	35.1	38-112	.339	22-67	.328	25-34	.735	6	26	32	3.2	30	2	18	18	2	2	123	12.3
22	Happ, Ethan	10-10	292	29.2	43-89	.483	0-0	.000	31-45	.689	27	63	90	9.0	30	0	11	23	6	19	117	11.7
30	Brown, Vitto	10-9	232	23.2	36-89	.404	7-27	.259	7-9	.778	19	29	48	4.8	26	2	5	10	6	5	86	8.6
03	Showalter, Zak	10-10	326	32.6	22-54	.407	6-26	.231	19-21	.905	11	29	40	4.0	29	1	26	16	4	10	69	6.9
21	Iverson, Khalil	10-0	141	14.1	12-22	.545	2-3	.667	5-6	.833	11	9	20	2.0	7	0	8	15	5	3	31	3.1
15	Thomas, Charlie	7-0	85	12.1	7-19	.368	1-3	.333	1-3	.333	3	11	14	2.0	9	0	1	3	3	1	16	2.3
25	Illikainen, Alex	10-0	100	10.0	9-17	.529	3-8	.375	0-1	.000	6	9	15	1.5	8	0	5	4	0	3	21	2.1
11	Hill, Jordan	8-1	114	14.3	6-20	.300	3-11	.273	0-0	.000	4	8	12	1.5	12	0	9	5	0	2	15	1.9
05	Moesch, Aaron	5-0	9	1.8	0-0	.000	0-0	.000	0-0	.000	0	1	1	0.2	3	0	0	1	0	0	0	0.0
02	Smith, Jordan	2-0	1	0.5	0-0	.000	0-0	.000	0-0	.000	0	0	0	0.0	0	0	0	0	0	0	0	0.0
	Team										20	20	40		1			10				
	Total.....	10	2025		215-550	.391	57-187	.305	141-195	.723	131	241	372	37.2	180	5	114	127	30	54	628	62.8
	Opponents.....	10	2025		217-516	.421	60-156	.385	143-207	.691	90	233	323	32.3	192	-	121	118	43	59	637	63.7

TEAM STATISTICS	WIS	OPP
SCORING	628	637
Points per game	62.8	63.7
Scoring margin	-0.9	-
FIELD GOALS-ATT	215-550	217-516
Field goal pct	.391	.421
3 POINT FG-ATT	57-187	60-156
3-point FG pct	.305	.385
3-pt FG made per game	5.7	6.0
FREE THROWS-ATT	141-195	143-207
Free throw pct	.723	.691
F-Throws made per game	14.1	14.3
REBOUNDS	372	323
Rebounds per game	37.2	32.3
Rebounding margin	+4.9	-
ASSISTS	114	121
Assists per game	11.4	12.1
TURNOVERS	127	118
Turnovers per game	12.7	11.8
Turnover margin	-0.9	-
Assist/turnover ratio	0.9	1.0
STEALS	54	59
Steals per game	5.4	5.9
BLOCKS	30	43
Blocks per game	3.0	4.3
ATTENDANCE	0	141736
Home games-Avg/Game	0-0	8-13276
Neutral site-Avg/Game	-	2-17762

Score by Periods	1st	2nd	OT	Totals
Wisconsin	276	339	13	628
Opponents	277	355	5	637

	Date	Opponent		Score	Att.
	11/20/15	vs Georgetown	L	61-71	18238
	11/22/15	vs VCU	W	74-73	17287
	11/29/15	at Oklahoma	L	48-65	8988
	12/02/15	at Syracuse	Wot	66-58	22360
*	01/05/16	at Indiana	L	58-59	14098
*	01/12/16	at Northwestern	L	65-70	7264
*	01/21/16	at Penn State	W	66-60	7145
*	01/31/16	at Illinois	W	63-55	13609
*	2/13/16	at Maryland	W	70-57	17950
*	2/18/16	at Michigan State	L	57-69	14797

* = Conference game

Wisconsin Game-by-Game Statistics

Updated through February 18, 2016

TEAM STATISTICS

				Total		3-Pointers		Free throws		Rebounds										
Opponent	Date	Score		fg-fga	pct	3fg-fga	pct	ft-fta	pct	off	def	tot	avg	pf	a	t/o	blk	stl	pts	avg
WESTERN ILLINOIS	11/13/15	67-69	L	22-62	.355	7-21	.333	16-25	.640	21	18	39	39.0	15	8	4	6	6	67	67.0
SIENA	11/15/15	92-65	W	31-53	.585	5-12	.417	25-30	.833	10	27	37	38.0	23	12	10	2	2	92	79.5
NORTH DAKOTA	11/17/15	78-64	W	29-66	.439	6-20	.300	14-22	.636	16	24	40	38.7	15	14	6	2	4	78	79.0
vs Georgetown	11/20/15	61-71	L	20-63	.317	5-19	.263	16-20	.800	18	22	40	39.0	21	10	14	3	5	61	74.5
vs VCU	11/22/15	74-73	W	26-49	.531	5-10	.500	17-24	.708	11	28	39	39.0	22	13	17	7	4	74	74.4
PRAIRIE VIEW A&M	11/25/15	85-67	W	29-56	.518	6-20	.300	21-26	.808	12	17	29	37.3	18	17	12	2	9	85	76.2
at Oklahoma	11/29/15	48-65	L	16-68	.235	7-33	.212	9-13	.692	21	25	46	38.6	17	8	7	3	2	48	72.1
at Syracuse	12/02/15	66-58	Wot	25-60	.417	5-18	.278	11-12	.917	16	35	51	40.1	18	15	20	7	4	66	71.4
TEMPLE	12/05/15	76-60	W	27-59	.458	6-11	.545	16-21	.762	10	28	38	39.9	13	13	7	2	5	76	71.9
MILWAUKEE	12/09/15	67-68	L	20-55	.364	4-10	.400	23-32	.719	12	33	45	40.4	21	7	10	4	2	67	71.4
MARQUETTE	12/12/15	55-57	L	24-66	.364	6-17	.353	1-4	.250	14	22	36	40.0	16	12	7	4	7	55	69.9
TEXAS A&M-CORPUS CH	12/15/15	64-49	W	20-44	.455	6-16	.375	18-31	.581	15	27	42	40.2	12	12	15	5	5	64	69.4
GREEN BAY	12/23/15	84-79	W	27-55	.491	7-16	.438	23-32	.719	14	32	46	40.6	16	15	26	6	9	84	70.5
PURDUE	12/29/15	55-61	L	22-57	.386	5-17	.294	6-8	.750	7	19	26	39.6	19	9	7	5	7	55	69.4
RUTGERS	01/02/16	79-57	W	31-58	.534	8-18	.444	9-15	.600	8	29	37	39.4	15	14	9	4	6	79	70.1
at Indiana	01/05/16	58-59	L	19-46	.413	4-16	.250	16-23	.696	9	18	27	38.6	16	6	14	1	9	58	69.3
MARYLAND	01/09/16	60-63	L	24-62	.387	7-21	.333	5-11	.455	11	21	32	38.2	15	8	8	3	8	60	68.8
at Northwestern	01/12/16	65-70	L	24-51	.471	7-21	.333	10-13	.769	7	18	25	37.5	21	19	12	1	8	65	68.6
MICHIGAN STATE	01/17/16	77-76	W	21-47	.447	6-14	.429	29-36	.806	8	17	25	36.8	15	6	6	1	4	77	69.0
at Penn State	01/21/16	66-60	W	20-48	.417	4-10	.400	22-35	.629	13	23	36	36.8	21	9	11	2	7	66	68.8
INDIANA	01/26/16	82-79	Wot	25-48	.521	4-12	.333	28-37	.757	8	18	26	36.3	17	5	16	5	9	82	69.5
at Illinois	01/31/16	63-55	W	22-50	.440	2-14	.143	17-20	.850	9	28	37	36.3	16	8	12	1	6	63	69.2
OHIO STATE	02/04/16	79-68	W	28-57	.491	13-27	.481	10-17	.588	13	23	36	36.3	14	15	11	1	5	79	69.6
NEBRASKA	02/10/16	72-61	W	22-43	.512	11-18	.611	17-28	.607	7	21	28	36.0	13	13	11	2	4	72	69.7
at Maryland	2/13/16	70-57	W	23-56	.411	12-26	.462	12-18	.667	13	27	40	36.1	18	13	11	2	5	70	69.7
at Michigan State	2/18/16	57-69	L	20-59	.339	6-20	.300	11-17	.647	14	17	31	35.9	10	13	9	3	4	57	69.2
Wisconsin		1800		617-1438	.429	164-457	.359	402-570	.705	317	617	934	35.9	437	294	292	84	146	1800	69.2
Opponents		1680		601-1402	.429	155-402	.386	323-460	.702	240	578	818	31.5	539	271	315	89	137	1680	64.6

Opponent Game-by-Game Statistics

Updated through February 18, 2016

OPPONENT STATISTICS

				Total		3-Pointers		Free throws		Rebounds										
Opponent	Date	Score		fg-fga	pct	3fg-fga	pct	ft-fta	pct	off	def	tot	avg	pf	a	t/o	blk	stl	pts	avg
WESTERN ILLINOIS	11/13/15	67-69	L	27-50	.540	7-9	.778	8-12	.667	8	23	31	31.0	24	11	10	4	0	69	69.0
SIENA	11/15/15	92-65	W	22-56	.393	3-16	.188	18-27	.667	11	15	26	28.5	23	9	10	4	5	65	67.0
NORTH DAKOTA	11/17/15	78-64	W	24-50	.480	7-13	.538	9-17	.529	5	26	31	29.3	23	11	17	2	4	64	66.0
vs Georgetown	11/20/15	61-71	L	21-49	.429	9-18	.500	20-24	.833	8	28	36	31.0	23	15	15	4	6	71	67.2
vs VCU	11/22/15	74-73	W	26-61	.426	4-13	.308	17-29	.586	14	16	30	30.8	20	11	9	3	8	73	68.4
PRAIRIE VIEW A&M	11/25/15	85-67	W	24-50	.480	7-11	.636	12-17	.706	11	17	28	30.3	27	6	19	2	7	67	68.2
at Oklahoma	11/29/15	48-65	L	26-61	.426	4-12	.333	9-14	.643	12	32	44	32.3	12	14	5	6	4	65	67.7
at Syracuse	12/02/15	66-58	Wot	20-56	.357	7-24	.292	11-20	.550	6	19	25	31.4	16	12	11	5	8	58	66.5
TEMPLE	12/05/15	76-60	W	22-58	.379	7-20	.350	9-11	.818	6	23	29	31.1	16	11	7	4	3	60	65.8
MILWAUKEE	12/09/15	67-68	L	19-53	.358	8-27	.296	22-27	.815	5	24	29	30.9	27	11	8	1	4	68	66.0
MARQUETTE	12/12/15	55-57	L	24-46	.522	3-5	.600	6-14	.429	6	27	33	31.1	14	13	11	3	4	57	65.2
TEXAS A&M-CORPUS CH	12/15/15	64-49	W	19-58	.328	4-18	.222	7-12	.583	13	18	31	31.1	24	5	10	2	8	49	63.8
GREEN BAY	12/23/15	84-79	W	27-71	.380	9-26	.346	16-26	.615	16	19	35	31.4	26	9	15	3	18	79	65.0
PURDUE	12/29/15	55-61	L	22-50	.440	5-13	.385	12-14	.857	8	28	36	31.7	11	12	16	2	4	61	64.7
RUTGERS	01/02/16	79-57	W	23-58	.397	5-12	.417	6-6	1.000	4	21	25	31.3	16	10	10	1	2	57	64.2
at Indiana	01/05/16	58-59	L	21-43	.488	7-17	.412	10-10	1.000	4	23	27	31.0	21	13	19	4	7	59	63.9
MARYLAND	01/09/16	60-63	L	25-48	.521	4-11	.364	9-12	.750	5	29	34	31.2	15	10	16	6	3	63	63.8
at Northwestern	01/12/16	65-70	L	22-46	.478	4-12	.333	22-34	.647	11	23	34	31.3	17	10	11	2	5	70	64.2
MICHIGAN STATE	01/17/16	77-76	W	28-59	.475	8-18	.444	12-16	.750	15	20	35	31.5	28	11	9	1	3	76	64.8
at Penn State	01/21/16	66-60	W	17-44	.386	6-15	.400	20-27	.741	9	25	34	31.7	29	9	13	4	3	60	64.6
INDIANA	01/26/16	82-79	Wot	28-62	.452	7-16	.438	16-18	.889	13	19	32	31.7	31	6	19	3	8	79	65.2
at Illinois	01/31/16	63-55	W	18-50	.360	6-14	.429	13-15	.867	5	20	25	31.4	17	6	11	0	6	55	64.8
OHIO STATE	02/04/16	79-68	W	26-58	.448	7-18	.389	9-12	.750	10	17	27	31.2	19	8	10	4	2	68	64.9
NEBRASKA	02/10/16	72-61	W	24-59	.407	4-13	.308	9-12	.750	14	19	33	31.3	23	7	10	4	3	61	64.8
at Maryland	2/13/16	70-57	W	20-50	.400	5-14	.357	12-21	.571	9	21	30	31.2	19	11	12	9	8	57	64.4
at Michigan State	2/18/16	57-69	L	26-56	.464	8-17	.471	9-13	.692	12	26	38	31.5	18	20	12	6	4	69	64.6
Opponents		1680		601-1402	.429	155-402	.386	323-460	.702	240	578	818	31.5	539	271	315	89	137	1680	64.6
Wisconsin		1800		617-1438	.429	164-457	.359	402-570	.705	317	617	934	35.9	437	294	292	84	146	1800	69.2

GAME 1: WESTERN ILLINOIS 69, #17 WISCONSIN 67

Nov. 13, 2015 • Madison, Wis. • Kohl Center

Western Illinois 69 • 1-0

##	Player		Total FG-FGA	3-Ptr FG-FGA	FT-FTA	Rebounds Off	Def	Tot	PF	TP	A	TO	Blk	Stl	Min
32	Tate Stensgaard	f	2-3	0-0	0-1	0	5	5	4	4	1	0	0	0	25
52	Brandon Gilbeck	c	3-5	0-0	0-0	3	3	6	4	6	1	1	1	0	16
01	Jabari Sandifer	g	4-8	1-1	3-5	2	5	7	1	12	3	2	0	0	36
14	J.C. Fuller	g	8-13	4-4	0-0	1	4	5	2	20	2	4	2	0	35
31	Garret Covington	g	6-12	1-3	3-3	0	1	1	3	16	3	1	0	0	34
11	De'Angelo Bruster		1-3	1-1	0-0	0	2	2	2	3	1	1	0	0	15
15	Dalan Ancrum		0-2	0-0	0-0	0	1	1	1	0	0	0	0	0	6
22	Jalen Morgan		1-1	0-0	2-3	1	1	2	2	4	0	1	0	0	17
33	Jalen Chapman		2-3	0-0	0-0	0	1	1	5	4	0	0	1	0	16
	Team					1	0	1							
	Totals		27-50	7-9	8-12	8	23	31	24	69	11	10	4	0	200

FG % 1st Half: 14-23 60.9% 2nd half: 13-27 48.1% Game: 27-50 54.0%
3FG % 1st Half: 4-4 100.0 2nd half: 3-5 60.0% Game: 7-9 77.8%
FT % 1st Half: 5-9 55.6% 2nd half: 3-3 100.0 Game: 8-12 66.7%

Deadball Rebounds 0,1

Wisconsin 67 • 0-1

##	Player		Total FG-FGA	3-Ptr FG-FGA	FT-FTA	Rebounds Off	Def	Tot	PF	TP	A	TO	Blk	Stl	Min
10	Hayes, Nigel	f	4-13	1-4	8-11	3	1	4	1	17	4	0	0	0	40
22	Happ, Ethan	f	2-3	0-0	0-0	2	4	6	3	4	0	1	0	0	19
30	Brown, Vitto	f	3-8	1-2	4-4	3	2	5	3	11	1	1	2	2	25
03	Showalter, Zak	g	3-10	2-7	0-1	0	6	6	2	8	1	0	0	1	40-
24	Koenig, Bronson	g	7-15	3-8	0-0	1	3	4	1	17	2	0	0	0	37
11	Hill, Jordan		0-0	0-0	0-0	0	0	0	0	0	0	0	0	0	1
15	Thomas, Charlie		2-7	0-0	0-3	5	0	5	2	4	0	1	1	0	14
21	Iverson, Khalil		1-6	0-0	4-6	5	2	7	3	6	0	0	3	3	24
	Team					2	0	2				1			
	Totals		22-62	7-21	16-25	21	18	39	15	67	8	4	6	6	200

FG % 1st Half: 14-30 46.7% 2nd half: 8-32 25.0% Game: 22-62 35.5%
3FG % 1st Half: 5-10 50.0% 2nd half: 2-11 18.2% Game: 7-21 33.3%
FT % 1st Half: 11-15 73.3% 2nd half: 5-10 50.0% Game: 16-25 64.0%

Deadball Rebounds 4,1

Officials: Terry Wymer, Glenn "Buddy" Mayborg, Courtney Green
Technical fouls: Western Illinois-None. Wisconsin-None.
Attendance: 17287
2K Classic Benefiting Wounded Warrior Project

Score by periods	1st	2nd	Total
Western Illinois	37	32	**69**
Wisconsin	44	23	**67**

Points	In Paint	Off T/O	2nd Chance	Fast Break	Bench
WIU	30	5	12	3	11
WIS	20	13	17	6	10

Last FG - WIU 2nd-02:40, WIS 2nd-02:00.
Largest lead - WIU by 8 2nd-06:24, WIS by 8 1st-04:03.
WIU led for 12:55. WIS led for 16:57. Game was tied for 10:08.

Score tied - 11 times.
Lead changed - 10 times.

NOTES: The Badgers' loss to Western Illinois snapped a streak of 51 consecutive regular-season, non-conference wins against unranked teams...prior to the loss to WIU, the last time UW lost to a team not ranked in the AP poll was a 58-51 defeat to Notre Dame at the 2010 Old Spice Classic (11/28/10).

GAME 2: #17 WISCONSIN 92, SIENA 65

Nov. 15, 2015 • Madison, Wis. • Kohl Center

Siena 65 • 0-2, 0-0

##	Player		Total FG-FGA	3-Ptr FG-FGA	FT-FTA	Rebounds Off	Def	Tot	PF	TP	A	TO	Blk	Stl	Min
00	Ogunyemi, Javion	f	1-5	0-1	0-2	1	4	5	2	2	0	2	1	0	19
31	Bisping, Brett	f	0-5	0-1	2-2	3	2	5	5	2	1	1	0	0	33
01	Wright, Marquis	g	8-17	0-3	1-2	1	1	2	3	17	4	1	0	1	38
03	Oliver, Ryan	g	2-6	1-4	0-0	0	1	1	0	5	0	1	0	0	20
24	Long, Lavon	g	3-5	0-1	8-11	1	4	5	4	14	1	1	0	0	32
05	Wormley, Kenny		0-1	0-1	0-0	0	0	0	1	0	0	0	0	0	3
11	Gottfried, Cameron		0-0	0-0	0-0	0	0	0	0	0	0	0	0	0	2
15	Clareth, Nico		7-14	2-4	5-7	3	1	4	2	21	1	2	1	3	24
21	Paige, Jimmy		0-0	0-0	0-0	0	0	0	0	0	0	0	0	0	1
30	LaRose, Kinnon		0-0	0-0	0-0	0	0	0	0	0	1	0	0	0	6
32	Fisher, Evan		1-3	0-1	2-3	0	0	0	3	4	0	1	0	0	15
34	Silas, Imoh		0-0	0-0	0-0	1	1	2	3	0	1	1	2	1	7
	Team					1	1	2							
	Totals		22-56	3-16	18-27	11	15	26	23	65	9	10	4	5	200

FG % 1st Half: 11-28 39.3% 2nd half: 11-28 39.3% Game: 22-56 39.3%
3FG % 1st Half: 1-8 12.5% 2nd half: 2-8 25.0% Game: 3-16 18.8%
FT % 1st Half: 5-8 62.5% 2nd half: 13-19 68.4% Game: 18-27 66.7%

Deadball Rebounds 3

Wisconsin 92 • 1-1, 0-0

##	Player		Total FG-FGA	3-Ptr FG-FGA	FT-FTA	Rebounds Off	Def	Tot	PF	TP	A	TO	Blk	Stl	Min
10	Hayes, Nigel	f	5-6	1-1	3-4	1	2	3	3	14	4	0	0	1	21
22	Happ, Ethan	f	3-6	0-0	2-2	1	3	4	4	8	0	0	0	1	18
30	Brown, Vitto	f	5-10	0-1	6-6	1	6	7	3	16	0	2	0	0	31
03	Showalter, Zak	g	3-4	1-2	1-2	1	3	4	4	8	1	1	0	0	24
24	Koenig, Bronson	g	8-14	3-6	4-4	1	4	5	0	23	4	3	0	0	34
00	Decorah, Will		0-0	0-0	0-0	0	0	0	1	0	0	1	0	0	1
01	Pritzl, Brevin		0-0	0-0	0-0	0	0	0	0	0	0	1	0	0	4
02	Smith, Jordan		0-0	0-0	0-0	0	0	0	0	0	0	0	0	0	2
05	Moesch, Aaron		1-1	0-0	0-0	0	0	0	0	2	0	0	0	0	1
11	Hill, Jordan		0-2	0-1	0-0	0	0	0	0	0	0	1	0	0	12
13	Bax, Jackson		0-0	0-0	0-0	0	0	0	0	0	0	0	0	0	1
15	Thomas, Charlie		2-3	0-0	3-4	1	4	5	3	7	0	0	1	0	16
20	Schlundt, T.J.		0-0	0-0	0-0	0	0	0	0	0	1	0	0	0	1
21	Iverson, Khalil		2-4	0-1	2-4	2	1	3	3	6	2	1	1	0	25
25	Illikainen, Alex		2-3	0-0	2-2	0	0	0	2	6	0	0	0	0	7
35	Dearring, Riley		0-0	0-0	2-2	0	2	2	0	2	0	0	0	0	2
	Team					2	2	4							
	Totals		31-53	5-12	25-30	10	27	37	23	92	12	10	2	2	200

FG % 1st Half: 14-28 50.0% 2nd half: 17-25 68.0% Game: 31-53 58.5%
3FG % 1st Half: 3-7 42.9% 2nd half: 2-5 40.0% Game: 5-12 41.7%
FT % 1st Half: 12-16 75.0% 2nd half: 13-14 92.9% Game: 25-30 83.3%

Deadball Rebounds 2,2

Officials: D.J. Carstensen, Rob Riley, Gerald Williams
Technical fouls: Siena-None. Wisconsin-None.
Attendance: 17287
2K CLASSIC benefiting WOUNDED WARRIOR PROJECT - MADISON REGIONAL - GAME 1

Score by periods	1st	2nd	Total
Siena	28	37	**65**
Wisconsin	43	49	**92**

Points	In Paint	Off T/O	2nd Chance	Fast Break	Bench
SIE	34	12	10	10	25
WIS	34	14	17	2	23

Last FG - SIE 2nd-00:17, WIS 2nd-00:59.
Largest lead - SIE by 3 1st-12:20, WIS by 33 2nd-07:00.
SIE led for 02:05. WIS led for 35:24. Game was tied for 02:31.

Score tied - 2 times.
Lead changed - 2 times.

NOTES: Bronson Koenig scored a career-high 23 points ... Vitto Brown scored a career-high 16 points ... freshmen Alex Illikainen, Brevin Pritzl, T.J. Schlundt, Will Decorah and Jackson Bax each saw their first playing time as Badgers.

GAME 3: WISCONSIN 78, NORTH DAKOTA 64

Nov. 17, 2015 • Madison, Wis. • Kohl Center

North Dakota 64 • 1-1, 0-0

##	Player		Total FG-FGA	3-Ptr FG-FGA	FT-FTA	Rebounds Off	Def	Tot	PF	TP	A	TO	Blk	Stl	Min
05	SHANKS, Carson	c	4-6	0-0	1-3	1	1	2	4	9	0	2	0	0	20
43	BERNSTINE, Drick	c	7-11	0-0	1-3	1	8	9	2	15	1	4	1	1	33
01	BALDWIN, Corey	g	1-5	0-1	0-0	0	1	1	2	2	1	1	0	0	13
15	SEALES, Cortez	g	1-2	1-2	2-4	0	2	2	3	5	2	2	1	0	25
21	HOOKER, Quinton	g	4-12	0-1	4-5	1	3	4	4	12	4	2	0	0	37
00	CRANDALL, Geno		6-8	6-6	1-2	0	5	5	4	19	2	3	0	1	22
02	COLLINS, Josh		1-3	0-1	0-0	1	0	1	2	2	1	1	0	1	11
03	MCDERMOTT, Adam		0-1	0-1	0-0	0	1	1	0	0	0	0	0	0	15
25	HOBAUGH, Dustin		0-0	0-0	0-0	0	0	0	0	0	0	0	0	0	2
31	CASHMAN, Bryce		0-0	0-0	0-0	1	2	3	0	0	0	1	0	0	6
32	AVANTS, Conner		0-2	0-1	0-0	0	2	2	2	0	0	1	0	1	16
	Team					0	1	1							
	Totals		24-50	7-13	9-17	5	26	31	23	64	11	17	2	4	200

FG % 1st Half: 9-22 40.9% 2nd half: 15-28 53.6% Game: 24-50 48.0%
3FG % 1st Half: 2-5 40.0% 2nd half: 5-8 62.5% Game: 7-13 53.8%
FT % 1st Half: 2-8 25.0% 2nd half: 7-9 77.8% Game: 9-17 52.9%

Deadball Rebounds 5

Wisconsin 78 • 2-1, 0-0

##	Player		Total FG-FGA	3-Ptr FG-FGA	FT-FTA	Rebounds Off	Def	Tot	PF	TP	A	TO	Blk	Stl	Min
10	Hayes, Nigel	f	4-13	1-3	2-4	2	4	6	0	11	7	0	1	1	34
22	Happ, Ethan	f	7-11	0-0	3-4	5	2	7	4	17	2	1	1	0	25
30	Brown, Vitto	f	6-12	0-3	0-0	3	2	5	3	12	0	1	0	1	22
03	Showalter, Zak	g	2-5	1-3	5-5	0	6	6	3	10	1	0	0	0	33
24	Koenig, Bronson	g	7-13	3-6	0-0	0	5	5	1	17	4	1	0	0	33
02	Smith, Jordan		0-0	0-0	0-0	0	0	0	0	0	0	0	0	0	2
05	Moesch, Aaron		0-0	0-0	2-2	1	0	1	0	2	0	0	0	1	2
11	Hill, Jordan		0-1	0-1	0-0	0	0	0	0	0	0	1	0	0	5
15	Thomas, Charlie		0-4	0-1	2-5	2	1	3	1	2	0	0	0	1	10
20	Schlundt, T.J.		0-0	0-0	0-0	0	0	0	0	0	0	0	0	0	1
21	Iverson, Khalil		1-3	0-1	0-0	0	2	2	2	2	0	1	0	0	20
25	Illikainen, Alex		2-3	1-1	0-2	1	1	2	1	5	0	0	0	0	11
35	Dearring, Riley		0-1	0-1	0-0	0	0	0	0	0	0	1	0	0	2
	Team					2	1	3							
	Totals		29-66	6-20	14-22	16	24	40	15	78	14	6	2	4	200

FG % 1st Half: 14-38 36.8% 2nd half: 15-28 53.6% Game: 29-66 43.9%
3FG % 1st Half: 3-12 25.0% 2nd half: 3-8 37.5% Game: 6-20 30.0%
FT % 1st Half: 4-7 57.1% 2nd half: 10-15 66.7% Game: 14-22 63.6%

Deadball Rebounds 3

Officials: Ted Valentine, Lewis Garrison, Jim Schipper
Technical fouls: North Dakota-None. Wisconsin-None.
Attendance: 17287

Score by periods	1st	2nd	Total
North Dakota	22	42	**64**
Wisconsin	35	43	**78**

Points	In Paint	Off T/O	2nd Chance	Fast Break	Bench
UND	30	7	8	11	21
WIS	28	14	18	2	11

Last FG - UND 2nd-00:26, WIS 2nd-02:41.
Largest lead - UND None, WIS by 26 2nd-02:41.
UND led for 00:00. WIS led for 39:08. Game was tied for 00:52.

Score tied - 0 times.
Lead changed - 0 times.

NOTES: Ethan Happ set career highs with 17 points and 7 rebounds...Nigel Hayes had a career-high 7 assists...Zak Showalter had a career-high 10 points.

GAME 4: GEORGETOWN 71, WISCONSIN 61

Nov. 20, 2015 • New York, N.Y. • Madison Square Garden

Wisconsin 61

##	Player		Total FG-FGA	3-Ptr FG-FGA	FT-FTA	Rebounds Off	Def	Tot	PF	TP	A	TO	Blk	Stl	Min
10	Hayes, Nigel	f	7-17	2-5	6-8	3	1	4	2	22	1	3	0	2	38
22	Happ, Ethan	f	3-8	0-0	6-6	6	5	11	3	12	1	2	1	2	27
30	Brown, Vitto	f	4-14	1-3	0-1	2	5	7	5	9	1	1	0	1	29
03	Showalter, Zak	g	3-7	1-3	0-0	4	3	7	5	7	2	3	0	0	31
24	Koenig, Bronson	g	2-12	1-6	4-5	0	1	1	3	9	3	2	2	0	40
11	Hill, Jordan		0-0	0-0	0-0	1	0	1	2	0	0	0	0	0	5
15	Thomas, Charlie		0-1	0-1	0-0	0	0	0	0	0	0	0	0	0	6
21	Iverson, Khalil		1-3	0-0	0-0	1	3	4	1	2	2	3	0	0	21
25	Illikainen, Alex		0-1	0-1	0-0	0	1	1	0	0	0	0	0	0	3
	Team					1	3	4							
	Totals		20-63	5-19	16-20	18	22	40	21	61	10	14	3	5	200

FG % 1st Half: 9-30 30.0% 2nd half: 11-33 33.3% Game: 20-63 31.7%
3FG % 1st Half: 1-10 10.0% 2nd half: 4-9 44.4% Game: 5-19 26.3%
FT % 1st Half: 3-5 60.0% 2nd half: 13-15 86.7% Game: 16-20 80.0%

Deadball Rebounds 1

Georgetown 71

##	Player		Total FG-FGA	3-Ptr FG-FGA	FT-FTA	Rebounds Off	Def	Tot	PF	TP	A	TO	Blk	Stl	Min
11	COPELAND, ISAAC	f	5-9	3-4	2-2	0	8	8	4	15	0	4	0	1	31
24	DERRICKSON, MARCUS	f	0-2	0-1	0-0	0	3	3	2	0	3	1	0	0	17
42	HAYES, BRADLEY	c	2-6	0-0	0-0	1	1	2	2	4	1	4	0	0	14
00	PEAK, L.J.	g	2-5	0-1	5-6	0	2	2	4	9	1	0	1	0	21
04	SMITH-RIVERA, D.	g	2-9	1-4	7-10	0	5	5	4	12	4	1	0	3	33
05	CAMERON, REGGIE		5-7	4-6	0-0	2	1	3	1	14	2	1	0	2	29
15	GOVAN, JESSIE		3-7	1-2	6-6	1	4	5	1	13	3	0	3	0	26
21	WILLIAMS, RIYAN		0-0	0-0	0-0	0	0	0	0	0	0	1	0	0	1
32	JOHNSON, KALEB		2-3	0-0	0-0	2	1	3	5	4	1	3	0	0	25
33	MOURNING, TREY		0-1	0-0	0-0	1	0	1	0	0	0	0	0	0	3
	Team					1	3	4							
	Totals		21-49	9-18	20-24	8	28	36	23	71	15	15	4	6	200

FG % 1st Half: 11-31 35.5% 2nd half: 10-18 55.6% Game: 21-49 42.9%
3FG % 1st Half: 5-12 41.7% 2nd half: 4-6 66.7% Game: 9-18 50.0%
FT % 1st Half: 0-0 0.0% 2nd half: 20-24 83.3% Game: 20-24 83.3%

Deadball Rebounds 2

Officials: Bo Borosky, Gary Prager, Roger Ayers
Technical fouls: Wisconsin-None. Georgetown-None.
Attendance:
2K CLASSIC SEMIFINAL #1

Score by periods	1st	2nd	Total
Wisconsin	22	39	**61**
Georgetown	27	44	**71**

Points	In Paint	Off T/O	2nd Chance	Fast Break	Bench
WIS	20	11	15	0	2
GU	20	16	8	0	31

Last FG - WIS 2nd-00:44, GU 2nd-04:49.
Largest lead - WIS None, GU by 14 2nd-04:34.
WIS led for 00:00. GU led for 37:00. Game was tied for 02:58.

Score tied - 0 times.
Lead changed - 0 times.

NOTES: Ethan Happ recorded his first career double-double

GAME 5: WISCONSIN 74, VCU 73

Nov. 22, 2015 • New York, N.Y. • Madison Square Garden

Wisconsin 74

##	Player		Total FG-FGA	3-Ptr FG-FGA	FT-FTA	Rebounds Off	Def	Tot	PF	TP	A	TO	Blk	Stl	Min
10	Hayes, Nigel	f	2-5	1-2	5-10	2	2	4	3	10	2	2	1	1	38
22	Happ, Ethan	f	4-6	0-0	4-5	1	9	10	4	12	1	4	1	0	31
30	Brown, Vitto	f	3-8	0-1	0-0	3	2	5	5	6	0	3	1	0	19
03	Showalter, Zak	g	2-5	0-0	6-6	2	4	6	1	10	6	2	2	3	37
24	Koenig, Bronson	g	9-14	2-5	2-3	1	2	3	3	22	3	3	0	0	33
11	Hill, Jordan		0-0	0-0	0-0	0	0	0	0	0	0	0	0	0	0+
15	Thomas, Charlie		4-8	1-1	0-0	0	5	5	4	9	1	1	2	0	26
21	Iverson, Khalil		2-3	1-1	0-0	0	0	0	0	5	0	2	0	0	13
25	Illikainen, Alex		0-0	0-0	0-0	0	0	0	1	0	0	0	0	0	3
	Team					2	4	6	1						
	Totals		26-49	5-10	17-24	11	28	39	22	74	13	17	7	4	200

FG % 1st Half: 14-27 51.9% 2nd half: 12-22 54.5% Game: 26-49 53.1%
3FG % 1st Half: 3-5 60.0% 2nd half: 2-5 40.0% Game: 5-10 50.0%
FT % 1st Half: 6-8 75.0% 2nd half: 11-16 68.8% Game: 17-24 70.8%

Deadball Rebounds 3

VCU 73

##	Player		Total FG-FGA	3-Ptr FG-FGA	FT-FTA	Rebounds Off	Def	Tot	PF	TP	A	TO	Blk	Stl	Min
04	TILLMAN, JUSTIN	f	0-2	0-0	0-0	1	1	2	2	0	0	0	0	0	7
12	ALIE-COX, MO	f	2-3	0-0	4-5	2	1	3	2	8	0	1	1	0	23
20	BURGESS, JORDAN	f	1-3	0-1	1-4	1	0	1	4	3	3	0	1	1	27
01	LEWIS, JEQUAN	g	1-1	0-0	0-0	0	1	1	1	2	1	3	0	1	9
32	JOHNSON, MELVIN	g	8-18	2-4	3-4	1	4	5	0	21	3	3	1	1	35
05	BROOKS, DOUG		3-11	1-5	2-2	0	2	2	3	9	1	0	0	1	31
10	WILLIAMS, JONATHAN		0-0	0-0	0-0	0	0	0	0	0	1	0	0	0	3
11	GILMORE, MICHAEL		0-1	0-0	0-0	0	1	1	2	0	0	0	0	0	5
23	HAMDY MOHAMED, AH		6-10	0-0	1-5	4	4	8	3	13	0	1	0	1	25
24	BILLBURY, KOREY		5-12	1-3	6-9	1	2	3	3	17	2	1	0	3	35
	Team					4	0	4							
	Totals		26-61	4-13	17-29	14	16	30	20	73	11	9	3	8	200

FG % 1st Half: 17-33 51.5% 2nd half: 9-28 32.1% Game: 26-61 42.6%
3FG % 1st Half: 4-5 80.0% 2nd half: 0-8 0.0% Game: 4-13 30.8%
FT % 1st Half: 5-9 55.6% 2nd half: 12-20 60.0% Game: 17-29 58.6%

Deadball Rebounds 5

Officials: Jamie Luckie, Earl Walton, Donnie Eppley
Technical fouls: Wisconsin-TEAM 2. VCU-None.
Attendance: 17287
2K Classic Consolation Game
2K Classic All-Tournament Team: Derryck Thornton (Duke)
Isaac Copeland (Georgetown), Melvin Johnson (VCU), Ethan Happ (Wisconsin)
2K Classic Continental Tire MVP: Grayson Allen (Duke)

Score by periods	1st	2nd	Total
Wisconsin	37	37	**74**
VCU	43	30	**73**

Points	In Paint	Off T/O	2nd Chance	Fast Break	Bench
WIS	32	3	6	2	14
VCU	30	18	10	4	39

Last FG - WIS 2nd-00:08, VCU 2nd-00:32.
Largest lead - WIS by 11 1st-13:45, VCU by 6 1st-00:03.
WIS led for 27:31. VCU led for 09:58. Game was tied for 02:09.

Score tied - 2 times.
Lead changed - 5 times.

NOTES: Bronson Koenig scored a game-winning layup with 5.9 seconds remaining ... Ethan Happ recorded his second straight double-double and earned 2K Classic all-tournament team honors.

GAME 6: WISCONSIN 85, PRAIRIE VIEW A&M 67

Nov. 25, 2015 • Madison, Wis. • Kohl Center

Prairie View A&M 67 • 0-5, 0-0

##	Player		Total FG-FGA	3-Ptr FG-FGA	FT-FTA	Rebounds Off	Def	Tot	PF	TP	A	TO	Blk	Stl	Min
21	Tyler Miller	f	0-2	0-0	0-0	0	2	2	2	0	0	0	0	0	10
23	Admassu Williams	f	3-5	0-0	0-0	1	5	6	4	6	0	5	2	0	35
01	Jayrn Johnson	g	3-8	2-2	1-2	1	1	2	4	9	1	2	0	2	17
02	Avery Lomax	g	1-1	0-0	2-2	0	2	2	3	4	2	4	0	1	23
05	Tevin Bellinger	g	8-15	3-5	2-2	2	1	3	1	21	2	1	0	0	37
03	Jordan Giddings		0-0	0-0	0-0	0	0	0	1	0	0	0	0	0	3
04	Dominique Shaw		1-1	0-0	2-3	0	0	0	1	4	0	0	0	0	6
10	Lavonne Davis		2-3	0-0	3-4	3	1	4	4	7	1	3	0	2	14
14	Zachary Hamilton		5-9	2-3	0-0	2	2	4	1	12	0	1	0	1	25
15	Nolan Wilson		0-0	0-0	0-0	0	0	0	0	0	0	0	0	0	4
22	Charleston Dobbs		0-0	0-0	0-0	0	0	0	0	0	0	0	0	0	1
25	Ja'Donta Blakely		0-2	0-0	1-2	1	2	3	2	1	0	0	0	1	13
30	Karim York		1-4	0-1	1-2	0	0	0	4	3	0	3	0	0	12
	Team					1	1	2							
	Totals		24-50	7-11	12-17	11	17	28	27	67	6	19	2	7	200

FG % 1st Half: 14-23 60.9% 2nd half: 10-27 37.0% Game: 24-50 48.0%
3FG % 1st Half: 7-9 77.8% 2nd half: 0-2 0.0% Game: 7-11 63.6%
FT % 1st Half: 1-2 50.0% 2nd half: 11-15 73.3% Game: 12-17 70.6%

Deadball Rebounds 3,1

Wisconsin 85 • 4-2, 0-0

##	Player		Total FG-FGA	3-Ptr FG-FGA	FT-FTA	Rebounds Off	Def	Tot	PF	TP	A	TO	Blk	Stl	Min
10	Hayes, Nigel	f	3-11	0-5	4-4	0	2	2	3	10	7	4	0	0	34
22	Happ, Ethan	f	5-9	0-0	2-2	4	4	8	4	12	2	1	1	2	27
30	Brown, Vitto	f	5-9	0-0	1-1	2	3	5	2	11	1	0	0	1	22
03	Showalter, Zak	g	4-8	3-7	3-3	0	1	1	1	14	2	2	0	3	36
24	Koenig, Bronson	g	4-6	3-5	5-5	0	0	0	4	16	3	1	0	0	33
02	Smith, Jordan		0-0	0-0	0-0	0	0	0	0	0	0	1	0	0	1
05	Moesch, Aaron		0-0	0-0	0-0	0	0	0	0	0	0	0	0	0	1
11	Hill, Jordan		0-0	0-0	0-0	0	0	0	0	0	0	0	0	0	2
15	Thomas, Charlie		4-4	0-0	4-6	3	3	6	2	12	1	0	1	1	15
21	Iverson, Khalil		4-8	0-2	1-3	0	1	1	0	9	0	1	0	2	22
25	Illikainen, Alex		0-0	0-0	1-2	0	1	1	0	1	1	1	0	0	5
35	Dearring, Riley		0-1	0-1	0-0	0	0	0	2	0	0	1	0	0	2
	Team					3	2	5							
	Totals		29-56	6-20	21-26	12	17	29	18	85	17	12	2	9	200

FG % 1st Half: 13-27 48.1% 2nd half: 16-29 55.2% Game: 29-56 51.8%
3FG % 1st Half: 3-11 27.3% 2nd half: 3-9 33.3% Game: 6-20 30.0%
FT % 1st Half: 13-16 81.3% 2nd half: 8-10 80.0% Game: 21-26 80.8%

Deadball Rebounds 2

Officials: Rob Kueneman, Kelly Pfeifer, Evon Burroughs
Technical fouls: Prairie View A&M-None. Wisconsin-None.
Attendance: 17287

Score by periods	1st	2nd	Total
Prairie View A&M	36	31	**67**
Wisconsin	42	43	**85**

Points	In Paint	Off T/O	2nd Chance	Fast Break	Bench
PVAMU	26	11	15	6	27
WIS	38	29	18	4	22

Last FG - PVAMU 2nd-00:37, WIS 2nd-02:13.
Largest lead - PVAMU by 1 1st-13:09, WIS by 23 2nd-02:13.
PVAMU led for 00:15. WIS led for 39:20. Game was tied for 00:25.

Score tied - 0 times.
Lead changed - 2 times.

NOTES: Six different Badgers scored in double figures in a single game for the first time since 2013...Charlie Thomas tallied career highs with 12 points and 6 rebounds.

GAME 7: #7 OKLAHOMA 65, WISCONSIN 48

Nov. 29, 2015 • Norman, Okla. • Lloyd Noble Center

Wisconsin 48 • 4-3

##	Player		Total FG-FGA	3-Ptr FG-FGA	FT-FTA	Rebounds Off	Def	Tot	PF	TP	A	TO	Blk	Stl	Min
10	Hayes, Nigel	f	5-17	2-8	8-11	7	4	11	3	20	4	0	1	0	36
22	Happ, Ethan	f	2-7	0-0	1-2	1	6	7	2	5	0	2	1	0	29
30	Brown, Vitto	f	3-15	0-6	0-0	2	7	9	3	6	1	0	0	0	25
03	Showalter, Zak	g	1-6	1-3	0-0	2	2	4	4	3	1	1	0	1	27
24	Koenig, Bronson	g	3-18	3-14	0-0	2	2	4	2	9	1	2	0	0	39
15	Thomas, Charlie		0-2	0-0	0-0	1	2	3	2	0	0	0	0	0	15
21	Iverson, Khalil		2-3	1-2	0-0	0	0	0	1	5	0	2	1	0	27
25	Illikainen, Alex		0-0	0-0	0-0	0	1	1	0	0	1	0	0	1	2
	Team					6	1	7							
	Totals		16-68	7-33	9-13	21	25	46	17	48	8	7	3	2	200

FG % 1st Half: 6-31 19.4% 2nd half: 10-37 27.0% Game: 16-68 23.5%
3FG % 1st Half: 4-16 25.0% 2nd half: 3-17 17.6% Game: 7-33 21.2%
FT % 1st Half: 3-4 75.0% 2nd half: 6-9 66.7% Game: 9-13 69.2%

Deadball Rebounds 3

Oklahoma 65 • 4-0

##	Player		Total FG-FGA	3-Ptr FG-FGA	FT-FTA	Rebounds Off	Def	Tot	PF	TP	A	TO	Blk	Stl	Min
00	Spangler, Ryan	f	7-9	2-3	4-4	5	9	14	2	20	1	0	1	0	35
12	Lattin, Khadeem	f	1-2	0-0	0-0	2	6	8	1	2	0	0	2	1	23
10	Woodard, Jordan	g	1-8	0-3	2-3	1	2	3	0	4	5	0	0	2	29
11	Cousins, Isaiah	g	6-14	2-4	0-0	0	3	3	2	14	3	1	1	0	33
24	Hield, Buddy	g	5-16	0-2	2-2	1	4	5	2	12	1	3	0	1	32
01	Odomes, Rashard		0-1	0-0	0-0	0	1	1	3	0	0	0	0	0	4
02	Walker, Dinjiyl		2-3	0-0	0-0	0	1	1	0	4	2	0	0	0	14
03	James, Christian		1-1	0-0	1-2	0	1	1	0	3	1	1	0	0	11
04	McNeace, Jamuni		1-2	0-0	0-2	2	0	2	1	2	0	0	0	0	7
21	Buford, Dante		0-0	0-0	0-0	0	0	0	0	0	1	0	0	0	1
30	Manyang, Akolda		2-5	0-0	0-1	0	3	3	1	4	0	0	2	0	11
	Team					1	2	3							
	Totals		26-61	4-12	9-14	12	32	44	12	65	14	5	6	4	200

FG % 1st Half: 15-35 42.9% 2nd half: 11-26 42.3% Game: 26-61 42.6%
3FG % 1st Half: 4-11 36.4% 2nd half: 0-1 0.0% Game: 4-12 33.3%
FT % 1st Half: 0-1 0.0% 2nd half: 9-13 69.2% Game: 9-14 64.3%

Deadball Rebounds 3

Officials: John Higgins, Mark Whitehead, Terry Oglesby
Technical fouls: Wisconsin-None. Oklahoma-None.
Attendance: 8988
Est. Attendance: 6543

Score by periods	1st	2nd	Total
Wisconsin	19	29	**48**
Oklahoma	34	31	**65**

Points	In Paint	Off T/O	2nd Chance	Fast Break	Bench
WIS	10	8	12	3	5
OU	34	8	12	10	13

Last FG - WIS 2nd-02:15, OU 2nd-00:37.
Largest lead - WIS by 3 1st-19:24, OU by 22 2nd-02:40.
WIS led for 00:30. OU led for 38:05. Game was tied for 01:25.

Score tied - 1 time.
Lead changed - 1 time.

GAME 8: WISCONSIN 66, #14 SYRACUSE 58

Dec. 2, 2015 • Syracuse, N.Y. • Carrier Dome

Wisconsin 66 • (5-3)

##	Player		Total FG-FGA	3-Ptr FG-FGA	FT-FTA	Rebounds Off	Def	Tot	PF	TP	A	TO	Blk	Stl	Min
10	Hayes, Nigel	f	5-15	1-5	4-4	4	8	12	3	15	6	5	1	0	44
30	Brown, Vitto	f	6-9	2-3	0-0	2	6	8	2	14	1	2	3	1	39
22	Happ, Ethan	c	8-15	0-0	2-2	5	10	15	3	18	2	5	3	2	43
03	Showalter, Zak	g	3-6	0-3	0-0	1	5	6	4	6	5	3	0	1	41
24	Koenig, Bronson	g	3-9	2-7	4-4	2	4	6	4	12	1	0	0	0	42
15	Thomas, Charlie		0-4	0-0	1-2	0	1	1	0	1	0	1	0	0	10
21	Iverson, Khalil		0-2	0-0	0-0	0	1	1	1	0	0	2	0	0	4
25	Illikainen, Alex		0-0	0-0	0-0	0	0	0	1	0	0	0	0	0	2
	Team					1	0	1				2			
	Totals		25-60	5-18	11-12	16	35	51	18	66	15	20	7	4	225

FG % 1st Half: 12-29 41.4% 2nd half: 10-25 40.0% OT: 3-6 50.0% Game: 25-60 41.7%
3FG % 1st Half: 3-9 33.3% 2nd half: 2-7 28.6% OT: 0-2 0.0% Game: 5-18 27.8%
FT % 1st Half: 0-0 0.0% 2nd half: 4-5 80.0% OT: 7-7 100.0 Game: 11-12 91.7%

Deadball Rebounds 1

Syracuse 58 • (6-1)

##	Player		Total FG-FGA	3-Ptr FG-FGA	FT-FTA	Rebounds Off	Def	Tot	PF	TP	A	TO	Blk	Stl	Min
21	Tyler Roberson	f	3-7	0-0	1-2	0	2	2	5	7	0	3	3	0	37
23	Malachi Richardson	f	3-11	1-7	1-3	0	7	7	2	8	0	0	0	0	39
32	DaJuan Coleman	c	0-1	0-0	0-0	1	2	3	0	0	1	0	0	0	5
00	Michael Gbinije	g	7-16	4-8	1-4	0	1	1	4	19	5	4	0	5	45
10	Trevor Cooney	g	3-10	2-5	6-8	0	2	2	2	14	1	1	0	0	43
14	Kaleb Joseph		2-5	0-1	2-3	0	0	0	0	6	2	0	0	1	14
20	Tyler Lydon		2-6	0-3	0-0	1	3	4	3	4	3	3	2	2	42
	Team					4	2	6							
	Totals		20-56	7-24	11-20	6	19	25	16	58	12	11	5	8	225

FG % 1st Half: 9-25 36.0% 2nd half: 10-22 45.5% OT: 1-9 11.1% Game: 20-56 35.7%
3FG % 1st Half: 2-8 25.0% 2nd half: 4-12 33.3% OT: 1-4 25.0% Game: 7-24 29.2%
FT % 1st Half: 4-5 80.0% 2nd half: 5-11 45.5% OT: 2-4 50.0% Game: 11-20 55.0%

Deadball Rebounds 4

Officials: Brian Kersey, John Gaffney, Brian Dorsey
Technical fouls: Wisconsin-None. Syracuse-None.
Attendance: 22360
Big 10/ACC Challenge

Score by periods	1st	2nd	OT	Total
Wisconsin	27	26	13	**66**
Syracuse	24	29	5	**58**

Points	In Paint	Off T/O	2nd Chance	Fast Break	Bench
WIS	30	12	18	4	1
SU	14	16	7	6	10

Last FG - WIS OT-01:33, SU OT-00:21.
Largest lead - WIS by 8 1st-04:25, SU by 6 2nd-11:07.
WIS led for 19:57. SU led for 14:36. Game was tied for 10:27.

Score tied - 10 times.
Lead changed - 7 times.

NOTES: Wisconsin won despite turning the ball over 20 times, their first such win since posting 20 turnovers in a 68-58 win over Valparaiso in 2007...the Badgers' last road win with 20+ turnovers came with 22 in a 70-66 win at Marquette in 2006.

GAME 9: WISCONSIN 76, TEMPLE 60
Dec. 5, 2015 • Madison, Wis. • Kohl Center

Temple 60 • 3-4, 0-0

##	Player		Total FG-FGA	3-Ptr FG-FGA	FT-FTA	Rebounds Off	Def	Tot	PF	TP	A	TO	Blk	Stl	Min
00	Enechionyia, Obi	f	1-4	0-2	0-0	0	1	1	4	2	0	0	1	0	18
15	Bond, Jaylen	f	6-13	0-1	0-0	4	6	10	3	12	0	1	0	0	31
01	Brown, Josh	g	2-7	1-1	0-0	0	1	1	1	5	4	4	1	0	30
25	Decosey, Quenton	g	1-6	1-3	0-0	0	5	5	3	3	3	1	2	1	18
34	Coleman, Devin	g	3-8	1-3	0-0	1	1	2	2	7	0	1	0	1	28
03	Alston, Jr., Levan S		3-5	2-2	3-4	1	4	5	2	11	3	0	0	0	24
04	Dingle, Daniel		0-2	0-1	2-2	0	0	0	1	2	0	0	0	0	16
10	Williams, Mark		3-6	0-3	2-3	0	2	2	0	8	1	0	0	0	12
11	Lowe, Trey		3-6	2-4	2-2	0	1	1	0	10	0	0	0	1	21
24	Aflakpui, Ernest		0-1	0-0	0-0	0	1	1	0	0	0	0	0	0	2
	Team					0	1	1							
	Totals		22-58	7-20	9-11	6	23	29	16	60	11	7	4	3	200

FG % 1st Half: 10-27 37.0% 2nd half: 12-31 38.7% Game: 22-58 37.9%
3FG % 1st Half: 4-8 50.0% 2nd half: 3-12 25.0% Game: 7-20 35.0%
FT % 1st Half: 2-2 100.0 2nd half: 7-9 77.8% Game: 9-11 81.8%

Deadball Rebounds 2

Wisconsin 76 • 6-3, 0-0

##	Player		Total FG-FGA	3-Ptr FG-FGA	FT-FTA	Rebounds Off	Def	Tot	PF	TP	A	TO	Blk	Stl	Min
10	Hayes, Nigel	f	6-16	0-0	6-7	6	6	12	1	18	3	1	0	0	36
22	Happ, Ethan	f	3-7	0-0	3-4	2	2	4	4	9	3	2	0	1	25
30	Brown, Vitto	f	2-6	1-1	0-0	0	3	3	3	5	0	1	0	1	16
03	Showalter, Zak	g	4-9	1-3	2-2	0	4	4	2	11	3	1	1	2	38
24	Koenig, Bronson	g	7-14	3-5	0-0	0	1	1	2	17	3	1	0	1	39
15	Thomas, Charlie		3-5	1-2	2-4	1	5	6	1	9	0	0	0	0	25
21	Iverson, Khalil		0-0	0-0	1-2	0	4	4	0	1	0	0	1	0	12
25	Illikainen, Alex		2-2	0-0	2-2	0	0	0	0	6	1	0	0	0	9
	Team					1	3	4				1			
	Totals		27-59	6-11	16-21	10	28	38	13	76	13	7	2	5	200

FG % 1st Half: 12-28 42.9% 2nd half: 15-31 48.4% Game: 27-59 45.8%
3FG % 1st Half: 3-6 50.0% 2nd half: 3-5 60.0% Game: 6-11 54.5%
FT % 1st Half: 10-12 83.3% 2nd half: 6-9 66.7% Game: 16-21 76.2%

Deadball Rebounds 4,2

Officials: D.J. Carstensen, Pat Driscoll, Terry Oglesby
Technical fouls: Temple-None. Wisconsin-None.
Attendance: 17287

Score by periods	1st	2nd	Total
Temple	26	34	**60**
Wisconsin	37	39	**76**

Points	In Paint	Off T/O	2nd Chance	Fast Break	Bench
TU	18	9	11	4	31
WIS	30	6	13	5	16

Last FG - TU 2nd-00:13, WIS 2nd-00:49.
Largest lead - TU by 2 1st-17:07, WIS by 21 2nd-03:10.
TU led for 02:31. WIS led for 34:00. Game was tied for 03:29.

Score tied - 1 time.
Lead changed - 4 times.

NOTES: Nigel Hayes recorded his third-straight double-double...Bo Ryan earned his 746th career win and tied Kansas head coach Phog Allen at No. 26 in NCAA history for most career wins.

GAME 10: MILWAUKEE 68, WISCONSIN 67
Dec. 9, 2015 • Madison, Wis. • Kohl Center

Milwaukee 68 • 7-3

##	Player		Total FG-FGA	3-Ptr FG-FGA	FT-FTA	Rebounds Off	Def	Tot	PF	TP	A	TO	Blk	Stl	Min
23	PANOSKE, J.J.	f	2-5	1-1	0-0	0	1	1	4	5	2	2	0	0	19
31	TIBY, Matt	f	3-7	2-3	7-8	0	11	11	2	15	1	2	0	0	35
34	ARIANS, Austin	f	2-15	1-12	1-2	0	3	3	4	6	2	0	1	1	34
01	JOHNSON, Jordan	g	6-10	2-4	8-8	0	1	1	3	22	4	1	0	1	39
02	SPRINGS, Akeem	g	2-7	0-3	4-4	0	5	5	3	8	1	2	0	0	26
03	STULL, Brock		0-0	0-0	0-0	0	0	0	1	0	0	0	0	0	2
05	WICHMANN, Cody		1-2	1-2	0-0	2	0	2	3	3	1	0	0	0	12
11	McCLOUD, JayQuan		0-3	0-1	0-0	2	0	2	3	0	0	1	0	0	9
30	LYLE, J.R.		3-4	1-1	2-5	0	1	1	2	9	0	0	0	2	11
33	TYLER, Scotty		0-0	0-0	0-0	0	0	0	1	0	0	0	0	0	5
50	PRAHL, Brett		0-0	0-0	0-0	1	1	2	1	0	0	0	0	0	8
	Team					0	1	1							
	Totals		19-53	8-27	22-27	5	24	29	27	68	11	8	1	4	200

FG % 1st Half: 8-27 29.6% 2nd half: 11-26 42.3% Game: 19-53 35.8%
3FG % 1st Half: 5-14 35.7% 2nd half: 3-13 23.1% Game: 8-27 29.6%
FT % 1st Half: 8-11 72.7% 2nd half: 14-16 87.5% Game: 22-27 81.5%

Deadball Rebounds 1,2

Wisconsin 67 • 6-4

##	Player		Total FG-FGA	3-Ptr FG-FGA	FT-FTA	Rebounds Off	Def	Tot	PF	TP	A	TO	Blk	Stl	Min
10	Hayes, Nigel	f	9-18	2-3	12-19	1	7	8	2	32	1	2	0	0	40
22	Happ, Ethan	f	3-6	0-0	4-5	5	10	15	3	10	1	2	3	1	35
30	Brown, Vitto	f	1-9	0-1	1-2	3	3	6	4	3	0	3	0	0	33
03	Showalter, Zak	g	0-2	0-1	2-2	1	4	5	5	2	4	1	0	1	39
24	Koenig, Bronson	g	5-16	2-5	4-4	0	3	3	4	16	1	1	1	0	35
15	Thomas, Charlie		2-4	0-0	0-0	1	0	1	1	4	0	0	0	0	8
21	Iverson, Khalil		0-0	0-0	0-0	0	3	3	2	0	0	0	0	0	10
	Team					1	3	4				1			
	Totals		20-55	4-10	23-32	12	33	45	21	67	7	10	4	2	200

FG % 1st Half: 13-31 41.9% 2nd half: 7-24 29.2% Game: 20-55 36.4%
3FG % 1st Half: 3-4 75.0% 2nd half: 1-6 16.7% Game: 4-10 40.0%
FT % 1st Half: 11-13 84.6% 2nd half: 12-19 63.2% Game: 23-32 71.9%

Deadball Rebounds 6

Officials: Bo Boroski, Brian Dorsey, Chris Beaver
Technical fouls: Milwaukee-None. Wisconsin-None.
Attendance: 17287

Score by periods	1st	2nd	Total
Milwaukee	29	39	**68**
Wisconsin	40	27	**67**

Points	In Paint	Off T/O	2nd Chance	Fast Break	Bench
UWM	22	8	6	2	12
WIS	26	10	18	0	4

Last FG - UWM 2nd-01:27, WIS 2nd-00:13.
Largest lead - UWM by 4 2nd-00:22, WIS by 15 1st-07:38.
UWM led for 02:27. WIS led for 36:20. Game was tied for 01:12.

Score tied - 3 times.
Lead changed - 1 time.

NOTES: Nigel Hayes scored a career-high 32 points...Ethan Happ recorded a career-high 15 rebounds...Wisconsin lost to Milwaukee for the first time since 1992.

GAME 11: MARQUETTE 57, WISCONSIN 55
Dec. 12, 2015 • Madison, Wis. • Kohl Center

Marquette 57 • 8-2

##	Player		Total FG-FGA	3-Ptr FG-FGA	FT-FTA	Rebounds Off	Def	Tot	PF	TP	A	TO	Blk	Stl	Min
05	Cohen Iii, Sandy	f	2-3	1-2	2-5	0	3	3	2	7	2	1	0	1	32
13	Ellenson, Henry	f	7-17	1-2	0-1	3	8	11	2	15	4	1	0	0	37
40	Fischer, Luke	c	5-10	0-0	2-2	2	6	8	3	12	0	0	2	0	37
21	Carter, Traci	g	0-0	0-0	0-0	0	1	1	2	0	0	4	0	0	13
25	Cheatham, Haanif	g	4-6	0-0	0-1	0	3	3	2	8	2	3	0	1	35
01	Wilson, Duane		3-4	1-1	2-4	1	3	4	1	9	4	2	0	2	32
23	Johnson, Jajuan		3-6	0-0	0-1	0	2	2	2	6	1	0	1	0	14
	Team					0	1	1							
	Totals		24-46	3-5	6-14	6	27	33	14	57	13	11	3	4	200

FG % 1st Half: 12-25 48.0% 2nd half: 12-21 57.1% Game: 24-46 52.2%
3FG % 1st Half: 2-4 50.0% 2nd half: 1-1 100.0 Game: 3-5 60.0%
FT % 1st Half: 3-7 42.9% 2nd half: 3-7 42.9% Game: 6-14 42.9%

Deadball Rebounds 2,2

Wisconsin 55 • 6-5

##	Player		Total FG-FGA	3-Ptr FG-FGA	FT-FTA	Rebounds Off	Def	Tot	PF	TP	A	TO	Blk	Stl	Min
10	Hayes, Nigel	f	4-18	1-6	1-2	5	1	6	2	10	6	2	1	2	40
22	Happ, Ethan	f	6-11	0-0	0-1	2	5	7	2	12	1	2	2	1	29
30	Brown, Vitto	f	7-15	1-3	0-0	2	6	8	2	15	1	0	0	2	37
03	Showalter, Zak	g	4-8	2-4	0-0	2	8	10	4	10	2	2	0	1	39
24	Koenig, Bronson	g	3-11	2-4	0-0	0	0	0	3	8	2	1	1	0	36
15	Thomas, Charlie		0-2	0-0	0-1	0	1	1	2	0	0	0	0	0	10
21	Iverson, Khalil		0-0	0-0	0-0	0	0	0	1	0	0	0	0	0	5
25	Illikainen, Alex		0-1	0-0	0-0	0	1	1	0	0	0	0	0	1	4
	Team					3	0	3							
	Totals		24-66	6-17	1-4	14	22	36	16	55	12	7	4	7	200

FG % 1st Half: 10-32 31.3% 2nd half: 14-34 41.2% Game: 24-66 36.4%
3FG % 1st Half: 3-8 37.5% 2nd half: 3-9 33.3% Game: 6-17 35.3%
FT % 1st Half: 1-3 33.3% 2nd half: 0-1 0.0% Game: 1-4 25.0%

Deadball Rebounds 2

Officials: Mike Eades, Tom Eades, Steve McJunkins
Technical fouls: Marquette-None. Wisconsin-None.
Attendance: 17287

Score by periods	1st	2nd	Total
Marquette	29	28	**57**
Wisconsin	24	31	**55**

Points	In Paint	Off T/O	2nd Chance	Fast Break	Bench
MU	36	6	6	17	15
WIS	16	13	9	2	0

Last FG - MU 2nd-00:27, WIS 2nd-00:51.
Largest lead - MU by 14 2nd-11:33, WIS by 2 1st-06:08.
MU led for 29:32. WIS led for 05:47. Game was tied for 04:41.

Score tied - 6 times.
Lead changed - 8 times.

GAME 12: WISCONSIN 64, TA&M-CORPUS CHRISTI
Dec. 15, 2015 • Madison, Wis. • Kohl Center

Texas A&M-Corpus Chr 49 • 7-3

##	Player		Total FG-FGA	3-Ptr FG-FGA	FT-FTA	Rebounds Off	Def	Tot	PF	TP	A	TO	Blk	Stl	Min
23	Douvier,Bryce	f	0-4	0-1	0-0	1	2	3	3	0	0	2	0	0	10
25	Thomas,Rashawn	f	5-10	1-2	1-2	5	1	6	4	12	1	0	2	1	19
00	Pye,Brandon	g	0-3	0-3	0-0	0	2	2	2	0	0	0	0	0	21
01	Ali,Hameed	g	4-13	1-4	3-4	2	3	5	4	12	2	0	0	1	28
11	Currie,Jelani	g	2-7	0-1	0-0	0	2	2	0	4	0	0	0	0	20
03	Kilgore,Joe		3-6	1-1	3-4	0	0	0	2	10	0	3	0	0	22
04	Amin,Ehab		1-2	0-0	0-0	1	2	3	3	2	0	3	0	4	23
12	Kocher,Jake		0-0	0-0	0-0	0	1	1	1	0	0	0	0	0	4
13	South,Kareem		1-5	0-0	0-0	1	0	1	1	2	0	0	0	0	8
22	Toney,Emmanuel		1-2	1-2	0-0	0	3	3	1	3	2	0	0	0	16
31	Juricek,Viktor		1-2	0-1	0-2	0	0	0	1	2	0	0	0	0	13
34	Francis,Dale		1-4	0-3	0-0	1	1	2	2	2	0	1	0	2	16
	Team					2	1	3				1			
	Totals		19-58	4-18	7-12	13	18	31	24	49	5	10	2	8	200

FG % 1st Half: 8-30 26.7% 2nd half: 11-28 39.3% Game: 19-58 32.8%
3FG % 1st Half: 2-11 18.2% 2nd half: 2-7 28.6% Game: 4-18 22.2%
FT % 1st Half: 1-4 25.0% 2nd half: 6-8 75.0% Game: 7-12 58.3%

Deadball Rebounds 3

Wisconsin 64 • 7-5

##	Player		Total FG-FGA	3-Ptr FG-FGA	FT-FTA	Rebounds Off	Def	Tot	PF	TP	A	TO	Blk	Stl	Min
10	Hayes, Nigel	f	2-7	1-2	3-6	4	3	7	0	8	6	6	0	2	38
22	Happ, Ethan	f	5-6	0-0	5-8	2	4	6	2	15	2	4	3	1	31
30	Brown, Vitto	f	5-10	1-1	1-4	6	10	16	3	12	0	2	1	0	33
03	Showalter, Zak	g	2-6	2-6	2-2	0	2	2	4	8	0	0	0	0	27
24	Koenig, Bronson	g	5-11	2-7	3-7	0	2	2	0	15	3	2	1	1	38
11	Hill, Jordan		0-0	0-0	0-0	0	0	0	1	0	0	0	0	0	2
15	Thomas, Charlie		1-2	0-0	2-2	1	4	5	2	4	0	0	0	1	15
21	Iverson, Khalil		0-2	0-0	2-2	2	0	2	0	2	0	0	0	0	14
25	Illikainen, Alex		0-0	0-0	0-0	0	0	0	0	0	1	0	0	0	2
	Team					0	2	2				1			
	Totals		20-44	6-16	18-31	15	27	42	12	64	12	15	5	5	200

FG % 1st Half: 9-27 33.3% 2nd half: 11-17 64.7% Game: 20-44 45.5%
3FG % 1st Half: 3-9 33.3% 2nd half: 3-7 42.9% Game: 6-16 37.5%
FT % 1st Half: 6-13 46.2% 2nd half: 12-18 66.7% Game: 18-31 58.1%

Deadball Rebounds 4,1

Officials: Larry Scirotto, Tim Clougherty, Donnie Eppley
Technical fouls: Texas A&M-Corpus Chr-None. Wisconsin-None.
Attendance: 17287

Score by periods	1st	2nd	Total
Texas A&M-Corpus Chr	19	30	**49**
Wisconsin	27	37	**64**

Points	In Paint	Off T/O	2nd Chance	Fast Break	Bench
AMCC	20	16	10	7	21
WIS	20	12	6	0	6

Last FG - AMCC 2nd-00:39, WIS 2nd-00:14.
Largest lead - AMCC by 2 1st-18:17, WIS by 17 2nd-07:05.
AMCC led for 04:16. WIS led for 32:26. Game was tied for 03:18.

Score tied - 2 times.
Lead changed - 1 time.

NOTES: Bo Ryan's final game before retiting as head coach at Wisconsin...Vitto Brown grabbed a career-high 16 rebounds and posted the first double-double of his career with 12 points as well.

GAME 13: WISCONSIN 84, GREEN BAY 79
Dec. 23, 2015 • Madison, Wis. • Kohl Center

Green Bay 79 • 6-5

##	Player		Total FG-FGA	3-Ptr FG-FGA	FT-FTA	Rebounds Off	Def	Tot	PF	TP	A	TO	Blk	Stl	Min
45	LOWE, Kenneth	f	4-6	0-0	1-2	1	3	4	3	9	2	1	1	3	27
03	SMALL, Khalil	g	2-9	0-2	2-2	3	2	5	3	6	2	2	0	4	27
04	FOUSE, Jordan	g	5-12	3-5	4-4	3	0	3	4	17	1	1	1	1	26
12	LOVE, Carrington	g	11-22	5-11	1-6	1	3	4	2	28	2	4	1	4	37
34	COOPER, Charles	g	0-8	0-3	4-6	2	6	8	0	4	0	1	0	1	19
01	KANTER, Kerem		0-1	0-1	0-0	1	0	1	2	0	0	0	0	0	5
02	BOTZ, Turner		2-5	1-3	0-0	1	1	2	2	5	1	2	0	1	22
05	BROWN, Avery		1-1	0-0	0-0	1	1	2	0	2	0	0	0	0	3
11	BROWN, Anthony		0-3	0-1	3-4	1	2	3	1	3	1	2	0	3	13
23	HURDLE, Jamar		2-3	0-0	0-0	1	1	2	5	4	0	0	0	1	11
32	FINDLAY, Tevin		0-0	0-0	1-2	0	0	0	1	1	0	2	0	0	8
50	UWADIAE, Henry		0-1	0-0	0-0	0	0	0	3	0	0	0	0	0	2
	Team					1	0	1							
	Totals		27-71	9-26	16-26	16	19	35	26	79	9	15	3	18	200

FG % 1st Half: 9-34 26.5% 2nd half: 18-37 48.6% Game: 27-71 38.0%
3FG % 1st Half: 3-11 27.3% 2nd half: 6-15 40.0% Game: 9-26 34.6%
FT % 1st Half: 6-10 60.0% 2nd half: 10-16 62.5% Game: 16-26 61.5%

Deadball Rebounds 5

Wisconsin 84 • 8-5

##	Player		Total FG-FGA	3-Ptr FG-FGA	FT-FTA	Rebounds Off	Def	Tot	PF	TP	A	TO	Blk	Stl	Min
10	Hayes, Nigel	f	7-8	1-1	9-9	0	5	5	1	24	4	2	1	3	36
22	Happ, Ethan	f	6-10	0-0	4-9	0	8	8	2	16	0	3	1	2	28
30	Brown, Vitto	f	4-12	1-2	6-7	4	5	9	1	15	1	4	3	0	26
03	Showalter, Zak	g	1-2	1-2	0-0	1	3	4	5	3	4	4	0	3	22
24	Koenig, Bronson	g	2-8	2-5	0-1	1	0	1	3	6	1	8	0	0	20
11	Hill, Jordan		3-6	2-4	2-2	1	3	4	2	10	4	2	0	0	22
15	Thomas, Charlie		0-1	0-0	0-0	0	2	2	1	0	1	0	0	0	8
21	Iverson, Khalil		3-5	0-1	2-4	1	4	5	1	8	0	1	1	1	19
25	Illikainen, Alex		1-3	0-1	0-0	2	1	3	0	2	0	2	0	0	19
	Team					4	1	5							
	Totals		27-55	7-16	23-32	14	32	46	16	84	15	26	6	9	200

FG % 1st Half: 16-33 48.5% 2nd half: 11-22 50.0% Game: 27-55 49.1%
3FG % 1st Half: 5-10 50.0% 2nd half: 2-6 33.3% Game: 7-16 43.8%
FT % 1st Half: 11-18 61.1% 2nd half: 12-14 85.7% Game: 23-32 71.9%

Deadball Rebounds 4,1

Officials: Chris Beaver, Terry Oglesby, Rob Riley
Technical fouls: Green Bay-None. Wisconsin-None.
Attendance: 17287

Score by periods	1st	2nd	Total
Green Bay	27	52	**79**
Wisconsin	48	36	**84**

Points	In Paint	Off T/O	2nd Chance	Fast Break	Bench
GB	30	28	10	14	15
WIS	32	19	12	6	20

Last FG - GB 2nd-00:01, WIS 2nd-01:02.
Largest lead - GB by 2 1st-19:11, WIS by 30 2nd-13:01.
GB led for 03:55. WIS led for 34:24. Game was tied for 01:41.

Score tied - 3 times.
Lead changed - 5 times.

NOTES: Greg Gard earned his first-career win as interim head coach...Jordan Hill posted career highs in points, assists, rebounds and minutes, including 8 of his 10 points coming in the first half alone.

GAME 14: #14 PURDUE 61, WISCONSIN 55
Dec. 29, 2015 • Madison, Wis. • Kohl Center

PURDUE 61 • 13-1, 1-0

##	Player		Total FG-FGA	3-Ptr FG-FGA	FT-FTA	Rebounds Off	Def	Tot	PF	TP	A	TO	Blk	Stl	Min
12	Edwards, Vince	f	3-7	1-2	1-1	0	4	4	2	8	0	2	0	0	29
50	Swanigan, Caleb	f	0-5	0-3	0-0	2	7	9	0	0	1	1	0	0	29
44	Haas, Isaac	c	2-6	0-0	2-3	2	1	3	2	6	1	2	0	0	10
03	Thompson, P.J.	g	2-3	1-1	1-2	0	0	0	1	6	4	1	0	0	27
35	Davis, Rapheal	g	2-5	1-1	2-2	1	5	6	2	7	2	1	0	1	31
01	Hill, Johnny		1-1	0-0	0-0	0	1	1	0	2	1	1	0	1	13
14	Cline, Ryan		0-2	0-2	0-0	0	2	2	2	0	0	1	0	0	8
20	Hammons, A.J.		9-14	0-0	6-6	1	6	7	2	24	1	5	2	1	28
21	Stephens, Kendall		1-4	0-1	0-0	0	1	1	0	2	0	1	0	1	10
31	Mathias, Dakota		2-3	2-3	0-0	0	1	1	0	6	2	1	0	0	15
	Team					2	0	2							
	Totals		22-50	5-13	12-14	8	28	36	11	61	12	16	2	4	200

FG % 1st Half: 10-26 38.5% 2nd half: 12-24 50.0% Game: 22-50 44.0%
3FG % 1st Half: 2-9 22.2% 2nd half: 3-4 75.0% Game: 5-13 38.5%
FT % 1st Half: 2-2 100.0 2nd half: 10-12 83.3% Game: 12-14 85.7%

Deadball Rebounds 3,2

Wisconsin 55 • 8-6, 0-1

##	Player		Total FG-FGA	3-Ptr FG-FGA	FT-FTA	Rebounds Off	Def	Tot	PF	TP	A	TO	Blk	Stl	Min
10	Hayes, Nigel	f	6-14	1-4	4-6	1	6	7	1	17	2	4	0	1	36
22	Happ, Ethan	f	1-8	0-0	0-0	1	2	3	3	2	0	1	1	2	16
30	Brown, Vitto	f	2-6	0-1	0-0	2	0	2	3	4	0	0	1	1	20
03	Showalter, Zak	g	4-6	0-1	0-0	1	1	2	3	8	2	1	1	0	36
24	Koenig, Bronson	g	3-8	1-4	0-0	0	4	4	2	7	3	0	0	1	36
11	Hill, Jordan		2-5	0-2	0-0	0	1	1	0	4	1	0	0	1	23
15	Thomas, Charlie		1-5	1-3	0-0	0	1	1	2	3	0	0	2	1	15
21	Iverson, Khalil		0-0	0-0	0-0	0	1	1	1	0	0	1	0	0	7
25	Illikainen, Alex		3-5	2-2	2-2	0	1	1	4	10	1	0	0	0	11
	Team					2	2	4							
	Totals		22-57	5-17	6-8	7	19	26	19	55	9	7	5	7	200

FG % 1st Half: 10-31 32.3% 2nd half: 12-26 46.2% Game: 22-57 38.6%
3FG % 1st Half: 1-7 14.3% 2nd half: 4-10 40.0% Game: 5-17 29.4%
FT % 1st Half: 3-4 75.0% 2nd half: 3-4 75.0% Game: 6-8 75.0%

Deadball Rebounds 0

Officials: Terry Wymer, Lamont Simpson, Ted Valentine
Technical fouls: PURDUE-None. Wisconsin-None.
Attendance: 17287

Score by periods	1st	2nd	Total
PURDUE	24	37	**61**
Wisconsin	24	31	**55**

Points	In Paint	Off T/O	2nd Chance	Fast Break	Bench
PURDUE	34	7	9	4	34
WIS	20	16	5	0	17

Last FG - PURDUE 2nd-00:11, WIS 2nd-00:05.
Largest lead - PURDUE by 11 2nd-05:56, WIS by 6 1st-01:53.
PURDUE led for 25:54. WIS led for 10:07. Game was tied for 03:59.

Score tied - 4 times.
Lead changed - 3 times.

NOTES: Alex Illikainen scored a career-high 10 points off the bench.

GAME 15: WISCONSIN 79, RUTGERS 57
Jan. 2, 2016 • Madison, Wis. • Kohl Center

Rutgers 57 • 6-9, 0-2

##	Player		Total FG-FGA	3-Ptr FG-FGA	FT-FTA	Rebounds Off	Def	Tot	PF	TP	A	TO	Blk	Stl	Min
01	Foreman, D.J.	f	3-9	0-0	1-1	2	2	4	4	7	0	2	0	0	33
35	Lewis, Greg	f	1-6	0-0	1-1	2	5	7	3	3	1	2	1	0	32
02	Daniels, Bishop	g	5-11	1-1	0-0	0	1	1	1	11	2	0	0	0	28
05	Williams, Mike	g	7-12	2-3	4-4	0	3	3	1	20	1	1	0	1	27
31	Grier, Omari	g	4-8	1-2	0-0	0	3	3	3	9	1	2	0	0	30
03	Sanders, Corey		1-8	0-4	0-0	0	3	3	0	2	4	3	0	1	23
04	Laurent, Jonathan		0-1	0-0	0-0	0	1	1	3	0	1	0	0	0	10
10	Goode, Justin		2-3	1-2	0-0	0	0	0	0	5	0	0	0	0	13
15	Dadika, Jake		0-0	0-0	0-0	0	0	0	0	0	0	0	0	0	1
23	Hyde, Jalen		0-0	0-0	0-0	0	1	1	1	0	0	0	0	0	3
	Team					0	2	2							
	Totals		23-58	5-12	6-6	4	21	25	16	57	10	10	1	2	200

FG % 1st Half: 13-29 44.8% 2nd half: 10-29 34.5% Game: 23-58 39.7%
3FG % 1st Half: 3-5 60.0% 2nd half: 2-7 28.6% Game: 5-12 41.7%
FT % 1st Half: 2-2 100.0 2nd half: 4-4 100.0 Game: 6-6 100.0

Deadball Rebounds 1,1

Wisconsin 79 • 9-6, 1-1

##	Player		Total FG-FGA	3-Ptr FG-FGA	FT-FTA	Rebounds Off	Def	Tot	PF	TP	A	TO	Blk	Stl	Min
10	Hayes, Nigel	f	2-7	0-2	4-4	2	7	9	4	8	3	2	1	2	26
22	Happ, Ethan	f	7-8	0-0	2-5	1	9	10	3	16	1	1	1	1	21
30	Brown, Vitto	f	3-9	0-1	2-2	0	4	4	0	8	2	0	1	0	21
03	Showalter, Zak	g	8-8	4-4	1-1	1	2	3	2	21	2	2	1	1	30
24	Koenig, Bronson	g	6-12	2-5	0-0	0	1	1	1	14	4	1	0	1	32
00	Decorah, Will		0-0	0-0	0-0	0	0	0	0	0	0	0	0	0	1
02	Smith, Jordan		1-1	0-0	0-1	1	0	1	0	2	0	0	0	0	1
05	Moesch, Aaron		0-0	0-0	0-0	0	0	0	0	0	0	0	0	0	3
11	Hill, Jordan		2-5	2-4	0-0	0	1	1	2	6	1	2	0	0	24
13	Bax, Jackson		0-0	0-0	0-0	0	0	0	0	0	0	0	0	0	1
15	Thomas, Charlie		0-2	0-0	0-0	0	1	1	1	0	0	0	0	0	7
20	Schlundt, T.J.		0-0	0-0	0-0	0	0	0	0	0	0	0	0	0	1
21	Iverson, Khalil		1-2	0-0	0-2	1	2	3	0	2	0	0	0	0	17
25	Illikainen, Alex		1-4	0-2	0-0	0	0	0	2	2	1	1	0	1	15
	Team					2	2	4							
	Totals		31-58	8-18	9-15	8	29	37	15	79	14	9	4	6	200

FG % 1st Half: 18-32 56.3% 2nd half: 13-26 50.0% Game: 31-58 53.4%
3FG % 1st Half: 5-9 55.6% 2nd half: 3-9 33.3% Game: 8-18 44.4%
FT % 1st Half: 1-4 25.0% 2nd half: 8-11 72.7% Game: 9-15 60.0%

Deadball Rebounds 3,1

Officials: D.J. Carstensen, Larry Scirotto, Ray Perone
Technical fouls: Rutgers-None. Wisconsin-None.
Attendance: 17287

Score by periods	1st	2nd	Total
Rutgers	31	26	**57**
Wisconsin	42	37	**79**

Points	In Paint	Off T/O	2nd Chance	Fast Break	Bench
RUTGER	24	11	2	7	7
WIS	34	18	8	4	12

Last FG - RUTGERS 2nd-04:32, WIS 2nd-00:23.
Largest lead - RUTGERS by 2 1st-19:41, WIS by 22 2nd-00:23.
RUTGERS led for 01:18. WIS led for 37:40. Game was tied for 01:02.

Score tied - 2 times.
Lead changed - 3 times.

NOTES: Zak Showalter scored a career-high 21 points on perfect 8-for-8 FG shooting (4-4 3FG)...Ethan Happ posted 5th double-double of season (16pts, 10reb).

GAME 16: INDIANA 59, WISCONSIN 58
Jan. 5, 2016 • Bloomington, Ind. • Assembly Hall

Wisconsin 58 • 9-7, 1-2

##	Player		Total FG-FGA	3-Ptr FG-FGA	FT-FTA	Rebounds Off	Def	Tot	PF	TP	A	TO	Blk	Stl	Min
10	Hayes, Nigel	f	3-13	1-5	8-11	2	2	4	4	15	1	2	0	2	37
22	Happ, Ethan	f	5-7	0-0	0-1	2	6	8	1	10	0	2	0	2	33
30	Brown, Vitto	f	3-5	0-0	0-0	1	0	1	2	6	1	1	1	1	21
03	Showalter, Zak	g	1-5	0-3	2-2	0	1	1	2	4	0	2	0	2	37
24	Koenig, Bronson	g	4-12	2-6	5-6	0	2	2	3	15	2	2	0	0	36
05	Moesch, Aaron		0-0	0-0	0-0	0	0	0	0	0	0	0	0	0	3
11	Hill, Jordan		3-4	1-2	0-0	1	1	2	3	7	1	1	0	1	20
21	Iverson, Khalil		0-0	0-0	1-2	1	0	1	0	1	1	1	0	0	8
25	Illikainen, Alex		0-0	0-0	0-1	0	1	1	1	0	0	0	0	1	5
	Team					2	5	7				3			
	Totals		19-46	4-16	16-23	9	18	27	16	58	6	14	1	9	200

FG % 1st Half: 10-21 47.6% 2nd half: 9-25 36.0% Game: 19-46 41.3%
3FG % 1st Half: 2-6 33.3% 2nd half: 2-10 20.0% Game: 4-16 25.0%
FT % 1st Half: 6-11 54.5% 2nd half: 10-12 83.3% Game: 16-23 69.6%

Deadball Rebounds 2

INDIANA 59 • 13-3, 3-0

##	Player		Total FG-FGA	3-Ptr FG-FGA	FT-FTA	Rebounds Off	Def	Tot	PF	TP	A	TO	Blk	Stl	Min
05	Williams, Troy	f	1-4	0-0	0-0	2	5	7	1	2	2	2	0	0	26
30	Hartman, Collin	f	1-1	0-0	2-2	0	1	1	4	4	1	0	0	1	10
31	Bryant, Thomas	c	5-7	0-0	0-0	0	7	7	2	10	2	1	1	0	27
04	Johnson, Robert	g	1-4	1-3	0-0	0	1	1	1	3	3	5	0	2	29
11	Ferrell, Kevin Yogi	g	6-14	1-4	6-6	0	3	3	2	19	2	5	0	1	36
00	Bielfeldt, Max		2-3	1-1	0-0	0	0	0	1	5	0	0	0	0	13
02	Zeisloft, Nick		2-7	1-6	0-0	0	2	2	0	5	3	2	0	0	22
03	Anunoby, O.G.		3-3	3-3	2-2	1	1	2	4	11	0	2	1	1	17
13	Morgan, Juwan		0-0	0-0	0-0	0	2	2	5	0	0	1	2	1	17
15	Niego, Harrison		0-0	0-0	0-0	0	0	0	1	0	0	0	0	0	3
	Team					1	1	2				1			
	Totals		21-43	7-17	10-10	4	23	27	21	59	13	19	4	7	200

FG % 1st Half: 11-22 50.0% 2nd half: 10-21 47.6% Game: 21-43 48.8%
3FG % 1st Half: 2-6 33.3% 2nd half: 5-11 45.5% Game: 7-17 41.2%
FT % 1st Half: 0-0 0.0% 2nd half: 10-10 100.0 Game: 10-10 100.0

Deadball Rebounds 0

Officials: Gene Steratore, Brian Dorsey, Eric Curry
Technical fouls: Wisconsin-None. INDIANA-None.
Attendance: 14098

Score by periods	1st	2nd	Total
Wisconsin	28	30	**58**
INDIANA	24	35	**59**

Points	In Paint	Off T/O	2nd Chance	Fast Break	Bench
WIS	26	24	10	0	8
IND	22	13	0	4	21

Last FG - WIS 2nd-00:01, IND 2nd-00:38.
Largest lead - WIS by 9 1st-07:58, IND by 6 1st-13:48.
WIS led for 18:26. IND led for 16:20. Game was tied for 05:14.

Score tied - 5 times.
Lead changed - 2 times.

GAME 17: #3 MARYLAND 63, WISCONSIN 60

Jan. 9, 2016 • Madison, Wis. • Kohl Center

Maryland 63 • 15-1, 4-0

##	Player		Total FG-FGA	3-Ptr FG-FGA	FT-FTA	Rebounds Off	Def	Tot	PF	TP	A	TO	Blk	Stl	Min
04	Robert Carter	f	5-11	1-1	3-4	2	9	11	4	14	1	3	4	0	31
10	Jake Layman	f	2-3	0-1	0-0	0	4	4	2	4	0	1	2	1	35
35	Damonte Dodd	f	3-6	0-0	3-3	3	3	6	3	9	0	4	0	0	17
00	Rasheed Sulaimon	g	2-5	0-1	0-1	0	2	2	2	4	4	3	0	0	35
02	Melo Trimble	g	9-17	3-7	0-0	0	0	0	1	21	5	3	0	0	35
11	Jared Nickens		0-1	0-1	0-0	0	2	2	0	0	0	0	0	0	16
15	Michal Cekovsky		0-0	0-0	0-0	0	4	4	1	0	0	1	0	0	8
33	Diamond Stone		4-5	0-0	3-4	0	4	4	2	11	0	1	0	2	23
	Team					0	1	1							
	Totals		25-48	4-11	9-12	5	29	34	15	63	10	16	6	3	200

FG % 1st Half: 16-27 59.3% 2nd half: 9-21 42.9% Game: 25-48 52.1%
3FG % 1st Half: 0-2 0.0% 2nd half: 4-9 44.4% Game: 4-11 36.4%
FT % 1st Half: 4-4 100.0 2nd half: 5-8 62.5% Game: 9-12 75.0%

Deadball Rebounds 0,1

Wisconsin 60 • 9-8, 1-3

##	Player		Total FG-FGA	3-Ptr FG-FGA	FT-FTA	Rebounds Off	Def	Tot	PF	TP	A	TO	Blk	Stl	Min
10	Hayes, Nigel	f	6-15	2-4	3-4	1	2	3	1	17	2	2	0	1	35
22	Happ, Ethan	f	8-14	0-0	0-0	4	7	11	2	16	0	1	1	3	28
30	Brown, Vitto	f	0-3	0-2	0-2	0	0	0	3	0	1	1	0	0	18
03	Showalter, Zak	g	4-6	1-2	0-1	0	2	2	3	9	1	1	0	2	28
24	Koenig, Bronson	g	4-12	3-7	2-2	1	5	6	2	13	3	1	1	0	33
05	Moesch, Aaron		0-1	0-0	0-0	1	0	1	0	0	0	0	0	0	2
11	Hill, Jordan		0-3	0-1	0-0	0	2	2	1	0	0	2	0	2	26
15	Thomas, Charlie		0-2	0-1	0-2	0	0	0	2	0	0	0	0	0	7
25	Illikainen, Alex		2-6	1-4	0-0	2	3	5	1	5	1	0	1	0	23
	Team					2	0	2							
	Totals		24-62	7-21	5-11	11	21	32	15	60	8	8	3	8	200

FG % 1st Half: 13-28 46.4% 2nd half: 11-34 32.4% Game: 24-62 38.7%
3FG % 1st Half: 4-9 44.4% 2nd half: 3-12 25.0% Game: 7-21 33.3%
FT % 1st Half: 2-6 33.3% 2nd half: 3-5 60.0% Game: 5-11 45.5%

Deadball Rebounds 3

Officials: Pat Driscoll, Tom Eades, Bill Ek
Technical fouls: Maryland-None. Wisconsin-None.
Attendance: 17287

Score by periods	1st	2nd	Total
Maryland	36	27	**63**
Wisconsin	32	28	**60**

Points	In Paint	Off T/O	2nd Chance	Fast Break	Bench
UMD	28	11	5	4	11
WIS	28	18	5	4	5

Last FG - UMD 2nd-00:02, WIS 2nd-00:23.
Largest lead - UMD by 8 2nd-06:50, WIS by 1 1st-12:08.
UMD led for 32:32. WIS led for 02:16. Game was tied for 05:12.

Score tied - 4 times.
Lead changed - 6 times.

NOTES: Ethan Happ posted his Big Ten-leading sixth double-double of the season... the Badgers held No. 3 Maryland to a season-low 63 points.

GAME 18: NORTHWESTERN 70, WISCONSIN 65

Jan. 12, 2016 • Evanston, Ill. • Welsh-Ryan Arena

Wisconsin 65 • 9-9, 1-4 B1G

##	Player		Total FG-FGA	3-Ptr FG-FGA	FT-FTA	Rebounds Off	Def	Tot	PF	TP	A	TO	Blk	Stl	Min
10	Hayes, Nigel	f	5-10	1-3	6-7	2	4	6	4	17	6	2	0	1	38
22	Happ, Ethan	f	4-6	0-0	4-6	1	5	6	4	12	0	2	0	3	27
30	Brown, Vitto	f	2-5	0-0	0-0	0	1	1	1	4	0	0	0	0	14
24	Koenig, Bronson	g	3-9	3-8	0-0	0	1	1	5	9	0	3	0	1	36
3	Showalter, Zak	g	3-7	2-5	0-0	0	3	3	3	8	7	1	1	0	35
11	Hill, Jordan		1-6	1-4	0-0	0	1	1	1	3	3	1	0	0	21
21	Iverson, Khalil		3-4	0-0	0-0	2	0	2	1	6	2	0	0	2	8
25	Illikainen, Alex		3-4	0-1	0-0	1	0	1	2	6	1	1	0	1	21
	Team					1	3	4				2			
	Totals		24-51	7-21	10-13	7	18	25	21	65	19	12	1	8	200

FG % 1st Half: 11-23 47.8% 2nd half: 13-28 46.4% Game: 24-51 47.1%
3FG % 1st Half: 2-8 25.0% 2nd half: 5-13 38.5% Game: 7-21 33.3%
FT % 1st Half: 0-1 0.0% 2nd half: 10-12 83.3% Game: 10-13 76.9%

Deadball Rebounds 0

Northwestern 70 • 15-3, 3-2 B1G

##	Player		Total FG-FGA	3-Ptr FG-FGA	FT-FTA	Rebounds Off	Def	Tot	PF	TP	A	TO	Blk	Stl	Min
34	Lumpkin, Sanjay	f	2-2	1-1	4-6	2	3	5	2	9	0	1	0	1	27
35	Falzon, Aaron	f	2-6	1-4	4-4	2	3	5	0	9	0	0	0	0	28
1	van Zegeren, Joey	c	2-3	0-0	1-2	0	4	4	5	5	0	0	2	0	23
14	Demps, Tre	g	3-10	0-2	2-4	0	4	4	0	8	3	2	0	1	39
30	McIntosh, Bryant	g	10-19	2-3	6-8	1	3	4	2	28	5	5	0	1	37
20	Lindsey, Scottie		0-1	0-0	0-0	0	1	1	1	0	0	1	0	0	12
23	Ash, Jordan		0-0	0-0	0-0	0	0	0	0	0	0	0	0	0	4
32	Taphorn, Nathan		0-1	0-1	0-0	0	0	0	0	0	0	1	0	1	3
44	Skelly, Gavin		2-3	0-1	1-2	3	0	3	2	5	0	0	0	1	11
5	Pardon, Dererk		1-1	0-0	4-8	2	2	4	5	6	2	1	0	0	16
	Team					1	3	4							
	Totals		22-46	4-12	22-34	11	23	34	17	70	10	11	2	5	200

FG % 1st Half: 11-24 45.8% 2nd half: 11-22 50.0% Game: 22-46 47.8%
3FG % 1st Half: 2-9 22.2% 2nd half: 2-3 66.7% Game: 4-12 33.3%
FT % 1st Half: 2-2 100.0 2nd half: 20-32 62.5% Game: 22-34 64.7%

Deadball Rebounds 7

Officials: DJ Carstensen, Mike Eades, Larry Scirotto
Technical fouls: Wisconsin-None. Northwestern-None.
Attendance: 7264

Score by periods	1st	2nd	Total
Wisconsin	24	41	**65**
Northwestern	26	44	**70**

Points	In Paint	Off T/O	2nd Chance	Fast Break	Bench
WIS	18	7	4	0	15
NU	30	11	11	2	11

Last FG - WIS 2nd-00:01, NU 2nd-02:59.
Largest lead - WIS by 2 1st-06:52, NU by 9 1st-16:02.
WIS led for 02:13. NU led for 35:55. Game was tied for 01:52.

Score tied - 4 times.
Lead changed - 8 times.

GAME 19: WISCONSIN 77, #4 MICHIGAN STATE 76

Jan. 17, 2016 • Madison, Wis. • Kohl Center

Michigan State 76 • 16-3, 3-3

##	Player		Total FG-FGA	3-Ptr FG-FGA	FT-FTA	Rebounds Off	Def	Tot	PF	TP	A	TO	Blk	Stl	Min
10	Costello, Matt	f	8-13	0-0	2-2	5	8	13	2	18	0	0	0	0	32
23	Davis, Deyonta	f	3-4	0-0	1-1	1	2	3	4	7	0	1	0	0	19
14	Harris, Eron	g	5-9	2-2	2-2	1	0	1	4	14	1	3	0	0	29
20	McQuaid, Matt	g	0-3	0-2	0-0	2	0	2	4	0	3	1	0	0	22
45	Valentine, Denzel	g	8-19	4-8	3-5	1	6	7	2	23	5	1	0	2	38
00	Ahrens, Kyle		0-0	0-0	0-0	0	0	0	0	0	0	0	0	0	2
02	Bess, Javon		0-1	0-0	0-0	0	0	0	2	0	0	0	0	0	6
03	Ellis III, Alvin		0-0	0-0	0-0	0	0	0	1	0	0	0	1	0	1
05	Forbes, Bryn		4-9	2-6	2-2	1	0	1	2	12	2	1	0	1	28
15	Clark Jr., Marvin		0-0	0-0	0-0	0	0	0	1	0	0	0	0	0	1
25	Goins, Kenny		0-0	0-0	0-0	0	0	0	2	0	0	0	0	0	14
34	Schilling, Gavin		0-1	0-0	2-4	1	1	2	3	2	0	1	0	0	6
41	Wollenman, Colby		0-0	0-0	0-0	1	0	1	1	0	0	1	0	0	2
	Team					2	3	5							
	Totals		28-59	8-18	12-16	15	20	35	28	76	11	9	1	3	200

FG % 1st Half: 12-32 37.5% 2nd half: 16-27 59.3% Game: 28-59 47.5%
3FG % 1st Half: 5-10 50.0% 2nd half: 3-8 37.5% Game: 8-18 44.4%
FT % 1st Half: 7-9 77.8% 2nd half: 5-7 71.4% Game: 12-16 75.0%

Deadball Rebounds 2

Wisconsin 77 • 10-9, 2-4

##	Player		Total FG-FGA	3-Ptr FG-FGA	FT-FTA	Rebounds Off	Def	Tot	PF	TP	A	TO	Blk	Stl	Min
10	Hayes, Nigel	f	7-14	2-3	9-10	3	4	7	2	25	0	2	0	1	34
22	Happ, Ethan	f	3-7	0-0	8-13	3	5	8	4	14	1	2	1	1	33
30	Brown, Vitto	f	1-4	0-0	3-4	1	4	5	2	5	0	1	0	0	21
03	Showalter, Zak	g	1-2	0-1	2-2	0	0	0	3	4	0	0	0	1	24
24	Koenig, Bronson	g	8-15	4-8	7-7	0	0	0	0	27	4	1	0	1	38
05	Moesch, Aaron		0-0	0-0	0-0	0	1	1	1	0	1	0	0	0	12
11	Hill, Jordan		0-2	0-2	0-0	0	0	0	0	0	0	0	0	0	9
15	Thomas, Charlie		1-2	0-0	0-0	0	0	0	0	2	0	0	0	0	7
21	Iverson, Khalil		0-0	0-0	0-0	0	0	0	0	0	0	0	0	0	4
25	Illikainen, Alex		0-1	0-0	0-0	0	1	1	3	0	0	0	0	0	18
	Team					1	2	3							
	Totals		21-47	6-14	29-36	8	17	25	15	77	6	6	1	4	200

FG % 1st Half: 11-23 47.8% 2nd half: 10-24 41.7% Game: 21-47 44.7%
3FG % 1st Half: 3-5 60.0% 2nd half: 3-9 33.3% Game: 6-14 42.9%
FT % 1st Half: 16-19 84.2% 2nd half: 13-17 76.5% Game: 29-36 80.6%

Deadball Rebounds 5,1

Officials: Terry Wymer, Bo Boroski, Ted Valentine
Technical fouls: Michigan State-None. Wisconsin-None.
Attendance: 17287

Score by periods	1st	2nd	Total
Michigan State	36	40	**76**
Wisconsin	41	36	**77**

Points	In Paint	Off T/O	2nd Chance	Fast Break	Bench
MSU	34	9	17	7	14
WIS	20	13	10	0	2

Last FG - MSU 2nd-01:53, WIS 2nd-00:10.
Largest lead - MSU by 6 2nd-14:13, WIS by 6 2nd-09:18.
MSU led for 23:55. WIS led for 12:15. Game was tied for 03:42.

Score tied - 10 times.
Lead changed - 13 times.

NOTES: Wisconsin won its first home game over an AP top-five team since topping No. 2 Michigan in 2013...Ethan Happ scored the game-winning layup with 10sec left.

GAME 20: WISCONSIN 66, PENN STATE 60

Jan. 21, 2016 • University Park, Pa. • Bryce Jordan Center

Wisconsin 66 • 11-9, 3-4

##	Player		Total FG-FGA	3-Ptr FG-FGA	FT-FTA	Rebounds Off	Def	Tot	PF	TP	A	TO	Blk	Stl	Min
10	Hayes, Nigel	f	5-14	1-2	4-7	0	3	3	3	15	5	1	1	2	36
22	Happ, Ethan	f	5-11	0-0	10-15	3	8	11	3	20	1	2	0	2	32
30	Brown, Vitto	f	1-6	0-1	4-4	1	0	1	3	6	0	0	0	1	13
03	Showalter, Zak	g	1-1	0-0	2-3	0	4	4	2	4	2	2	1	1	27
24	Koenig, Bronson	g	2-6	2-4	2-5	0	2	2	1	8	0	1	0	0	35
02	Smith, Jordan		0-0	0-0	0-0	0	0	0	0	0	0	0	0	0	1
05	Moesch, Aaron		0-0	0-0	0-0	0	0	0	2	0	0	0	0	0	3
11	Hill, Jordan		0-1	0-1	0-0	1	1	2	3	0	0	0	0	0	14
15	Thomas, Charlie		2-2	0-0	0-1	0	0	0	0	4	0	1	0	1	9
21	Iverson, Khalil		0-0	0-0	0-0	1	1	2	2	0	0	2	0	0	4
25	Illikainen, Alex		4-7	1-2	0-0	4	3	7	2	9	1	1	0	0	26
	Team					3	1	4				1			
	Totals		20-48	4-10	22-35	13	23	36	21	66	9	11	2	7	200

FG % 1st Half: 11-26 42.3% 2nd half: 9-22 40.9% Game: 20-48 41.7%
3FG % 1st Half: 2-4 50.0% 2nd half: 2-6 33.3% Game: 4-10 40.0%
FT % 1st Half: 3-6 50.0% 2nd half: 19-29 65.5% Game: 22-35 62.9%

Deadball Rebounds 3

Penn State 60 • 11-9, 2-5

##	Player		Total FG-FGA	3-Ptr FG-FGA	FT-FTA	Rebounds Off	Def	Tot	PF	TP	A	TO	Blk	Stl	Min
00	Banks, Payton	f	4-10	3-4	0-0	2	4	6	5	11	3	3	1	0	30
10	Taylor, Brandon	f	4-9	1-3	4-4	1	3	4	4	13	1	3	1	0	34
44	Moore, Julian	f	2-4	0-0	4-4	0	10	10	2	8	0	1	2	1	34
32	Dickerson, Jordan	c	0-0	0-0	1-2	0	1	1	4	1	0	0	0	0	9
33	Garner, Shep	g	2-7	0-0	6-6	1	1	2	5	10	4	3	0	2	33
01	Zemgulis, Davis		1-5	0-3	2-4	1	2	3	2	4	0	0	0	0	16
03	Foster, Devin		3-5	2-3	2-5	1	2	3	4	10	1	0	0	0	28
05	Jack, Donovon		1-4	0-2	1-2	2	1	3	3	3	0	3	0	0	14
21	Washington, Isaiah		0-0	0-0	0-0	0	0	0	0	0	0	0	0	0	2
	Team					1	1	2							
	Totals		17-44	6-15	20-27	9	25	34	29	60	9	13	4	3	200

FG % 1st Half: 5-16 31.3% 2nd half: 12-28 42.9% Game: 17-44 38.6%
3FG % 1st Half: 1-3 33.3% 2nd half: 5-12 41.7% Game: 6-15 40.0%
FT % 1st Half: 7-11 63.6% 2nd half: 13-16 81.3% Game: 20-27 74.1%

Deadball Rebounds 2

Officials: Gene Steratore, Tom Eades, Steve McJunkins
Technical fouls: Wisconsin-None. Penn State-None.
Attendance: 7145

Score by periods	1st	2nd	Total
Wisconsin	27	39	**66**
Penn State	18	42	**60**

Points	In Paint	Off T/O	2nd Chance	Fast Break	Bench
WIS	24	8	8	0	13
PSU	12	6	5	2	17

Last FG - WIS 2nd-01:38, PSU 2nd-00:30.
Largest lead - WIS by 17 2nd-14:02, PSU by 3 1st-18:26.
WIS led for 37:15. PSU led for 02:08. Game was tied for 00:37.

Score tied - 0 times.
Lead changed - 1 time.

NOTES: Ethan Happ recorded his Big Ten-leading seventh double-double of the season with a career-high 20 points and 11 rebounds.

GAME 21: WISCONSIN 82, #19 INDIANA 79 (OT)
Jan. 26, 2016 • Madison, Wis. • Kohl Center

Indiana 79 • 17-4, 7-1

##	Player		Total FG-FGA	3-Ptr FG-FGA	FT-FTA	Rebounds Off	Def	Tot	PF	TP	A	TO	Blk	Stl	Min
05	Williams, Troy	f	4-14	1-2	6-6	1	2	3	4	15	0	3	0	1	31
30	Hartman, Collin	f	2-5	1-3	0-0	0	2	2	5	5	0	1	0	1	28
04	Johnson, Robert	g	2-6	0-1	1-2	0	4	4	2	5	3	2	0	2	29
11	Ferrell, Kevin Yogi	g	12-20	5-6	1-2	2	5	7	3	30	1	4	0	2	41
31	Bryant, Thomas	g	5-8	0-0	6-6	4	3	7	5	16	0	5	2	0	28
00	Bielfeldt, Max		1-2	0-0	0-0	0	1	1	5	2	2	2	1	0	22
02	Zeisloft, Nick		0-4	0-3	2-2	2	2	4	1	2	0	0	0	0	23
03	Anunoby, OG		1-2	0-1	0-0	0	0	0	3	2	0	2	0	2	13
10	Burton, Ryan		0-0	0-0	0-0	0	0	0	0	0	0	0	0	0	0+
13	Morgan, Juwan		1-1	0-0	0-0	1	0	1	3	2	0	0	0	0	7
15	Niego, Harrison		0-0	0-0	0-0	0	0	0	0	0	0	0	0	0	3
	Team					3	0	3							
	Totals		28-62	7-16	16-18	13	19	32	31	79	6	19	3	8	225

FG % 1st Half: 13-30 43.3% 2nd half: 13-22 59.1% OT: 2-10 20.0% Game: 28-62 45.2%
3FG % 1st Half: 3-9 33.3% 2nd half: 3-4 75.0% OT: 1-3 33.3% Game: 7-16 43.8%
FT % 1st Half: 5-6 83.3% 2nd half: 8-8 100.0 OT: 3-4 75.0% Game: 16-18 88.9%

Deadball Rebounds 4,1

Wisconsin 82 • 12-9, 4-4

##	Player		Total FG-FGA	3-Ptr FG-FGA	FT-FTA	Rebounds Off	Def	Tot	PF	TP	A	TO	Blk	Stl	Min
10	Hayes, Nigel	f	7-12	0-2	17-22	2	3	5	2	31	2	5	2	2	42
22	Happ, Ethan	f	10-15	0-0	5-7	3	5	8	2	25	1	3	2	4	38
30	Brown, Vitto	f	2-2	1-1	4-4	2	1	3	0	9	0	0	0	0	18
03	Showalter, Zak	g	0-2	0-1	0-0	1	3	4	5	0	1	1	0	1	20
24	Koenig, Bronson	g	1-9	1-4	1-2	0	0	0	3	4	0	3	0	0	39
05	Moesch, Aaron		0-0	0-0	0-0	0	1	1	0	0	0	0	0	1	13
11	Hill, Jordan		5-5	2-2	1-2	0	3	3	2	13	0	1	1	0	32
15	Thomas, Charlie		0-1	0-0	0-0	0	0	0	1	0	0	1	0	0	5
21	Iverson, Khalil		0-0	0-0	0-0	0	0	0	1	0	1	2	0	0	5
25	Illikainen, Alex		0-2	0-2	0-0	0	2	2	1	0	0	0	0	1	13
	Team					0	0	0							
	Totals		25-48	4-12	28-37	8	18	26	17	82	5	16	5	9	225

FG % 1st Half: 13-25 52.0% 2nd half: 11-19 57.9% OT: 1-4 25.0% Game: 25-48 52.1%
3FG % 1st Half: 2-5 40.0% 2nd half: 2-5 40.0% OT: 0-2 0.0% Game: 4-12 33.3%
FT % 1st Half: 7-9 77.8% 2nd half: 12-16 75.0% OT: 9-12 75.0% Game: 28-37 75.7%

Deadball Rebounds 4,1

Officials: D.J. Carstensen, Pat Driscoll, Brian Dorsey
Technical fouls: Indiana-None. Wisconsin-None.
Attendance: 17287

Score by periods	1st	2nd	OT	Total
Indiana	34	37	8	**79**
Wisconsin	35	36	11	**82**

Points	In Paint	Off T/O	2nd Chance	Fast Break	Bench
IND	38	21	14	11	8
WIS	36	19	8	6	13

Last FG - IND OT-00:05, WIS OT-03:04.
Largest lead - IND by 6 1st-17:32, WIS by 8 1st-01:10.
IND led for 16:53. WIS led for 23:53. Game was tied for 04:14.

Score tied - 5 times.
Lead changed - 5 times.

NOTES: Wisconsin won its 14th-straight home game against Indiana...Ethan Happ scored a career-high 25 points...Jordan Hill scored a career-high 13 points on perfect 5-for-5 shooting from off the bench.

GAME 22: WISCONSIN 63, ILLINOIS 55
Jan. 31, 2016 • Champaign, Ill. • State Farm Center

Wisconsin 63 • 13-9, 5-4

##	Player		Total FG-FGA	3-Ptr FG-FGA	FT-FTA	Rebounds Off	Def	Tot	PF	TP	A	TO	Blk	Stl	Min
10	Hayes, Nigel	f	5-12	0-2	7-8	0	3	3	1	17	2	2	0	1	38
22	Happ, Ethan	f	3-6	0-0	0-2	3	6	9	3	6	1	2	0	2	22
03	Showalter, Zak	g	2-7	0-4	4-4	1	6	7	3	8	0	1	0	1	37
11	Hill, Jordan	g	1-4	0-1	0-0	1	4	5	1	2	2	2	0	0	29
24	Koenig, Bronson	g	4-10	1-3	2-2	0	3	3	5	11	1	1	0	1	23
05	Moesch, Aaron		0-0	0-0	0-0	0	1	1	1	0	0	1	0	0	3
21	Iverson, Khalil		3-4	0-0	4-4	2	3	5	1	10	2	2	1	1	30
25	Illikainen, Alex		0-0	0-0	0-0	0	0	0	0	0	0	0	0	0	6
30	Brown, Vitto		4-7	1-4	0-0	0	1	1	1	9	0	1	0	0	12
	Team					2	1	3							
	Totals		22-50	2-14	17-20	9	28	37	16	63	8	12	1	6	200

FG % 1st Half: 16-31 51.6% 2nd half: 6-19 31.6% Game: 22-50 44.0%
3FG % 1st Half: 1-9 11.1% 2nd half: 1-5 20.0% Game: 2-14 14.3%
FT % 1st Half: 0-0 0.0% 2nd half: 17-20 85.0% Game: 17-20 85.0%

Deadball Rebounds 2

Illinois 55 • 10-12, 2-7

##	Player		Total FG-FGA	3-Ptr FG-FGA	FT-FTA	Rebounds Off	Def	Tot	PF	TP	A	TO	Blk	Stl	Min
43	Finke, Michael	f	1-6	1-3	0-0	2	1	3	2	3	0	1	0	1	17
01	Tate, Jaylon	g	0-1	0-0	0-0	0	2	2	1	0	2	1	0	0	19
21	Hill, Malcolm	g	6-12	1-3	9-10	0	3	3	0	22	1	3	0	0	38
23	Jordan, Aaron	g	3-4	1-1	0-0	1	2	3	3	7	0	2	0	1	15
25	Nunn, Kendrick	g	5-14	3-6	2-3	0	3	3	3	15	1	1	0	1	37
00	Williams, D.J.		0-0	0-0	0-0	0	0	0	2	0	0	0	0	0	4
03	Lewis, Khalid		0-4	0-0	0-0	1	0	1	0	0	2	0	0	1	21
05	Coleman-Lands, Jalen		1-4	0-1	0-0	0	2	2	2	2	0	0	0	1	17
22	Morgan, Maverick		2-5	0-0	2-2	0	4	4	3	6	0	2	0	0	27
44	Austin, Alex		0-0	0-0	0-0	0	1	1	1	0	0	0	0	1	5
	Team					1	2	3				1			
	Totals		18-50	6-14	13-15	5	20	25	17	55	6	11	0	6	200

FG % 1st Half: 10-25 40.0% 2nd half: 8-25 32.0% Game: 18-50 36.0%
3FG % 1st Half: 4-8 50.0% 2nd half: 2-6 33.3% Game: 6-14 42.9%
FT % 1st Half: 4-5 80.0% 2nd half: 9-10 90.0% Game: 13-15 86.7%

Deadball Rebounds 1

Officials: Lamont Simpson, John Higgins, Eric Curry
Technical fouls: Wisconsin-None. Illinois-None.
Attendance: 13609

Score by periods	1st	2nd	Total
Wisconsin	33	30	**63**
Illinois	28	27	**55**

Points	In Paint	Off T/O	2nd Chance	Fast Break	Bench
WIS	22	10	7	2	19
ILL	8	11	2	0	8

Last FG - WIS 2nd-02:07, ILL 2nd-00:24.
Largest lead - WIS by 10 2nd-07:18, ILL by 8 1st-10:22.
WIS led for 24:56. ILL led for 13:10. Game was tied for 01:54.

Score tied - 0 times.
Lead changed - 1 time.

NOTES: Wisconsin won its ninth-straight game against Illinois and its fourth-straight in Champaign...Khalil Iverson scored a career-high 10 points and played a career-high 30 minutes off the bench.

GAME 23: WISCONSIN 79, OHIO STATE 68
Feb. 4, 2016 • Madison, Wis. • Kohl Center

Ohio State 68 • 14-10 6-5

##	Player		Total FG-FGA	3-Ptr FG-FGA	FT-FTA	Rebounds Off	Def	Tot	PF	TP	A	TO	Blk	Stl	Min
01	Tate, Jae'Sean	f	4-9	0-1	1-1	2	1	3	4	9	1	1	1	0	31
02	Loving, Marc	f	2-7	2-5	0-0	0	2	2	4	6	1	2	0	0	29
33	Bates-Diop, Keita	f	2-7	0-2	3-3	2	6	8	1	7	0	0	2	0	29
04	Giddens, Daniel	c	0-0	0-0	0-2	1	0	1	4	0	0	3	0	0	15
12	Harris, A.J.	g	0-1	0-1	0-0	0	2	2	0	0	1	0	0	0	9
00	Mitchell, Mickey		0-1	0-0	0-0	0	0	0	2	0	0	0	0	0	7
13	Lyle, JaQuan		11-19	3-6	2-2	1	1	2	3	27	4	2	0	2	32
15	Williams, Kam		4-10	2-3	0-0	0	2	2	0	10	1	1	0	0	29
32	Thompson, Trevor		3-4	0-0	3-4	4	2	6	1	9	0	1	1	0	19
	Team					0	1	1							
	Totals		26-58	7-18	9-12	10	17	27	19	68	8	10	4	2	200

FG % 1st Half: 12-29 41.4% 2nd half: 14-29 48.3% Game: 26-58 44.8%
3FG % 1st Half: 3-6 50.0% 2nd half: 4-12 33.3% Game: 7-18 38.9%
FT % 1st Half: 5-8 62.5% 2nd half: 4-4 100.0 Game: 9-12 75.0%

Deadball Rebounds 2,3

Wisconsin 79 • 14-9, 6-4

##	Player		Total FG-FGA	3-Ptr FG-FGA	FT-FTA	Rebounds Off	Def	Tot	PF	TP	A	TO	Blk	Stl	Min
10	Hayes, Nigel	f	6-15	2-7	7-10	1	6	7	2	21	3	3	0	2	35
22	Happ, Ethan	f	6-11	0-0	0-3	1	4	5	4	12	3	3	1	1	32
30	Brown, Vitto	f	5-8	1-2	1-2	3	2	5	3	12	1	0	0	0	19
03	Showalter, Zak	g	2-4	2-3	0-0	1	3	4	1	6	4	2	0	2	30
24	Koenig, Bronson	g	4-9	3-7	2-2	0	0	0	2	13	2	0	0	0	28
11	Hill, Jordan		3-5	3-4	0-0	3	2	5	0	9	0	0	0	0	17
15	Thomas, Charlie		0-1	0-1	0-0	0	0	0	0	0	0	0	0	0	2
21	Iverson, Khalil		0-0	0-0	0-0	0	1	1	0	0	1	1	0	0	15
25	Illikainen, Alex		2-4	2-3	0-0	2	4	6	2	6	1	1	0	0	22
	Team					2	1	3				1			
	Totals		28-57	13-27	10-17	13	23	36	14	79	15	11	1	5	200

FG % 1st Half: 15-34 44.1% 2nd half: 13-23 56.5% Game: 28-57 49.1%
3FG % 1st Half: 7-18 38.9% 2nd half: 6-9 66.7% Game: 13-27 48.1%
FT % 1st Half: 1-4 25.0% 2nd half: 9-13 69.2% Game: 10-17 58.8%

Deadball Rebounds 3

Officials: Terry Wymer, Bo Boroski, Chris Beaver
Technical fouls: Ohio State-Tate, Jae'Sean. Wisconsin-None.
Attendance: 17287

Score by periods	1st	2nd	Total
Ohio State	32	36	**68**
Wisconsin	38	41	**79**

Points	In Paint	Off T/O	2nd Chance	Fast Break	Bench
OSU	32	19	13	7	46
WIS	24	10	9	2	15

Last FG - OSU 2nd-01:25, WIS 2nd-00:56.
Largest lead - OSU by 1 1st-07:08, WIS by 12 2nd-09:25.
OSU led for 00:26. WIS led for 38:26. Game was tied for 01:08.

Score tied - 1 time.
Lead changed - 2 times.

NOTES: Wisconsin made a season-high 13 3-pointers, which marked UW's most in a regulation game since 2012 and was one shy of UW's record in a Big Ten game.

GAME 24: WISCONSIN 72, NEBRASKA 61
Feb. 10, 2016 • Madison, Wis. • Kohl Center

Nebraska 61 • 13-12, 5-7

##	Player		Total FG-FGA	3-Ptr FG-FGA	FT-FTA	Rebounds Off	Def	Tot	PF	TP	A	TO	Blk	Stl	Min
10	McVeigh, Jack	f	3-7	2-5	0-0	0	1	1	3	8	0	1	1	0	23
12	Jacobson, Michael	f	2-5	0-0	2-4	5	4	9	3	6	1	1	1	0	23
32	Parker, Benny	f	3-7	0-1	2-2	2	4	6	2	8	3	2	0	0	31
03	White III, Andrew	g	5-11	0-2	0-0	1	6	7	3	10	0	1	0	1	28
05	Watson Jr., Glynn	g	6-14	2-4	2-2	1	0	1	0	16	1	2	0	0	36
00	Webster, Tai		4-11	0-1	1-2	0	1	1	4	9	2	0	0	1	26
11	Evelyn, Bakari		0-0	0-0	0-0	0	0	0	0	0	0	0	0	0	1
23	Fuller, Nick		1-3	0-0	0-0	0	0	0	4	2	0	1	0	0	17
24	Hammond, Jake		0-1	0-0	2-2	3	3	6	4	2	0	2	2	1	15
	Team					2	0	2							
	Totals		24-59	4-13	9-12	14	19	33	23	61	7	10	4	3	200

FG % 1st Half: 10-26 38.5% 2nd half: 14-33 42.4% Game: 24-59 40.7%
3FG % 1st Half: 1-5 20.0% 2nd half: 3-8 37.5% Game: 4-13 30.8%
FT % 1st Half: 5-8 62.5% 2nd half: 4-4 100.0 Game: 9-12 75.0%

Deadball Rebounds 2,1

Wisconsin 72 • 15-9, 7-4

##	Player		Total FG-FGA	3-Ptr FG-FGA	FT-FTA	Rebounds Off	Def	Tot	PF	TP	A	TO	Blk	Stl	Min
10	Hayes, Nigel	f	7-14	1-4	5-6	0	2	2	1	20	0	2	1	0	38
22	Happ, Ethan	f	0-3	0-0	2-4	1	2	3	1	2	3	1	0	2	17
30	Brown, Vitto	f	6-7	3-3	3-4	0	5	5	1	18	2	2	1	1	34
03	Showalter, Zak	g	3-5	2-2	2-6	1	4	5	3	10	3	1	0	0	29
24	Koenig, Bronson	g	4-7	3-4	1-2	0	3	3	3	12	2	1	0	1	34
05	Moesch, Aaron		0-0	0-0	0-0	0	0	0	0	0	0	0	0	0	1
11	Hill, Jordan		2-5	2-5	1-2	0	0	0	3	7	2	1	0	0	27
15	Thomas, Charlie		0-0	0-0	0-0	0	0	0	0	0	0	0	0	0	2
21	Iverson, Khalil		0-0	0-0	0-0	0	0	0	0	0	0	2	0	0	4
25	Illikainen, Alex		0-2	0-0	3-4	2	3	5	1	3	1	1	0	0	14
	Team					3	2	5							
	Totals		22-43	11-18	17-28	7	21	28	13	72	13	11	2	4	200

FG % 1st Half: 11-21 52.4% 2nd half: 11-22 50.0% Game: 22-43 51.2%
3FG % 1st Half: 4-6 66.7% 2nd half: 7-12 58.3% Game: 11-18 61.1%
FT % 1st Half: 4-6 66.7% 2nd half: 13-22 59.1% Game: 17-28 60.7%

Deadball Rebounds 5,1

Officials: Lamont Simpson, John Gaffney, Donnie Eppley
Technical fouls: Nebraska-None. Wisconsin-None.
Attendance: 17287

Score by periods	1st	2nd	Total
Nebraska	26	35	**61**
Wisconsin	30	42	**72**

Points	In Paint	Off T/O	2nd Chance	Fast Break	Bench
NEB	24	8	18	4	13
WIS	16	14	7	0	10

Last FG - NEB 2nd-00:27, WIS 2nd-02:49.
Largest lead - NEB by 6 1st-12:00, WIS by 17 2nd-05:00.
NEB led for 06:32. WIS led for 32:11. Game was tied for 01:17.

Score tied - 1 time.
Lead changed - 2 times.

NOTES: Vitto Brown scored a career-high 18 points on near-perfect shooting.

GAME 25: WISCONSIN 70, #2 MARYLAND 57

Feb. 13, 2016 • College Park, Md. • XFINITY Center

Wisconsin 70 • 16-9, 8-4

##	Player		Total FG-FGA	3-Ptr FG-FGA	FT-FTA	Rebounds Off	Def	Tot	PF	TP	A	TO	Blk	Stl	Min
10	Hayes, Nigel	f	4-12	4-5	2-4	2	4	6	1	14	2	3	0	0	36
22	Happ, Ethan	f	2-7	0-0	0-1	4	6	10	4	4	3	1	0	4	22
30	Brown, Vitto	f	8-14	3-6	2-2	5	2	7	3	21	0	2	1	0	34
03	Showalter, Zak	g	3-4	2-3	3-4	1	0	1	4	11	1	0	0	1	26
24	Koenig, Bronson	g	4-13	3-9	5-7	0	6	6	2	16	5	2	0	0	36
05	Moesch, Aaron		0-0	0-0	0-0	0	0	0	0	0	0	0	0	0	0+
11	Hill, Jordan		0-1	0-1	0-0	0	1	1	2	0	2	0	0	0	12
15	Thomas, Charlie		1-2	0-1	0-0	0	3	3	2	2	0	0	0	0	12
21	Iverson, Khalil		1-1	0-0	0-0	0	1	1	0	2	0	1	1	0	10
25	Illikainen, Alex		0-2	0-1	0-0	0	2	2	0	0	0	1	0	0	12
	Team					1	2	3				1			
	Totals		23-56	12-26	12-18	13	27	40	18	70	13	11	2	5	200

FG %	1st Half: 13-30 43.3%	2nd half: 10-26 38.5%	Game: 23-56 41.1%			Deadball
3FG %	1st Half: 6-14 42.9%	2nd half: 6-12 50.0%	Game: 12-26 46.2%			Rebounds
FT %	1st Half: 4-6 66.7%	2nd half: 8-12 66.7%	Game: 12-18 66.7%			3

Maryland 57 • 22-4, 10-3

##	Player		Total FG-FGA	3-Ptr FG-FGA	FT-FTA	Rebounds Off	Def	Tot	PF	TP	A	TO	Blk	Stl	Min
04	Robert Carter	f	3-5	0-0	0-3	4	4	8	4	6	2	2	2	1	22
10	Jake Layman	f	4-7	1-2	1-1	1	4	5	3	10	1	2	3	1	39
33	Diamond Stone	c	5-6	0-0	0-3	0	1	1	1	10	0	1	4	1	29
00	Rasheed Sulaimon	g	5-12	4-7	3-4	0	4	4	1	17	2	2	0	2	38
02	Melo Trimble	g	1-14	0-2	8-10	1	3	4	2	10	6	5	0	2	37
01	Jaylen Brantley		2-4	0-2	0-0	1	2	3	2	4	0	0	0	1	10
11	Jared Nickens		0-1	0-1	0-0	0	1	1	4	0	0	0	0	0	12
15	Michal Cekovsky		0-1	0-0	0-0	0	0	0	0	0	0	0	0	0	3
21	Varun Ram		0-0	0-0	0-0	0	0	0	0	0	0	0	0	0	1
35	Damonte Dodd		0-0	0-0	0-0	0	1	1	2	0	0	0	0	0	9
	Team					2	1	3							
	Totals		20-50	5-14	12-21	9	21	30	19	57	11	12	9	8	200

FG %	1st Half: 7-21 33.3%	2nd half: 13-29 44.8%	Game: 20-50 40.0%			Deadball
3FG %	1st Half: 3-4 75.0%	2nd half: 2-10 20.0%	Game: 5-14 35.7%			Rebounds
FT %	1st Half: 4-7 57.1%	2nd half: 8-14 57.1%	Game: 12-21 57.1%			3,2

Officials: DJ Carstensen, Bo Boroski, Rob Riley
Technical fouls: Wisconsin-Thomas, Charlie. Maryland-Diamond Stone.
Attendance: 17950
Technical Foul on MD #33 (:01.8, 1st), on WI #15 (:01.8, 1st)

Score by periods	1st	2nd	Total
Wisconsin	36	34	**70**
Maryland	21	36	**57**

Points	In Paint	Off T/O	2nd Chance	Fast Break	Bench
WIS	16	16	20	2	4
UMD	31	12	4	10	4

Last FG - WIS 2nd-00:37, UMD 2nd-00:28.
Largest lead - WIS by 16 1st-01:37, UMD by 7 1st-13:32.
WIS led for 32:24. UMD led for 04:57. Game was tied for 02:39.

Score tied - 2 times.
Lead changed - 2 times.

NOTES: Wisconsin's win marked its largest margin of victory in a top-five road win since 1953 (82-66 at No. 5 LSU)...UW earned its highest-ranked road win since a victory at No. 2 Indiana in 2013...Vitto Brown scored a career-high 21 points.

GAME 26: #8 MICHIGAN STATE 69, WISCONSIN 57

Feb. 18, 2016 • East Lansing, Mich. • Breslin Center

Wisconsin 57 • 16-10, 8-5 B1G

##	Player		Total FG-FGA	3-Ptr FG-FGA	FT-FTA	Rebounds Off	Def	Tot	PF	TP	A	TO	Blk	Stl	Min
10	Hayes, Nigel	f	1-13	0-5	3-6	2	5	7	1	5	2	2	0	0	33
22	Happ, Ethan	f	7-16	0-0	4-5	1	2	3	3	18	2	1	0	2	26
30	Brown, Vitto	f	2-6	0-3	1-2	3	5	8	1	5	1	0	0	1	26
03	Showalter, Zak	g	3-6	0-2	2-2	0	1	1	1	8	2	1	0	0	28
24	Koenig, Bronson	g	4-9	3-5	1-2	1	3	4	2	12	2	2	0	0	31
02	Smith, Jordan		0-0	0-0	0-0	0	0	0	0	0	0	0	0	0	0+
05	Moesch, Aaron		0-0	0-0	0-0	0	0	0	0	0	0	0	0	0	0+
11	Hill, Jordan		1-4	1-2	0-0	0	0	0	0	3	1	1	0	1	13
15	Thomas, Charlie		0-0	0-0	0-0	1	0	1	1	0	0	0	1	0	7
21	Iverson, Khalil		0-2	0-0	0-0	4	0	4	0	0	1	0	2	0	16
25	Illikainen, Alex		2-3	2-3	0-0	1	1	2	1	6	2	1	0	0	20
	Team					1	0	1				1			
	Totals		20-59	6-20	11-17	14	17	31	10	57	13	9	3	4	200

FG %	1st Half: 7-28 25.0%	2nd half: 13-31 41.9%	Game: 20-59 33.9%			Deadball
3FG %	1st Half: 2-9 22.2%	2nd half: 4-11 36.4%	Game: 6-20 30.0%			Rebounds
FT %	1st Half: 7-8 87.5%	2nd half: 4-9 44.4%	Game: 11-17 64.7%			5

Michigan State 69 • 22-5, 9-5 B1G

##	Player		Total FG-FGA	3-Ptr FG-FGA	FT-FTA	Rebounds Off	Def	Tot	PF	TP	A	TO	Blk	Stl	Min
10	Costello, Matt	f	2-7	0-0	0-0	1	6	7	3	4	0	0	1	0	20
23	Davis, Deyonta	f	2-4	0-0	2-4	4	5	9	4	6	2	0	3	0	29
05	Forbes, Bryn	g	6-12	4-8	1-1	1	3	4	1	17	2	2	1	0	32
14	Harris, Eron	g	4-6	2-2	0-0	0	0	0	2	10	1	2	0	1	25
45	Valentine, Denzel	g	9-19	2-5	4-4	0	7	7	2	24	10	4	0	0	35
00	Ahrens, Kyle		0-0	0-0	0-0	0	0	0	0	0	0	1	0	0	0+
02	Bess, Javon		0-0	0-0	0-0	0	0	0	0	0	0	0	0	0	0+
03	Ellis III, Alvin		0-0	0-0	0-0	1	0	1	0	0	1	1	0	0	6
11	Nairn Jr., Lourawls		0-0	0-0	0-0	0	0	0	0	0	0	0	0	0	4
15	Clark Jr., Marvin		0-1	0-0	0-0	1	2	3	4	0	1	0	1	0	9
20	McQuaid, Matt		0-3	0-2	0-0	0	1	1	0	0	0	1	0	0	17
30	Van Dyk, Matt		0-0	0-0	0-0	0	0	0	0	0	0	0	0	0	0+
34	Schilling, Gavin		2-3	0-0	2-4	3	2	5	1	6	3	0	0	3	20
41	Wollenman, Colby		1-1	0-0	0-0	0	0	0	1	2	0	0	0	0	3
	Team					1	0	1				1			
	Totals		26-56	8-17	9-13	12	26	38	18	69	20	12	6	4	200

FG %	1st Half: 13-28 46.4%	2nd half: 13-28 46.4%	Game: 26-56 46.4%			Deadball
3FG %	1st Half: 4-10 40.0%	2nd half: 4-7 57.1%	Game: 8-17 47.1%			Rebounds
FT %	1st Half: 2-4 50.0%	2nd half: 7-9 77.8%	Game: 9-13 69.2%			5

Officials: Terry Wymer, Mark Whitehead, Larry Scirotto
Technical fouls: Wisconsin-None. Michigan State-None.
Attendance: 14797

Score by periods	1st	2nd	Total
Wisconsin	23	34	**57**
Michigan State	32	37	**69**

Points	In Paint	Off T/O	2nd Chance	Fast Break	Bench
WIS	24	12	15	2	9
MSU	24	13	9	13	8

Last FG - WIS 2nd-00:13, MSU 2nd-00:16.
Largest lead - WIS None, MSU by 22 2nd-06:45.
WIS led for 00:00. MSU led for 39:21. Game was tied for 00:14.

Score tied - 0 times.
Lead changed - 0 times.

Career and Season Highs

0 • WILL DECORAH

- **POINTS**
  Season: --
  Career: --
- **FIELD GOALS**
  Season: --
  Career: --
- **FIELD GOAL ATTEMPTS**
  Season: --
  Career: --
- **3-POINT FIELD GOALS**
  Season: --
  Career: --
- **3-POINT FIELD GOAL ATTEMPTS**
  Season: --
  Career: --
- **FREE THROWS**
  Season: --
  Career: --
- **FREE THROW ATTEMPTS**
  Season: --
  Career: --
- **REBOUNDS**
  Season: --
  Career: --
- **ASSISTS**
  Season: --
  Career: --
- **BLOCKED SHOTS**
  Season: --
  Career: --
- **STEALS**
  Season: --
  Career: --
- **MINUTES**
  Season: 1 (2x) MR vs. Rutgers (1/2/16)
  Career: 1 (2x) MR vs. Rutgers (1/2/16)

1 • BREVIN PRITZL

- **POINTS**
  Season: --
  Career: --
- **FIELD GOALS**
  Season: --
  Career: --
- **FIELD GOAL ATTEMPTS**
  Season: --
  Career: --
- **3-POINT FIELD GOALS**
  Season: --
  Career: --
- **3-POINT FIELD GOAL ATTEMPTS**
  Season: --
  Career: --
- **FREE THROWS**
  Season: --
  Career: --
- **FREE THROW ATTEMPTS**
  Season: --
  Career: --
- **REBOUNDS**
  Season: --
  Career: --
- **ASSISTS**
  Season: --
  Career: --
- **BLOCKED SHOTS**
  Season: --
  Career: --
- **STEALS**
  Season: --
  Career: --
- **MINUTES**
  Season: 4 vs. Siena (11/15/15)
  Career: 4 vs. Siena (11/15/15)

2 • JORDAN SMITH

- **POINTS**
  Season: 2 vs. Rutgers (1/2/16)
  Career: 5 vs. Mississippi Valley State (12/23/11)
- **FIELD GOALS**
  Season: 1 vs. Rutgers (1/2/16)
  Career: 2 vs. UMKC (11/22/11)
- **FIELD GOAL ATTEMPTS**
  Season: 1 vs. Rutgers (1/2/16)
  Career: 2 (6x) MR at Milwaukee (12/10/14)
- **3-POINT FIELD GOALS**
  Season: --
  Career: 1 (2x) MR vs. Samford (12/29/12)
- **3-POINT FIELD GOAL ATTEMPTS**
  Season: --
  Career: 2 (2x) MR at Milwaukee (12/10/14)
- **FREE THROWS**
  Season: --
  Career: --
- **FREE THROW ATTEMPTS**
  Season: 1 vs. Rutgers (1/2/16)
  Career: 1 vs. Rutgers (1/2/16)
- **REBOUNDS**
  Season: 1 vs. Rutgers (1/2/16)
  Career: 1 (9x) MR vs. Rutgers (1/2/16)
- **ASSISTS**
  Season: --
  Career: 1 vs. Nebraska (2/26/13)
- **BLOCKED SHOTS**
  Season: --
  Career: --
- **STEALS**
  Season: --
  Career: --
- **MINUTES**
  Season: 2 (2x) MR vs. North Dakota (11/17/15)
  Career: 5 vs. Presbyterian (11/20/12)

3 • ZAK SHOWALTER

- **POINTS**
  Season: 21 vs. Rutgers (1/2/16)
  Career: 21 vs. Rutgers (1/2/16)
- **FIELD GOALS**
  Season: 8 vs. Rutgers (1/2/16)
  Career: 8 vs. Rutgers (1/2/16)
- **FIELD GOAL ATTEMPTS**
  Season: 10 vs. Western Illinois (11/13/15)
  Career: 10 vs. Western Illinois (11/13/15)
- **3-POINT FIELD GOALS**
  Season: 4 vs. Rutgers (1/2/16)
  Career: 4 vs. Rutgers (1/2/16)
- **3-POINT FIELD GOAL ATTEMPTS**
  Season: 7 (2x) MR vs. Prairie View A&M (11/25/15)
  Career: 7 (2x) MR vs. Prairie View A&M (11/25/15)
- **FREE THROWS**
  Season: 6 vs. VCU (11/22/15)
  Career: 6 vs. VCU (11/22/15)
- **FREE THROW ATTEMPTS**
  Season: 6 (2x) MR vs. Nebraska (2/10/16)
  Career: 6 (2x) MR vs. Nebraska (2/10/16)
- **REBOUNDS**
  Season: 10 vs. Marquette (12/12/15)
  Career: 10 vs. Marquette (12/12/15)
- **ASSISTS**
  Season: 7 at Northwestern (1/12/16)
  Career: 7 at Northwestern (1/12/16)
- **BLOCKED SHOTS**
  Season: 2 vs. VCU (11/22/15)
  Career: 2 vs. VCU (11/22/15)
- **STEALS**
  Season: 3 (3x) MR vs. Green Bay (12/23/15)
  Career: 3 (3x) MR vs. Green Bay (12/23/15)
- **MINUTES**
  Season: 41 at Syracuse (12/2/15)
  Career: 41 at Syracuse (12/2/15)

Career and Season Highs

5 • AARON MOESCH

- **POINTS**
  Season: 2 (2x) MR vs. North Dakota (11/17/15)
  Career: 2 (4x) MR vs. North Dakota (11/17/15)
- **FIELD GOALS**
  Season: 1 vs. Siena (11/15/15)
  Career: 1 (3x) MR vs. Siena (11/15/15)
- **FIELD GOAL ATTEMPTS**
  Season: 1 vs. Siena (11/15/15)
  Career: 3 vs. Nicholls (12/13/14)
- **3-POINT FIELD GOALS**
  Season: --
  Career: --
- **3-POINT FIELD GOAL ATTEMPTS**
  Season: --
  Career: --
- **FREE THROWS**
  Season: 2 vs. North Dakota (11/17/15)
  Career: 2 vs. North Dakota (11/17/15)
- **FREE THROW ATTEMPTS**
  Season: 2 vs. North Dakota (11/17/15)
  Career: 2 (2x) MR vs. North Dakota (11/17/15)
- **REBOUNDS**
  Season: 1 (4x) MR at Illinois (1/31/16)
  Career: 3 vs. Nicholls (12/13/14)
- **ASSISTS**
  Season: 1 vs. Michigan State (1/17/16)
  Career: 2 vs. UAB (11/26/14)
- **BLOCKED SHOTS**
  Season: --
  Career: 1 vs. Northern Kentucky (11/14/14)
- **STEALS**
  Season: 1 (2x) MR vs. Indiana (1/26/16)
  Career: 1 (2x) MR vs. Indiana (1/26/16)
- **MINUTES**
  Season: 13 vs. Indiana (1/26/16)
  Career: 13 vs. Indiana (1/26/16)

10 • NIGEL HAYES

- **POINTS**
  Season: 32 vs. Milwaukee (12/9/15)
  Career: 32 vs. Milwaukee (12/9/15)
- **FIELD GOALS**
  Season: 9 vs. Milwaukee (12/9/15)
  Career: 9 vs. Milwaukee (12/9/15)
- **FIELD GOAL ATTEMPTS**
  Season: 18 (2x) MR vs. Marquette (12/12/15)
  Career: 18 (2x) MR vs. Marquette (12/12/15)
- **3-POINT FIELD GOALS**
  Season: 4 at Maryland (2/13/16)
  Career: 4 at Maryland (2/13/16)
- **3-POINT FIELD GOAL ATTEMPTS**
  Season: 8 at Oklahoma (11/29/15)
  Career: 8 at Oklahoma (11/29/15)
- **FREE THROWS**
  Season: 17 vs. Indiana (1/26/16)
  Career: 17 vs. Indiana (1/26/16)
- **FREE THROW ATTEMPTS**
  Season: 22 vs. Indiana (1/26/16)
  Career: 22 vs. Indiana (1/26/16)
- **REBOUNDS**
  Season: 12 (2x) MR vs. Temple (12/5/15)
  Career: 13 (3x) MR at Penn State (2/18/15)
- **ASSISTS**
  Season: 7 (2x) MR vs. Prairie View A&M (11/25/15)
  Career: 7 (2x) MR vs. Prairie View A&M (11/25/15)
- **BLOCKED SHOTS**
  Season: 2 vs. Indiana (1/26/16)
  Career: 3 vs. Prairie View A&M (12/28/13)
- **STEALS**
  Season: 3 vs. Green Bay (12/23/15)
  Career: 3 (2x) MR vs. Green Bay (12/23/15)
- **MINUTES**
  Season: 44 at Syracuse (12/2/15)
  Career: 44 at Syracuse (12/2/15)

11 • JORDAN HILL

- **POINTS**
  Season: 13 vs. Indiana (1/26/16)
  Career: 13 vs. Indiana (1/26/16)
- **FIELD GOALS**
  Season: 5 vs. Indiana (1/26/16)
  Career: 5 vs. Indiana (1/26/16)
- **FIELD GOAL ATTEMPTS**
  Season: 6 vs. Green Bay (12/23/15)
  Career: 6 vs. Green Bay (12/23/15)
- **3-POINT FIELD GOALS**
  Season: 3 vs. Ohio State (2/4/16)
  Career: 3 vs. Ohio State (2/4/16)
- **3-POINT FIELD GOAL ATTEMPTS**
  Season: 4 (4x) MR vs. Ohio State (2/4/16)
  Career: 4 (4x) MR vs. Ohio State (2/4/16)
- **FREE THROWS**
  Season: 2 vs. Green Bay (12/23/15)
  Career: 2 (2x) MR vs. Green Bay (12/23/15)
- **FREE THROW ATTEMPTS**
  Season: 2 (3x) MR vs. Nebraska (2/10/16)
  Career: 3 vs. Milwaukee (12/11/13)
- **REBOUNDS**
  Season: 5 (2x) MR vs. Ohio State (2/4/16)
  Career: 5 (2x) MR vs. Ohio State (2/4/16)
- **ASSISTS**
  Season: 4 vs. Green Bay (12/23/15)
  Career: 4 vs. Green Bay (12/23/15)
- **BLOCKED SHOTS**
  Season: 1 vs. Indiana (1/26/16)
  Career: 1 vs. Indiana (1/26/16)
- **STEALS**
  Season: 2 vs. Maryland (1/9/16)
  Career: 2 vs. Maryland (1/9/16)
- **MINUTES**
  Season: 32 vs. Indiana (1/26/16)
  Career: 32 vs. Indiana (1/26/16)

13 • JACKSON BAX

- **POINTS**
  Season: --
  Career: --
- **FIELD GOALS**
  Season: --
  Career: --
- **FIELD GOAL ATTEMPTS**
  Season: --
  Career: --
- **3-POINT FIELD GOALS**
  Season: --
  Career: --
- **3-POINT FIELD GOAL ATTEMPTS**
  Season: --
  Career: --
- **FREE THROWS**
  Season: --
  Career: --
- **FREE THROW ATTEMPTS**
  Season: --
  Career: --
- **REBOUNDS**
  Season: --
  Career: --
- **ASSISTS**
  Season: --
  Career: --
- **BLOCKED SHOTS**
  Season: --
  Career: --
- **STEALS**
  Season: --
  Career: --
- **MINUTES**
  Season: 1 (2x) MR vs. Rutgers (1/2/16)
  Career: 1 (2x) MR vs. Rutgers (1/2/16)

Career and Season Highs

15 • CHARLIE THOMAS

- **POINTS**
  Season: 12 vs. Prairie View A&M (11/25/15)
  Career: 12 vs. Prairie View A&M (11/25/15)
- **FIELD GOALS**
  Season: 4 (2x) MR vs. Prairie View A&M (11/25/15)
  Career: 4 (2x) MR vs. Prairie View A&M (11/25/15)
- **FIELD GOAL ATTEMPTS**
  Season: 8 vs. VCU (11/22/15)
  Career: 8 vs. VCU (11/22/15)
- **3-POINT FIELD GOALS**
  Season: 1 (3x) MR vs. Purdue (12/29/15)
  Career: 1 (3x) MR vs. Purdue (12/29/15)
- **3-POINT FIELD GOAL ATTEMPTS**
  Season: 3 vs. Purdue (12/29/15)
  Career: 3 vs. Purdue (12/29/15)
- **FREE THROWS**
  Season: 4 vs. Prairie View A&M (11/25/15)
  Career: 4 vs. Prairie View A&M (11/25/15)
- **FREE THROW ATTEMPTS**
  Season: 6 vs. Prairie View A&M (11/25/15)
  Career: 6 vs. Prairie View A&M (11/25/15)
- **REBOUNDS**
  Season: 6 (2x) MR vs. Temple (12/5/15)
  Career: 6 (2x) MR vs. Temple (12/5/15)
- **ASSISTS**
  Season: 1 (3x) MR vs. Green Bay (12/23/15)
  Career: 1 (3x) MR vs. Green Bay (12/23/15)
- **BLOCKED SHOTS**
  Season: 2 (2x) MR vs. Purdue (12/29/15)
  Career: 2 (2x) MR vs. Purdue (12/29/15)
- **STEALS**
  Season: 1 (5x) MR at Penn State (1/21/16)
  Career: 1 (5x) MR at Penn State (1/21/16)
- **MINUTES**
  Season: 26 vs. VCU (11/22/15)
  Career: 26 vs. VCU (11/22/15)

20 • T.J. SCHLUNDT

- **POINTS**
  Season: --
  Career: --
- **FIELD GOALS**
  Season: --
  Career: --
- **FIELD GOAL ATTEMPTS**
  Season: --
  Career: --
- **3-POINT FIELD GOALS**
  Season: --
  Career: --
- **3-POINT FIELD GOAL ATTEMPTS**
  Season: --
  Career: --
- **FREE THROWS**
  Season: --
  Career: --
- **FREE THROW ATTEMPTS**
  Season: --
  Career: --
- **REBOUNDS**
  Season: --
  Career: --
- **ASSISTS**
  Season: 1 vs. Siena (11/15/15)
  Career: 1 vs. Siena (11/15/15)
- **BLOCKED SHOTS**
  Season: --
  Career: --
- **STEALS**
  Season: --
  Career: --
- **MINUTES**
  Season: 1 (3x) MR vs. Rutgers (1/2/16)
  Career: 1 (3x) MR vs. Rutgers (1/2/16)

21 • KHALIL IVERSON

- **POINTS**
  Season: 10 at Illinois (1/31/16)
  Career: 10 at Illinois (1/31/16)
- **FIELD GOALS**
  Season: 4 vs. Prairie View A&M (11/25/15)
  Career: 4 vs. Prairie View A&M (11/25/15)
- **FIELD GOAL ATTEMPTS**
  Season: 8 vs. Prairie View A&M (11/25/15)
  Career: 8 vs. Prairie View A&M (11/25/15)
- **3-POINT FIELD GOALS**
  Season: 1 (2x) MR at Oklahoma (11/29/15)
  Career: 1 (2x) MR at Oklahoma (11/29/15)
- **3-POINT FIELD GOAL ATTEMPTS**
  Season: 2 (2x) MR at Oklahoma (11/29/15)
  Career: 2 (2x) MR at Oklahoma (11/29/15)
- **FREE THROWS**
  Season: 4 (2x) MR at Illinois (1/31/16)
  Career: 4 (2x) MR at Illinois (1/31/16)
- **FREE THROW ATTEMPTS**
  Season: 6 vs. Western Illinois (11/13/15)
  Career: 6 vs. Western Illinois (11/13/15)
- **REBOUNDS**
  Season: 7 vs. Western Illinois (11/13/15)
  Career: 7 vs. Western Illinois (11/13/15)
- **ASSISTS**
  Season: 2 (4x) MR at Illinois (1/31/16)
  Career: 2 (3x) MR at Northwestern (1/12/16)
- **BLOCKED SHOTS**
  Season: 3 vs. Western Illinois (11/13/15)
  Career: 3 vs. Western Illinois (11/13/15)
- **STEALS**
  Season: 3 vs. Western Illinois (11/13/15)
  Career: 3 vs. Western Illinois (11/13/15)
- **MINUTES**
  Season: 30 at Illinois (1/31/16)
  Career: 30 at Illinois (1/31/16)

22 • ETHAN HAPP

- **POINTS**
  Season: 25 vs. Indiana (1/26/16)
  Career: 25 vs. Indiana (1/26/16)
- **FIELD GOALS**
  Season: 10 vs. Indiana (1/26/16)
  Career: 10 vs. Indiana (1/26/16)
- **FIELD GOAL ATTEMPTS**
  Season: 16 at Michigan State (2/18/16)
  Career: 16 at Michigan State (2/18/16)
- **3-POINT FIELD GOALS**
  Season: --
  Career: --
- **3-POINT FIELD GOAL ATTEMPTS**
  Season: --
  Career: --
- **FREE THROWS**
  Season: 10 at Penn State (1/21/16)
  Career: 10 at Penn State (1/21/16)
- **FREE THROW ATTEMPTS**
  Season: 15 at Penn State (1/21/16)
  Career: 15 at Penn State (1/21/16)
- **REBOUNDS**
  Season: 15 (2x) MR vs. Milwaukee (12/9/15)
  Career: 15 (2x) MR vs. Milwaukee (12/9/15)
- **ASSISTS**
  Season: 3 (3x) MR vs. Nebraska (2/10/16)
  Career: 3 (3x) MR vs. Nebraska (2/10/16)
- **BLOCKED SHOTS**
  Season: 3 (3x) MR vs. TA&MUCC (12/15/15)
  Career: 3 (3x) MR vs. TA&MUCC (12/15/15)
- **STEALS**
  Season: 4 (2x) MR at Maryland (2/13/16)
  Career: 4 (2x) MR at Maryland (2/13/16)
- **MINUTES**
  Season: 43 at Syracuse (12/2/15)
  Career: 43 at Syracuse (12/2/15)

Career and Season Highs

24 • BRONSON KOENIG

- **POINTS**
  Season: 27 vs. Michigan State (1/17/16)
  Career: 27 vs. Michigan State (1/17/16)
- **FIELD GOALS**
  Season: 9 vs. VCU (11/22/15)
  Career: 9 vs. VCU (11/22/15)
- **FIELD GOAL ATTEMPTS**
  Season: 18 at Oklahoma (11/29/15)
  Career: 18 at Oklahoma (11/29/15)
- **3-POINT FIELD GOALS**
  Season: 4 vs. Michigan State (1/17/16)
  Career: 4 (4x) MR vs. Michigan State (1/17/16)
- **3-POINT FIELD GOAL ATTEMPTS**
  Season: 14 at Oklahoma (11/29/15)
  Career: 14 at Oklahoma (11/29/15)
- **FREE THROWS**
  Season: 7 vs. Michigan State (1/17/16)
  Career: 7 (2x) MR vs. Michigan State (1/17/16)
- **FREE THROW ATTEMPTS**
  Season: 8 vs. Western Illinois (11/13/15)
  Career: 8 (2x) MR vs. Western Illinois (11/13/15)
- **REBOUNDS**
  Season: 6 (3x) MR at Maryland (2/13/16)
  Career: 6 (3x) MR at Maryland (2/13/16)
- **ASSISTS**
  Season: 5 at Maryland (2/13/16)
  Career: 9 vs. Michigan State (3/15/15)
- **BLOCKED SHOTS**
  Season: 2 vs. Georgetown (11/20/15)
  Career: 2 vs. Georgetown (11/20/15)
- **STEALS**
  Season: 1 (8x) MR vs. Nebraska (2/10/16)
  Career: 2 (4x) MR vs. Oklahoma (11/28/14)
- **MINUTES**
  Season: 42 at Syracuse (12/2/15)
  Career: 42 (2x) MR at Syracuse (12/2/15)

25 • ALEX ILLIKAINEN

- **POINTS**
  Season: 10 vs. Purdue (12/29/15)
  Career: 10 vs. Purdue (12/29/15)
- **FIELD GOALS**
  Season: 4 at Penn State (1/21/16)
  Career: 4 at Penn State (1/21/16)
- **FIELD GOAL ATTEMPTS**
  Season: 7 at Penn State (1/21/16)
  Career: 7 at Penn State (1/21/16)
- **3-POINT FIELD GOALS**
  Season: 2 (3x) MR at Michigan State (2/18/16)
  Career: 2 (3x) MR at Michigan State (2/18/16)
- **3-POINT FIELD GOAL ATTEMPTS**
  Season: 4 vs. Maryland (1/9/16)
  Career: 4 vs. Maryland (1/9/16)
- **FREE THROWS**
  Season: 3 vs. Nebraska (2/10/16)
  Career: 3 vs. Nebraska (2/10/16)
- **FREE THROW ATTEMPTS**
  Season: 4 vs. Nebraska (2/10/16)
  Career: 4 vs. Nebraska (2/10/16)
- **REBOUNDS**
  Season: 7 at Penn State (1/21/16)
  Career: 7 at Penn State (1/21/16)
- **ASSISTS**
  Season: 2 at Michigan State (2/18/16)
  Career: 2 at Michigan State (2/18/16)
- **BLOCKED SHOTS**
  Season: 1 vs. Maryland (1/9/16)
  Career: 1 vs. Maryland (1/9/16)
- **STEALS**
  Season: 1 (6x) MR vs. Indiana (1/26/16)
  Career: 1 (6x) MR vs. Indiana (1/26/16)
- **MINUTES**
  Season: 26 at Penn State (1/21/16)
  Career: 26 at Penn State (1/21/16)

30 • VITTO BROWN

- **POINTS**
  Season: 21 at Maryland (2/13/16)
  Career: 21 at Maryland (2/13/16)
- **FIELD GOALS**
  Season: 8 at Maryland (2/13/16)
  Career: 8 at Maryland (2/13/16)
- **FIELD GOAL ATTEMPTS**
  Season: 15 (2x) MR vs. Marquette (12/12/15)
  Career: 15 (2x) MR vs. Marquette (12/12/15)
- **3-POINT FIELD GOALS**
  Season: 3 (2x) MR at Maryland (2/13/16)
  Career: 3 (2x) MR at Maryland (2/13/16)
- **3-POINT FIELD GOAL ATTEMPTS**
  Season: 6 (2x) MR at Maryland (2/13/16)
  Career: 6 (2x) MR at Maryland (2/13/16)
- **FREE THROWS**
  Season: 6 (2x) MR vs. Green Bay (12/23/15)
  Career: 6 (3x) MR vs. Green Bay (12/23/15)
- **FREE THROW ATTEMPTS**
  Season: 7 vs. Green Bay (12/23/15)
  Career: 8 vs. Nicholls (12/13/14)
- **REBOUNDS**
  Season: 16 vs. TA&MUCC (12/15/15)
  Career: 16 vs. TA&MUCC (12/15/15)
- **ASSISTS**
  Season: 2 (2x) MR vs. Nebraska (2/10/16)
  Career: 2 (3x) MR vs. Nebraska (2/10/16)
- **BLOCKED SHOTS**
  Season: 3 (2x) MR vs. Green Bay (12/23/15)
  Career: 3 (2x) MR vs. Green Bay (12/23/15)
- **STEALS**
  Season: 2 (2x) MR vs. Marquette (12/12/15)
  Career: 2 (3x) MR vs. Marquette (12/12/15)
- **MINUTES**
  Season: 39 at Syracuse (12/2/15)
  Career: 39 at Syracuse (12/2/15)

Individual Career Statistics

Updated through February 18, 2016

Bax, Jackson

Season	gp-gs	min/avg	Total fg-fga	pct	3-Point fg-fga	pct	F-Throws ft-fta	pct	Rebounds off	def	tot	avg	pf	fo	ast	to	blk	stl	Scoring pts	avg
2015-16	2-0	2/1.0	0-0	.000	0-0	.000	0-0	.000	0	0	0	0.0	0	0	0	0	0	0	0	0.0
TOTAL	2-0	2/1.0	0-0	.000	0-0	.000	0-0	.000	0	0	0	0.0	0	0	0	0	0	0	0	0.0

Brown, Vitto

Season	gp-gs	min/avg	Total fg-fga	pct	3-Point fg-fga	pct	F-Throws ft-fta	pct	Rebounds off	def	tot	avg	pf	fo	ast	to	blk	stl	Scoring pts	avg
2013-14	14-0	44/3.1	3-11	.273	0-0	.000	0-3	.000	0	12	12	0.9	5	0	3	2	0	0	6	0.4
2014-15	34-0	214/6.3	26-59	.441	0-0	.000	10-17	.588	12	31	43	1.3	38	0	7	15	8	8	62	1.8
2015-16	26-25	628/24.2	93-219	.425	17-51	.333	39-51	.765	51	85	136	5.2	62	2	15	28	15	14	242	9.3
TOTAL	74-25	886/12.0	122-289	.422	17-51	.333	49-71	.690	63	128	191	2.6	105	2	25	45	23	22	310	4.2

Decorah, Will

Season	gp-gs	min/avg	Total fg-fga	pct	3-Point fg-fga	pct	F-Throws ft-fta	pct	Rebounds off	def	tot	avg	pf	fo	ast	to	blk	stl	Scoring pts	avg
2015-16	2-0	2/1.0	0-0	.000	0-0	.000	0-0	.000	0	0	0	0.0	1	0	0	1	0	0	0	0.0
TOTAL	2-0	2/1.0	0-0	.000	0-0	.000	0-0	.000	0	0	0	0.0	1	0	0	1	0	0	0	0.0

Happ, Ethan

Season	gp-gs	min/avg	Total fg-fga	pct	3-Point fg-fga	pct	F-Throws ft-fta	pct	Rebounds off	def	tot	avg	pf	fo	ast	to	blk	stl	Scoring pts	avg
2015-16	26-26	714/27.5	118-224	.527	0-0	.000	71-112	.634	64	139	203	7.8	77	0	31	51	24	42	307	11.8
TOTAL	26-26	714/27.5	118-224	.527	0-0	.000	71-112	.634	64	139	203	7.8	77	0	31	51	24	42	307	11.8

Hayes, Nigel

Season	gp-gs	min/avg	Total fg-fga	pct	3-Point fg-fga	pct	F-Throws ft-fta	pct	Rebounds off	def	tot	avg	pf	fo	ast	to	blk	stl	Scoring pts	avg
2013-14	38-0	663/17.4	98-192	.510	0-0	.000	96-164	.585	34	72	106	2.8	99	1	36	45	20	32	292	7.7
2014-15	40-40	1318/33.0	166-334	.497	40-101	.396	125-168	.744	85	162	247	6.2	76	1	79	51	16	34	497	12.4
2015-16	26-26	939/36.1	127-329	.386	29-93	.312	150-204	.735	56	97	153	5.9	51	0	85	59	11	27	433	16.7
TOTAL	104-66	2920/28.1	391-855	.457	69-194	.356	371-536	.692	175	331	506	4.9	226	2	200	155	47	93	1222	11.8

Hill, Jordan

Season	gp-gs	min/avg	Total fg-fga	pct	3-Point fg-fga	pct	F-Throws ft-fta	pct	Rebounds off	def	tot	avg	pf	fo	ast	to	blk	stl	Scoring pts	avg
2013-14	11-0	25/2.3	1-7	.143	1-4	.250	4-7	.571	1	2	3	0.3	5	0	1	2	0	0	7	0.6
2015-16	21-1	316/15.0	23-59	.390	14-37	.378	4-6	.667	8	20	28	1.3	23	0	17	15	1	5	64	3.0
TOTAL	32-1	341/10.7	24-66	.364	15-41	.366	8-13	.615	9	22	31	1.0	28	0	18	17	1	5	71	2.2

Illikainen, Alex

Season	gp-gs	min/avg	Total fg-fga	pct	3-Point fg-fga	pct	F-Throws ft-fta	pct	Rebounds off	def	tot	avg	pf	fo	ast	to	blk	stl	Scoring pts	avg
2015-16	24-0	273/11.4	24-53	.453	9-23	.391	10-15	.667	15	27	42	1.8	25	0	13	10	1	6	67	2.8
TOTAL	24-0	273/11.4	24-53	.453	9-23	.391	10-15	.667	15	27	42	1.8	25	0	13	10	1	6	67	2.8

Iverson, Khalil

Season	gp-gs	min/avg	Total fg-fga	pct	3-Point fg-fga	pct	F-Throws ft-fta	pct	Rebounds off	def	tot	avg	pf	fo	ast	to	blk	stl	Scoring pts	avg
2015-16	25-0	344/13.8	24-52	.462	2-8	.250	17-29	.586	22	30	52	2.1	21	0	12	25	11	9	67	2.7
TOTAL	25-0	344/13.8	24-52	.462	2-8	.250	17-29	.586	22	30	52	2.1	21	0	12	25	11	9	67	2.7

Individual Career Statistics

Updated through February 18, 2016

Koenig, Bronson

			Total		3-Point		F-Throws		Rebounds										Scoring	
Season	gp-gs	min/avg	fg-fga	pct	fg-fga	pct	ft-fta	pct	off	def	tot	avg	pf	fo	ast	to	blk	stl	pts	avg
2013-14	37-0	572/15.5	51-115	.443	22-67	.328	6-8	.750	18	28	46	1.2	50	0	41	18	3	11	130	3.5
2014-15	40-24	1152/28.8	115-278	.414	62-153	.405	56-69	.812	19	51	70	1.8	64	2	98	33	8	9	348	8.7
2015-16	26-26	896/34.5	116-292	.397	62-157	.395	54-70	.771	10	57	67	2.6	61	2	59	43	6	8	348	13.4
TOTAL	103-50	2620/25.4	282-685	.412	146-377	.387	116-147	.789	47	136	183	1.8	175	4	198	94	17	28	826	8.0

Moesch, Aaron

			Total		3-Point		F-Throws		Rebounds										Scoring	
Season	gp-gs	min/avg	fg-fga	pct	fg-fga	pct	ft-fta	pct	off	def	tot	avg	pf	fo	ast	to	blk	stl	pts	avg
2014-15	14-0	28/2.0	2-7	.286	0-1	.000	0-2	.000	2	4	6	0.4	4	0	3	2	1	0	4	0.3
2015-16	13-0	44/3.4	1-2	.500	0-0	.000	2-2	1.000	2	3	5	0.4	4	0	1	1	0	2	4	0.3
TOTAL	27-0	72/2.7	3-9	.333	0-1	.000	2-4	.500	4	7	11	0.4	8	0	4	3	1	2	8	0.3

Pritzl, Brevin

			Total		3-Point		F-Throws		Rebounds										Scoring	
Season	gp-gs	min/avg	fg-fga	pct	fg-fga	pct	ft-fta	pct	off	def	tot	avg	pf	fo	ast	to	blk	stl	pts	avg
2015-16	1-0	4/4.0	0-0	.000	0-0	.000	0-0	.000	0	0	0	0.0	0	0	0	1	0	0	0	0.0
TOTAL	1-0	4/4.0	0-0	.000	0-0	.000	0-0	.000	0	0	0	0.0	0	0	0	1	0	0	0	0.0

Schlundt, T.J.

			Total		3-Point		F-Throws		Rebounds										Scoring	
Season	gp-gs	min/avg	fg-fga	pct	fg-fga	pct	ft-fta	pct	off	def	tot	avg	pf	fo	ast	to	blk	stl	pts	avg
2015-16	3-0	3/1.0	0-0	.000	0-0	.000	0-0	.000	0	0	0	0.0	0	0	1	0	0	0	0	0.0
TOTAL	3-0	3/1.0	0-0	.000	0-0	.000	0-0	.000	0	0	0	0.0	0	0	1	0	0	0	0	0.0

Showalter, Zak

			Total		3-Point		F-Throws		Rebounds										Scoring	
Season	gp-gs	min/avg	fg-fga	pct	fg-fga	pct	ft-fta	pct	off	def	tot	avg	pf	fo	ast	to	blk	stl	pts	avg
2012-13	22-0	147/6.7	11-29	.379	2-10	.200	13-19	.684	13	10	23	1.0	18	0	12	8	1	7	37	1.7
2014-15	35-0	266/7.6	23-53	.434	2-14	.143	24-27	.889	18	27	45	1.3	38	0	16	5	4	10	72	2.1
2015-16	26-26	821/31.6	67-141	.475	28-75	.373	39-48	.813	21	81	102	3.9	79	4	57	35	7	28	201	7.7
TOTAL	83-26	1234/14.9	101-223	.453	32-99	.323	76-94	.809	52	118	170	2.0	135	4	85	48	12	45	310	3.7

Smith, Jordan

			Total		3-Point		F-Throws		Rebounds										Scoring	
Season	gp-gs	min/avg	fg-fga	pct	fg-fga	pct	ft-fta	pct	off	def	tot	avg	pf	fo	ast	to	blk	stl	pts	avg
2011-12	7-0	12/1.7	2-3	.667	1-1	1.000	0-0	.000	0	2	2	0.3	0	0	0	0	0	0	5	0.7
2012-13	10-0	21/2.1	3-10	.300	1-7	.143	0-0	.000	2	2	4	0.4	2	0	1	0	0	0	7	0.7
2014-15	14-0	35/2.5	0-9	.000	0-5	.000	0-0	.000	1	1	2	0.1	3	0	0	0	0	0	0	0.0
2015-16	6-0	7/1.2	1-1	1.000	0-0	.000	0-1	.000	1	0	1	0.2	0	0	0	1	0	0	2	0.3
TOTAL	37-0	75/2.0	6-23	.261	2-13	.154	0-1	.000	4	5	9	0.2	5	0	1	1	0	0	14	0.4

Thomas, Charlie

			Total		3-Point		F-Throws		Rebounds										Scoring	
Season	gp-gs	min/avg	fg-fga	pct	fg-fga	pct	ft-fta	pct	off	def	tot	avg	pf	fo	ast	to	blk	stl	pts	avg
2015-16	23-0	251/10.9	23-64	.359	3-11	.273	14-30	.467	17	33	50	2.2	30	0	3	5	8	5	63	2.7
TOTAL	23-0	251/10.9	23-64	.359	3-11	.273	14-30	.467	17	33	50	2.2	30	0	3	5	8	5	63	2.7

Team Superlatives

WISCONSIN	HIGH		LOW	
Points	92	SIENA (11/15/15)	48	at Oklahoma (11/29/15)
First-Half Points	48	GREEN BAY (12/23/15)	19	at Oklahoma (11/29/15)
Second-Half Points	49	SIENA (11/15/15)	23	WESTERN ILLINOIS (11/13/15)
Field Goals Made	31	2x; MR RUTGERS (1/2/16)	16	at Oklahoma (11/29/15)
Field Goal Attempts	68	at Oklahoma (11/29/15)	43	NEBRASKA (2/10/16)
Field Goal Percentage	.585 (31-53)	SIENA (11/15/15)	.235 (16-68)	at Oklahoma (11/29/15)
3-Point Field Goals Made	13	OHIO STATE (2/4/16)	2	at Illinois (1/31/16)
3-Point Field Goal Attempts	33	at Oklahoma (11/29/15)	10	3x; MR at Penn State (1/21/16)
3-Point Field Goal Percentage (min. 10 att.)	.611 (11-18)	NEBRASKA (2/10/16)	.143 (2-14)	at Illinois (1/31/16)
Free Throws Made	29	MICHIGAN STATE (1/17/16)	1	MARQUETTE (12/12/15)
Free Throw Attempts	37	INDIANA (1/26/16)	4	MARQUETTE (12/12/15)
Free Throw Percentage (min. 12 att.)	.917 (11-12)	at Syracuse (12/2/15)	.581 (18-31)	TA&MUCC (12/15/15)
Offensive Rebounds	21	2x; MR at Oklahoma (11/29/15)	7	3x; MR NEBRASKA (2/10/16)
Defensive Rebounds	35	at Syracuse (12/2/15)	17	3x; MR at Michigan State (2/18/16)
Total Rebounds	51	at Syracuse (12/2/15)	25	2x; MR MICHIGAN STATE (1/17/16)
Assists	19	at Northwestern (1/12/16)	5	INDIANA (1/26/16)
Blocked Shots	7	2x; MR at Syracuse (12/2/15)	1	5x; MR OHIO STATE (2/4/16)
Steals	9	4x; MR INDIANA (1/26/16)	2	3x; MR MILWAUKEE (12/9/15)
Turnovers	26	GREEN BAY (12/23/15)	4	WESTERN ILLINOIS (11/13/15)
Fouls	23	SIENA (11/15/15)	10	at Michigan State (2/18/16)

OPPONENTS	HIGH		LOW	
Points	79	2x; MR INDIANA (1/26/16)	49	TA&MUCC (12/15/15)
First-Half Points	43	vs. VCU (11/22/15)	18	at Penn State (1/21/16)
Second-Half Points	52	GREEN BAY (12/23/15)	26	RUTGERS (1/2/16)
Field Goals Made	28	2x; MR INDIANA (1/26/16)	17	at Penn State (1/21/16)
Field Goal Attempts	71	GREEN BAY (12/23/15)	43	at Indiana (1/5/16)
Field Goal Percentage	.540 (27-50)	WESTERN ILLINOIS (11/13/15)	.328 (19-58)	TA&MUCC (12/15/15)
3-Point Field Goals Made	9	2x; MR GREEN BAY (12/23/15)	3	2x; MR MARQUETTE (12/12/15)
3-Point Field Goal Attempts	27	MILWAUKEE (12/9/15)	5	MARQUETTE (12/12/15)
3-Point Field Goal Percentage	.778 (7-9)	WESTERN ILLINOIS (11/13/15)	.188 (3-16)	SIENA (11/15/15)
Free Throws Made	22	2x; MR at Northwestern (1/12/16)	6	2x; MR RUTGERS (1/2/16)
Free Throw Attempts	34	at Northwestern (1/12/16)	6	RUTGERS (1/2/16)
Free Throw Percentage (min. 12 att.)	.889 (16-18)	INDIANA (1/26/16)	.429 (6-14)	MARQUETTE (12/12/15)
Offensive Rebounds	16	GREEN BAY (12/23/15)	4	2x; MR at Indiana (1/5/16)
Defensive Rebounds	32	at Oklahoma (11/29/15)	15	SIENA (11/15/15)
Total Rebounds	44	at Oklahoma (11/29/15)	25	3x; MR at Illinois (1/31/16)
Assists	20	at Michigan State (2/18/16)	5	TA&MUCC (12/15/15)
Blocked Shots	9	at Maryland (2/13/16)	0	at Illinois (1/31/16)
Steals	18	GREEN BAY (12/23/15)	0	WESTERN ILLINOIS (11/13/15)
Turnovers	19	3x; MR INDIANA (1/26/16)	5	at Oklahoma (11/29/15)
Fouls	31	INDIANA (1/26/16)	11	PURDUE (12/29/15)

MISCELLANEOUS	HIGH	2nd-LARGEST
UW's Largest Deficit Overcome in Win	8 - (18-10 ,10:22 1H) at Illinois (1/31/16)	7 - (14-7, 13:32 1H) at Maryland (2/13/16)
UW's Largest Deficit Overcome in Win (2nd Half)	6 - 3x; MR (52-46, 14:13 2H) MICHIGAN STATE (1/17/16)	3 (47-44, 11:58 2H) INDIANA (1/26/16)
UW's Largest Lead Surrendered in Loss	15 (30-15, 7:38 1H) MILWAUKEE (12/9/15)	9 (22-13, 7:58 1H) at Indiana (1/5/16)
UW's Largest Lead Surrendered in Loss (2nd Half)	11 (40-29, 19:44 2H) MILWAUKEE (12/9/15)	7 (44-37, 18:43 2H) WESTERN ILLINOIS (11/13/15)
UW's Largest Halftime Lead	21 GREEN BAY (12/23/15)	15 SIENA (11/15/15)
UW's Largest Halftime Deficit	15 - 2x; MR at Maryland (2/13/16)	9 at Michigan State (2/18/16)
UW's Largest Lead	33 (78-45, 7:00 2H) SIENA (11/15/15)	30 (68-38, 13:01 2H) GREEN BAY (12/23/15)
UW's Largest Deficit	22 (63-41, 2:40 2H) at Oklahoma (11/29/15)	14 (2x); MR (46-32, 11:33 2H) MARQUETTE (12/12/15)

Individual Superlatives

WISCONSIN	HIGH		2nd-HIGHEST	
Points	32	Nigel Hayes (MILWAUKEE - 12/9/15)	31	Nigel Hayes (INDIANA - 1/26/16)
Field Goals Made	10	Ethan Happ (INDIANA - 1/26/16)	9	2x; MR Nigel Hayes (MILWAUKEE - 12/9/15)
Field Goal Attempts	18	3x; MR Nigel Hayes (MARQUETTE - 12/12/15)	17	2x; MR Nigel Hayes (at Oklahoma - 11/29/15)
Field Goal Pct. (min. 7 made)	1.000 (8-8)	Zak Showalter (RUTGERS - 1/2/16)	.875 (7-8)	2x; MR Ethan Happ (RUTGERS - 1/2/16)
3-Point Field Goals Made	4	3x; MR Nigel Hayes (at Maryland - 2/13/16)	3	16x; MR Bronson Koenig (at Michigan State - 2/18/16)
3-Point Field Goal Attempts	14	Bronson Koenig (at Oklahoma - 11/29/15)	9	Bronson Koenig (at Maryland - 2/13/16)
3-Point FG Pct. (min. 3 made)	1.000	2x; MR Vitto Brown (3-3 3FG) (NEBRASKA - 2/10/16)	.800 (4-5)	Nigel Hayes (at Maryland - 2/13/16)
Free Throws Made	17	Nigel Hayes (INDIANA - 1/26/16)	12	Nigel Hayes (MILWAUKEE - 12/9/15)
Free Throw Attempts	22	Nigel Hayes (INDIANA - 1/26/16)	19	Nigel Hayes (MILWAUKEE - 12/9/15)
Free Throw Pct. (min. 6 made)	1.000 (9-9)	4x; MR Nigel Hayes (GREEN BAY - 12/23/15)	.900 (9-10)	Nigel Hayes (MICHIGAN STATE - 1/17/16)
Total Rebounds	16	Vitto Brown (TA&MUCC - 12/15/15)	15	2x; MR Ethan Happ (MILWAUKEE - 12/9/15)
Assists	7	3x; MR Zak Showalter (at Northwestern - 1/12/16)	6	5x; MR Nigel Hayes (at Northwestern - 1/12/16)
Blocked Shots	3	6x; MR Vitto Brown (GREEN BAY - 12/23/15)	2	9x; MR Khalil Iverson (at Michigan State - 2/18/16)
Steals	4	2x; MR Ethan Happ (at Maryland - 2/13/16)	3	7x; MR Ethan Happ (at Northwestern - 1/12/16)
Turnovers	8	Bronson Koenig (GREEN BAY - 12/23/15)	6	Nigel Hayes (TA&MUCC - 12/15/15)
Fouls	5	8x; MR Bronson Koenig (at Illinois - 1/31/16)	4	23x; MR Happ, Showalter (at Maryland - 2/13/16)

OPPONENTS	HIGH		2nd-HIGHEST	
Points	30	Yogi Ferrell (INDIANA - 1/26/16)	28	2x; MR Bryant McIntosh (at Northwestern - 1/12/16)
Field Goals Made	12	Yogi Ferrell (INDIANA - 1/26/16)	11	2x; MR JaQuan Lyle (OHIO STATE - 2/4/16)
Field Goal Attempts	22	Carrington Love (GREEN BAY - 12/23/15)	20	Yogi Ferrell (INDIANA - 1/26/16)
Field Goal Pct. (min. 6 made)	.777 (7-9)	Ryan Spangler (at Oklahoma - 11/29/15)	.643 (9-14)	A.J. Hammons (PURDUE - 11/29/15)
3-Point Field Goals Made	6	Geno Crandall (NORTH DAKOTA - 11/17/15)	5	2x; MR Yogi Ferrell (INDIANA - 1/26/16)
3-Point Field Goal Attempts	12	Austin Arians (MILWAUKEE - 12/9/15)	11	Carrington Love (GREEN BAY - 12/23/15)
3-Point FG Pct. (min. 3 made)	1.000	3x; MR O.G. Anunoby (3-3 3FG, at Indiana - 1/5/16)	.833 (5-6)	Yogi Ferrell (INDIANA - 1/26/16)
Free Throws Made	9	Malcolm Hill (at Illinois - 1/31/16)	8	3x; MR Melo Trimble (at Maryland - 2/13/16)
Free Throw Attempts	11	Lavon Long (SIENA - 11/15/15)	10	3x; MR Melo Trimble (at Maryland - 2/13/16)
Free Throw Pct. (min. 8 att.)	1.000 (8-8)	Jordan Johnson (MILWAUKEE - 12/9/15)	.900 (9-10)	Malcolm Hill (at Illinois - 1/31/16)
Total Rebounds	14	Ryan Spangler (at Oklahoma - 11/29/15)	13	Matt Costello (MICHIGAN STATE - 1/17/16)
Assists	10	Denzel Valentine (at Michigan State - 2/18/16)	6	Melo Trimble (at Maryland - 2/13/16)
Blocked Shots	4	2x; MR Diamond Stone (at Maryland - 2/13/16)	3	4x; MR Deyonta Davis (at Michigan State - 2/18/16)
Steals	5	Michael Gbinije (at Syracuse - 12/2/15)	4	3x; MR Love, Small (GREEN BAY - 12/23/15)
Turnovers	5	6x; MR Melo Trimble (at Maryland - 2/13/16)	4	13x; MR Denzel Valentine (at Michigan State - 2/18/16)
Fouls	5	13x; MR Three Hoosiers (INDIANA - 1/26/16)	4	42x; MR Clark Jr., Davis (at Michigan State - 2/18/16)

The Last Time Wisconsin...

Wisconsin Team

UW ranked No. 1 in AP Top 25: (2/19/07)
UW ranked in AP Top 25: No. 17 (11/2/15)
UW ranked in ESPN/USA Today Coaches Poll: No. 17 (11/2/15)
Played AP No. 1-ranked opponent: Win vs. Kentucky, 71-64 (4/4/15)
Defeated AP No. 1-ranked opponent: Kentucky, 71-64 (4/4/15)
Played AP No. 2-ranked opponent: Win at Maryland, 70-57 (2/13/16)
Defeated opponent ranked 3-10 by AP: No. 4 Michigan State, 77-76 (1/17/16)
Defeated opponent ranked 11-25 by AP: No. 19 Indiana, 82-79 (OT) (12/26/16)
Defeated AP Top 25 opponent on the road: No. 2 Maryland, 70-57 (2/13/16)

Scoring

Scored 20 or more points: Vitto Brown (21) at Maryland (2/13/16)
Scored 30 or more points: 31, Nigel Hayes vs. Indiana (1/26/16)
Scored 40 or more points: 43, Frank Kaminsky vs. North Dakota (11/19/13)
Two or more Badgers scored 30 points, same game: Joe Franklin (31) and Chuck Nagle (30) vs. Purdue (3/2/68) — only other time this happened in school history was Jack Brens (31) and Ken Siebel (31) vs. Utah (12/28/62)
Two or more Badgers scored 20 points, same game: Nigel Hayes (31), Ethan Happ (25) vs. Indiana (1/26/16)
Three or more Badgers scored 20 points, same game: Jon Leuer (24), Josh Gasser (21), Jordan Taylor (20), vs. PVAMU (11/14/10)
Scored 20 or more points in one half: Frank Kaminsky (22 in 2nd) vs. North Dakota (11/19/13)
Scored 20 points/two straight games: Nigel Hayes (21 vs. Ohio State, 2/4/16; 20 vs. Nebraska (2/10/16)
Scored 20 points/three straight games: Frank Kaminsky (29 vs. Arizona, 3/28/15; 20 vs. Kentucky, 4/4/15; 21 vs. Duke, 4/6/15)
Scored 20 points/four straight games: Jordan Taylor (28 vs. Indiana, 1/20/11; 22 vs. Illinois, 1/15/11; 21 at Michigan State, 1/11/11; 20 vs. Michigan, 1/5/11)
Scored 30 points/two straight games: Michael Finley (30 at Michigan, 1/29/94; 32 vs. Michigan State, 2/2/94)
No Badger scored in double figures: vs. Marquette (12/8/12)
One Badger scored in double figures: Nigel Hayes (20) at Oklahoma (11/29/15)
Four players scored in double figures: Vitto Brown (21), Bronson Koenig (16), Nigel Hayes (14), Zak Showalter (11) at Maryland (2/13/16)
Five players scored in double figures: Happ (17), Koenig (17), Brown (12), Hayes (11), Showalter (10) vs. North Dakota (11/17/15)
Six players scored in double figures: Bronson Koenig (16), Zak Showalter (14), Ethan Happ (12), Charlie Thomas (12), Vitto Brown (11), Nigel Hayes (10) vs. Prairie View A&M (11/25/15)
UW Scored 70 or more points: 70 at Maryland (2/13/16)
UW Scored 80 or more points: 82 vs. Indiana (1/26/16)
UW Scored 90 or more points: 92 vs. Siena (11/15/15)
UW Scored 100 or more points: 103 vs. North Dakota (11/19/13)

Field Goal Shooting

Shot 90 percent or better (min. 10 att.): .900 (9-10), Carlton McGee vs. Michigan (2/26/92)
UW shot 50 percent or better: .512, vs. Nebraska (2/10/16)
UW shot 60 percent or better: .604, vs. Indiana (2/3/15)
UW shot 70 percent or better: .744, vs. Army (12/30/79)
UW made 30 or more field goals: 31, vs. Rutgers (1/2/16)
UW made 40 or more field goals: 42, vs. Iowa (3/9/94)
UW made 50 or more field goals: Has not happened
UW attempted 60 or more field goals: 62, vs. Maryland (1/9/16)
UW attempted 70 or more field goals: 71, vs. Iowa (2/6/13)
UW attempted 80 or more field goals: 83, vs. Northwestern (1/28/95)
UW attempted 100 or more field goals: 102, vs. S. Dakota (12/9/72)

3-Point Field Goal Shooting

Made 5 or more 3-point field goals: 5, Sam Dekker vs. Arizona (3/28/15)
UW shot 40 percent or better (min. 8 att.): .462, at Maryland (2/13/16)
UW shot 50 percent or better (min. 8 att.): .545, vs. Temple (12/5/15)
UW shot 60 percent or better (min. 8 att.): .611, vs. Nebraska (2/10/16)
UW shot 70 percent or better (min. 8 att.): .727, at Indiana (2/25/10)
UW shot 80 percent or better (min. 8 att.): .889, vs. North Dakota St. (12/10/86)
UW shot 90 percent or better (min. 8 att.): .900, at Illinois (1/25/97)
UW made 10 or more 3-point field goals: 12, at Maryland (2/13/16)
UW made 15 or more 3-point field goals: 16, vs. Presbyterian (11/20/12)
UW attempted 20 or more 3-point field goals: 20, at Michigan State (2/18/16)
UW attempted 30 or more 3-point field goals: 33, at Oklahoma (11/29/15)
UW attempted 40 or more 3-point field goals: 40, vs. Temple (12/3/01)

Double-Double / Triple-Double

Had a triple-double: Josh Gasser (10 pts., 12 reb., 10 ast.) at Northwestern (1/23/11)
Had a double-double (Pts./Ast.): Jordan Taylor (15 pts., 10 ast.) vs. Green Bay (12/7/11)
Had a double-double (Pts./Reb.): Ethan Happ (20 pts., 11 reb.) at Penn State (1/21/16)
Two with double-double: Happ (18 pts., 15 reb.) and Hayes (15 pts., 12 reb.) at Syracuse (12/2/15)

Free Throw Shooting

Perfect at the FT line (min. 10 att.): 12-12, Nigel Hayes vs. Michigan State (3/15/15)
UW shot 80 percent or better (min. 12 att.): .850, at Illinois (1/31/16)
UW shot 90 percent or better (min. 12 att.): .917, at Syracuse (12/2/15)
UW shot 100 percent (min. 12 att.): 14-14, at Michigan State (2/16/12)
UW made 20 or more free throws: 28, vs. Indiana (1/26/16)
UW made 30 or more free throws: 30, vs. Minnesota (2/13/14)
UW made 40 or more free throws: 40, vs. Minnesota (1/12/53)
UW attempted 30 or more free throws: 37, vs. Indiana (1/26/16)
UW attempted 40 or more free throws: 42, at Illinois (2/3/13)
UW attempted 50 or more free throws: 50, at Indiana (2/12/62)
UW attempted 60 or more free throws: 61, at Michigan (2/21/53)

Rebounds

Had 10 or more rebounds: 10, Ethan Happ at Maryland (2/13/16)
Had 15 or more rebounds: 16, Vitto Brown vs. TA&MUCC (12/15/15)
Had 20 or more rebounds: 25, Joe Chrnelich vs. St. Mary's (12/2/76)
Had 30 or more rebounds: 30, Paul Morrow vs. Purdue (1/3/53)
Had 10 or more reb. in consecutive games: Nigel Hayes: 11, 12, 12 (11/29/15 - 12/2/15 - 12/5/15)
UW had 40 or more rebounds: 40, at Maryland (2/13/16)
UW had 50 or more rebounds: 51, at Syracuse (12/2/15)

Assists

Had 10 or more assists: 10, Jordan Taylor vs. Green Bay (12/7/11)
Had 15 or more assists: Has not happened
UW had 20 or more assists: 23, at Northwestern (1/4/15)
UW had 30 or more assists: 30, vs. Iowa (3/9/94)

Blocked Shots

Had 5 or more blocked shots: 6, Frank Kaminsky vs. Buffalo (12/28/14)
Had 10 or more blocked shots: Has not happened
UW had 10 or more blocked shots: 10, vs. Indiana (3/16/13)
UW had 15 or more blocked shots: Has not happened

Steals

Had 5 or more steals: 5, Ben Brust vs. Northwestern (1/29/14)
Had 10 or more steals: 10, Mike Kelley vs. Texas (12/7/99)
UW had 10 or more steals: 10, vs. Nicholls (12/13/14)
UW had 15 or more steals: 16, (2x) MR vs. California (12/2/12)

Turnovers

UW had 1 or fewer turnovers: 1, vs. Iowa (1/20/15)
UW had 5 or fewer turnovers: 4, vs. Western Illinois (11/13/15)
Opponent committed 15 or more turnovers: 19, vs. Indiana (1/26/16)
Opponent committed 20 or more turnovers: 21, vs. Nicholls (12/13/14)

Overtime

Won a game in overtime: vs. Indiana, (82-79), 12/26/15
Lost a game in overtime: at Minnesota (53-58), 2/14/13
Played a 2-overtime game: vs. Iowa (74-70), 2/6/13
Played a 3-overtime game: vs. Indiana (85-86), 2/16/87
Played in consecutive OT games: (3) vs. Iowa (2/6/13), vs. Mich. (2/9/13), at Minn. (2/14/13)

Miscellaneous

Hit a buzzer beater: at Indiana, 1/5/16 (Nigel Hayes nails 3-pointer just inside halfcourt, UW lost 59-58)
Won after trailing by at least 10 pts in second half: 11 vs. Michigan State, 3/15/15 (down 57-46, 7:45 remaining - won 80-69 in OT)
Won after trailing by at least 15 pts in second half: 15 vs. Ohio State, 2/12/11 (down 47-32, 13:21 remaining - won 71-67)
UW scored 10 straight points or more: 17-0 (13:32 to 5:26 1H), at Maryland (2/13/16)
UW scored 15 straight points or more: 17-0 (13:32 to 5:26 1H), at Maryland (2/13/16)
UW held opponent scoreless for 5:00 or longer: 8:06 (13:32 to 5:26 1H), at Maryland (2/13/16)
UW held opponent scoreless for 8:00 or longer: 8:06 (13:32 to 5:26 1H), at Maryland (2/13/16)

2015-16 Season Statistics

Updated through February 18, 2016

Overall record: 16-10 Conf: 8-5 Home: 11-5 Away: 4-4 Neutral: 1-1

					Total		3-Point		F-Throw		Rebounds											
##	Player	gp-gs	min	avg	fg-fga	fg%	3fg-fga	3fg%	ft-fta	ft%	off	def	tot	avg	pf	dq	a	to	blk	stl	pts	avg
10	Hayes, Nigel	26-26	939	36.1	127-329	.386	29-93	.312	150-204	.735	56	97	153	5.9	51	0	85	59	11	27	433	16.7
24	Koenig, Bronson	26-26	896	34.5	116-292	.397	62-157	.395	54-70	.771	10	57	67	2.6	61	2	59	43	6	8	348	13.4
22	Happ, Ethan	26-26	714	27.5	118-224	.527	0-0	.000	71-112	.634	64	139	203	7.8	77	0	31	51	24	42	307	11.8
30	Brown, Vitto	26-25	628	24.2	93-219	.425	17-51	.333	39-51	.765	51	85	136	5.2	62	2	15	28	15	14	242	9.3
03	Showalter, Zak	26-26	821	31.6	67-141	.475	28-75	.373	39-48	.813	21	81	102	3.9	79	4	57	35	7	28	201	7.7
11	Hill, Jordan	21-1	316	15.0	23-59	.390	14-37	.378	4-6	.667	8	20	28	1.3	23	0	17	15	1	5	64	3.0
25	Illikainen, Alex	24-0	273	11.4	24-53	.453	9-23	.391	10-15	.667	15	27	42	1.8	25	0	13	10	1	6	67	2.8
15	Thomas, Charlie	23-0	251	10.9	23-64	.359	3-11	.273	14-30	.467	17	33	50	2.2	30	0	3	5	8	5	63	2.7
21	Iverson, Khalil	25-0	344	13.8	24-52	.462	2-8	.250	17-29	.586	22	30	52	2.1	21	0	12	25	11	9	67	2.7
35	Dearring, Riley	3-0	6	2.0	0-2	.000	0-2	.000	2-2	1.000	0	2	2	0.7	2	0	0	2	0	0	2	0.7
02	Smith, Jordan	6-0	7	1.2	1-1	1.000	0-0	.000	0-1	.000	1	0	1	0.2	0	0	0	1	0	0	2	0.3
05	Moesch, Aaron	13-0	44	3.4	1-2	.500	0-0	.000	2-2	1.000	2	3	5	0.4	4	0	1	1	0	2	4	0.3
20	Schlundt, T.J.	3-0	3	1.0	0-0	.000	0-0	.000	0-0	.000	0	0	0	0.0	0	0	1	0	0	0	0	0.0
00	Decorah, Will	2-0	2	1.0	0-0	.000	0-0	.000	0-0	.000	0	0	0	0.0	1	0	0	1	0	0	0	0.0
13	Bax, Jackson	2-0	2	1.0	0-0	.000	0-0	.000	0-0	.000	0	0	0	0.0	0	0	0	0	0	0	0	0.0
01	Pritzl, Brevin	1-0	4	4.0	0-0	.000	0-0	.000	0-0	.000	0	0	0	0.0	0	0	0	1	0	0	0	0.0
	Team										50	43	93		1			15				
	Total.....	26	5250		617-1438	.429	164-457	.359	402-570	.705	317	617	934	35.9	437	8	294	292	84	146	1800	69.2
	Opponents.....	26	5250		601-1402	.429	155-402	.386	323-460	.702	240	578	818	31.5	539	-	271	315	89	137	1680	64.6

TEAM STATISTICS	WIS	OPP
SCORING	1800	1680
Points per game	69.2	64.6
Scoring margin	+4.6	-
FIELD GOALS-ATT	617-1438	601-1402
Field goal pct	.429	.429
3 POINT FG-ATT	164-457	155-402
3-point FG pct	.359	.386
3-pt FG made per game	6.3	6.0
FREE THROWS-ATT	402-570	323-460
Free throw pct	.705	.702
F-Throws made per game	15.5	12.4
REBOUNDS	934	818
Rebounds per game	35.9	31.5
Rebounding margin	+4.5	-
ASSISTS	294	271
Assists per game	11.3	10.4
TURNOVERS	292	315
Turnovers per game	11.2	12.1
Turnover margin	+0.9	-
Assist/turnover ratio	1.0	0.9
STEALS	146	137
Steals per game	5.6	5.3
BLOCKS	84	89
Blocks per game	3.2	3.4
ATTENDANCE	276592	141736
Home games-Avg/Game	16-17287	8-13276
Neutral site-Avg/Game	-	2-17762

Score by Periods	1st	2nd	OT	Totals
Wisconsin	858	918	24	1800
Opponents	749	918	13	1680

	Date	Opponent		Score	Att.
	11/13/15	WESTERN ILLINOIS	L	67-69	17287
	11/15/15	SIENA	W	92-65	17287
	11/17/15	NORTH DAKOTA	W	78-64	17287
	11/20/15	vs Georgetown	L	61-71	18238
	11/22/15	vs VCU	W	74-73	17287
	11/25/15	PRAIRIE VIEW A&M	W	85-67	17287
	11/29/15	at Oklahoma	L	48-65	8988
	12/02/15	at Syracuse	Wot	66-58	22360
	12/05/15	TEMPLE	W	76-60	17287
	12/09/15	MILWAUKEE	L	67-68	17287
	12/12/15	MARQUETTE	L	55-57	17287
	12/15/15	TEXAS A&M-CORPUS CHR	W	64-49	17287
	12/23/15	GREEN BAY	W	84-79	17287
*	12/29/15	PURDUE	L	55-61	17287
*	01/02/16	RUTGERS	W	79-57	17287
*	01/05/16	at Indiana	L	58-59	14098
*	01/09/16	MARYLAND	L	60-63	17287
*	01/12/16	at Northwestern	L	65-70	7264
*	01/17/16	MICHIGAN STATE	W	77-76	17287
*	01/21/16	at Penn State	W	66-60	7145
*	01/26/16	INDIANA	Wot	82-79	17287
*	01/31/16	at Illinois	W	63-55	13609
*	02/04/16	OHIO STATE	W	79-68	17287
*	02/10/16	NEBRASKA	W	72-61	17287
*	2/13/16	at Maryland	W	70-57	17950
*	2/18/16	at Michigan State	L	57-69	14797

* = Conference game