

OKLAHOMA SOONERS (5-1)

Head Coach: Lon Kruger
Record at OU: 116-58 (6th Year)



VS.



NO. 17/17 WISCONSIN BADGERS (6-2)

Head Coach: Greg Gard
Record at UW: 21-10 (2nd season)

Saturday, Dec. 3, 2016 ■ Noon CT ■ Madison, Wis. ■ Kohl Center (17,287) ■ TV: Big Ten Network ■ Radio: KOKC 1520 AM (OKC) & KTBZ 1430 AM (Tulsa)

OKLAHOMA SCHEDULE/RESULTS

N8	WASHBURN [EXH.]	W, 84-64
N13	NORTHWESTERN STATE	W, 97-61
N17	vs. Tulane#	W, 89-70
N18	vs. Northern Iowa#	L, 67-73 (OT)
N20	vs. Clemson#	W, 70-64
N25	ABILINE CHRISTIAN	W, 72-64
N29	NORTHERN COLORADO	W, 87-66
D3	at Wisconsin	12 p.m. Big Ten Net
D7	ORAL ROBERTS	7 p.m. FSOX
D10	vs. Wichita State\$	3 p.m. ESPN2
D17	MEMPHIS	11:30 a.m. CBS
D21	vs. Auburn!	7:30 p.m. CBS Sports Net
D30	BAYLOR	6 p.m. ESPN2
J3	at TCU	8 p.m. ESPNU
J7	at Kansas State	2 p.m. ESPNEWS
J10	KANSAS	8 p.m. ESPN2
J14	TEXAS TECH	7:30 p.m. ESPNU
J18	at West Virginia	6 p.m. ESPN2
J21	IOWA STATE	1 p.m. ESPN/2
J23	at Texas	8 p.m. ESPN
J28	FLORIDA%	1 p.m. ESPN
J30	OKLAHOMA STATE	8 p.m. ESPN
F4	at Texas Tech	6 p.m. ESPNU
F8	WEST VIRGINIA	8 p.m. ESPN2
F11	at Iowa State	5 p.m. ESPN2
F14	TEXAS	8 p.m. ESPN2
F18	at Oklahoma State	7 p.m. ESPNU
F21	at Baylor	6 p.m. ESPN2
F25	KANSAS STATE	5 p.m. ESPN
F27	at Kansas	8 p.m. ESPN
M4	TCU	2 p.m. ESPNEWS
M8-11	Big 12 Championship ^	TBD TBD

All times Central and subject to change

- # Tire Pros Invitational (Orlando, Fla.)
- \$ All-College Basketball Classic (Oklahoma City)
- ! Birthday of Basketball (Uncasville, Conn.)
- % Big 12/SEC Challenge
- ^ Kansas City, Mo.

GETTING SOCIAL WITH THE #SOONERS

Twitter/Instagram.....@OU_MBBall
Facebook.....OU Mens Basketball
Snapchat.....OU_MBBall

OU ATHLETICS COMMUNICATIONS

Associate Director/MBB Contact.....Ben Coldagelli
Email.....bcoldagelli@ou.edu
Cell.....405-246-5663
Office:.....405-325-7014

OKLAHOMA PROBABLE STARTERS

No.	Name	Position	Class	Height	Weight	Hometown (Last School)
10	Jordan Woodard	G	Sr.	6-0	187	Arcadia, Okla. (Edmond Memorial HS)
3	Christian James	G	So.	6-4	218	Houston, Texas (Bellaire HS)
1	Rashard Odomes	G	So.	6-6	212	Copperas Cove, Texas. (Copperas Cove HS)
5	Matt Freeman	F	R-Fr.	6-10	224	Auckland, New Zealand (Westlake Boys HS)
12	Khadeem Lattin	F	Jr.	6-9	212	Houston, Texas (Redemption Christian Home School Aca.)

OKLAHOMA RESERVES

No.	Name	Position	Class	Height	Weight	Hometown (Last School)
40	Richard Anderson	G	Fr.	6-2	180	Midwest City, Okla. (Midwest City HS)
21	Dante Buford	F	R-So.	6-7	221	Greenville, S.C. (Arlington Country Day School [Fla.])
25	C.J. Cole	F	Sr.	6-7	245	Sperry, Okla. (Sperry HS)
11	Kristian Doolittle	F	Fr.	6-7	236	Edmond, Okla. (Edmond Memorial HS)
22	Daniel Harper	G	Sr.	6-1	190	Norman, Okla. (Norman HS)
20	Kameron McGusty	G	Fr.	6-5	191	Katy, Texas (Sunrise Christian Academy [Kan.])
4	Jamuni McNeace	C	R-So.	6-10	215	Kankakee, Ill. (Allen HS)
15	Grant Quinn	G	Fr.	6-4	185	Argyle, Texas (Liberty Christian HS)
13	Jordan Shepard	G	Fr.	6-2	180	Asheville, N.C. (Asheville Christian HS)
0	Darrion Strong-Moore	G	Jr.	6-1	180	Chicago, Illinois (Coffeyville CC [Kan.])
30	Marshall Thorpe	F	R-Fr.	6-9	235	Tulsa, Okla. (Bishop Kelley HS)

OKLAHOMA STAFF

	Coach	Alma Mater	Year at OU
Head Coach:	Lon Kruger	Kansas State '75	Sixth
Associate Head Coach:	Chris Crutchfield	Nebraska-Omaha '92	Sixth
Assistant Coach:	Carlin Hartman	Tulane '94	First
Assistant Coach:	Kevin Kruger	Arizona State '06	First
Director of Operations:	Mike Shepherd	Kansas State '92	Sixth
Video Coordinator:	Will Saxon	Oklahoma '15	First
Athletics Trainer:	Alex Brown	Appalachian State '79	Thirtieth
Strength and Performance Coach:	Bryce Daub	Central Washington '08	Second

PRONUNCIATION GUIDE

Khadeem Lattin: kuh-DEEM LAT-tin
Rashard Odomes: ruh-SHARD
Jamuni McNeace: juh-MUN-ee mick-NEESE
Darrion Strong-Moore: DARE-ee-on

GAMEDAY STORYLINES

► The Sooners enter Saturday's matchup against Wisconsin with a 5-1 record. OU has started all six seasons under head coach **Lon Kruger** with a record of 4-1 or better, including five seasons with a record of 5-1 or better. Kruger is the only coach in OU history to start his first six seasons with a 4-1 record or better. In fact, no other Oklahoma coach has begun a year 4-1 more than four times within his first six campaigns.

► Oklahoma faces its first road test of the season as it heads north to face Wisconsin. With a young roster that features 11 underclassmen (the most of any OU roster under head coach Lon Kruger), many Sooners will be receiving significant minutes in a road game for the first time. Saturday will be the first Division I road game for four of Oklahoma's top eight players in minutes played.

► The Badgers enter Saturday's game ranked No. 17 in both the AP and Coaches polls. Due to historically facing most of its top non-conference opponents at neutral sites, Saturday will be the first true road game Oklahoma has played against a non-conference AP Top 25 opponent since 2007 (at No. 22 USC). The Sooners' last win over a ranked non-conference team in a true road contest came in 1989 against No. 13 UNLV. OU has won three of its last four games away from home against ranked non-conference opponents (all neutral site).

► Senior guard **Jordan Woodard** has racked up three or more steals in each of his last five games. Woodard is the first Sooner to put together such a streak since Eduardo Najera in 1998-99. Should Woodard grab three or more steals on Saturday against the Badgers, he would be the first Sooner to do so in six straight games since Angelo Hamilton strung together an eight-game streak in 1992.

**TONIGHT'S OPPONENT:
NO. 17/17 WISCONSIN**



SERIES HISTORY

Games.....	8
Standing.....	4-4
At Norman.....	OU leads 2-1
At Madison.....	OU leads 2-1
At Neutral Site.....	UW leads 2-0
Last Win.....	65-48 (11/29/15) in Norman
Last Home Win.....	65-48 (11/29/15)
Last Road Win.....	69-45 (1954)
Last Loss..	69-56 (11/28/14) in Nassau, Bahamas
Last Home Loss.....	77-66 (12/11/54)
Last Road Loss.....	48-37 (1943)
Largest Margin of Victory.....	26, 75-49 (1948)
Largest Margin of Defeat.....	13, 69-56 (11/28/14)
Current Streak.....	OU, 1 win

RECENT MEETINGS

Date	Location	Result	Score
11/29/15	Norman	W	65-48
11/28/14	Nassau, Bahamas	L	56-69
11/29/97	Hilo, Hawaii	L	64-75
12/11/54	Norman	L	66-67
1953	Madison	W	69-65

**NEXT OPPONENT:
ORAL ROBERTS**



Date and Time.....	Dec. 7 at 7 p.m. CT
Site.....	Lloyd Noble Center
TV.....	Fox Sports Oklahoma
ORU 2016-17 Record.....	1-6
ORU Head Coach.....	Scott Sutton
Record at ORU.....	321-231 (18th season)

ORAL ROBERTS SERIES HISTORY

Games.....	16
Standing.....	OU leads 14-2
At Norman.....	OU leads 10-1
At Tulsa.....	OU leads 2-1
At Neutral Site.....	OU leads 2-0
Last Win.....	96-73 (12/12/15) in Norman
Last Home Win.....	96-73 (12/12/15)
Last Road Win.....	63-62 (11/28/12)
Last Loss.....	68-50 (11/29/76) in Tulsa
Last Home Loss.....	64-58 (1/3/76)
Last Road Loss.....	68-50 (11/29/76)
Largest Margin of Victory..	51, 144-93 (11/29/87)
Largest Margin of Defeat...	18, 68-50 (11/29/76)
Current Streak.....	OU, 14 wins

RECENT MEETINGS

Date	Location	Result	Score
12/12/15	Norman	W	96-73
12/16/14	Norman	W	85-53
11/28/12	Tulsa	W	63-62
12/8/11	Norman	W	73-59
12/11/10	Norman	W	73-60

GAME OVERVIEW

The Sooners head to Madison with a 5-1 record as they prepare for both their first true road game and first game against a ranked opponent this season. The No. 17/17 Badgers (6-2) will face the Sooners for the third consecutive season. After splitting the past two meetings (4-4 all time), Saturday's "rubber match" will be Oklahoma's first trip to Madison since 1954. The Sooners and Badgers have both shown recent success, as the two programs combine to have appeared in the past three Final Fours (Wisconsin in 2014 and 2015, Oklahoma in 2016). OU is 5-3 in non-conference road games during the Kruger era and has won 21 of its last 37 games against AP Top 25 teams. Due to Oklahoma football kicking off against Oklahoma State at 11:30 a.m. CT, Saturday's contest will air on KOKC 1520 AM in Oklahoma City and KTBS 1430 AM in Tulsa with **Tom Dore** and **Kevin Henry** announcing. The game will be televised nationally on Big Ten Network with **Brian Anderson** and **Seth Davis** calling the action.

STATS COMPARISON

CATEGORY		
Overall Record	5-1	6-2
Points Per Game	80.3	73.8
Opp. Points Per Game	66.3	59.6
Rebounds Per Game	41.2	41.0
Rebounding Margin	+4.7	+14.6
Field Goal Pct.	.480	.467
Opp. Field Goal Pct.	.371	.398
3-Point Pct.	.405	.335
Opp. 3-Point Pct.	.347	.340
Free Throw Pct.	.646	.689
Assists Per Game	15.3	15.4
Turnovers Per Game	15.8	13.1
Blocked Shots Per Game	5.8	3.6
Steals Per Game	9.5	5.4

OKLAHOMA VS. WISCONSIN SERIES HISTORY

- ▶ Saturday's contest will mark the third-consecutive year the Sooners and Badgers have met in early-season play. OU defeated UW, 65-48, last season in Norman while the Badgers claimed a 69-56 victory in 2014 at the Battle 4 Atlantis in Nassau, Bahamas. The two programs have split the all-time series 4-4.
- ▶ OU owns a 2-1 record over the Badgers in Madison. All three previous meetings in Madison took place between 1942 and 1954.
- ▶ The Sooners are 137-126 against current members of the Big Ten (they have never played Rutgers or Northwestern). Oklahoma is 1-3 against Big Ten schools under head coach Lon Kruger, splitting a pair of games with Wisconsin and falling to Michigan State in the 2013 Coaches vs. Cancer Classic and in the 2015 NCAA Tournament's Sweet 16.

OKLAHOMA VS. WISCONSIN LAST MEETING

No. 7 Oklahoma 65, Wisconsin 48 ■ Nov. 29, 2015 ■ Lloyd Noble Center ■ Norman, Okla.

Score by periods	1st	2nd	Total
Wisconsin	19	29	48
No. 7 Oklahoma	34	31	65

GAME LEADERS	OKLAHOMA	WISCONSIN
Points	Spangler, 20	Hayes, 20
Rebounds	Spangler, 14	Hayes, 11
Assists	Woodard, 5	Hayes, 4

- ▶ Hosting the Badgers in Norman for the first time since 1955, Oklahoma defeated Wisconsin, 65-48, on Nov. 29, 2015 at Lloyd Noble Center.
- ▶ Oklahoma shared the offensive load with three Sooners scoring in double figures (Ryan Spangler 20, Isaiah Cousins 14, Buddy Hield 12).
- ▶ OU's defense limited the Badgers to 23.5 percent (16 of 68) shooting from the field, including 21.2 percent (7 of 33) from downtown. UW entered the game averaging 45.0 percent shooting from the field and 32.9 percent from 3-point range.
- ▶ The Sooners registered a season-low five turnovers against the Badgers after committing double-digit miscues in each of their first three contests of the season.
- ▶ Jordan Woodard led the Sooners' assist distribution with a game-high five dimes.
- ▶ Khadeem Lattin pulled down eight rebounds and blocked a pair of shots.
- ▶ Oklahoma outscored Wisconsin 34 to 10 in the paint.

OKLAHOMA CAREER STATS VS. WISCONSIN

Player	GP-GS	MIN	FG-FGA	3FG-FGA	FT-FTA	REB	AST	TO	BLK	STL	PTS
Woodard, Jordan	2-2	27.0	2-12	0-6	6-7	3.0	4.0	2.5	0.0	1.0	5.0
James, Christian	1-0	11.0	1-1	0-0	1-2	1.0	1.0	1.0	0.0	0.0	3.0
Lattin, Khadeem	1-1	23.0	1-2	0-0	0-0	8.0	0.0	0.0	2.0	1.0	2.0
McNeace, Jamuni	1-0	7.0	1-2	0-0	0-2	2.0	0.0	0.0	0.0	0.0	2.0
Odomes, Rashard	1-0	4.0	0-1	0-0	0-0	1.0	0.0	0.0	0.0	0.0	0.0
Buford, Dante	1-0	1.0	0-0	0-0	0-0	0.0	1.0	0.0	0.0	0.0	0.0

BIG 12 STANDINGS

Through Dec. 1

Team	Big 12			Overall		
	W	L	Pct.	W	L	Pct.
Baylor	0	0	.000	7	0	1.000
TCU	0	0	.000	7	0	1.000
Kansas	0	0	.000	6	1	.857
Kansas State	0	0	.000	6	1	.857
Oklahoma State	0	0	.000	6	1	.857
Texas Tech	0	0	.000	6	1	.857
Oklahoma	0	0	.000	5	1	.833
West Virginia	0	0	.000	5	1	.833
Iowa State	0	0	.000	5	2	.714
Texas	0	0	.000	3	3	.500



OKLAHOMA QUICK FACTS

- Official Name:** University of Oklahoma
- Location:** Norman, Okla.
- Founded:** 1890
- Enrollment:** 30,813
- Nickname:** Sooners
- Colors:** Crimson and Cream
- President:** David L. Boren
- Athletics Director:** Joe Castiglione
- Arena:** Lloyd Noble Center (11,562)
- First Year of Basketball:** 1907-08
- NCAA Tournament Appearances:** 30 (41-30)
- NIT Appearances:** 7 (10-7)
- All-Time Record:** 1,623-1,035 (.611)
- Regular Season Conference Championships:**
14 (1928, 1929, 1939, 1940, 1942, 1944, 1947, 1949, 1979, 1984, 1985, 1988, 1989, 2005)
- Conference Tournament Championships:** 7
(1979, 1985, 1988, 1990, 2001, 2002, 2003)
- Head Coach:** Lon Kruger (Kansas State '75)
- Career Record:** 590-361 (30 years)
- Oklahoma Record:** 111-57 (5 years)
- NCAA Appearances:** 17 (most recent 2016)
- NIT Appearances:** 4 (most recent 2009)
- Assistant Coaches:** Chris Crutchfield (Nebraska-Omaha '92), Carlin Hartman (Tulane '94), Kevin Kruger (Arizona State '06)
- Director of Operations:** Mike Shepherd (Kansas State '92)
- Video Coordinator:** Will Saxon
- Athletic Trainer:** Alex Brown
- Strength and Conditioning:** Bryce Daub
- Team Physician:** Dr. Brock Schnebel
- Equipment Manager:** Marco Griego
- Graduate Assistant Managers:** Will Bryson, Byron Peak
- Official Website:** SoonerSports.com

OKLAHOMA'S LAST TIME OUT...

Oklahoma 87, Northern Colorado 66 ■ Tuesday, Nov. 29 ■ Lloyd Noble Center ■ Norman, Okla.

Score by periods	1st	2nd	Total
Northern Colorado	34	32	66
Oklahoma	40	47	87

GAME LEADERS	OKLAHOMA	NORTHERN COLORADO
Points	Doolittle, 17	Davis, 17
Rebounds	Woodard, 9	Two Players, 6
Assists	Woodard, 7	Davis, 7

► Freshman forward Kristian Doolittle scored a career-best 17 points on 7-of-8 shooting, adding five rebounds in his 18 minutes. Doolittle's performance marked the Sooners' highest scoring output off the bench since Frank Booker scored 17 against Texas Tech on Feb. 21, 2015.

► Senior guard Jordan Woodard put together 14 points, nine rebounds (tied career high), seven assists and three steals. It is the second game of Woodard's career in which he has tallied at least 14 points, nine boards and seven assists (Nov. 17, 2015 at Memphis).

► Junior forward Khadeem Lattin recorded five blocks and three steals on the defensive end while totaling 10 points on 5-of-6 shooting and pulling down six rebounds. Lattin last accomplished five rejections and three steals in one game on Feb. 20, 2016 at West Virginia. Through six games, Lattin is averaging 2.5 blocks and 1.7 steals.

► Sophomore guard Christian James scored 14 points alongside seven rebounds. James, who scored in double figures four times in 2015-16, has produced 12 or more points in four of his six games this season.

NEXT UP: ORAL ROBERTS

► Oklahoma is back at the Lloyd Noble Center when it hosts in-state foe Oral Roberts on Wednesday, Dec. 10 at 7 p.m. The Sooners own a 14-2 record all-time against the Golden Eagles and have won 14 consecutive games.

► The Sooners are 4-0 against ORU under Kruger, including 3-0 in Norman.

► Last season, the Sooners topped the Golden Eagle, 96-73, in a home non-conference contest.

WATCHING WOODARD

► Senior guard **Jordan Woodard** enters Saturday's game with 111 consecutive collegiate starts, the second most among current NCAA Division I players. Woodard is one of just four players in NCAA Division I to hold a current starting streak of at least 107 games.

► A 2015-16 All-Big 12 honorable mention selection, Woodard was the team's second-leading scorer last season with averages of 13.0 points (10th in Big 12), 3.4 assists (9th), 3.0 rebounds and 1.6 steals (5th) in 29.8 minutes. The Big 12 coaches voted Woodard a preseason All-Big 12 Honorable Mention selection ahead of the 2016-17 season.

► Woodard has seen remarkable development from season to season – particularly from behind the 3-point arc. After shooting 17-for-67 (.254) from 3-point range in 2014-15, Woodard sunk 80 treys on 176 attempts (.455) his junior year to finish second in the Big 12 in 3-point shooting.

► In addition to his refined shooting abilities, Woodard boasts a career assist-to-turnover ratio of 1.9. His 3.4 assists per game in 2015-16 ranked ninth in the Big 12 while he limited himself to 60 total turnovers on the season. He was one of just five Big 12 players to dish out at least 120 assists while maintaining an assist-to-turnover ratio of under 2.0.

► With three seasons of experience in the Sooner starting lineup under his belt, Woodard has already made a dent in the OU record book. With his senior season remaining, the guard aims to climb higher on career leaderboards. He ranks in the top 10 of four statistical categories (free throws, free throw percentage, assists, steals) and is 23rd on OU's all-time scoring list.

► Woodard enters Saturday's game two made free throws shy of hitting 400 career makes from the foul line. He ranks eighth in program history in both free throws made (398) and free throw percentage (.802). No Sooner has ever finished his career with over 400 made free throws at a rate of over .800.

CURRENT STARTING STREAKS IN NCAA DI

PLAYER	SCHOOL	CONSECUTIVE STARTS
Alec Peters	Valparaiso	113
Jordan Woodard	Oklahoma	111
Dallas Moore	North Florida	110
Sindarius Thornwell	South Carolina	108

WOODARD'S REMARKABLE IMPROVEMENT

SEASON	PPG	FG%	3FG%	3FGM
2014-15	9.3	.361	.254	17
2015-16	11.1	.416	.455	80
2016-17	17.0	.434	.353	12

WOODARD IN THE OU RECORD BOOKS

Points	Free Throws	Steals
21. Cameron Clark 1,284	6. Les Lane 418	8. Brent Price 177
22. Blake Griffin 1,278	7. Tim McCalister 414	9. Buddy Hield 168
23. Jordan Woodard 1,250	8. Jordan Woodard 398	10. Jordan Woodard 164
Assists	Free Throw Percent (min 175 att)	
6. Hollis Price 462	6. David Little 822	
7. Jan Pannell 449	7. Nolan Johnson 814	
8. Jordan Woodard 438	8. Jordan Woodard802	

WHERE OKLAHOMA RANKS...

Through Dec. 1

Offensive Stats	Big 12	NCAA
Points	80.3	6
Rebounds	41.2	4
Assists	15.3	7
FG %	.480	5
3FG%	.405	1
FT%	.646	5
Turnovers	15.8	10

Defensive Stats	Big 12	NCAA
Points Allowed	66.3	6
Opp. FG%	.371	3
Opp. 3FG%	.347	7
Steals	9.5	4
Blocks	5.8	2
Opp. Turnovers	16.5	6

WHERE THE SOONERS RANK IN THE BIG 12

Through Dec. 1

Scoring

3. Jordan Woodard..... 17.0

Rebounding

9. Khadeem Lattin6.7
 11. Kristian Doolittle6.2
 16. Jamuni McNeace.....5.8
 19. Jordan Woodard.....5.5

Assists

7. Jordan Woodard.....4.7

Steals

3. Jordan Woodard.....2.7
 9. Khadeem Lattin1.7

Blocks

3. Khadeem Lattin2.5
 7. Jamuni McNeace.....1.8

Field Goal Percentage

4. Khadeem Lattin591
 15. Christian James490

3-Point Field Goal Percentage

1. Christian James571
 12. Jordan Woodard..... .353

Free Throw Percentage

2. Kristian Doolittle826
 6. Jordan Woodard..... .774
 11. Khadeem Lattin739

3-Point Field Goals Made

T4. Christian James2.0
 T4. Jordan Woodard.....2.0

Offensive Rebounds

4. Khadeem Lattin2.7
 5. Kristian Doolittle2.5

Defensive Rebounds

11. Jamuni McNeace.....4.5
 14. Khadeem Lattin4.0

Minutes

5. Jordan Woodard.....30.7

LATTIN BLOCK PARTY

► Junior forward **Khadeem Lattin** has already proven himself as one of the top shot blockers in Oklahoma program history. After just 77 career games for the Sooners, Lattin ranks fifth in the OU record book in career blocks with 123.

► Owning a 7-foot-2 wingspan, Lattin averaged a Big 12-best 2.1 blocks per game in 2015-16, including 2.7 rejections in conference play. His efforts did not go unnoticed throughout the league, as he was voted to the Big 12 All-Defensive Team by conference coaches.

► His 77 total blocks in 2015-16 ranked 17th in the nation and fifth among players at Power Five schools. The forward registered at least six blocks on five occasions, including a career-best eight blocked shots vs. Texas Tech on Jan. 26.

► Lattin is off to another solid start on the defensive end in 2016-17, registering 15 blocks in six games. His 2.5 blocks per game ranks third in the Big 12. He's also tallied 10 steals (totalled 32 in 36 games last season).

► On the offensive end, Lattin has seen much improved production. After averaging 5.6 points on .557 shooting in 2015-16, Lattin boasts a 2016-17 average of 11.5 points on a .591 field goal percentage.

KRUGER KEEPS BUILDING

Lon Kruger has made his mark in college basketball as one of – if not the best – program rebuilders. Want proof? Look no further than what he's done with Oklahoma.

► In the two seasons before his hiring, the Sooners went 27-36 (.429) – capped by a 10th-place finish in the Big 12 in 2010-11. Since being brought on in 2011, Kruger has led the program to a 116-58 (.667) record, including a 101-42 (.706) mark over the past five seasons.

► Kruger's OU teams keep improving and have surpassed their win total from each subsequent season, with the 2015-16 squad finishing with a 29-8 record and making a trip to the Final Four. Before his arrival at OU, the Sooners had previously not been to the postseason since 2009 when they advanced to the NCAA Elite Eight.

► In five full seasons at Oklahoma, Kruger has produced four NCAA Tournament appearances, three top-three finishes in the Big 12, a national player of the year in Buddy Hield and a trip to the 2016 Final Four. Oklahoma was ranked in the top 10 of the AP Top 25 poll for every week of the 2015-16 season and made its first appearance as the poll's No. 1 team for the first time in more than 25 years.

► With 111 wins in his first five seasons at OU, Kruger owns the second most victories in the first five seasons of coaching the Sooners. Only Billy Tubbs accumulated more wins (115) in his first five years at OU. Kruger is the first coach in OU history to win six NCAA tournament games within his first five seasons.

► Boasting 595 career victories, Kruger ranks 10th in Division 1 wins among active coaches and 36th overall in NCAA Division I history.

THERE'S NO PLACE LIKE HOME

It's known as the house Alvan Adams built and Wayman Tisdale filled. It's also where Billy Tubbs resurrected Oklahoma basketball, where Blake Griffin flew high and where Buddy Hield became Buddy Buckets. Now, Lon Kruger is continuing the remarkable run of Sooner success inside the Lloyd Noble Center.

► Oklahoma has gone 57-7 (.891) at home in the past five years, including 31-2 (.939) in the last three seasons. Overall, the Sooners are 68-12 (.850) at the LNC in the Kruger era.

► The Sooners have won 436 of their last 502 home encounters, good for a remarkable .869 winning percentage. Included in the stretch was a school-record 51-game winning streak (ended in 1990-91). The Sooners also recorded a Big 12 Conference-record 37-game home court winning streak (ended in 2003).

► OU is 13-6 at home against AP Top 25 opponents in the Kruger era and has won 12 of the last 14 such contests.

► Oklahoma has won 125 of its last 130 non-conference games at LNC, including 59 of its last 61. The Sooners are 33-2 at home against non-conference opponents under Kruger.

► Overall, the Sooners own a 531-93 (.850) record in the LNC since the building opened in 1975.

► Student interest in OU basketball has continued to grow through Kruger's tenure. Student attendance has increased by more than 100 percent from Kruger's first season (2011-12). This year, OU student season tickets sold out in less than 24 hours – the fastest rate in the OU era.

OU'S CAREER BLOCKED SHOTS LEADERS

1. Al Beal.....	230
2. Stacey King.....	228
3. Wayman Tisdale.....	209
4. Johnnie Gilbert.....	132
5. Khadeem Lattin	123

CAREER DIVISION I WINS

32. Slat's Gill.....	599
33. Bill Self.....	598
34. Tom Davis.....	597
35. John Thompson.....	596
36. Lon Kruger.....	595

OKLAHOMA IN THE LON KRUGER ERA

SINCE LON KRUGER WAS HIRED ON APRIL 1, 2011

Overall Record.....	116-58
Home.....	68-12
Road.....	23-31
Neutral.....	25-15
Record in Big 12 Regular Season Play.....	52-38
Home.....	35-10
Road.....	17-28
Record vs. Non-Conference Opponents.....	62-15
Home.....	33-2
Road.....	5-3
Neutral.....	24-10
vs. AP Top 25.....	24-29
Home.....	14-5
Road.....	5-16
Neutral.....	5-8
vs. AP Top 15.....	15-16
Home.....	8-4
Road.....	4-7
Neutral.....	3-5
vs. AP Top 10.....	8-13
Home.....	4-4
Road.....	2-5
Neutral.....	2-4
vs. AP Top 5.....	2-7
Home.....	1-2
Road.....	0-3
Neutral.....	1-2
vs. AP Ranked Big 12 Opponents.....	20-23
Home.....	14-5
Road.....	5-16
Neutral.....	1-2
vs. AP Ranked Non-Conference Opponents.....	4-6
Home.....	0-0
Road.....	0-0
Neutral.....	4-6
Both OU and Opponent are Ranked.....	18-14
Home.....	10-1
Road.....	4-8
Neutral.....	4-5

TEAM HIGHS IN THE LON KRUGER ERA

Points.....	111 vs. Central Arkansas, 12/3/15
FG Made.....	39 vs. Iowa State, 2/9/15
FG Attempted.....	88 vs. Kansas, 1/4/16
FG Percentage.....	.620 (31-50) vs. Baylor, 1/23/16
3FG Made.....	17 vs. Iowa State, 1/18/16
3FG Attempted.....	35 vs. Baylor, 3/13/14
3FG Percentage.....	.615 (8-13) vs. Okla. State, 1/12/13
FT Made.....	39 vs. Baylor, 2/23/13
FT Attempted.....	48 vs. Tulsa, 12/14/13
FT Percentage.....	1.000 (34-34) vs. Iowa State, 3/2/13
Total Rebounds.....	63 vs. S.C. State, 12/21/12
Assists.....	29 vs. Baylor, 1/23/16
Steals.....	16 vs. Sacramento State, 12/2/12
Blocks.....	14 vs. Texas Tech, 1/26/16
Opponent Turnovers.....	23 by Weber State, 12/22/14

PLAYER HIGHS IN THE LON KRUGER ERA

Points.....	46, Buddy Hield vs. Kansas, 1/4/16
Rebounds.....	18, Ryan Spangler vs. Kansas, 1/4/16
.....	18, Romero Osby vs. S.C. State, 12/21/11
Assists.....	12, Jordan Woodard vs. UT Arlington, 12/17/13

IT'S NOT WHERE YOU START...

For the first time since 2013, the Sooners will start the season unranked in both the AP and Coaches preseason polls. Oklahoma was also voted sixth in the Big 12 Conference's preseason poll – its lowest preseason projection since 2012. Despite the preseason rankings, OU looks to continue an upward trend of surpassing expectations under Kruger.

► Oklahoma has finished as well or better than predicted in four of the five seasons under Kruger. In the only exception (2015-16), the Sooners were picked to finish second in the Big 12. While OU ended the 2015-16 regular season with the third best record in the Big 12, the Sooners advanced to the 2016 Final Four – the deepest NCAA Tournament run by a Big 12 team that season.

► The Sooners have also finished the past three seasons with a better ranking in the final AP and Coaches Polls compared to where each poll had pegged them at the start of the year.

► Prior to the 2016 AP preseason poll, the Sooners had received a Top-25 ranking for 36 consecutive weeks. Oklahoma has been ranked in the top 25 in 44 of the past 51 AP polls.

SOONERS VS. EXPECTATIONS UNDER LON KRUGER

Year	Big 12		AP Poll		Coaches Poll	
	Preseason	Finished	Preseason	Finished	Preseason	Finished
2011-12	9	8	--	--	--	--
2012-13	7	4	--	--	--	--
2013-14	5	2	--	21	--	27
2014-15	3	3	19	13	19	13
2015-16	2	3	8	7	8	4

SOONER TIP-INS

► **DECEMBER AWAITS:** After going 5-1 in November, the Sooners enter a challenging December schedule. Oklahoma will face ranked opponents No. 17/17 Wisconsin (Dec. 3) and no. 9/11 Baylor (Dec. 30) along with competitive programs Wichita State (Dec. 10), Memphis (Dec. 17) and Auburn (Dec. 21). The Sooners also host Oral Roberts on Dec. 7. Over the past decade, OU's six December opponents combine to boast 30 NCAA Tournament appearances, 14 trips to the Sweet 16 and four Final Fours.

► **GETTING DEFENSIVE:** The Sooners continue to improve its defense and lock down opponents. OU has limited its opponents to 37.1 percent shooting from the floor (third in Big 12, 21 in NCAA). Oklahoma ranks in the top 20 nationally in both steals per game (9.5) and blocks per game (5.8). Sooner opponents are averaging 16.5 turnovers a game.

► **FROM DEEP...** After a prolific season of 3-point shooting in 2015-16 that included hitting a program-record 382-of-906 (.422) shots from behind the arc, the Sooners are off to another hot start from deep. Oklahoma ranks 29th nationally and first in the Big 12 in 3-point field goal percentage (.405), sinking an average of 7.5 treys per game. OU has been paced by **Christian James** and **Jordan Woodard** with 12 3-pointers each through six games. James currently leads the Big 12 by shooting his 3-point attempts at a 57.1 percent clip.

► **...AND FROM DOWN LOW:** The Sooners are looking for increased production in the paint. After just one game of scoring over 50 points in the paint in 2015-16, Oklahoma has already had two games of 52 points in the paint this year. The Sooners are averaging 36.0 points in the paint per game.

► **DR. DOOLITTLE:** Freshman **Kristian Doolittle** continues to impress in his first six games in a Sooner uniform. The freshman is fourth on the team in scoring (9.0 points per game) and second in rebounding (6.2). In Tuesday's win over Northern Colorado, Doolittle came off the bench to score 17 points on 7-of-8 shooting – the Sooners' highest scoring output off the bench since Frank Booker scored 17 against Texas Tech on Feb. 21, 2015.

► **SWITCHING IT UP:** After five games of using the same starting lineup, head coach **Lon Kruger** swapped **Kristian Doolittle** for **Matt Freeman** at the forward position. It was the first time since February of 2013 that Kruger has adjusted a starting lineup during the season.

► **BULLDOGS BACK TOGETHER:** Oklahoma's starting lineup in the first five games included freshman forward **Kristian Doolittle**, the first freshman to start for the Sooners since **Jordan Woodard** in the 2013-14 season. Doolittle finished his debut with five points and three rebounds in 19 minutes. Doolittle and Woodard played together for one season at Edmond Memorial High School (Edmond, Okla.), winning the Oklahoma 6A title. The duo is the first pair of former high school teammates to start in a game for the Sooners since **Blake and Taylor Griffin** (Oklahoma Christian School in Edmond, Okla.) in 2008-09.

► **LATTIN NAMED TO OVERSIGHT COMMITTEE:** Sooner forward **Khadeem Lattin** was recently named to the NCAA Division I Men's Basketball Oversight Committee. One of two student-athletes on the 16-person committee, Lattin will serve as a non-voting member in a two-year term that begins immediately. The Men's Basketball Oversight Committee ensures that appropriate oversight of men's basketball is maintained, enhances the development and public perception of the sport and make recommendations related to regular-season and postseason men's basketball. The committee is tasked with prioritizing enhancement of the student-athlete educational experience (academically and athletically), and in doing so, promote student-athletes' personal growth and leadership development.

RESULTS AND GAME LEADERS

Date	Opponent	W/L	Score	Margin	Attend.	Points Leader	Rebounds Leader	Assists Leader
11/13	Northwestern State	W	97-61	+36	8,456	Lattin - 19	Lattin - 11	Odomes - 5
11/17	vs. Tulane	W	89-70	+19	1,991	Woodard - 22	Doolittle - 12	Woodard - 7
11/18	vs. Northern Iowa	L	67-73 (OT)	-6	902	Doolittle, Woodard - 13	James, Odomes - 7	Odomes - 3
11/20	vs. Clemson	W	70-64	+6	2,016	Woodard - 21	Doolittle - 7	Woodard - 9
11/25	Abilene Christian	W	72-64	+8	9,303	Woodard - 16	Lattin - 9	McGusty - 3
11/29	Northern Colorado	W	87-66	+21	7,579	Doolittle - 17	Woodard - 9	Woodard - 7

POINTS, REBOUNDS AND ASSISTS

Date	Opponent	0	1	3	4	5	10	11	12	13	15	20	21	22	25	30	40
		STRONG-MOORE	ODOMES	JAMES	MCNEACE	FREEMAN	WOODARD	DOOLITTLE	LATTIN	SHEPHERD	QUINN	MCGUSTY	BUFORD	HARPER	COLE	THORPE	ANDERSON
11/13	Northwestern State	9-0-3	4-3-5	12-3-3	6-6-0	15-1-0	16-5-3	5-3-1	19-11-0	8-1-2	DNP	3-1-0	DNP	0-1-1	0-2-1	0-0-0	0-0-0
11/17	vs. Tulane	4-0-3	15-4-1	12-4-4	6-9-0	6-2-0	22-6-7	8-12-0	10-4-2	2-0-2	DNP	4-2-2	DNP	DNP	DNP	DNP	DNP
11/18	vs. Northern Iowa	0-1-1	11-7-3	9-7-2	2-4-0	3-2-2	13-4-2	13-5-2	11-6-0	0-0-1	DNP	3-1-0	DNP	DNP	2-1-0	DNP	DNP
11/20	vs. Clemson	6-2-3	0-1-1	17-3-1	0-3-0	0-4-1	21-5-9	2-7-3	10-4-1	0-0-1	DNP	14-1-0	0-0-0	DNP	0-0-0	DNP	DNP
11/25	Abilene Christian	5-2-1	13-3-0	4-1-2	5-6-0	5-4-0	16-4-0	9-5-0	9-9-0	0-0-0	DNP	6-2-3	0-0-0	DNP	DNP	DNP	DNP
11/29	Northern Colorado	2-1-1	8-2-1	14-7-1	3-7-0	0-2-0	14-9-7	17-5-0	10-6-0	5-0-1	DNP	6-3-1	8-1-1	DNP	0-0-0	DNP	DNP

GAME-BY-GAME TEAM STATS

Date	Opponent	FG-A	Pct.	3FG-A	Pct.	FT-A	Pct.	O-D-T	PF	A	TO	B	S	1	2	OT	TP
11/13	Northwestern State	21-64	.328	4-15	.267	15-25	.600	16-16-32	15	11	17	0	8	27	34	-	61
	at Oklahoma	37-63	.587	9-18	.500	14-23	.609	13-28-41	22	19	14	7	7	46	51	-	97
11/17	Tulane	25-60	.417	11-22	.500	9-17	.529	6-25-31	25	16	15	9	5	35	35	-	70
	vs. Oklahoma	32-62	.516	8-17	.471	17-28	.607	12-34-46	19	21	14	1	7	38	51	-	89
11/18	Northern Iowa	24-60	.400	12-31	.368	13-16	.813	5-27-32	18	12	13	6	10	18	41	14	73
	vs. Oklahoma	21-56	.375	7-19	.368	18-22	.818	11-31-42	22	13	24	6	9	31	28	8	67
11/20	Clemson	21-68	.309	7-24	.292	15-21	.714	23-24-47	11	13	17	2	5	23	41	-	64
	vs. Oklahoma	27-57	.474	10-20	.500	6-7	.857	5-28-33	23	20	13	7	9	35	35	-	70
11/25	Abilene Christian	24-57	.421	7-22	.318	9-19	.474	10-32-42	32	6	22	4	13	30	34	-	64
	at Oklahoma	20-55	.364	3-14	.214	29-46	.630	12-28-40	17	6	14	5	14	26	46	-	72
11/29	Northern Colorado	26-71	.366	10-33	.303	4-7	.571	13-22-35	16	14	15	0	11	34	32	-	66
	at Oklahoma	34-63	.540	8-23	.348	11-21	.524	13-32-45	13	13	16	9	11	40	47	-	87

HOW THE SOONERS SCORED

Date	Opponent	Points scored in...				Points scored from...						Points scored by...	
		1st Half	2nd Half	OT	Total	In the Paint	2-Pointers	3-Pointers	Free Throws	Fast Break	Off Turnovers	Starters	Bench
11/13	Northwestern State	46	51	-	97	52	56 (28-45)	27 (9-18)	14 (14-23)	16	13	46	41
11/17	vs. Tulane	38	51	-	89	40	48 (24-45)	24 (8-17)	17 (17-28)	6	21	67	22
11/18	vs. Northern Iowa	31	28	8	67	22	28 (14-37)	21 (7-19)	18 (18-22)	4	13	57	10
11/20	vs. Clemson	35	35	-	70	22	34 (17-37)	30 (10-20)	6 (6-7)	10	25	50	20
11/25	Abilene Christian	26	46	-	72	28	34 (17-41)	9 (3-14)	29 (29-46)	0	20	51	21
11/29	Northern Colorado	40	47	-	87	52	52 (26-40)	24 (8-23)	11 (11-21)	16	17	46	41
	Season Averages	36.0	43.0	8.0	80.3	36.0	42.0 (.514)	22.5 (.405)	15.8 (.646)	8.7	18.2	52.8	25.8

DOUBLE-DIGIT PERFORMANCES AND GAME LEADERS

	10+ POINTS	20+ POINTS	30+ POINTS	10+ REBOUNDS	10+ ASSISTS	DOUBLE-DOUBLES	LED OU IN...		
							POINTS	REBOUNDS	ASSISTS
Richard Anderson	-	-	-	-	-	-	-	-	-
Dante Buford	-	-	-	-	-	-	-	-	-
C.J. Cole	-	-	-	-	-	-	-	-	-
Kristian Doolittle	2	-	-	1	-	-	1	2	-
Matt Freeman	1	-	-	-	-	-	-	-	-
Daniel Harper	-	-	-	-	-	-	-	-	-
Christian James	4	-	-	-	-	-	-	1	-
Khadeem Lattin	5	-	-	1	-	1	2	2	-
Kameron McGusty	1	-	-	-	-	-	-	-	2
Jamuni McNeace	-	-	-	-	-	-	-	-	-
Grant Quinn	-	-	-	-	-	-	-	-	-
Rashard Odomes	3	-	-	-	-	-	-	1	2
Jordan Shepard	-	-	-	-	-	-	-	-	-
Darrion Strong-Moore	-	-	-	-	-	-	-	-	-
Marshall Thorpe	-	-	-	-	-	-	-	-	-
Jordan Woodard	6	2	-	-	-	-	4	1	3

GAME MARGINS

																	OU IN GAMES DECIDED BY ...			
	1	2	3	4	5	6	7	8	9	10	11	12	13	14	15	16+	5 points or less	6-10 points	11-19 points	20 or more points
Wins by...	-	-	-	-	-	1	-	1	-	-	-	-	-	-	-	3	0-0	2-1	1-0	2-0
Losses by...	-	-	-	-	-	-	1	-	-	-	-	-	-	-	-	-				

LEADS AND DEFICITS

Largest lead..... 40 (96-56), vs. Northwestern State, 11/13
 Largest deficit..... 10 (15-5), vs. Abilene Christian, 11/25
 Largest halftime lead..... 19 (46-27), vs. Northwestern State, 11/13
 Largest halftime deficit..... 4 (30-26), vs. Abilene Christian, 11/25

Largest halftime deficit in a win.. 4 (30-26), vs. Abilene Christian, 11/25
 Largest deficit in a win 10 (15-5), vs. Abilene Christian, 11/25
 Largest winning margin..... 36 (97-61), vs. Northwestern State, 11/13
 Largest losing margin 6 (67-73), vs. Northern Iowa, 11/18

OU'S RECORD WHEN...

Home 3-0
 Road..... 0-0
 Neutral Site 2-1
 Overtime..... 0-1
 Big 12 Conference Games..... 0-0
 Non-Conference Games 5-1
 vs. AP Top 25 opponents 0-0
 vs. Power Five school (Big 12, Big 10, Pac 12, SEC, ACC) 1-0
 vs. non-Power Five school..... 4-1
 On no days rest 0-1
 On one days rest 1-0
 On two days rest..... 0-0
 On three days rest 1-0
 On four days rest..... 2-0
 One five+ days rest..... 0-0
 Ahead at the half..... 4-1
 Behind at the half 1-0
 Tied at the half..... 0-0
 FG% of .500 or more 3-0
 FG% less than .500..... 2-1
 Better FG% than opp..... 4-0
 Worse FG% than opp. 1-1
 Same FG% as opp. 0-0
 More 3-point field goals..... 2-0
 Fewer 3-point field goals..... 3-1

Same 3-point field goals 0-0
 Bench outscores or ties opponent bench..... 4-0
 Bench outscored by opponent bench 1-1
 More or same points in the paint..... 3-1
 Fewer points in the paint 2-0
 More or same fast break points 4-1
 Fewer fast break points..... 1-0
 More or same second chance points..... 4-1
 Fewer second chance points 1-0
 Outrebounded opponent..... 3-1
 Tied or outrebounded by opponent 2-0
 Same or fewer TOs than opp. 4-0
 More TOs than opp. 1-1
 Score fewer than 50 pts. 0-0
 Score 50-59 pts. 0-0
 Score 60-69 pts. 0-1
 Score 70-79 pts. 2-0
 Score 80-89 pts. 2-0
 Score 90 or more pts. 1-0
 Allow fewer than 50 pts. 0-0
 Allow 50-59 pts. 0-0
 Allow 60-69 pts. 4-0
 Allow 70-79 pts. 1-1
 Allow 80-89 pts. 0-0
 Allow 90 or more pts. 0-0

OKLAHOMA TEAM HIGHS AND LOWS

STAT	FIRST HALF HIGH	SECOND HALF HIGH	GAME HIGH	FIRST HALF LOW	SECOND HALF LOW	GAME LOW
Points	46 vs. Northwestern St, 11/13	51 (Twice)	97 vs. Northwestern St, 11/13	26 vs. Abilene Christian, 11/25	28 vs. Northern Iowa, 11/18	67 vs. Northern Iowa, 11/18
FG Made	17 vs. Northwestern St, 11/13	20 vs. Northwestern St, 11/13	37 vs. Northwestern St, 11/13	7 vs. Abilene Christian, 11/25	6 vs. Northern Iowa, 11/18	20 vs. Abilene Christian, 11/25
FG Attempted	35 vs. Tulane, 11/17	33 vs. No. Colorado, 11/29	63 (Twice)	23 vs. Abilene Christian, 11/25	22 vs. Northern Iowa, 11/18	55 vs. Abilene Christian, 11/25
FG Percentage	.533 vs. No. Colorado, 11/29	.667 vs. Tulane, 11/17	.587 vs. Northwestern St, 11/13	.304 vs. Abilene Christian, 11/25	.273 vs. Northern Iowa, 11/18	.364 vs. Abilene Christian, 11/25
3FG Made	5 vs. Northwestern St, 11/13	6 vs. Clemson, 11/20	10 vs. Clemson, 11/20	1 vs. Abilene Christian, 11/25	2 vs. Abilene Christian, 11/25	3 vs. Abilene Christian, 11/25
3FG Attempted	15 vs. No. Colorado, 11/29	14 vs. Clemson, 11/20	23 vs. No. Colorado, 11/29	6 vs. Clemson, 11/20	5 vs. Tulane, 11/17	14 vs. Abilene Christian, 11/25
3FG Percentage	.667 vs. Clemson, 11/20	.800 vs. Tulane, 11/17	.500 (Twice)	.143 vs. Abilene Christian, 11/25	.286 vs. Abilene Christian, 11/25	.214 vs. Abilene Christian, 11/25
FT Made	11 vs. Abilene Christian, 11/25	18 vs. Abilene Christian, 11/25	29 vs. Abilene Christian, 11/25	3 vs. Clemson, 11/20	3 vs. Clemson, 11/20	6 vs. Clemson, 11/20
FT Attempted	23 vs. Abilene Christian, 11/25	23 vs. Abilene Christian, 11/25	46 vs. Abilene Christian, 11/25	3 vs. Clemson, 11/20	4 vs. Clemson, 11/20	7 vs. Clemson, 11/20
FT Percentage	1.000 vs. Clemson, 11/20	.867 vs. Northern Iowa, 11/18	.857 vs. Clemson, 11/20	.444 vs. No. Colorado, 11/29	.583 vs. No. Colorado, 11/29	.524 vs. No. Colorado, 11/29
Off. Rebounds	7 vs. Tulane, 11/17	10 vs. Abilene Christian, 11/25	13 (Twice)	2 (Twice)	3 vs. Clemson, 11/20	5 vs. Clemson, 11/20
Def. Rebounds	19 (Twice)	11 vs. No. Colorado, 11/29	34 vs. Tulane, 11/17	13 vs. No. Colorado, 11/29	13 (Twice)	28 (Three Times)
Total Rebounds	26 vs. Tulane, 11/17	16 vs. No. Colorado, 11/29	46 vs. Tulane, 11/17	17 (Twice)	16 vs. Clemson, 11/20	33 vs. Clemson, 11/20
Assists	11 vs. Tulane, 11/17	10 (Twice)	21 vs. Tulane, 11/17	3 vs. Abilene Christian, 11/25	3 (Twice)	6 vs. Abilene Christian, 11/25
Steals	7 vs. Clemson, 11/20	10 vs. Abilene Christian, 11/25	14 vs. Abilene Christian, 11/25	4 (5 Times)	2 vs. Clemson, 11/20	7 (Twice)
Blocks	6 vs. No. Colorado, 11/29	5 vs. Northwestern St, 11/13	9 vs. No. Colorado, 11/29	0 vs. Tulane, 11/17	1 (Twice)	1 vs. Tulane, 11/17
Turnovers	10 vs. Clemson, 11/20	12 vs. Northern Iowa, 11/18	24 vs. Northern Iowa, 11/18	6 vs. No. Colorado, 11/29	3 vs. Clemson, 11/20	13 vs. Clemson, 11/20
Fouls	11 (Twice)	13 vs. Clemson, 11/20	23 vs. Clemson, 11/20	6 vs. No. Colorado, 11/29	7 (Twice)	13 vs. No. Colorado, 11/29
Points in the Paint	24 vs. No. Colorado, 11/29	30 vs. Northwestern St, 11/13	52 (Twice)	8 vs. Abilene Christian, 11/25	6 vs. Northern Iowa, 11/18	22 (Twice)
Second-Chance Points	8 vs. Northwestern St, 11/13	10 (3 Times)	17 (Twice)	0 vs. Clemson, 11/20	0 vs. Clemson, 11/20	0 vs. Clemson, 11/20
Fast Break Points	8 vs. Northwestern St, 11/13	10 vs. No. Colorado, 11/29	16 (Twice)	0 (Twice)	0 vs. Abilene Christian, 11/25	0 vs. Abilene Christian, 11/25
Points off Turnovers	15 vs. Clemson, 11/20	20 vs. Abilene Christian, 11/25	25 vs. Clemson, 11/20	6 (Twice)	6 vs. Northern Iowa, 11/18	13 (Twice)
Bench Points	18 vs. No. Colorado, 11/29	27 vs. Northwestern St, 11/13	41 (Twice)	10 vs. Northern Iowa, 11/18	0 vs. Northern Iowa, 11/18	10 vs. Northern Iowa, 11/18

OKLAHOMA INDIVIDUAL HIGHS

STAT	FIRST HALF HIGH	SECOND HALF HIGH	GAME HIGH
Points	11, Khadeem Lattin vs. Northwestern St, 11/13	16, Jordan Woodard vs. Tulane, 11/17	22, Jordan Woodard vs. Tulane, 11/17
FG Made	4, 3 Times, Last: Two Players vs. Clemson, 11/20	5, 3 Times, Last: Two Players vs. Clemson, 11/20	8, Jordan Woodard vs. Clemson, 11/20
FG Attempted	7, Rashard Odomes vs. Northern Iowa, 11/18	10, Jordan Woodard vs. Clemson, 11/20	16, Jordan Woodard vs. Northern Iowa, 11/18
3FG Made	2, 3 Times, Last: Christian James vs. No. Colorado, 11/29	4, Christian James vs. Clemson, 11/20	5, Christian James vs. Clemson, 11/20
3FG Attempted	4, Christian James vs. No. Colorado, 11/29	5, Jordan Woodard vs. Northern Iowa, 11/18	10, Jordan Woodard vs. Northern Iowa, 11/18
FT Made	4, Jordan Woodard vs. Northwestern St, 11/13	7, Kristian Doolittle vs. Abilene Christian, 11/25	7, Kristian Doolittle vs. Abilene Christian, 11/25
FT Attempted	5, Twice, Last: Kameron McGusty vs. Abilene Christian, 11/25	8, Kristian Doolittle vs. Abilene Christian, 11/25	8, Twice, Last: Kristian Doolittle vs. Abilene Christian, 11/25
Off. Rebounds	4, Twice, Last: Kristian Doolittle vs. Tulane, 11/17	4, Khadeem Lattin vs. Northern Iowa, 11/18	6, Khadeem Lattin vs. Northwestern St, 11/13
Def. Rebounds	4, 4 Times, Last: Jordan Woodard vs. No. Colorado, 11/29	6, Jamuni McNeace vs. No. Colorado, 11/29	7, Twice, Last: Kristian Doolittle vs. Abilene Christian, 11/25
Total Rebounds	8, Khadeem Lattin vs. Northwestern St, 11/13	6, Jamuni McNeace vs. No. Colorado, 11/29	12, Kristian Doolittle vs. Tulane, 11/17
Assists	4, 4 Times, Last: Jordan Woodard vs. No. Colorado, 11/29	5, Jordan Woodard vs. Clemson, 11/20	9, Jordan Woodard vs. Clemson, 11/20
Steals	3, Jordan Woodard vs. Northern Iowa, 11/18	3, Twice, Last: Khadeem Lattin vs. No. Colorado, 11/29	4, Jordan Woodard vs. Tulane, 11/17
Blocks	4, Khadeem Lattin vs. No. Colorado, 11/29	3, Twice, Last: Khadeem Lattin vs. Northern Iowa, 11/18	5, Khadeem Lattin vs. No. Colorado, 11/29

OKLAHOMA TOP INDIVIDUAL PERFORMANCES

POINTS

22, Jordan Woodard vs. Tulane, 11/17
 21, Jordan Woodard vs. Clemson, 11/20
 19, Khadeem Lattin vs. Northwestern St, 11/13
 17, Kristian Doolittle vs. No. Colorado, 11/29
 17, Christian James vs. Clemson, 11/20

REBOUNDS

12, Kristian Doolittle vs. Tulane, 11/17
 11, Khadeem Lattin vs. Northwestern St, 11/13
 9, Jordan Woodard vs. No. Colorado, 11/29
 9, Khadeem Lattin vs. Abilene Christian, 11/25
 9, Jamuni McNeace vs. Tulane, 11/17

ASSISTS

9, Jordan Woodard vs. Clemson, 11/20
 7, Jordan Woodard vs. No. Colorado, 11/29
 7, Jordan Woodard vs. Tulane, 11/17
 5, Rashard Odomes vs. Northwestern St, 11/13
 4, Christian James vs. Tulane, 11/17

STEALS

4, Jordan Woodard vs. Tulane, 11/17
 3, 7 Times, Last: Two Players vs. No. Colorado, 11/29

BLOCKS

5, Khadeem Lattin vs. No. Colorado, 11/29
 4, Khadeem Lattin vs. Northern Iowa, 11/18
 3, Jamuni McNeace vs. Abilene Christian, 11/25
 3, Jamuni McNeace vs. Northwestern St, 11/13
 2, 3 Times, Last: Khadeem Lattin vs. Abilene Christian, 11/25

FIELD GOAL PERCENTAGE (MIN. 5 SHOTS)

.875 (7-8), Kristian Doolittle vs. No. Colorado, 11/29
 .857 (6-7), Matt Freeman vs. Northwestern St, 11/13
 .833 (5-6), Khadeem Lattin vs. No. Colorado, 11/29
 .800 (4-5), Darriion Strong-Moore vs. Northwestern St, 11/13
 .778 (7-9), Khadeem Lattin vs. Northwestern St, 11/13

OPPONENT TEAM HIGHS AND LOWS

STAT	FIRST HALF HIGH	SECOND HALF HIGH	GAME HIGH	FIRST HALF LOW	SECOND HALF LOW	GAME LOW
Points	35 by Tulane, 11/17	41 (Twice)	73 by Northern Iowa, 11/18	18 by Northern Iowa, 11/18	32 by No. Colorado, 11/29	61 by Northwestern St, 11/13
FG Made	13 (Twice)	15 by Northern Iowa, 11/18	26 by No. Colorado, 11/29	7 by Northern Iowa, 11/18	11 by Abilene Christian, 11/25	21 (Twice)
FG Attempted	35 by No. Colorado, 11/29	39 by Clemson, 11/20	71 by No. Colorado, 11/29	27 by Northern Iowa, 11/18	24 by Abilene Christian, 11/25	57 by Abilene Christian, 11/25
FG Percentage	.406 by Tulane, 11/17	.536 by Northern Iowa, 11/18	.421 by Abilene Christian, 11/25	.259 by Northern Iowa, 11/18	.333 by Clemson, 11/20	.309 by Clemson, 11/20
3FG Made	6 by Tulane, 11/17	8 by Northern Iowa, 11/18	12 by Northern Iowa, 11/18	1 by Abilene Christian, 11/25	2 by Northwestern St, 11/13	4 by Northwestern St, 11/13
3FG Attempted	18 by No. Colorado, 11/29	16 by Abilene Christian, 11/25	33 by No. Colorado, 11/29	6 by Abilene Christian, 11/25	7 by Northwestern St, 11/13	15 by Northwestern St, 11/13
3FG Percentage	.545 by Tulane, 11/17	.533 by Northern Iowa, 11/18	.500 by Tulane, 11/17	.167 by Abilene Christian, 11/25	.286 by Northwestern St, 11/13	.267 by Northwestern St, 11/13
FT Made	7 by Northwestern St, 11/13	10 by Clemson, 11/20	15 (Twice)	2 by Northern Iowa, 11/18	1 by No. Colorado, 11/29	4 by No. Colorado, 11/29
FT Attempted	12 by Northern Iowa, 11/18	15 by Northwestern St, 11/13	25 by Northwestern St, 11/13	3 by No. Colorado, 11/29	3 by Northern Iowa, 11/18	7 by No. Colorado, 11/29
FT Percentage	1.000 by No. Colorado, 11/29	1.000 by Northern Iowa, 11/18	.813 by Northern Iowa, 11/18	.333 by Tulane, 11/17	.250 by No. Colorado, 11/29	.474 by Abilene Christian, 11/25
Off. Rebounds	9 by Clemson, 11/20	14 by Clemson, 11/20	23 by Clemson, 11/20	2 by Northern Iowa, 11/18	2 (Twice)	5 by Northern Iowa, 11/18
Def. Rebounds	19 by Abilene Christian, 11/25	13 (Twice)	32 by Abilene Christian, 11/25	11 (3 Times)	5 by Northwestern St, 11/13	16 by Northwestern St, 11/13
Total Rebounds	26 by Abilene Christian, 11/25	27 by Clemson, 11/20	47 by Clemson, 11/20	15 by Northern Iowa, 11/18	9 by Tulane, 11/17	31 by Tulane, 11/17
Assists	9 by Tulane, 11/17	8 (Twice)	16 by Tulane, 11/17	2 by Abilene Christian, 11/25	4 by Abilene Christian, 11/25	6 by Abilene Christian, 11/25
Steals	7 by Abilene Christian, 11/25	8 (Twice)	13 by Abilene Christian, 11/25	2 by Northern Iowa, 11/18	1 by Clemson, 11/20	5 (Twice)
Blocks	5 by Tulane, 11/17	4 (Twice)	9 by Tulane, 11/17	0 (4 Times)	0 (Twice)	0 (Twice)
Turnovers	11 (Twice)	14 by Abilene Christian, 11/25	17 (Twice)	7 by No. Colorado, 11/29	6 (Twice)	13 by Northern Iowa, 11/18
Fouls	16 by Abilene Christian, 11/25	16 by Abilene Christian, 11/25	32 by Abilene Christian, 11/25	4 by Clemson, 11/20	7 (Twice)	11 by Clemson, 11/20
Points in the Paint	22 by Abilene Christian, 11/25	16 (Twice)	32 by Abilene Christian, 11/25	10 (3 Times)	10 by Abilene Christian, 11/25	22 by Northern Iowa, 11/18
Second-Chance Points	8 by Abilene Christian, 11/25	10 by Tulane, 11/17	14 by Clemson, 11/20	2 by Northern Iowa, 11/18	4 by No. Colorado, 11/29	7 (Twice)
Fast Break Points	4 by Abilene Christian, 11/25	6 (Twice)	6 (Twice)	0 (Twice)	0 (Twice)	0 by Clemson, 11/20
Points off Turnovers	11 by Abilene Christian, 11/25	13 by Northern Iowa, 11/18	24 by Northern Iowa, 11/18	2 by Clemson, 11/20	5 by Clemson, 11/20	7 by Clemson, 11/20
Bench Points	15 by Clemson, 11/20	20 by Abilene Christian, 11/25	23 by No. Colorado, 11/29	2 by Northern Iowa, 11/18	8 by Tulane, 11/17	13 by Clemson, 11/20

OPPONENT INDIVIDUAL HIGHS

STAT	FIRST HALF HIGH	SECOND HALF HIGH	GAME HIGH
Points	13, Zeek Woodley of Northwestern St, 11/13	18, Jaron Blossomgame of Clemson, 11/20	22, Twice, Last: Jaron Blossomgame of Clemson, 11/20
FG Made	5, Twice, Last: Jordan Davis of No. Colorado, 11/29	6, Jaron Blossomgame of Clemson, 11/20	8, Twice, Last: Jordan Davis of No. Colorado, 11/29
FG Attempted	11, Jordan Davis of No. Colorado, 11/29	12, Jaron Blossomgame of Clemson, 11/20	20, Jordan Davis of No. Colorado, 11/29
3FG Made	2, 4 Times, Last: Two Players from No. Colorado, 11/29	3, Twice, Last: Marquise Reed of Clemson, 11/20	4, 3 Times, Last: Marquise Reed of Clemson, 11/20
3FG Attempted	6, Jordan Davis of No. Colorado, 11/29	5, Cameron Reynolds of Tulane, 11/17	10, Jordan Davis of No. Colorado, 11/29
FT Made	3, Sidy Djitte of Clemson, 11/20	5, Twice, Last: Payten Ricks of Abilene Christian, 11/25	7, Jeremy Morgan of Northern Iowa, 11/18
FT Attempted	4, 3 Times, Last: Sidy Djitte of Clemson, 11/20	9, Payten Ricks of Abilene Christian, 11/25	9, Payten Ricks of Abilene Christian, 11/25
Off. Rebounds	5, Sidy Djitte of Clemson, 11/20	3, 4 Times, Last: Three Players from Clemson, 11/20	7, Sidy Djitte of Clemson, 11/20
Def. Rebounds	6, Jaren Lewis of Abilene Christian, 11/25	3, 5 Times, Last: Jaren Lewis of Abilene Christian, 11/25	9, Jaren Lewis of Abilene Christian, 11/25
Total Rebounds	9, Sidy Djitte of Clemson, 11/20	6, Twice, Last: Two Players from Clemson, 11/20	14 Sidy Djitte of Clemson, 11/20
Assists	4, Malik Morgan of Tulane, 11/17	3, Twice, Last: Gabe DeVoe of Clemson, 11/20	7, Twice, Last: Jordan Davis of No. Colorado, 11/29
Steals	2, 5 Times, Last: DJ Miles of No. Colorado, 11/29	5, Jeremy Morgan of Northern Iowa, 11/18	7, Jeremy Morgan of Northern Iowa, 11/18
Blocks	2, 4 Times, Last: Two Players from Abilene Christian, 11/25	3, Jeremy Morgan of Northern Iowa, 11/18	4, Twice, Last: Jeremy Morgan of Northern Iowa, 11/18

OPPONENT TOP INDIVIDUAL PERFORMANCES

POINTS

22, Jaron Blossomgame of Clemson, 11/20
 22, Klint Carlson of Northern Iowa, 11/18
 19, Cameron Reynolds of Tulane, 11/17
 19, Zeek Woodley of Northwestern St, 11/13
 17, Twice, Last: Jordan Davis of No. Colorado, 11/29

REBOUNDS

14, Sidy Djitte of Clemson, 11/20
 12, Jaren Lewis of Abilene Christian, 11/25
 7, 4 Times, Last: Jaron Blossomgame of Clemson, 11/20

ASSISTS

7, Jordan Davis of No. Colorado, 11/29
 7, Malik Morgan of Tulane, 11/17
 5, Gabe DeVoe of Clemson, 11/20
 4, Jeremy Morgan of Northern Iowa, 11/18
 3, 5 Times, Last: Klint Carlson of Northern Iowa, 11/18

STEALS

7, Jeremy Morgan of Northern Iowa, 11/18
 3, Drake Green of Abilene Christian, 11/25
 3, Jaylen Franklin of Abilene Christian, 11/25
 2, 7 Times, Last: Three Players from No. Colorado, 11/29

BLOCKS

4, Jeremy Morgan of Northern Iowa, 11/18
 4, Ryan Smith of Tulane, 11/17
 2, Jalone Friday of Abilene Christian, 11/25
 2, Sidy Djitte of Clemson, 11/20
 2, Cameron Reynolds of Tulane, 11/17

FIELD GOAL PERCENTAGE (MIN. 5 SHOTS)

.800 (4-5), Malik Metoyer of Northwestern St, 11/13
 .583 (7-12), Zeek Woodley of Northwestern St, 11/13
 .571 (4-7), Hayden Farquhar of Abilene Christian, 11/25
 .571 (4-7), Bennett Kock of Northern Iowa, 11/18
 .571 (4-7), Jordan Ashton of Northern Iowa, 11/18

#40 RICHARD ANDERSON 6-2 180 FR GUARD MIDWEST CITY, OKLA. (MIDWEST CITY HS)



2016-17 AVERAGES				
GP-GS	PTS	REB	AST	MIN
1-0	0.0	0.0	0.0	2.0

► **2016-17:** Made his collegiate debut on Nov. 13 against Northwestern State, registering two minutes played.
 ► **HIGH SCHOOL:** Walk-on freshman from Midwest City, Okla...Valedictorian at Midwest City HS with a 4.0 GPA...Participated in OBCA All-Star Game...An honorable mention selection on the Oklahoman's 2016 Big All-City Team.

CAREER HIGHS

Points	3-Pt FG Made	FT Attempts	Blocks
FG Made	3-Pt FG Attempts	Rebounds	Steals
FG Attempts	FT Made	Assists	Minutes 2 vs. Northwestern St (11/13/16)

#21 DANTE BUFORD 6-7 221 R-SO FORWARD GREENVILLE, S.C. (ARLINGTON COUNTRY DAY SCHOOL [FLA.])



2016-17 AVERAGES				
GP-GS	PTS	REB	AST	MIN
3-0	2.7	0.3	0.3	4.3

2015-16 AVERAGES				
GP-GS	PTS	REB	AST	MIN
36-0	3.5	1.8	0.6	12.3

► **2015-16:** Appeared in 36 games off the bench, the second-most games played by a freshman in program history...Led the Sooner bench in points per game (3.5) and minutes (12.3)...Connected on 13-of-40 (.325) shots from behind the arc...Poured in a season-high 14 points at Iowa State (Jan. 18) on perfect 4-for-4 shooting from beyond the 3-point arc...Dished out a career-best four assists vs. CSUB in first round of NCAA Tournament (March 18)... A top-75 national recruit coming out of high school.

CAREER HIGHS

Points	14 vs. Iowa State (1/18/16)	3-Pt FG Made	4 vs. Iowa State (1/18/16)	FT Attempts	8 vs. West Virginia (1/16/16)	Blocks	2 (three times)
FG Made	4 (twice)	3-Pt FG Attempts	4 (twice)	Rebounds	8 at Memphis (11/17/15)	Steals	2 (twice)
FG Attempts	7 (four times)	FT Made	7 vs. West Virginia (1/16/16)	Assists	4 vs. CSUB (3/18/16)	Minutes	23 at Memphis (11/17/15)

#25 C.J. COLE 6-7 245 SR FORWARD SPERRY, OKLA. (SPERRY HS)



2016-17 AVERAGES				
GP-GS	PTS	REB	AST	MIN
4-0	0.5	0.8	0.3	3.3

2015-16 AVERAGES				
GP-GS	PTS	REB	AST	MIN
11-0	0.4	0.6	0.0	2.5

► **2015-16:** Appeared in 11 games off the bench, averaging 0.5 points and 0.4 rebounds in 2.5 minutes...Named to the Academic All-Big 12 first team...Graduated in May 2016 with a degree in chemical biosciences with a 3.97 GPA...Presented the Elite 90 Award at the 2016 Final Four, given to the student-athlete with the top GPA among Final Four participants.

CAREER HIGHS

Points	4 vs. Incarnate Word (11/24/15)	3-Pt FG Made	2 (six times)	Blocks	
FG Made	2 vs. Incarnate Word (11/24/15)	3-Pt FG Attempts	1 (three times)	Rebounds	3 (twice)
FG Attempts	3 vs. Incarnate Word (11/24/15)	FT Made	1 (twice)	Assists	2 (three times)
				Steals	1 (11/13/13)
				Minutes	8 (twice)

#11 KRISTIAN DOOLITTLE 6-7 236 FR FORWARD EDMOND, OKLA. (EDMOND MEMORIAL HS)



2016-17 AVERAGES				
GP-GS	PTS	REB	AST	MIN
6-5	9.0	6.2	1.0	24.5

► **2016-17:** Scored a career-high 17 points on 7-of-8 shooting in 18 minutes off the bench against Northern Colorado (Nov. 29) - the most points by a Sooner off the bench since Feb. 2015...Had his first double-digit scoring performance with 13 points against Northern Iowa (Nov. 18)...Recorded his first game of double-digit rebounds when he pulled down 12 boards and scored eight points against Tulane...The first freshman to start for the Sooners since Jordan Woodard in the 2013-14 season.

► **HIGH SCHOOL:** Ranked as the No. 69 overall player in the 2016 class by ESPN and a four-star recruit by both Scout.com and 247Sports...Rated as the No. 1 high school recruit coming out of the state of Oklahoma by ESPN...Led Edmond Memorial to the Class 6A quarterfinals as a senior, scoring 31 points in the team's final game...As a senior, averaged 24.0 points, 13.0 rebounds and 5.0 assists...Named to the Central Oklahoma Athletic Conference First Team...Named to USA Today's All-USA Oklahoma Team...Named to the Oklahoman's Super Five team...Participated in the 2015 NIKE Global Challenge and averaged 10.8 points, 5.8 rebounds, 1.2 assists and 1.2 steals...Won the Class 6A state title his freshman season alongside current Sooner teammate Jordan Woodard...Older brother Kameron played football at Oklahoma State as a wide receiver.

CAREER HIGHS

Points	17 vs. No. Colorado (11/29/16)	3-Pt FG Made	1 (twice)	FT Attempts	8 (twice)	Blocks	
FG Made	7 vs. No. Colorado (11/29/16)	3-Pt FG Attempts	2 (twice)	Rebounds	12 vs. Tulane (11/17/16)	Steals	2 (three times)
FG Attempts	8 (twice)	FT Made	7 vs. Abilene Christian (11/25/16)	Assists	3 vs. Clemson (11/20/16)	Minutes	34 vs. Northern Iowa (11/18/16)

#5 MATT FREEMAN 6-10 224 R-FR FORWARD AUCKLAND, NEW ZEALAND (WESTLAKE BOYS HS)



2016-17 AVERAGES				
GP-GS	PTS	REB	AST	MIN
6-1	4.8	2.5	0.5	14.0

► **2016-17:** Made his first collegiate start on Nov. 29 against Northern Colorado...In his OU debut (Nov. 13 vs. Northwestern State), shot 6-of-7 from the field and 3-of-4 from 3-point range to score 15 points...His 15 points were the most by a Sooner freshman in a season opener since Steven Pledger (21 in 2009) and the most points off the bench by an OU player since Rashard Odomes (15, Nov. 20, 2015).

► **HIGH SCHOOL:** Joined the Sooners midway through the 2015-16 season as a redshirt after graduating in the fall of 2015...Ranked as a four-star recruit by Rivals.com and earned three stars from both Scout.com and 247Sports...Attended Westlake Boys High School in Auckland, New Zealand where he averaged 31.0 points and 13.0 rebounds in his senior season...Scored a combined 135 points in the final three games of his high school career...At the 2015 Adidas Global Nations in California he averaged 17.8 points, 3.3 rebounds and 1.5 assists for the Asian Pacific Team...Member of the New Zealand squad which won the 2015 FIBA Under-18 3x3 World Championship finals in Hungary, defeating Argentina in the finals...Born in Auckland, New Zealand.

CAREER HIGHS

Points	15 vs. Northwestern St (11/13/16)	3-Pt FG Made	3 vs. Northwestern St (11/13/16)	FT Attempts	2 vs. Abilene Christian (11/25/16)	Blocks	1 (twice)
FG Made	6 vs. Northwestern St (11/13/16)	3-Pt FG Attempts	4 vs. Northwestern St (11/13/16)	Rebounds	4 (twice)	Steals	1 (twice)
FG Attempts	7 vs. Northwestern St (11/13/16)	FT Made	1 vs. Abilene Christian (11/25/16)	Assists	2 vs. Northern Iowa (11/18/16)	Minutes	20 vs. Tulane (11/17/16)

#22 DANIEL HARPER 6-1 190 SR GUARD NORMAN, OKLA. (NORMAN HS)



2016-17 AVERAGES				
GP-GS	PTS	REB	AST	MIN
1-0	0.0	1.0	1.0	2.0

► **2015-16:** A walk-on guard...In seven games, tallied 15 total minutes for an average of 2.1 per contest...His two steals vs. McNeese State (Nov. 20) marked a career high...Registered a career-high four minutes vs. Central Arkansas (Dec. 3).

2015-16 AVERAGES				
GP-GS	PTS	REB	STL	MIN
5-0	0.0	0.2	0.6	1.9

CAREER HIGHS

Points	3 vs. Texas Tech (1/28/15)	3-Pt FG Made	1 vs. Texas Tech (1/28/15)	FT Attempts	None	Blocks	None
FG Made	1 vs. Texas Tech (1/28/15)	3-Pt FG Attempts	1 (three times)	Rebounds	1 (four times)	Steals	2 vs. McNeese State (11/20/15)
FG Attempts	1 (six times)	FT Made	None	Assists	1 (three)	Minutes	4 vs. UCA (12/3/15)

#3 CHRISTIAN JAMES 6-4 218 SO GUARD HOUSTON, TEXAS (BELLAIRE HS)



2016-17 AVERAGES				
GP-GS	PTS	REB	AST	MIN
6-6	11.3	4.2	2.2	23.7

2015-16 AVERAGES				
GP-GS	PTS	REB	AST	MIN
35-0	2.9	1.7	0.5	9.4

► **2016-17:** Through six games, is shooting 12-for-21 (.572) from behind the arc and is six 3-point field goals away from surpassing his 2015-16 season total (17-of-34 in 35 games)...His 3-point field goal percentage of .572 leads all Big 12 players...Notched 14 points and seven rebounds against Northern Colorado (Nov. 29)... Scored 14 second-half points on 5-of-7 shooting and finished with a career-best 17 points and 5-of-5 shooting from 3-point range vs. Clemson (Nov. 20)...First Sooner to shoot 100 percent from 3-point range on at least five attempts since Buddy Hield went 7-for-7 in Nov., 2014...Scored double figures in back-to-back games for the first time in his career by tallying 12 points against both Northwestern State (Nov. 13) and Tulane (Nov. 17).

► **2015-16:** Saw action in 35 games – the fourth-most games played by a freshman in OU history...Averaged 2.9 points and 1.7 rebounds in 9.4 minutes per contest...Shot .426 (29-68) from the floor, .500 (17-34) from beyond the arc and .771 (27-35) from the free throw line...Saw an increased role during the Sooners' postseason run, averaging 17.0 minutes in the Big 12 Championship Semifinals and five NCAA Tournament games... In five NCAA Tournament games, averaged 4.8 points and 3.6 rebounds...Pulled down a career-high 10 rebounds in West Regional Final versus Oregon on March 26...Scored in double figures on four occasions: Dec. 3 vs. Central Arkansas (11), Feb. 2 vs. TCU (12), March 11 vs. West Virginia (Big 12 Championship Semifinals, 13) and March 24 vs Texas A&M (NCAA Tournament, 12).

CAREER HIGHS

Points	17 vs. Clemson (11/20/16)	3-Pt FG Made	5 vs. Clemson (11/20/16)	FT Attempts	6 (twice)	Blocks	1 (three times)
FG Made	6 vs. Clemson (11/20/16)	3-Pt FG Attempts	6 vs. Texas A&M (3/24/16)	Rebounds	10 vs. Oregon (3/26/16)	Steals	2 (twice)
FG Attempts	10 (twice)	FT Made	5 (twice)	Assists	3 (three times)	Minutes	28 (twice)

#12 KHADEEM LATTIN 6-9 212 JR FORWARD HOUSTON, TEXAS (REDEMPTION CHRISTIAN HOME SCHOOL ACADEMY)



2016-17 AVERAGES				
GP-GS	PTS	REB	BLK	MIN
6-6	11.5	6.7	2.5	24.7

2015-16 AVERAGES				
GP-GS	PTS	REB	BLK	MIN
37-37	5.6	5.3	2.1	22.0

► **2016-17:** Entering the year with six career games of double-digit scoring, he has scored 10 or more points in five of OU's six contests this season...Swatted a season-best five blocks vs. Northern Colorado (Nov. 29)...Tallied a season-high four blocks against Northern Iowa (Nov. 18)...Opened the year with a career-high 19 points (7-of-9 shooting), 11 rebounds and two blocks for his third career double-double...One of two returning starters from the 2016 Final Four squad...Ranks fifth in program history in career blocked shots with **110**.

► **2015-16:** Started all 37 games for the Sooners, averaging 5.6 points, 5.3 rebounds (3rd on the team, 17th in Big 12) and 2.1 blocks per contest (1st in Big 12)...His 77 blocks in 2015-16 were the third most in school history and helped earn his way onto the Big 12 All-Defensive Team...His 2.1 blocks per game led all Big 12 players...Boasted the highest field goal percentage on the team by shooting 88-of-158 (.557)...Recorded two double-doubles: at Kansas on Jan. 4 (10 points, 14 rebounds) and vs. Kansas State on Jan. 9 (10 points, 10 rebounds)...Averaged 2.7 rejections per game in league contests (led Big 12)...Registered at least six blocks on five occasions...Swatted a career-high eight shots vs. Texas Tech Jan. 26)...Tallied career-high 17 points versus Hawaii (Dec. 23)...Pulled down a career-best 14 rebounds at Kansas (Jan. 4).

CAREER HIGHS

Points	19 vs. Northwestern St (11/13/16)	3-Pt FG Made	None	FT Attempts	6 (four times)	Blocks	8 vs. Texas Tech (1/26)
FG Made	7 (twice)	3-Pt FG Attempts	1 (three times)	Rebounds	14 vs. Kansas (1/4/16)	Steals	3 (five times)
FG Attempts	10 vs. Clemson (11/20/16)	FT Made	5 (Twice)	Assists	3 vs. Baylor (1/23/16)	Minutes	46 vs. Kansas (1/4/16)

#20 KAMERON MCGUSTY 6-5 191 FR GUARD KATY, TEXAS (SUNRISE CHRISTIAN ACADEMY [KAN.])



2016-17 AVERAGES				
GP-GS	PTS	REB	AST	MIN
6-0	6.0	1.7	1.0	17.5

► **2016-17:** Registered career highs in rebounds (three) and blocks (two) vs. Northern Colorado (Nov. 29)... Reached double-digit points for the first time in his career, scoring 14 points on 6-of-8 shooting vs. Clemson (Nov. 20).

► **HIGH SCHOOL:** Ranked as the 33rd and 40th overall recruit by Scout.com and ESPN.com, respectively...247Sports named him the fifth-best shooting guard in the 2016 class and the sixth-best overall recruit from the state of Texas...Ranked as a four-star recruit by Rivals.com and Scout.com...Spent his senior season at Sunrise Christian Academy in Bel Aire, Kan. – the alma mater of former OU guard Buddy Hield...Averaged 22 points, five assists and three rebounds as a junior at Seven Lakes High School in Texas.

CAREER HIGHS

Points	14 vs. Clemson (11/20/16)	3-Pt FG Made	1 (twice)	FT Attempts	5 vs. Abilene Christian (11/25/16)	Blocks	2 vs. No. Colorado (11/29/16)
FG Made	6 vs. Clemson (11/20/16)	3-Pt FG Attempts	5 vs. No. Colorado (11/29/16)	Rebounds	3 vs. No. Colorado (11/29/16)	Steals	2 vs. Clemson (11/20/16)
FG Attempts	8 vs. Clemson (11/20/16)	FT Made	4 vs. Abilene Christian (11/25/16)	Assists	3 vs. Abilene Christian (11/25/16)	Minutes	21 vs. Abilene Christian (11/25/16)

#4 JAMUNI MCNEACE 6-10 215 R-SO CENTER ALLEN, TEXAS (ALLEN HS)



2016-17 AVERAGES				
GP-GS	PTS	REB	BLK	MIN
6-0	3.7	5.8	1.8	14.5

2015-16 AVERAGES				
GP-GS	PTS	REB	BLK	MIN
27-0	1.2	1.4	0.3	7.7

►**2016-17:** Pulled down a career-best nine rebounds vs. Tulane (Nov. 17) while tying his career high in points (six).
 ►**2015-16:** Came off the bench on 27 occasions in, averaging 1.2 points and 1.4 rebounds in 7.7 minutes per contest...Shot .545 (12-22) from the floor and .429 (9-21) from the foul line...Tallied eight blocks and two steals on the season...Played in a season-high 14 minutes on two occasions: March 5 at TCU and March 24 vs. Texas A&M.

CAREER HIGHS

Points	6 (twice)	3-Pt FG Made		FT Attempts	4 (three times)	Blocks	3 (twice)
FG Made	3 (twice)	3-Pt FG Attempts		Rebounds	9 vs. Tulane (11/17/16)	Steals	1 (three times)
FG Attempts	5 (twice)	FT Made	3 (twice)	Assists	1 vs. UCA (12/3/15)	Minutes	18 vs. Tulane (11/17/16)

#1 RASHARD ODOMES 6-6 212 SO GUARD COPPERAS COVE, TEXAS (COPPERAS COVE HS)



2016-17 AVERAGES				
GP-GS	PTS	REB	AST	MIN
6-6	8.5	3.3	1.8	22.3

2015-16 AVERAGES				
GP-GS	PTS	REB	AST	MIN
18-0	1.9	0.8	0.3	6.1

►**2016-17:** Pulled down a career-best seven rebounds while scoring 11 points vs. Northern Iowa (Nov. 18)... Scored a career-high-tying 15 points on 7-of-11 shooting against Tulane (Nov. 17).
 ►**2015-16:** Appeared in 18 games, averaging 1.9 points and 0.8 rebounds in 6.1 minutes per contest...Shot .458 (11-24) from the floor, .333 (1-3) from 3-point range and .571 (12-21) from the free throw line...Registered a season-high 15 points on 6-of-7 shooting at home against McNeese State (Nov. 20) – the most points by a Sooner coming off the bench...His six FGM, seven FGA and 18 minutes in the McNeese State game also marked season highs...Appeared in three postseason games (March 18 vs. CSUB and March 20 vs. VCU, April 2 vs. Villanova).

CAREER HIGHS

Points	15 (twice)	3-PT FG Made	1 vs. McNeese State (11/20/15)	FT Attempts	7 vs. Abilene Christian (11/25/16)	Blocks	1 vs. Villanova (4/2/16)
FG Made	7 vs. Tulane (11/17/16)	3-PT FG Attempts	1 (four times)	Rebounds	7 vs. Northern Iowa (11/18/16)	Steals	3 vs. Northwestern St (11/13/16)
FG Attempts	11 (Twice)	FT Made	5 vs. Abilene Christian (11/25/16)	Assists	5 vs. Northwestern St (11/13/16)	Minutes	36 vs. Northern Iowa (11/18/16)

#15 GRANT QUINN 6-4 185 FR GUARD ARGYLE, TEXAS (LIBERTY CHRISTIAN HS)




2016-17 AVERAGES				
GP-GS	PTS	REB	AST	MIN
-	-	-	-	-

►**HIGH SCHOOL:** A walk-on guard... Named to the TAPPS All-District Second Team and TAPPS Academic All-State Team his senior season...Averaged 15 points per game as a senior...Graduated from Liberty Christian HS with a 3.8 GPA...Strung together a five-game streak with at least four 3-pointers his senior year...Played for coach Lance Burroughs...Also competed in track and field.

CAREER HIGHS

Points		3-Pt FG Made		FT Attempts		Blocks	
FG Made		3-Pt FG Attempts		Rebounds		Steals	
FG Attempts		FT Made		Assists		Minutes	

#13 JORDAN SHEPHERD 6-2 180 FR GUARD ASHEVILLE, N.C. (ASHEVILLE CHRISTIAN ACADEMY)



2016-17 AVERAGES				
GP-GS	PTS	REB	AST	MIN
6-0	2.5	0.2	1.2	10.0


►**2016-17:** Opened his collegiate career with eight points, two assists, two steals, one rebound and one block vs. Northwestern State (Nov. 13).

►**HIGH SCHOOL:** Honored as the 2015-16 Carolinas Athletic Association's Player of the Year after averaging 19.2 points, 5.1 assists, 5.1 rebounds and 2.1 steals per game as a senior...Named to the NCISAA 2-A All-State Team...Originally committed to James Madison but chose to reopen his recruitment after the program announced a coaching change.

CAREER HIGHS

Points	8 vs. Northwestern St (11/13/16)	3-Pt FG Made	1 (twice)	FT Attempts	4 vs. Northwestern St (11/13/16)	Blocks	1 (twice)
FG Made	2 (twice)	3-Pt FG Attempts	2 (twice)	Rebounds	1 vs. Northwestern St (11/13/16)	Steals	2 vs. Northwestern St (11/13/16)
FG Attempts	5 vs. Northwestern St (11/13/16)	FT Made	3 vs. Northwestern St (11/13/16)	Assists	2 (twice)	Minutes	19 vs. Northwestern St (11/13/16)

#0 DARRION STRONG-MOORE 6-1 180 JR GUARD CHICAGO, ILL. (COFFEYVILLE COMMUNITY COLLEGE [KAN.]



2016-17 AVERAGES				
GP-GS	PTS	REB	AST	MIN
6-0	4.3	1.0	2.0	17.0


►**2016-17:** Made his Sooner debut on Nov. 13 vs. Northwestern State, scoring nine points (4-of-5 shooting) with three assists in 15 minutes.

►**JUNIOR COLLEGE:** A three-star recruit by Rivals.com...Wrapped up his junior college career at Coffeyville Community College in Kansas...Last season as a sophomore, played in 30 games (all starts) and averaged 17.7 points, 3.3 assists and 2.8 rebounds per game while shooting .443 from the floor and .324 from long range...As a freshman in 2014-15, averaged 21.3 points and 2.2 assists per game while shooting .471 from the field and .420 from 3-point range...Was named freshman of the year and MVP of the Kansas Jayhawk Community College Conference and was named a third-team NJCAA All-American.

CAREER HIGHS

Points	9 vs. Northwestern St (11/13/16)	3-Pt FG Made	2 vs. Clemson (11/20/16)	FT Attempts	3 vs. No. Colorado (11/29/16)	Blocks	
FG Made	4 vs. Northwestern St (11/13/16)	3-Pt FG Attempts	4 vs. No. Colorado (11/29/16)	Rebounds	2 vs. Clemson (11/20/16)	Steals	1 (twice)
FG Attempts	5 (three times)	FT Made	2 (twice)	Assists	3 (3 Times)	Minutes	25 vs. Clemson (11/20/16)

#30 MARSHALL THORPE 6-9 235 R-FR FORWARD TULSA, OKLA. (BISHOP KELLEY HS)



2016-17 AVERAGES				
GP-GS	PTS	REB	BLK	MIN
1-0	0.0	0.0	1.0	2.0

►**2016-17:** A walk-on forward in his first season with the program...Made his OU debut on Nov. 13 vs. Northwestern State.

►**HIGH SCHOOL:** Played at Bishop Kelley HS for coach Danny Limes...Named to the all-tournament first team for the eight-team Bishop Kelley Invitational...An all-state academic selection and member of the National Honors Society...Grew seven inches taller between his sophomore and senior years.

CAREER HIGHS

Points		3-Pt FG Made		FT Attempts		Blocks	1 vs. Northwestern St (11/13/16)
FG Made		3-Pt FG Attempts		Rebounds		Steals	
FG Attempts		FT Made		Assists		Minutes	2 vs. Northwestern St (11/13/16)

#10 JORDAN WOODARD 6-0 187 SR GUARD ARCADIA, OKLA. (EDMOND MEMORIAL HS)



2016-17 AVERAGES				
GP-GS	PTS	REB	AST	MIN
6-6	17.0	5.5	4.7	30.7

2015-16 AVERAGES				
GP-GS	PTS	REB	AST	MIN
37-37	11.1	3.0	3.4	29.8

►**2016-17:** A 2016 Preseason All-Big 12 Team honorable mention selection...Has started in 111 consecutive games...Enters Saturday with five straight games of three or more steals, the first Sooner to put together such a streak since Eduardo Najera in 1998-99...Stuffed the stat sheet against Northern Colorado (Nov. 29) with 14 points, nine rebounds, seven assists and three steals...Named to the Tire Pros Invitational All-Tournament Team, averaging 18.7 points, 6.0 assists, 5.0 rebounds and 3.3 steals during the three-game tournament in Orlando, Fla...Totaled 21 points, nine assists, five rebounds and four steals vs. Clemson (Nov. 20) - the first game in his career that he dished out nine assists while scoring at least 20 points...Scored 16 second-half points and finished with a season-high 22 points with seven assists, six rebounds and four steals against Tulane (Nov. 17) - the first game in his career he has surpassed 20 points, five rebounds and five assists (he accomplished the

feat again on Nov. 20 vs. Clemson)...Opened the season with 16 points, five rebounds and three assists in 20 minutes (Nov. 13 vs. Northwestern State...On pace to finish in top three in OU history in assists...Ranks eighth in program history in career assists (433) and career free throw percentage (.802)...With 1,250 career points, ranks 23rd on OU's career points list.

►**2015-16:** Voted All-Big 12 Honorable Mention by league coaches...Started all 37 games of the season...Averaged career highs in both points (13.0) and assists (3.4) per game and also averaged 3.0 rebounds and 1.6 steals (fifth in Big 12) per contest...His 13.0 points per game ranked second on the team and 10th overall in the Big 12...His assists per game total ranked ninth among conference foes...Shot .416 (151-363) from the floor, .455 (80-176) from 3-point range (second in Big 12) and .805 (99-123) from the charity stripe (seventh in Big 12)...In five NCAA Tournament games, averaged 15.8 points, 3.2 rebounds and 2.8 assists in 29.8 minutes...Had 27 double figures scoring games on the year...Registered six games of 20 or more points.

CAREER HIGHS

Points	28 vs. Harvard (12/25/15)	3-Pt FG Made	6 (twice)	FT Attempts	22 vs. Tulsa (12/14/13)	Blocked Shots	1 (13 times)
FG Made	9 (twice)	3-Pt FG Attempts	10 vs. Northern Iowa (11/18/16)	Rebounds	9 (twice)	Steals	5 vs. Oklahoma State (1/31/15)
FG Attempts	20 vs. Kansas (1/4/16)	FT Made	17 vs. Tulsa (12/14/13)	Assists	12 vs. UT Arlington (12/17/13)	Minutes Played	50 vs. Kansas (1/4/16)



LON KRUGER

17 NCAA TOURNAMENT APPEARANCES • TWO FINAL FOURS • FIVE SWEET SIXTEENS
 ONLY COACH TO LEAD FIVE DIFFERENT PROGRAMS TO AN NCAA TOURNAMENT WIN
 10TH MOST WINS AMONG ACTIVE DIVISION I HEAD COACHES

KRUGER'S SOONER TURNAROUND

► Kruger has been leaving his trademark rebuilding stamp on college basketball programs throughout his career. He is the only Division I coach to ever take five different schools to the NCAA Tournament. In 2015 he became the first coach since the NCAA Tournament expanded to 64 teams in 1985 to take four programs to the Sweet 16 or beyond.

► After inheriting a program that went 27-36 (.429) in the two seasons prior to his arrival, Kruger has coached the Sooners to a 116-58 (.667) record in six seasons. Over the last four full campaigns, OU posted a 96-41 (.701) mark and advanced to the NCAA Tournament each season, capped by a trip to the 2016 Final Four in Houston. The Sooners had previously not been to the postseason since 2009 when they advanced to the NCAA Elite Eight.

► With a career college coaching record of 595-362 (.622), Kruger owns the 10th most wins among active Division I coaches. He owns a 20-17 record in NCAA Tournament games and has compiled 16 20-plus-win seasons, including nine in the last 10 years. His collegiate teams have made postseason appearances in 21 of the last 26 years.

► Under Kruger, Sooner players have earned First-Team All-Big 12 selections on three occasions and racked up 14 Academic All-Big 12 honors. Buddy Hield, who played four seasons for Kruger (2012-16), was named the winner of the 2016 Wooden Award, Naismith Trophy and the Oscar Robertson Trophy as the national player of the year (first consensus player of the year for OU since Blake Griffin in 2009).

► Three Sooners have been drafted into the NBA during Kruger's tenure. Buddy Hield was selected as the sixth overall pick in the 2016 NBA Draft while Isaiah Cousins (2016) and Romero Osby (2013) were chosen in the second round of their respected drafts.

► For a full bio, visit SoonerSports.com.

LON KRUGER YEAR BY YEAR

Year	School	Record	Pct.
1982-83	Pan American	7-21	.250
1983-84	Pan American	13-14	.481
1984-85	Pan American	12-16	.429
1985-86	Pan American	20-8	.714
1986-87	* Kansas State	20-11	.645
1987-88	* Kansas State	25-9	.735
1988-89	* Kansas State	19-11	.633
1989-90	* Kansas State	17-15	.531
1990-91	Florida	11-17	.393
1991-92	^ Florida	19-14	.576
1992-93	^ Florida	16-12	.571
1993-94	* Florida	29-8	.784
1994-95	* Florida	17-13	.567
1995-96	Florida	12-16	.429
1996-97	* Illinois	22-10	.688
1997-98	* Illinois	23-10	.697
1998-99	Illinois	14-18	.438
1999-00	* Illinois	22-10	.688
2004-05	^ UNLV	17-14	.548
2005-06	UNLV	17-13	.567
2006-07	* UNLV	30-7	.811
2007-08	* UNLV	27-8	.771
2008-09	^ UNLV	21-11	.656
2009-10	* UNLV	25-9	.735
2010-11	* UNLV	24-9	.727
2011-12	Oklahoma	15-16	.483
2012-13	* Oklahoma	20-12	.625
2013-14	* Oklahoma	23-10	.697
2014-15	* Oklahoma	24-11	.686
2015-16	* Oklahoma	29-8	.784
2016-17	Oklahoma	5-1	.333
Totals		595-362	.622

* NCAA Tournament ^ NIT

► **KRUGER FILE**

Hometown: Silver Lake, Kan.
Alma Mater: Kansas State '75
Years Coached: 30
Career Record: 595-362 (.622)
Record at OU: 116-58 (.667)
Postseason Appearances: 21 (17 NCAA, 4 NIT)

► **FAMILY**

Wife: Barbara
Daughter: Angie
Son: Kevin
Granddaughter: Avery
Grandson: Wyatt

GAME 7: OKLAHOMA AT WISCONSIN

#40 RICHARD ANDERSON

Date	Opponent	MIN	FG	3FG	FT	O-D-T	PF	A	TO	B	S	TP
N13	Northwestern State	2	0-0	0-0	0-0	0-0-0	0	0	0	0	0	0
N17	vs. Tulane					DNP						
N18	vs. Northern Iowa					DNP						
N20	vs. Clemson					DNP						
N25	Abilene Christian					DNP						
N29	Northern Colorado					DNP						
D3	at Wisconsin											
D7	Oral Roberts											
D10	Wichita State											
D17	Memphis											
D21	vs. Auburn											
D30	Baylor											
J3	at TCU											
J7	at Kansas State											
J10	Kansas											
J14	Texas Tech											
J18	at West Virginia											
J21	Iowa State											
J23	at Texas											
J28	Florida											
J30	Oklahoma State											
F4	at Texas Tech											
F8	West Virginia											
F11	at Iowa State											
F14	Texas											
F18	at Oklahoma State											
F21	at Baylor											
F25	Kansas State											
F27	at Kansas											
M4	TCU											

* Starter

#21 DANTE BUFORD

Date	Opponent	MIN	FG	3FG	FT	O-D-T	PF	A	TO	B	S	TP
N13	Northwestern State											
N17	vs. Tulane					DNP						
N18	vs. Northern Iowa					DNP						
N20	vs. Clemson	2	0-1	0-0	0-0	0-0-0	1	0	0	0	0	0
N25	Abilene Christian	2	0-0	0-0	0-0	0-0-0	0	0	0	0	0	0
N29	Northern Colorado	9	3-4	2-3	0-1	1-0-1	0	1	0	0	0	8
D3	at Wisconsin											
D7	Oral Roberts											
D10	Wichita State											
D17	Memphis											
D21	vs. Auburn											
D30	Baylor											
J3	at TCU											
J7	at Kansas State											
J10	Kansas											
J14	Texas Tech											
J18	at West Virginia											
J21	Iowa State											
J23	at Texas											
J28	Florida											
J30	Oklahoma State											
F4	at Texas Tech											
F8	West Virginia											
F11	at Iowa State											
F14	Texas											
F18	at Oklahoma State											
F21	at Baylor											
F25	Kansas State											
F27	at Kansas											
M4	TCU											

* Starter

#25 C.J. COLE

Date	Opponent	MIN	FG	3FG	FT	O-D-T	PF	A	TO	B	S	TP
N13	Northwestern State	3	0-0	0-0	0-2	2-0-2	0	1	0	0	0	0
N17	vs. Tulane					DNP						
N18	vs. Northern Iowa	5	1-1	0-0	0-0	0-1-1	2	0	0	0	0	2
N20	vs. Clemson	2	0-1	0-0	0-0	0-0-0	2	0	0	0	0	0
N25	Abilene Christian					DNP						
N29	Northern Colorado	3	0-0	0-0	0-0	0-0-0	0	0	0	0	0	0
D3	at Wisconsin											
D7	Oral Roberts											
D10	Wichita State											
D17	Memphis											
D21	vs. Auburn											
D30	Baylor											
J3	at TCU											
J7	at Kansas State											
J10	Kansas											
J14	Texas Tech											
J18	at West Virginia											
J21	Iowa State											
J23	at Texas											
J28	Florida											
J30	Oklahoma State											
F4	at Texas Tech											
F8	West Virginia											
F11	at Iowa State											
F14	Texas											
F18	at Oklahoma State											
F21	at Baylor											
F25	Kansas State											
F27	at Kansas											
M4	TCU											

* Starter

#11 KRISTIAN DOOLITTLE

Date	Opponent	MIN	FG	3FG	FT	O-D-T	PF	A	TO	B	S	TP
N13	*Northwestern State	19	2-4	1-2	0-0	1-2-3	2	1	0	0	0	5
N17	*vs. Tulane	22	3-8	0-1	2-2	5-7-12	0	0	1	0	0	8
N18	*vs. Northern Iowa	34	3-5	1-1	6-8	2-3-5	5	2	5	0	2	13
N20	*vs. Clemson	32	0-5	0-0	2-2	3-4-7	2	3	2	0	2	2
N25	*Abilene Christian	24	1-5	0-2	7-8	2-3-5	1	0	1	0	2	9
N29	Northern Colorado	18	7-8	1-1	2-3	2-3-5	0	0	0	0	0	17
D3	at Wisconsin											
D7	Oral Roberts											
D10	Wichita State											
D17	Memphis											
D21	vs. Auburn											
D30	Baylor											
J3	at TCU											
J7	at Kansas State											
J10	Kansas											
J14	Texas Tech											
J18	at West Virginia											
J21	Iowa State											
J23	at Texas											
J28	Florida											
J30	Oklahoma State											
F4	at Texas Tech											
F8	West Virginia											
F11	at Iowa State											
F14	Texas											
F18	at Oklahoma State											
F21	at Baylor											
F25	Kansas State											
F27	at Kansas											
M4	TCU											

* Starter

GAME 7: OKLAHOMA AT WISCONSIN

#5 MATT FREEMAN

Date	Opponent	MIN	FG	3FG	FT	O-D-T	PF	A	TO	B	S	TP
N13	Northwestern State	18	6-7	3-4	0-0	0-1-1	3	0	1	0	1	15
N17	vs. Tulane	20	2-3	2-3	0-0	0-2-2	0	0	0	0	0	9
N18	vs. Northern Iowa	11	1-3	1-2	0-0	0-2-2	0	2	1	1	0	3
N20	vs. Clemson	7	0-2	0-1	0-0	0-4-4	1	1	2	1	0	0
N25	Abilene Christian	15	2-5	0-3	1-2	1-3-4	0	0	0	0	1	5
N29	*Northern Colorado	13	0-2	0-1	0-0	1-1-2	1	0	1	0	0	0
D3	at Wisconsin											
D7	Oral Roberts											
D10	Wichita State											
D17	Memphis											
D21	vs. Auburn											
D30	Baylor											
J3	at TCU											
J7	at Kansas State											
J10	Kansas											
J14	Texas Tech											
J18	at West Virginia											
J21	Iowa State											
J23	at Texas											
J28	Florida											
J30	Oklahoma State											
F4	at Texas Tech											
F8	West Virginia											
F11	at Iowa State											
F14	Texas											
F18	at Oklahoma State											
F21	at Baylor											
F25	Kansas State											
F27	at Kansas											
M4	TCU											

* Starter

#22 DANIEL HARPER

Date	Opponent	MIN	FG	3FG	FT	O-D-T	PF	A	TO	B	S	TP
N13	Northwestern State	2	0-1	0-0	0-0	0-1-1	0	1	1	0	0	0
N17	vs. Tulane											
N18	vs. Northern Iowa											
N20	vs. Clemson											
N25	Abilene Christian											
N29	Northern Colorado											
D3	at Wisconsin											
D7	Oral Roberts											
D10	Wichita State											
D17	Memphis											
D21	vs. Auburn											
D30	Baylor											
J3	at TCU											
J7	at Kansas State											
J10	Kansas											
J14	Texas Tech											
J18	at West Virginia											
J21	Iowa State											
J23	at Texas											
J28	Florida											
J30	Oklahoma State											
F4	at Texas Tech											
F8	West Virginia											
F11	at Iowa State											
F14	Texas											
F18	at Oklahoma State											
F21	at Baylor											
F25	Kansas State											
F27	at Kansas											
M4	TCU											

* Starter

#3 CHRISTIAN JAMES

Date	Opponent	MIN	FG	3FG	FT	O-D-T	PF	A	TO	B	S	TP
N13	*Northwestern State	20	5-7	2-3	0-0	1-2-3	2	3	2	0	0	12
N17	*vs. Tulane	19	5-9	2-3	0-2	1-3-4	4	4	1	0	1	12
N18	*vs. Northern Iowa	28	3-8	1-3	2-4	1-6-7	5	2	3	0	1	9
N20	*vs. Clemson	26	6-10	5-5	0-0	0-3-3	3	1	2	0	0	17
N25	*Abilene Christian	22	1-7	0-2	2-5	0-1-1	3	2	3	0	1	4
N29	*Northern Colorado	27	5-10	2-5	2-4	2-5-7	2	1	2	0	1	14
D3	at Wisconsin											
D7	Oral Roberts											
D10	Wichita State											
D17	Memphis											
D21	vs. Auburn											
D30	Baylor											
J3	at TCU											
J7	at Kansas State											
J10	Kansas											
J14	Texas Tech											
J18	at West Virginia											
J21	Iowa State											
J23	at Texas											
J28	Florida											
J30	Oklahoma State											
F4	at Texas Tech											
F8	West Virginia											
F11	at Iowa State											
F14	Texas											
F18	at Oklahoma State											
F21	at Baylor											
F25	Kansas State											
F27	at Kansas											
M4	TCU											

* Starter

#12 KHADEEM LATTIN

Date	Opponent	MIN	FG	3FG	FT	O-D-T	PF	A	TO	B	S	TP
N13	*Northwestern State	24	7-9	0-0	5-6	6-5-11	3	0	2	2	1	19
N17	*vs. Tulane	22	3-6	0-0	4-6	0-4-4	4	2	3	0	0	10
N18	*vs. Northern Iowa	26	3-7	0-0	5-5	5-1-6	4	0	3	4	1	11
N20	*vs. Clemson	29	5-10	0-0	0-0	0-4-4	4	1	2	2	2	10
N25	*Abilene Christian	25	3-6	0-0	3-4	2-7-9	1	0	1	2	3	9
N29	*Northern Colorado	22	5-6	0-0	0-2	3-3-6	2	0	3	5	3	10
D3	at Wisconsin											
D7	Oral Roberts											
D10	Wichita State											
D17	Memphis											
D21	vs. Auburn											
D30	Baylor											
J3	at TCU											
J7	at Kansas State											
J10	Kansas											
J14	Texas Tech											
J18	at West Virginia											
J21	Iowa State											
J23	at Texas											
J28	Florida											
J30	Oklahoma State											
F4	at Texas Tech											
F8	West Virginia											
F11	at Iowa State											
F14	Texas											
F18	at Oklahoma State											
F21	at Baylor											
F25	Kansas State											
F27	at Kansas											
M4	TCU											

* Starter

GAME 7: OKLAHOMA AT WISCONSIN

#20 KAMERON MCGUSTY

Date	Opponent	MIN	FG	3FG	FT	O-D-T	PF	A	TO	B	S	TP
N13	Northwestern State	18	1-5	0-2	1-2	0-1-1	0	0	2	0	0	3
N17	vs. Tulane	17	1-5	0-2	2-2	0-2-2	0	2	2	0	0	4
N18	vs. Northern Iowa	15	1-3	1-1	0-0	0-1-1	2	3	0	0	0	3
N20	vs. Clemson	18	6-8	1-3	1-1	0-1-1	1	0	1	0	2	14
N25	Abilene Christian	21	1-3	0-0	4-5	1-1-2	1	3	0	0	2	6
N29	Northern Colorado	16	2-6	2-5	0-0	1-2-3	0	1	2	2	0	6
D3	at Wisconsin											
D7	Oral Roberts											
D10	Wichita State											
D17	Memphis											
D21	vs. Auburn											
D30	Baylor											
J3	at TCU											
J7	at Kansas State											
J10	Kansas											
J14	Texas Tech											
J18	at West Virginia											
J21	Iowa State											
J23	at Texas											
J28	Florida											
J30	Oklahoma State											
F4	at Texas Tech											
F8	West Virginia											
F11	at Iowa State											
F14	Texas											
F18	at Oklahoma State											
F21	at Baylor											
F25	Kansas State											
F27	at Kansas											
M4	TCU											

* Starter

#4 JAMUNI MCNEACE

Date	Opponent	MIN	FG	3FG	FT	O-D-T	PF	A	TO	B	S	TP
N13	Northwestern State	16	3-5	0-0	0-2	1-5-6	2	0	0	3	0	6
N17	vs. Tulane	18	3-3	0-0	0-2	3-6-9	5	0	0	1	0	6
N18	vs. Northern Iowa	15	1-1	0-0	0-0	0-4-4	1	0	2	1	0	2
N20	vs. Clemson	8	0-0	0-0	0-0	1-2-3	3	0	0	2	0	0
N25	Abilene Christian	15	1-5	0-0	3-4	3-3-6	3	0	0	3	0	5
N29	Northern Colorado	15	1-2	0-0	1-2	0-7-7	2	0	1	1	1	3
D3	at Wisconsin											
D7	Oral Roberts											
D10	Wichita State											
D17	Memphis											
D21	vs. Auburn											
D30	Baylor											
J3	at TCU											
J7	at Kansas State											
J10	Kansas											
J14	Texas Tech											
J18	at West Virginia											
J21	Iowa State											
J23	at Texas											
J28	Florida											
J30	Oklahoma State											
F4	at Texas Tech											
F8	West Virginia											
F11	at Iowa State											
F14	Texas											
F18	at Oklahoma State											
F21	at Baylor											
F25	Kansas State											
F27	at Kansas											
M4	TCU											

* Starter

#1 RASHARD ODOMES

Date	Opponent	MIN	FG	3FG	FT	O-D-T	PF	A	TO	B	S	TP
N13	*Northwestern State	22	2-4	0-0	0-2	0-3-3	2	5	2	0	3	4
N17	*vs. Tulane	31	7-11	0-0	1-5	2-2-4	1	1	3	0	2	15
N18	*vs. Northern Iowa	36	5-11	0-1	1-1	1-6-7	1	3	2	0	2	11
N20	*vs. Clemson	10	0-0	0-0	0-0	0-1-1	2	1	0	1	0	0
N25	*Abilene Christian	21	4-8	0-0	5-7	0-3-3	1	0	2	0	0	13
N29	*Northern Colorado	14	3-6	0-0	2-2	0-2-2	4	1	1	0	1	8
D3	at Wisconsin											
D7	Oral Roberts											
D10	Wichita State											
D17	Memphis											
D21	vs. Auburn											
D30	Baylor											
J3	at TCU											
J7	at Kansas State											
J10	Kansas											
J14	Texas Tech											
J18	at West Virginia											
J21	Iowa State											
J23	at Texas											
J28	Florida											
J30	Oklahoma State											
F4	at Texas Tech											
F8	West Virginia											
F11	at Iowa State											
F14	Texas											
F18	at Oklahoma State											
F21	at Baylor											
F25	Kansas State											
F27	at Kansas											
M4	TCU											

* Starter

#15 GRANT QUINN

Date	Opponent	MIN	FG	3FG	FT	O-D-T	PF	A	TO	B	S	TP
N13	Northwestern State											DNP
N17	vs. Tulane											DNP
N18	vs. Northern Iowa											DNP
N20	vs. Clemson											DNP
N25	Abilene Christian											DNP
N29	Northern Colorado											DNP
D3	at Wisconsin											
D7	Oral Roberts											
D10	Wichita State											
D17	Memphis											
D21	vs. Auburn											
D30	Baylor											
J3	at TCU											
J7	at Kansas State											
J10	Kansas											
J14	Texas Tech											
J18	at West Virginia											
J21	Iowa State											
J23	at Texas											
J28	Florida											
J30	Oklahoma State											
F4	at Texas Tech											
F8	West Virginia											
F11	at Iowa State											
F14	Texas											
F18	at Oklahoma State											
F21	at Baylor											
F25	Kansas State											
F27	at Kansas											
M4	TCU											

* Starter

GAME 7: OKLAHOMA AT WISCONSIN

#13 JORDAN SHEPHERD

Date	Opponent	MIN	FG	3FG	FT	O-D-T	PF	A	TO	B	S	TP
N13	Northwestern State	19	2-5	1-2	3-4	0-1-1	3	2	1	1	2	8
N17	vs. Tulane	13	1-2	0-1	0-0	0-0-0	2	2	0	0	0	2
N18	vs. Northern Iowa	4	0-0	0-0	0-0	0-0-0	0	1	0	0	0	0
N20	vs. Clemson	7	0-0	0-0	0-0	0-0-0	0	1	0	0	0	0
N25	Abilene Christian	7	0-0	0-0	0-2	0-0-0	2	0	2	0	1	0
N29	Northern Colorado	10	2-4	1-2	0-0	0-0-0	5	1	2	1	1	5
D3	at Wisconsin											
D7	Oral Roberts											
D10	Wichita State											
D17	Memphis											
D21	vs. Auburn											
D30	Baylor											
J3	at TCU											
J7	at Kansas State											
J10	Kansas											
J14	Texas Tech											
J18	at West Virginia											
J21	Iowa State											
J23	at Texas											
J28	Florida											
J30	Oklahoma State											
F4	at Texas Tech											
F8	West Virginia											
F11	at Iowa State											
F14	Texas											
F18	at Oklahoma State											
F21	at Baylor											
F25	Kansas State											
F27	at Kansas											
M4	TCU											

* Starter

#0 DARRION STRONG-MOORE

Date	Opponent	MIN	FG	3FG	FT	O-D-T	PF	A	TO	B	S	TP
N13	Northwestern State	15	4-5	1-2	0-0	0-0-0	1	3	3	0	0	9
N17	vs. Tulane	10	1-3	0-1	2-2	0-0-0	1	3	1	0	0	4
N18	vs. Northern Iowa	15	0-1	0-1	0-0	0-1-1	3	1	3	0	0	0
N20	vs. Clemson	25	2-5	2-3	0-0	0-2-2	1	3	2	0	0	6
N25	Abilene Christian	17	2-4	1-2	0-2	0-2-2	3	1	3	0	1	5
N29	Northern Colorado	20	0-5	0-4	2-3	0-1-1	1	1	0	0	1	2
D3	at Wisconsin											
D7	Oral Roberts											
D10	Wichita State											
D17	Memphis											
D21	vs. Auburn											
D30	Baylor											
J3	at TCU											
J7	at Kansas State											
J10	Kansas											
J14	Texas Tech											
J18	at West Virginia											
J21	Iowa State											
J23	at Texas											
J28	Florida											
J30	Oklahoma State											
F4	at Texas Tech											
F8	West Virginia											
F11	at Iowa State											
F14	Texas											
F18	at Oklahoma State											
F21	at Baylor											
F25	Kansas State											
F27	at Kansas											
M4	TCU											

* Starter

#30 MARSHALL THORPE

Date	Opponent	MIN	FG	3FG	FT	O-D-T	PF	A	TO	B	S	TP
N13	Northwestern State	2	0-0	0-0	0-0	0-0-0	0	0	0	0	0	0
N17	vs. Tulane					DNP						
N18	vs. Northern Iowa					DNP						
N20	vs. Clemson					DNP						
N25	Abilene Christian					DNP						
N29	Northern Colorado					DNP						
D3	at Wisconsin											
D7	Oral Roberts											
D10	Wichita State											
D17	Memphis											
D21	vs. Auburn											
D30	Baylor											
J3	at TCU											
J7	at Kansas State											
J10	Kansas											
J14	Texas Tech											
J18	at West Virginia											
J21	Iowa State											
J23	at Texas											
J28	Florida											
J30	Oklahoma State											
F4	at Texas Tech											
F8	West Virginia											
F11	at Iowa State											
F14	Texas											
F18	at Oklahoma State											
F21	at Baylor											
F25	Kansas State											
F27	at Kansas											
M4	TCU											

* Starter

#10 JORDAN WOODARD

Date	Opponent	MIN	FG	3FG	FT	O-D-T	PF	A	TO	B	S	TP
N13	*Northwestern State	20	5-11	1-3	5-5	1-4-5	2	3	0	0	0	16
N17	*vs. Tulane	30	6-12	4-6	6-7	0-6-6	2	7	3	0	4	22
N18	*vs. Northern Iowa	36	3-16	3-10	4-4	0-4-4	1	2	5	0	3	13
N20	*vs. Clemson	34	8-15	2-8	3-4	0-5-5	3	9	2	1	3	21
N25	*Abilene Christian	31	5-12	2-5	4-7	1-3-4	2	0	1	0	3	16
N29	*Northern Colorado	33	6-10	0-2	2-4	3-6-9	1	7	4	0	3	14
D3	at Wisconsin											
D7	Oral Roberts											
D10	Wichita State											
D17	Memphis											
D21	vs. Auburn											
D30	Baylor											
J3	at TCU											
J7	at Kansas State											
J10	Kansas											
J14	Texas Tech											
J18	at West Virginia											
J21	Iowa State											
J23	at Texas											
J28	Florida											
J30	Oklahoma State											
F4	at Texas Tech											
F8	West Virginia											
F11	at Iowa State											
F14	Texas											
F18	at Oklahoma State											
F21	at Baylor											
F25	Kansas State											
F27	at Kansas											
M4	TCU											

* Starter

GAME 7: OKLAHOMA AT WISCONSIN

Official Basketball Box Score -- Game Totals -- Final Statistics Northwestern State vs Oklahoma 11/13/16 4 p.m. CT at Norman, Okla. (Lloyd Noble Center)

Northwestern State 61 • 0-2

#	Player	Total		3-Ptr		Rebounds			PF	TP	A	TO	Blk	Stl	Min
		FG	FGA	FG	FGA	FT	FTA	Off							
20	Lane, Ishmael	f	4-13	0-0	3-4	1	3	4	3	11	2	3	0	1	19
23	Woodley, Zeek	f	7-12	1-3	4-4	0	0	0	2	19	0	1	0	1	26
00	Joseph, Tra'von	g	1-4	0-0	0-0	1	2	3	1	2	0	0	0	0	26
01	Sweeney, Iziahiah	g	0-6	0-1	3-6	2	1	3	1	3	1	1	0	0	18
02	Boyd, Josh	g	2-8	1-4	0-0	1	1	2	2	5	1	5	0	2	18
03	Hall, Devonte	g	0-2	0-0	2-2	1	1	2	1	2	3	2	0	2	17
10	Kissoonal, Reginald	g	0-2	0-1	0-0	0	1	1	1	0	0	0	0	0	5
15	Metoyer, Malik	g	4-5	0-0	2-4	2	4	6	1	10	3	0	0	0	19
21	Thompson, Sabri	g	2-10	1-4	0-1	3	2	5	1	5	1	1	0	1	16
34	Bell, Jordan	g	1-1	1-1	1-2	1	0	1	0	4	0	0	0	0	7
40	Hamilton, Tanner	g	0-0	0-0	0-2	0	0	0	1	0	0	0	0	0	9
44	Walker, Bailey	g	0-1	0-1	0-0	1	0	1	1	0	1	0	1	0	20
	Team					3	1	4							
	Totals		21-64	4-15	15-25	16	16	32	15	61	11	17	0	8	200

FG % 1st Half: 9-29 31.0% 2nd half: 12-35 34.3% Game: 21-64 32.8%
 3FG % 1st Half: 2-8 25.0% 2nd half: 2-7 28.6% Game: 4-15 26.7%
 FT % 1st Half: 7-10 70.0% 2nd half: 8-15 53.3% Game: 15-25 60.0%

Oklahoma 97 • 1-0

#	Player	Total		3-Ptr		Rebounds			PF	TP	A	TO	Blk	Stl	Min
		FG	FGA	FG	FGA	FT	FTA	Off							
11	Doolittle, Kristian	f	2-4	1-2	0-0	1	2	3	2	5	1	0	0	0	19
12	Lattin, Khadeem	f	7-9	0-0	5-6	6	5	11	3	19	0	2	2	1	24
01	Odomes, Rashard	g	2-4	0-0	0-2	0	3	3	2	4	5	2	0	3	22
03	James, Christian	g	5-7	2-3	0-0	1	2	3	2	12	3	2	0	0	20
10	Woodard, Jordan	g	5-11	1-3	5-5	1	4	5	2	16	3	0	0	0	20
00	Strong-Moore,Darrion	g	4-5	1-2	0-0	0	0	0	1	9	3	3	0	0	15
04	McNeace, Jamuni	g	3-5	0-0	0-2	1	5	6	2	6	0	0	3	0	16
05	Freeman, Matt	g	6-7	3-4	0-0	0	1	1	3	15	0	1	0	1	19
13	Shepherd, Jordan	g	2-5	1-2	3-4	0	1	1	3	8	2	1	1	2	18
20	McGusty, Kameron	g	1-5	0-2	1-2	0	1	1	0	3	0	2	0	0	18
22	Harper, Daniel	g	0-1	0-0	0-0	0	1	1	0	0	1	1	0	0	2
25	Cole, C.J.	g	0-0	0-0	0-2	2	0	2	0	0	1	0	0	0	3
30	Thorpe, Marshall	g	0-0	0-0	0-0	0	0	0	0	0	0	0	1	0	2
40	Anderson, Richard	g	0-0	0-0	0-0	0	0	0	0	0	0	0	0	0	2
	Team					1	3	4							
	Totals		37-63	9-18	14-23	13	28	41	22	97	19	14	7	7	200

FG % 1st Half: 17-32 53.1% 2nd half: 20-31 64.5% Game: 37-63 58.7%
 3FG % 1st Half: 5-11 45.5% 2nd half: 4-7 57.1% Game: 9-18 50.0%
 FT % 1st Half: 7-12 58.3% 2nd half: 7-11 63.6% Game: 14-23 60.9%

Officials: Joe Derosa, Jamie Luckie, Kerby Sitton
 Technical fouls: Northwestern State-None. Oklahoma-None.
 Attendance: 8456
 Estimated Attendance: 4,081

Score by periods	1st	2nd	Total
Northwestern State	27	34	61
Oklahoma	46	51	97

Last FG - NWST 2nd-00:14, OU 2nd-02:11.
 Largest lead - NWST None, OU by 40 2nd-02:11.
 NWST led for 00:00. OU led for 39:47. Game was tied for 00:13.

	In	Off	2nd	Fast	Bench
Points	Paint	T/O	Chance	Break	
NWST	26	18	12	6	21
OU	52	13	17	6	41

Score tied - 0 times.
 Lead changed - 0 times.



Official Basketball Box Score -- Game Totals -- Final Statistics Tulane vs Oklahoma 11/17/16 7:00 PM at Orlando, Fla. (HP Field House)



Tulane 70 • 1-2

#	Player	Total		3-Ptr		Rebounds			PF	TP	A	TO	Blk	Stl	Min
		FG	FGA	FG	FGA	FT	FTA	Off							
15	SMITH, Ryan	c	5-10	0-0	0-0	2	4	6	2	10	0	0	4	1	29
05	REYNOLDS, Cameron	g	6-14	4-9	3-4	1	5	6	3	19	3	3	2	0	35
13	MORGAN, Malik	g	3-8	1-3	3-3	0	2	2	3	10	7	2	1	1	29
14	SLATER, Colin	g	1-2	1-1	0-0	0	0	0	4	3	1	3	0	0	9
35	FRAZIER, Melvin	g	2-8	1-2	1-2	1	4	5	1	6	0	2	1	1	24
03	ONA EMBO, Ray	g	2-6	1-3	0-0	1	2	3	2	5	3	0	0	0	23
10	JULIEN, Vain	g	2-3	2-2	2-4	0	2	2	0	8	1	1	0	0	14
11	HARRIS, Kain	g	3-7	1-2	0-0	0	0	0	5	7	0	4	0	0	21
12	REYES, Sammis	g	0-0	0-0	0-4	0	2	2	3	0	1	0	1	2	11
22	JONES, Darien	g	0-0	0-0	0-0	0	0	0	0	0	0	0	0	0	1
23	PAUL, Blake	g	1-2	0-0	0-0	1	1	2	2	2	0	0	0	0	4
	Team					1	2	3							
	Totals		25-60	11-22	9-17	6	25	31	25	70	16	15	9	5	200

FG % 1st Half: 13-32 40.6% 2nd half: 12-28 42.9% Game: 25-60 41.7%
 3FG % 1st Half: 6-11 54.5% 2nd half: 5-11 45.5% Game: 11-22 50.0%
 FT % 1st Half: 3-9 33.3% 2nd half: 6-8 75.0% Game: 9-17 52.9%

Oklahoma 89 • 2-0

#	Player	Total		3-Ptr		Rebounds			PF	TP	A	TO	Blk	Stl	Min
		FG	FGA	FG	FGA	FT	FTA	Off							
11	Doolittle, Kristian	f	3-8	0-1	2-2	5	7	12	0	8	0	1	0	0	20
12	Lattin, Khadeem	f	3-6	0-0	4-6	0	4	4	4	10	2	3	0	0	22
01	Odomes, Rashard	g	7-11	0-0	1-5	2	2	4	1	15	1	3	0	2	31
03	James, Christian	g	5-9	2-3	0-2	1	3	4	12	4	12	4	1	1	19
10	Woodard, Jordan	g	6-12	4-6	6-7	0	6	6	2	22	7	3	0	4	30
00	Strong-Moore,Darrion	g	1-3	0-1	2-2	0	0	0	1	4	3	1	0	0	10
04	McNeace, Jamuni	g	3-3	0-0	0-2	3	6	9	5	6	0	0	1	0	18
05	Freeman, Matt	g	2-3	2-3	0-0	0	2	2	0	6	0	0	0	0	20
13	Shepherd, Jordan	g	1-2	0-1	0-0	0	0	0	2	2	2	0	0	0	13
20	McGusty, Kameron	g	1-5	0-2	2-2	0	2	2	0	4	2	2	0	0	17
	Team					1	2	3							
	Totals		32-62	8-17	17-28	12	34	46	19	89	21	14	1	7	200

FG % 1st Half: 14-35 40.0% 2nd half: 18-27 66.7% Game: 32-62 51.6%
 3FG % 1st Half: 4-12 33.3% 2nd half: 4-5 80.0% Game: 8-17 47.1%
 FT % 1st Half: 6-12 50.0% 2nd half: 11-16 68.8% Game: 17-28 60.7%

Officials: Ron Groover, Brian O'Connell, Rick Randall
 Technical fouls: Tulane-None. Oklahoma-None.
 Attendance:
 Game 4 of the Tire Pros Invitational

Score by periods	1st	2nd	Total
Tulane	35	35	70
Oklahoma	38	51	89

Last FG - TLN 2nd-02:42, OU 2nd-00:23.
 Largest lead - TLN by 4 1st-07:03, OU by 19 2nd-00:23.
 TLN led for 04:26. OU led for 32:12. Game was tied for 03:22.

	In	Off	2nd	Fast	Bench
Points	Paint	T/O	Chance	Break	
TLN	26	18	12	6	21
OU	40	21	15	6	22

Score tied - 3 times.
 Lead changed - 4 times.



Official Basketball Box Score -- Game Totals -- Final Statistics Northern Iowa vs Oklahoma 11/18/16 7:00 PM ET at Orlando, Fla. (HP Field House)



Northern Iowa 73 • 3-0

#	Player	Total		3-Ptr		Rebounds			PF	TP	A	TO	Blk	Stl	Min
		FG	FGA	FG	FGA	FT	FTA	Off							
02	Carlson, Klint	f	7-13	4-8	4-5	0	2	2	4	22	3	3	0	1	38
25	Koch, Bennett	f	4-7	0-0	0-0	0	0	0	1	8	0	2	2	0	19
13	McCloud, Juwan	g	1-4	0-1	0-0	0	3	3	1	2	1	1	0	0	15
20	Morgan, Jeremy	g	4-15	2-9	7-8	0	7	7	2	17	4	1	4	7	41
33	Lohaas, Wyatt	g	1-5	1-3	0-0	1	3	4	3	3	1	0	0	0	41
03	Friedman, Ted	g	0-0	0-0	0-0	0	1	1	2	0	0	1	0	0	4
21	Rhodes, Hunter	g	0-2	0-1	0-0	0	0	0	0	0	0	0	0	0	7
23	Ashton, Jordan	g	4-7	3-3	2-3	1	6	7	3	13	2	1	0	1	34
30	Haldeman, Spencer	g	3-7	2-6	0-0	1	4	5	2	8	1	4	0	0	26
	Team					2	1	3							
	Totals		24-60	12-31	13-16	5	27	32	18	73	12	13	6	10	225

FG % 1st Half: 7-27 25.9% 2nd half: 15-28 53.6% OT: 2-5 40.0% Game: 24-60 40.0%
 3FG % 1st Half: 2-12 16.7% 2nd half: 8-15 53.3% OT: 2-4 50.0% Game: 12-31 38.7%
 FT % 1st Half: 2-3 66.7% 2nd half: 3-3 100.0% OT: 8-10 80.0% Game: 13-16 81.3%

Oklahoma 67 • 2-1

#	Player	Total		3-Ptr		Rebounds			PF	TP	A	TO	Blk	Stl	Min
		FG	FGA	FG	FGA	FT	FTA	Off							
11	Doolittle, Kristian	f	3-5	1-1	6-8	2	3	5	13	2	5	0	2	3	38
12	Lattin, Khadeem	f	3-7	0-0	5-5	5	1	6	4	11	0	3	4	1	26
01	Odomes, Rashard	g	5-11	0-1	1-1	1	6	7	1	11	3	2	0	2	36
03	James, Christian	g	3-8	1-3	2-4	1	6	7	5						

GAME 7: OKLAHOMA AT WISCONSIN

Official Basketball Box Score -- Game Totals -- Final Statistics
Abilene Christian vs Oklahoma
11/25/16 2 p.m. at Norman, Okla. (Lloyd Noble Center)

Abilene Christian 64 • 2-2

#	Player	Total		3-Ptr		Rebounds			PF	TP	A	TO	Blk	Stl	Min
		FG-FGA	FG-FGA	FT-FTA	Off	Def	Tot								
01	Lewis, Jaren	f	4-9	0-1	0-2	3	9	12	2	8	1	2	0	1	33
23	Howell, Hayden	f	1-5	0-0	1-2	1	2	3	5	3	0	3	1	0	20
00	Franklin, Jaylen	g	5-11	0-2	1-3	0	3	3	1	11	1	2	0	3	21
04	Critic, Jovan	g	3-7	3-7	0-0	1	2	3	3	9	1	4	0	2	23
11	Green, Drake	g	1-3	1-3	1-1	0	1	1	4	4	0	4	0	3	13
02	Maxwell, B.J.		1-2	1-2	0-0	0	2	2	3	3	0	0	1	0	5
03	Langston, Diamante		0-0	0-0	0-0	0	0	0	0	0	0	0	0	0	3
05	Ricks, Payten		2-4	0-0	5-9	1	2	3	3	9	1	1	0	2	19
10	Tripp, Isaiah		0-2	0-0	0-0	0	2	2	2	0	0	3	0	1	12
14	Lenox, Trey		0-2	0-1	0-0	1	1	2	2	0	1	0	0	1	24
15	Farquhar, Hayden		4-7	1-4	0-0	2	3	5	2	9	1	1	0	0	14
21	Friday, Jalone		3-5	1-2	1-2	0	3	3	5	8	0	2	2	0	13
	Team					1	2	3							
	Totals		24-57	7-22	9-19	10	32	42	32	64	6	22	4	13	200

FG % 1st Half: 13-33 39.4% 2nd half: 11-24 45.8% Game: 24-57 42.1% Deadball Rebounds 5
 3FG % 1st Half: 1-6 16.7% 2nd half: 6-16 37.5% Game: 7-22 31.8%
 FT % 1st Half: 3-7 42.9% 2nd half: 6-12 50.0% Game: 9-19 47.4%

Oklahoma 72 • 4-1

#	Player	Total		3-Ptr		Rebounds			PF	TP	A	TO	Blk	Stl	Min
		FG-FGA	FG-FGA	FT-FTA	Off	Def	Tot								
11	Doolittle, Kristian	f	1-5	0-2	7-8	2	3	5	1	9	0	1	0	2	24
12	Lattin, Khadeem	f	3-6	0-0	3-4	2	7	9	1	9	0	1	2	3	25
01	Odomes, Rashard	g	4-8	0-0	5-7	0	3	3	1	13	0	2	0	0	21
03	James, Christian	g	1-7	0-2	2-5	0	1	1	3	4	2	3	0	1	22
10	Woodard, Jordan	g	5-12	2-5	4-7	1	3	4	2	16	0	1	0	3	31
00	Strong-Moore, Darrion		2-4	1-2	0-2	0	2	2	3	5	1	3	0	1	17
04	McNeace, Jamuni		1-5	0-0	3-4	3	3	6	3	5	0	0	3	0	15
05	Freeman, Matt		2-5	0-3	1-2	1	3	4	0	5	0	0	0	1	15
13	Shepherd, Jordan		0-0	0-0	0-2	0	0	0	2	0	0	2	0	1	7
20	McGusty, Kameron		1-3	0-0	4-5	1	1	2	1	6	3	0	0	2	21
21	Buford, Dante		0-0	0-0	0-0	0	0	0	0	0	0	0	0	0	2
	Team					2	2	4			1				
	Totals		20-55	3-14	29-46	12	28	40	17	72	6	14	5	14	200

FG % 1st Half: 7-23 30.4% 2nd half: 13-32 40.6% Game: 20-55 36.4% Deadball Rebounds 9
 3FG % 1st Half: 1-7 14.3% 2nd half: 2-7 28.6% Game: 3-14 21.4%
 FT % 1st Half: 11-23 47.8% 2nd half: 18-23 78.3% Game: 29-46 63.0%

Officials: Paul Janssen, Jeff Malham, Chance Moore
 Technical fouls: Abilene Christian-None. Oklahoma-None.
 Attendance: 9303
 Est. Attendance: 4,451

Score by periods	1st	2nd	Total
Abilene Christian	30	34	64
Oklahoma	26	46	72

Last FG - ACU 2nd-00:01, OU 2nd-01:06.
 Largest lead - ACU by 10 1st-12:36, OU by 13 2nd-01:06.
 ACU led for 18:19. OU led for 16:25. Game was tied for 05:10.

Points	In Paint	Off T/O	2nd Chance	Fast Break	Bench
ACU	32	20	13	6	29
OU	28	20	13	0	21

Score tied - 7 times.
 Lead changed - 5 times.

Official Basketball Box Score -- Game Totals -- Final Statistics
Northern Colorado vs Oklahoma
11/29/16 7 p.m. CT at Norman, Okla. (Lloyd Noble Center)

Northern Colorado 66 • 2-5

#	Player	Total		3-Ptr		Rebounds			PF	TP	A	TO	Blk	Stl	Min
		FG-FGA	FG-FGA	FT-FTA	Off	Def	Tot								
10	SYLLA, Ibrahim	f	1-5	0-0	2-2	4	2	6	4	4	1	2	0	1	23
30	DOTSON, Jon'te	f	2-6	0-2	0-0	3	3	6	0	4	0	0	0	0	25
00	DAVIS, Jordan	g	8-20	1-5	0-2	1	1	2	3	17	7	7	0	2	36
03	MILES, DJ	g	3-13	3-10	0-0	0	3	3	0	9	1	0	0	2	34
12	RADEBAUGH, Jonah	g	3-5	3-5	0-0	1	3	4	2	9	2	2	0	2	32
02	CAREY, Kyle		2-4	0-1	0-0	0	2	2	1	4	0	1	0	0	9
04	LOOSE, Tyler		0-0	0-0	0-0	0	0	0	0	0	0	0	0	1	3
05	RANSON, Mike		1-1	1-1	0-0	0	0	0	0	3	0	0	0	0	3
13	GLOTTA, Chaz		3-10	2-7	2-3	0	1	1	4	10	1	1	0	1	17
21	VERCELLINO, Roberto		0-3	0-2	0-0	1	0	1	0	0	2	1	0	1	6
25	EDWARDS, Kai		3-4	0-0	0-0	0	5	5	2	6	0	0	0	1	13
	Team					3	2	5			1				
	Totals		26-71	10-33	4-7	13	22	35	16	66	14	15	0	11	201

FG % 1st Half: 13-35 37.1% 2nd half: 13-36 36.1% Game: 26-71 36.6% Deadball Rebounds 3
 3FG % 1st Half: 5-18 27.8% 2nd half: 5-15 33.3% Game: 10-33 30.3%
 FT % 1st Half: 3-3 100.0 2nd half: 1-4 25.0% Game: 4-7 57.1%

Oklahoma 87 • 5-1

#	Player	Total		3-Ptr		Rebounds			PF	TP	A	TO	Blk	Stl	Min
		FG-FGA	FG-FGA	FT-FTA	Off	Def	Tot								
05	Freeman, Matt	f	0-2	0-1	0-0	1	1	2	1	0	0	1	0	0	13
12	Lattin, Khadeem	f	5-6	0-0	0-2	3	3	6	2	10	0	3	5	3	22
01	Odomes, Rashard	g	3-6	0-0	2-2	0	2	2	4	8	1	1	0	1	14
03	James, Christian	g	5-10	2-5	2-4	2	5	7	2	14	1	2	0	1	27
10	Woodard, Jordan	g	6-10	0-2	2-4	3	6	9	1	14	7	4	0	3	33
00	Strong-Moore, Darrion		0-5	0-4	2-3	0	1	1	1	2	1	0	0	1	20
04	McNeace, Jamuni		1-2	0-0	1-2	0	7	7	2	3	0	1	1	1	15
11	Doolittle, Kristian		7-8	1-1	2-3	2	3	5	0	17	0	0	0	0	18
13	Shepherd, Jordan		2-4	1-2	0-0	0	0	0	0	5	1	2	1	1	10
20	McGusty, Kameron		2-6	2-5	0-0	1	2	3	0	6	1	2	2	0	16
21	Buford, Dante		3-4	2-3	0-1	1	0	1	0	8	1	0	0	0	9
25	Cole, C.J.		0-0	0-0	0-0	0	0	0	0	0	0	0	0	0	3
	Team					0	2	2							
	Totals		34-63	8-23	11-21	13	32	45	13	87	13	16	9	11	200

FG % 1st Half: 16-30 53.3% 2nd half: 18-33 54.5% Game: 34-63 54.0% Deadball Rebounds 4
 3FG % 1st Half: 4-15 26.7% 2nd half: 4-8 50.0% Game: 8-23 34.8%
 FT % 1st Half: 4-9 44.4% 2nd half: 7-12 58.3% Game: 11-21 52.4%

Officials: Mike Stuart, Marques Pettigrew, Brooks Wells
 Technical fouls: Northern Colorado-Team. Oklahoma-None.
 Attendance: 7579
 Est. Attendance: 3215

Score by periods	1st	2nd	Total
Northern Colorado	34	32	66
Oklahoma	40	47	87

Last FG - NC 2nd-00:34, OU 2nd-00:17.
 Largest lead - NC by 1 1st-18:22, OU by 23 2nd-01:45.
 NC led for 00:11. OU led for 38:31. Game was tied for 01:18.

Points	In Paint	Off T/O	2nd Chance	Fast Break	Bench
NC	28	17	10	2	23
OU	52	17	17	16	41

Score tied - 0 times.
 Lead changed - 2 times.

2016-17 Oklahoma Men's Basketball
Oklahoma Combined Team Statistics (as of Nov 29, 2016)
All games

RECORD:	OVERALL	HOME	AWAY	NEUTRAL
ALL GAMES	6-1	3-0	0-0	2-1
CONFERENCE	0-0	0-0	0-0	0-0
NON-CONFERENCE	6-1	3-0	0-0	2-1

#	Player	gp-gs	min	avg	Total		3-Point		F-Throw		Rebounds					pts		avg				
					fg-pts	fg%	3fg-pts	3fg%	f-thr	f%	off	def	tot	avg	pf	dq	e		to	blk	stl	pts
18	Woodard, Jordan	6-6	184	38.7	33-76	.434	12-34	.353	24-31	.774	5	28	33	5.5	11	8	28	15	1	16	102	17.0
12	Lattin, Khadeem	6-6	146	24.7	26-44	.591	0-0	.000	17-23	.739	16	24	40	6.7	18	0	3	14	15	10	69	11.5
03	James, Christian	6-6	142	23.7	25-61	.409	12-21	.571	6-15	.400	5	28	25	4.2	19	1	13	13	0	4	68	11.3
11	Doolittle, Kristian	6-5	147	24.5	16-35	.457	3-7	.429	19-23	.826	15	22	37	6.2	10	1	6	9	0	6	54	9.0
01	Odames, Richard	6-6	134	22.3	21-40	.525	0-1	.000	9-17	.529	3	17	20	3.3	11	8	11	10	1	8	51	8.5
20	McGusty, Kameron	6-0	105	17.5	12-30	.400	4-13	.308	8-10	.800	2	8	10	1.7	4	0	6	7	2	4	36	6.0
05	Freeman, Mall	6-1	84	14.0	11-22	.500	6-14	.429	1-2	.500	2	13	15	2.5	5	8	3	5	2	2	29	4.8
00	Strong-Moore, Damion	6-0	102	17.0	9-23	.391	4-13	.308	4-7	.571	0	6	6	1.0	10	0	12	12	0	2	26	4.3
04	McIntyre, Jamari	6-8	87	14.5	9-16	.563	0-8	.000	4-11	.400	8	27	35	5.8	16	1	8	3	11	1	22	3.7
21	Bulford, Dante	3-0	13	4.3	3-5	.600	2-3	.667	0-1	.000	1	0	1	0.3	1	0	1	0	0	0	8	2.7
13	Shepherd, Jordan	6-8	68	18.8	5-11	.455	2-5	.400	3-6	.500	0	1	1	0.2	7	8	7	5	2	4	15	2.5
25	Cole, C.J.	4-0	13	3.3	1-2	.500	0-0	.000	0-2	.000	2	1	3	0.8	2	0	1	0	0	0	2	0.5
38	Thorp, Marshall	1-8	2	2.8	0-0	.000	0-8	.000	0-0	.000	0	8	8	0.0	2	8	8	0	1	8	0	0.0
40	Anderson, Richard	1-0	2	2.0	0-0	.000	0-0	.000	0-0	.000	0	0	0	0.0	0	0	0	0	0	0	0	0.0
22	Harper, Daniel	1-8	2	2.8	0-1	.000	0-8	.000	0-0	.000	0	1	1	1.0	0	8	1	1	0	8	0	0.0
Team											7	13	20				1					
Total.....		6	1226		171-356	.488	45-111	.405	95-147	.646	66	181	247	41.2	116	3	92	95	35	57	482	80.3
Opponents.....		6	1226		141-380	.371	51-147	.347	65-105	.619	73	146	219	36.5	117	-	72	99	21	52	398	66.3

TEAM STATISTICS	OU	OPP	Date	Opponent	Score	Att
SCORING	482	396	11/13/16	NORTHWESTERN STATE	W 57-61	8456
Points per game	80.3	66.3	11/17/16	vs Tulsa	W 89-78	8
Scoring margin	+14.0	-	11/18/16	vs Northern Iowa	Lat 67-73	8
FIELD GOALS-ATT	171-356	141-380	11/20/16	vs Clemson	W 70-64	8
Field goal pct	.480	.371	11/25/16	ABILENE CHRISTIAN	W 72-64	9383
3 POINT FG-ATT	45-111	51-147	11/29/16	NORTHERN COLORADO	W 87-66	7579
3-point FG pct	.405	.347	* = Conference game			
3-pt FG made per game	7.5	8.5				
FREE THROWS-ATT	95-147	65-105				
Free throw pct	.646	.619				
F-Throws made per game	15.8	10.8				
REBOUNDS	247	219				
Rebounds per game	41.2	36.5				
Rebounding margin	+4.7	-				
ASSISTS	92	72				
Assists per game	15.3	12.0				
TURNOVERS	95	99				
Turnovers per game	15.8	16.5				
Turnover margin	+0.7	-				
Assist/turnover ratio	1.0	0.7				
STEALS	57	52				
Steals per game	9.5	8.7				
BLOCKS	35	21				
Blocks per game	5.8	3.5				
ATTENDANCE	25338	0				
Home games-Pop/Game	3-8446	8-0				
Neutral site-Avg/Game	-	3-0				

Score by Period	1st	2nd	OT	Total
Oklahoma	216	258	8	482
Opponents	167	217	14	398

OKLAHOMA NUMERICAL ROSTER

No.	Name	Pos.	Cl.	Ht.	Wt.	Hometown (Last School)
0	Darrion Strong-Moore	G	Jr.	6-1	180	Chicago, Ill. (Coffeyville Community College [Kan.])
1	Rashard Odomes*	G	So.	6-6	212	Copperas Cove, Texas (Copperas Cove HS)
3	Christian James*	G	So.	6-4	218	Houston, Texas (Bellaire HS)
4	Jamuni McNeace*	C	So.-RS	6-10	215	Kankakee, Ill. (Allen HS)
5	Matt Freeman	F	Fr.-RS	6-10	224	Auckland, New Zealand (Westlake Boys HS)
10	Jordan Woodard***	G	Sr.	6-0	187	Arcadia, Okla. (Edmond Memorial HS)
11	Kristian Doolittle	F	Fr.	6-7	236	Edmond, Okla. (Edmond Memorial HS)
12	Khadeem Lattin**	F	Jr.	6-9	212	Houston, Texas (Redemption Christian Home School Academy)
13	Jordan Shepherd	G	Fr.	6-2	180	Asheville, N.C. (Asheville Christian Academy)
15	Grant Quinn^	G	Fr.	6-4	185	Argyle, Texas (Liberty Christian HS)
20	Kameron McGusty	G	Fr.	6-5	191	Katy, Texas (Sunrise Christian Academy [Kan.])
21	Dante Buford*	F	So.-RS	6-7	221	Greenville, S.C. (Arlington Country Day School [Fla.])
22	Daniel Harper***^	G	Sr.	6-1	190	Norman, Okla. (Norman HS)
25	C.J. Cole***	F	Sr.	6-7	245	Sperry, Okla. (Sperry HS)
30	Marshall Thorpe^	F	Fr.-RS	6-9	235	Tulsa, Okla. (Bishop Kelley HS)
40	Richard Anderson^	G	Fr.	6-2	180	Midwest City, Okla. (Midwest City HS)

OKLAHOMA ALPHABETICAL ROSTER

No.	Name	Pos.	Cl.	Ht.	Wt.	Hometown (Last School)
40	Richard Anderson^	G	Fr.	6-2	180	Midwest City, Okla. (Midwest City HS)
21	Dante Buford*	F	So.-RS	6-7	221	Greenville, S.C. (Arlington Country Day School [Fla.])
25	C.J. Cole***	F	Sr.	6-7	245	Sperry, Okla. (Sperry HS)
11	Kristian Doolittle	F	Fr.	6-7	236	Edmond, Okla. (Edmond Memorial HS)
5	Matt Freeman	F	Fr.-RS	6-10	224	Auckland, New Zealand (Westlake Boys HS)
22	Daniel Harper***^	G	Sr.	6-1	190	Norman, Okla. (Norman HS)
3	Christian James*	G	So.	6-4	218	Houston, Texas (Bellaire HS)
12	Khadeem Lattin**	F	Jr.	6-9	212	Houston, Texas (Redemption Christian Home School Academy)
20	Kameron McGusty	G	Fr.	6-5	191	Katy, Texas (Sunrise Christian Academy [Kan.])
4	Jamuni McNeace*	C	So.-RS	6-10	215	Kankakee, Ill. (Allen HS)
1	Rashard Odomes*	G	So.	6-6	212	Copperas Cove, Texas (Copperas Cove HS)
15	Grant Quinn^	G	Fr.	6-4	185	Argyle, Texas (Liberty Christian HS)
13	Jordan Shepherd	G	Fr.	6-2	180	Asheville, N.C. (Asheville Christian Academy)
0	Darrion Strong-Moore	G	Jr.	6-1	180	Chicago, Ill. (Coffeyville Community College [Kan.])
30	Marshall Thorpe^	F	Fr.-RS	6-9	235	Tulsa, Okla. (Bishop Kelley HS)
10	Jordan Woodard***	G	Sr.	6-0	187	Arcadia, Okla. (Edmond Memorial HS)

* Letters earned at Oklahoma

^ Walk-on

STAFF

Head Coach: Lon Kruger (Kansas State '75)

Associate Head Coach: Chris Crutchfield (Nebraska-Omaha '92)

Assistant Coach: Carlan Hartman (Tulane '94)

Assistant Coach: Kevin Kruger (Arizona State '06)

Director of Operations: Mike Shepherd (Kansas State '92)

Strength and Performance Coach: Bryce Daub (Central Washington '08)

Athletics Trainer: Alex Brown (Appalachian State '79)

Video Coordinator: Will Saxon (Oklahoma '15)

PRONUNCIATION GUIDE

Khadeem Lattin: kuh-DEEM LAT-tin

Jamuni McNeace: juh-MUN-ee mick-NEESE

Rashard Odomes: ruh-SHARD

Darrion Strong-Moore: DARE-ee-on