































2016-17 SCHEDULE (4-1)

November		
	11 COLGATE	W, 83-55
Brooklyn Hoops Holiday Invitational		
	15 HOLY CROSS	W, 90-46
	18 MONMOUTH	W, 71-50
	22 SOUTH CAROLINA STATE	W, 101-59
	26 vs. South Carolina at Barclays	L, 50-64
Big Ten/ACC Challenge		
	29 at #17/17 Wisconsin	7:30 p.m.
December		
	3 NORTH FLORIDA	4:00 p.m.
Tire Pros Classic, New York, N.Y.		
	5 vs. Connecticut	7:00 p.m.
	10 BOSTON UNIVERSITY	12:00 p.m.
	17 GEORGETOWN	12:00 p.m.
	19 EASTERN MICHIGAN	7:00 p.m.
	21 ST. JOHN'S	7:00 p.m.
	27 CORNELL	7:00 p.m.
January		
	1 at Boston College	12:30 p.m.
	4 MIAMI	7:00 p.m.
	7 PITTSBURGH	12:00 p.m.
	10 at Virginia Tech	7:00 p.m.
	14 BOSTON COLLEGE	4:00 p.m.
	16 at North Carolina	7:00 p.m.
	21 at Notre Dame	12:00 p.m.
	24 WAKE FOREST	8:00 p.m.
	28 FLORIDA STATE	12:00 p.m.
February		
	1 at North Carolina State	7:00 p.m.
	4 VIRGINIA	12:00 p.m.
	7 at Clemson	8:00 p.m.
	11 at Pittsburgh	1:00 p.m.
	13 LOUISVILLE	7:00 p.m.
	19 at Georgia Tech	6:30 p.m.
	22 DUKE	7:00 p.m.
	26 at Louisville	2:00 p.m.
March		
	4 GEORGIA TECH	4:00 p.m.
ACC Tournament, Brooklyn, N.Y.		
	7-11 ACC Tournament	TBD

SU Storylines

1. Syracuse faces Wisconsin in the ACC/Big Ten Challenge for the second year in a row.
2. Syracuse has six players averaging between 8.2-and-15.8 points per game.
3. Syracuse lost to South Carolina, 64-50, in the team's first appearance at Barclay's Center on Saturday.
4. Jim Boeheim is in his 41st season as head coach at his alma mater. He celebrated his 72nd birthday on November 17.
5. The ACC is a combined 69-15 heading into games on November 28.

Syracuse Encounters
First Ranked Foe At
Wisconsin

#22/24 Syracuse (4-1) travels to take on #17/17 Wisconsin (5-2) in the team's first test against a ranked opponent this season. The pairing is part of the 2016 ACC/Big Ten Challenge.

The Orange are coming off the squad's first loss of the season, a 64-50 decision to South Carolina on Saturday. Wisconsin defeated Prairie View, 95-50, in its last outing on Sunday.

The all-time series between the Orange and the Badgers is knotted at 2-2. Wisconsin won last year's match, also in the ACC/Big Ten Challenge, 66-58 in overtime at the Dome. Syracuse had won the previous two contests with Wisconsin, a 64-63 victory in the 2012 NCAA Tournament and a 68-49 regular-season triumph in 1999.

Coach Greg Gard is in his second campaign at the Wisconsin helm. Gard took over for long-time Badger mentor Bo Ryan early last season. He owns a 20-10 record during his tenure.

The change in coaches hasn't affected Wisconsin's well-earned reputation as a strong-rebounding club. The Badgers own a +14.6 rebound margin after seven games in 2016.

Senior guard Bronson Koenig (14.4 ppg.) is the team's top scorer to date. He's averaging a squad-best 2.0 3-point baskets per game. Redshirt sophomore center Ethan Happ (11.9 ppg., 9.4 rpg.) and senior forward Ethan Hayes (11.6 ppg., 5.4 rpg.) are two other mainstays for Wisconsin. Happ had 12 points and 13 boards against Prairie View.


ESPN



 Dave Pasch
Fran Fraschilla

TK99
CLASSIC ROCK 99.5/105.5

 Matt Park
Jim Satalin

WAER 88.3

 Michael Tricarico
Connor Morrisette

	vs.	
2016-17	Season	2016-17
4-1	W-L	5-2
4-1	Last 10	5-2
4-1	Last 5	4-1
79.0	PPG	73.3
54.8	OPP PPG	59.6
+24.2	Margin	+13.7
.493	FG %	.464
.319	FG % DEF	.400
.439	3PT %	.316
.203	3PT % DEF	.356
.639	FT %	.714
43.0	RPG	41.1
34.4	OPP RPG	26.6
+8.6	Margin	+14.6
18.8	Assists PG	14.6
12.6	Turnovers PG	13.3
6.8	Blocks PG	4.0
8.0	Steals PG	5.6

SYRACUSE TOP 9

No.	Player	Pos.	Ht.	Wt.	Class	2016-17	
						PPG	RPG
25	Tyus Battle	G	6-6	205	Fr.	5.8	1.4
Averaged a squad-best 16.5 points per game in the two exhibitions							
13	Paschal Chukwu	C	7-2	226	So.	1.6	5.0
Had a season-best seven rebounds and four blocks against S. Carolina State							
32	DaJuan Coleman	C	6-9	258	RSr.	5.0	5.6
Has made 42 consecutive starts; Squad-best eight boards versus Monmouth							
4	John Gillon	G	6-0	178	Gr.	10.0	1.4
Contributed 15 points and nine assists against Holy Cross; 4.6 assists per game							
1	Frank Howard	G	6-5	205	So.	9.2	2.4
Had career-high 11 points and 4 steals against Colgate; 6.4 assists per game							
20	Tyler Lydon	F	6-9	223	So.	11.4	7.2
Naismith and Wooden Award Watch Lists; 14 points, 10 boards vs. S. Carolina State							
21	Tyler Roberson	F	6-8	226	Sr.	10.0	6.4
Had 16 first-half points against Colgate; 13 points, 12 boards vs. S. Carolina State							
12	Taurean Thompson	F	6-10	225	Fr.	8.2	3.4
12 points vs. Monmouth and S. Carolina State							
3	Andrew White III	G-F	6-7	210	Gr.	15.8	4.0
Had a season-high 19 points versus Holy Cross; Double digits in all five games							

Syracuse Hoop History

First Year of Basketball: 1900-01

Overall All-Time Record: 1,846-865, .681*

NCAA Wins Ranking: 6th*

NCAA Winning Percentage Ranking: 7th*

*record reflects 101 wins vacated between 2004-07 and 2010-12 by the NCAA

NCAA Tournament Appearances (38):

1957, 1966, 1973, 1974, 1975, 1976, 1977, 1978, 1979, 1980, 1983, 1984, 1985, 1986, 1987, 1988, 1989, 1990, 1991, 1992, 1994, 1995, 1996, 1998, 1999, 2000, 2001, 2003, 2004, 2005, 2006, 2009, 2010, 2011, 2012, 2013, 2014, 2016

NCAA Tournament Record: 61-38, .616#

#record reflects 4 tournament wins vacated between 2004-07 and 2010-12 by the NCAA

NCAA Championships (1): 2003

NCAA Final Fours (6): 1975, 1987, 1996, 2003, 2013, 2016

NCAA Elite Eights (9): 1957, 1966, 1975, 1987, 1989, 1996, 2003, 2013, 2016

^record reflects 1 Elite Eight appearance vacated between 2004-07 and 2010-12 by the NCAA

NCAA Sweet Sixteens (18): 1975, 1977, 1979, 1980, 1984, 1987, 1989, 1990, 1994, 1996, 1998, 2000, 2003, 2004, 2009, 2010, 2013, 2016 (first recorded in 1975)

+record reflects 1 Sweet 16 appearance vacated between 2004-07 and 2010-12 by the NCAA

NIT Appearances (12): 1946, 1950, 1964, 1967, 1971, 1972, 1981, 1982, 1997, 2002, 2007, 2008

NIT Record%: 12-13

%record reflects 2 NIT wins vacated between 2004-07 and 2010-12 by the NCAA

Helms Foundation Championships (2):

1917-18, 1925-26

Naismith Memorial Basketball Hall of Fame

(3): Dave Bing (1990), Jim Boeheim (2005), Vic Hanson (1960)

All-Americans: 44

Consensus All-Americans (12):

Carmelo Anthony, Dave Bing, Rakeem Christmas, Derrick Coleman, Sherman Douglas, C. J. Fair, Wesley Johnson, Billy Owens, Rony Seikaly, John Wallace, Hakim Warrick, Pearl Washington

CoSIDA Academic All-Americans (7):

Hal Cohen, Dennis DuVal, Rick Dean, Craig Forth, George Hicker, Danny Schayes, Bill Smith

NCAA Postgraduate Scholarships (2):

Marius Janulis, Danny Schayes

Retired Jerseys (12):

Carmelo Anthony, Dave Bing, Roosevelt Bouie, Derrick Coleman, Sherman Douglas, Billy Gabor, Vic Hanson, Louis Orr, Billy Owens, Wilmet Sadat-Singh, Rony Seikaly, Pearl Washington



Andrew White III

November's Best Andrew White III

5 game2

15.8 ppg.

4.0 rpg.

2.0 apg.

0.3 bpg.

1.0 spg.

29.0 mpg.

November Orange Notes

- ✓ **Nov. 26:** Syracuse suffered its first loss of the campaign when it was defeated by South Carolina at the Barclay's Center, 64-50. The game was part of the Brooklyn Holiday Hoops Invitational.
- ✓ **Tyler Lydon** led the Orange with 18 points and seven rebounds. SU was held to 14-of-44 from the field (.318).
- ✓ **Nov. 22:** Six players scored in double digits and three had double-doubles in Syracuse's 101-59 victory against South Carolina State.
- ✓ **Frank Howard** had 10 points and a career-best 11 assists, **Tyler Lydon** contributed 14 points and 10 boards and **Tyler Roberson** had 13 points and 12 rebounds in the win.
- ✓ **Nov. 18:** **Andrew White III** had all 18 of his points in the first half and Syracuse beat Monmouth, 71-50. Taurean Thompson added 12 points to the Orange attack
- ✓ Syracuse limited the Hawks to 20-of-64 (.313) from the field, including 4-of-29 (.138) from the 3-point line.
- ✓ **Nov. 15:** **Andrew White III** led a parade of five SU players in double digits and the Orange defeated Holy Cross, 90-46. White had 16 of his 19 points in the first half and finished with five 3-pointers.
- ✓ **Tyler Lydon** has 17 points, **John Gillon** 15, **Tyler Roberson** 12 and **Taurean Thompson** 10 for Syracuse. Gillon had nine assists.
- ✓ **Nov. 11:** Syracuse opened with a victory over Colgate, its most familiar foe, 83-55. It was the 169th meeting between the two Central New York schools.
- ✓ **Frank Howard** had career-bests for points (11), assists (9) and steals (4) against Colgate in his first career start. **Tyler Roberson** led the Orange with 18 points.
- ✓ **Nov. 8:** The Orange never trailed and led by as many as 34 in what resulted in a 97-64 exhibition-game victory against Le Moyne.
- ✓ **Andrew White III** paced the Syracuse effort with 24 points, including six 3-pointers. **Tyus Battle** had 17 points off the bench, **John Gillon** added 14 and **Frank Howard** contributed 11 points and seven assists.
- ✓ **Nov. 8:** Syracuse announced that freshman Matthew Moyer had decided to redshirt this season. Moyer missed some preseason workout time with an injury.

Orange Career Totals

includes South Carolina game

Double-Digit Scoring Games

Name	2016-17	Total
Andrew White III	5	5
John Gillon	3	3
Tyler Roberson	3	28
Taurean Thompson	3	3
Frank Howard	3	3
Tyler Lydon	3	22
Dajuan Coleman		15

20 + Point Games

Name	2016-17	Total
Tyler Lydon		2
Tyler Roberson		1

30 + Point Games

Name	2016-17	Total
None		

5+ 3-point FG Games

Name	2016-17	Total
Andrew White III	1	1

10+ Rebound Games

Name	2016-17	Total
Tyler Roberson	1	22
Tyler Lydon	1	7
Dajuan Coleman		4

Double-Doubles

Name	2016-17	Total
Tyler Roberson	1	14
Tyler Lydon	1	5
Dajuan Coleman		4

3+ Block Games

Name	2016-17	Total
Paschal Chukwu	2	2
Tyler Lydon	2	12
Taurean Thompson	1	1
Dajuan Coleman		3
Tyler Roberson		3

3+ Steal Games

Name	2016-17	Total
Tyus Battle	1	1
Frank Howard	1	2
John Gillon		
Tyler Lydon		4
Tyler Roberson		4
Dajuan Coleman		1

Starts

Name	2016-17	Total	Consec.
Tyler Roberson	5	61	57
Dajuan Coleman	5	74	42
Frank Howard	5	5	5
Tyler Lydon	5	5	5
Andrew White III	5	5	5



@Cuse_MBB

@therealBoeheim

@MooreOrange

@Cuse

2016-17 SU Free Throw Shooting In Last 5 Minutes, OT

includes South Carolina game

No.	Player	5:00-2:00	1:59-1:00	:59-0:00	Total	Pct.	OT	2016-17	Pct.
3	White							13-18	.722
20	Lydon							12-16	.750
32	Coleman	3-4			3-4	.500		7-12	.482
1	Howard	0-2			0-2	.000		4-12	.333
21	Roberson	1-1			1-1	1.000		10-11	.909
12	Thompson							7-9	.778
13	Chukwu							0-7	.000
25	Battle	2-2			2-2	1.000		4-5	.800
4	Gillon							5-7	.714
Totals		6-9	0-0	0-0	6-9	.667	0-0	62-97	.639

- ✓ **Nov. 1:** Syracuse trailed by 15 points, 20-5, before regrouping to defeat Indiana (Pa.) in an exhibition outing, 83-65. A 25-9 Orange run helped the hosts get back in the game.
- ✓ **Tyus Battle** had a squad-best 16 points in a reserve role. **Tyler Roberson** had 14 points and seven rebounds and **Tyler Lydon** contributed 12 points and 10 boards.

October Orange Notes

- ✓ **Oct. 26:** Syracuse was picked fifth in the ACC Preseason Poll. Duke earned the top spot, followed by North Carolina, Virginia and Louisville.


Syracuse Announces 31-Day Campaign To Honor Pearl

When Syracuse basketball hosts Georgetown in the Carrier Dome on Saturday, December 17, fans will celebrate more than a long-time rivalry with the Hoyas. The event will include a tribute to Syracuse legend Dwayne "Pearl" Washington.

"There was no better guy, and there's nobody who has meant more to our basketball program than Dwayne Washington," says Head Coach Jim Boeheim.

One of college basketball's all-time greatest performers, Washington passed away last spring after losing his battle with brain cancer. Syracuse University Athletics is establishing the Pearl Washington Endowed Fund for Continuing Education. With a goal of \$1 million, the fund will support student-athletes who are returning to the University to pursue their degrees.

In honor of "number 31," a 31-day campaign gives Syracuse alumni, friends, and fans an opportunity to rally and support Washington's legacy. Those who visit the Honoring Pearl Washington website and make a gift of \$31 or more by December 17 will receive a commemorative window cling. Results of the



Pearl Washington

effort will be announced during Washington's tribute ceremony at the Georgetown game.

The inspiration for this fund comes from Washington's own experience, when he left Syracuse after his junior year for the NBA and came back later to continue his education, thanks to financial support from the University.

"Pearl will always be remembered for his athletic prowess, but he touched our hearts in many other ways," says John Wildhack, director of athletics. "This fund is so important, because it rewards the tenacity of individuals like Pearl who utilize their physical talents, but never lose sight of their educational dreams. We can't think of a more fitting way to honor him and hope alumni and friends everywhere will join us in supporting this campaign."

About Pearl Washington

Pearl Washington has been deservedly credited with helping the BIG EAST Conference emerge as the most dynamic league in college basketball during the 1980s. A master showman on the court, Washington helped attendance numbers soar and television ratings skyrocket while he played at Syracuse. He earned All-American recognition and was a first-team All-BIG EAST Conference selection in each of his three seasons. Washington was the league's freshman of the year in 1983-84 and the BIG EAST Conference Tournament MVP in 1985-86, his final season.

He entered the NBA Draft after his junior year and was the 13th overall selection by the New Jersey Nets. He averaged 8.6 points and 4.1 assists as a rookie and 9.3 points the next year. He was taken by Miami in the 1988 Expansion Draft and spent one season with the Heat before he was released. Washington played two years in the Continental Basketball Association before retiring.

On March 2, 1996, Washington's jersey was retired in a ceremony at the Carrier Dome. He was selected by fan vote for the school's All-Century Team in 1999-2000.

He returned to Syracuse to complete his class requirements and received a bachelor's degree in speech communication. He was working toward a master's degree in the School of Education when he fell ill.

2016-17 By Class

includes South Carolina game

Scoring

Class	PPG	Pct.
Senior	41.2	.522
Junior	0.0	.000
Sophomore	23.2	.294
Freshmen	14.6	.185

Rebounding

Class	RPG	Pct.
Senior	17.6	.468
Junior	0.2	.005
Sophomore	15.0	.399
Freshmen	4.8	.128

Assists

Class	APG	Pct.
Senior	7.8	.415
Junior	0.2	.011
Sophomore	8.8	.468
Freshman	2.0	.106

Steals

Class	SPG	Pct.
Senior	3.2	.400
Junior	0.0	.000
Sophomore	3.4	.425
Freshman	1.4	.175

Field Goal Percentage

Class	Pct.
Senior493
Junior000
Sophomore494
Freshman491

3PT Field Goal Percentage

Class	Pct.
Senior396
Junior000
Sophomore486
Freshman471

Free Throw Percentage

Class	Pct.
Senior729
Junior000
Sophomore457
Freshman106































































SU Dunk Board

includes South Carolina game

Player	Games	Dunks	Career
Tyler Roberson	5	8	62
Taurean Thompson	5	4	4
John Gilon	5	1	1
Anthony White III	5	1	1
D. Akintobi-Adeyeye	5	1	1
DaJuan Coleman	5		26
Franklin Howard	5		2
Tyler Lydon	5		19
Total	5	15	

2016-17 SYRACUSE BASKETBALL

2003 NCAA Champion · 1975 1987 1996 2003 2013 2016 NCAA Final Four

2016-17 Opponents								
includes games of Nov. 17								
Date	Opponent	W-L	Rank	*RPI	Series	Post	TV	
11/11	COLGATE	1-4			124-45			
11/15	HOLY CROSS	2-4			15-12			
11/18	MONMOUTH	4-2			2-0			
11/22	S. CAROLINA STATE	1-5			1-0			
11/26	vs. South Carolina	6-0			3-2			
11/29	at Wisconsin	5-2	17/17		2-2			
12/3	NORTH FLORIDA	3-5			0-0			
12/5	vs. Connecticut	2-4			55-37			
12/10	BOSTON UNIVERSITY	4-1			6-1			
12/17	GEORGETOWN	3-4			49-42			
12/19	E. MICHIGAN	4-3			3-1			
12/21	ST. JOHN'S	2-4			51-39			
12/27	CORNELL	1-5			90-31			
1/1	at Boston College	3-3			45-24			
1/4	MIAMI	4-2	--/rv		16-7			
1/7	PITTSBURGH	5-1			65-44			
1/10	at Virginia Tech	5-1	rv/rv		8-2			
1/14	BOSTON COLLEGE							
1/16	at North Carolina	7-0	3/3		4-8			
1/21	at Notre Dame	6-0	rv/rv		28-19			
1/24	WAKE FOREST	5-1			4-0			
1/28	FLORIDA STATE	5-1	rv/rv		6-2			
2/1	at NC State	5-1			6-3			
2/4	VIRGINIA	6-0	6/6		4-4			
2/7	at Clemson	3-2			1-4			
2/11	at Pittsburgh							
2/13	LOUISVILLE	5-1	14/14		16-8			
2/19	at Georgia Tech	4-1			4-3			
2/22	DUKE	5-1	5/4		4-5			
2/26	at Louisville							
3/4	GEORGIA TECH							
TOTAL		107-58, .648						

In-Season Media Services

Interview Opportunities

Postgame: The Syracuse lockerroom is open after **Coach Boeheim's** postgame press conference.

Coach Boeheim: Media should contact Pete Moore in Athletic Communications (315-443-2080) to check on Coach Boeheim's availability.

Student-Athletes and Assistant Coaches: Please respect the privacy of the student-athletes and their families by **NOT** contacting them directly.

Interviews **SHOULD NOT** be conducted without making the arrangements through Pete Moore.

Attending Practice: Contact Pete Moore to obtain the practice schedule and site, to learn if the practice is open, and to notify him if you plan to attend. **REPORTING ON INJURIES OR THE SPECIFIC PRACTICE IS PROHIBITED.**

Radio

Syracuse IMG Sports Network: Voice of the Orange **Matt Park '97** and analyst **Jim Satalin** broadcast all of Syracuse's games on the Syracuse IMG Radio Network. The programming originates from **WTKW-FM (99.5)** and is carried by affiliates in New York, Pennsylvania and Vermont. **WAER-FM (88.3)** also carries SU men's basketball games home and away.

SU on Sirius: SIRIUS Satellite radio carries SU men's basketball games on a family of more than 120 stations. Visit www.sirius.com for a guide.

Television

Syracuse Sidelines: Time Warner Cable Sports airs Syracuse Sidelines on Thursday night's at 8:00 p.m. It is hosted by Voice of the Orange **Matt Park '97** and features **Coach Boeheim**.

Internet

www.cuse.com: The site includes up-to-the minute SU athletics news, rosters, schedules, results, and statistics for all 21 varsity sports. Broadcasts of Syracuse University men's basketball can be heard through the website as well.

Cuse.com

Coach Jim Boeheim's post-game press conference and game highlights are available on Cuse.com.

Athletic Coast Conference (www.acc.com):

The ACC website contains current news, standings, notes, results and statistics.

Athletic Communications Men's Basketball

Directory

Pete Moore, director.....315-443-2608
cell phone.....315-952-5011
e-mail addresspimoores@syr.edu
Susie Mehlinger, assistant.....315-443-2608
Sarah Woodward, assistant.....315-443-1330



SyracuseAthletics



Jim Boeheim is in his 41st season as head coach at Syracuse. He is third* in career victories among NCAA Division I coaches.

Jim Boeheim Records 1976-present (41st season)

At Syracuse: *888-343 (.721)

*record reflects 101 wins vacated between 2004-07 and 2010-12 by the NCAA

As an SU Player: 52-24 (.684)

As an SU Assistant: 139-65 (.681)

NCAA Tournament: #53-31 (.631)

#record reflects 4 NCAA Tournament wins vacated between 2004-07 and 2010-12 by the NCAA

NIT ^10-7 (.588)

^record reflects 2 NIT wins vacated between 2004-07 and 2010-12 by the NCAA

Division I NCAA Tournament Wins

Coach	Schools	Wins
1. M. KRZYZEWSKI	Duke	90
2. ROY WILLIAMS	N. Carolina, Kansas	69
3. Dean Smith	North Carolina	65
4. JIM BOEHEIM	Syracuse	*53
RICK PITINO	Providence, Kentucky, Louisville	53
6. Jim Calhoun	Northeastern, Connecticut	49
7. John Wooden	UCLA	47
8. TOM IZZO	Michigan State	46
Lute Olson	Iowa, Arizona	46
10. Bob Knight	Army, Indiana, Texas Tech	45

*record reflects 4 tournament wins vacated between 2004-07 and 2010-12 by the NCAA

Active Coaches in CAPS



Boeheim Third All-Time In Wins

Jim Boeheim, who has started his 41st season as head coach at his alma mater, earned his 888th* coaching victory on November 22 when Syracuse defeated South Carolina State, 101-59, at the Carrier Dome.

A Syracuse win in the season opener against Colgate gave Boeheim a 37-4 record in campaign beginners during his tenure.

Mike Krzyzewski (Army, Duke) and Bob Knight (Army, Indiana, Texas Tech) are the only Division I coaches who are ahead of Boeheim on the wins list.

888*

The Book On Boeheim

Boeheim owns a career record of *888-343 (.721). He is second among active Division I coaches in wins, trailing only Mike Krzyzewski.

Jim Phelan (Mt. St. Mary's, 1,354 games) is the only Division 1 coach who has logged more than Boeheim's 1,231 games (total reflects 101 games vacated between 2004-07 and 2010-12 by the NCAA) for coaches who have served at only one institution.

The 2016 NCAA berth gave SU 38 post-season appearances under Boeheim, including 32 NCAA Tournaments. He has guided his alma mater to the NCAA title game three times, winning it for the first time in 2003.

*record reflects 101 wins vacated between 2004-07 and 2010-12 by the NCAA



Boeheim Part of Gold-Medal Staff for USA Basketball Men's National Team

The successful run by USA Basketball under the direction of Chairman Jerry Colangelo continued last summer. Coach Mike Krzyzewski's staff, which included Coach Boeheim, guided the Americans to a third straight gold medal at the 2016 Olympics in Rio De Janeiro, Brazil. Coach K and Coach Boeheim were also on the bench for Team USA Olympic gold medals in 2008 and 2012.

Boeheim continues to serve as chair of the USA Basketball Men's Junior National Team Committee, a post he has held since 2005.

Division I Coaches by Wins

Coach	Schools	Wins
1. M. KRZYZEWSKI	Army, Duke	1,049
2. Bob Knight	Army, Indiana, Texas Tech	902
3. JIM BOEHEIM	Syracuse	*888
4. Dean Smith	North Carolina	879
5. Adolph Rupp	Kentucky	876
6. Jim Calhoun	Northeastern, Connecticut	873
7. Jim Phelan	Mt. St. Mary's	830

*record reflects 101 wins vacated between 2004-07 and 2010-12 by the NCAA

Active Division I Coaches by Games

Coach	Schools	Games
1. Mike Krzyzewski	Army, Duke	1,371
2. Jerry Slocum	Nyack, Geneva, Gannon, Youngstown	1,252
3. JIM BOEHEIM	Syracuse	*1,231
4. Cliff Ellis	S. Alabama, Clemson, Auburn, Coastal Carolina	1,196
5. Bob Huggins	Walsh, Akron, Cincinnati, Kansas State, West Virginia	1,117
6. Rick Byrd	Maryville, Lincoln Memorial, Belmont	1,114

*total reflects 101 games vacated between 2004-07 and 2010-12 by the NCAA.

includes games of November 27

Division I Coaches 20-Win Seasons

Coach	Schools	No.
1. M. KRZYZEWSKI	Army, Duke	32
2. JIM BOEHEIM	Syracuse	*31
3. Dean Smith	North Carolina	30
4. Bob Knight	Army, Indiana, Texas Tech	29
Lute Olson	Iowa, Arizona	29

*total reflects five 20-win seasons vacated between 2004-07 and 2010-12 by the NCAA

Division I Seasons With Current School

Coach	School	Seasons
1. JIM BOEHEIM	Syracuse	40
2. M. Krzyzewski	Duke	35
3. Greg Kampe	Oakland	32
4. Rick Byrd	Belmont	30
5. Bob McKillop	Davidson	27
6. Dave Loos	Austin Peay	26
8. Tom Izzo	Michigan State	21
Phil Martelli	Saint Joseph's	21
Fran O'Hanlon	Lafayette	21

(seasons completed)

2016-17 Associated Press Poll November 28, 2016

No.	Team	W-L	Points
1.	Kentucky (40)	6-0	1,590
2.	Villanova (20)	6-0	1,567
3.	North Carolina (4)	7-0	1,497
4.	Kansas	5-1	1,414
5.	Duke	6-1	1,365
6.	Virginia	6-0	1,286
7.	Xavier	6-0	1,181
8.	Gonzaga	6-0	1,112
9.	Baylor (1)	6-0	1,068
10.	Creighton	6-0	965
11.	UCLA	7-0	955
12.	Saint Mary's	5-0	866
13.	Indiana	4-1	857
14.	Louisville	5-1	808
15.	Purdue	5-1	687
16.	Arizona	5-1	655
17.	Wisconsin	5-2	555
18.	Butler	6-0	506
19.	Iowa State	5-1	389
20.	South Carolina	6-0	379
21.	Rhode Island	5-1	354
22.	SYRACUSE	4-1	229
23.	Oregon	4-2	189
24.	Florida	6-1	154
25.	West Virginia	4-1	132

Others receiving votes: Maryland 126, Notre Dame 85, Cincinnati 49, Michigan State 28, Ohio State 22, Michigan 13, Temple 8, USC 7, Houston 6, Florida State 5, VCU 5, California 3, Tennessee State 2, Virginia Tech 1, Arkansas State 1, San Diego State 1, Colorado 1, Minnesota 1, Rutgers 1.

SU In The 2016-17 Polls

Date	AP	USA Today
Preseason	19	17
November 14	18	18
November 21	18	16
November 28	22	24



SyracuseOrange

2016-17 USA Today Coaches Poll November 28, 2016

No.	Team	W-L	Points
1.	Kentucky (23)	6-0	784
2.	Villanova (5)	6-0	756
3.	North Carolina (2)	7-0	727
4.	Duke (2)	6-1	668
5.	Kansas	5-1	662
6.	Virginia	6-0	659
7.	Xavier	6-0	625
8.	Gonzaga	6-0	534
9.	UCLA	7-0	507
10.	Indiana	4-1	457
11.	Baylor	6-0	407
12.	Creighton	6-0	400
13.	Saint Mary's	5-0	388
14.	Louisville	5-1	381
15.	Arizona	5-1	364
16.	Purdue	5-1	307
17.	Wisconsin	5-2	250
18.	Butler	6-0	200
19.	West Virginia	4-1	157
20.	Oregon	4-2	151
21.	Iowa State	5-1	149
22.	Maryland	7-0	144
23.	South Carolina	6-0	141
24.	SYRACUSE	4-1	133
25.	Rhode Island	5-1	116

Others receiving votes: Florida 74, Notre Dame 64, Michigan 47, Michigan State 43, Cincinnati 18, Colorado 15, California 13, Texas A&M 13, Texas 10, Oklahoma State 9, Ohio State 7, Florida State 4, Miami 4, Oklahoma 3, Wichita State 2, Arkansas 2, Fort Wayne 1, VCU 1, Temple 1, Virginia Tech 1, USC 1

SU's Most Familiar Foes

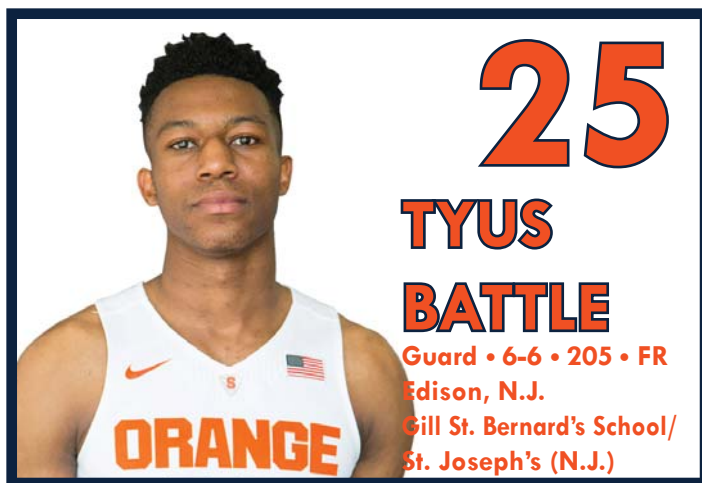
Opponents	Games
1. Colgate (Nov. 11)	169
2. Cornell (Dec. 27)	121
3. Pittsburgh (Jan. 7, Feb. 11)	109
4. Penn State	105
5. Connecticut (Dec. 5)	92
6. Georgetown (Dec. 17)	91
7. St. John's (Dec. 21)	90
8. Niagara	81
9. Villanova	72
10. Canisius	70

bold indicates 2016-17 opponent

SU AP Poll Points

The last time. . .

SU vs.	4/2/16	#3 UNC 83, SU 66 (NCAA)
ranked team		
SU beat a	3/27/16	SU 68, #4 Virginia 62 (NCAA)
ranked team		
Both ranked	2/22/14	#5 Duke 66, #1 SU 60
Both top 10	2/22/14	#5 Duke 66, #1 SU 60
Both top 5	2/22/14	#5 Duke 66, #1 SU 60
SU vs. ranked	4/2/16	#3 UNC 83, SU 66 (NCAA)
back-to-back	1/24/16	SU 68, #4 Virginia 62 (NCAA)
SU played #1	1/19/13	#6 SU 70, #1 Louisville 68
SU beat #1	1/19/13	#6 SU 70, #1 Louisville 68
SU played #2	3/2/15	#2 Virginia 59, SU 47
SU beat #2	2/3/03	SU 67, #2 Pittsburgh 65
SU played #3	4/2/16	#3 UNC 83, SU 66 (NCAA)SU
beat #3	3/12/09	#18 SU 127, #3 UConn 117 6 OT
SU played #4	3/27/16	SU 68, #4 Virginia 62 (NCAA)
SU beat #4	3/27/16	SU 68, #4 Virginia 62 (NCAA)
SU played #5	2/22/14	#5 Duke 66, #1 SU 60
SU beat #5	3/15/13	#19 SU 58, #5 Georgetown 55 (BET)
SU played #6	1/9/16	#6 N. Carolina 84, SU 73
SU beat #6	2/2/11	#17 SU 66, #6 UConn 58
SU played #7	12/20/14	#7 Villanova 82, SU 77 OT
SU beat #7	12/7/10	#8 SU 72, #7 Michigan State 58
SU played #8	2/29/16	#8 N. Carolina 75, SU 70
SU beat #8	12/28/13	#2 SU 78, #8 Villanova 62
SU played #9	2/24/15	SU 65, #9 Notre Dame 60
SU beat #9	2/24/15	SU 65, #9 Notre Dame 60
SU played #10	4/6/13	#10 Michigan #16 SU 56 (NCAA)
SU beat #10	12/2/11	#4 SU 72, #10 Florida 68
SU played #11	2/23/13	#11 Georgetown 57, #8 SU 46
SU beat #11	2/26/11	#17 SU 58, #11 Georgetown 51
SU played #12	2/18/15	SU 69, #12 Louisville 59
SU beat #12	2/18/15	SU 69, #12 Louisville 59
SU played #13	1/24/16	#13 Virginia 73, SU 65
SU beat #13	11/19/09	SU 95, #13 California 73
SU played #14	3/22/12	#2 SU 64, #14 Wisconsin 63 (NCAA)
SU beat #14	3/22/12	#2 SU 64, #14 Wisconsin 63 (NCAA)
SU played #15	3/30/13	#16 SU 55, #15 Marquette 39 (NCAA)
SU beat #15	3/30/13	#16 SU 55, #15 Marquette 39 (NCAA)
SU played #16	2/12/11	#16 Louisville 73, #12 SU 69
SU beat #16	3/4/03	SU 92, #16 Notre Dame 88
SU played #17	12/2/14	#17 Michigan 66, SU 63
SU beat #17	2/1/14	#2 SU 91, #17 Duke 89 OT
SU played #18	2/17/16	#18 Louisville 72, SU 58
SU beat #18	11/26/15	SU 79, #18 UConn 76
SU played #19	3/3/12	#2 SU 58, #19 Louisville 49
SU beat #19	3/3/12	#2 SU 58, #19 Louisville 49
SU played #20	1/18/16	SU 64, #20 Duke 62
SU beat #20	1/18/16	SU 64, #20 Duke 62
SU played #21	3/8/08	SU 87, #21 Marquette 72
SU beat #21	3/8/08	SU 87, #21 Marquette 72
SU played #22	1/18/14	#2 SU 59, #22 Pittsburgh 54
SU beat #22	1/18/14	#2 SU 59, #22 Pittsburgh 54
SU played #23	12/20/08	SU 72, #23 Memphis 65
SU beat #23	12/20/08	SU 72, #23 Memphis 65
SU played #24	11/19/04	SU 71, #24 Memphis 62
SU beat #24	11/19/04	SU 71, #24 Memphis 62
SU played #25	1/28/16	SU 81, #25 Notre Dame 66
SU played #25	1/28/16	SU 81, #25 Notre Dame 66
Ranked opponents		
in a season	15	2008-09



25
TYUS
BATTLE
Guard • 6-6 • 205 • FR
Edison, N.J.
Gill St. Bernard's School/
St. Joseph's (N.J.)

- Battle was the 2016 New Jersey Gatorade Player of the Year.
- He scored a squad-best 16 points, including 13 in the first half, in the exhibition win against Indiana (Pa.).
- Ranked second on the team in points with 17 in Syracuse's exhibition win over Le Moyne.
- Battle averaged 16.5 points per game to lead the Orange in scoring through two exhibition games.

2016-17 Battle Game-by-Game

Opponent	MP	FG	3PT	FT	REB	F	A	T	B	S	TP
COLGATE	23	1-7	0-3	4-4	1	2	0	0	0	0	6
vs. HOLY CROSS	24	3-7	3-5	0-0	2	0	4	0	1	3	9
vs. MONMOUTH	20	3-4	3-4	0-1	3	2	1	0	0	2	9
vs. S. CAROLINA ST.	16	2-4	1-2	0-0	1	1	1	0	1	0	5
vs. South Carolina	13	0-2	0-1	0-0	0	0	2	0	1	0	0
at Wisconsin											
NORTH FLORIDA											
vs. Connecticut											
BOSTON UNIVERSITY											
GEORGETOWN											
EASTERN MICHIGAN											
ST. JOHN'S											
CORNELL											
at Boston College											
MIAMI											
PITTSBURGH											
at Virginia Tech											
BOSTON COLLEGE											
at North Carolina											
at Notre Dame											
WAKE FOREST											
FLORIDA STATE											
at North Carolina St.											
VIRGINIA											
at Clemson											
at Pittsburgh											
LOUISVILLE											
at Georgia Tech											
DUKE											
at Louisville											
GEORGIA TECH											

*indicates start

Battle Season and Career Highs

Points

Season and Career: 9 vs. Holy Cross, vs. Monmouth 2016-17

FG Made

Season and Career: 3 vs. Holy Cross, vs. Monmouth 2016-17

FG Attempted

Season and Career: 7 vs. Colgate, vs. Holy Cross, 2016-17

3-Point FGM

Season and Career: 3 vs. Holy Cross, vs. Monmouth 2016-17

3-Point FGA

Season and Career: 5 vs. Holy Cross, 2016-17

FT Made

Season and Career: 4 vs. Colgate, 2016-17

FT Attempted

Season and Career: 4 vs. Colgate, 2016-17

Rebounds

Season and Career: 3 vs. Monmouth, 2016-17

Off. Rebounds

Season and Career: 1 vs. Holy Cross, 2016-17

Def. Rebounds

Season and Career: 3 vs. Monmouth, 2016-17

Assists

Season and Career: 4 vs. Holy Cross, 2016-17

Steals

Season and Career: 3 vs. Holy Cross, 2016-17

Blocks

Season and Career: 1 vs. Holy Cross, vs. S. Carolina St., 2016-17

Minutes

Season and Career: 24 vs. Holy Cross, 2016-17

Battle's Career Statistics

Year	TOTAL					3-PTS			REBOUNDS														
	G	GS	FG	FGA	Pct	3FG	3FGA	Pct	FT	FTA	Pct	O	D	Tot	Avg	PF	FO	A	TO	Blk	Stl	Pts	Avg
2016-17	5	0	9	24	.375	7	15	.467	4	5	.800	1	6	7	1.4	5	0	8	0	3	5	29	5.8



13
PASCHAL
CHUKWU
Center • 7-2 • 226 • SO
Westport, Conn.
Fairfield Prep/
Providence

- Chukwu transferred to Syracuse after one year at Providence. He sat out last year per the NCAA transfer rule.
- In his first action since the 2014-15 season, Chukwu logged 21 minutes in the exhibition game versus Indiana (Pa.). He finished with four points, five rebounds and two blocks.
- He ranks fourth on the team with an average of 5.0 rebounds per game through five regular-season matchups.
- Chukwu had a season-high seven rebounds and four blocks against South Carolina State.

2016-17 Chukwu Game-by-Game

Opponent	MP	FG	3PT	FT	REB	F	A	T	B	S	TP
COLGATE	17	2-2	0-0	0-6	5	1	0	1	1	1	4
vs. HOLY CROSS	22	0-0	0-0	0-0	5	3	1	2	3	1	0
vs. MONMOUTH	10	0-0	0-0	0-0	4	1	0	2	2	1	0
vs. S. CAROLINA ST.	25	2-3	0-0	0-1	7	4	1	3	4	0	4
vs. South Carolina	17	0-2	0-0	0-0	4	4	0	0	1	0	0
at Wisconsin											
NORTH FLORIDA											
vs. Connecticut											
BOSTON UNIVERSITY											
GEORGETOWN											
EASTERN MICHIGAN											
ST. JOHN'S											
CORNELL											
at Boston College											
MIAMI											
PITTSBURGH											
at Virginia Tech											
BOSTON COLLEGE											
at North Carolina											
at Notre Dame											
WAKE FOREST											
FLORIDA STATE											
at North Carolina St.											
VIRGINIA											
at Clemson											
at Pittsburgh											
LOUISVILLE											
at Georgia Tech											
DUKE											
at Louisville											
GEORGIA TECH											

*Indicates start

THE BASKETBALL HALL OF FAME KAREEM ABDUL-JABBAR AWARD

Chukwu was named to the 2017 Kareem Abdul-Jabbar Award watch list in October. The award honors the top Division I center. The watchlist is comprised of 20 candidates and will be narrowed down to 10 by mid-February. The winner of the 2017 Kareem Abdul-Jabbar Award will be presented at the ESPN College Basketball Awards in April.

Kareem Abdul-Jabbar Award Watch List

Moses Kingsley	Arkansas	Isaac Haas	Purdue
Eric Mika	BYU	Paschal Chukwu	Syracuse
Justin Patton	Creighton	Jarrett Allen	Texas
Marques Bolden	Duke	Tyler Davis	Texas A&M
Zena Edosomwan	Harvard	Thomas Welsh	UCLA
Thomas Bryant	Indiana	Kennedy Meeks	N. Carolina
Bam Adebayo	Kentucky	Luke Kornet	Vanderbilt
Tim Kempton	Lehigh	Mo Alie-Cox	VCU
Omer Yurtseven	NC State	Josh Hawkinson	Wash. State
Chris Boucher	Oregon	Ethan Happ	Wisconsin

Chukwu Season and Career Highs

Points

Season: 4 vs. Colgate, vs. S. Carolina St., 2016-17
Career: 9 Rhode Island, 2014-15

FG Made

Season: 2 vs. Colgate, vs. S. Carolina St., 2016-17
Career: 4 Rhode Island, 2014-15

FG Attempted

Season: 3 vs. S. Carolina St., 2016-17
Career: 5 Binghamton, 2014-15

3-Point FGM

Season and Career: 0

3-Point FGA

Season and Career: 0

FT Made

Season:
Career: 5 Stony Brook, 2014-15

FT Attempted

Season: 6 vs. Colgate, 2016-17
Career: 8 Stony Brook, 2014-15

Rebounds

Season: 7 vs. S. Carolina St., 2016-17
Career: 9 at Butler, 2014-15

Off. Rebounds

Season: 5 vs. S. Carolina St., 2016-17
Career: 5 at Butler, 2014-15, vs. S. Carolina St., 2016-17

Def. Rebounds

Season: 5 vs. Holy Cross, 2016-17
Career: 5 Navy, Marquette, 2014-15, vs. Holy Cross, 2016-17

Assists

Season: 1 vs. Holy Cross, vs. S. Carolina St., 2016-17
Career: 1 vs. Florida State, at Boston College, St. John's, Seton Hall, at Villanova, 2014-15, vs. Holy Cross, vs. S. Carolina St., 2016-17

Steals

Season: 1 vs. Colgate, vs. Holy Cross, vs. Monmouth 2016-17
Career: 1 vs. Navy, at Boston College, Rhode Island, at Marquette, at St. John's, Seton Hall, at DePaul, Marquette, vs. St. John's, 2014-15, vs. Colgate, vs. Holy Cross, vs. Monmouth 2016-17

Blocks

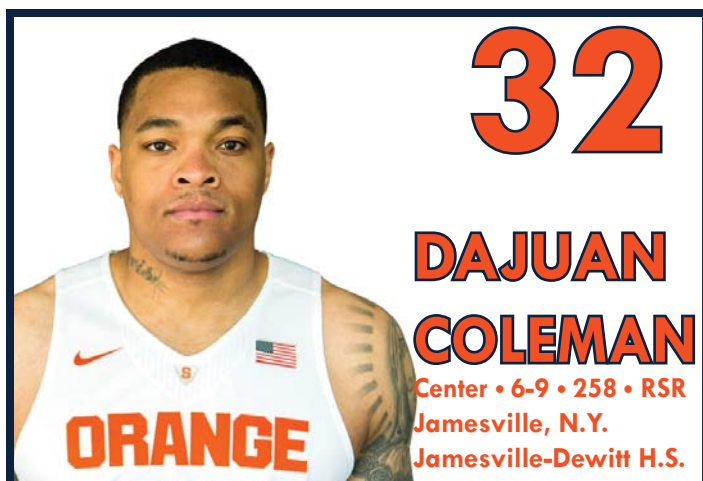
Season: 4 vs. S. Carolina St., 2016-17
Career: 4 vs. Marquette, 2014-15, vs. S. Carolina St., 2016-17

Minutes

Season: 25 vs. S. Carolina St., 2016-17
Career: 28 vs. Marquette, 2014-15

Chukwu's Career Statistics 2014-15 at Providence; 2016-17 at Syracuse

Year	G	GS	TOTAL			3-PTS			REBOUNDS														
			FG	FGA	Pct	3FG	3FGA	Pct	FT	FTA	Pct	O	D	Tot	Avg	PF	FO	A	TO	Blk	Stl	Pts	Avg
2014-15	33	3	33	50	.660	0	0	.000	24	40	.600	33	50	83	2.5	62	2	5	19	23	9	90	2.7
2015-16	sat out as transfer																						
2016-17	5	0	4	7	.571	0	0	.000	0	7	.000	10	15	25	5.0	13	0	2	8	11	3	8	1.6
Totals	38	3	37	57	.649	0	0	.000	24	47	.512	43	65	108	2.8	75	2	7	27	34	12	98	2.6



- Coleman started all 37 games a season ago.
- He earned his undergraduate degree in child and family studies last spring.
- After two exhibition games, the redshirt senior converted 5-of-7 baskets for a .714 field goal percentage to rank third on the team among players with five attempts or more.
- He ranks third on the team in rebounding efforts, averaging 5.6 boards per outing through the first five regular-season games.
- Coleman had a season-high eight rebounds versus Monmouth.

2016-17 Coleman Game-by-Game

Opponent	MP	FG	3PT	FT	REB	F	A	T	B	S	TP
COLGATE*	15	3-4	0-0	0-0	6	4	1	1	1	1	6
vs. HOLY CROSS*	12	0-1	0-0	1-2	6	1	0	1	0	0	1
vs. MONMOUTH*	15	2-7	0-0	3-4	8	3	0	1	0	0	7
vs. S. CAROLINA ST.*	12	3-4	0-0	1-2	4	2	0	2	0	0	7
vs. South Carolina*	15	1-2	0-0	2-4	4	2	1	0	0	1	4
at Wisconsin											
NORTH FLORIDA											
vs. Connecticut											
BOSTON UNIVERSITY											
GEORGETOWN											
EASTERN MICHIGAN											
ST. JOHN'S											
CORNELL											
at Boston College											
MIAMI											
PITTSBURGH											
at Virginia Tech											
BOSTON COLLEGE											
at Notre Dame											
WAKE FOREST											
FLORIDA STATE											
at North Carolina St.											
VIRGINIA											
at Clemson											
at Pittsburgh											
LOUISVILLE											
at Georgia Tech											
DUKE											
at Louisville											
GEORGIA TECH											

*indicates start

Coleman Career Highs

Points

Season: 7 vs. Monmouth, vs. S. Carolina St., 2016-17
Career: 14 vs. Texas Southern, 2015-16; vs. St. Francis Brooklyn, 2013-14; E. Michigan, 2012-13

FG Made

Season: 3 vs. Colgate, vs. S. Carolina St., 2016-17
Career: 5 vs. Montana State, Pittsburgh 2015-16; vs. St. Francis Brooklyn, Binghamton, 2013-14; Eastern Michigan, Central Connecticut, 2012-13

FG Attempted

Season: 7 vs. Monmouth, 2016-17
Career: 11 vs. Central Connecticut, 2012-13

3-Point FGM

Season and Career: 0

3-Point FGA

Season and Career: 0

FT Made

Season: 3 vs. Monmouth, 2016-17
Career: 6 vs. Texas Southern, 2015-16

FT Attempted

Season: 4 vs. Monmouth, vs. South Carolina, 2016-17
Career: 8 vs. Fordham, 2013-14

Rebounds

Season: 8 vs. Monmouth, 2016-17
Career: 14 vs. Monmouth, 2012-13

Off. Rebounds

Season: 4 vs. Monmouth, 2016-17
Career: 7 vs. Fordham, 2013-14

Def. Rebounds

Season: 4 vs. Holy Cross, vs. Monmouth, 2016-17
Career: 9 vs. Monmouth, 2012-13

Assists

Season: 1 vs. Colgate, vs. South Carolina, 2016-17
Career: 3 vs. Charlotte, 2015-16

Steals

Season: 1 vs. Colgate, vs. South Carolina, 2016-17
Career: 4 vs. Texas Southern, 2015-16

Blocks

Season: 1 vs. Colgate, 2016-17
Career: 3 vs. Charlotte, 2015-16; vs. Princeton, Long Beach State, 2012-13

Minutes

Season: 15 vs. Colgate, vs. Monmouth, vs. South Carolina, 2016-17
Career: 35 vs. NC State, 2015-16

Coleman's Career Statistics

	TOTAL						3-PTS			REBOUNDS													
Year	G	GS	FG	FGA	Pct	3FG	3FGA	Pct	FT	FTA	Pct	O	D	Tot	Avg	PF	FO	A	TO	Blk	Stl	Pts	Avg
2012-13	24	20	42	96	.438	0	0	.000	30	65	.462	37	58	95	4.0	30	0	4	23	9	13	114	4.8
2013-14	13	12	21	36	.583	0	0	.000	14	28	.500	31	23	54	4.2	23	0	3	11	7	4	56	4.3
2014-15	did not play -- injured																						
2015-16	37	37	68	124	.548	0	0	.000	46	70	.657	68	105	173	4.7	102	4	15	41	33	26	182	4.9
2016-17	5	5	9	18	.500	0	0	.000	7	12	.583	11	17	28	5.6	12	0	2	5	1	2	25	5.0
Totals	79	74	140	274	.511	0	0	.000	97	175	.554	147	203	350	4.4	167	4	24	80	50	45	377	4.8



- Gillon transferred to Syracuse from Colorado State. He has one year of eligibility left.
- Led the team in assists with 11 through two exhibition games at the Carrier Dome. He is the only Orange player to have tallied double-digit assists on the season so far.
- Ranks second on the team with an average of 4.6 assists per game.
- Gillon is tied for third in scoring with an average of 10.0 points per game.

2016-17 Gillon Game-by-Game

Opponent	MP	FG	3PT	FT	REB	F	A	T	B	S	TP
COLGATE	21	5-8	1-2	2-3	2	1	6	0	0	1	13
vs. HOLY CROSS	18	6-8	2-3	1-1	1	1	9	1	0	2	15
vs. MONMOUTH	21	2-7	1-5	0-0	2	1	1	2	0	0	5
vs. S. CAROLINA ST.	20	5-12	2-4	2-2	1	0	4	1	0	3	14
vs. South Carolina at Wisconsin	28	1-1	1-1	0-1	1	0	3	5	0	1	3
NORTH FLORIDA vs. Connecticut											
BOSTON UNIVERSITY											
GEORGETOWN											
EASTERN MICHIGAN											
ST. JOHN'S											
CORNELL											
at Boston College											
MIAMI											
PITTSBURGH											
at Virginia Tech											
BOSTON COLLEGE											
at North Carolina											
at Notre Dame											
WAKE FOREST											
FLORIDA STATE											
at North Carolina St.											
VIRGINIA											
at Clemson											
at Pittsburgh											
LOUISVILLE											
at Georgia Tech											
DUKE											
at Louisville											
GEORGIA TECH											

*indicates start

Gillon Career Highs

Points

Season: 15 vs. Holy Cross, 2016-17

Career: 28 vs. Long Beach State, 2015-16

FG Made

Season: 6 vs. Holy Cross, 2016-17

Career: 7 vs. Long Beach State, Utah State, 2015-16

FG Attempted

Season: 12 vs. S. Carolina St., 2016-17

Career: 16 vs. Abilene Christian, UTEP, 2015-16

3-Point FGM

Season: 2 vs. Holy Cross, vs. S. Carolina St., 2016-17

Career: 6 vs. Long Beach State, 2015-16

3-Point FGA

Season: 5 vs. Monmouth, 2016-17

Career: 11 vs. UTEP, 2015-16

FT Made

Season: 2 vs. Colgate, vs. S. Carolina St., 2016-17

Career: 13 vs. Abilene Christian, 2015-16

FT Attempted

Season: 3 vs. Colgate, 2016-17

Career: 14 vs. Abilene Christian, 2015-16

Rebounds

Season: 2 vs. Colgate, vs. Monmouth, 2016-17

Career: 9 vs. Portland, 2015-16

Off. Rebounds

Season: 2 vs. Monmouth, 2016-17

Career: 2 vs. Boise State, Wyoming, 2015-16, vs. Monmouth, 2016-17

Def. Rebounds

Season: 2 vs. Colgate, 2016-17

Career: 9 vs. Portland, 2015-16

Assists

Season: 9 vs. Holy Cross, 2016-17

Career: 11 vs. Nevada, 2014-15

Steals

Season: 2 vs. Holy Cross, 2016-17

Career: 3 vs. Wyoming, at Nevada

Blocks

Season:

Career: 2 vs. Portland, 2015-16

Minutes

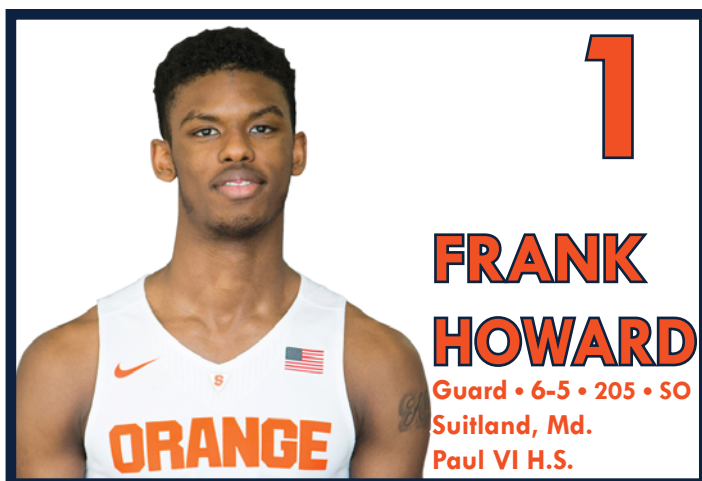
Season: 28 vs. South Carolina, 2016-17

Career: 45 vs. UTEP, 2015-16

Gillon's Career Statistics

2012-13 Arkansas-Little Rock; 2014-16 Colorado State; 2016-17 Syracuse

Year	G	GS	TOTAL			3-PTS			FT	FTA	Pct	REBOUNDS				PF	FO	A	TO	Blk	Stl	Pts	Avg
			FG	FGA	Pct	3FG	3FGA	Pct				O	D	Tot	Avg								
2012-13	27	12	80	190	.421	37	94	.394	89	109	.817	8	57	65	2.4	53	0	64	62	1	19	286	10.6
2013-14																							
2014-15	34	1	61	168	.363	34	86	.395	112	141	.794	5	51	56	1.6	49	0	110	41	2	12	268	7.9
2015-16	34	26	119	311	.383	60	180	.333	152	173	.879	14	83	97	2.9	84	1	130	77	5	26	450	13.2
2016-17	5	0	19	36	.528	7	15	.467	5	7	.714	3	4	7	1.4	3	0	23	9	0	7	50	10.0
Totals	100	39	279	705	.396	138	375	.368	358	430	.833	30	195	225	2.3	189	1	327	189	8	64	1,054	10.5



- Howard leads the team with an average of 6.4 assists per game through five regular-season outings.
- Howard leads the squad in field-goal percentage with a .586 mark (17-of-29).
- He was the first Orange player since Michael Carter-Williams vs. Seton Hall on March 13, 2013 to register double-digit assist figures in a game. Howard tallied his first-career double-double vs. S. Carolina St. with 11 assists and 10 points.
- Howard played in the last 21 games of his freshman season, including five NCAA Tournament contests.

2016-17 Howard Game-by-Game

Opponent	MP	FG	3PT	FT	REB	F	A	T	B	S	TP
COLGATE*	22	4-4	3-3	0-2	4	2	9	3	0	4	11
vs. HOLY CROSS*	20	3-5	1-2	0-0	1	1	3	1	1	1	7
vs. MONMOUTH*	23	3-6	1-3	1-2	3	3	6	2	1	1	8
vs. S. CAROLINA ST.*	22	4-7	2-4	0-1	4	1	11	1	0	1	10
vs. South Carolina*	24	3-7	1-2	3-7	0	3	3	1	0	2	10
at Wisconsin											
NORTH FLORIDA											
vs. Connecticut											
BOSTON UNIVERSITY											
GEORGETOWN											
EASTERN MICHIGAN											
ST. JOHN'S											
CORNELL											
at Boston College											
MIAMI											
PITTSBURGH											
at Virginia Tech											
BOSTON COLLEGE											
at North Carolina											
at Notre Dame											
WAKE FOREST											
FLORIDA STATE											
at North Carolina St.											
VIRGINIA											
at Clemson											
at Pittsburgh											
LOUISVILLE											
at Georgia Tech											
DUKE											
at Louisville											
GEORGIA TECH											

*indicates start

Howard Season and Career Highs

Points

Season: 11 vs. Colgate, 2016-17

Career: 11 vs. Colgate, 2016-17

FG Made

Season: 4 vs. Colgate, vs. S. Carolina St., 2016-17

Career: 4 vs. Colgate, vs. S. Carolina St., 2016-17

FG Attempted

Season: 7 vs. S. Carolina St., vs. South Carolina, 2016-17

Career: 8 at Georgetown, 2015-16

3-Point FGM

Season: 3 vs. Colgate, 2016-17

Career: 3 vs. Colgate, 2016-17

3-Point FGA

Season: 4 vs. S. Carolina St., 2016-17

Career: 4 vs. S. Carolina St., 2016-17

FT Made

Season: 3 vs. South Carolina, 2016-17

Career: 3 vs. South Carolina, 2016-17

FT Attempted

Season: 7 vs. South Carolina, 2016-17

Career: 7 vs. South Carolina, 2016-17

Rebounds

Season: 4 vs. Colgate, vs. S. Carolina St., 2016-17

Career: 4 at Georgetown, 2015-16, vs. Colgate, vs. S. Carolina St., 2016-17

Off. Rebounds

Season: 1 vs. Monmouth, 2016-17

Career: 2 at Georgetown, 2015-16

Def. Rebounds

Season: 4 vs. Colgate, vs. S. Carolina St., 2016-17

Career: 4 vs. Colgate, vs. S. Carolina St., 2016-17

Assists

Season: 11 vs. S. Carolina St., 2016-17

Career: 11 vs. S. Carolina St., 2016-17

Steals

Season: 4 vs. Colgate, 2016-17

Career: 4 vs. Colgate, 2016-17

Blocks

Season: 1 vs. Holy Cross, vs. Monmouth, 2016-17

Career: 1, Virginia Tech, Georgia Tech. 2015-16, vs. Holy Cross, vs. Monmouth, 2016-17

Minutes

Season: 24 vs. South Carolina, 2016-17

Career: 24 vs. South Carolina, 2016-17

Howard's Career Statistics

Year	TOTAL					3-PTS			REBOUNDS														
	G	GS	FG	FGA	Pct	3FG	3FGA	Pct	FT	FTA	Pct	O	D	Tot	Avg	PF	FO	A	TO	Blk	Stl	Pts	Avg
2015-16	32	0	18	63	.286	2	19	.105	14	28	.500	10	33	43	1.3	39	1	56	28	4	17	52	1.6
2016-17	5	5	17	29	.586	8	14	.571	4	12	.333	1	11	12	2.4	10	0	32	8	2	9	46	9.2
Totals	37	5	35	92	.380	10	33	.303	18	40	.450	11	44	55	1.5	49	1	88	36	6	26	98	2.6



- Lydon tallied a double-double with 14 points and 10 rebounds, his fifth-career and first of the 2016-17 slate, in Syracuse's 101-59 victory over S. Carolina St.
- Lydon led the team vs. South Carolina with a season-high 18 points and 7 rebounds.
- He has converted seven-of-his-last 10 3-pointers.

2016-17 Lydon Game-by-Game

Opponent	MP	FG	3PT	FT	REB	F	A	T	B	S	TP
COLGATE*	26	1-6	0-3	0-0	6	2	3	0	3	1	2
vs. HOLY CROSS*	24	6-7	2-3	3-4	6	2	1	2	0	0	17
vs. MONMOUTH*	32	2-9	0-2	2-2	7	2	3	2	4	2	6
vs. S. CAROLINA ST.*	25	4-6	4-5	2-4	10	0	1	0	0	1	14
vs. South Carolina*	35	5-12	3-5	5-6	7	2	0	6	0	1	18
at Wisconsin											
NORTH FLORIDA											
vs. Connecticut											
BOSTON UNIVERSITY											
GEORGETOWN											
EASTERN MICHIGAN											
ST. JOHN'S											
CORNELL											
at Boston College											
MIAMI											
PITTSBURGH											
at Virginia Tech											
BOSTON COLLEGE											
at North Carolina											
at Notre Dame											
WAKE FOREST											
FLORIDA STATE											
at North Carolina St.											
VIRGINIA											
at Clemson											
at Pittsburgh											
LOUISVILLE											
at Georgia Tech											
DUKE											
at Louisville											
GEORGIA TECH											

*indicates start

THE BASKETBALL HALL OF FAME KARL MALONE AWARD

Lydon was named to the 2017 Karl Malone Award watch list in October. The award honors the top Division I power forward. The watch list is comprised of 20 candidates and will be narrowed down to 10 by mid-February. The winner of the 2017 Karl Malone Award will be presented at the ESPN College Basketball Awards in April.

Karl Malone Award Watch List

Lauri Markkanen	Arizona	Bonzie Colson	Notre Dame
Johnathan Motley	Baylor	Michael Young	Pittsburgh
Ivan Rabb	California	Caleb Swanigan	Purdue
Amile Jefferson	Duke	Tyler Lydon	Syracuse
Jonathan Isaac	Florida St.	TJ Leaf	UCLA
Yante Maten	Georgia	Bennie Boatwright	USC
Carlton Bragg Jr.	Kansas	Alec Peters	Valparaiso
Dedric Lawson	Memphis	Kris Jenkins	Villanova
Miles Bridges	Michigan St.	Austin Nichols	Virginia
Isaiah Hicks	N. Carolina	Nigel Hayes	Wisconsin

Lydon Season and Career Highs

Points

Season: 18 vs. South Carolina 2016-17

Career: 21 vs. Pittsburgh. 2015-16

FG Made

Season: 6 vs. Holy Cross, 2016-17

Career: 8 vs. Pittsburgh, at Boston College, 2015-16

FG Attempted

Season: 12 vs. South Carolina, 2016-17

Career: 12 vs. Texas Southern, Pittsburgh, at Boston College, 2015-16, vs. South Carolina, 2016-17

3-Point FGM

Season: 4 vs. S. Carolina St., 2016-17

Career: 4 vs. Pittsburgh, 2015-16, vs. S. Carolina St., 2016-17

3-Point FGA

Season: 5 vs. S. Carolina St., vs. S. Carolina, 2016-17

Career: 8 vs. Pittsburgh, 2015-16

FT Made

Season: 5 vs. South Carolina, 2016-17

Career: 6 vs. Middle Tennessee (NCAA), vs. Connecticut, 2015-16

FT Attempted

Season: 6 vs. South Carolina, 2016-17

Career: 10 vs. Middle Tennessee (NCAA), 2015-16

Rebounds

Season: 10 vs. S. Carolina St., 2016-17

Career: 12 vs. Connecticut, 2015-16

Off. Rebounds

Season: 3 vs. Holy Cross, vs. S. Carolina St., 2016-17

Career: 6 at Duke, 2015-16

Def. Rebounds

Season: 7 vs. S. Carolina St., vs. S. Carolina, 2016-17

Career: 9 at Miami, vs. Connecticut, 2015-16

Assists

Season: 3 vs. Colgate, vs. Monmouth, 2016-17

Career: 4 vs. Clemson, 2015-16

Steals

Season: 2 vs. Monmouth, 2016-17

Career: 5 vs. Clemson, 2015-16

Blocks

Season: 4 vs. Monmouth, 2016-17

Career: 6 vs. Gonzaga (NCAA), vs. Middle Tennessee (NCAA), 2015-16

Minutes

Season: 35 vs. South Carolina, 2016-17

Career: 42 vs. Wisconsin, 2015-16

Lydon's Career Statistics

Year	G	GS	TOTAL			3-PTS			FT	FTA	Pct	REBOUNDS				PF	FO	A	TO	Blk	Stl	Pts	Avg
			FG	FGA	Pct	3FG	3FGA	Pct				O	D	Tot	Avg								
2015-16	37	0	127	266	.477	49	122	.402	72	93	.774	66	167	233	6.3	101	2	41	47	67	42	375	10.1
2016-17	5	5	18	40	.450	9	18	.500	12	16	.750	10	26	36	7.2	8	0	8	10	7	5	57	11.4
Totals	42	5	145	306	.474	58	140	.414	84	109	.771	76	193	269	6.4	109	2	49	57	74	47	432	10.3



20

TYLER LYDON

Forward • 6-9 • 223 • SO
Elizaville, N.Y.
Pine Plains H.S./
New Hampton School (N.H.)



Lydon was named to the 2017 John R. Wooden Award preseason watchlist in November. The award is presented annually by Wendy's and is the most prestigious honor in college basketball as it recognizes the nation's most outstanding player.

John R. Wooden Award Preseason Watch List

Jaylen Adams	St. Bonaventure	Edrice Adebayo	Kentucky
Grayson Allen	Duke	Jarrett Allen	Texas
Dwayne Bacon	Florida State	Lonzo Ball	UCLA
V.J. Beachem	Notre Dame	Joel Berry II	N. Carolina
James Blackmon, Jr.	Indiana	Antonio Blakeney	LSU
Jaron Blossomgame	Clemson	Trevon Bluiett	Xavier
Chris Boucher	Oregon	Miles Bridges	Michigan St.
Dillon Brooks	Oregon	Thomas Bryant	Indiana
Tyler Dorsey	Oregon	Jawun Evans	Oklahoma St.
De'Aaron Fox	Kentucky	Markelle Fultz	Washington
Jack Gibbs	Davidson	Harry Giles	Duke
Devonte' Graham	Kansas	Ethan Happ	Wisconsin
Josh Hart	Villanova	Nigel Hayes	Wisconsin
Malcolm Hill	Illinois	Josh Jackson	Kansas
Justin Jackson	N. Carolina	Kris Jenkins	Villanova
Peter Jok	Iowa	Moses Kingsley	Arkansas
Bronson Koenig	Wisconsin	Dedric Lawson	Memphis
Tyler Lydon	Syracuse	Lauri Markkanen	Arizona
Frank Mason III	Kansas	Malik Monk	Kentucky
Monte Morris	Iowa State	Austin Nichols	Virginia
London Perrantes	Virginia	Alec Peters	Valparaiso
Ivan Rabb	California	Dennis Smith, Jr.	NC State
Edmond Sumner	Xavier	Caleb Swanigan	Purdue
Jayson Tatum	Duke	Melo Trimble	Maryland
Maruice Watson, Jr.	Creighton	Nigel Williams-Goss	Gonzaga



Lydon was named to the 2017 Naismith Trophy Player of the Year preseason watchlist in November. The award is presented annually to the nation's top Division I player. The list will be shortened to 30 players and announced February 9, 2017.

Naismith Trophy Player of the Year Preseason Watch List

Edrice Adebayo	Kentucky	Grayson Allen	Duke
Jarrett Allen	Texas	Dwayne Bacon	Florida St.
Lonzo Ball	UCLA	V.J. Beachem	Notre Dame
Joel Berry II	N. Carolina	James Blackmon Jr.	Indiana
Jaron Blossomgame	Clemson	Trevon Bluiett	Xavier
Chris Boucher	Oregon	Miles Bridges	Michigan St.
Dillon Brooks	Oregon	Thomas Bryant	Indiana
Troy Caupain	Cincinnati	Tyler Davis	Texas A&M
Jawun Evans	Okla. St.	De'Aaron Fox	Kentucky
Markelle Fultz	Washington	Jack Gibbs	Davidson
Harry Giles	Duke	Devonte' Graham	Kansas
Ethan Happ	Wisconsin	Josh Hart	Villanova
Nigel Hayes	Wisconsin	Malcolm Hill	Illinois
Josh Jackson	Kansas	Justin Jackson	N. Carolina
Kris Jenkins	Villanova	Peter Jok	Iowa
Moses Kingsley	Arkansas	Bronson Koenig	Wisconsin
Dedric Lawson	Memphis	Tyler Lydon	Syracuse
Lauri Markkanen	Arizona	Frank Mason III	Kansas
E.C. Matthews	Rhode Island	Malik Monk	Kentucky
Monte Morris	Iowa State	Jonathan Motley	Baylor
Austin Nichols	Virginia	London Perrantes	Virginia
Alec Peters	Valparaiso	Ivan Rabb	California
Dennis Smith Jr.	NC State	Edmond Sumner	Xavier
Caleb Swanigan	Purdue	Jayson Tatum	Duke
Melo Trimble	Maryland	Nigel Williams-Goss	Gonzaga

THE BASKETBALL HALL OF FAME

KARL MALONE AWARD

Lydon was named to the 2017 Karl Malone Award watch list in October. The award honors the top Division I power forward. The watch list is comprised of 20 candidates and will be narrowed down to 10 by mid-February. The winner of the 2017 Karl Malone Award will be presented at the ESPN College Basketball Awards in April.

Karl Malone Award Watch List

Lauri Markkanen	Arizona	Bonzie Colson	Notre Dame
Johnathan Motley	Baylor	Michael Young	Pittsburgh
Ivan Rabb	California	Caleb Swanigan	Purdue
Amile Jefferson	Duke	Tyler Lydon	Syracuse
Jonathan Isaac	Florida St.	TJ Leaf	UCLA
Yante Maten	Georgia	Bennie Boatwright	USC
Carlton Bragg Jr.	Kansas	Alec Peters	Valparaiso
Dedric Lawson	Memphis	Kris Jenkins	Villanova
Miles Bridges	Michigan St.	Austin Nichols	Virginia
Isaiah Hicks	N. Carolina	Nigel Hayes	Wisconsin



Lydon was named to the 2017 Lute Olson Preseason watch list in November. The Lute Olson Award is presented annually to the nation's top Division I player who has played at least two seasons. The winner will be presented at the CollegeInsider.com awards banquet in April.

Lute Olson Award Preseason Watch List

Jalen Adams	Connecticut	Grayson Allen	Duke
Joel Berry II	N. Carolina	James Blackmon, Jr.	Indiana
Jaron Blossomgame	Clemson	Trevon Bluiett	Xavier
Chris Boucher	Oregon	Evans Bradds	Belmont
Isaiah Briscoe	Kentucky	Dillon Brooks	Oregon
Thomas Bryant	Indiana	Antonio Campbell	Ohio
Jevon Carter	W. Virginia	Troy Caupain	Cincinnati
Tyler Cavanaugh	George Wash.	Gary Clark	Cincinnati
T.J. Cline	Richmond	Charles Cooke	Dayton
Tyler Davis	Texas A&M	Jawun Evans	Oklahoma St.
Marcus Evans	Rice	J.J. Frazier	Georgia
Jack Gibbs	Davidson	Devonte' Graham	Kansas
Isaac Hamilton	UCLA	Josh Hart	Villanova
Nigel Hayes	Wisconsin	Justin Jackson	N. Carolina
Kris Jenkins	Villanova	Peter Jok	Iowa
Moses Kingsley	Arkansas	Bronson Koenig	Wisconsin
Dedric Lawson	Memphis	William Lee	UAB
JeQuan Lewis	VCU	Tyler Lydon	Syracuse
Kelan Martin	Butler	Frank Mason III	Kansas
Yante Maten	Georgia	E.C. Matthews	Rhode Island
Monte Morris	Iowa State	Johnathan Motley	Baylor
Alec Peters	Valparaiso	Ivan Rabb	California
Justin Robinson	Monmouth	Edmond Sumner	Xavier
Alonzo Trier	Arizona	Melo Trimble	Maryland
Reggie Upshaw	Middle Tenn.	Jordan Woodward	Oklahoma



- Tallied a career-high six dunks and a team-leading 18 points in just 24 minutes of play in the season-opener vs. Colgate.
- Ranks second on the club in rebound average (6.4) and is tied for third in scoring (10.0).
- Roberson completed his 15th-career double-double in Syracuse's 101-59 victory over S. Carolina St. with 13 points and 12 rebounds.

2016-17 Roberson Game-by-Game

Opponent	MP	FG	3PT	FT	REB	F	A	T	B	S	TP
COLGATE*	24	9-13	0-0	0-0	4	3	1	2	0	1	18
vs. HOLY CROSS*	26	5-7	0-0	2-2	6	2	1	0	0	1	12
vs. MONMOUTH*	25	2-4	0-0	2-2	4	3	0	1	2	0	6
vs. S. CAROLINA ST.*	19	4-9	0-0	5-5	12	1	2	1	1	0	13
vs. South Carolina*	21	0-3	0-0	1-2	6	2	0	2	0	0	1
at Wisconsin											
NORTH FLORIDA											
vs. Connecticut											
BOSTON UNIVERSITY											
GEORGETOWN											
EASTERN MICHIGAN											
ST. JOHN'S											
CORNELL											
at Boston College											
MIAMI											
PITTSBURGH											
at Virginia Tech											
BOSTON COLLEGE											
at North Carolina											
at Notre Dame											
WAKE FOREST											
FLORIDA STATE											
at North Carolina St.											
VIRGINIA											
at Clemson											
at Pittsburgh											
LOUISVILLE											
at Georgia Tech											
DUKE											
at Louisville											
GEORGIA TECH											

*indicates start

Roberson Season and Career Highs

Points

Season: 18 vs. Colgate, 2016-17

Career: 20 vs. Elon, 2015-16

FG Made

Season: 9 vs. Colgate, 2016-17

Career: 9 vs. Elon, 2015-16; vs. Colgate, 2016-17

FG Attempted

Season: 13 vs. Colgate, 2016-17

Career: 15 vs. Elon, 2015-16

3-Point FGM

Season and Career: 0

3-Point FGA

Season:

Career: 2 vs. Fordham, 2013-14

FT Made

Season: 5 vs. S. Carolina St., 2016-17

Career: 6 vs. Connecticut, 2015-16; at Duke, 2014-15

FT Attempted

Season: 5 vs. S. Carolina St., 2016-17

Career: 13 vs. Connecticut, 2015-16

Rebounds

Season: 12 vs. S. Carolina St., 2016-17

Career: 20 at Duke, 2015-16

Off. Rebounds

Season: 5 vs. S. Carolina St., 2016-17

Career: 12 at Duke, 2015-16

Def. Rebounds

Season: 7 vs. S. Carolina St., 2016-17

Career: 11 vs. Miami, 2014-15

Assists

Season: 2 vs. S. Carolina St., 2016-17

Career: 5 at North Carolina, 2014-15

Steals

Season: 1 vs. Colgate, vs. Holy Cross, 2016-17

Career: 3 at Wake Forest 2015-16, vs. Dayton (NCAA); at North Carolina, 2014-15

Blocks

Season: 2 vs. Monmouth, 2016-17

Career: 3 vs. Wisconsin, at Pittsburgh, 2015-16; vs. Boston College, 2014-15

Minutes

Season: 26 vs. Holy Cross, 2016-17

Career: 44 vs. Wake Forest, 2014-15

Roberson's Career Statistics

Year	TOTAL					3-PTS			REBOUNDS														
	G	GS	FG	FGA	Pct	3FG	3FGA	Pct	FT	FTA	Pct	O	D	Tot	Avg	PF	FO	A	TO	Blk	Stl	Pts	Avg
2013-14	20	1	14	47	.298	0	5	.000	15	22	.682	14	24	38	1.9	17	1	5	7	4	4	43	2.2
2014-15	28	19	93	209	.445	0	3	.000	45	70	.643	79	124	203	7.3	58	1	45	32	18	25	231	8.3
2015-16	37	37	133	253	.526	0	1	.000	60	104	.577	150	163	313	8.5	84	3	50	57	24	28	326	8.8
2016-17	5	5	20	36	.556	0	0	.000	10	11	.909	11	21	32	6.4	11	0	4	6	3	2	50	10.0
Totals	90	62	260	545	.477	0	9	.000	130	207	.628	254	332	586	6.5	170	5	104	102	49	59	650	7.2



- The freshman led the team in rebounds with seven in the season opener vs. Colgate.
- He was one of two players in double digits vs. Monmouth, tallying 12 points in 13 minutes of play off the bench.
- Thompson has scored in double-digits in 3-of-5 outings this season.
- Thompson was the MVP of the 2016 Jordan Brand Regional Classic last spring.

2016-17 Thompson Game-by-Game

Opponent	MP	FG	3PT	FT	REB	F	A	T	B	S	TP
COLGATE	18	1-4	0-0	1-2	7	2	1	1	0	0	3
vs. HOLY CROSS	18	5-7	0-0	0-0	2	1	0	0	0	0	10
vs. MONMOUTH	13	5-6	0-0	2-3	2	0	0	1	0	2	12
vs. S. CAROLINA ST.	24	6-7	0-0	2-2	4	2	1	1	4	0	12
vs. South Carolina	13	1-6	0-1	2-2	2	4	0	2	0	0	4
at Wisconsin											
NORTH FLORIDA											
vs. Connecticut											
BOSTON UNIVERSITY											
GEORGETOWN											
EASTERN MICHIGAN											
ST. JOHN'S											
CORNELL											
at Boston College											
MIAMI											
PITTSBURGH											
at Virginia Tech											
BOSTON COLLEGE											
at North Carolina											
at Notre Dame											
WAKE FOREST											
FLORIDA STATE											
at North Carolina St.											
VIRGINIA											
at Clemson											
at Pittsburgh											
LOUISVILLE											
at Georgia Tech											
DUKE											
at Louisville											
GEORGIA TECH											

*indicates start

Thompson Season and Career Highs

Points

Season and Career: 12 vs. Monmouth, vs. S. Carolina St., 2016-17

FG Made

Season and Career: 5 vs. Holy Cross, vs. Monmouth, vs. S. Carolina St., 2016-17

FG Attempted

Season and Career: 7 vs. Holy Cross, vs. S. Carolina St., 2016-17

3-Point FGM

Season and Career:

3-Point FGA

Season and Career:

FT Made

Season and Career: 2 vs. Monmouth, vs. S. Carolina St., vs. South Carolina, 2016-17

FT Attempted

Season and Career: 3 vs. Monmouth, 2016-17

Rebounds

Season and Career: 7 vs. Colgate, 2016-17

Off. Rebounds

Season and Career: 2 vs. Colgate, vs. Holy Cross, 2016-17

Def. Rebounds

Season and Career: 5 vs. Colgate, 2016-17

Assists

Season and Career: 1 vs. Colgate, vs. S. Carolina St., 2016-17

Steals

Season and Career: 2 vs. Monmouth, 2016-17

Blocks

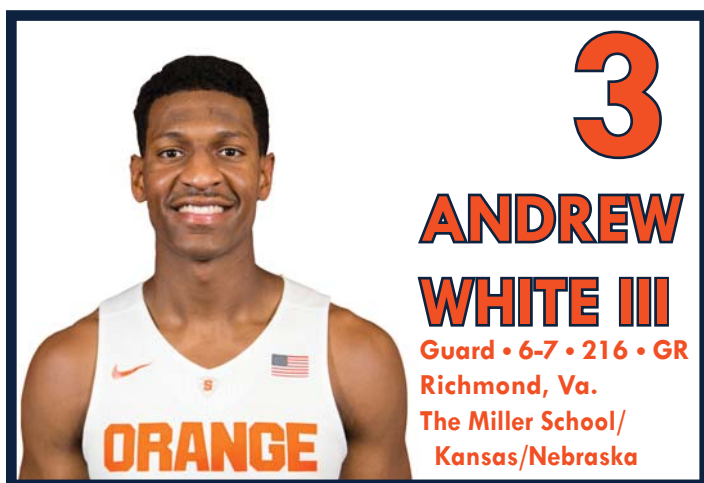
Season and Career: 4 vs. S. Carolina St., 2016-17

Minutes

Season and Career: 24 vs. S. Carolina St., 2016-17

Thompson's Career Statistics

Year	G	GS	TOTAL			3-PTS			REBOUNDS														
			FG	FGA	Pct	3FG	3FGA	Pct	FT	FTA	Pct	O	D	Tot	Avg	PF	FO	A	TO	Blk	Stl	Pts	Avg
2016-17	5	0	17	30	.567	0	1	.000	7	9	.778	6	11	17	3.4	9	0	2	5	4	2	41	8.2



- Led the Orange with 24 points in Syracuse's exhibition victory over Le Moyne. He converted 6-of-10 three-point baskets and 8-of-12 field goals while tallying 19 points in the first half alone.
- White III leads the team in scoring, averaging 15.8 points per outing.
- The graduate transfer has scored in double-digits in each of the five games so far this season.
- White leads the Orange in 3-point baskets (14).

2016-17 White Game-by-Game

Opponent	MP	FG	3PT	FT	REB	F	A	T	B	S	TP
COLGATE*	29	7-12	2-7	1-2	5	1	1	1	0	1	17
vs. HOLY CROSS*	25	5-12	5-10	4-4	3	0	3	0	0	1	19
vs. MONMOUTH*	36	6-15	3-9	3-4	6	1	4	3	0	2	18
vs. S. CAROLINA ST.*	21	5-10	3-7	2-4	3	2	2	1	1	0	15
vs. South Carolina*	34	3-9	1-5	3-4	3	2	0	1	0	1	10
at Wisconsin											
NORTH FLORIDA											
vs. Connecticut											
BOSTON UNIVERSITY											
GEORGETOWN											
EASTERN MICHIGAN											
ST. JOHN'S											
CORNELL											
at Boston College											
MIAMI											
PITTSBURGH											
at Virginia Tech											
BOSTON COLLEGE											
at North Carolina											
at Notre Dame											
WAKE FOREST											
FLORIDA STATE											
at North Carolina St.											
VIRGINIA											
at Clemson											
at Pittsburgh											
LOUISVILLE											
at Georgia Tech											
DUKE											
at Louisville											
GEORGIA TECH											

*indicates start

White Career Highs

Points

Season: 19 vs. Holy Cross, 2016-17

Career: 35 vs. Penn State, 2015-16

FG Made

Season: 7 vs. Colgate, 2016-17

Career: 11 at Creighton, at Rutgers, vs. Penn State, 2015-16

FG Attempted

Season: 15 vs. Monmouth, 2016-17

Career: 21 at Creighton, 2015-16

3-Point FGM

Season: 5 vs. Holy Cross, 2016-17

Career: 6 vs. Penn State, 2015-16

3-Point FGA

Season: 10 vs. Holy Cross, 2016-17

Career: 12 vs. Abilene Christian, 2015-16

FT Made

Season: 4 vs. Holy Cross, 2016-17

Career: 14 vs. Miami, 2015-16

FT Attempted

Season: 4 vs. Holy Cross, vs. Monmouth, vs. S.

Carolina St., vs. South Carolina, 2016-17

Career: 16 vs. Miami, 2015-16

Rebounds

Season: 6 vs. Monmouth, 2016-17

Career: 13 at Illinois, 2015-16

Off. Rebounds

Season: 1 vs. Colgate, vs. Monmouth, 2016-17

Career: 4 vs. Abilene Christian, 2015-16

Def. Rebounds

Season: 5 vs. Monmouth, 2016-17

Career: 11 at Illinois, 2015-16

Assists

Season: 4 vs. Monmouth, 2016-17

Career: 5 at Michigan State, vs. Rutgers, 2015-16

Steals

Season: 2 vs. Monmouth, 2016-17

Career: 4 vs. Abilene Christian, 2015-16

Blocks

Season: 1 vs. S. Carolina St., 2016-17

Career: 2 vs. Miss. Valley State, Cincinnati, 2015-16; vs. Iona, 2013-14; vs. Richmond, 2012-13

Minutes

Season: 36 vs. Monmouth, 2016-17

Career: 39 vs. Miami, 2015-16

White's Career Statistics

2012-14 Kansas; 2015-16 Nebraska; 2016-17 Syracuse

Year	G	GS	TOTAL			3-PTS			REBOUNDS														
			FG	FGA	Pct	3FG	3FGA	Pct	FT	FTA	Pct	O	D	Tot	Avg	PF	FO	A	TO	Blk	Stl	Pts	Avg
2012-13	25	0	18	54	.333	10	36	.278	10	16	.625	7	22	29	1.2	20	0	1	11	2	0	56	2.2
2013-14	19	0	15	34	.441	8	24	.320	6	12	.500	4	18	22	1.2	10	0	4	7	5	3	44	2.3
2014-15																							
2015-16	34	34	195	405	.481	87	211	.412	86	111	.775	40	159	199	5.9	89	3	20	54	11	39	563	16.6
2016-17	5	5	26	58	.448	14	38	.368	13	18	.722	2	18	20	4.0	8	0	10	6	1	5	79	15.8
Totals	83	39	254	551	.461	119	309	.385	115	157	.732	53	217	270	3.3	127	3	35	78	19	47	742	8.9

2016-17 Record Breakdown

Record	Overall	ACC	ACCT
SU overall	4-1		
SU at home	4-0		
SU on the road			
SU at neutral sites	0-1		
SU in overtime			
After a loss			
SU scores first	2-0		
Opponent scores first	2-1		
Halftime	Overall	ACC	ACCT
SU led at the half	4-0		
SU trailed at the half	0-1		
Tied at the half			
Rebounding	Overall	ACC	ACCT
SU outrebounded Opp.	4-0		
SU was outrebounded	0-1		
Rebounds were equal			
SU 36-or-more rebounds	4-0		
SU 35-or-less rebounds	0-1		
SU 21-or-more def. rebounds	4-1		
SU 20-or-less def. rebounds			
SU 11-or-more off. rebounds	4-0		
SU 10-or-less off. rebounds	0-1		
Field Goal Percentage	Overall	ACC	ACCT
SU shot 50-60% FG	3-0		
SU shot 40-50% FG	1-0		
SU shot 30-40% FG	0-1		
Opp. shot 50-60% FG			
Opp. shot 40-50% FG	1-0		
Opp. shot 30-40% FG	2-0		
Opp. shot 20-30% FG	2-0		
SU outshot Opp. FG%	4-0		
Opp. outshot SU FG%	0-1		
Free Throw Percentage	Overall	ACC	ACCT
SU outshot Opp. FT%	2-0		
Opp. outshot SU FT%	2-1		
FT% was equal			
SU shot more FT	2-1		
Opp. shot more FT	2-0		
Free throws shot were equal			
Scoring	Overall	ACC	ACCT
SU scored 100-109 pts.	1-0		
SU scored 90-99 pts.	1-0		
SU scored 80-89 pts.	1-0		
SU scored 70-79 pts.	1-0		
SU scored 60-69 pts.			
SU scored 50-59 pts.	0-1		
Opp. scored 80-89 pts.			
Opp. scored 70-79 pts.			
Opp. scored 60-69 pts.	0-1		
Opp. scored 50-59 pts.	3-0		
Opp. scored 40-49 pts.	1-0		
By Starting Lineup	Overall	ACC	ACCT
Howard, White, Coleman	4-1		
Lydon, Roberson			
By Uniform	Overall	ACC	ACCT
White	4-1		
Orange			
Games Decided By . . .	Overall	ACC	ACCT
0-5 points			
6-10 points			
11-15 points	0-1		
16 or more points	4-0		

Turnovers	Overall	ACC	ACCT
SU 10-or-less turnovers	2-0		
SU 11-20 turnovers	2-1		
SU 21-or-more turnovers			
Opp. 10-or-less turnovers	1-0		
Opp. 11-20 turnovers	3-1		
Opp. 21-or-more turnovers			
SU Players' Scoring	Overall	ACC	ACCT
Six in double digits	1-0		
Five in double digits	1-0		
Four in double digits	1-0		
Three in double digits	0-1		
Two in double digits	1-0		
One in double digits			
Two with 20-or-more points			
One with 20-or-more points			
One with 30-or-more points			
By Month	Overall	ACC	ACCT
November	4-1		
December			
January			
February			
March			
April			
By Day	Overall	ACC	ACCT
Monday			
Tuesday	2-0		
Wednesday			
Thursday			
Friday	2-0		
Saturday	0-1		
Sunday			
By Live Television	Overall	ACC	ACCT
CBS			
ESPN			
ESPN2			
ESPNU			
ESPN3	0-1		
RSN			
ACCN			
ACCN Extra	4-0		
Fox			
By Conference	Overall		
Big Ten (at Wisconsin)	0-1		
MAAC (Monmouth)	1-0		
MEAC (South Carolina State)	1-0		
Patriot League (Colgate, Holy Cross)	2-0		
SEC (vs. South Carolina)	0-1		

Team Highs and Lows

Syracuse Highs

Points	101	South Carolina State
Points — First Half	49	Colgate
	49	Holy Cross
Points — Second Half	55	South Carolina State
Field Goals Made	37	South Carolina State
Field Goal Attempts	68	South Carolina State
Field Goal %	.579 (33-57)	Colgate
3-Point FG Made	13	Holy Cross
	13	South Carolina State
3-Point FG Attempts	25	Holy Cross
3-Point FG %	.542 (13-24)	South Carolina State
Free Throws Made	16	vs. South Carolina
Free Throw Attempts	26	vs. South Carolina
Free Throw %	.846 (11-13)	Holy Cross
Offensive Rebounds	15	Holy Cross
	15	South Carolina State
Defensive Rebounds	39	South Carolina State
Rebounds	54	South Carolina State
Assists	25	South Carolina State
Steals	10	Colgate
	10	Monmouth
Blocked Shots	11	South Carolina State
Turnovers	17	vs. South Carolina
Fouls	20	Colgate

Opponent Highs

Points	64	vs. South Carolina
Points — 1st Half	37	vs. South Carolina
Points — 2nd Half	30	Colgate
Field Goals Made	23	vs. South Carolina
Field Goal Attempts	70	South Carolina State
Field Goal %	.451 (23-51)	Monmouth
3-Point FG Made	9	Holy Cross
3-Point FG Attempts	37	Colgate
3-Point FG %	.308 (4-13)	vs. South Carolina
Free Throws Made	16	South Carolina State
Free Throw Attempts	22	South Carolina State
Free Throw %	.737 (14-19)	vs. South Carolina
Offensive Rebounds	19	Colgate
Defensive Rebounds	27	vs. South Carolina
Rebounds	40	Colgate
Assists	17	Colgate
Steals	12	vs. South Carolina
Blocked Shots	3	Monmouth
	3	South Carolina State
Turnovers	15	Monmouth
	15	vs. South Carolina
Fouls	21	vs. South Carolina

Syracuse Lows

Points	50	vs. South Carolina
Points — First Half	26	vs. South Carolina
Points — Second Half	24	vs. South Carolina
Field Goals Made	14	vs. South Carolina
Field Goal Attempts	44	vs. South Carolina
Field Goal %	.318 (14-44)	vs. South Carolina
3-Point FG Made	6	vs. South Carolina
3-Point FG Attempts	15	vs. South Carolina
3-Point FG %	.348 (8-23)	Monmouth
Free Throws Made	8	Colgate
Free Throw Attempts	13	Holy Cross
Free Throw %	.421 (8-19)	Colgate
Offensive Rebounds	9	South Carolina
Defensive Rebounds	21	vs. South Carolina
Rebounds	30	vs. South Carolina
Assists	9	vs. South Carolina
Steals	5	South Carolina State
Blocked Shots	2	vs. South Carolina
Turnovers	9	Holy Cross
Fouls	11	Holy Cross

Opponent Lows

Points	46	Holy Cross
Points — 1st Half	23	Holy Cross
Points — 2nd Half	21	Monmouth
Field Goals Made	17	Holy Cross
Field Goal Attempts	51	vs. South Carolina
Field Goal %	.271 (19-70)	South Carolina State
3-Point FG Made	4	Monmouth
	4	vs. South Carolina
3-Point FG Attempts	13	South Carolina
3-Point FG %	.138 (4-29)	Monmouth
Free Throws Made	3	Holy Cross
Free Throw Attempts	8	Holy Cross
Free Throw %	.375 (3-8)	Colgate
Offensive Rebounds	10	vs. South Carolina
Defensive Rebounds	11	Holy Cross
Rebounds	27	Holy Cross
Assists	10	Holy Cross
Steals	4	Colgate
Blocked Shots	1	Colgate
	1	Holy Cross
	1	vs. South Carolina
Turnovers	10	South Carolina State
Fouls	18	South Carolina State

Syracuse Individual Highs

Games Played:

5 – Battle, Chukwu, Coleman, Gillon, Howard, Lydon, Roberson, Thompson, White III

Games Started:

5 – Coleman, Howard, Lydon, Roberson, White III

Points in a Half:

18 – White III, Monmouth

Game Points:

19 – White III, Holy Cross

Minutes Played:

36 – White III, Monmouth

Game FG Attempted:

15 – White, Monmouth

Game FG Made:

9 – Roberson, Colgate

Game FG Percentage (min. 5 made)

.833 (5-6) -- Thompson, Monmouth

Game FT Attempted:

6 – Chukwu, Colgate; Lydon vs. South Carolina

Game FT Made:

5 – Roberson, South Carolina State; Lydon vs. South Carolina

Game FT Percentage (min. 6 made):

1.000 (6-6) --

Game 3 pt. FG Attempted:

10 – White III, Holy Cross

Game 3 pt. FG Made:

5 – White III, Holy Cross

Game 3 pt. FG Percentage (min. 3 made)

1.000 (3-3) – Howard, Colgate

Game Rebounds:

12 – Roberson, South Carolina State

Game Assists:

11 – Howard, South Carolina State

Game Steals:

4 – Howard, Colgate

Blocked Shots:

4 – Lydon, Monmouth; Chukwu, South Carolina State; Thompson, South Carolina State

Turnovers

6 – Lydon vs. South Carolina

Game Fouls:

4 – Coleman, Colgate; Chukwu, South Carolina State; Chukwu, Thompson vs. South Carolina

Led SU in Scoring:

White III (3), Roberson (1), Lydon (1)

Double-Figure Scoring Games:

White III (5), Howard (3), Gillon (3), Lydon (3), Roberson (3), Thompson (3)

20-29-point Games:

30-39-point Games:

Scored First:

Roberson (2), Coleman (1), Lydon (1), White III (1)

Led SU in Rebounding:

Coleman (2¹ shared), Lydon (2¹ shared), Roberson (2¹ shared), Thompson (1)

Double-Figure Rebounding Games:

Lydon (1), Roberson (1)

Double-Doubles:

Howard (1), Lydon (1), Roberson (1)

Led SU in Assists:

Howard (4¹ shared), Gillon (2¹ shared)

Double-Figure Assist Games:

Howard (1)

Largest Lead:

50, (98-48), South Carolina State

Largest Margin of Victory:

44, (90-46), Monmouth

Largest Margin of Defeat:

14, (50-64) vs. South Carolina

Largest Deficit:

16, (64-48) vs. South Carolina

Deficit Overcome in a Win:

3, (3-0), Monmouth

3, (3-0), South Carolina State

Largest Lead in a Loss:

Largest Halftime Lead:

26 (49-23), Monmouth

Largest Halftime Deficit:

11 (26-37) vs. South Carolina

Game-by-Game Statistics

Opponent	Score	TOTAL		3-PTS		REBOUNDS								
		FG-FGA	Pct	3FG-FGA	Pct	FT-FTA	Pct	Off-Def	Tot	PF	A	TO	Blk	Stl
Syracuse	W, 83-55	34-62	.548	7-20	.350	8-19	.421	13-33	46	20	23	11	5	10
Colgate		18-64	.281	6-37	.162	13-21	.619	19-21	40	22	17	14	1	4
Syracuse	W, 90-46	33-57	.579	13-25	.520	11-13	.846	15-24	39	11	22	9	6	9
Holy Cross		17-55	.309	9-32	.281	3-8	.375	16-11	27	16	10	13	1	6
Syracuse	W, 71-50	25-59	.424	8-23	.348	13-18	.722	14-32	46	16	15	16	10	10
Monmouth		20-64	.313	4-29	.138	6-9	.667	14-22	36	20	12	15	3	6
Syracuse	W, 101-59	37-68	.544	13-24	.542	14-21	.667	15-39	54	16	25	10	11	5
South Carolina State		19-70	.271	5-27	.185	16-22	.727	14-18	32	18	12	10	3	8
Syracuse	L, 50-64	14-44	.318	6-15	.400	16-26	.615	9-21	30	19	9	17	2	6
vs. South Carolina		23-51	.451	4-13	.308	14-19	.737	10-27	37	21	13	15	1	12
Syracuse at Wisconsin														
Syracuse North Florida														
Syracuse vs. Connecticut														
Syracuse Boston University														
Syracuse Georgetown														
Syracuse Eastern Michigan														
Syracuse St. John's														
Syracuse Cornell														
Syracuse at Boston College														
Syracuse Miami														
Syracuse Pittsburgh														
Syracuse at Virginia Tech														
Syracuse Boston College														
Syracuse at North Carolina														
Syracuse at Notre Dame														
Syracuse Wake Forest														
Syracuse Florida State														
Syracuse at NC State														
Syracuse Virginia														
Syracuse at Clemson														
Syracuse at Pittsburgh														
Syracuse Louisville														
Syracuse at Georgia Tech														
Syracuse Duke														
Syracuse at Louisville														
Syracuse Georgia Tech														
SYRACUSE TOTALS		143-290	.493	47-107	.439	62-97	.639	66-149	215	82-0	94	63	34	40
OPPONENT TOTALS		97-304	.319	28-138	.203	52-79	.658	73-99	172	97-3	64	67	9	36

The Last Time That

Syracuse Individual

Scored 40 or more points:	Gerry McNamara, 43 vs. BYU (NCAA), 3/18/04
Scored 30 or more points:	Michael Gbinije, 34, NC State, 2/27/16
Scored 30 or more points (overtime):	Rakeem Christmas, 35, Wake Forest, 1/3/15
Made 15 FGs:	Lawrence Moten, 15 at Villanova, 2/14/95
Made 9 3PT FGs:	Trevor Cooney, 9, Notre Dame, 1/30/12
Made 8 3PT FGs:	Michael Gbinije, 8, NC State, 2/27/16
Made 7 3PT FGs:	Trevor Cooney, 7, Florida State, 1/11/15
Made 17+ FTs:	Hakim Warrick, 18 vs. Rhode Island, 11/30/03
Made 15+ FTs:	Jonny Flynn, 16 vs. Conn. (BET), 3/12/09
Made 10+ FTs:	Rakeem Christmas, 10 at North Carolina, 1/26/15
Made 10+ FTs (overtime):	Jerami Grant, 10 vs. Duke, 2/1/14
Had 30+ rebounds:	Frank Reddout, 34 vs. Temple, 2/9/52
Had 25+ rebounds:	Dave Bing, 25 vs. Cornell, 2/8/66
Had 20+ rebounds:	Tyler Roberson, 20 at Duke, 1/18/16
Had 15+ rebounds:	Tyler Roberson, 18, Dayton (NCAA), 3/18/16
Had 15+ rebounds (overtime)	Tyler Roberson, 15, Virginia Tech, 2/2/16 (OT)
Had 15+ assists:	Michael Carter-Williams, 16, Monmouth, 12/8/12
Had 10+ assists:	Frank Howard, 11, S. Carolina State, 11/22/16
Had 10+ assists (overtime)	Kaleb Joseph, 12/20/14 at Villanova
Had 8+ blocks:	Fab Melo, 10 vs. Seton Hall, 12/28/11
Had 5+ blocks:	Tyler Lydon, 5 vs. Virginia (NCAA), 3/27/16
Had 5+ blocks (overtime):	Rakeem Christmas, 6, Duke, 2/1/14
Had 10 steals:	Todd Borgan vs. Colgate, 12/30/97
Had 8+ steals:	DeShaun Williams, 9 vs. Boston College, 3/3/02
Had 5+ steals:	Trevor Cooney (6), St. Bona, 11/17/15
Had 5+ steals:	Michael Gbinije (5), Wisconsin, 12/2/15
Played 60+ minutes:	Jonny Flynn (67), Eric Devendorf, (61) vs. Connecticut (BET), 3/12/09
Played 50+ minutes:	Paul Harris (56), Andy Rautins (50) vs. Connecticut (BET), 3/12/09
Played 40+ minutes:	Trevor Cooney (45), Va. Tech, 2/2/16
Played 40 minutes (40 minute game):	Michael Gbinije vs Pittsburgh (ACCT), 3/9/16
Three players had a double-double	Tyler Lydon (14-10 reb.), Tyler Roberson (13-12 reb.), Frank Howard (10-11 assists) S. Carolina St., 11/22/16
Three players had a double-double (pts-rebs):	Donte Greene (19-13), Arinze Onuaku (17-14), Kristof Ongenaet (10-11 at Seton Hall, 3/5/08
Two players had a double-double	Rakeem Christmas (15 pts-12 rebs.), Tyler Roberson (16 pts.-12 rebs.) at NC State, 3/7/15
Two players had a double-double (pts-rebs)	Tyler Lydon (14-10, Tyler Roberson (13-12), S. Carolina State, 11/22/16
Had a double-double (pts-rebs):	Tyler Lydon (14-10), Tyler Roberson (13-12), S. Carolina State, 11/22/16
Had a double-double OT (pts-rebs):	Michael Gbinije (17-11), Wake Forest, 1/13/15
Had a double-double (pts-assists):	Frank Howard (10-11), S. Carolina State, 11/26/16
Had a double-double OT (pts-assists):	Kaleb Joseph (10-10) at Villanova, 12/20/14
Had a double-double (pts-blocks):	Fab Melo, (12-10) vs. Seton Hall, 12/28/11
Had a triple-double:	Allen Griffin, (14-11-10) vs. Pittsburgh, 2/27/01

Syracuse Team

Won in overtime:	68-60, Virginia Tech, 2/2/16
Lost in overtime:	74-73, Clemson, 1/5/16
Played two overtimes:	127-117 vs. Connecticut (BET), 3/12/09
Played three overtimes:	127-117 vs. Connecticut (BET), 3/12/09
Played six overtimes:	127-117 vs. Connecticut (BET), 3/12/09
Scored 100 points:	101, South Carolina State, 11/22/16
Scored 90 points:	91, Duke (OT), 2/1/14
Scored less than 40 points:	39 at Georgetown, 3/9/13
Scored 53+ in a half:	54, Binghamton (1st), 12/7/13
Gave up 100 points:	117, vs. Connecticut (BET), 3/12/09
Gave up less than 50 points:	46, Holy Cross, 11/15/16
Gave up less than 40 points:	37, Loyola, 11/25/14
Shot over 60% FG:	.620 (31-50), Florida State, 2/11/16
Shot under 32% FG:	.318 (14-44) vs. S. Carolina, 11/26/16
Held opponent under 32% FG:	.271 (19-70), S. Carolina State, 2/11/16
Made 45+ FG:	47 vs. E. Tennessee State, 12/15/07
Made 15+ 3PT:	15, Colgate, 12/8/15
Made 12+ 3PT:	13, Holy Cross, 11/15/16
Did not make a 3PT:	Holy Cross, 11/28/14
Attempted 50 FT:	51 vs. Connecticut (BET), 3/12/09
Attempted 40 FT:	41 vs. California (NCAA), 3/23/13
Made 40 FT:	40 vs. Connecticut (BET), 3/12/09
Made 35 FT:	40 vs. Connecticut (BET), 3/12/09
Had 60+ rebounds:	63, Monmouth, 12/8/12
Had 50+ rebounds:	54, S. Carolina State, 11/22/16
Had 30+ assists:	30, Monmouth, 12/8/12
Committed less than 10 turnovers:	9, vs. Holy Cross, 11/15/16
Committed 25+ turnovers:	26 vs. E. Tennessee State, 12/15/07
Forced 30-or-more turnovers:	32, Albany, 11/9/09
Had 20+ steals:	21, Albany, 11/9/09
Had 15+ blocked shots:	15, Seton Hall, 12/28/11
One player had 30 points:	34, Michael Gbinije, NC State, 2/27/16
Four players had 20 points:	vs. Connecticut (BET), 3/12/09: Jonny Flynn (34), Paul Harris (29), Eric Devendorf (22), Andy Rautins (20)
Three players had 20 points:	vs. Connecticut (BET), 3/12/09: Jonny Flynn (34), Paul Harris (29), Eric Devendorf (22), Andy Rautins (20)
Two players had 20 points:	at Virginia, 1/24/16: Michael Gbinije (24), Malachi Richardson (23)
Six players had 10+ points	S. Carolina State, 11/22/16: Andrew White III (15), John Gillon (14), Tyler Lydon (14), Tyler Roberson (13), Taurean Thompson (12), Frank Howard (10)
Five players had 10+ points:	Dayton (NCAA), 3/19/16: Malachi Richardson (21), Tyler Lydon (14), Trevor Cooney (13), Michael Gbinije (10), Tyler Roberson (10)
Five players had 10+ points OT:	at Villanova, 12/20/14: Rakeem Christmas (18), Michael Gbinije (18), Trevor Cooney (17), Tyler Roberson (11), Kaleb Joseph (10)
Three players had 10+ rebounds:	Monmouth, 12/8/12: DaJuan Coleman (14), C.J. Fair (10), Baye Moussa Keita (10)
Two players had 10+ rebounds:	S. Carolina State, 11/22/16: Tyler Roberson (12), Tyler Lydon (10)
Two players had 10+ reb. OT:	Boston College, 2/19/14: Rakeem Christmas (11), C.J. Fair (11)



2016-17 Syracuse University (4-1)
Syracuse Combined Team Statistics (as of Nov 26, 2016)
All games



Overall record: 4-1 Conf: 0-0 Home: 4-0 Away: 0-0 Neutral: 0-1

#	Player	gp-gs	min	avg	Total		3-Point		F-Throw		Rebounds				pf	dq	a	to	blk	stl	pts	avg
					fg-fga	fg%	3fg-fga	3fg%	ft-fa	ft%	off	def	tot	avg								
03	Andrew White III	5-5	145	29.0	26-58	.448	14-38	.368	13-18	.722	2	18	20	4.0	8	0	10	6	1	5	79	15.8
20	Tyler Lydon	5-5	142	28.4	18-40	.450	9-18	.500	12-16	.750	10	26	36	7.2	8	0	8	10	7	5	57	11.4
04	John Gillon	5-0	108	21.6	19-36	.528	7-15	.467	5-7	.714	3	4	7	1.4	3	0	23	9	0	7	50	10.0
21	Tyler Roberson	5-5	115	23.0	20-36	.556	0-0	.000	10-11	.909	11	21	32	6.4	11	0	4	6	3	2	50	10.0
01	Frank Howard	5-5	111	22.2	17-29	.586	8-14	.571	4-12	.333	1	11	12	2.4	10	0	32	8	2	9	46	9.2
12	Taurean Thompson	5-0	86	17.2	17-30	.567	0-1	.000	7-9	.778	6	11	17	3.4	9	0	2	5	4	2	41	8.2
25	Tyus Battle	5-0	96	19.2	9-24	.375	7-15	.467	4-5	.800	1	6	7	1.4	5	0	8	0	3	5	29	5.8
32	DaJuan Coleman	5-5	69	13.8	9-18	.500	0-0	.000	7-12	.583	11	17	28	5.6	12	0	2	5	1	2	25	5.0
13	Paschal Chukwu	5-0	91	18.2	4-7	.571	0-0	.000	0-7	.000	10	15	25	5.0	13	0	2	8	11	3	8	1.6
35	Ray Featherston	2-0	3	1.5	1-1	1.000	1-1	1.000	0-0	.000	0	0	0	0.0	0	0	0	0	0	0	3	1.5
11	Adrian Autry	4-0	5	1.3	2-3	.667	1-2	.500	0-0	.000	0	0	0	0.0	0	0	0	0	0	0	5	1.3
34	D. Akintobi-Adeyeye	4-0	7	1.8	1-4	.250	0-0	.000	0-0	.000	0	1	1	0.3	3	0	0	1	2	0	2	0.5
14	Evan Dourdas	3-0	3	1.0	0-0	.000	0-0	.000	0-0	.000	0	0	0	0.0	0	0	0	1	0	0	0	0.0
33	Jonathan Radner	3-0	4	1.3	0-2	.000	0-1	.000	0-0	.000	0	2	2	0.7	0	0	1	1	0	0	0	0.0
54	Ky Feldman	4-0	6	1.5	0-1	.000	0-1	.000	0-0	.000	0	0	0	0.0	0	0	0	0	0	0	0	0.0
05	Mike Sutton	1-0	3	3.0	0-0	.000	0-0	.000	0-0	.000	0	1	1	1.0	0	0	1	0	0	0	0	0.0
24	Shaun Belbey	4-0	6	1.5	0-1	.000	0-1	.000	0-0	.000	0	0	0	0.0	0	0	1	0	0	0	0	0.0
Team											11	16	27					3				
Total.....		5	1000		143-290	.493	47-107	.439	62-97	.639	66	149	215	43.0	82	0	94	63	34	40	395	79.0
Opponents.....		5	1000		97-304	.319	28-138	.203	52-79	.658	73	99	172	34.4	97	3	64	67	9	36	274	54.8

TEAM STATISTICS	SU	OPP	Date	Opponent	Score	Att.
SCORING	395	274	11/11/16	COLGATE	w 83-55	23844
Points per game	79.0	54.8	! 11/15/16	HOLY CROSS	w 90-46	21405
Scoring margin	+24.2	-	! 11/18/16	MONMOUTH	w 71-50	22636
FIELD GOALS-ATT	143-290	97-304	! 11/22/16	SOUTH CAROLINA STATE	w 101-59	17073
Field goal pct	.493	.319	! 11/26/16	vs South Carolina	L 50-64	8733
3 POINT FG-ATT	47-107	28-138				
3-point FG pct	.439	.203				
3-pt FG made per game	9.4	5.6				
FREE THROWS-ATT	62-97	52-79				
Free throw pct	.639	.658				
F-Throws made per game	12.4	10.4				
REBOUNDS	215	172				
Rebounds per game	43.0	34.4				
Rebounding margin	+8.6	-				
ASSISTS	94	64				
Assists per game	18.8	12.8				
TURNOVERS	63	67				
Turnovers per game	12.6	13.4				
Turnover margin	+0.8	-				
Assist/turnover ratio	1.5	1.0				
STEALS	40	36				
Steals per game	8.0	7.2				
BLOCKS	34	9				
Blocks per game	6.8	1.8				
ATTENDANCE	84958	8733				
Home games-Avg/Game	4-21240	0-0				
Neutral site-Avg/Game	-	1-8733				

* = ACC game

! = Brooklyn Holiday Hoops Invitational

Score by Periods	1st	2nd	Totals
Syracuse	207	188	395
Opponents	145	129	274

GAME 1

#19/17 Syracuse 83
Colgate 55

Nov. 11 | Carrier Dome | Syracuse, N.Y.

The 2016-17 season commenced with back-to-back Tyler Roberson dunks, a telling sign for the night. The senior led Syracuse to an 83-55 win against Colgate with 18 points in the season opener at the Carrier Dome.

The Orange defeated their most familiar foe for the 51st straight time, the longest active series streak in the Division I ranks. It was the 169th meeting between the two clubs.

"I thought, overall, we made some defensive mistakes early and they knocked down shots. We did a little better job tightening up defensively." - Jim Boeheim

The Raiders and the Orange traded basket for basket to begin the game. At the 11:30 mark, with Syracuse leading 18-15, the Orange used a 12-0 run to expand their lead to 30-15 in a span of 3:44. The run was fueled by Roberson with six points. At the end of the half, 'Cuse led 49-25. The Raiders were unable to get any closer in the second half with the Orange outscoring them 34-30.

It was a balanced effort offensively for Syracuse with 10 players scoring in the game four finishing the game in double figures. Andrew White posted 17 points, the second most on the team, in his first official game with the Orange. John Gillon added 13 points and six assists in his Syracuse debut.

Sophomore point guard Frank Howard had a career night with 11 points and eight assists, both personal-best efforts. Howard also registered four rebounds and four steals.

Syracuse outscored Colgate in the paint, 48-20, and had a 23-0 advantage in fast-break points. With the win, Syracuse improved to 37-4 in season openers under head coach Jim Boeheim.

Visitor: Colgate (0-1)

PLAYER	FG-FGA	3G-3GA	FT-FTA	R	PF	TP	A	TO	B	S	MP
Rivard	1-4	0-0	5-6	2	4	7	4	0	0	1	21
Swooshire	2-12	1-9	0-0	3	0	5	1	2	0	1	25
Roberson	2-7	2-6	2-2	6	1	8	1	3	0	0	26
O'Brien	3-7	3-7	0-0	1	5	9	2	2	0	2	30
Regisford	3-8	0-0	4-9	6	1	10	1	3	0	0	26
Harries	1-2	0-1	0-0	0	2	2	1	0	0	0	10
Favorite	0-0	0-0	0-0	0	0	0	0	0	0	0	1
Lindgren	0-0	0-0	0-0	0	0	0	1	0	0	0	1
Rayman	2-12	0-7	2-4	3	6	4	3	1	0	0	21
Batt	2-2	0-0	0-0	7	4	4	0	0	0	0	13
Bargmann	0-0	0-0	0-0	1	0	0	0	0	0	0	6
Diew	0-1	0-1	0-0	0	0	0	0	0	0	0	0+
Krmpotich	2-3	0-0	0-0	1	0	4	0	0	0	0	3
Amiel	0-6	0-6	0-0	0	2	0	2	1	0	0	17
TEAM				9							
Totals	18-64	6-37	13-21	40	22	55	17	14	1	4	200
Total FG%	1st Half: 8-31	25.8%	2nd Half: 10-33	30.3%							Game: 28.1%
3-Pt. FG%	1st Half: 5-23	21.7%	2nd Half: 1-14	7.1%							Game: 16.2%
F Throw%	1st Half: 4-8	50.0%	2nd Half: 9-13	69.2%							Game: 61.9%
Deadball Rebounds:	2										

Home: Syracuse (1-0)

PLAYER	FG-FGA	3G-3GA	FT-FTA	R	PF	TP	A	TO	B	S	MP
Lydon	1-6	0-3	0-0	6	2	2	3	0	3	1	26
Roberson	9-13	0-0	0-0	4	3	18	1	2	0	1	24
Coleman	3-4	0-0	0-0	6	4	6	1	1	1	1	15
Howard	4-4	3-3	0-2	4	2	11	9	3	0	4	22
White	7-12	2-7	1-2	5	3	17	1	1	0	1	29
Gillon	5-8	1-2	2-3	2	1	13	6	0	0	1	21
Autry	1-1	1-1	0-0	0	0	3	0	0	0	0	1
Thompson	1-4	0-0	1-2	7	2	3	1	1	0	0	18
Chukwu	2-2	0-0	0-6	5	1	4	0	1	1	1	17
Dourdas	0-0	0-0	0-0	0	0	0	0	0	0	0	1
Belbey	0-1	0-1	0-0	0	0	0	1	0	0	0	1
Battle	1-7	0-3	4-4	1	2	6	0	0	0	0	23
Akintobi-Adeyeye	0-0	0-0	0-0	0	0	0	0	0	0	0	1
Feldman	0-0	0-0	0-0	0	0	0	0	0	0	0	1
TEAM				6							
TOTALS	34-62	7-20	8-19	46	20	83	23	11	5	10	200
Total FG%	1st Half: 21-37	56.8%	2nd Half: 13-25	52.0%							Game: 54.8%
3-Pt. FG%	1st Half: 4-10	40.0%	2nd Half: 3-10	30.0%							Game: 35.0%
F Throw%	1st Half: 3-4	75.0%	2nd Half: 5-15	33.3%							Game: 42.1%
Deadball Rebounds:	5										

Officials: Brian Dorsey, Tim Ebersole, Patrick Harwood
Technical fouls: Syracuse-none, Colgate-none.
Attendance: 23,844

Score by Periods	1st	2nd	Total
Colgate	25	30	55
Syracuse	49	34	83

GAME 2

#18/18 Syracuse 90
Holy Cross 46

Nov. 15 | Carrier Dome | Syracuse, N.Y.

A 49-point first-half set the table for victory for the Orange, as Syracuse (2-0) defeated Holy Cross (0-2), 90-46, in the opening game of the Brooklyn Hoops Holiday Invitational.

Andrew White III led the Orange with 19 points, while Tyler Lydon followed closely with 17. Three other Orange players scored in double-digits, as John Gillon tallied 15, Tyler Roberson had 12, and Taurean Thompson added 10.

"I thought the biggest difference early is that we missed shots but we got the offensive glass and then made three or four offensive rebound baskets and we didn't have to rely on just making shots." - Jim Boeheim

White III led the charge for Syracuse in the first half, tallying 16 points. The graduate transfer hit back-to-back 3-pointers and freshman Tyus Battle added a 3-ball in the middle of the first to begin a 14-0 run that put the Orange ahead of Holy Cross, 36-14. The Crusaders shaved the margin to 18 but Syracuse closed out the half with a 10-2 stretch that put the hosts ahead at the intermission, 49-23.

The trio of White III, Lydon and Gillon combined for 14 points to start the second half, increasing the lead to 63-29 with 12:20 left in the contest.

Gillon nearly tallied his first double-double in the Orange uniform, as the graduate transfer added a game-leading nine assists to his 15-point performance.

Lydon, Roberson and DaJuan Coleman grabbed six rebounds apiece for Syracuse. Paschal Chukwu had five rebounds and three blocks off the bench.

The last time that Syracuse tallied 90 points in a game was Feb. 1, 2014 when the Orange defeated rival Duke, 91-89, in front of an NCAA record 35,446 fans at the Carrier Dome.

Visitor: Holy Cross (0-2)

PLAYER	FG-FGA	3G-3GA	FT-FTA	R	PF	TP	A	TO	B	S	MP
Floyd	2-2	0-0	1-2	1	4	5	2	2	1	0	19
Alexander	3-11	2-8	0-0	7	2	8	1	4	0	1	37
Champion	3-15	2-9	0-3	4	2	8	2	2	0	1	34
Thompson	4-10	4-9	0-0	2	5	12	1	0	0	0	30
Benzan	2-5	1-2	0-0	1	1	5	0	1	0	1	22
Charles	1-1	0-0	1-1	2	2	3	3	3	0	1	19
Kennedy	0-1	0-0	0-0	2	0	0	0	0	0	1	1
Rielly	0-1	0-0	0-0	1	0	0	0	0	0	0	1
Le Sann	2-3	0-1	0-0	1	0	4	0	0	0	0	8
Cohen	0-1	0-0	0-0	1	0	0	0	0	0	0	2
Zignorski	0-2	0-2	0-0	0	0	0	1	0	0	1	13
Stevens	0-0	0-0	0-0	0	0	0	0	0	0	0	1
Husek	0-3	0-1	1-2	1	0	1	0	0	0	0	13
TEAM				4							
Totals	17-55	9-32	3-8	27	16	46	10	13	1	6	200
Total FG%	1st Half: 8-21	38.1%	2nd Half: 9-34	26.5%							Game: 30.9%
3-Pt. FG%	1st Half: 5-12	41.7%	2nd Half: 4-20	20.0%							Game: 28.1%
F Throw%	1st Half: 2-7	28.6%	2nd Half: 1-1	100.0%							Game: 37.5%
Deadball Rebounds:	3										

Home: Syracuse (2-0)

PLAYER	FG-FGA	3G-3GA	FT-FTA	R	PF	TP	A	TO	B	S	MP
Lydon	6-7	2-3	3-4	6	2	17	1	2	0	0	24
Roberson	5-7	0-0	2-2	6	2	12	1	0	0	1	26
Coleman	0-1	0-0	1-2	6	1	1	0	1	0	1	12
Howard	3-5	1-2	0-0	1	1	7	3	1	1	1	20
White	5-12	5-10	4-4	43	0	19	3	0	1	0	25
Gillon	6-8	2-3	1-1	1	1	15	9	1	0	2	18
Autry	0-1	0-1	0-0	0	0	0	0	0	0	0	2
Thompson	5-7	0-0	0-0	2	1	10	0	0	0	0	18
Chukwu	0-0	0-0	0-0	5	3	0	1	2	3	1	22
Dourdas	0-0	0-0	0-0	0	0	0	0	1	0	0	1
Belbey	0-0	0-0	0-0	0	0	0	0	0	0	0	2
Battle	3-7	3-5	0-0	2	0	9	4	0	1	3	24
Radner	0-0	0-0	0-0	0	0	0	0	1	0	0	1
Akintobi-Adeyeye	0-1	0-0	0-0	1	0	0	0	0	1	0	2
Featherston	0-0	0-0	0-0	0	0	0	0	0	0	0	1
Feldman	0-1	0-1	0-0	0	0	0	0	0	0	0	2
TEAM				6							
TOTALS	33-57	13-25	11-33	39	11	90	22	9	6	9	200
Total FG%	1st Half: 17-28	60.7%	2nd Half: 16-29	55.2%							Game: 57.9%
3-Pt. FG%	1st Half: 7-13	53.8%	2nd Half: 6-12	50.0%							Game: 52.0%
F Throw%	1st Half: 8-8	100.0%	2nd Half: 3-5	60.0%							Game: 84.6%
Deadball Rebounds:	0										

Officials: Tim Clougherty, Alfred Smith, Tony Chiazza
Technical fouls: Syracuse-none, Holy Cross-none.
Attendance: 21,405

Score by Periods	1st	2nd	Total
Holy Cross	23	23	46
Syracuse	49	41	90

GAME 3

#18/18 Syracuse 71
Monmouth 50

Nov. 18 | Carrier Dome | Syracuse, N.Y.

Graduate guard Andrew White III scored all of his game-high 18 points in the first half and Syracuse (3-0) remained unbeaten by defeating Monmouth (1-2), 71-50, in the Brooklyn Hoops Holiday Invitational at the Carrier Dome.

"The second half our defense was really good. They got some looks that they missed, but our defense was pretty good. We were pushing them off spots and making them take tough shots. I thought the start to the second half we were really efficient. We got on the boards." - Jim Boeheim

White hit 6-of-10 from the field, including a trio of 3-pointers, in the first 20 minutes of play to help the Orange build a 37-29 advantage by the break. The game was knotted at 20 when White connected on consecutive 3-pointers to put Syracuse up for good. White tallied 12 of the last 17 SU points of the half.

Syracuse opened the second half with six straight points to extend its lead to 43-29. The Orange margin grew to as many as 25 points before the outing was settled.

In addition to White's work, freshman forward Taurean Thompson hit 5-of-6 shots and finished with 12 points. Freshman guard Tyus Battle drained three 3-pointers and had nine points, sophomore guard Frank Howard had eight points and six assists and graduate center Dajuan Coleman contributed seven points and a game-high eight boards. Sophomore forward Tyler Lydon ended up with six points, seven rebounds and four blocked shots.

The Syracuse defense limited Monmouth to 20-of-64 (.313) from the field, including a 4-of-29 (.138) effort from the 3-point line. For the third straight contest, the Orange held the opposition under 60 points.

Visitor: Monmouth (1-2)

PLAYER	FG-FGA	3G-3GA	FT-FTA	R	PF	TP	A	TO	B	S	MP
Bridy	2-6	0-1	0-0	3	3	4	2	1	1	1	24
James	1-4	0-2	2-2	6	3	4	3	2	0	0	28
Hornbreak	1-5	0-2	2-3	4	4	4	0	2	0	1	20
Robinson	4-16	1-10	2-2	1	11	4	4	0	0	0	38
Stewart	3-8	2-6	0-0	1	1	8	0	0	1	0	25
Sarr	1-1	0-0	0-0	2	2	0	0	0	0	0	1
Seaborn	3-13	1-5	0-2	1	2	7	2	2	1	3	26
Traore	2-3	0-0	0-0	3	4	0	0	0	0	0	8
Pillari	1-3	0-2	0-0	2	0	2	0	0	0	1	1
Tilghman	0-0	0-0	0-0	2	1	0	0	0	0	0	9
Pillari	0-1	0-1	0-0	0	1	0	1	1	0	0	5
Quinn	0-1	0-0	0-0	2	3	0	0	1	0	0	7
Ibiezugbe	2-3	0-0	0-0	4	1	4	0	1	0	0	8
TEAM				7							
Totals	20-64	4-29	6-9	36	20	50	12	15	3	6	200
Total FG%	1st Half: 12-26	46.2%	2nd Half: 8-38	21.1%							Game: 31.3%
3-Pt. FG%	1st Half: 3-11	27.3%	2nd Half: 1-18	5.6%							Game: 13.8%
F Throw%	1st Half: 2-2	100.0%	2nd Half: 4-7	57.1%							Game: 66.7%
Deadball Rebounds:	1										

Home: Syracuse (3-0)

GAME 4

#17/16 Syracuse 101
South Carolina St. 59

Nov. 22 | Carrier Dome | Syracuse, N.Y.

Six players scored in double digits to lead #18/16 Syracuse (4-0) past South Carolina State (1-3), 101-59, on Tuesday night as part of the Brooklyn Hoops Holiday Invitational.

"We've had four games and we'll have a couple of really good, hard days of practice in the next two or three days and then we'll get ready to play some very good teams." - Jim Boeheim

The Orange offense featured six players with double-figure point totals for the first time since a Dec. 8, 2012 win against Monmouth. The group included Andrew White III (15 points), John Gillon (14), Tyler Lydon (14), Tyler Roberson (13), Taurean Thompson (12) and Frank Howard (10).

Three Syracuse performers posted double-doubles: Tyler Lydon (14 points, 10 rebounds), Tyler Roberson (13 points, 12 rebounds) and Frank Howard (10 points, 11 assists). It marked the first time the Orange accomplished that feat since March 5, 2008.

The 100-point outburst was Syracuse's first since the 2012 encounter with Monmouth.

After falling behind by 3-0 in the opening minute, Syracuse came charging back with 15 unanswered points. Lydon and White III started the run with back-to-back 3-pointers and Howard had five points in the stretch. The Bulldogs managed to shave the margin back to six points on two occasions but the Orange embarked on another hot stretch, using a 13-2 spurt to push the lead to 31-14. DaJuan Coleman had the first five points of the run and Gillon added five points of his own. At the intermission, Syracuse led 46-31.

Syracuse came out even stronger in the second half. A 17-3 run featured two 3-pointers from Lydon and had SU ahead, 75-43 with 7:47 remaining. South Carolina State converted a 3-pointer but the Orange replied with a 23-2 blast that had the advantage up to 50 points, 98-48.

Visitor: South Carolina State (1-3)

PLAYER	FG-FGA	3G-3GA	FT-FTA	R	PF	TP	A	TO	B	S	MP
Eaves	f	2-12	0-4	4-4	3	1	8	3	0	0	25
Kinard	f	0-2	0-0	2-4	4	2	2	0	0	1	21
Stephens	g	1-9	1-7	2-2	3	1	5	2	0	0	24
Riley	g	1-5	0-1	1-2	1	5	3	0	0	0	13
Mortimer	g	3-7	1-3	0-2	2	1	7	2	1	0	22
Jones		0-0	0-0	4-4	2	0	4	1	0	0	3
Fields		5-10	0-0	1-2	6	3	11	0	3	0	25
Richardson		3-12	1-7	2-2	3	2	9	2	1	2	23
Powell		3-9	2-4	0-0	1	3	8	0	2	0	26
Williams		0-1	0-1	0-0	0	0	0	1	0	0	5
Bottenberg		0-1	0-1	0-0	0	0	0	1	0	0	5
Applewhite		0-2	0-0	0-0	0	0	0	0	0	0	10
TEAM				6			2				
Totals		19-70	5-27	16-22	32	18	59	12	10	3	200
Total FG%	1st Half: 10-36	27.8%	2nd Half: 9-34	26.5%	Game: 27.1%						
3-Pt. FG%	1st Half: 1-11	9.1%	2nd Half: 4-16	25.0%	Game: 18.5%						
F Throw%	1st Half: 10-12	83.3%	2nd Half: 6-10	60.0%	Game: 72.7%						
Deadball Rebounds:	4										

Home: Syracuse (4-0)

PLAYER	FG-FGA	3G-3GA	FT-FTA	R	PF	TP	A	TO	B	S	MP
Lydon	f	4-6	4-5	2-4	10	0	14	1	0	0	25
Roberson	f	4-9	0-0	5-5	12	1	13	2	1	0	19
Coleman	c	3-4	0-0	1-2	4	2	7	0	2	0	12
Howard	g	4-7	2-4	0-1	4	1	10	11	1	0	22
White	g	5-10	3-7	2-4	3	2	15	2	1	1	21
Gillon		5-12	2-4	2-2	1	0	14	4	1	0	30
Sutton		0-0	0-0	0-0	1	0	0	1	0	0	3
Autry		1-1	0-0	0-0	0	0	2	0	0	0	1
Thompson		5-7	0-0	2-2	4	2	12	1	1	4	24
Chukwu		2-3	0-0	0-1	7	4	4	1	3	4	25
Dourdas		0-0	0-0	0-0	0	0	0	0	0	0	1
Belbey		0-0	0-0	0-0	0	0	0	0	0	0	2
Battle		2-4	1-2	0-0	1	1	5	1	0	1	16
Akintobi-Adeyeye		1-2	0-0	0-0	0	3	2	0	0	0	3
Featherston		1-1	1-1	0-0	0	0	3	0	0	0	2
Feldman		0-0	0-0	0-0	0	0	0	0	0	0	2
TEAM				6							
TOTALS		37-68	13-24	14-21	54	16	101	25	10	11	200
Total FG%	1st Half: 15-31	48.4%	2nd Half: 22-37	59.5%	Game: 54.4%						
3-Pt. FG%	1st Half: 6-12	50.0%	2nd Half: 7-12	58.3%	Game: 54.2%						
F Throw%	1st Half: 10-15	66.7%	2nd Half: 4-6	66.7%	Game: 66.7%						
Deadball Rebounds:	5										

Officials: Pat Driscoll, Bill McCarthy, William Humes

Technical fouls: Syracuse-none, South Carolina State-none.

Attendance: 17,073

Score by Periods	1st	2nd	Total
South Carolina State	31	28	59
Syracuse	46	55	101

GAME 5

South Carolina 64
#18/16 Syracuse 50

Nov. 26 | Barclays Center | Brooklyn, N.Y.

No. 18/16 Syracuse had its four-game winning streak to start the season come to an end in a 64-50 setback against South Carolina in the Brooklyn Hoops Holiday Classic. The Orange never led as they suffered their first setback of the season.

"We have some work ahead of us. These game tell you that. We have another one Tuesday night that will tell us the same thing - what we have to work on. Hopefully we'll learn from it." - Jim Boeheim

Tyler Lydon led Syracuse with 18 points and seven rebounds. Andrew White III and Frank Howard added 10 points apiece.

South Carolina (6-0) jumped out to an early lead, scoring the first six points of the game. The Orange (4-1) were able to cut the deficit to one, the second time coming at 12-11, but the Gamecocks answered with eight straight points to take a 20-11 lead. Syracuse continued to try to chip away at South Carolina's lead, but a deep 3-pointer as the shot clock was winding down by Duane Notice gave the Gamecocks their largest lead of the first half, 37-24, with 1:02 on the clock. A pair of free throws by Taurean Thompson brought Syracuse within 11, 37-26, at intermission.

Lydon led the Orange with 10 points in the first half. Syracuse shot just 34.8 percent (8-of-23) from the field and had 11 turnovers.

The Gamecocks pushed their lead to 12, 40-28, in the opening minutes of the second half before Lydon sparked a Syracuse comeback attempt. He scored six straight points to start a 10-2 scoring run that brought the Orange within four, at 42-38.

South Carolina answered, going back up by eight, 47-39.

Four consecutive free throws for Syracuse again cut the deficit to four, 47-43, but that was as close as it could get. The Gamecocks continued to build their lead, extending the advantage to as many as 16 points in the closing minute.

The Orange shot 31.8 percent (41-of-129) from the field, while South Carolina shot 45.1 percent (23-of-51) from the floor. The Gamecocks controlled the inside, outscoring Syracuse, 30-8, in the paint.

Visitor: South Carolina (6-0)

PLAYER	FG-FGA	3G-3GA	FT-FTA	R	PF	TP	A	TO	B	S	MP
Katsar	f	7-9	0-0	2-2	2	3	16	0	2	0	30
Silva	f	1-4	0-0	1-2	6	3	3	1	2	0	16
Thornwell	g	3-6	1-2	9-10	6	3	16	5	3	0	31
Notice	g	2-7	2-4	1-2	3	3	7	2	1	0	32
Dozier	g	7-16	1-4	0-0	10	3	15	1	3	0	29
Gravett		1-4	0-2	0-0	3	1	2	2	1	0	21
Felder		0-0	0-0	0-0	0	2	0	0	0	0	2
Blanton		1-1	0-0	0-0	0	0	2	0	0	0	4
Gueye		0-0	0-0	0-0	0	2	0	0	0	0	4
McKie		1-2	0-1	1-3	2	0	3	1	2	0	16
Kelita		0-2	0-0	0-0	1	1	0	1	1	1	15
TEAM				4							
Totals		23-51	4-13	14-19	37	21	64	13	15	1	120
Total FG%	1st Half: 14-28	50.0%	2nd Half: 9-23	39.1%	Game: 45.1%						
3-Pt. FG%	1st Half: 3-7	42.9%	2nd Half: 1-6	16.7%	Game: 30.8%						
F Throw%	1st Half: 6-9	66.7%	2nd Half: 8-10	80.0%	Game: 73.7%						
Deadball Rebounds:	2										

Home: Syracuse (4-1)

PLAYER	FG-FGA	3G-3GA	FT-FTA	R	PF	TP	A	TO	B	S	MP
Lydon	f	5-12	3-5	5-6	7	2	18	0	6	0	35
Roberson	f	0-3	0-0	1-2	6	2	1	0	2	0	21
Coleman	c	1-2	0-0	2-4	4	2	4	1	0	0	15
Howard	g	3-7	1-2	3-7	0	3	10	3	1	0	24
White	g	3-9	1-5	3-4	3	2	10	0	1	0	34
Gillon		1-1	1-1	0-1	1	0	3	3	5	0	1
Thompson		1-6	0-1	2-2	2	4	4	0	2	0	13
Chukwu		0-2	0-0	0-0	4	4	0	0	0	1	17
Battle		0-2	0-1	0-0	0	0	0	2	0	1	0
TEAM				3							
TOTALS		14-44	6-15	16-26	30	19	50	9	17	2	200
Total FG%	1st Half: 8-23	34.8%	2nd Half: 6-21	28.6%	Game: 31.8%						
3-Pt. FG%	1st Half: 4-8	50.0%	2nd Half: 2-7	28.6%	Game: 40.0%						
F Throw%	1st Half: 6-9	66.7%	2nd Half: 10-17	58.8%	Game: 61.5%						
Deadball Rebounds:	4										

Officials: Brent Hampton, Tony Green, Lamar Simpson

Technical fouls: Syracuse-none, South Carolina-none.

Attendance: 8,733

Score by Periods	1st	2nd	Total
South Carolina	37	27	64
Syracuse	26	24	50