



# @ChicagoStateMBB

## GAME NO. 2

Thursday, Nov. 17, 2016 - 7 p.m.  
Kohl Center (17,287) - Madison, Wis.

### 2016-17 SCHEDULE

#### November (1-0, 1-0 home, 0-0 road)

12	Sat.	Illinois Tech (HC)	W, 97-89
17	Thu.	at Wisconsin (ESPN3)	7 p.m.
19	Sat.	at Oakland (ESPN3)	2 p.m.
22	Tues.	East-West	7:05 p.m.
26	Sat.	at Notre Dame (ESPN3)	3 p.m.
30	Wed.	at UIC (ESPN3)	7 p.m.

#### December (0-0, 0-0 home, 0-0 road, 0-0 neutral)

2	Sat.	at Western Illinois (ESPN3)	2 p.m.
10	Sat.	at Bradley (ESPN3)	8 p.m.
11	Sun.	at Saint Louis	2 p.m.
14	Wed.	at Northwestern (BTN)	6 p.m.
17	Sat.	at DePaul (FS1)#	1 p.m.
19	Mon.	at Missouri State (ESPN3)#	8:35 p.m.
22	Thu.	vs. Southeast Missouri St.#+	4 p.m.
23	Fri.	vs. Troy/Cornell#+	6 p.m.
28	Wed.	at Valparaiso (ESPN3)	7 p.m.
30	Fri.	at Central Michigan (ESPN3)	6 p.m.

#### January (0-0, 0-0 home, 0-0 road)

5	Thu.	UT Rio Grande Valley* (WDN)	7:05 p.m.
7	Sat.	New Mexico State*!	2:05 p.m.
12	Thu.	at Utah Valley*	8 p.m.
14	Sat.	at Seattle U* (WDN)	9 p.m.
18	Tue.	Roosevelt	7:05 p.m.
21	Thu.	at UT Rio Grande Valley* (WDN)	7 p.m.
26	Sat.	CSU Bakersfield*	7:05 p.m.
28	Thu.	Grand Canyon*	2:05 p.m.

#### February (0-0, 0-0 home, 0-0 road)

4	Sat.	at New Mexico State*	8 p.m.
9	Thu.	Seattle U*	7:05 p.m.
11	Sat.	Utah Valley* (WDN)	2:05 p.m.
18	Sat.	at UMKC*	5:05 p.m.
23	Thu.	at Grand Canyon*	8 p.m.
25	Sat.	at CSU Bakersfield* (WDN)	9 p.m.

#### March (0-0, 0-0 home, 0-0 road, 0-0 neutral)

4	Sat.	UMKC*@ (WDN)	4:35 p.m.
9	Thu.	WAC Quarterfinals+	TBA
10	Fri.	WAC Semifinals+	TBA
11	Sat.	WAC Championship+	TBA

Home games in **bold** ! - WVON 1690 AM  
\* - Western Athletic Conference game  
# - Continental Tire Las Vegas Classic  
WDN - WAC Digital Network  
+ - Las Vegas, Nev. @ - Senior Day

### THE MATCHUP

Chicago State (1-0)  
at  
No. 9 Wisconsin (1-1)

### COVERAGE

Internet Video: ESPN3 -  
Zach Zaidman (P-B-P), Homer Drew (Analyst)

Radio: Badger Sports Network

### PROBABLE STARTERS



Glen Burns

G • 0 • Jr. • 6-3  
Points 7.0  
Rebounds 3.0  
Assists 6.0



Clemmye Owens V

G • 2 • Sr. • 6-2  
Points 26.0  
Rebounds 5.0  
Assists 3.0



Deionte Simmons

C • 3 • Jr. • 6-8  
Points 14.0  
Rebounds 4.0  
Blocks 1.0



Fred Sims, Jr.

G • 14 • So. • 6-4  
Points 19.0  
Rebounds 3.0  
Assists 4.0



Trayvon Palmer

F • 15 • Sr. • 6-6  
Points 9.0  
Rebounds 6.0  
Blocks 2.0

### MEDIA INFO

Sports Information Director Corey Miggins  
Office Phone (773) 995-2217  
Cell Phone (773) 414-5961  
E-Mail cmiggins@csu.edu  
Website www.gocougars.com  
Department Twitter @ChiStateCougars

#### Other Numbers

Athletic Department Main (773) 995-2295  
Athletic Department Fax (773) 995-3656  
MBB Office Main (773) 995-3280



### TALE OF THE TAPE

Stats	CSU	WIS
Points Per Game	97.0	73.3
Points Allowed Per Game	89.0	63.0
Field Goal %	.531	.440
Opponent Field Goal %	.483	.394
Three-Point %	.522	.324
Opponent Three Point %	.364	.438
Free Throw %	.680	.786
Opponent Free Throw %	.844	.650
Rebounds Per Game	32.0	43.0
Rebound Differential	-6.0	+15.0
Assists Per Game	26.0	14.5
Steals Per Game	10.0	5.0
Blocks Per Game	6.0	3.5
Turnovers Per Game	15.0	13.5

CHICAGO STATE COUGARS

## 2016-17 NUMERICAL ROSTER

No.	Name	Pos.	Ht.	Wt.	Yr.	Hometown	High School	Last College
0	Glen Burns	G	6-3	205	Jr.	Detroit, Mich.	Lewisville (Texas)	Danville (Ill.) Area CC
2	Clemmye Owens V	G	6-2	185	Sr.	Toledo, Ohio	Rogers	Bethune-Cookman
3	Deionte Simmons	F/C	6-8	230	Jr.	West Memphis, Ark.	West Memphis Christian	Danville (Ill.) Area CC
5	Anthony Eaves	G	6-1	152	So.	Louisville, Ky.	Ballard	
10	Alex Dubovitskiy	G/F	6-6	220	Jr.	Moscow, Russia	Marianapolis Prep School (Ct.)	Arizona Western College
11	Delundre Dixon	G	6-3	180	So.	Rockford, Ill.	Auburn	
14	Fred Sims, Jr.	G	6-3	180	So.	Chicago, Ill.	North Lawndale	
15	Trayvon Palmer	G/F	6-6	220	Sr.	Milwaukee, Wis.	Brown Deer	North Dakota State College of Science
21	Joshua Batson	G	6-0	175	Sr.	Chicago, Ill.	Curie	
23	Patrick Szpir	C	6-9	230	Fr.	Wheeling, Ill.	Wheeling	
30	Gentry Hunt	G	6-3	180	Jr.	Glenwood, Ill.	Homewood-Flossmoor	Northeastern Junior College
32	Montana Byrd	G	6-4	225	Jr.	Chicago, Ill.	Mount Carmel	
33	Jordan Madrid-Andrews	F	6-8	240	Sr.	Denver, Colo.	Bishop Machebeauf	Umpqua CC
35	Brian Greene, Jr.	G	6-3	210	Gr.	Chicago, Ill.	Thornton	Florida Gulf Coast
42	Charles Hunt	F	6-6	239	Jr.	Chicago, Ill.	Chicago Military Academy-Bronzeville	

## 2016-17 ALPHABETICAL ROSTER

No.	Name	Pos.	Ht.	Wt.	Yr.	Hometown	High School	Last College
21	Joshua Batson	G	6-0	175	Sr.	Chicago, Ill.	Curie	
0	Glen Burns	G	6-3	205	Jr.	Detroit, Mich.	Lewisville (Texas)	Danville (Ill.) Area CC
32	Montana Byrd	G	6-4	225	Jr.	Chicago, Ill.	Mount Carmel	
42	Charles Dent	F	6-6	239	Jr.	Chicago, Ill.	Chicago Military Academy-Bronzeville	
11	Delundre Dixon	G	6-3	180	So.	Rockford, Ill.	Auburn	
10	Alex Dubovitskiy	G/F	6-6	220	Jr.	Moscow, Russia	Marianapolis Prep School (Ct.)	Arizona Western College
5	Anthony Eaves	G	6-1	152	So.	Louisville, Ky.	Ballard	
35	Brian Greene, Jr.	G	6-3	210	Gr.	Chicago, Ill.	Thornton	Florida Gulf Coast
30	Gentry Hunt	G	6-3	180	Jr.	Glenwood, Ill.	Homewood-Flossmoor	Northeastern Junior College
33	Jordan Madrid-Andrews	F	6-8	240	Sr.	Denver, Colo.	Bishop Machebeauf	Umpqua CC
2	Clemmye Owens V	G	6-2	185	Sr.	Toledo, Ohio	Rogers	Bethune-Cookman
15	Trayvon Palmer	G/F	6-6	220	Sr.	Milwaukee, Wis.	Brown Deer	North Dakota State College of Science
3	Deionte Simmons	F/C	6-8	230	Jr.	West Memphis, Ark.	West Memphis Christian	Danville (Ill.) Area CC
14	Fred Sims, Jr.	G	6-3	180	So.	Chicago, Ill.	North Lawndale	
23	Patrick Szpir	C	6-9	230	Fr.	Wheeling, Ill.	Wheeling	

## ROSTER BREAKDOWN

### Returners (10)

Pos.	Name	Ht.	Cl.	GP-GS	PPG
G	Fred Sims, Jr.*	6-3	So.	31-16	10.9
G/F	Trayvon Palmer*	6-5	Sr.	30-27	9.5
G	Clemmye Owens V	6-2	Sr.	21-9	9.1
G	Anthony Eaves	6-2	So.	29-2	5.9
F	Jordan Madrid-Andrews	6-8	Sr.	31-12	3.8
G	Montana Byrd	6-4	Jr.	29-7	2.7
G	Delundre Dixon	6-3	So.	25-4	2.2
G	Joshua Batson*	6-0	Jr.	31-23	2.2
G	Gentry Hunt	6-3	Jr.	7-0	0.6
F	Charles Dent	6-6	Jr.	1-0	0.0

### Lost (6)

Pos.	Name	Ht.	Cl.	GP-GS	PPG
G	Kieran Woods	6-2	--	22-9	9.6
G/F	Jawad Adekoya*	6-6	--	22-11	7.7
G	Elliott Cole*	5-11	Sr.	28-13	7.5
F	Jared Dimakos	6-6	--	4-4	4.8
G	Quron Davis	6-10	Sr.	31-12	3.7
F	Devon Friend	6-6	Sr.	20-13	3.4

\* - Denotes starter

### Newcomers (5)

Pos.	Name	Yr.
G	Glen Burns	Jr.
G/F	Alex Dubovitskiy	Jr.
G	Brian Greene, Jr.	Gr.
F/C	Deionte Simmons	Jr.
C	Patrick Szpir	Fr.

## PRONUNCIATIONS

Clemmye Owens	Clem - E
Patrick Szpir	Spear
Deionte Simmons	DEE-on-tay

## COACHING STAFF

**Head Coach:** Tracy Dildy

**Associate Head Coach:** James Farr

**Assistant Coach:** Matt Raidbard

**Assistant Coach:** Eddie Denard

**Volunteer Asst. Coach:** Jared Dimakos

**Special Asst. to HC:** Antonne Samuels

## DOUBLE-DIGIT GAMES

<u>Player</u>	<u>Pts</u>	<u>Rebs</u>	<u>Assts</u>
Clemmye Owens V	1		
Fred Sims, Jr.	1		
Deionte Simmons	1		

## 20-POINT GAMES

<u>Player (Date)</u>	<u>Points</u>
Clemmye Owens V (11/11)	26

## LED THE TEAM IN...

<u>Led Team In Scoring</u>	<u>16-17 CSU Career</u>
Clemmye Owens V	1 3

<u>Led Team In Rebounding</u>	<u>16-17 CSU Career</u>
Trayvon Palmer	1 27

NOTE: Includes ties.

## RETURNING NUMBERS

<u>Category</u>	<u>Back-of-Total</u>	<u>Pct.</u>
<b>Points</b>	1307-of-2140	70.5%
<b>3-Point FG's</b>	137-of-228	60.0%
<b>Free Throws</b>	226-of-384	58.9%
<b>Rebounds</b>	684-of-1172	58.3%
<b>Assists</b>	230-of-375	85.3%
<b>Blocked Shots</b>	57-of-98	58.1%
<b>Steals</b>	150-of-246	60.9%
<b>Minutes</b>	4130-of-6400	64.5%

## RETURNING LEADERS

<u>Category</u>	<u>Player</u>	<u>Statistics</u>
<b>Points Per-Game</b>	F. Sims, Jr.	10.9
<b>3-Point FG%</b>	F. Sims, Jr.	31.3%
<b>Free Throw%</b>	C. Owens V	83.9%
<b>Rebounds-Per-Game</b>	T. Palmer	7.8
<b>Assists-Per-Game</b>	J. Batson	1.6
<b>Blocks-Per-Game</b>	T. Palmer	1.0
<b>Steals</b>	T. Palmer	39
<b>Minutes</b>	T. Palmer	905

## RECORD WHEN

Overall.....	1-0
Home.....	1-0
Away.....	0-0
Neutral.....	0-0
vs. WAC.....	0-0
vs. non-conference.....	1-0
In overtime.....	0-0
Day games (start before 5 p.m.).....	1-0
Night games (start after 5 p.m.).....	0-0
In November.....	1-0
December:.....	0-0
January:.....	0-0
February:.....	0-0
March:.....	0-0
Leading at halftime:.....	1-0
Trailing at halftime:.....	0-0
Tied at halftime:.....	0-0
More rebounds than opponent:.....	0-0
Fewer rebounds than opponent:.....	1-0
Rebounds equal:.....	0-0
Higher FG% than opponent:.....	1-0
Lower FG% than opponent:.....	0-0
FG% equal:.....	0-0
More turnovers than opponent:.....	0-0
Fewer turnovers than opponent:.....	1-0
Equal turnovers:.....	0-0
Scoring 59 or less:.....	0-0
60-69:.....	0-0
70-79:.....	0-0
80-89:.....	0-0
90-99:.....	1-0
100 or more:.....	0-0

## DOUBLE-DOUBLES

<u>Player (Date)</u>	<u>Pts</u>	<u>Rbs</u>	<u>Asts</u>
N/A			

## SEASON HIGHS

### Individual

Points.....	26, Clemmye Owens V vs. Illinois Tech (11/12)
Field Goals.....	9, Clemmye Owens V vs. Illinois Tech (11/12)
3-Point FG.....	5, Clemmye Owens V vs. Illinois Tech (11/12)
Free Throws.....	6, Trayvon Palmer vs. Illinois Tech (11/12)
Rebounds.....	6, Trayvon Palmer vs. Illinois Tech (11/12)
Assists.....	6, Glen Burns vs. Illinois Tech (11/12)
Steals.....	4, Fred Sims, Jr. vs. Illinois Tech (11/12)
Blocks.....	2 (twice), last: Trayvon Palmer and Fred Sims, Jr. vs. Illinois Tech (11/12)

### Team

Points.....	97, vs. Illinois Tech (11/12)
Field Goals.....	34, vs. Illinois Tech (11/12)
3-Point FG.....	12, vs. Illinois Tech (11/12)
Free Throws.....	17, vs. Illinois Tech (11/12)
Rebounds.....	32, vs. Illinois Tech (11/12)
Assists.....	26, vs. Illinois Tech (11/12)
Steals.....	10, vs. Illinois Tech (11/12)
Blocks.....	6, vs. Illinois Tech (11/12)

## NEWS AND NOTES

**OPENING TIP** – A two-game road swing looms on the horizon for the Chicago State men's basketball team this week which begins on Thursday night as it travels to Madison, Wis., to battle No. 9/10 Wisconsin at the Kohl Center in an live broadcast on ESPN3 with a start time of 7 p.m. Calling the action will be Zach Zaidman (Play-by-play) and Homer Drew (Analyst).

**SCOUTING CSU** – Chicago State makes its way to Madison with a 1-0 season record after claiming a 97-89 home win over Illinois Tech last Saturday to close out Homecoming week in its season opener at the Jones Convocation Center. Senior guard Clemmye Owens V leads the Green and White with a scoring average of 26 points per game, which also ranks first in the Western Athletic Conference. Senior guard/forward Trayvon Palmer has amassed six rebounds a game, while sophomore guard Fred Sims, Jr. leads the team with four steals and four assists per contest.

**SCOUTING UW** – Wisconsin, currently ranked ninth in this week's Associated Press and USA Today/ESPN Coaches polls, comes into Thursday's contest sporting a 1-1 record after opening the week with a 79-67 loss at No. 22 Creighton as part of the Gavitt Games on Tuesday night. The Badgers are led by senior guard Bronson Koenig's scoring average of 18.5 points per game while shooting 45 percent from the field, and senior forward Nigel Hayes is averaging 15 points and five assists per game. The team's top rebounder is redshirt sophomore forward Ethan Happ as he is grabbing an average of 9.5 rebounds a game to go along with a team-leading four steals.

**SERIES HISTORY** – Thursday's game is only the second lifetime showdown on the hardwood between CSU and Wisconsin. The Badgers captured a 73-45 decision in the teams' lone meeting at the Kohl Center on Jan. 4, 2003 as Ruben Perry paced the Cougars in that contest with 10 points and three rebounds.

**STRIVING FOR NO. 1** – Palmer looks to place his name as one of the school's best offensive rebounders in the program's D-I era as he's currently second on CSU's career offensive rebounds list as he has produced 145 boards to rank second behind Carl Montgomery's total of 214.

**STRIVING FOR NO. 1...PART TWO** – CSU head coach **Tracy Dildy** heads into the Wisconsin game needing three wins to become the program's record holder for most Division I coaching wins. Dildy has amassed 47 career wins and is behind legendary Cougar bench boss Bob Hallberg (49) for the record.

**FACING POSTSEASON COMPETITION** – The Cougars will battle nine teams that competed in postseason play last season, including three teams that played in the 2016 NCAA Tournament: CSU Bakersfield, Notre Dame and Wisconsin. Other postseason opponents are New Mexico State (NIT), Valparaiso (NIT), Seattle (CBI), Central Michigan (CIT), Grand Canyon (CIT) and Oakland (Vegas 16).

**GOOD RETURNS** – The Cougars bring back 61 percent of its scoring, 61 percent of its steals, 61 percent of its assists and 58 percent of its rebounds from last season.

**WELCOME, NEWCOMERS!!!** – In addition to its 10 returners, CSU has also brought in five newcomers on the roster this season in graduate student **Brian Greene, Jr.**, juniors **Glen Burns**, **Alex Dubovitskiy** and **Deionte Simmons**, and freshman **Patrick Szpir**.

**THE PUBLIC CONNECTION** – CSU has three players this season that has played prep ball in the famed Chicago Public League. Representing the Public League are Batson (Curie), Sims (North Lawndale) and junior forward **Charles Dent** (Chicago Military Academy-Bronzeville).

**OFFENSIVE MINDED** – The Green and

White were tops in the WAC last season in offensive rebounds with an average of 12.91 per game while being led by Palmer's average of three offensive boards a game. CSU's average also ranked them 35th among the NCAA Division I leaders.

**ROAD WARRIORS** – Chicago State will be true road warriors during the holiday season as it will play 12 games away from home from Nov. 26-Dec. 30 with four of their games coming in mid-December with the Continental Tire Las Vegas Classic. In addition, the Green and White will play five in-state opponents during that stretch (UIC, Western Illinois, Bradley, Northwestern and DePaul).

**UP NEXT** – CSU closes out its short road swing on Saturday afternoon with a battle on ESPN3 against host Oakland on the Blacktop at O'Rena in Rochester, Mich., beginning at 2 p.m.

## QUICK FACTS

### General Information

Location	Chicago, Ill.
Founded	1867
Enrollment	4,767
Conference	Western Athletic Conference
Interim President	Cecil B. Lucy
Interim Director of Athletics	Tracy Dildy

### Team History (records entering 2016-17)

First Year of Basketball	1966-67
First Year of Division I Basketball	1984-85
All-Time Record	552-868
All-Time Division I Record	256-644
Postseason Appearances	CIT (2013)
2015-16 Record	4-28 (0-14 WAC)

### Emil & Patricia Jones Convocation Center

Capacity	7,000
Opened	2007



## HEAD COACH TRACY DILDY



The 2016-17 season will be the seventh for Chicago native Tracy Dildy as head coach for the Chicago State men's basketball program.

The Cougars had a strong 2013-14 season in which they earned the third seed in the Western Athletic Conference Tournament. It was the highest seed of any NCAA Division I team in Illinois that season in their respective conference tournament. The Cougars' 13 victories were the fourth most by a CSU team during the Cougars' 30-year Division I existence. Chicago State's eight conference wins tied for the most in a season during that same time period. CSU's marquee victory came at home over eventual WAC Tournament Champion and NCAA participant New Mexico State for its first ever win over a team with a top-100 RPI ranking.

Dildy made history at Chicago State during the 2012-13 season by guiding the Cougars to the program's first ever NCAA Division I championship and postseason berth. The Cougars defeated Houston Baptist in the 2013 Great West Conference Tournament Championship and earned a berth in the CollegeInsider.com Tournament. The Cougars earned a wealth of honors during season with Quinton Pippen earning Co-GWC Defensive Player of the Year honors and Nate Duhon taking home the GWC Newcomer of the Year Award. Duhon was the second consecutive Cougar to earn the honor after Jeremy Robinson won it in 2011-12. Matt Ross and Jamere Dismukes won All-GWC Honorable Mention accolades. The Cougars finished the 2012-13 season ranked seventh in the nation in steals with 9.4 per game.

Dildy's squads have also made major strides in the classroom. When Dildy took over the program he inherited scholarship reductions and a postseason ban due to low Academic Progress Rate scores. Dildy wasted little time changing the culture of the program. In his first year on the job in 2010-11, Dildy compiled a 957 single-year APR. His 2011-12 single-year score, the most recent data released by the NCAA, was a perfect 1,000. It was the only perfect single-year score among Chicago's five Division I men's basketball programs. CSU has had of 11 student-athletes earn academic all-conference honors from the GWC and WAC conferences since the 2012-13 school year.

Dildy built a reputation as an accomplished assistant and a respected recruiter before arriving at Chicago State in 2010. Dildy spent three years as the associate head coach and recruiting coordinator at UIC from 2007-10 before taking the job at Chicago State. During his tenure at the west side school, the Flames captured victories over BCS schools Vanderbilt, Georgia Tech and Oregon State

in addition to winning 18 games and garnering a Horizon League Tournament semifinal appearance in 2007-08.

He was named the top mid-major assistant by Hoop Scoop in 2008, one of the top 25 mid-major assistant by CollegeInsider.com in 2009 and one of Hoop Scoop's top 50 mid-major assistants in Basketball Times in April.

It was the second stint for Dildy with the Flames after serving as a student assistant coach during the 1990-91 season under former CSU head coach Bob Hallberg. Following that season, he became a full-time assistant at UIC from 1991-94 where he recruited UIC all-time greats Kenny Williams, Sherell Ford and Mark Miller.

Before returning to UIC in 2007, Dildy helped sign a high-touted recruiting class during his lone season as an assistant coach under Mike Davis at UAB in 2006-07. He also spent four seasons as an assistant at two Southeastern Conference (SEC) schools – Ole Miss and Auburn. He helped assemble a nationally-ranked recruiting class for the 2005-06 season at Ole Miss that was rated as high as third by numerous recruiting publications and earned a spot on Rivals.com's list of the Top 25 recruiters in the nation in June 2005.

While at Auburn, Dildy helped the Tigers post a 22-12 record during the 2002-03 season and advanced to the Sweet 16 of the 2003 NCAA Tournament where they fell to eventual national champion Syracuse and Carmelo Anthony by one point. In addition, he recruited NBA player Marquise Daniels.

Dildy enjoyed success at DePaul from 1997-2002 where he worked as an assistant coach, the associate head coach and even served as an acting head coach in 2001. He helped the Blue Demons advance to the quarterfinals

of the NIT in 2001 and reached the second round of the 2002 NCAA Tournament. Dildy spearheaded four huge recruiting classes for DePaul which included the nation's top-ranked class in 2001 and the second-best class in the country in 1999 in addition to signing future NBA players Quentin Richardson, Bobby Simmons, Steven Hunter and Eddy Curry.

Before his stint at DePaul, Dildy spend three seasons as an assistant coach at Ball State from 1994-97. He recruited future NBA player Bonzi Wells, who was a two-time Mid-American Conference Player of the Year and the MAC's all-time leading scorer, and helped the Cardinals reach the NCAA Tournament in 1995.

The Chicago native played point guard and lettered for two seasons at UIC from 1987-89 and finished his collegiate career with the eighth-most assists (260) in school history.

He graduated from King High School in 1985, where he was coached by Public League coaching legend Landon "Sonny" Cox. He earned Honorable Mention All-America and All-State honors as a senior in which he averaged 15 points a game for the Jaguars. King was the preseason No. 1 team in the nation by USA Today during Dildy's senior year. Dildy also garnered First Team All-City and All-State accolades in his junior campaign.

Dildy earned a bachelor's degree in education from UIC in 1991. He garnered inductions into the UIC Athletics Hall of Fame in 1995, the State of Illinois Basketball Hall of Fame in 1997 and the Chicago Public League Hall of Fame in 1998.

Dildy currently resides in Plainfield, Ill.

### The Dildy File

<u>Year</u>	<u>Position</u>	<u>University</u>	<u>Overall</u>	<u>Conference</u>
2015-16	Head Coach	Chicago State	4-28	0-14 (WAC)
2014-15	Head Coach	Chicago State	8-24	4-10 (WAC)
2013-14	Head Coach	Chicago State	13-19	8-8 (WAC)
2012-13	Head Coach	Chicago State	11-22	3-5 (GWC)
2011-12	Head Coach	Chicago State	4-26	2-8 (GWC)
2010-11	Head Coach	Chicago State	6-26	3-9 (GWC)
2009-10	Associate Head Coach	UIC		
2008-09	Associate Head Coach	UIC		
2007-08	Associate Head Coach	UIC		
2006-07	Assistant Coach	UAB		
2005-06	Assistant Coach	Ole Miss		
2004-05	Assistant Coach	Ole Miss		
2003-04	Assistant Coach	Auburn		
2002-03	Assistant Coach	Auburn		
2001-02	Associate Head Coach	DePaul		
2000-01	Associate Head Coach	DePaul		
1999-00	Assistant Coach	DePaul		
1998-99	Assistant Coach	DePaul		
1997-98	Assistant Coach	DePaul		
1996-97	Assistant Coach	Ball State		
1995-96	Assistant Coach	Ball State		
1994-96	Assistant Coach	Ball State		
1993-94	Assistant Coach	UIC		
1992-93	Assistant Coach	UIC		
1991-92	Assistant Coach	UIC		

**Career Record:** 42-117 (entering 2016-17 season)

**Playing Career:** UIC (1991 graduate)



## STUDENT-ATHLETE

## CSU CAREER HIGHS

## SEASON HIGHS

0

Glen  
Burns  
G • 6-3  
Junior




**Points:** 7 vs. Illinois Tech (11/12)  
**Rebounds:** 3 vs. Illinois Tech (11/12)  
**Assists:** 6 vs. Illinois Tech (11/12)  
**Steals:** 1 vs. Illinois Tech (11/12)  
**Blocks:** N/A

Year	GP-GS	FG-FGA	Pct.	3P-3PA	Pct.	FT-FTA	Pct.	Rebs	Avg.	Assts	Blks	Stls	Pts.-Avg.
2016-17	1-1	1-3	.333	0-2	.000	5-5	1.000	3	3.0	6	0	1	7 - 7.0

Quick Hitter:

2

Clemmye  
Owens V  
G • 6-2  
Senior



**Points:** 24 vs. Florida A&M (2/22/14)\* 26 vs. Illinois Tech (11/12)  
**Rebounds:** 8 at Minnesota (12/16/15) 5 vs. Illinois Tech (11/12)  
**Assists:** 6 at Oakland (12/28/15) 3 vs. Illinois Tech (11/12)  
**Steals:** 7 at North Florida (12/21/13)\* N/A  
**Blocks:** 1 3x, last: CSU Bakersfield (2/6/16) N/A

Year	GP-GS	FG-FGA	Pct.	3P-3PA	Pct.	FT-FTA	Pct.	Rebs.	Avg.	Assts	Blks	Stls	Pts.-Avg.
2013-14*	32-21	135-322	.419	70-181	.387	23-33	.697	56	1.8	33	5	37	363 - 11.3
2015-16	21-9	67-197	.340	31-105	.295	26-31	.839	52	2.5	38	1	22	191 - 9.1
2016-17	1-1	9-12	.750	5-6	.833	3-8	.375	5	5.0	3	0	0	26 - 26.0
<b>Totals</b>	<b>54-31</b>	<b>211-531</b>	<b>.397</b>	<b>106-292</b>	<b>.363</b>	<b>52-72</b>	<b>.722</b>	<b>113</b>	<b>2.1</b>	<b>74</b>	<b>6</b>	<b>59</b>	<b>580 - 10.7</b>

\* - at Bethune-Cookman

Quick Hitter:

3

Deionte  
Simmons  
F/C • 6-8  
Junior



**Points:** 14 vs. Illinois Tech (11/12)  
**Rebounds:** 4 vs. Illinois Tech (11/12)  
**Assists:** N/A  
**Steals:** 1 vs. Illinois Tech (11/12)  
**Blocks:** 1 vs. Illinois Tech (11/12)

Year	GP-GS	FG-FGA	Pct.	3P-3PA	Pct.	FT-FTA	Pct.	Rebs.	Avg.	Assts	Blks	Stls	Pts.-Avg.
2016-17	1-1	7-11	.636	0-0	.000	0-0	.000	4	4.0	0	1	1	14 - 14.0

Quick Hitter:

## STUDENT-ATHLETE

## CSU CAREER HIGHS

## SEASON HIGHS

5  
Anthony  
Eaves  
G • 6-2  
Sophomore




<b>Points:</b>	18	vs. Seattle (1/9/16)	N/A
<b>Rebounds:</b>	4	3x, last: Grand Canyon (2/20/16)	N/A
<b>Assists:</b>	3	3x, last: Green Bay (1/19/16)	N/A
<b>Steals:</b>	3	vs. Seattle (1/9/16)	N/A
<b>Blocks:</b>	1	3x, last: Grand Canyon (2/20/16)	N/A

<u>Year</u>	<u>GP-GS</u>	<u>FG-FGA</u>	<u>Pct.</u>	<u>3P-3PA</u>	<u>Pct.</u>	<u>FT-FTA</u>	<u>Pct.</u>	<u>Rebs.</u>	<u>Avg.</u>	<u>Asst.</u>	<u>Blk.</u>	<u>Stl.</u>	<u>Pts.-Avg.</u>
2015-16	29-2	67-163	.408	27-78	.310	9-12	.750	56	1.9	37	3	15	170 - 5.9
2016-17	0-0	0-0	.000	0-0	.000	0-0	.000	0	0.0	0	0	0	0 - 0.0
<b>Totals</b>	29-2	67-163	.408	27-78	.310	9-12	.750	56	1.9	37	3	15	170 - 5.9

Quick Hitter:

10  
Alex  
Dubovitskiy  
G/F • 6-6  
Junior



<b>Points:</b>	6	vs. Illinois Tech (11/12)
<b>Rebounds:</b>	1	vs. Illinois Tech (11/12)
<b>Assists:</b>	N/A	
<b>Steals:</b>	N/A	
<b>Blocks:</b>	N/A	

<u>Year</u>	<u>GP-GS</u>	<u>FG-FGA</u>	<u>Pct.</u>	<u>3P-3PA</u>	<u>Pct.</u>	<u>FT-FTA</u>	<u>Pct.</u>	<u>Rebs.</u>	<u>Avg.</u>	<u>Assts</u>	<u>Blks</u>	<u>Stls</u>	<u>Pts.-Avg.</u>
2016-17	1-0	2-2	1.000	2-2	1.000	0-0	.000	1	1.0	0	0	0	6 - 6.0

Quick Hitter:

11  
Delundre  
Dixon  
G • 6-3  
Sophomore



<b>Points:</b>	10	vs. CSU Bakersfield (3/10/16)	5	vs. Illinois Tech (11/12)
<b>Rebounds:</b>	4	vs. Alabama State (11/28/15)	2	vs. Illinois Tech (11/12)
<b>Assists:</b>	6	vs. Utah Valley (1/23/16)	3	vs. Illinois Tech (11/12)
<b>Steals:</b>	2	3x, last: Utah Valley (1/23/16)	1	vs. Illinois Tech (11/12)
<b>Blocks:</b>	1	5x, last: Green Bay (1/19/16)	N/A	

<u>Year</u>	<u>GP-GS</u>	<u>FG-FGA</u>	<u>Pct.</u>	<u>3P-3PA</u>	<u>Pct.</u>	<u>FT-FTA</u>	<u>Pct.</u>	<u>Rebs.</u>	<u>Avg.</u>	<u>Asst.</u>	<u>Blk.</u>	<u>Stl.</u>	<u>Pts.-Avg.</u>
2015-16	25-4	13-36	.363	2-10	.200	27-37	.730	33	1.3	17	5	11	55 - 2.2
2016-17	1-0	2-3	.667	1-2	.500	0-0	.000	2	2.0	3	0	1	5 - 5.0
<b>Totals</b>	26-4	15-39	.385	3-12	.250	27-37	.730	35	1.3	20	5	12	60 - 2.3

Quick Hitter:

## STUDENT-ATHLETE

## CSU CAREER HIGHS

## SEASON HIGHS

14  
Fred  
Sims, Jr.  
G/F • 6-4  
Sophomore



**Points:** 26 twice, last: UMKC (1/30/16)  
**Rebounds:** 6 at DePaul (12/6/15)  
**Assists:** 4 3x, Illinois Tech (11/12/16)  
**Steals:** 4 twice, Illinois Tech (11/12/16)  
**Blocks:** 2 vs. Illinois Tech (11/12/16)

19 vs. Illinois Tech (11/12)  
3 vs. Illinois Tech (11/12)  
4 vs. Illinois Tech (11/12)  
4 vs. Illinois Tech (11/12)  
2 vs. Illinois Tech (11/12)

Year	GP-GS	FG-FGA	Pct.	3P-3PA	Pct.	FT-FTA	Pct.	Rebs.	Avg.	Asst.	Blk.	Stl.	Pts.-Avg.
2015-16	31-16	126-362	.348	40-128	.313	47-57	.825	80	2.6	27	5	22	339 - 10.9
2016-17	1-1	7-16	.438	2-3	.667	3-4	.750	3	3.0	4	2	4	19 - 19.0
<b>Total</b>	<b>32-17</b>	<b>133-378</b>	<b>.352</b>	<b>42-131</b>	<b>.321</b>	<b>50-61</b>	<b>.820</b>	<b>83</b>	<b>2.6</b>	<b>31</b>	<b>7</b>	<b>26</b>	<b>358 - 11.2</b>

Quick Hitter:

15  
Trayvon  
Palmer  
G/F • 6-6  
Senior




**Points:** 30 at Grand Canyon (1/31/15)  
**Rebounds:** 16 vs. Indiana University Northwest (11/18/15)  
**Assists:** 5 at Seattle (2/4/16)  
**Steals:** 4 vs. Indiana University Northwest (11/18/15)  
**Blocks:** 4 twice, last: Grand Canyon (1/21/16)

9 vs. Illinois Tech (11/12)  
6 vs. Illinois Tech (11/12)  
2 vs. Illinois Tech (11/12)  
1 vs. Illinois Tech (11/12)  
2 vs. Illinois Tech (11/12)

Year	GP-GS	FG-FGA	Pct.	3P-3PA	Pct.	FT-FTA	Pct.	Rebs.	Avg.	Asst.	Blk.	Stl.	Pts.-Avg.
2014-15	30-17	87-187	.465	23-56	.411	35-52	.673	145	4.8	21	18	25	232 - 7.7
2015-16	30-27	101-239	.423	18-62	.290	65-89	.730	233	7.8	42	30	39	285 - 9.5
2016-17	1-1	1-6	.000	1-4	.250	6-7	.857	6	6.0	2	2	1	9 - 9.0
<b>Totals</b>	<b>61-45</b>	<b>189-432</b>	<b>.438</b>	<b>42-122</b>	<b>.344</b>	<b>106-148</b>	<b>.716</b>	<b>384</b>	<b>6.3</b>	<b>65</b>	<b>50</b>	<b>65</b>	<b>526 - 8.6</b>

Quick Hitter:

21  
Joshua  
Batson  
G • 6-0  
Senior



**Points:** 10 CSU Bakersfield (1/24/15)  
**Rebounds:** 6 vs. Utah Valley (1/23/16)  
**Assists:** 5 twice, last: Illinois Tech (11/13/15)  
**Steals:** 7 vs. Indiana University Northwest (11/18/14)  
**Blocks:** 1 3x, last: Western Illinois (12/19/15)

2 vs. Illinois Tech (11/12)  
2 vs. Illinois Tech (11/12)  
1 vs. Illinois Tech (11/12)  
2 vs. Illinois Tech (11/12)  
N/A

Year	GP-GS	FG-FGA	Pct.	3P-3PA	Pct.	FT-FTA	Pct.	Rebs.	Avg.	Assts	Blks	Stls	Pts.-Avg.
2013-14	8-0	0-7	.000	0-3	.000	0-2	.000	1	0.1	0	0	1	0 - 0.0
2014-15	29-13	20-77	.260	6-26	.231	13-25	.520	29	1.0	26	1	23	59 - 2.0
2015-16	31-23	24-92	.261	5-28	.179	14-28	.500	62	2.0	49	2	19	67 - 2.2
2016-17	1-0	1-3	.333	0-2	.000	0-0	.000	2	2.0	1	0	2	2 - 2.0
<b>Total</b>	<b>69-36</b>	<b>45-179</b>	<b>.251</b>	<b>11-59</b>	<b>.186</b>	<b>27-55</b>	<b>.472</b>	<b>94</b>	<b>1.4</b>	<b>76</b>	<b>3</b>	<b>45</b>	<b>128 - 1.9</b>

Quick Hitter:




## STUDENT-ATHLETE

## CSU CAREER HIGHS

## SEASON HIGHS

23  
Patrick  
Szpir  
C • 6-9  
Freshman



**Points:** 4 vs. Illinois Tech (11/12)  
**Rebounds:** 3 vs. Illinois Tech (11/12)  
**Assists:** 2 vs. Illinois Tech (11/12)  
**Steals:** N/A  
**Blocks:** N/A

Year	GP-GS	FG-FGA	Pct.	3P-3PA	Pct.	FT-FTA	Pct.	Rebs.	Avg.	Assts	Blks	Stls	Pts.-Avg.
2016-17	1-0	2-3	.667	0-0	.000	0-1	.000	3	3.0	2	0	0	4 - 4.0

Quick Hitter:

30  
Gentry  
Hunt  
G • 6-3  
Junior



**Points:** 2 twice, last: UTRGV (2/28/16) N/A  
**Rebounds:** 1 at UMKC (1/30/15) N/A  
**Assists:** N/A N/A  
**Steals:** 1 vs. Illinois Tech (11/13/15) N/A  
**Blocks:** 1 vs. Illinois Tech (11/13/15) N/A

Year	GP-GS	FG-FGA	Pct.	3P-3PA	Pct.	FT-FTA	Pct.	Rebs.	Avg.	Asst.	Blk.	Stl.	Pts.-Avg.
2015-16	7-0	1-4	.250	0-2	.000	2-4	.500	1	0.1	0	1	1	4 - 0.6
2016-17	1-0	0-0	.000	0-0	.000	0-0	.000	0	0.0	0	0	0	0 - 0.0
Total	8-0	1-4	.250	0-2	.000	2-4	.500	1	0.1	0	1	1	4 - 0.5

Quick Hitter:

32  
Montana  
Byrd  
G • 6-4  
Junior



**Points:** 12 vs. Omaha (12/29/14) N/A  
**Rebounds:** 11 at Western Kentucky (12/17/14) N/A  
**Assists:** 3 vs. Illinois Tech (11/13/15) N/A  
**Steals:** 3 Indiana University Northwest (11/25/14) N/A  
**Blocks:** 1 4x, last: CSU Bakersfield (1/11/16) N/A

Year	GP-GS	FG-FGA	Pct.	3P-3PA	Pct.	FT-FTA	Pct.	Rebs.	Avg.	Asst.	Blk.	Stl.	Pts.-Avg.
2014-15	28-7	31-103	.301	25-81	.309	9-12	.750	36	1.3	8	1	11	111 - 3.6
2015-16	29-7	27-97	.278	13-59	.220	12-15	.800	53	1.8	10	3	10	79 - 2.7
2016-17	0-0	0-0	.000	0-0	.000	0-0	.000	0	0.0	0	0	0	0 - 0.0
Totals	57-14	58-200	.278	38-140	.275	21-27	.778	89	1.6	18	4	21	190 - 3.4

Quick Hitter:

## STUDENT-ATHLETE

## CSU CAREER HIGHS

## SEASON HIGHS

33  
Jordan  
Madrid-Andrews  
F • 6-8  
Senior



<b>Points:</b>	14	vs. Alabama State (11/28/15)	N/A
<b>Rebounds:</b>	10	at Ball State (12/31/15)	N/A
<b>Assists:</b>	3	twice, last: Alabama State (11/28/15)	N/A
<b>Steals:</b>	3	vs. Illinois Tech (11/13/15)	N/A
<b>Blocks:</b>	1	5x, last: Ball State (12/31/15)	N/A

Year	GP-GS	FG-FGA	Pct.	3P-3PA	Pct.	FT-FTA	Pct.	Rebs.	Avg.	Asst.	Blk.	Stl.	Pts.-Avg.
2015-16	30-12	46-91	.505	1-4	.250	22-43	.512	108	3.6	10	7	11	115 - 3.8
2016-17	0-0	0-0	.000	0-0	.000	0-0	.000	0	0.0	0	0	0	0 - 0.0
<b>Totals</b>	<b>30-12</b>	<b>46-91</b>	<b>.505</b>	<b>1-4</b>	<b>.250</b>	<b>22-43</b>	<b>.512</b>	<b>108</b>	<b>3.6</b>	<b>10</b>	<b>7</b>	<b>11</b>	<b>115 - 3.8</b>

Quick Hitter:

35  
Brian  
Greene, Jr.  
G • 6-3  
Grad Student



<b>Points:</b>	14	at South Carolina (1/12/13)*	5	vs. Illinois Tech (11/12)
<b>Rebounds:</b>	3	twice, last: San Francisco (11/25/14)**	2	vs. Illinois Tech (11/12)
<b>Assists:</b>	5	twice, last: Illinois Tech (11/12/16)	5	vs. Illinois Tech (11/12)
<b>Steals:</b>	3	vs. Kentucky (1/19/13)*	N/A	
<b>Blocks:</b>	1	4x, last: Illinois Tech (11/12/16)	1	vs. Illinois Tech (11/12)

Year	GP-GS	FG-FGA	Pct.	3P-3PA	Pct.	FT-FTA	Pct.	Rebs.	Avg.	Assts	Blks	Stls	Pts.-Avg.
2012-13*	27-2	31-83	.373	13-31	.419	7-13	.538	21	0.8	30	1	19	82 - 2.9
2014-15**	29-0	11-57	.193	0-15	.000	6-9	.667	24	0.8	25	1	7	28 - 1.0
2015-16**	18-3	20-78	.256	5-10	.500	4-7	.571	9	0.5	14	1	5	27 - 1.5
2016-17	1-0	2-4	.500	1-2	.500	0-0	.000	2	2.0	5	0	1	5 - 5.0
<b>Total</b>	<b>75-5</b>	<b>53-165</b>	<b>.321</b>	<b>19-58</b>	<b>.327</b>	<b>17-29</b>	<b>.586</b>	<b>56</b>	<b>0.7</b>	<b>74</b>	<b>3</b>	<b>32</b>	<b>142 - 1.9</b>

\* - at Auburn; \*\* - at Florida Gulf Coast

Quick Hitter:

42  
Charles  
Dent  
F • 6-6  
Junior



<b>Points:</b>	N/A	N/A
<b>Rebounds:</b>	1	vs. New Mexico State (2/13/16)
<b>Assists:</b>	N/A	N/A
<b>Steals:</b>	N/A	N/A
<b>Blocks:</b>	N/A	N/A

Year	GP-GS	FG-FGA	Pct.	3P-3PA	Pct.	FT-FTA	Pct.	Rebs.	Avg.	Assts	Blks	Stls	Pts.-Avg.
2015-16	1-0	0-0	.000	0-0	.000	0-0	.000	1	0.0	0	0	0	0 - 0.0
2016-17	0-0	0-0	.000	0-0	.000	0-0	.000	0	0.0	0	0	0	0 - 0.0
<b>Totals</b>	<b>1-0</b>	<b>0-0</b>	<b>.000</b>	<b>0-0</b>	<b>.000</b>	<b>0-0</b>	<b>.000</b>	<b>1</b>	<b>0.0</b>	<b>0</b>	<b>0</b>	<b>0</b>	<b>0 - 0.0</b>

Quick Hitter:

## RADIO/TV ROSTER

0

**Glen Burns**  
G • 6-3  
Junior



2

**Clemmye Owens V**  
G • 6-2  
Senior



3

**Deionte Simmons**  
F/C • 6-8  
Junior



5

**Anthony Eaves**  
G • 6-2  
Sophomore



10

**Alex Dubovitskiy**  
G/F • 6-6  
Junior



11

**Delundre Dixon**  
G • 6-3  
Sophomore



14

**Fred Sims, Jr.**  
G • 6-4  
Sophomore




15

**Trayvon Palmer**  
G/F • 6-5  
Senior




21

**Joshua Batson**  
G • 6-0  
Senior



23

**Patrick Szpir**  
C • 6-9  
Freshman




30

**Gentry Hunt**  
G • 6-3  
Junior



32

**Montana Byrd**  
G • 6-4  
Junior



33

**Jordan Madrid-Andrews**  
F • 6-8  
Senior



35

**Brian Greene, Jr.**  
G • 6-3  
Grad Student



42

**Charles Dent**  
F • 6-6  
Junior



## COACHING STAFF



**Tracy Dildy**  
Head Coach  
7th season  
UIC (1991)



**James Farr**  
Assoc. Head Coach  
10th season  
Creighton (1989)



**Matt Raidbard**  
Assistant Coach  
7th season  
Indiana (2006)



**Eddie Denard**  
Assistant Coach  
2nd season  
Chicago St. (2014)



**Antonne Samuels**  
Special Asst. to HC  
1st season  
UW-Lacrosse (1993)



**Jared Dimakos**  
Volunteer Asst.  
Coach  
1st season  
Chicago St. (2015)

## WESTERN ATHLETIC CONFERENCE

### 2017 WAC TOURNAMENT



The 2017 Western Athletic Conference Tournament will be played in Las Vegas at the Orleans Arena on March 9-11. The men's championship game will be played on Saturday, March 11, 2017 at 10 p.m. and will air on ESPNU.



### PRESEASON COACHES POLL

No.	Teams (first-place votes)	Pts.
1.	New Mexico State (4)	45
2.	Grand Canyon (3)	44
3.	CSU Bakersfield (1)	38
4.	Utah Valley	27
T-5.	Seattle U	25
T-5.	UMKC	25
7.	UT Rio Grande Valley	13
8.	Chicago State	7

#### Preseason Coaches' All-WAC Teams

##### First Team

Ian Baker, Sr., G, New Mexico State  
Dedrick Basile, Sr., G, CSU Bakersfield  
Joshua Braun, R-Jr., G, Grand Canyon  
Martez Harrison, Sr., G, UMKC  
Brendan Westendorf, Sr., G, Seattle U

##### Second Team

LaVell Boyd, Sr., G, UMKC  
Antonio Green, So., G, UTRGV  
Zach Nelson, R-Sr., F, Utah Valley  
DeWayne Russell, Sr., G, Grand Canyon  
William Powell, Sr., F, Seattle

##### Preseason Coaches' Player of the Year

Joshua Braun, Grand Canyon

### PRESEASON MEDIA POLL

No.	Teams (first-place votes)	Pts.
1.	New Mexico State (13)	110
2.	Grand Canyon	88
3.	UMKC	87
4.	CSU Bakersfield	76
5.	Seattle	55
6.	Utah Valley	37
7.	UT Rio Grande Valley	34
8.	Chicago State	17

#### Preseason Media All-WAC Teams

##### First Team

Ian Baker, Sr., G, New Mexico State  
Dedrick Basile, Sr., G, CSU Bakersfield  
Joshua Braun, R-Jr., G, Grand Canyon  
Martez Harrison, Sr., G, UMKC  
Brendan Westendorf, Sr., G, Seattle U

##### Second Team

Jaylin Airington, R-Sr., F, CSU Bakersfield  
Antonio Green, So., G, UTRGV  
Dan Kimasa, Jr., F, UTRGV  
Zach Nelson, R-Sr., F, Utah Valley  
William Powell, Sr., F, Seattle

##### Preseason Media Player of the Year

Joshua Braun, Grand Canyon

### WAC STANDINGS

Team	WAC	Pct.	Overall	Pct.
Chicago State	0-0	.000	1-0	1.000
New Mexico State	0-0	.000	2-1	.667
CSU Bakersfield	0-0	.000	1-1	.500
UMKC	0-0	.000	1-1	.500
Utah Valley	0-0	.000	1-1	.500
Seattle	0-0	.000	1-2	.333
Grand Canyon	0-0	.000	0-2	.000
UT Rio Grande Valley	0-0	.000	0-3	.000

#### Monday, Nov. 14

Memphis 94, UT Rio Grande Valley 75  
Colorado 67, Seattle U 55

#### Tuesday, Nov. 15

UMKC 68, Drake 62  
Penn State 85, Grand Canyon 76  
Arizona 78, CSU Bakersfield 66

#### Wednesday, Nov. 16

Notre Dame 92, Seattle U 49  
UT Rio Grande Valley 94, Texas A&M-CC 72  
NM State 58, Samford 48  
Utah Valley 82, Idaho State 73

#### Thursday, Nov. 17

Chicago State at Wisconsin, 7 p.m. (ESPN3)

#### Friday, Nov. 18

NM State at New Mexico, 7 p.m.



# NCAA DIVISION I ERA RECORD BOOK (1984-85 TO PRESENT)

## TEAM SINGLE GAME RECORDS

<b>Points Scored</b>	137 vs. Illinois Tech - 11/13/15
<b>Points Allowed</b>	140 vs. Troy State - 1/23/95
<b>Most Combined Points</b>	271 vs. Troy State - 1/23/95
<b>Fewest Points Scored</b>	36 at Kansas State - 1/22/07
<b>Fewest Points Allowed</b>	41 vs. Utah Valley - 1/28/10
<b>Least Combined Points</b>	84 vs. Utah Valley - 1/28/10
<b>Most Field Goals Made</b>	56 vs. Illinois Tech - 11/13/15
<b>Best Field Goal %</b>	.700 (35-of-50) vs. Texas-Pan American - 2/2/08
<b>Most made 3-pointers</b>	17 vs. Troy State - 1/8/96
<b>Best 3-point %</b>	.706 (12-of-17) at Western Illinois - 2/18/05
<b>Most Free Throws Made</b>	36 vs. Longwood - 2/16/09
<b>Most Free Throw Attempts</b>	53 vs. Valparaiso - 3/6/05
<b>Best Free Throw %</b>	1.000 (twice) (min. 10 attempts) 12-of-12 vs. Loyola-Chicago - 1/20/13 12-of-12 at UNLV - 1/3/12
<b>Most Rebounds</b>	65 vs. LeMoyne-Owen - 2/9/87
<b>Most Assists</b>	38 vs. US International - 1/14/86
<b>Most Steals</b>	26 (twice) last: vs. Illinois Tech - 11/13/15
<b>Most Blocks</b>	12 vs. UTEP - 11/29/06

## INDIVIDUAL SINGLE GAME RECORDS

### Most Points

43 - David Holston vs. St. Bonaventure - 11/9/06

### Most Rebounds

21 - Carl Montgomery vs. South Dakota - 3/10/11  
Deji Akindele vs. Green Bay - 12/1/04

### Most Assists

14 - David Holston vs. Houston Baptist - 3/2/09

### Most Steals

11 - Darron Brittman vs. St. Xavier - 2/8/86  
Darron Brittman vs. McKendree - 1/24/86

### Most Blocks

9 - Chidozie Chukwumah vs. East-West - 2/10/07 (non DI opponent)  
8 - Deji Akindele vs. Southern Utah - 2/3/05

### Most 3-pointers in a game

11 - David Holston vs. Northern Michigan - 11/14/07 (non DI opponent)  
9 - Rod Parker at Iowa - 12/18/90  
7 - 13 times, most recent Jonathan Montgomery - 1/22/11

### Most Free Throws

19 - Royce Parran at UMKC - 3/5/06

### Highest Shooting Percentage from the Floor (min. 8 attempts)

1.000 (8-of-8) - Clark Bone vs. Central Florida - 12/18/02

## OVERTIME GAMES

All overtime games (36 games, 12-24)

### Four Overtimes (1 game, 0-1)

123-121, L - vs. Utah Valley (1/29/09)

### Three Overtimes (2 games, 1-1)

84-77, W - at Seattle U (2/27/14)

83-78, L - at NJIT (1/12/13)

### Two Overtimes (3 games, 0-3)

98-97, L - at Northern Illinois (2/27/08)

82-81, L - at UMKC (2/6/06)

71-68, L - at Youngstown St. (1/20/01)

### Single Overtime (30 games, 11-19)

71-68, L - at UTPA (2/13/14)

77-70, L - at DePaul (12/15/13)

66-63, L - vs. Loyola Chicago (1/20/13)

63-60, L - at Rice (12/19/12)

98-95, W - vs. Houston Baptist (1/21/12)

73-70, L - at South Dakota (3/10/11)

97-94, L - at Houston Baptist (2/3/11)

67-65, L - vs. Liberty (11/27/10)

85-83, L - vs. Houston Baptist (2/2/10)

112-108, W - at Houston Baptist (2/9/09)

99-89, L - at Utah Valley (2/9/08)

82-77, W - at Cleveland State (12/19/06)

77-69, W - vs. Centenary (2/11/06)

76-67, W - vs. Western Illinois (1/8/05)

70-69, W - vs Oakland (1/18/04)

71-65, L - at Houston (12/23/03)

75-68, L - at Wagner (12/22/03)

75-73, L - at Western Illinois (1/16/03)

99-95, L - vs. Oakland (2/19/00)

89-87, W - vs. Southern Utah (1/16/99)

81-79, W - at Southern Utah (1/22/98)

85-82, L - vs. NE Illinois (1/15/98)

90-83, L - vs. Buffalo (12/6/97)

90-89, L - at Western Michigan (12/18/96)

117-108, L - vs. Troy State (2/8/96)

72-65, L - at Dayton (2/3/88)

84-75, W - vs. McNeese State (1/4/88)

94-92, W - vs. LeMoyne-Owen (2/9/87)

64-61, W - at Green Bay (12/23/85)

79-66, L - at Illinois State (1/19/85)

## COACHING RECORDS

Coach	Record (Pct.)
Bob Hallberg	224-84 (.727)
(1978-87: 308 games)	

Dr. Isadore Salario	48-45 (.516)
(1967-70: 93 games)	

Joseph Buckhalter	36-41 (.468)
(1978-87: 77 games)	

Robert Griggas	38-68 (.358)
(1970-74: 106 games)	

Benjy Taylor	39-72 (.351)
(2007-10: 111 games)	

Kevin Jones	41-90 (.313)
(2003-07: 131 games)	

Tommy Suitts	26-58 (.310)
(1987-90: 84 games)	

Tracy Dildy	46-145 (.241)
(2010-present: 191 games)*	

Bo Ellis	23-106 (.178)
(1998-2003: 129 games)	

Rick Pryor	19-91 (.173)
(1990-94: 110 games)	

Craig Hodges	8-51 (.136)
(1994-96: 59 games)	

Phil Gary	6-42 (.125)
(1996-98: 48 games)	

\* - Dildy's record entering this season

## 2015-16 STARTING LINEUPS

### Starting Lineups

	G	G	G/F	F	F/C
Nov. 13, 2016 - ILLINOIS TECH	Glen Burns	Clemmye Owens V	Fred Sims, Jr.	Trayvon Palmer	Deionte Simmons
Nov. 17, 2016 - at Wisconsin					
Nov. 19, 2016 - at Oakland					
Nov. 21, 2016 - EAST-WEST					
Nov. 23, 2016 - at Notre Dame					
Nov. 27, 2016 - at UIC					
Dec. 3, 2016 - at Western Illinois					
Dec. 10, 2016 - at Bradley					
Dec. 11, 2016 - at Saint Louis					
Dec. 14, 2016 - at Northwestern					
Dec. 17, 2016 - at DePaul					
Dec. 19, 2016 - at Missouri State					
Dec. 22, 2016 - vs. Southeast Missouri State					
Dec. 23, 2016 - vs. Troy/Cornell					
Dec. 28, 2016 - at Valparaiso					
Dec. 30, 2016 - at Central Michigan					
Jan. 5, 2017 - UT RIO GRANDE VALLEY					
Jan. 7, 2017 - NEW MEXICO STATE					
Jan. 12, 2017 - at Utah Valley					
Jan. 14, 2017 - at Seattle					
Jan. 18, 2017 - ROOSEVELT					
Jan. 21, 2017 - at UT Rio Grande Valley					
Jan. 26, 2017 - CSU BAKERSFIELD					
Jan. 28, 2017 - GRAND CANYON					
Feb. 4, 2017 - at New Mexico State					
Feb. 9, 2017 - SEATTLE					
Feb. 11, 2017 - UTAH VALLEY					
Feb. 18, 2017 - at UMKC					
Feb. 23, 2017 - at Grand Canyon					
Feb. 25, 2017 - at CSU Bakersfield					
March 4, 2017 - UMKC					

**Official Basketball Box Score -- Game Totals -- Final Statistics**  
**Illinois Tech vs Chicago State**  
**11/12/16 4:05 p.m. at Jones Convocation Center - Chicago, IL**

**Illinois Tech 89 • EXH**

#	Player	*	Total	3-Ptr	FT-FTA	Rebounds			PF	TP	A	TO	Blk	Stl	Min
			FG-FGA	FG-FGA		Off	Def	Tot							
03	Malik Howze	*	6-18	3-9	11-12	0	2	2	4	26	5	7	0	1	33
05	Anthony Mosley Jr.	*	9-18	0-0	9-11	0	1	1	4	27	6	2	0	1	37
23	Max Hisitake	*	2-3	0-0	1-1	1	3	4	5	5	0	1	3	0	16
32	Parker Joncus	*	2-3	1-2	2-2	0	2	2	3	7	2	4	0	1	38
55	Samuel Rarick	*	5-10	0-0	2-4	3	12	15	4	12	1	1	0	0	36
10	Jake Bruns		0-0	0-0	0-0	0	0	0	0	0	0	2	0	1	3
12	Quentin Forberg		0-0	0-0	0-0	0	1	1	0	0	0	1	0	0	9
21	Jake Digiorgio		5-8	0-0	2-2	3	4	7	3	12	0	2	0	1	28
33	Akena Latigo		0-0	0-0	0-0	0	0	0	1	0	0	0	0	0	0+
Team						4	2	6							
Totals			29-60	4-11	27-32	11	27	38	24	89	14	20	3	5	200

FG % 1st Half: 16-31 51.6% 2nd half: 13-29 44.8% Game: 29-60 48.3%  
 3FG % 1st Half: 2-5 40.0% 2nd half: 2-6 33.3% Game: 4-11 36.4%  
 FT % 1st Half: 10-11 90.9% 2nd half: 17-21 81.0% Game: 27-32 84.4%

Deadball  
Rebounds  
1

**Chicago State 97 • 1-0**

#	Player	*	Total	3-Ptr	FT-FTA	Rebounds			PF	TP	A	TO	Blk	Stl	Min
			FG-FGA	FG-FGA		Off	Def	Tot							
00	Burns, Glen	*	1-3	0-2	5-5	1	2	3	2	7	6	2	0	1	17
02	Owens V, Clemmye	*	9-12	5-6	3-8	1	4	5	3	26	3	1	0	0	30
03	Simmons, Deionte	*	7-11	0-0	0-0	1	3	4	5	14	0	0	1	1	21
14	Sims Jr., Fred	*	7-16	2-3	3-4	0	3	3	3	19	4	3	2	4	26
15	Palmer, Trayvon	*	1-6	1-4	6-7	0	6	6	4	9	2	3	2	1	33
10	Dubovitskiy, Alex		2-2	2-2	0-0	1	0	1	1	6	0	1	0	0	12
11	Dixon, Delundre		2-3	1-2	0-0	0	2	2	3	5	3	1	0	1	11
21	Batson, Joshua		1-3	0-2	0-0	1	1	2	3	2	1	1	0	2	16
23	Szpir, Patrick		2-3	0-0	0-1	1	2	3	2	4	2	1	0	0	12
30	Hunt, Gentry		0-1	0-0	0-0	0	0	0	0	0	0	0	0	0	2
35	Greene Jr., Brian		2-4	1-2	0-0	1	1	2	1	5	5	2	1	0	20
Team						1	0	1							
Totals			34-64	12-23	17-25	8	24	32	27	97	26	15	6	10	200

FG % 1st Half: 19-31 61.3% 2nd half: 15-33 45.5% Game: 34-64 53.1%  
 3FG % 1st Half: 8-11 72.7% 2nd half: 4-12 33.3% Game: 12-23 52.2%  
 FT % 1st Half: 9-9 100.0 2nd half: 8-16 50.0% Game: 17-25 68.0%

Deadball  
Rebounds  
3

Officials: Randy Heimerman, Gerald Morrow, Dan Dorian

Technical fouls: Illinois Tech-Anthony Mosley Jr.. Chicago State-Sims Jr., Fred.

Attendance: 1065

2016-17 season and home opener for Chicago State. Homecoming game for the Cougars!

Score by periods	1st	2nd	Total
Illinois Tech	44	45	89
Chicago State	55	42	97

	In Paint	Off T/O	2nd Chance	Fast Break	Bench
Points IIT	36	11	16	4	12
CSU	34	21	8	17	22

Last FG - IIT 2nd-00:06, CSU 2nd-00:10.  
 Largest lead - IIT None, CSU by 22 2nd-13:39.  
 IIT led for 00:00. CSU led for 38:35. Game was tied for 01:25.

Score tied - 2 times.  
 Lead changed - 0 times.