



# WISCONSIN VOLLEYBALL

2 NCAA National Championship Appearances • 18 NCAA Tournaments • 25 All-Americans • 5 Big Ten Championships

Nov. 30, 2015

Diane Nordstrom, Associate Director • Office: (608) 262-9024 • Cell: (608) 658-3644 • dkn@athletics.wisc.edu

## 2015 SCHEDULE

Overall: 24-6 (Home 13-2, Away 9-3, Neutral 2-1)

(3-set: 18-1; 4-set: 5-2; 5-set: 1-3)

Big Ten: 16-4 (Home: 9-1, Away 7-3)

(3-set: 12-1; 4-set: 3-1; 5-set: 1-2)

Date	Opponent	Time
<b>AUG. 28</b>	<b>HOTELRED INVITATIONAL</b>	
	vs. Western Kentucky	L, 1-3
<b>AUG. 29</b>	<b>HOTELRED INVITATIONAL</b>	
	vs. Colgate	W, 3-0
	vs. Coll of Charleston	W, 3-0
Sept. 4	at ACC/Big Ten Challenge, Louisville, Ky.	
	vs. #18 North Carolina	W, 3-0
Sept. 5	at ACC/Big Ten Challenge, Louisville, Ky.	
	vs. Louisville	W, 3-1
<b>SEPT. 10</b>	<b>BADGER CLASSIC</b>	
	vs. Georgia	W, 3-0
<b>SEPT. 11</b>	<b>BADGER CLASSIC</b>	
	vs. Kent State	W, 3-0
Sept. 18	at Creighton Classic, Omaha, Neb.	
	vs. Kansas State	W, 3-1
Sept. 19	at Creighton Classic, Omaha, Neb.	
	vs. Creighton	W, 3-0
	vs. Arkansas	L, 2-3
Sept. 23	at #1 Penn State (BTN)	L, 0-3
Sept. 27	at #12 Ohio State	L, 2-3
<b>SEPT. 30</b>	<b>#7 ILLINOIS (BTN)</b>	W, 3-1
<b>OCT. 4</b>	<b>NORTHWESTERN</b>	W, 3-0
Oct. 9	at Rutgers	W, 3-0
Oct. 10	at Maryland	W, 3-0
<b>OCT. 14</b>	<b>#11 MINNESOTA</b>	L, 2-3
Oct. 17	at #11 Minnesota	L, 1-3
Oct. 23	at Iowa (BTN)	W, 3-0
Oct. 24	at #3 Nebraska	W, 3-1
<b>OCT. 30</b>	<b>#17 PURDUE (BTN)</b>	W, 3-1
<b>NOV. 1</b>	<b>INDIANA</b>	W, 3-0
<b>NOV. 6</b>	<b>#25 MICHIGAN</b>	W, 3-0
<b>NOV. 8</b>	<b>MICHIGAN STATE (ESPN2)</b>	W, 3-0
Nov. 11	at Michigan (BTN)	W, 3-0
<b>NOV. 14</b>	<b>IOWA</b>	W, 3-0
Nov. 18	at #18 Illinois (BTN)	W, 3-2
<b>NOV. 22</b>	<b>#16 OHIO STATE</b>	W, 3-0
<b>NOV. 25</b>	<b>RUTGERS</b>	W, 3-0
Nov. 28	at #14 Purdue	W, 3-0

**DEC. 3** **NCAA FIRST ROUND**  
IOWA STATE VS. MIAMI (FLA.) 5 p.m.  
WISCONSIN VS. OREGON 7:30 p.m.  
**DEC. 3** **NCAA SECOND ROUND** 8 p.m.

Dec. 11-12 at NCAA Regionals  
Austin, Texas  
Dec. 17&19 at NCAA Championship,  
CenturyLink Center, Omaha, Neb.

All home matches, in **CAPS**, held at the UW Field House,  
1450 Monroe St. All times Central.  
# AVCA rank at time of match

## No. 6 WISCONSIN (24-6) vs. OREGON (16-13)

THURSDAY, DEC. 3 ■ 7:30 P.M. ■ UW FIELD HOUSE ■ MADISON, WIS.

Video.....BTN Plus  
Radio.....The Mic 92.1 with Jon Arias and Pete Waite  
Live Stats.....Gametracker  
Mobile App.....Badger Gameday  
All-Time vs. Oregon.....Oregon leads 1-0  
All-Time in Madison.....First Meeting  
Last Meeting.....Oregon swept UW 3-0 on Sept. 7, 1984



### WISCONSIN BADGERS

Head Coach.....Kelly Sheffield  
Record at UW (Years).....83-19 (3rd)



### OREGON DUCKS

Head Coach.....Jim Moore  
Record at Purdue (Years).....227-123 (11th)

- The No. 6-seed Badgers (24-6, 16-4 Big Ten) make their third-straight NCAA tournament appearance when they host first and second-round matches on Thursday-Friday in the UW Field House.  
Iowa State (18-10, 11-5 Big 12), coached by former UW assistant coach Christy Johnson Lynch, takes on Miami (Fla.) (21-9, 14-6 ACC) in the first match on Thursday at 5 p.m. Wisconsin faces Oregon (16-13, 10-10 Pac-12) in the second match on Thursday at 7:30 p.m. First-round winners will advance to the second round match on Friday at 7 p.m.
- The Badgers are 37-18 (.673) in 18 years of NCAA tournament play. Wisconsin advanced to the NCAA championship match in 2013 and the NCAA Regional final in 2014.
- Wisconsin extended its winning streak to 12 matches with two 3-0 wins last week. The Badgers swept Rutgers and No. 14 Purdue to wrap up the Big Ten season 16-4. It is UW's longest winning streak of the season and tied for the 11th nationally among longest active winning streaks.
- The Badgers finished third in the 2015 Big Ten standings, UW's third-straight top-four finish under head coach Kelly Sheffield.
- Four Badgers were honored as part of the 2015 All-Big Ten team. Juniors **Lauren Carlini** and **Haleigh Nelson** were first-team selections, with Carlini being one of seven unanimous selections. Carlini was also named the Big Ten Setter of the Year for the second season in a row. Senior **Taylor Morey** earned honorable mention All-Big Ten honors while **Tionna Williams** was a unanimous pick to the Big Ten All-Freshman team.
- Junior **Lauren Carlini** became the 16th Badger to pick up 1,000 career digs, going over the mark with nine saves against Rutgers on Wednesday. She is just the third UW setter to record 3,000 career assists and 1,000 career digs.  
Carlini also became the fifth Wisconsin setter and 42nd player in the Big Ten when she hit 4,000 career assists at Purdue on Saturday.
- Junior **Lauren Carlini** was named the Big Ten Setter of the Week after averaging 13.67 assists per set on the week. The 6-1 setter broke her own three-set, 25-point rally scoring record with 49 assists at Purdue on Saturday. She also added 2.67 digs and 1.17 blocks per set on the week in leading the Badgers to wins over Rutgers and Purdue.

## 2015 Roster

### Probable Starters

No.	Name	Pos.	Yr.	KPS	%	APS	SAPS	DPS	BPS	Other
1	Lauren Carlini	S	Jr.	0.76	.253	11.91	0.15	2.75	0.82	4,000 career assists at Purdue
2	Romana Krišková	OH	RS Jr.	2.29	.266	0.04	0.00	0.45	0.75	1,000 career kills at Maryland
3	Lauryn Gillis	OH	So.	3.13	.227	0.14	0.01	2.10	0.36	Career high 20K at Minnesota
4	Kelli Bates	OH	So.	3.09	.207	0.29	0.15	2.75	0.57	10 double-doubles this year
6	Taylor Morey	L	Sr.	0.01	.000	0.77	0.18	4.51	0.00	Team dig leader in 24 matches
11	Tionna Williams	MB	Fr.	2.21	.318	0.03	0.00	0.20	1.34	Career high 16K vs. Arkansas
13	Haleigh Nelson	MB	Jr.	2.65	.422	0.10	0.27	0.61	1.27	18K vs. Arkansas and at Illinois

### Off the Bench

7	Amber MacDonald	DS	Fr.	0.00	.000	0.33	0.10	1.99	0.00	Double-figure digs in 7 matches
14	Madison Duello	OH	Fr.	0.40	.037	0.03	0.06	0.36	0.15	Career high 2SA vs. Rutgers

Wisconsin  
Opponents  
14.31 .267 13.64 0.90 15.58 2.76  
11.72 .161 11.21 0.81 13.71 2.20

Head Coach: Kelly Sheffield (UW Record: 83-19/3rd year; Career Record: 356-131/15th year)

Assistant Coaches: Brittany Dildine, Gary White

Volunteer Assistant Coach: Megan Campbell

Director of Operations: Jessica Williams



www.facebook.com/WisconsinVolleyball



@BadgerVB



wisconsinvolleyball

## AVCA TOP 25 COACHES POLL, 11-30

No.	School (1st place)	Points	Record	Last
1	Washington (42)	1569	28-2	2
2	USC (18)	1503	30-2	1
3	Texas	1472	25-2	3
4	Minnesota (4)	1426	26-4	4
5	Nebraska	1345	26-4	5
6	Stanford	1240	22-6	6
7	Hawai'i	1147	26-1	8
8	Penn State	1138	26-5	7
9	Kansas	1088	26-2	9
10	<b>Wisconsin</b>	<b>1083</b>	<b>24-6</b>	<b>10</b>
11	BYU	924	26-3	11
12	UCLA	910	23-7	13
13	Colorado State	830	26-3	12
14	Ohio State	652	23-9	16
15	Texas A&M	646	23-6	19
16	Florida	620	22-6	17
17	Purdue	602	22-9	14
18	Louisville	532	24-6	15
19	Florida State	414	24-7	20
20	Western Kentucky	328	31-3	21
21	Illinois	320	19-12	18
22	Kentucky	255	21-9	24
23	North Carolina	199	20-9	22
24	Arkansas State	127	28-1	25
25	Missouri	101	26-5	NR

Others receiving votes: Creighton 81; Arizona 80; Michigan 49; Colorado 33; Long Beach State 28; San Diego 19; SMU 17; Arizona State 8; Loyola Marymount 5; Wichita State 3

## RICKKERN.COM POLL, 11-30

No.	School	Points
1	Washington	475
2	USC	455
3	Texas	445
4	Minnesota	440
5	Nebraska	420
6	Stanford	391
7	<b>Wisconsin</b>	<b>377</b>
8	Penn State	374
9	Hawaii	352
10	Kansas	325
11	BYU	318
12	UCLA	318
13	Colorado State	260
14	Purdue	251
15	Ohio State	251
16	Texas A&M	249
17	Florida	220
18	Illinois	201
19	Michigan	181
20	Louisville	160
21	Arizona	148
22	Florida State	145
23	Colorado	124
24	Kentucky	107
25	North Carolina	101

Others receiving votes: Missouri 98; Western Kentucky 75; Arizona State 50; Oregon 47; San Diego 25; Arkansas State 21; Long Beach State 16; Michigan State 9; Iowa State 7; New Mexico State 3; Loyola Marymount 1

### BADGERS REMAIN 10TH IN NATIONAL POLL

For the third straight week, the Badgers are ranked 10th in the AVCA Coaches Top-25 poll, released Nov. 30.

Washington (28-2) took over the top spot for the first time this season while USC (30-2) fell to second. Texas (25-2), Minnesota (26-4) and Nebraska (26-4) round out the top five, respectively.

Penn State (26-5) drops one place to eighth with the Badgers being the next Big Ten team. Ohio State (23-9) moves up to spots to 14th while Purdue (22-9) drops three to 17th. Illinois (19-12) falls three spots to 21st. Michigan receives votes.

### WISCONSIN DROPS TO FIFTH IN NCAA RPI

The Badgers dropped one spot to fifth in the NCAA RPI, released Nov. 28. The RPI is one of the tools used by the NCAA committee to select teams to the post-season tournament.

Texas (25-2) remained first Minnesota (26-4) moved into second. USC (30-2) dropped to third with Nebraska (26-4) moving up to fourth.

Penn State (26-5) is the next Big Ten team at 10th. Ohio State (23-9) drops to 17th while Illinois (19-12) falls to 29th.

### CARLINI, NELSON EARN ALL-BIG TEN HONORS

Four Badgers were honored as part of the 2015 All-Big Ten team. Juniors **Lauren Carlini** and **Haleigh Nelson** were first-team selections, with Carlini being one of seven unanimous selections. Carlini was also named the Big Ten Setter of the Year for the second season in a row. Senior **Taylor Morey** earned honorable mention All-Big Ten honors while **Tionna Williams** was a unanimous pick to the Big Ten All-Freshman team.

Carlini earns her third straight All-Big Ten honor, becoming just the fourth Badger to earn three awards. Nelson is a first-time honoree while Williams is the 17th rookie named to the All-Freshman team since the award was begun in 1999. Two first-team honorees also marks the 13th time in program history that Wisconsin has had multiple first-team picks.

### WINNING STREAK AT 12

Wisconsin extended its winning streak to a season-best 12 matches with two 3-0 sweeps last week. The Badgers swept Rutgers at home before wrapping up the Big Ten season with a 3-0 win at No. 14 Purdue. It is currently tied for 11th among the nation's longest winning streaks.

The Badgers won 22 straight matches during the 2014 season, setting a school record for consecutive matches won.

### AGAINST THE TOP 25

The Badgers improved to 8-4 against top-25 team with a 3-0 win over No. 14 Purdue on Saturday.

UW picked up wins over No. 18 North Carolina, No. 7 Illinois, Nov. 3 Nebraska, No. 17 Purdue, No. 25 Michigan, No. 18 Illinois and No. 16 Ohio State. Losses came at the hands of No. 1 Penn State, No. 12 Ohio State and No. 11 Minnesota (twice).

Wisconsin also defeated Louisville, now ranked 18th, and North Carolina, now ranked 23rd, while losing to Western

Kentucky, now ranked 20th.

Wisconsin has the 13th toughest schedule in the nation this season, based on an NCAA ranking.

### CARLINI EARNS 1,000 DIGS, 4,000 ASSISTS

Junior **Lauren Carlini** became the 16th Badger to pick up 1,000 career digs, going over the mark with nine digs against Rutgers on Nov. 25. She has 1,010 digs in her career.

The 6-1 setter also picked up career assist No. 4,000 at Purdue on Saturday. She currently ranks fifth at UW with 4,015 helpers. Carlini is also the 42nd Big Ten setter to record 4,000 assists.

She is just the second UW setter to record 4,000 career assists and 1,000 career digs, following Laura Abbinante (1993-96) with 5,833 assists and 1,246 digs.

On the UW career record list, Carlini also ranks fifth in assists per set (11.41), tied for ninth in digs per set (2.87) and second with 54 double-doubles.

### GREAT VOLLEYBALL

During their 12-match winning streak, the Badgers have put up some impressive number on offense and defense.

UW	Last 12 matches	OPP
14.77	Kills per set	11.12
.292	Hitting %	.143
14.02	Assists per set	10.62
1.05	Aces per set	0.77
15.50	Digs per set	12.82
2.83	Blocks per set	2.12

### CARLINI SETS MATCH RECORD

Junior **Lauren Carlini** broke her own three-set, 25-point rally scoring record with 49 assists at Purdue on Saturday.

The 6-1 setter had a then-record 44 assists vs. Michigan on Nov. 6. She set the record with 43 assists vs. Colgate on Sept. 21, 2013, and tied that when the Badgers played Colgate on Aug. 29, 2015.

The Badgers had 51 assists as a team against the Boilermakers, just one short of the UW record of 52 helpers set vs. California on Dec. 7, 2013.

### "KRUSH" KOVA

Redshirt junior **Romana Krišková** hit a season-best .750 (13 kills-1 error-16 attempts) against Purdue on Saturday. It was also a season-high for a Badger in a three-set match.

The 6-2 right-side hitter has recorded double-figure kills in three of her last four matches. She is averaging 2.71 kills per set and hitting .304 over the four-match stretch.

On the season, Kriskova is averaging 2.29 kills per set, for fourth on the team, while hitting .266. She also ranks fourth on the squad with 0.75 blocks per set.

### WHAT YOU TALKIN' ABOUT GILLIS

Sophomore **Lauryn Gillis** has gotten back on track with her hitting the last two matches. The 6-0 outside hitter has put away double-figure kills the last two matches and is averaging 4.17 kills per set.

Gillis had 11 kills vs. Rutgers and added a match-high 14 kills at Purdue. She is also hitting .316 over the stretch.

The outside also had 16 digs the last two matches to average 2.67 digs per set.

On the season, Gillis leads the Badgers with 3.13 kills per set while hitting .227. She also adds 2.10 digs per set.

### FIELD HOUSE THE PLACE TO BE

Wisconsin is on track to set a season record for attendance after five sell outs of 6,012 this season. The Badgers have drawn more than 4,200 fans in 13 of 15 homes matches this year.

The Badgers rank third nationally with 5,042 fans per match, which would rank second all time at UW. The school record is 5,050 spectators per match, set in 2007. Wisconsin has drawn 75,633 fans this season, which ranks second all time to the Badger record of 75,750 set in 2007.

The attendance average goes up to 5,492 for Big Ten matches, which ranks second all time. UW's record is 5,970, also set in 2007.

### BLOCKING BADGERS

Wisconsin has the best middle blocking duo in the Big Ten. Freshman **Tionna Williams** ranks fourth in the conference with 1.34 blocks per set while junior **Haleigh Nelson** is fifth with 1.27 blocks per set.

The duo also ranks among the top players in the conference in hitting percentage. Nelson is second at .422 and Williams is 14th at .318.

### BADGERS ON CAREER RECORD LISTS

Junior **Lauren Carlini** has 4,015 career assists and needs 51 assists to move into fourth, a position currently held by Morgan Shields (1999-2002), with 4,076 helpers.

Senior **Taylor Morey** ranks fifth on the UW career record list for digs, going over 1,400 saves with 27 digs at Illinois on Nov. 18. The 5-6 libero has 1,455 saves at UW and 1,926 digs in her career. Morey needs 98 digs to move into fourth, currently held by Kim Kuzma (2007-10) with 1,553 saves. Morey also ranks fourth in digs per set at UW with 3.96.

Junior **Haleigh Nelson** continues to rank second in career hitting percentage at .365, off the UW record of .366 held by Sherisa Livingston (1998-2001), and seventh in blocks per set with 1.23. The 6-4 middle blocker moved into eighth in career block assists with 411. She needs three total blocks to move into the top 10.

### BIG TEN SEASON RECORDS FALL

Juniors **Lauren Carlini** and **Haleigh Nelson** broke their own UW season records under 25-point rally scoring in Big Ten-only matches for assists per set and hitting percentage, respectively. Freshman **Tionna Williams** also set the season record for total blocks.

#### Hitting % (150 att. min.)

1. *Haleigh Nelson* .432 (191-28-377) 2015
2. *Haleigh Nelson* .376 (158-31-335) 2014

#### Assists Per Set

1. *Lauren Carlini* 11.99 (839 in 70) 2015
2. *Lauren Carlini* 11.15 (680 in 61) 2014

#### Total Blocks

1. *Tionna Williams* 96 2015
- Haleigh Nelson* 96 2013
3. *Haleigh Nelson* 88 2015

Carlini and Nelson are also on track to break the same records in all matches. Nelson's season hitting percentage would be the best ever for a Badger, topping Sherisa Livingston's school record .402 set in 2001.

Williams and Nelson also rank among the top-three players in blocks per set. Williams is first while Nelson is currently third.

As a team, Wisconsin is on track to break its season record for assists per set (13.64) and blocks per set (2.76).

### ALL MATCHES

#### Hitting % (400 att. min.)

1. *Haleigh Nelson* .422 (278-45-552) 2015
2. *Haleigh Nelson* .359 (260-62-551) 2014

#### Assists Per Set

1. *Lauren Carlini* 11.91 (1251 in 105) 2015
2. *Lauren Carlini* 11.23 (1292 in 115) 2014

#### Blocks Per Set

1. *Tionna Williams* 1.34 (134 in 100) 2015
2. *Haleigh Nelson* 1.33 (152 in 114) 2014
3. *Haleigh Nelson* 1.27 (133 in 105) 2015

#### Assists Per Set

1. 13.64 (1432 in 105) 2015
2. 13.37 (1551 in 116) 2014

#### Blocks Per Set

1. 2.76 (289.5 in 105) 2015
2. 2.61 (303.0 in 116) 2014

### BADGERS TOPS AMONG ACTIVE PLAYERS

Three Badgers rank among the top active statistical leaders for all collegiate players, according to an NCAA list released Nov. 23.

**Lauren Carlini** is the only junior among the top-25 active players in total assists. She has 4,015 assists, which ranks 18th. The 6-1 setter also ranks fifth in assists per set with 11.41.

Senior **Taylor Morey** is 16th in total digs with 1,926. She is also tied for 13th in sets played with 481 and tied for 20th in matches played with 132.

Junior **Haleigh Nelson** is 15th with 1.23 blocks per set, 17th with 449 total blocks and 22nd in hitting percentage at .365.

### BADGERS IN THE NATIONAL STATS

Wisconsin ranks 11th nationally with 13.64 assists per set, according to the NCAA stats released Nov. 9. UW is also 19th in kills per set (14.31), 23rd in blocks per set (2.76), 23rd in hitting percentage (.267), and 26th in W/L percentage (.800). The Badgers rank in the top 30 in every categories except service aces and digs per set.

Individually, **Lauren Carlini** is seventh nationally with 11.91 assists per set. **Haleigh Nelson** is 11th in hitting percentage (.422) and 42nd in blocks per set (1.27). **Tionna Williams** is 28th in blocks per set (1.34). **Taylor Morey** ranks 93rd in digs per set (4.51).

### CARLINI, BADGERS LEAD THE BIG TEN

Junior **Lauren Carlini** leads the Big Ten with 11.91 assists per set while the Badgers lead the league with 13.64 assists per set this season. UW also allows the fewest kills per set at 11.71.

In Big Ten-only matches, UW led the conference in assists per set (13.56), opponents kills per set (11.86) and opponent assists per set (11.33). Carlini also led the



	Overall		Big Ten	
1. Minnesota	26-4	.867	18-2	.900
2. Nebraska	26-4	.867	17-3	.850
3. <b>Wisconsin</b>	<b>24-6</b>	<b>.800</b>	<b>16-4</b>	<b>.800</b>
4. Penn State	26-5	.839	15-5	.750
5. Purdue	22-9	.710	13-7	.650
6. Ohio State	23-9	.719	12-8	.600
7. Illinois	19-12	.613	10-10	.500
Michigan State	18-13	.581	10-10	.500
9. Michigan	19-12	.613	9-11	.450
10. Indiana	16-16	.500	6-14	.300
Northwestern	14-17	.452	6-14	.300
12. Maryland	15-19	.441	5-15	.250
13. Iowa	12-21	.364	2-18	.100
14. Rutgers	4-28	.125	1-19	.050

### ALL MATCHES-Team Statistics

3. Hitting Percentage	.267
2. Opponent Hitting Percentage	.160
2. Kills per set	14.31
1. Opponent kills per set	11.71
1. Assists per set	13.64
3. Opponent assists per set	11.20
12. Aces per set	0.90
3. Opponent aces per set	0.81
4. Digs per set	15.58
5. Opponent Digs per set	13.71
4. Blocks per set	2.76
6. Opponent Blocks per set	2.20

### ALL MATCHES-Individual Statistics

Hitting Percentage:	2. <i>Haleigh Nelson</i>	.422
	14. <i>Tionna Williams</i>	.318
Kills:	12. <i>Lauryn Gillis</i>	3.13
	T14. <i>Kelli Bates</i>	3.09
Assists:	1. <i>Lauren Carlini</i>	11.91
Aces:	11. <i>Haleigh Nelson</i>	0.27
Digs:	3. <i>Taylor Morey</i>	4.51
Blocks:	2. <i>Tionna Williams</i>	1.39
	5. <i>Haleigh Nelson</i>	1.27

### BIG TEN MATCHES-Team Statistics

2. Hitting Percentage	.271
2. Opponent Hitting Percentage	.167
2. Kills per set	14.14
1. Opponent kills per set	11.86
1. Assists per set	13.56
1. Opponent assists per set	11.33
11. Aces per set	0.99
3. Opponent aces per set	0.81
3. Digs per set	15.29
5. Opponent Digs per set	13.76
5. Blocks per set	2.76
4. Opponent Blocks per set	2.12

### BIG TEN MATCHES-Individual Statistics

Hitting percentage:	1. <i>Haleigh Nelson</i>	.432
	10. <i>Tionna Williams</i>	.325
Assists:	1. <i>Lauren Carlini</i>	11.99
Aces:	11. <i>Haleigh Nelson</i>	0.27
Digs:	5. <i>Taylor Morey</i>	4.33
Blocks:	3. <i>Tionna Williams</i>	1.39
	6. <i>Haleigh Nelson</i>	1.26



## NCAA RPI, NOV. 28

No.	School (1st place)	Conference	Record
1	Texas	Big 12	25-2
2	Minnesota	Big Ten	26-4
3	Southern California	Pac-12	30-2
4	Nebraska	Big Ten	26-4
5	<b>Wisconsin</b>	<b>Big Ten</b>	<b>24-6</b>
6	Texas A&M	Southeastern	23-6
7	Florida	Southeastern	22-6
8	Kansas	Big 12	26-2
9	Washington	Pac-12	28-2
10	Penn State	Big Ten	26-5
11	UCLA	Pac-12	23-7
12	Stanford	Pac-12	22-6
13	Western Kentucky	Conference USA	31-3
14	BYU	West Coast	26-3
15	Creighton	Big East	25-8
16	Arkansas State	Sun Belt	28-1
17	Ohio State	Big Ten	23-9
18	Missouri	Southeastern	26-5
19	Louisville	Atlantic Coast	24-6
20	Colorado State	Mountain West	26-3
21	Kentucky	Southeastern	21-9
22	Dayton	Atlantic 10	26-5
23	Iowa State	Big 12	18-10
24	North Carolina	Atlantic Coast	20-9
25	Florida State	Atlantic Coast	24-7
26	Hawaii	Big West	26-1
27	Loyola Marymount	West Coast	22-8
28	Wichita State	Missouri Valley	26-8
29	Illinois	Big Ten	19-12
30	San Diego	West Coast	21-9

## NATIONAL ATTENDANCE NOV. 29

School	Conference	Total	Avg.	#
1 Nebraska	Big Ten	131,484	8,218	16
2 Hawaii	Big West	131,187	6,905	19
3 <b>Wisconsin</b>	<b>Big Ten</b>	<b>75,633</b>	<b>5,042</b>	<b>15</b>
4 Penn St.	Big Ten	61,282	4,085	15
5 Minnesota	Big Ten	52,113	4,009	13
6 Texas	Big 12	43,886	2,743	16
7 Purdue	Big Ten	40,379	2,524	16
8 Illinois	Big Ten	39,260	3,020	13
9 Colorado St.	Mntn West	38,584	2,270	17
10 Michigan St.	Big Ten	37,333	2,872	13
11 Washington	Pac-12	36,421	2,428	15
12 Iowa St.	Big 12	34,113	2,624	13
13 Missouri	SEC	32,477	2,952	11
14 Louisville	ACC	32,228	2,149	15
15 Wichita St.	Mo Valley	31,650	2,261	14
16 Ohio	Mid-American	30,906	2,208	14
17 USC	Pac-12	30,260	1,780	17
18 Creighton	Big East	29,905	1,661	18
19 Arizona St.	Pac-12	28,182	1,879	15
20 Stanford	Pac-12	28,167	2,012	14
21 UNI	Mo Valley	27,329	2,277	12
22 Florida	SEC	26,312	2,193	12
23 Ohio St.	Big Ten	24,755	1,904	13
24 Kentucky	SEC	24,334	1,738	14
25 Arizona	Pac-12	23,391	1,462	16
26 Michigan	Big Ten	23,021	1,439	16
27 Iowa	Big Ten	22,754	1,338	17
28 Kansas St.	Big 12	22,362	2,033	11
29 North Carolina	ACC	21,550	1,539	14
30 Colorado	Pac-12	21,244	1,250	17

league with 11.99 assists in conference play while junior **Haleigh Nelson** had the top hitting percentage at .432.

### SPOTTING THE TRENDS

The Badgers are 19-1 when an opponent hits under .200 and 18-0 when they win the first two sets. UW is 21-2 when it wins the first set and 18-1 in three-set matches. Wisconsin is 23-2 when it has a higher hitting percentage, 22-3 when it has more kills, 16-0 when it has more service aces, 21-4 when it has more digs and 17-2 when it has more blocks.

### DOUBLING UP

The Badgers have 27 double-doubles this season, including a team-high 13 from junior **Lauren Carlini**. The 6-1 setter has recorded all of her double-doubles in assists and digs. She has 54 career double-doubles, which ranks second all-time at Wisconsin. Carlini needs seven more double-doubles to move into first, a position held by Laura Abbinante (1993-96) with 61 career double-doubles.

Sophomore **Kelli Bates** has 10 double-doubles in kills and digs this season. The 5-11 outside hitter has upped her career total to 17.

Sophomore **Laurny Gillis** has four double-doubles as a Badger and two double-doubles as a freshman at USC to bring her career total to six.

### IRON BADGERS

Senior **Taylor Morey** has played in all 102 matches and 367 sets in the Cardinal and White. The 5-6 libero hasn't missed a match as a Badger and also played in all 30 matches and 114 sets at Notre Dame as a freshman. She has played in 132 consecutive matches and 481 sets in her career.

Junior **Haleigh Nelson** has played in all 102 matches as a Badger and 364 of 367 sets at UW. The 6-4 middle blocker missed one set as a freshman and two sets as a sophomore.

Junior **Lauren Carlini** has played in 98 of 102 matches and 352 of 367 sets. The 6-1 setter missed three of the first four matches of her career due to a leg injury.

Sophomore **Kelli Bates** has played in all 64 matches and all 221 sets in the Cardinal and White.

### COUNTING DOWN

Two Badgers are counting down to career milestones.

- Junior **Lauren Carlini** is 10 aces away from 100 scores.
- Junior **Haleigh Nelson** needs 10 kills for 800 in her career.

### I GOT THAT!

Four Badgers passed career milestones against Rutgers and Purdue last week.

- Junior **Lauren Carlini** had nine digs vs. Rutgers to go over 1,000 for her career. She has 1,010 in her third season. The setter also picked up career assist No. 4,000 at Purdue on Saturday. Carlini has 4,015 helpers in her third season.
- Freshman **Amber MacDonald** recorded 11 digs at Purdue to surpass 200 career saves. She has 209 digs in her rookie season.

- Senior **Taylor Morey** had a match-high 13 digs against Rutgers to earn 1,900 for her career. She has 1,926 saves in her fourth season.
- Redshirt junior **Romana Krišková** had 13 kills at Purdue to go over 1,100 career putaways. She has 1,106 in her third season.

### ON TRACK FOR CAREER SEASONS

Six Badgers are having the best seasons of their careers in at least one statistical category in 2015.

- **Kelli Bates** is averaging a season-best 3.09 kills per set while hitting a season-best .207. She has 16 service aces, double her freshman year total of eight. Bates has also upped her digs to 2.74 per set this season.
- **Tori Blake** is averaging a career best 1.00 kills and 0.58 blocks per set this season. She has already surpassed her sophomore year totals with 19 kills and 11 blocks.
- **Lauren Carlini** is averaging a season-best 11.91 assists and 0.82 blocks per set.
- **Laurny Gillis** is averaging a season-best 3.13 kills per set while hitting .227. She also adds season bests of 2.10 digs and 0.36 blocks per set.
- **Haleigh Nelson** is putting away a season-best 2.65 kills per set while hitting .422. She is also averaging a season-best 0.27 service aces per set, scoring on 28 aces and surpassing her sophomore total of 18.

### MOREY FINALIST FOR SENIOR CLASS AWARD

Senior **Taylor Morey** was named a top-10 finalist for the Senior CLASS award on Friday. An acronym for Celebrating Loyalty and Achievement for Staying in School®, the award focuses on the total student-athlete and encourages students to use their platform in athletics to make a positive impact as leaders in their communities.

To be eligible for the award, a student-athlete must be classified as an NCAA Division I senior and have notable achievements in four areas of excellence: community, classroom, character and competition.

Morey, a 5-6 libero, is the first Wisconsin volleyball player recognized since the award was begun in 2010 and the only Big Ten player in the top 10.

### FINALLY WINNING IN FIVE

UW won its first five-set match of the season on Nov. 18, downing No. 18 Illinois 3-2. Wisconsin is 1-3 in five-set matches, including a 1-2 mark in Big Ten play, this season.

The Badgers lost five-set matches to Arkansas, No. 12 Ohio State and No. 11 Minnesota.

### GUTTING OUT A WIN

The Nov. 18 win at Illinois also marked the first time this season Wisconsin won when it had a lower hitting percentage than its opponent. The Badgers hit .160 compared to the Illini at .200.

Opponents have hit better than .200 in only nine matches this season. UW has recorded a better hitting percentage than its foes in 22 matches this season.

### THAT'S A LOT OF POINTS

On Nov. 6, Wisconsin won the first set over Michigan 32-30, marking the most points scored in a 25-point rally scored set since Nov. 2, 2013. The total ties for third all time with the record being 34 points at Michigan State on Oct. 7, 2011.

The Wolverines served for set point four times in the first period while the Badgers converted on their third set point.

#### Most points in 25-point rally scoring set

34	at Michigan State	10/7/11	W	34-32
33	at Purdue	11/2/13	W	33-31
32	vs. Penn State	11/6/11	L	32-34
32	at Nebraska	10/5/13	W	32-30
32	vs. Michigan	11/6/15	W	32-30

#### IMPRESSIVE NON-CONFERENCE RECORD

Wisconsin wrapped up the non-conference season with an 8-2 record, marking the third straight season under head coach Kelly Sheffield that the Badgers have won at least eight matches during pre-Big Ten play.

UW was 11-1 in 2013 and 9-1 in 2014 to make Sheffield 28-4 (.875) in his three season at Wisconsin.

#### 900 WINS FOR PROGRAM

UW volleyball picked up its 900th program win on Sept. 19 with a 3-0 victory at Creighton. Wisconsin has an all-time record of 912-513-12 in its 42nd year of play.

The Badgers joined six other Big Ten schools with 900-or-more wins.

#### BIG TEN OPENERS

The Badgers dropped to 20-14 in Big Ten openers after losing at Penn State on Wednesday. UW also dropped to 8-8 on the road. All records date back to 1982 when women's athletics were officially added to the conference.

For the first time since 2010, Wisconsin opened the Big Ten season 0-2. The Badgers fell at No. 1 Penn State, 3-0,

on Wednesday and were edged at No. 12 Ohio State, 3-2, on Sunday.

#### MOREY ON THE SERVE

Senior **Taylor Morey** served 15 straight times, scoring 14 straight points, in the second set against Georgia on Sept. 10. The 5-6 libero's serve helped the Badgers go from a 10-3 lead to 24-3.

The NCAA 25-point rally scoring record is 19 straight by Alison Woods of UAB against Alcorn on Sept. 4, 2009.

The Big Ten record is 18 by Meredith Nelson of Minnesota vs. Northwestern on Nov. 11, 2006.

#### WINNING IN LINCOLN

The Badgers downed No. 3 Nebraska 3-1 on Oct. 24 in Lincoln, marking the first time in program history that the Badgers have won on the Huskers' home court, ending an eight-match losing streak.

#### KRISKOVA HITS 1,000 CAREER KILLS

Redshirt junior **Romana Krišková** picked up her 1,000th career kill at Maryland on Oct. 10. The 6-2 right-side hitter has 1,036 kills after transferring from VCU.

Kriskova had 884 kills in her two seasons at VCU and has 205 kills at UW.

#### CARLINI, MOREY NAMED PRESEASON ALL-BIG TEN

Junior **Lauren Carlini** was a unanimous pick to the 2015 Big Ten Preseason team while senior **Taylor Morey** also earned a spot on the 14-player honor squad. The Badgers are picked to finish fourth in the 2015 conference race by a vote of the league coaches.

## 2015 RECORD WHEN ...

Overall: 24-6

Home: 14-2

Away: 9-3

Neutral: 2-1

Three-set match: 18-1

Four-set match: 5-2

Five-set match: 1-3

Win first set: 21-2

Lose first set: 1-4

Win first two sets: 18-0

Lose first two sets: 0-2

Against top-25 teams: 8-4

Against unranked teams: 15-2

On television: 6-1

Big Ten: 16-4/3rd

Home: 9-1

Away: 7-3

Three-set match: 12-1

Four-set match: 3-1

Five-set match: 1-2

Win first set: 14-1

Lose first set: 1-3

Win first two sets: 12-0

Lose first two sets: 0-2

Against top-25 teams: 7-4

Against unranked teams: 9-0

On television: 6-1

Higher hitting % than opponent: 23-2

Lower hitting % than opponent: 1-4

Hit over .400: 3-0

Hit over .300: 12-0

Hit over .200: 22-4

Hit under .200: 2-2

Opponent hits under .200: 18-1

More kills than opponent: 22-3

Fewer kills than opponent: 1-3

Same kills as opponent: 1-0

More service aces than opponent: 15-0

Fewer service aces than opponent: 5-6

Same service aces as opponent: 4-0

More digs than opponent: 21-4

Fewer digs than opponent: 2-2

Same digs as opponent: 1-0

More blocks than opponent: 17-2

Fewer blocks than opponent: 5-3

Same blocks as opponents: 2-1

On Wednesday: 4-2

On Thursday: 1-0

On Friday: 7-1

On Saturday: 8-2

On Sunday: 4-1

In August: 2-1

In September: 7-3

In October: 6-2

In November: 9-0

In December: 0-0

Current set winning streak: 10

Current set losing streak: 0

Longest set winning streak: 18

Longest set losing streak: 4

Current match winning streak: 12

Current match losing streak: 0

Current Big Ten winning streak: 12

Current Big Ten losing streak: 0

Longest match winning streak: 12

Longest match losing streak: 3

Current home winning streak: 7

Current home losing streak: 0

Current home Big Ten winning streak: 7

Current home Big Ten losing streak: 0

## Career Countdown

Milestone	Name	# Needed
800 kills	Haleigh Nelson	10
700 kills	Kelli Bates	45
500 kills	Lauryn Gillis (Career)	23
100 aces	Lauren Carlini	10
1500 digs	Taylor Morey (UW)	45
600 digs	Romana Krišková (Career)	35
	Kelli Bates	45
300 blocks	Lauren Carlini	30
100 matches	Lauren Carlini	2

4000 assists	Lauren Carlini	at Purdue, 11/28
3000 assists	Lauren Carlini	vs. Kent State, 9/11

1500 digs	Taylor Morey (Career)	vs. N. Carolina, 9/4
1000 digs	Taylor Morey (UW)	vs. Colgate, 8/29
	Lauren Carlini	vs. Rutgers, 11/25
900 digs	Lauren Carlini	at Minnesota, 10/17
800 digs	Lauren Carlini	at Creighton, 9/19
600 kills	Kelli Bates	at Michigan, 11/11
500 digs	Kelli Bates	vs. Michigan State, 11/8
400 digs	Kelli Bates	vs. Northwestern, 10/4
300 digs	Kelli Bates	vs. North Carolina, 9/4
300 digs	Lauryn Gillis (Career)	vs. Michigan, 11/6
200 digs	Lauryn Gillis (Career)	vs. Arkansas, 9/19
	Lauryn Gillis (UW)	at Illinois, 11/18
	Amber MacDonald	at Purdue, 11/28
100 digs	Haleigh Nelson	vs. Colgate, 8/29
	Lauryn Gillis (UW)	vs. Illinois, 9/30
	Amber MacDonald	vs. Northwestern, 10/4

400 blocks	Haleigh Nelson	at Nebraska, 10/24
200 blocks	Lauren Carlini	at Louisville, 9/5
	Romana Krišková (Career)	at Rutgers, 10/9
100 blocks	Kelli Bates	at Minnesota, 10/17
	Tionna Williams	vs. Purdue, 10/30
100 matches	Haleigh Nelson	vs. Ohio State, 11/22
	Taylor Morey (UW)	vs. Ohio State, 11/22
400 sets	Taylor Morey (Career)	vs. Kansas St, 9/18
300 sets	Taylor Morey (UW)	at Penn State, 9/23
	Haleigh Nelson	at Ohio State, 9/27
	Lauren Carlini	at Rutgers, 10/9
	Romana Krišková (Career)	at Iowa, 10/23
200 sets	Kelli Bates	vs. Michigan State, 11/8

## Milestone Passed

Milestone	Name	Date
1100 kills	Romana Krišková (Career)	at Purdue, 11/28
1000 kills	Romana Krišková (Career)	at Maryland, 10/10
900 kills	Romana Krišková	vs. Charleston, 8/29
700 kills	Haleigh Nelson	vs. Indiana, 11/1
600 kills	Haleigh Nelson	at Penn State, 9/23
500 kills	Kelli Bates	at Maryland, 10/10
400 kills	Kelli Bates	vs. Georgia, 9/10
	Lauryn Gillis (Career)	vs. Michigan, 11/6
300 kills	Lauryn Gillis (Career)	at Rutgers, 9/9
	Lauren Carlini	vs. Iowa, 11/16
	Lauryn Gillis (UW)	vs. Ohio State, 11/22
200 kills	Lauryn Gillis (Career)	at Louisville, 9/5
	Tionna Williams	at Illinois, 11/18
	Romana Krišková (UW)	vs. Ohio State, 11/22
100 kills	Tionna Williams	at Rutgers, 10/9

## 2015 QUICK FACTS

Name of School: University of Wisconsin  
City/State: Madison, Wis.  
Population: 240,323  
Founded: 1848  
Enrollment: 43,275 (29,504 undergrad)  
Nickname: Badgers  
Colors: Cardinal (PMS 200) and White  
Arena: Wisconsin Field House/Capacity: 6,012  
Affiliation: NCAA I  
Conference: Big Ten  
Chancellor: Rebecca Blank  
Athletic Director: Barry Alvarez  
Senior Women's Admin/Volleyball: Terry Gawlik  
Athletic Department: (608) 262-1866  
Ticket Office: 1-800-GO BADGERS or (608) 262-1440  
Web site: UWBadgers.com

### HISTORY

First year of volleyball: 1974-75  
All-Time Record/Yrs: 916-513-12 (.640)/42nd year  
All-Time Big Ten Record/Yrs: 401-290 (.580)/41 yrs  
NCAA Tournament Record: 36-17/18 years  
Big Ten Champions: 1990, 1997(co), 2000, 2001, 2014

### ATHLETIC COMMUNICATIONS

Volleyball SID: Diane K. Nordstrom  
Office Phone: (608) 262-9024  
Cell Phone: (608) 658-3644  
Fax: (608) 262-8184  
Email: dkn@athletics.wisc.edu

Field House Press Row: (608) 263-2249  
Mailing/Overnight Address:  
Kellner Hall, 1440 Monroe St.  
Madison, WI 53711  
Twitter: @BadgerVB  
Facebook: WisconsinVolleyball  
Instagram: wisconsinvolleyball

### COACHING STAFF

Head Coach: Kelly Sheffield  
Alma Mater/Year: Ball State, 2001  
Overall Record: 356-131 (14th year)  
Wisconsin Record: 83-19 (3rd year)  
Volleyball Phone: (608) 265-8544  
Volleyball Fax: (608) 265-2524  
Best Time to Reach Coach: Contact SID  
Assistant Coaches: Brittany Dildine, Gary White  
Volunteer Assistant Coach: Megan Campbell  
Director of Volleyball Operations: Jessica Williams  
Mailing/Overnight Address:  
Kellner Hall, 1440 Monroe St.  
Madison, WI 53711

### TEAM INFORMATION

2014 Record: 31-3  
2014 Conference Record/Finish: 19-1/1st  
2014 NCAA Tournament: def. Western Michigan, 3-0; def. Illinois State, 3-0; def. Ohio State, 3-2; lost to Penn State, 1-3  
2014 Final AVCA Rank: 4th  
Starters Returning/Lost: 3 + libero/3  
Letterwinners Returning/Lost: 5/8  
Newcomers: 8

### THREE STARTERS + LIBERO RETURN

With the loss of three starters and nine letterwinners, the Badgers must replace much of their offense.

UW returns 42.5 percent of its kills from 2014. Sophomore **Kelli Bates** led Wisconsin in total kills as a freshman with 331, averaging 2.85 per set. Junior **Haleigh Nelson** ranked fifth on the team with 2.28 kills per set (260 total).

Wisconsin looks good on defense where it returns 67.9 percent of its digs. Senior **Taylor Morey** led the Big Ten with 5.12 digs per set in 2014, leading the Badgers with 594 digs.

Nelson was the Badgers' top blocker last season as they return 52.6 percent of blocks. Nelson averaged 1.33 blocks per set.

### BADGERS TRAVEL OVERSEAS

Three members of the Badger squad traveled overseas during the summer, competing on USA Volleyball or Big Ten teams. It was the first foreign competition for all three players.

Sophomore **Lauryn Gillis** represented Wisconsin as a member of the U.S. Junior National team, winning a gold medal at the Global Challenge in Pula, Croatia.

Senior **Taylor Morey** traveled to China with the U.S. Collegiate National Team, going 3-3 against Chinese collegiate all-star teams and Chinese club teams.

Sophomore **Kelli Bates** traveled to Europe with a Big Ten All-Star team, playing seven matches in Croatia, Slovenia and Italy.

### TRIO NAMED CAPTAINS

Senior **Taylor Morey** as well as juniors **Lauren Carlini** and **Haleigh Nelson** will

serve as team captains for 2015.

Carlini and Nelson also served as captains in 2014 while Morey is in her first season as a captain.

### RECRUITING CLASS RANKS THIRD

The 2015 Wisconsin volleyball recruiting class is ranked third in the annual PrepVolleyball.com list of recruiting classes. It is the highest ranking for the Badger program, topping the 2013 ranking of fourth, since the website began its listings in 2003.

The 2015 class features **Madison Duello**, a 6-3 outside hitter from Kansas City, Missouri; **Hannah Juley**, a 5-10 setter from LaGrange, Illinois; **Amber MacDonald**, a 5-4 libero from Alpharetta, Georgia; **Julia Saunders**, a 6-3 outside hitter from LaGrange, Illinois; **Maddie Smith**, a 6-1 outside hitter/defensive specialist from St. Germain, Wisconsin; and **Tionna Williams**, a 6-2 middle blocker from Fort Wayne, Indiana.

### 2015 PrepVolleyball.com Top Recruiting Classes

- |              |               |
|--------------|---------------|
| 1. Illinois  | 6. Stanford   |
| 2. Texas     | 7. Purdue     |
| 3. Wisconsin | 8. Iowa State |
| 4. Oregon    | 9. California |
| 5. Nebraska  | 10. Kentucky  |

### GATORADE HONOREES

Wisconsin has four Gatorade State Players of the Year on its roster, capped by sophomore **Lauren Carlini** who was named the 2012 Gatorade National Player of the Year.

### Gatorade Players of the Year

Lauren Carlini	National	2012
Lauren Carlini	Illinois	2012
Madison Duello	Missouri	2014
Lauryn Gillis	Indiana	2013
Taylor Morey	Indiana	2010

## Badgers sign three for 2016

Wisconsin signed three student-athletes for the 2016 season. **Sarah Dodd** from Pleasant Prairie, Wisconsin; **M.E. Dodge** from East Troy, Wisconsin; and **Molly Haggerty** from Glen Ellyn, Illinois, join the Badgers next year.

Dodd, a 5-4 defensive specialist, is a 2015-16 AVCA Under Armour honorable mention All-American. She earned second-team all-state honors as a senior, averaging 4.1 digs per set at Tremper High School in Kenosha. Dodd is a three-time Southeast Conference Defensive Player of the Year, leading the Trojans to four conference championships and three regional titles. She also played club volleyball with Wisconsin Juniors, winning the 2014 AAU Open Nationals.

Dodge, a 5-10 defensive specialist, was ranked 57th on PrepVolleyball.com's list of Senior Aces. She was also a 2015-16 AVCA Under Armour second-team All-American. She is a three-time first-team all-state selection at East Troy High School. Dodge totaled 2,153 kills (5.0/set) and 1,506 digs (3.5/set) for her career. The Trojans won the 2014 state championship and finished second in 2015. Dodge was a 2014 MaxPreps All-American and was named the MVP of the 2014 High Performance championship.

A 6-1 outside hitter, Haggerty ranks fifth on PrepVolleyball.com's Senior Aces. She is a 2015-16 AVCA Under Armour first-team All-American and was named the 2014 Gatorade Player of the Year for Illinois. She has aided St. Francis High School to three state championships, playing for a record fourth championship this week-end. Haggerty plays club with Sports Performance and won the 2013 and 2014 AAU National Championships. A two-time USA Volleyball team member, Haggerty won a silver medal at the 2013 FIVB Girls U18 World Championship and a gold medal at the 2014 NORCECA Continental Championship.



# Scouting the Opponents



## Oregon

The Ducks (16-13, 10-10 Pac-12) finished sixth in the conference. Oregon has won four of its last five matches with its only loss coming to No. 2 Washington on Nov. 20. The Ducks swept Arizona State and Oregon State last week.

Senior Marteen Bettendorf, a 6-0 outside hitter, leads the team with 3.50 kills per set. Freshman Lindsey Vander Weide, a 6-3 outside hitter, adds 3.21 kills per set and ranks second on the team with 2.28 digs per set. Sophomore Taylor Agost, a 6-2 outside hitter, chips in 2.67 kills per set while junior Kacey Nady, a 6-2 middle blocker, adds 1.91 kills per set. Nady has a team best .328 hitting percentage and 0.91 blocks per set.

Sophomore Maggie Scott, a 5-10 setter, puts up 9.83 assists per set and adds 2.06 digs per set. Scott also leads the team with 29 service aces (0.28/set). Junior Amanda Benson, a 5-7 libero, has a team-best 4.65 digs per set.

Location: Eugene, Ore.

Enrollment: 24,500

Division: I

Colors: Green and Yellow

Nickname: Ducks

Home Arena (Capacity): Matthew Knight Arena (12,541)

2015 Record: 16-13

2015 Pac-12 Record/Place: 10-10/6th

AVCA Ranking: Not ranked

Starters Returning/Lost: 4+libero/2

Letterwinners Returning/Lost: 7/6

Newcomers: 6

Head Coach: Jim Moore

School Record: 227-123 (11th year)

Career Record: 577-277 (27th year)

Assistant Coaches: Matt Ulmer, Stacy Metro

### vs. Oregon

Oregon leads 1-0

Neutral: Oregon leads 1-0

Date	Place	W/L	Score
9/7/84	Austin, Texas	L	3-15, 3-15, 2-15



## Iowa State

The Cyclones (18-10, 11-5 Big 12) finished third in the conference behind Texas and Kansas.

Iowa State has won two of its last three matches, falling at No. 12 Colorado State at the end of the regular season. ISU downed Texas Tech and Baylor in the previous two matches.

Freshman Jess Schaben, a 6-3 outside hitter, leads the team with 3.21 kills per set. Redshirt junior Morgan Kuhrt, a 6-1 outside hitter, adds 2.57 kills per set while junior Clara Capezio, a 6-3 outside hitter, chips in 2.54 kills per set. Capezio also ranks second on the squad with 2.55 digs per set. Redshirt sophomore Samara West, a 6-4 middle blocker, contributes 2.19 kills per set while leading the Cyclones with 0.87 blocks per set. West also hits a team-best .356.

Sophomore Monique Harris, a 5-9 setter, puts up 10.02 assists per set and adds 2.08 digs per set. She also has a team best 35 service aces (0.35/set) as the Cyclones average an impressive 1.48 aces per set as a team. Senior Caitlin Nolan, a 5-8 libero, averages 5.81 digs per set.

Location: Ames, Iowa

Enrollment: 36,001

Division: I

Colors: Cardinal and Gold

Nickname: Cyclones

Home Arena (Capacity): Hilton Coliseum (8,524)

2015 Record: 18-10

2015 Big 12 Record/Place: 11-5/3rd

AVCA Ranking: Not ranked

Starters Returning/Lost: 5+libero/1

Letterwinners Returning/Lost: 11/5

Newcomers: 6

Head Coach: Christy Johnson-Lynch

School Record: 227-111 (11th year)

Career Record: 227-111 (11th year)

Associate Head Coach: Dawn Sullivan

Assistant Coach: Jon Newman-Gonchar

### vs. Iowa State

Wisconsin leads 3-2

In Madison: Wisconsin leads 3-2

Date	Place	W/L	Score
11/10/84	Madison, Wis.	L	15-10, 11-15, 6-15, 6-15
9/15/90	Madison, Wis.	W	15-10, 15-1, 15-1
9/10/93	Madison, Wis.	W	15-10, 15-8, 15-9
12/2/06	Madison, Wis.	W	30-20, 30-25, 30-27
12/1/07	Madison, Wis.	L	28-30, 25-30, 24-30



## Miami

The Hurricanes (21-9, 14-6 ACC) tied for fourth in the conference. Miami has won three straight

with wins over Wake Forest (3-0), Clemson (3-0) and Georgia Tech (3-1).

Senior Taylor Scott, a 5-9 outside hitter, leads the team with 3.19 kills per set while sophomore Olga Strantzali, a 6-1 ooutside hitter, is right behind at 3.18 kills per set. Junior Kelsie Groot, a 6-1 outside hitter, adds 2.90 kills per set while senior Alexis Mourning, a 6-1 middle blocker, chips in 2.07 kills per set. Mourning has a team-best .344 hitting percentage and 1.08 blocks per set.

Sophomore Haley Templeton, a 6-0 setter, puts up 10.72 assists per set while senior Kalysta White, a 5-5 libero, has a team-high 3.81 digs per set. Groot adds 2.36 digs per set while Strantzali (2.06) and Scott (2.00) also contribute in digs.

The Hurricanes are a big serving team, averaging 1.41 aces per set as a team. Strantzali leads the team with 51 aces (0.46/set).

Location: Coral Gables, Fla

Enrollment: 15,524

Division: I

Colors: Orange, Green and White

Nickname: Hurricanes

Home Arena (Capacity): James L. Knight Sports Complex (1,200)

2015 Record: 21-9

2015 Big 12 Record/Place: 14-6/T4th

AVCA Ranking: Not ranked

Starters Returning/Lost: 5/2

Letterwinners Returning/Lost: 10/3

Newcomers: 6

Head Coach: Jose "Keno" Gandara

School Record: 62-30 (3rd year)

Career Record: 62-30 (3rd year)

Assistant Coaches: Sanja Tomasevic, Kasey Crider

### vs. Miami (Fla.)

Tied 1-1

In Madison: Tied 1-1

Date	Place	W/L	Score
12/7/02	Madison, Wis.	L	25-30, 30-20, 21-30, 22-30
9/12/14	Madison, Wis.	W	25-12, 25-15, 25-19

### Comparing the Teams

	KPS	Hit %	APS	SAPS	DPS	BPS	Opp %
Wisconsin	14.31	.267	13.64	0.90	15.58	2.76	.161
Oregon	14.25	.244	13.36	0.99	15.40	2.06	.215
Iowa State	13.94	.235	12.99	1.48	16.36	1.92	.205
Miami	13.33	.241	12.46	1.41	13.89	2.22	.209

# Head Coach Kelly Sheffield

- ▶ Overall record of 356-131 (.731) in 15th year
- ▶ Wisconsin record of 83-19 (.814) in third year
- ▶ Big Ten record of 47-13 (.783) in three years
- ▶ Led the Badgers to the 2014 Big Ten Championship (19-1)
- ▶ 2014 Big Ten Coach of the Year
- ▶ 2014 AVCA Northeast Region Coach of the Year
- ▶ Led his teams to 10 NCAA tournament appearances, including the last nine years in a row
- ▶ Guided his teams to eight regular-season conference titles; also led his squads to seven conference tournament championships
- ▶ 2013 *Volleyball Magazine* National Coach of the Year
- ▶ 2010 and 2012 AVCA Northeast Regional Coach of the Year
- ▶ Six-time conference Coach of the Year
- ▶ Coached 10 conference players of the year
- ▶ Mentored 12 athletes to 19 All-America honors
- ▶ Coached 36 first-team all-conference athletes
- ▶ Six athletes have been named to the USA Volleyball Collegiate National Team, including current Badger Taylor Morey
- ▶ Four teams have won the AVCA's Team Academic Award, for maintaining at least a 3.30 cumulative grade point average
- ▶ Twenty-seven athletes have earned academic all-conference honors
- ▶ Serves on the AVCA Board of Directors as the chair of awards and Division I All-America committee
- ▶ Worked as an evaluator and court coach for USA Volleyball Junior National Team tryouts
- ▶ Served as a member of the NCAA Volleyball Rules Committee from 2004-07, including chair of the committee in 2006-07
- ▶ Also served as an assistant coach at Clemson (1999-2000), Virginia (1997-98) and Houston (1996)
- ▶ Served as the head coach of the Houston Juniors from 1997-98 and the Munciana (Ind.) Volleyball Club from 1989-97
- ▶ Never played volleyball and began his coaching career at Muncie's Burris High School as a varsity assistant
- ▶ Native of Muncie, Indiana
- ▶ 2001 graduate of Ball State University with a degree in general studies
- ▶ Married to Cathy (Arnette), who played volleyball at Villanova and Virginia
- ▶ Has two daughters—Lexi (5) and Reagan (2)




*Sheffield was named the 2014 Big Ten Conference Coach of the Year after leading the Badgers to the championship with a 19-1 record.*

## Sheffield's Coaching Record

Year	University	Record	Pct.	Conference	Record	Place	Post-Season
2015	Wisconsin	24-6	.800	Big Ten	16-4	3rd	
2014	Wisconsin	31-3	.911	Big Ten	19-1	1st	NCAA Elite Eight (3-1)
2013	Wisconsin	28-10	.737	Big Ten	12-8	T4th	NCAA Runners Up (5-1)
<b>Total</b>	<b>3rd year</b>	<b>83-19</b>	<b>.814</b>		<b>47-13</b>	<b>.783</b>	
2012	Dayton	27-5	.844	Atlantic 10	14-0	1st	NCAA 2nd Round (1-1)
2011	Dayton	25-7	.781	Atlantic 10	14-1	1st	NCAA 1st Round (0-1)
2010	Dayton	28-4	.875	Atlantic 10	15-0	1st	NCAA 2nd Round (1-1)
2009	Dayton	30-4	.882	Atlantic 10	14-1	1st	NCAA 2nd Round (1-1)
2008	Dayton	21-13	.618	Atlantic 10	11-2	2nd	NCAA 1st Round (0-1)
<b>Total</b>	<b>5 years</b>	<b>131-33</b>	<b>.799</b>		<b>68-4</b>	<b>.944</b>	
2007	Albany	24-10	.706	America East	9-4	2nd	NCAA 2nd Round (1-1)
2006	Albany	19-13	.593	America East	10-2	1st	NCAA 1st Round (0-1)
2005	Albany	28-4	.875	America East	11-1	1st	
2004	Albany	27-7	.794	America East	13-1	1st	NCAA 1st Round (0-1)
2003	Albany	24-10	.706	America East	9-5	4th	
2002	Albany	16-15	.516	America East	5-7	4th	
2001	Albany	4-20	.167	America East	1-13	8th	
<b>Total</b>	<b>6 years</b>	<b>142-79</b>	<b>.643</b>		<b>58-33</b>	<b>.637</b>	
<b>Overall</b>	<b>14th year</b>	<b>356-131</b>	<b>.731</b>		<b>173-50</b>	<b>.776</b>	





1

## Honors

- 2014 and 2015 Big Ten Setter of the Year
- 2013, 2014 and 2015 All-Big Ten
- 2015 Creighton Classic All-Tournament
- 2014 AVCA First-Team All-American
- 2013 AVCA Second-Team All-American
- 2014 Big Ten Player of the Year
- 2014 Louisville NCAA Regional All-Tournament
- 2013 Big Ten Freshman of the Year
- 2013, 2014 AVCA All-Northeast Region
- 2013 AVCA Northeast Region Freshman of the Year
- 2013 NCAA Championship All-Tournament
- 2013 Champaign NCAA Regional MVP
- Big Ten Player of the Week—Oct. 27, 2014
- Big Ten Setter of the Week—Sept. 8, 2014; Sept. 22, 2014; Nov. 3, 2014 (co); Nov. 24, 2014; Oct. 5, 2015; Nov. 9, 2015; Nov. 16, 2015; Nov. 30, 2015
- Big Ten Co-Freshman of the Week—Nov. 4, 2013
- 2014 HotelRED Invitational All-Tournament
- 2013 NC State Invitational All-Tournament
- 2014 CoSIDA Academic All-District
- 2014 and 2015 Academic All-Big Ten

## Career Highs

**Kills:** 9 vs. Nebraska, 10-26-14  
**Attacks:** 18 (2x; MR vs. Illinois, 11-19-14)  
**Attack pct:** 1.000 (6-0-6) vs. Iowa, 11-10-13  
**Assists:** 62 at Purdue, 11-2-13  
**Serve aces:** 4 (2x; MR at Maryland, 10-10-15)  
**Digs:** 21 (2x; MR at Minnesota, 10-21-15)  
**Blocks:** 6 (3x; MR at Penn State, 10-12-13)  
**Points:** 13 vs. Nebraska, 10-26-14

# LAUREN CARLINI

6-1 • Junior • Setter • Aurora, Ill./West Aurora

**Of Note:** Trained with the US National Team for three weeks during the summer of 2014 ... ranks fifth at UW in career assists with 4,015 ... also ranks fifth in assists per set at 11.41 ... tied for ninth in digs per set (2.87)

**2015:** Has started all 30 matches and played in all 105 sets ... ranks first in the Big Ten and seventh nationally with 11.91 assists per set ... put up a season-high 57 assists at Illinois (Nov. 18) ... broke her own UW three-set match record with 49 assists at Purdue (Nov. 28) ... adds 2.75 digs per set ... had a career-high 21 digs vs. Minnesota (Oct. 14) and at Minnesota (Oct. 17) ... has double-figure digs in 13 matches for a team-high 13 double-doubles ... ranks third on the team with 0.82 blocks per set ... had a season high five blocks vs. Colgate (Aug. 29) and at Nebraska (Oct. 24) ... has 18 service aces (0.15/set) on the season for third on the team ... tied career-high of four service aces at Maryland (Oct. 10)

**2014:** Played in all 34 matches, starting 33, and 115 sets ... ranked second in the Big Ten and 20th nationally with 11.23 assists per set ... had a season-high 61 assists at Washington (Sept. 19) ... added 0.88 kills per set ... had a career-high nine kills vs. Nebraska (Oct. 26) ... hit .329 on the season ... led the team and ranked third in the Big Ten 0.39 service aces per set ... had 45 aces on the year ... had at least one service ace in 26 matches ... had a season-high three aces in three matches ... ranked second on the team with 3.03 digs per set, which ranked 14th in the Big Ten ... had double-figure digs in 18 matches for a team-high 18 double-doubles ... tied her career best with 20 digs vs. Western Michigan (Dec. 4) ... ranked fourth on the team with 0.70 blocks per set ... had a season-high five blocks in two matches ... had a career-high 13 points vs. Nebraska

**2013:** Started 34 matches and played in 132 sets ... did not play in four matches due to a leg injury ... recorded a career high 62 assists vs. Purdue (Nov. 2) ... had a career-high 20 digs vs. Milwaukee (Sept. 14) ... put away a season-high seven kills at Nebraska (Oct. 5) ... active setter who averaged 0.99 kills per set ... hit a perfect 1.000 (6-0-6) vs. Iowa (Nov. 10) ... had a career-high six blocks three times—vs. UNI (Sept. 6), vs. VCU (Sept. 21) and at Penn State (Oct. 12) ... recorded at least one service ace in 20-of-34 matches, including a career-best four aces vs. Milwaukee (Dec. 6) ... averaged 0.22 service aces per set, second on team ... led team with 11.15 assists per set, which ranked third in the Big Ten ... added 2.82 digs per set, second on the team ... had double-figure digs in 22 matches to record a team-high 22 double-doubles ... ranked third on the team with 0.79 blocks per set

**High school:** 2012 Gatorade National Player of the Year in volleyball ... No. 1-ranked recruit by PrepVolleyball.com ... *Volleyball* Fab 50 ... American Volleyball Coaches Association (AVCA) Under Armour All-America first team ... member of the USA Youth National Team in 2010 and 2011, competing in the 2011 Girls' Youth World Championship in Turkey ... named the most valuable player of the 2011 USA Volleyball High Performance Championships ... earned four AAU All-America awards ... played for named the 2012 *Chicago Sun Times* Player of the Year at West Aurora High School for Coach Kari Nicolson ... first player to be named the captain of the *Daily Herald* all-area team three times ... four-time unanimous all-conference pick ... led her team to the 2012 Dupage Valley Conference championship ... named to all-state teams by the *Chicago Tribune* and *Champaign News-Gazette* ... named an ESPN Player on the Rise and Max Preps Player of the Week in 2011-12

**Personal:** Parents are Tony and Gale Carlini ... has one sister, Alyssa (18) and one brother Tony (16) ... born Feb. 28 ... major is retailing

## Career Statistics

Season	SP	MP-MS	K	K/S	E	TA	Pct	A	A/S	SA	SA/S	SE	DIG	D/S	RE	BS	BA	TB	B/S	BE	BHE	Points	Pts/S
2013	132	34-34	131	0.99	48	379	.219	1472	11.15	29	0.22	37	372	2.82	1	6	98	104	0.79	11	7	215.0	1.63
2014	115	34-33	101	0.88	18	252	.329	1292	11.23	45	0.39	28	349	3.03	1	1	79	80	0.70	8	9	186.5	1.62
2015	105	30-30	80	0.76	22	229	.253	1251	11.91	16	0.15	31	289	2.75	1	4	82	86	0.82	5	3	141.0	1.34
<b>TOTAL</b>	<b>352</b>	<b>98-97</b>	<b>312</b>	<b>0.89</b>	<b>88</b>	<b>860</b>	<b>.260</b>	<b>4015</b>	<b>11.41</b>	<b>90</b>	<b>0.26</b>	<b>96</b>	<b>1010</b>	<b>2.87</b>	<b>3</b>	<b>11</b>	<b>259</b>	<b>270</b>	<b>0.77</b>	<b>24</b>	<b>19</b>	<b>542.5</b>	<b>1.54</b>

# Wisconsin Individual Match-by-Match (as of Nov 29, 2015)

## All matches

### # 1 Carlini, Lauren

Date	Opponent	sp	attack				set			serve				recept			dig	blocking				bhe	points
			k	e	ta	pct	a	ta	pct	sa	se	ta	pct	re	ta	pct		bs	ba	be	total		
Aug 28, 201	WESTERN KENTUCKY	*4	5	0	11	.455	46	120	.383	1	2	15	.867	0	0	.000	9	0	2	0	2.0	0	7.0
Aug 29, 201	COLGATE	*3	0	1	11	-.09	43	94	.457	1	0	12	1.00	0	0	.000	9	0	5	0	5.0	0	3.5
Aug 29, 201	COLL OF CHARLESTO	*3	2	0	5	.400	33	66	.500	1	1	15	.933	0	0	.000	6	0	4	0	4.0	0	5.0
Sep 04, 201	vs North Carolina	*3	2	2	9	.000	30	93	.323	1	0	23	1.00	0	0	.000	9	0	2	0	2.0	0	4.0
Sep 05, 201	at Louisville	*4	3	1	8	.250	47	120	.392	0	3	17	.824	0	0	.000	12	0	4	0	4.0	0	5.0
Sep 10, 201	GEORGIA	*3	3	0	8	.375	33	63	.524	0	0	8	1.00	0	0	.000	10	0	4	0	4.0	0	5.0
Sep 11, 201	KENT STATE	*3	2	1	7	.143	37	70	.529	0	2	17	.882	0	0	.000	7	0	3	0	3.0	0	3.5
Sep 18, 201	vs Kansas State	*4	1	1	10	.000	53	149	.356	0	0	16	1.00	0	0	.000	14	0	2	0	2.0	0	2.0
Sep 19, 201	at Creighton	*3	4	0	5	.800	34	103	.330	1	0	14	1.00	0	1	1.00	8	1	1	0	2.0	1	6.5
Sep 19, 201	vs Arkansas	*5	4	2	10	.200	56	122	.459	0	0	25	1.00	0	1	1.00	13	0	2	0	2.0	0	5.0
Sep 23, 201	at Penn State	*3	1	1	5	.000	36	89	.404	0	2	11	.818	0	0	.000	10	0	0	0	0.0	0	1.0
Sep 27, 201	at Ohio State	*5	3	1	6	.333	50	129	.388	0	1	18	.944	0	0	.000	13	0	2	0	2.0	0	4.0
Sep 30, 201	ILLINOIS	*4	3	0	6	.500	48	114	.421	0	1	17	.941	0	0	.000	13	0	4	0	4.0	0	5.0
Oct 04, 201	NORTHWESTERN	*3	3	2	7	.143	32	87	.368	1	1	15	.933	0	0	.000	7	0	4	0	4.0	0	6.0
Oct 09, 201	at Rutgers	*3	3	0	7	.429	31	66	.470	0	1	8	.875	0	0	.000	2	1	2	0	3.0	0	5.0
Oct 10, 201	at Maryland	*3	3	0	7	.429	40	80	.500	4	0	12	1.00	1	1	.000	3	0	4	0	4.0	0	9.0
Oct 14, 201	MINNESOTA	*5	4	0	10	.400	54	143	.378	0	2	18	.889	0	0	.000	21	0	3	0	3.0	1	5.5
Oct 17, 201	at Minnesota	*4	4	0	11	.364	49	66	.742	0	0	12	1.00	0	0	.000	21	0	4	1	4.0	0	6.0
Oct 23, 201	at Iowa	*3	3	0	8	.375	39	41	.951	0	1	13	.923	0	0	.000	7	0	4	0	4.0	0	5.0
Oct 24, 201	at Nebraska	*4	4	1	12	.250	49	56	.875	1	0	22	1.00	0	0	.000	8	0	5	0	5.0	0	7.5
Oct 30, 201	PURDUE	*4	2	3	15	-.06	54	114	.474	0	1	12	.917	0	0	.000	10	1	2	1	3.0	1	4.0
Nov 01, 201	INDIANA	*3	2	1	4	.250	33	60	.550	0	3	14	.786	0	0	.000	6	0	2	0	2.0	0	3.0
Nov 06, 201	MICHIGAN	*3	1	0	7	.143	44	96	.458	1	1	16	.938	0	0	.000	8	0	0	0	0.0	0	2.0
Nov 08, 201	MICHIGAN STATE	*3	3	0	3	1.00	31	59	.525	1	2	17	.882	0	0	.000	7	0	2	0	2.0	0	5.0
Nov 11, 201	at Michigan	*3	2	1	5	.200	36	47	.766	0	2	14	.857	0	0	.000	14	0	3	1	3.0	0	3.5
Nov 14, 201	IOWA	*3	3	1	7	.286	36	71	.507	0	1	15	.933	0	0	.000	4	1	0	0	1.0	0	4.0
Nov 18, 201	at Illinois	*5	3	1	6	.333	57	167	.341	1	1	25	.960	0	0	.000	12	0	3	2	3.0	0	5.5
Nov 22, 201	OHIO STATE	*3	3	1	8	.250	38	84	.452	1	1	13	.923	0	0	.000	10	0	2	0	2.0	0	5.0
Nov 25, 201	RUTGERS	*3	4	0	4	1.00	33	68	.485	0	1	9	.889	0	0	.000	9	0	4	0	4.0	0	6.0
Nov 28, 201	at Purdue	*3	0	1	7	-.14	49	97	.505	1	1	12	.917	0	0	.000	7	0	3	0	3.0	0	2.5
Totals		105	80	22	229	.253	125	273	.458	16	31	455	.932	1	3	.667	289	4	82	5	86.0	3	141.0

Sets played: 105  
 Kills per set: 0.76  
 Assists per set: 11.91

Service aces per set: 0.15  
 Digs per set: 2.75  
 Blocks per set: 0.82

Points per set: 1.34



2

## Honors

- 2013 AVCA Honorable Mention All-American
- 2013 AVCA All-East Region
- 2013 Atlantic 10 Conference Player of the Year
- 2013 Atlantic 10 Conference All-Tournament Team
- Five-time A-10 Offensive Player of the Week
- 2012 A-10 All-Rookie Team
- Five-time all-tournament

## Career Highs

**Kills:** 29 vs. William & Mary, 10-22-13  
**Attempts:** 64 at Duquesne, 9-29-13  
**Attack Pct:** .833 (21-1-24) vs. Liberty, 9-6-13  
**Assists:** 4 vs. Georgetown, 9-8-12  
**Service Aces:** 6 vs. George Mason, 10-18-13  
**Digs:** 19 at Dayton, 9-27-13  
**Blocks:** 7 vs. Illinois State, 8-31-13  
**Points:** 33.5 at Tennessee, 9-14-13

# ROMANA KRIŠKOVÁ

6-2 • RS Junior • Outside Hitter • Bratislava, Slovakia

**Of Note:** Transfer from VCU ... member of the Slovakian Junior and Senior National teams

**2015:** Has played in 29 matches, starting 10, and 97 sets ... ranks fourth on the team with 2.29 kills per set ... had a season-high 15 kills vs. Illinois (Sept. 30) ... has double-figure kills in 11 matches ... hit a season-best .750 (13-1-18) at Purdue (Nov. 28) ... had a season-high six blocks vs. Northwestern (Oct. 4) ... adds 0.75 blocks per set for fourth on the team ... recorded her 1,000th career kill at Maryland (Oct. 10)

**2014:** Played in one match and one set ... medical redshirt

**2013 (at VCU):** Started all 34 matches ... led the Rams with 4.83 kills per set, which ranked fifth nationally ... set a school season record for kills per set and total kills (623) ... tallied 20-plus kills in 12 matches, including a career-best 29 vs. William & Mary (Oct. 22) ... had double-figure kills in 33 matches ... hit .269 ... led the A-10 with 50 service aces (0.39) ... recorded a career-best six aces vs. George Mason (Oct. 18) ... ranked second on the team with 2.37 digs per set ... had double-figure digs in 15 matches for 15 double-doubles ... saved a career-best 19 digs at Dayton (Sept. 27) ... added 0.60 blocks per set ... had a career-high seven blocks vs. Illinois State (Aug. 31) ... ranked fourth nationally with 5.57 points per set

**2012 (at VCU):** Started 30 of 31 matches ... ranked third on the team with 2.39 kills per set ... had a season-high 17 kills vs. Saint Louis (Oct. 12) ... hit .215 ... recorded four double-doubles ... had double-figure digs in nine matches ... saved a season-high 15 digs at Ball State (Aug. 25) ... led the team with 28 service aces ... recorded a season-high five service aces vs. Georgetown (Sept. 8) ... added 0.80 blocks per set ... stopped a career-high seven blocks at Temple (Oct. 26)

**High School:** Member of the Slovakian Junior and Senior National teams ... attended Sportove Gym in Slovakia, playing for coach Haneik Martin ... led her club team to the 2011 Slovakian championship match ... played for clubs COP Nitra and Slovakia EU Bratislava

**Personal:** Parents are Jan and Katarina ... has one brother Tomas Krisko (25) ... brother plays professional volleyball in Czech Republic as well as for Slovakian National team ... nickname is Ro ... born May 2 ... major is sociology

## Career Statistics

Season	SP	MP-MS	K	K/S	E	TA	Pct	A	A/S	SA	SA/S	SE	DIG	D/S	RE	BS	BA	TB	B/S	BE	BHE	Points	Pts/S
2012*	109	30-30	261	2.39	115	680	.215	31	0.28	28	0.26	64	215	1.97	24	3	84	87	0.80	0	3	334.0	3.06
2013*	129	34-34	623	4.83	253	1377	.269	29	0.22	50	0.39	89	306	2.37	40	12	66	78	0.60	8	2	718.0	5.57
2014	1	1-0	0	0.00	1	1	-1.000	0	0.00	0	0.00	0	0	0.00	0	0	0	0	0.00	0	0	0.0	0.00
2015	97	29-10	222	2.29	84	518	.266	4	0.04	0	0.00	2	44	0.45	0	0	73	73	0.75	2	0	258.5	2.66
<b>TOTAL</b>	<b>98</b>	<b>30-10</b>	<b>222</b>	<b>2.27</b>	<b>85</b>	<b>519</b>	<b>.264</b>	<b>4</b>	<b>0.04</b>	<b>0</b>	<b>0.00</b>	<b>2</b>	<b>44</b>	<b>0.45</b>	<b>0</b>	<b>0</b>	<b>73</b>	<b>73</b>	<b>0.74</b>	<b>2</b>	<b>0</b>	<b>258.5</b>	<b>2.63</b>
<b>* All</b>	<b>336</b>	<b>94-74</b>	<b>1106</b>	<b>3.29</b>	<b>453</b>	<b>2576</b>	<b>.253</b>	<b>64</b>	<b>0.19</b>	<b>78</b>	<b>0.23</b>	<b>155</b>	<b>565</b>	<b>1.68</b>	<b>64</b>	<b>15</b>	<b>223</b>	<b>238</b>	<b>0.71</b>	<b>10</b>	<b>5</b>	<b>1310.5</b>	<b>3.90</b>

\* at VCU



**Wisconsin Individual Match-by-Match (as of Nov 29, 2015)**  
**All matches**


**# 2 Kriskova, Romana**

Date	Opponent	sp	attack				set			serve				recept			dig	blocking				bhe	points
			k	e	ta	pct	a	ta	pct	sa	se	ta	pct	re	ta	pct		bs	ba	be	total		
Aug 28, 201	WESTERN KENTUCKY	*4	8	5	24	.125	0	2	.000	0	0	1	1.00	0	1	1.00	4	0	4	0	4.0	0	10.0
Aug 29, 201	COLGATE	1	0	0	0	.000	0	0	.000	0	0	0	.000	0	0	.000	1	0	0	0	0.0	0	0.0
Aug 29, 201	COLL OF CHARLESTO	3	9	2	14	.500	0	0	.000	0	0	0	.000	0	1	1.00	3	0	2	0	2.0	0	10.0
Sep 04, 201	vs North Carolina	3	4	2	12	.167	0	1	.000	0	0	0	.000	0	0	.000	3	0	3	0	3.0	0	5.5
Sep 05, 201	at Louisville	*4	10	3	21	.333	0	0	.000	0	0	0	.000	0	2	1.00	1	0	2	0	2.0	0	11.0
Sep 11, 201	KENT STATE	*3	5	3	12	.167	0	0	.000	0	0	0	.000	0	1	1.00	0	0	3	0	3.0	0	6.5
Sep 18, 201	vs Kansas State	3	9	7	28	.071	0	0	.000	0	0	0	.000	0	0	.000	0	0	0	0	0.0	0	9.0
Sep 19, 201	at Creighton	*3	10	4	23	.261	0	0	.000	0	0	0	.000	0	0	.000	1	0	5	0	5.0	0	12.5
Sep 19, 201	vs Arkansas	5	9	3	18	.333	0	2	.000	0	0	0	.000	0	1	1.00	1	0	3	0	3.0	0	10.5
Sep 23, 201	at Penn State	*3	5	3	16	.125	0	1	.000	0	0	0	.000	0	0	.000	0	0	2	2	2.0	0	6.0
Sep 27, 201	at Ohio State	5	11	7	29	.138	0	2	.000	0	0	0	.000	0	0	.000	2	0	0	0	0.0	0	11.0
Sep 30, 201	ILLINOIS	4	15	3	30	.400	1	1	1.00	0	0	0	.000	0	0	.000	1	0	3	0	3.0	0	16.5
Oct 04, 201	NORTHWESTERN	3	9	2	20	.350	0	0	.000	0	0	0	.000	0	0	.000	2	0	6	0	6.0	0	12.0
Oct 09, 201	at Rutgers	3	4	1	10	.300	0	0	.000	0	1	3	.667	0	0	.000	3	0	3	0	3.0	0	5.5
Oct 10, 201	at Maryland	*3	10	0	17	.588	0	0	.000	0	0	0	.000	0	0	.000	1	0	2	0	2.0	0	11.0
Oct 14, 201	MINNESOTA	5	10	5	25	.200	0	0	.000	0	0	0	.000	0	0	.000	1	0	2	0	2.0	0	11.0
Oct 17, 201	at Minnesota	4	10	3	27	.259	0	2	.000	0	0	0	.000	0	0	.000	2	0	2	0	2.0	0	11.0
Oct 23, 201	at Iowa	*2	7	3	16	.250	0	1	.000	0	1	1	1.00	0	0	.000	4	0	2	0	2.0	0	8.0
Oct 24, 201	at Nebraska	4	7	3	23	.174	0	0	.000	0	0	0	.000	0	0	.000	0	0	4	0	4.0	0	9.0
Oct 30, 201	PURDUE	*4	12	1	18	.611	0	0	.000	0	0	0	.000	0	0	.000	1	0	2	0	2.0	0	13.0
Nov 01, 201	INDIANA	3	5	1	8	.500	1	1	1.00	0	0	0	.000	0	0	.000	1	0	3	0	3.0	0	6.5
Nov 06, 201	MICHIGAN	3	3	2	13	.077	0	1	.000	0	0	0	.000	0	0	.000	0	0	4	0	4.0	0	5.0
Nov 08, 201	MICHIGAN STATE	3	9	3	18	.333	0	0	.000	0	0	0	.000	0	0	.000	0	0	2	0	2.0	0	10.0
Nov 11, 201	at Michigan	3	2	2	10	.000	0	0	.000	0	0	0	.000	0	0	.000	1	0	1	0	1.0	0	2.5
Nov 14, 201	IOWA	2	1	2	7	-.14	1	1	1.00	0	0	0	.000	0	0	.000	2	0	3	0	3.0	0	2.5
Nov 18, 201	at Illinois	5	11	9	29	.069	1	1	1.00	0	0	0	.000	0	0	.000	3	0	5	0	5.0	0	13.5
Nov 22, 201	OHIO STATE	3	10	2	20	.400	0	0	.000	0	0	0	.000	0	1	1.00	1	0	3	0	3.0	0	11.5
Nov 25, 201	RUTGERS	*3	4	2	14	.143	0	0	.000	0	0	0	.000	0	0	.000	4	0	2	0	2.0	0	5.0
Nov 28, 201	at Purdue	*3	13	1	16	.750	0	0	.000	0	0	0	.000	0	0	.000	1	0	0	0	0.0	0	13.0
		97	222	84	518	.266	4	16	.250	0	2	5	.600	0	7	1.00	44	0	73	2	73.0	0	258.5

Sets played: 97  
 Kills per set: 2.29  
 Assists per set: 0.04

Digs per set: 0.45  
 Blocks per set: 0.75

Points per set: 2.66



# LAURYN GILLIS

6-1 • Sophomore • OH • New Castle, Ind./New Castle

**Of Note:** Member of the 2015 USA Volleyball Junior National Team that competed in Europe, winning a gold medal in the Global Challenge in Pula, Croatia ... transfer from USC, playing one season ... played on the same club team as Badger teammates Taylor Morey and Tionna Williams

**2015:** Has started all 30 matches and played in all 105 sets ... leads team with 3.13 kills per set ... has double-figure kills in 18 matches, including a career high 20 at Minnesota (Oct. 14) ... also added 18 kills vs. Kansas State (Sept. 18) and 17 kills against Colgate (Aug. 29) ... has led the team in kills in 10 matches ... adds 2.10 digs and 0.36 blocks per set ... set a new career high with 19 digs at Nebraska (Oct. 24) ... had a season-high three blocks in six matches

**2014 (at USC):** Played in 21 matches, starting 17, and 69 sets ... ranked third on the team with 2.14 kills per set, recording double-figure kills in five matches. ... had a career-high 15 kills in three matches ... added 1.86 digs per set, tallying double-figure digs in four matches ... had a career-high 16 digs at Pacific (Aug. 30) ... had nine service aces (0.13/set), including a career high three vs. Utah (Oct. 11) ... chipped in 17 blocks (0.25/set) ... had a career best seven blocks at Pacific

**High School:** Played at New Castle High School under coaches Randy Gardner and Mike Doddrell ... named the 2013 Gatorade Indiana Player of the Year ... 2013 Under Armour First-Team All-American ... named the MVP of the Under Armour All-American match ... 2014 *Volleyball Magazine* Feb 50 selection ... 2014 *Volleyball Magazine* second-team All-American ... ranked seventh on the list of Senior Aces by PrepVolleyball.com in 2014 ... two-time *Star Press* and *Courier Times* Player of the Year ... earned three All-Indiana honors ... also played for Munciana Volleyball Club under coach Mike Lingenfelter ... earned four AAU All-America honors ... aided Munciana to runner-up finishes at the 2012 and 2014 AAU National Championships ... participated in the USA High Performance Select A1 program in 2010 and 2011

**Personal:** Parents are Bill Gillis and Tammy McCall ... father played basketball at Ball State from 1989-93; also played professional basketball overseas and in the CBA ... mother ran cross country at Ball State ... has one brother Mason (14) ... born Feb. 13 ... major is life sciences communication

## Honors

- 2015 HotelRED Invitational All-Tournament

## Career Highs

**Kills:** 20 at Minnesota, 10-17-15  
**Attacks:** 52 at Minnesota, 10-17-15  
**Attack pct:** .714 (11-1-14) vs. Rider, 8-29-14  
**Assists:** 2 (3x; MR vs. Utah, 10-11-14)  
**Serve aces:** 3 vs. Utah, 10-11-14  
**Digs:** 19 at Nebraska, 10-24-15  
**Blocks:** 7 at Pacific, 8-30-14  
**Points:** 21.5 at Pacific, 8-30-14

## Career Statistics

Season	SP	MP-MS	K	K/S	E	TA	Pct	A	A/S	SA	SA/S	SE	DIG	D/S	RE	BS	BA	TB	B/S	BE	BHE	Points	Pts/S
2014*	69	21-17	148	2.14	71	443	.174	12	0.17	9	0.13	38	128	1.86	10	8	9	17	0.25	4	0	169.5	2.46
2015	105	30-30	329	3.13	124	904	.227	15	0.14	1	0.01	22	220	2.10	11	2	36	38	0.36	7	0	350.0	3.33
<b>TOTAL</b>	<b>105</b>	<b>30-30</b>	<b>329</b>	<b>3.13</b>	<b>124</b>	<b>904</b>	<b>.227</b>	<b>15</b>	<b>0.14</b>	<b>1</b>	<b>0.01</b>	<b>22</b>	<b>220</b>	<b>2.10</b>	<b>11</b>	<b>2</b>	<b>36</b>	<b>38</b>	<b>0.36</b>	<b>7</b>	<b>0</b>	<b>350.0</b>	<b>3.33</b>
* All	174	51-47	477	2.74	195	1347	.209	27	0.16	10	0.06	60	348	2.00	21	10	45	55	0.32	11	0	519.5	2.98

\* from USC

**Wisconsin Individual Match-by-Match (as of Nov 29, 2015)**  
**All matches**

# 4 Bates, Kelli

Date	Opponent	sp	attack				set			serve				recept			dig	blocking				bhe	points	
			k	e	ta	pct	a	ta	pct	sa	se	ta	pct	re	ta	pct		bs	ba	be	total			
Aug 28, 201	WESTERN KENTUCKY	*4	13	6	38	.184	3	6	.500	1	0	11	1.00	2	27	.926	10	0	1	0	1.0	0	14.5	
Aug 29, 201	COLGATE	*3	13	7	27	.222	0	2	.000	0	1	9	.889	0	14	1.00	14	0	1	0	1.0	0	13.5	
Aug 29, 201	COLL OF CHARLESTO	*3	6	2	18	.222	1	1	1.00	1	0	7	1.00	0	6	1.00	5	0	2	0	2.0	0	8.0	
Sep 04, 201	vs North Carolina	*3	12	5	37	.189	4	8	.500	0	1	12	.917	0	18	1.00	9	0	0	0	0.0	0	12.0	
Sep 05, 201	at Louisville	*4	16	5	41	.268	0	4	.000	0	4	16	.750	1	12	.917	12	0	2	0	2.0	0	17.0	
Sep 10, 201	GEORGIA	*3	14	3	27	.407	1	4	.250	2	1	6	.833	1	4	.750	5	0	3	0	3.0	0	17.5	
Sep 11, 201	KENT STATE	*3	12	2	22	.455	0	0	.000	1	1	9	.889	2	13	.846	7	0	3	0	3.0	0	14.5	
Sep 18, 201	vs Kansas State	*4	13	4	33	.273	0	3	.000	0	3	19	.842	0	21	1.00	11	0	1	0	1.0	0	13.5	
Sep 19, 201	at Creighton	*3	12	6	35	.171	1	2	.500	1	1	9	.889	0	16	1.00	8	0	3	0	3.0	0	14.5	
Sep 19, 201	vs Arkansas	*5	8	5	30	.100	0	6	.000	0	2	11	.818	0	17	1.00	11	0	1	0	1.0	1	8.5	
Sep 23, 201	at Penn State	*3	9	5	26	.154	1	4	.250	0	2	9	.778	2	20	.900	9	0	2	1	2.0	0	10.0	
Sep 27, 201	at Ohio State	*5	13	3	34	.294	0	5	.000	0	3	17	.824	1	40	.975	11	0	3	0	3.0	0	14.5	
Sep 30, 201	ILLINOIS	*4	7	5	27	.074	1	5	.200	0	1	21	.952	1	29	.966	16	0	3	1	3.0	0	8.5	
Oct 04, 201	NORTHWESTERN	*3	12	3	33	.273	2	3	.667	1	0	13	1.00	0	29	1.00	8	0	0	1	0.0	0	13.0	
Oct 09, 201	at Rutgers	*3	8	2	21	.286	1	2	.500	1	0	8	1.00	1	15	.933	6	1	1	0	2.0	0	10.5	
Oct 10, 201	at Maryland	*3	9	3	24	.250	2	5	.400	0	4	10	.600	0	22	1.00	10	0	0	1	0.0	0	9.0	
Oct 14, 201	MINNESOTA	*5	17	13	54	.074	2	8	.250	0	2	13	.846	1	28	.964	12	0	4	0	4.0	0	19.0	
Oct 17, 201	at Minnesota	*4	5	7	33	-.06	1	23	.043	1	1	14	.929	3	35	.914	12	0	4	2	4.0	1	8.0	
Oct 23, 201	at Iowa	*3	8	4	27	.148	1	17	.059	0	1	6	.833	4	29	.862	10	1	0	0	1.0	1	9.0	
Oct 24, 201	at Nebraska	*4	16	6	51	.196	0	17	.000	0	0	12	1.00	1	33	.970	14	0	3	1	3.0	0	17.5	
Oct 30, 201	PURDUE	*4	17	7	35	.286	2	8	.250	0	1	13	.923	1	43	.977	13	0	1	0	1.0	0	17.5	
Nov 01, 201	INDIANA	*3	11	2	25	.360	0	3	.000	0	2	13	.846	1	19	.947	5	0	2	0	2.0	0	12.0	
Nov 06, 201	MICHIGAN	*3	10	3	23	.304	1	3	.333	2	1	18	.944	1	33	.970	10	0	1	0	1.0	0	12.5	
Nov 08, 201	MICHIGAN STATE	*3	4	3	14	.071	2	4	.500	0	1	14	.929	2	25	.920	5	0	1	0	1.0	0	4.5	
Nov 11, 201	at Michigan	*3	14	2	30	.400	0	7	.000	0	1	12	.917	0	18	1.00	5	0	5	0	5.0	0	16.5	
Nov 14, 201	IOWA	*3	13	2	22	.500	2	6	.333	1	2	16	.875	0	25	1.00	7	1	1	0	2.0	0	15.5	
Nov 18, 201	at Illinois	*5	12	12	47	.000	1	5	.200	2	5	12	.583	1	30	.967	15	1	3	0	4.0	0	16.5	
Nov 22, 201	OHIO STATE	*3	5	2	18	.167	1	6	.167	1	2	13	.846	0	27	1.00	14	0	4	0	4.0	0	8.0	
Nov 25, 201	RUTGERS	*3	7	6	19	.053	0	2	.000	1	2	11	.818	0	12	1.00	9	0	0	0	0.0	0	8.0	
Nov 28, 201	at Purdue	*3	8	3	27	.185	0	2	.000	0	2	11	.818	0	11	1.00	5	0	1	0	1.0	0	8.5	
Totals			105	324	138	898	.207	30	171	.175	16	47	365	.871	26	671	.961	288	4	56	7	60.0	3	372.0

Sets played: 105  
Kills per set: 3.09  
Assists per set: 0.29

Service aces per set: 0.15  
Digs per set: 2.74  
Blocks per set: 0.57

Points per set: 3.54





4

# KELLI BATES

5-11 • Sophomore • OH • Bradley, Ill./Bradley-Bourbonnais

**Of Note:** Competed on the 2015 Big Ten Conference All-Star team on a tour of Europe ... sister Kara played volleyball for two years at Maryland before transferring to Ball State where she was a 2011 and 2012 All-Mid-American Conference pick ... brother played football at Illinois State and Olivet Nazarene, and basketball at several junior colleges ... father played basketball at Florida State and Vanderbilt

**2015:** Has started all 30 matches and played in all 105 sets ... ranks second on team with 3.09 kills per set ... has double-figure kills in 16 matches, tying her career high with 17 kills vs. Minnesota (Oct. 14) and vs. Purdue (Oct. 30) ... has led the team in kills in 14 matches ... has 10 double-doubles ... had a season-high 16 digs vs. Illinois (Sept. 30) and added 15 digs at Illinois (Nov. 18) ... adds 2.74 digs per set to rank third on the team ... has 18 service aces on the season, averaging 0.15 per set ... tied a career high with two aces vs. Georgia (Sept. 10), vs. Michigan (Nov. 6) and at Illinois (Nov. 18) ... also adds 0.57 blocks per set ... tied her career high with five blocks at Michigan (Nov. 11)

**2014:** Played in all 34 matches, starting 29, and all 116 sets ... led the team with 2.85 kills per set (331 total) ... record double-figure kills in a team-best 19 matches ... had a career-high 17 kills vs. Illinois (Nov. 19) ... hit .201 on the season ... hit a career-best .500 (11-1-20) vs. Rutgers (Oct. 10) ... added 0.26 assists per set ... had a career-high five assists at Colorado State (Sept. 6) ... had eight service aces on the year (0.07/set) ... had a career-high two aces at Iowa (Nov. 15) ... ranked third on the team with 2.30 digs per set ... had double-figure digs in 11 matches ... had a career-high 19 digs vs. USC (Sept. 18) ... had seven double-doubles on the season ... added 0.59 blocks per set (68 total) ... had a career-high five blocks at Illinois (Oct. 10) ... had a career-high 19.5 points vs. Illinois (Nov. 19)

**High School:** 2014 *Volleyball Magazine* Feb 50 ... ranked No. 63 on PrepVolleyball.com's list of Senior Aces ... 2014 AAU All-American ... 2013 American Volleyball Coaches Association (AVCA) honorable mention All-American ... named an AVCA Player of the Week as a freshman ... 2013 *Champaign News Gazette* first-team all-state ... 2012 and 2013 *Kankakee Daily Journal* Player of the Year ... wrapped up her high school career as the school record holder for career kills with 1,160 and career digs with 962 ... as a senior, averaged 4.02 kills, 3.66 digs, 0.56 aces and 0.58 blocks per set while hitting .426 ... team finished 29-7 in 2013 ... three-time Southwest Suburban all-conference selection for head coach Kary Dowling ... four-time all-area pick ... four-time team most valuable player ... played in the SportsTownChicago.com All-Star match ... also played with the Chicago Ultimate Volleyball Club under coaches Marco Quintana and Erin Lorenz ... earned All-America honors in 2011, leading her team to a third-place finish at the USA Volleyball Junior National Championships. In 2012, her team finished ninth at the AAU National Championships and 13th in the USA Volleyball Championships

**Personal:** Parents are Katie and Don Bates ... has one brother Andy (28) and one sister Kara (24) ... born March 22 ... major is undeclared

## Honors

- Big Ten Co-Player of the Week, Nov. 16, 2015
- 2014 Big Ten All-Freshman Team
- Big Ten Co-Freshman of the Week, Nov. 24

## Match Career Highs

**Kills:** 17 (3x; MR vs. Purdue, 10-30-15)

**Attempts:** 54 vs. Minnesota, 10-14-15

**Attack Pct:** .500 (13-2-22) (2x; MR vs. Iowa, 11-14-15)

**Assists:** 5 at Colorado State, 9-6-14

**Service Aces:** 2 (3x; MR at Illinois, 11-18-15)

**Digs:** 19 vs. USC, 9-18-14

**Blocks:** 5 (2x; MR at Michigan, 11-11-15)

**Points:** 19.5 vs. Illinois, 11-19-14

**Double-Doubles:** 17

## Career Statistics

Season	SP	MP-MS	K	K/S	E	TA	Pct	A	A/S	SA	SA/S	SE	DIG	D/S	RE	BS	BA	TB	B/S	BE	BHE	Points	Pts/S
2014	116	34-29	331	2.85	149	904	.201	30	0.26	8	0.07	25	267	2.30	25	2	66	68	0.59	9	0	374.0	3.22
2015	105	30-30	324	3.09	138	898	.207	30	0.29	16	0.15	47	288	2.74	26	4	56	60	0.57	7	3	372.0	3.54
<b>TOTAL</b>	<b>221</b>	<b>64-59</b>	<b>655</b>	<b>2.96</b>	<b>287</b>	<b>1802</b>	<b>.204</b>	<b>60</b>	<b>0.27</b>	<b>24</b>	<b>0.11</b>	<b>72</b>	<b>555</b>	<b>2.51</b>	<b>51</b>	<b>6</b>	<b>122</b>	<b>128</b>	<b>0.58</b>	<b>16</b>	<b>3</b>	<b>746.0</b>	<b>3.38</b>

**Wisconsin Individual Match-by-Match (as of Nov 29, 2015)**

**All matches**


**# 4 Bates, Kelli**

Date	Opponent	sp	attack				set			serve				recept			dig	blocking				bhe	points
			k	e	ta	pct	a	ta	pct	sa	se	ta	pct	re	ta	pct		bs	ba	be	total		
Aug 28, 201	WESTERN KENTUCKY	*4	13	6	38	.184	3	6	.500	1	0	11	1.00	2	27	.926	10	0	1	0	1.0	0	14.5
Aug 29, 201	COLGATE	*3	13	7	27	.222	0	2	.000	0	1	9	.889	0	14	1.00	14	0	1	0	1.0	0	13.5
Aug 29, 201	COLL OF CHARLESTO	*3	6	2	18	.222	1	1	1.00	1	0	7	1.00	0	6	1.00	5	0	2	0	2.0	0	8.0
Sep 04, 201	vs North Carolina	*3	12	5	37	.189	4	8	.500	0	1	12	.917	0	18	1.00	9	0	0	0	0.0	0	12.0
Sep 05, 201	at Louisville	*4	16	5	41	.268	0	4	.000	0	4	16	.750	1	12	.917	12	0	2	0	2.0	0	17.0
Sep 10, 201	GEORGIA	*3	14	3	27	.407	1	4	.250	2	1	6	.833	1	4	.750	5	0	3	0	3.0	0	17.5
Sep 11, 201	KENT STATE	*3	12	2	22	.455	0	0	.000	1	1	9	.889	2	13	.846	7	0	3	0	3.0	0	14.5
Sep 18, 201	vs Kansas State	*4	13	4	33	.273	0	3	.000	0	3	19	.842	0	21	1.00	11	0	1	0	1.0	0	13.5
Sep 19, 201	at Creighton	*3	12	6	35	.171	1	2	.500	1	1	9	.889	0	16	1.00	8	0	3	0	3.0	0	14.5
Sep 19, 201	vs Arkansas	*5	8	5	30	.100	0	6	.000	0	2	11	.818	0	17	1.00	11	0	1	0	1.0	1	8.5
Sep 23, 201	at Penn State	*3	9	5	26	.154	1	4	.250	0	2	9	.778	2	20	.900	9	0	2	1	2.0	0	10.0
Sep 27, 201	at Ohio State	*5	13	3	34	.294	0	5	.000	0	3	17	.824	1	40	.975	11	0	3	0	3.0	0	14.5
Sep 30, 201	ILLINOIS	*4	7	5	27	.074	1	5	.200	0	1	21	.952	1	29	.966	16	0	3	1	3.0	0	8.5
Oct 04, 201	NORTHWESTERN	*3	12	3	33	.273	2	3	.667	1	0	13	1.00	0	29	1.00	8	0	0	1	0.0	0	13.0
Oct 09, 201	at Rutgers	*3	8	2	21	.286	1	2	.500	1	0	8	1.00	1	15	.933	6	1	1	0	2.0	0	10.5
Oct 10, 201	at Maryland	*3	9	3	24	.250	2	5	.400	0	4	10	.600	0	22	1.00	10	0	0	1	0.0	0	9.0
Oct 14, 201	MINNESOTA	*5	17	13	54	.074	2	8	.250	0	2	13	.846	1	28	.964	12	0	4	0	4.0	0	19.0
Oct 17, 201	at Minnesota	*4	5	7	33	-.06	1	23	.043	1	1	14	.929	3	35	.914	12	0	4	2	4.0	1	8.0
Oct 23, 201	at Iowa	*3	8	4	27	.148	1	17	.059	0	1	6	.833	4	29	.862	10	1	0	0	1.0	1	9.0
Oct 24, 201	at Nebraska	*4	16	6	51	.196	0	17	.000	0	0	12	1.00	1	33	.970	14	0	3	1	3.0	0	17.5
Oct 30, 201	PURDUE	*4	17	7	35	.286	2	8	.250	0	1	13	.923	1	43	.977	13	0	1	0	1.0	0	17.5
Nov 01, 201	INDIANA	*3	11	2	25	.360	0	3	.000	0	2	13	.846	1	19	.947	5	0	2	0	2.0	0	12.0
Nov 06, 201	MICHIGAN	*3	10	3	23	.304	1	3	.333	2	1	18	.944	1	33	.970	10	0	1	0	1.0	0	12.5
Nov 08, 201	MICHIGAN STATE	*3	4	3	14	.071	2	4	.500	0	1	14	.929	2	25	.920	5	0	1	0	1.0	0	4.5
Nov 11, 201	at Michigan	*3	14	2	30	.400	0	7	.000	0	1	12	.917	0	18	1.00	5	0	5	0	5.0	0	16.5
Nov 14, 201	IOWA	*3	13	2	22	.500	2	6	.333	1	2	16	.875	0	25	1.00	7	1	1	0	2.0	0	15.5
Nov 18, 201	at Illinois	*5	12	12	47	.000	1	5	.200	2	5	12	.583	1	30	.967	15	1	3	0	4.0	0	16.5
Nov 22, 201	OHIO STATE	*3	5	2	18	.167	1	6	.167	1	2	13	.846	0	27	1.00	14	0	4	0	4.0	0	8.0
Nov 25, 201	RUTGERS	*3	7	6	19	.053	0	2	.000	1	2	11	.818	0	12	1.00	9	0	0	0	0.0	0	8.0
Nov 28, 201	at Purdue	*3	8	3	27	.185	0	2	.000	0	2	11	.818	0	11	1.00	5	0	1	0	1.0	0	8.5
Totals		105	324	138	898	.207	30	171	.175	16	47	365	.871	26	671	.961	288	4	56	7	60.0	3	372.0

Sets played: 105  
 Kills per set: 3.09  
 Assists per set: 0.29

Service aces per set: 0.15  
 Digs per set: 2.74  
 Blocks per set: 0.57

Points per set: 3.54



5

### Career Highs

**Kills:**  
**Attacks:**  
**Attack pct:**  
**Assists:**  
**Serve aces:**  
**Digs:**  
**Blocks:**  
**Points:**

# MADDIE SMITH

**6-1 • Freshman • OH/DS • St. Germain, Wis./Northland Pines**

**Of Note:** Mother was a member of the 1990 Big Ten Championship team for the Badgers

**2015:** Has played in five matches and seven sets ... has served six times

**High school:** Two-time Great Northern all-conference pick ... honorable mention all-state as a senior ... coached in high school by her mother ... three-time team most valuable player ... three time team captain ... most improved player on team as a sophomore ... also competed in softball and soccer ... member of the National Honor Society ... played club volleyball with Wisconsin Ice under coach Betty Lange.

**Personal:** Parents are Julie (Tonne) and Craig Smith ... has two sisters—Lexi (16) and Jacqueline (12) and two brothers—Sam (14) and Gabriel Smith (10) ... full name is

Date	Opponent	SP	K	E	TA	Pct	A	SA	SE	RE	DIG	BS	BA	BE	Total	BHE	Points
Oct. 9	at Rutgers	2	0	0	0	.000	0	0	0	0	0	0	0	0	0.0	0	0.0
Nov. 1	vs. Indiana	1	0	0	0	.000	0	0	0	0	0	0	0	0	0.0	0	0.0
Nov. 14	IOWA	1	0	0	0	.000	0	0	1	0	0	0	0	0	0.0	0	0.0
Nov. 18	at Illinois	1	0	0	0	.000	0	0	0	0	0	0	0	0	0.0	0	0.0
Nov 25	RUTGERS	1	0	0	0	.000	0	0	0	0	0	0	0	0	0.0	0	0.0
<b>Totals</b>		<b>7</b>	<b>0</b>	<b>0</b>	<b>0</b>	<b>.000</b>	<b>0</b>	<b>0</b>	<b>1</b>	<b>0</b>	<b>0</b>	<b>0</b>	<b>0</b>	<b>0</b>	<b>0.0</b>	<b>0</b>	<b>0.0</b>

Sets played: 7  
 Points per set: 0.00

### Career Statistics

Season	SP	MP-MS	K	K/S	E	TA	Pct	A	A/S	SA	SA/S	SE	DIG	D/S	RE	BS	BA	TB	B/S	BE	BHE	Points	Pts/S
2015	7	5-0	0	0.00	0	0	.000	0	0.00	0	0.00	1	0	0.00	0	0	0	0	0.00	0	0	0.0	0.00
<b>TOTAL</b>	<b>7</b>	<b>5-0</b>	<b>0</b>	<b>0.00</b>	<b>0</b>	<b>0</b>	<b>.000</b>	<b>0</b>	<b>0.00</b>	<b>0</b>	<b>0.00</b>	<b>1</b>	<b>0</b>	<b>0.00</b>	<b>0</b>	<b>0</b>	<b>0</b>	<b>0</b>	<b>0.00</b>	<b>0</b>	<b>0</b>	<b>0.0</b>	<b>0.00</b>



9

# HANNAH JULEY

**5-10 • Freshman • S • LaGrange, Ill./Lyons Township**

**Of Note:** Older sister Erin played for the Badgers in 2014 as the back-up setter and played two years at Long Beach State ... played on the same club team as Badger teammate Julia Saunders

**2015:** Redshirt season

**High School:** 2015 *Volleyball Magazine* Fab 50 ... first-team AVCA Under Armour All-American ... played in the Under Armour All-America match being named the best setter in the skills competition ... ranked 21st by PrepVolleyball.com Senior Aces ... *Chicago Sun Times* all-state as a senior ... 2014 *Pioneer Press* Player of the Year ... averaged 11.4 assists and 2.6 digs per set as a senior for coach Joann Pyritz ... had 1,590 assists and 523 digs for her career ... led Lyons Township (34-5) to a 2014 West Suburban Silver championship and into the sectional finals ... third-team high school All-American ... 2013 PrepVolleyball.com All-American ... also played basketball and soccer ... played club volleyball with 1st Alliance for Beth Keck ... club teammate of fellow UW freshman Julia Saunders ... All-Academic Team West Suburban Conference ... member of the sophomore honor roll

**Personal:** Parents are Steve Juley and Maria Jarvis ... has one sister Erin (22) ... born Oct. 25 ... nickname is Baby Juley ... major is undeclared





6

## Honors

- 2015 Honorable Mention All-Big Ten
- 2015 Big Ten Sportsmanship Award recipient
- 2015 Senior CLASS Top-10 Finalist
- 2014 AVCA Second-Team All-American
- 2014 AVCA All-Northeast Region
- 2014 Big Ten Defensive Player of the Year
- 2014 All-Big Ten
- Big Ten Defensive Player of the Week—Sept. 1, 2014; Sept. 8, 2014 (co); Oct. 20, 2014 (co); Oct. 27, 2014 (co)
- 2014 Pac-12/Big Ten Showcase All-Tournament
- 2014 Academic All-Big Ten
- 2012 Big East Freshman of the Week—Aug. 27, Nov. 5 (at Notre Dame)

## Career Highs

**Kills:** 4 vs. Delaware, 8-31-13  
**Attacks:** 11 vs. Delaware, 8-31-13  
**Attack pct:** 1.000 (1-0-1); (6x; MR at Missouri State, 9-13-14)  
**Assists:** 11 at Pepperdine, 8-31-13  
**Serve aces:** 3 (3x; MR at Rutgers, 10-9-15)  
**Digs:** 29 (5x; MR vs. Kansas State, 9-18-15)  
**Blocks:** 0  
**Points:** 5 vs. Delaware, 8-31-13

# TAYLOR MOREY

5-6 • Senior • L • Muncie, Ind./Burris

**Of Note:** Member of the U.S. Collegiate National Team that toured China during June of 2015 ... ranks fifth in career digs with 1,455 ... also ranks fourth in digs per set with 3.96 ... transfer from Notre Dame ... great defender with excellent quickness ... sister Allyson played volleyball at Dayton, including three seasons under UW head coach Kelly Sheffield ... played on the same club team as Badger teammates Lauryn Gillis and Tionna Williams

**2015:** Has played in all 30 matches and all 105 sets at libero ... ranks third in the Big Ten with 4.51 digs per set ... has double-figure digs in 25 matches, including a season-high 29 vs. Kansas State (Sept. 18), which tied her career best ... has 20-plus digs in eight matches ... has led the team in digs in 24 matches ... ranks second on the team with 81 assists (0.77/set) ... had a season-high seven helpers vs. Georgia (Sept. 10) ... adds 19 service aces on the season, averaging 0.18 per set to rank second on the team ... set a career high with four service aces vs. Rutgers (Nov. 25) ... had the first kill of her season at Minnesota (Oct. 17) when a dig dropped in for a kill

**2014:** Played in all 34 matches and 116 sets at libero ... led the Big Ten and ranked 29th in the nation with 5.12 digs per set ... had double-figure digs in 32 matches ... had 20-plus digs in 14 matches ... tied her career high with 29 digs in three matches—vs. USC (Sept. 18), at Washington (Sept. 19) and vs. Nebraska (Oct. 26) ... led the team in digs in 28 matches ... ranked second on the team with 20 service aces (0.17/set) ... had a season-high two aces in three matches—vs. Notre Dame (Aug. 30); at Minnesota (Oct. 15) and at Iowa (Nov. 15) ... was aced only 16 times in 511 attempts (.969) ... had one kill vs. Missouri State (Sept. 13)

**2013:** Played in all 38 matches, starting two at left-side hitter and seven at defensive specialist ... also played libero for 13 matches ... averaged 2.65 digs per set ... recorded a season-high 25 digs vs. VCU (Sept. 21) ... had double-figure digs in 17 matches and 20-plus digs in five matches ... put up a career-best 11 assists and also had 13 digs vs. Pepperdine (Aug. 31) for her first career double-double ... started on the left-side vs. Delaware (Aug. 31) for the first time since high school, recording a career-best four kills, 11 attempts and five points ... had four service aces on the season

**2012 (at Notre Dame):** Played in all 30 matches at libero ... led the Fighting Irish and ranked 10th in the Big East with 4.13 digs per set ... led team in digs in 27 matches ... recorded double-digit digs in 26 contests, including nine matches with 20-plus digs ... tallied a career-high 29 digs in opening match of career against No. 1 UCLA (Aug. 24) ... had team-high 28 service aces, averaging 0.25 per set ... also had 108 assists (0.95/set) ... registered a career-high three service aces vs. UConn (Oct. 6) ... tied career-high with three service aces vs. St. John's (Oct. 7)

**Prep:** Indiana's 2010 Gatorade Player of the Year ... 2011 first-team Under Armour All-American ... one of ESPNHS's top 25 players in the class of 2012 ... *Volleyball Fab* 50 ... ranked 31st on PrepVolleyball.com Senior Aces ... led Burris High School to a pair of undefeated seasons and two state titles for coach Steve Shondell ... three-time all-state ... also played club volleyball with Munciana Volleyball Club for coach Mike Lingenfelter ... five-time All-American ... led club team to 2011 AAU national title and runner-up title in 2012 ... featured in December 2009 *Sports Illustrated* issue as part of its "Faces in the Crowd" feature ... won three NSA World Series titles on the softball circuit with the Indiana Shockwaves

**Personal:** Parents are Jack and Ingrid Morey ... has five siblings: Andrew (32), Ashley (30), Allyson (23), Ryan (17) and Jenny (12) ... nicknames are T, Tay and T-Mo ... born Sept. 30 ... major is life sciences communication with a certificate in entrepreneurship ... member of the Student-Athlete Advisory Committee

## Career Statistics

Season	SP	MP-MS	K	K/S	E	TA	Pct	A	A/S	SA	SA/S	SE	DIG	D/S	RE	BS	BA	TB	B/S	BE	BHE	Points	Pts/S
2012*	114	30-0	3	0.03	1	13	.154	108	0.95	28	0.25	53	471	4.13	36	0	0	0	0.00	0	0	31.0	0.27
2013	146	38-9	9	0.06	6	28	.107	74	0.51	4	0.03	13	387	2.65	38	0	0	0	0.00	0	1	13.0	0.09
2014	116	34-0	1	0.01	0	5	.200	38	0.33	20	0.17	24	594	5.12	16	0	0	0	0.00	0	0	21.0	0.18
2015	105	30-0	1	0.01	1	6	.000	81	0.77	19	0.18	11	474	4.51	19	0	0	0	0.00	0	1	20.0	0.19
<b>TOTAL</b>	<b>367</b>	<b>102-9</b>	<b>11</b>	<b>0.03</b>	<b>7</b>	<b>39</b>	<b>.103</b>	<b>193</b>	<b>0.53</b>	<b>43</b>	<b>0.12</b>	<b>48</b>	<b>1455</b>	<b>3.96</b>	<b>73</b>	<b>0</b>	<b>0</b>	<b>0</b>	<b>0.00</b>	<b>0</b>	<b>2</b>	<b>54.0</b>	<b>0.15</b>
<b>* All</b>	<b>481</b>	<b>132-9</b>	<b>14</b>	<b>0.03</b>	<b>8</b>	<b>52</b>	<b>.115</b>	<b>301</b>	<b>0.63</b>	<b>71</b>	<b>0.15</b>	<b>101</b>	<b>1926</b>	<b>4.00</b>	<b>109</b>	<b>0</b>	<b>0</b>	<b>0</b>	<b>0.00</b>	<b>0</b>	<b>2</b>	<b>85.0</b>	<b>0.18</b>

\* Statistics from Notre Dame

**Wisconsin Individual Match-by-Match (as of Nov 29, 2015)**

**All matches**

**# 6 Morey, Taylor**

Date	Opponent	sp	attack				set			serve				recept			dig	blocking				bhe	points
			k	e	ta	pct	a	ta	pct	sa	se	ta	pct	re	ta	pct		bs	ba	be	total		
Aug 28, 201	WESTERN KENTUCKY	4	0	0	0	.000	2	11	.182	0	0	13	1.00	0	11	1.00	17	0	0	0	0.0	0	0.0
Aug 29, 201	COLGATE	3	0	0	0	.000	3	18	.167	0	0	14	1.00	0	12	1.00	16	0	0	0	0.0	0	0.0
Aug 29, 201	COLL OF CHARLESTO	3	0	0	0	.000	0	6	.000	0	0	11	1.00	1	14	.929	12	0	0	0	0.0	0	0.0
Sep 04, 201	vs North Carolina	3	0	0	0	.000	4	17	.235	0	0	10	1.00	1	9	.889	20	0	0	0	0.0	0	0.0
Sep 05, 201	at Louisville	4	0	0	0	.000	6	13	.462	1	0	14	1.00	0	17	1.00	19	0	0	0	0.0	0	1.0
Sep 10, 201	GEORGIA	3	0	0	0	.000	7	11	.636	0	1	22	.955	0	12	1.00	11	0	0	0	0.0	0	0.0
Sep 11, 201	KENT STATE	3	0	0	0	.000	3	7	.429	0	0	10	1.00	0	12	1.00	12	0	0	0	0.0	0	0.0
Sep 18, 201	vs Kansas State	4	0	0	1	.000	6	19	.316	0	0	19	1.00	0	24	1.00	29	0	0	0	0.0	0	0.0
Sep 19, 201	at Creighton	3	0	0	1	.000	3	8	.375	0	0	12	1.00	1	17	.941	18	0	0	0	0.0	0	0.0
Sep 19, 201	vs Arkansas	5	0	0	0	.000	5	18	.278	0	1	15	.933	2	32	.938	17	0	0	0	0.0	0	0.0
Sep 23, 201	at Penn State	3	0	0	0	.000	1	8	.125	0	0	8	1.00	0	22	1.00	7	0	0	0	0.0	0	0.0
Sep 27, 201	at Ohio State	5	0	0	0	.000	3	13	.231	0	1	18	.944	0	29	1.00	20	0	0	0	0.0	0	0.0
Sep 30, 201	ILLINOIS	4	0	0	0	.000	2	10	.200	0	0	14	1.00	0	35	1.00	16	0	0	0	0.0	0	0.0
Oct 04, 201	NORTHWESTERN	3	0	0	0	.000	3	8	.375	1	0	11	1.00	0	9	1.00	11	0	0	0	0.0	0	1.0
Oct 09, 201	at Rutgers	3	0	0	0	.000	0	1	.000	3	1	18	.944	1	14	.929	9	0	0	0	0.0	0	3.0
Oct 10, 201	at Maryland	3	0	0	0	.000	4	12	.333	0	1	16	.938	0	14	1.00	13	0	0	0	0.0	0	0.0
Oct 14, 201	MINNESOTA	5	0	0	1	.000	2	19	.105	1	0	19	1.00	0	34	1.00	24	0	0	0	0.0	0	1.0
Oct 17, 201	at Minnesota	4	1	1	3	.000	5	38	.132	1	0	15	1.00	2	36	.944	25	0	0	0	0.0	0	2.0
Oct 23, 201	at Iowa	3	0	0	0	.000	5	19	.263	1	0	15	1.00	0	9	1.00	15	0	0	0	0.0	0	1.0
Oct 24, 201	at Nebraska	4	0	0	0	.000	1	17	.059	0	1	15	.933	0	19	1.00	13	0	0	0	0.0	0	0.0
Oct 30, 201	PURDUE	4	0	0	0	.000	2	13	.154	0	0	12	1.00	1	13	.923	20	0	0	0	0.0	0	0.0
Nov 01, 201	INDIANA	3	0	0	0	.000	1	5	.200	0	1	8	.875	1	9	.889	9	0	0	0	0.0	0	0.0
Nov 06, 201	MICHIGAN	3	0	0	0	.000	1	9	.111	0	1	13	.923	1	11	.909	22	0	0	0	0.0	0	0.0
Nov 08, 201	MICHIGAN STATE	3	0	0	0	.000	1	9	.111	1	0	12	1.00	0	8	1.00	8	0	0	0	0.0	0	1.0
Nov 11, 201	at Michigan	3	0	0	0	.000	1	21	.048	2	1	13	.923	2	27	.926	12	0	0	0	0.0	0	2.0
Nov 14, 201	IOWA	3	0	0	0	.000	2	5	.400	0	0	13	1.00	0	12	1.00	16	0	0	0	0.0	1	0.0
Nov 18, 201	at Illinois	5	0	0	0	.000	2	13	.154	2	1	23	.957	1	56	.982	27	0	0	0	0.0	0	2.0
Nov 22, 201	OHIO STATE	3	0	0	0	.000	2	6	.333	0	1	11	.909	1	10	.900	8	0	0	0	0.0	0	0.0
Nov 25, 201	RUTGERS	3	0	0	0	.000	4	15	.267	4	0	20	1.00	2	10	.800	13	0	0	0	0.0	0	4.0
Nov 28, 201	at Purdue	3	0	0	0	.000	0	10	.000	2	0	15	1.00	2	27	.926	15	0	0	0	0.0	0	2.0
Totals		105	1	1	6	.000	81	379	.214	19	11	429	.974	19	564	.966	474	0	0	0	0.0	1	20.0

Sets played: 105  
 Kills per set: 0.01  
 Assists per set: 0.77

Service aces per set: 0.18  
 Digs per set: 4.51

Points per set: 0.19



7

# AMBER MACDONALD

5-4 • Freshman • DS • Alpharetta, Ga./Blessed Trinity Catholic

**Of Note:** First Badger from the state of Georgia ... joined the team as a walk on

**2015:** Has played in all 30 matches, starting 19, and all 105 sets ... ranks fifth on the team with 1.99 digs per set ... has double-figure digs in seven matches ... had a career-high 15 digs vs. Colgate (Aug. 29) ... also added 14 digs vs. Georgia (Sept. 10) ... has led the team in digs in two matches ... had a career-high three service aces vs. Illinois (Sept. 30) ... adds 0.10 aces per set for fifth on the team ... has led the team in aces in five matches ... also chips in 0.33 assists per set ... had a career-high three assists vs. Western Kentucky (Aug. 28), at Louisville (Sept. 5) and at Ohio State (Sept. 27)

**Personal:** Parents are Jeff and Lara MacDonald ... father wrestled at New Hampshire ... has two sisters-Ashley (20) and Anna (14) ... born April 15 ... nicknames are Ber and Amb ... major is undeclared

Date	Opponent	SP	K	E	TA	Pct	A	SA	SE	RE	DIG	BS	BA	BE	Total	BHE	Points
Aug 28	W KENTUCKY	4	0	0	0	.000	3	0	2	0	11	0	0	0	0.0	0	0.0
Aug. 29	COLGATE	3	0	0	0	.000	1	0	3	0	15	0	0	0	0.0	0	0.0
Aug. 29	CHARLESTON	3	0	0	0	.000	0	2	0	0	5	0	0	0	0.0	0	2.0
Sept. 4	vs. North Carolina	3	0	0	0	.000	1	0	0	0	6	0	0	0	0.0	0	0.0
Sept. 5	at Louisville	4	0	0	0	.000	3	1	1	1	12	0	0	0	0.0	0	1.0
Sept. 10	GEORGIA	3	0	0	0	.000	2	1	0	0	14	0	0	0	0.0	0	1.0
Sept. 11	KENT STATE	3	0	0	0	.000	0	0	1	2	3	0	0	0	0.0	0	0.0
Sept. 18	vs Kansas State	4	0	0	0	.000	1	1	0	0	10	0	0	0	0.0	0	1.0
Sept. 19	at Creighton	3	0	0	0	.000	1	0	1	0	5	0	0	0	0.0	0	0.0
Sept. 19	vs Arkansas	5	0	0	0	.000	0	0	0	1	6	0	0	0	0.0	0	0.0
Sept. 23	at Penn State	3	0	0	0	.000	0	0	0	1	1	0	0	0	0.0	0	0.0
Sept. 27	at Ohio State	5	0	0	0	.000	3	0	1	2	4	0	0	0	0.0	0	0.0
Sept. 30	ILLINOIS	4	0	0	0	.000	0	3	2	0	3	0	0	0	0.0	0	3.0
Oct. 4	NORTHWESTERN	3	0	0	0	.000	2	0	0	0	6	0	0	0	0.0	0	0.0
Oct. 09	at Rutgers	3	0	0	0	.000	0	1	1	0	10	0	0	0	0.0	0	1.0
Oct. 10	at Maryland	3	0	0	0	.000	1	0	0	2	6	0	0	0	0.0	0	0.0
Oct. 14	MINNESOTA	5	0	0	0	.000	2	0	0	3	12	0	0	0	0.0	0	0.0
Oct. 17	at Minnesota	4	0	0	0	.000	0	1	2	1	9	0	0	0	0.0	0	1.0
Oct. 23	at Iowa	3	0	0	0	.000	1	0	2	1	9	0	0	0	0.0	0	0.0
Oct. 24	at Nebraska	4	0	0	0	.000	2	0	2	1	9	0	0	0	0.0	0	0.0
Oct 30	PURDUE	4	0	0	0	.000	1	0	2	2	7	0	0	0	0.0	0	0.0
Nov 1	INDIANA	3	0	0	0	.000	1	0	1	0	2	0	0	0	0.0	0	0.0
Nov. 6	MICHIGAN	3	0	0	0	.000	1	1	1	0	3	0	0	0	0.0	0	1.0
Nov. 8	MICHIGAN STATE	3	0	0	0	.000	1	0	1	0	3	0	0	0	0.0	0	0.0
Nov. 11	at Michigan	3	0	0	0	.000	1	0	1	0	4	0	0	0	0.0	0	0.0
Nov. 14	IOWA	3	0	0	0	.000	2	0	2	0	8	0	0	0	0.0	0	0.0
Nov. 18	at Illinois	5	0	0	0	.000	1	0	0	0	6	0	0	0	0.0	0	0.0
Nov. 22	OHIO STATE	3	0	0	0	.000	2	0	0	0	5	0	0	0	0.0	0	0.0
Nov 25	RUTGERS	3	0	0	0	.000	1	0	1	1	4	0	0	0	0.0	0	0.0
Nov 28	at Purdue	3	0	0	0	.000	1	0	1	1	11	0	0	0	0.0	0	0.0
<b>Totals</b>		<b>105</b>	<b>0</b>	<b>0</b>	<b>0</b>	<b>.000</b>	<b>35</b>	<b>11</b>	<b>28</b>	<b>19</b>	<b>209</b>	<b>0</b>	<b>0</b>	<b>0</b>	<b>0.0</b>	<b>0</b>	<b>11.0</b>

Sets played: 105

Service aces per set: 0.10

Blocks per set: 0.00

Assists per set: 0.33

Digs per set: 1.99

Points per set: 0.10

## Career Highs

**Kills:**

**Attacks:**

**Attack pct:**

**Assists:** 3 (3x; MR at Ohio State, 9-27-15)

**Serve aces:** 3 vs. Illinois, 9-30-15)

**Digs:** 15 vs. Colgate, 8-29-15

**Blocks:** 0

**Points:** 3.0 vs. Illinois, 9-30-15

## Career Statistics

Season	SP	MP-MS	K	K/S	E	TA	Pct	A	A/S	SA	SA/S	SE	DIG	D/S	RE	BS	BA	TB	B/S	BE	BHE	Points	Pts/S
2015	105	30-19	0	0.00	0	0	.000	35	0.33	11	0.10	28	209	1.99	19	0	0	0	0.00	0	0	11.0	0.10
<b>TOTAL</b>	<b>105</b>	<b>30-19</b>	<b>0</b>	<b>0.00</b>	<b>0</b>	<b>0</b>	<b>.000</b>	<b>35</b>	<b>0.33</b>	<b>11</b>	<b>0.10</b>	<b>28</b>	<b>209</b>	<b>1.99</b>	<b>19</b>	<b>0</b>	<b>0</b>	<b>0</b>	<b>0.00</b>	<b>0</b>	<b>0</b>	<b>11.0</b>	<b>0.10</b>



# TORI BLAKE

6-3 • Junior • MB • Midland, Mich./Midland

**Of Note:** Graduated from high school early and joined the Badgers for the 2013 spring semester

**2015:** Has played in 12 matches and 19 sets, making two starts... set a new career high with seven blocks vs. Kent State (Sept. 11) ... recorded a new career high with eight kills against Western Kentucky (Aug. 28) ... also set a career high with 10 points against the Lady Toppers ... contributes 0.58 blocks per set and .88 kills per set

**2014:** Played in 12 matches and 16 sets ... hit a team best .522, putting away 14 kills on 23 attempts with only two errors ... averaged 0.88 kills per set ... had a career-high five kills vs. Florida A&M (Sept. 6), taking a career-high nine attempts ... tied her career best with one dig vs. the Rattlers ... averaged 0.50 blocks per set ... had a career-high four blocks vs. Rutgers (Oct. 10)

**2013:** Played in 14 matches, starting one, and 22 sets ... had one dig and two blocks vs. Iona (Aug. 30) ... recorded a career-high two kills vs. Colgate (Sept. 21) ... recorded one kill and one block at Purdue (Nov. 2) ... tallied one kill and two blocks at Northwestern (Nov. 30) and vs. Milwaukee (Dec. 6) ... averaged 0.23 kills and 0.41 blocks per set

**Personal:** Parents are Gregg and Lynda Blake ... sister Dani (21) plays basketball at Michigan Tech ... born April 7 ... nicknames are Bambi, Taz, and Shark Bait ... full name is Victoria ... major is retailing

Date	Opponent	SP	K	E	TA	Pct	A	SA	SE	RE	DIG	BS	BA	BE	Total	BHE	Points
Aug. 28	W KENTUCKY	4	8	4	18	.222	0	0	0	0	0	1	2	0	3.0	0	10.0
Aug. 29	COLGATE	1	0	0	0	.000	0	0	0	0	0	0	0	0	0.0	0	0.0
Sept. 4	vs. North Carolina	1	0	0	0	.000	0	0	0	0	0	0	0	0	0.0	0	0.0
Sept. 5	at Louisville	2	1	0	1	1.000	0	0	0	0	0	0	0	0	0.0	0	1.0
Sept. 10	GEORGIA	1	1	0	1	1.000	0	0	0	0	0	0	0	0	0.0	0	1.0
Sept. 11	KENT STATE	3	5	0	7	.714	0	0	0	0	2	0	7	0	7.0	0	8.5
Sept. 18	vs Kansas State	1	0	0	0	.000	0	0	0	0	0	0	0	0	0.0	0	0.0
Sept. 19	at Creighton	1	0	0	3	.000	0	0	0	0	0	0	0	0	0.0	0	0.0
Sept. 19	vs Arkansas	1	0	0	2	.000	0	0	0	0	0	0	0	0	0.0	0	0.0
Nov. 6	MICHIGAN	1	0	0	0	.000	0	0	0	0	0	0	1	0	1.0	0	0.5
Nov. 18	at Illinois	1	0	0	0	.000	0	0	0	0	0	0	0	0	0.0	0	0.0
Nov. 25	RUTGERS	2	4	0	6	.667	0	0	0	0	0	0	0	0	0.0	0	4.0
<b>Totals</b>		<b>19</b>	<b>19</b>	<b>4</b>	<b>38</b>	<b>.395</b>	<b>0</b>	<b>0</b>	<b>0</b>	<b>0</b>	<b>2</b>	<b>1</b>	<b>10</b>	<b>0</b>	<b>11.0</b>	<b>0</b>	<b>25.0</b>

Sets played: 19  
 Kills per set: 1.00  
 Digs per set: 0.11  
 Blocks per set: 0.58  
 Points per set: 1.32

## Career Highs

**Kills:** 8 vs. Western Kentucky, 8-28-15  
**Attempts:** 18 vs. Western Kentucky, 8-28-15  
**Hitting Percentage:** .714 (5-0-7) vs. Kent State, 10-11-15  
**Assists:** 0  
**Service Aces:** 0  
**Digs:** 1 (2x; MR vs. Florida A&M, 9-6-14)  
**Blocks:** 7 vs. Kent State, 9-11-15  
**Points:** 10 vs. Western Kentucky, 8-28-15

## Career Statistics

Season	SP	MP-MS	K	K/S	E	TA	Pct	A	A/S	SA	SA/S	SE	DIG	D/S	RE	BS	BA	TB	B/S	BE	BHE	Points	Pts/S
2013	22	14-1	5	0.23	3	12	.167	0	0.00	0	0.00	0	1	0.05	0	1	8	9	0.41	2	0	10.0	0.45
2014	16	12-0	14	0.88	2	23	.522	0	0.00	0	0.00	0	1	0.06	0	0	8	8	0.50	1	0	18.0	1.12
2015	19	12-2	19	1.00	4	38	.395	0	0.00	0	0.00	0	2	0.11	0	1	10	11	0.58	0	0	25.0	1.32
<b>TOTAL</b>	<b>57</b>	<b>38-3</b>	<b>38</b>	<b>0.67</b>	<b>9</b>	<b>73</b>	<b>.397</b>	<b>0</b>	<b>0.00</b>	<b>0</b>	<b>0.00</b>	<b>0</b>	<b>4</b>	<b>0.07</b>	<b>0</b>	<b>2</b>	<b>26</b>	<b>28</b>	<b>0.49</b>	<b>3</b>	<b>0</b>	<b>53.0</b>	<b>0.93</b>





11

## Honors

- 2015 Big Ten All-Freshman Team (unanimous)
- 2015 Creighton Classic All-Tournament
- Big Ten Defensive Player of the Week–Oct. 5, 2015 (co), Oct. 26, 2015
- Big Ten Freshman of the Week–Oct. 26, 2015; Nov. 16, 2015

## Career Highs

**Kills:** 16 vs. Arkansas, 9-19-15  
**Attacks:** 27 (3x; MR vs. Minnesota, 10-14-15)  
**Attack pct:** .818 (9-0-11) vs. Iowa, 11-14-15  
**Assists:** 1 (2x; MR vs. Arkansas, 9-19-15)  
**Serve aces:** 0  
**Digs:** 3 (3x; MR at Illinois, 11-18-15)  
**Blocks:** 7 (3x; MR at Nebraska, 10-26-15)  
**Points:** 18.0 vs. Arkansas, 9-19-15

# TIONNA WILLIAMS

6-2 • Freshman • MB • Fort Wayne, Ind./Concordia Lutheran

**Of Note:** Played on the same club team as Badger teammates Lauryn Gillis and Taylor Morey

**2015:** Has played in all 30 matches, starting 28, and 10 sets ... leads the team and ranks fourth in the Big Ten with 1.34 blocks per set, which is best among conference freshmen ... also ranked third in the Big Ten with 1.40 blocks per set in conference-only matches ... had a career-high seven blocks vs. Illinois (Sept. 30), vs. Minnesota (Oct. 14), at Iowa (Oct. 23) and at Nebraska (Oct. 24) ... has five-or-more blocks in 18 matches ... has led the team in blocks in 17 matches ... adds 2.21 kills per set ... had a career-high 16 kills vs. Arkansas (Sept. 19) ... has double-figure kills in three matches ... ranks second on the team with a .318 hitting percentage, which is 11th in the Big Ten ... also ranks 10th in Big Ten with a .325 hitting percentage in conference-only matches ... had one assist in three matches, most recently vs. Minnesota (Oct. 14) ... tallied a career-high three digs at Maryland (Oct. 10), at Iowa (Oct. 23) and at Illinois (Nov. 18)

**High School:** 2015 AAU All-American ... 2015 *Volleyball Magazine* Fab 50 ... ranked sixth by PrepVolleyball.com on list of Senior Aces ... *USA Today* All-USA First Team ... 2014 AVCA Under Armour first-team All-American ... four-time conference player of the year for coach Trish Miller at Concordia Lutheran ... two-time first-team all-state ... two-time *News Sentinel* and *Journal Gazette* Player of the Year

**Personal:** Parents are Clint Csadenyi and DeCarlo Williams ... has two siblings–Kayla Williams (15) and DaCari Williams (13) ... born Sept. 10 ... major is undeclared



## Career Statistics

Season	SP	MP-MS	K	K/S	E	TA	Pct	A	A/S	SA	SA/S	SE	DIG	D/S	RE	BS	BA	TB	B/S	BE	BHE	Points	Pts/S
2015	100	30-28	221	2.21	69	478	.318	3	0.03	0	0.00	1	20	0.20	1	8	126	134	1.34	11	1	292.0	2.92
TOTAL	100	30-28	221	2.21	69	478	.318	3	0.03	0	0.00	1	20	0.20	1	8	126	134	1.34	11	1	292.0	2.92

# Wisconsin Individual Match-by-Match (as of Nov 29, 2015)

## All matches

### #11 Williams, Tionna

Date	Opponent	sp	attack				set			serve				recept			dig	blocking				team			
			k	e	ta	pct	a	ta	pct	sa	se	ta	pct	re	ta	pct		bs	ba	be	total	bhe	points	hit%	score
Aug 28, 201	WESTERN KENTUCKY	2	0	0	1	.000	0	0	.000	0	1	1	.000	0	0	.000	0	0	1	0	1.0	0	0.5	.250	1-3
Aug 29, 201	COLGATE	*3	6	5	24	.042	0	0	.000	0	0	0	.000	0	0	.000	0	0	6	0	6.0	0	9.0	.225	3-0
Aug 29, 201	COLL OF CHARLESTO	*3	4	1	7	.429	1	1	1.00	0	0	0	.000	0	0	.000	1	1	5	1	6.0	0	7.5	.351	3-0
Sep 04, 201	vs North Carolina	*3	4	3	10	.100	0	0	.000	0	0	0	.000	0	1	1.00	1	1	2	1	3.0	0	6.0	.202	3-0
Sep 05, 201	at Louisville	*4	9	3	20	.300	0	0	.000	0	0	0	.000	0	0	.000	1	0	6	0	6.0	0	12.0	.240	3-1
Sep 10, 201	GEORGIA	*3	9	2	12	.583	0	1	.000	0	0	1	1.00	0	0	.000	1	0	6	0	6.0	0	12.0	.402	3-0
Sep 11, 201	KENT STATE	1	3	1	6	.333	0	0	.000	0	0	0	.000	0	1	1.00	0	0	1	0	1.0	0	3.5	.354	3-0
Sep 18, 201	vs Kansas State	*4	9	2	27	.259	0	1	.000	0	0	0	.000	0	0	.000	0	0	2	1	2.0	0	10.0	.206	3-1
Sep 19, 201	at Creighton	*3	5	2	12	.250	0	1	.000	0	0	0	.000	1	3	.667	1	0	4	0	4.0	0	7.0	.197	3-0
Sep 19, 201	vs Arkansas	*5	16	2	27	.519	1	1	1.00	0	0	0	.000	0	5	1.00	1	1	2	0	3.0	0	18.0	.293	2-3
Sep 23, 201	at Penn State	*3	8	2	16	.375	0	0	.000	0	0	0	.000	0	1	1.00	0	0	2	1	2.0	0	9.0	.196	0-3
Sep 27, 201	at Ohio State	*5	9	2	20	.350	0	0	.000	0	0	0	.000	0	0	.000	1	0	5	0	5.0	0	11.5	.201	2-3
Sep 30, 201	ILLINOIS	*4	8	2	21	.286	0	0	.000	0	0	0	.000	0	0	.000	0	0	7	2	7.0	0	11.5	.268	3-1
Oct 04, 201	NORTHWESTERN	*3	6	2	13	.308	0	2	.000	0	0	0	.000	0	1	1.00	0	1	5	0	6.0	0	9.5	.245	3-0
Oct 09, 201	at Rutgers	*3	6	1	14	.357	0	0	.000	0	0	0	.000	0	0	.000	0	0	6	0	6.0	0	9.0	.395	3-0
Oct 10, 201	at Maryland	*3	6	3	13	.231	0	0	.000	0	0	0	.000	0	0	.000	3	1	4	1	5.0	0	9.0	.390	3-0
Oct 14, 201	MINNESOTA	*5	7	6	27	.037	1	2	.500	0	0	0	.000	0	0	.000	0	0	7	0	7.0	0	10.5	.155	2-3
Oct 17, 201	at Minnesota	*4	12	2	22	.455	0	2	.000	0	0	0	.000	0	0	.000	1	1	5	1	6.0	1	15.5	.233	1-3
Oct 23, 201	at Iowa	*3	7	4	17	.176	0	1	.000	0	0	0	.000	0	0	.000	3	1	6	0	7.0	0	11.0	.252	3-0
Oct 24, 201	at Nebraska	*4	9	2	17	.412	0	0	.000	0	0	0	.000	0	0	.000	0	0	7	0	7.0	0	12.5	.253	3-1
Oct 30, 201	PURDUE	*4	8	3	22	.227	0	0	.000	0	0	0	.000	0	1	1.00	1	0	4	0	4.0	0	10.0	.275	3-1
Nov 01, 201	INDIANA	*3	7	2	13	.385	0	0	.000	0	0	0	.000	0	1	1.00	0	0	5	0	5.0	0	9.5	.403	3-0
Nov 06, 201	MICHIGAN	*3	7	3	15	.267	0	0	.000	0	0	0	.000	0	0	.000	1	0	3	0	3.0	0	8.5	.311	3-0
Nov 08, 201	MICHIGAN STATE	*3	8	2	11	.545	0	0	.000	0	0	0	.000	0	0	.000	0	0	1	0	1.0	0	8.5	.365	3-0
Nov 11, 201	at Michigan	*3	7	2	12	.417	0	0	.000	0	0	0	.000	0	0	.000	0	0	5	0	5.0	0	9.5	.295	3-0
Nov 14, 201	IOWA	*3	9	0	11	.818	0	0	.000	0	0	0	.000	0	0	.000	0	0	2	0	2.0	0	10.0	.424	3-0
Nov 18, 201	at Illinois	*5	13	2	26	.423	0	2	.000	0	0	0	.000	0	0	.000	3	0	5	1	5.0	0	15.5	.160	3-2
Nov 22, 201	OHIO STATE	*3	8	3	16	.312	0	0	.000	0	0	0	.000	0	0	.000	1	1	4	0	5.0	0	11.0	.321	3-0
Nov 25, 201	RUTGERS	*2	5	0	9	.556	0	1	.000	0	0	0	.000	0	0	.000	0	0	5	2	5.0	0	7.5	.330	3-0
Nov 28, 201	at Purdue	*3	6	5	17	.059	0	0	.000	0	0	0	.000	0	3	1.00	0	0	3	0	3.0	0	7.5	.319	3-0
Totals		100	221	69	478	.318	3	15	.200	0	1	2	.500	1	17	.941	20	8	126	11	134	1	292.0		

Sets played: 100  
Kills per set: 2.21  
Assists per set: 0.03

Digs per set: 0.20  
Blocks per set: 1.34

Points per set: 2.92



# HALEIGH NELSON

6-4 • Junior • MB • Cary, N.C./Cardinal Gibbons

**Of note:** Ranks second in program history with a career hitting percentage of .365, seventh in blocks per set (1.23) and eighth in block assists (411)

**2015:** Has started all 30 matches and played in all 105 sets ... ranks third on the team with 2.65 kills per set ... set a career high with 18 kills vs. Arkansas (Sept. 19) and at Illinois (Nov. 18) ... has led the team in kills in five matches ... leads the team and ranks second in the Big Ten with a hitting percentage of .422 ... led the Big Ten with a .432 hitting percentage in conference-only matches ... ranks second on the team and fourth in the Big Ten with 1.27 blocks per set ... had a season high eight blocks at Nebraska (Oct. 24) and at Michigan (Nov. 11) ... set a new career high with three block solos vs. Michigan State (Nov. 8) ... has led the team in blocks in 14 matches ... set a new career high with four service aces vs. Kent State (Sept. 11) and at Iowa (Oct. 23) ... has a team-best 28 service aces and ranks 10th in Big Ten with .27/set ... has led the team in aces in nine matches ... recorded a season-high five digs at Iowa

**2014:** Played in 34 matches, starting 33, and 114 sets ... led the team with a .359 hitting percentage, which ranked second in the Big Ten and 54th nationally ... ranked fifth on the team with 2.28 kills per set ... had double-figure kills in eight matches ... tied her career high with 16 kills at Michigan (Nov. 7) ... led the team in kills in four matches ... had a career-high two assists at Rutgers (Nov. 26) ... ranked fourth on the team with 18 service aces (0.16/set) after not serving at all as a freshman ... had a career-high three aces vs. Miami (Sept. 12) ... led the team in aces in five matches ... added 0.68 digs per set ... had a career-high six digs at Colorado State (Sept. 6) and vs. Ohio State (Dec. 12) ... led the team with 1.33 blocks per set, which ranked third in the Big Ten and 31st nationally ... led the team in blocks in 19 matches

**2013:** Started 37 of 38 matches and played in 145 of 136 sets ... finished second on the team in hitting percentage at .318, which was tied for ninth in the Big Ten ... led the team with 1.13 blocks per set, which ranked seventh in the Big Ten ... tallied career bests of 16 kills at Michigan (Nov. 23) and 10 blocks at Nebraska (Oct. 5) ... had 14 kills vs. Minnesota (Nov. 27) ... collected nine blocks to lead the team in the NCAA National Championship game vs. Penn State (Dec. 21) ... hit a career-best .727 (8-0-11) at NDSU (Sept. 7) ... averaged 1.74 kills per set ... had double-figure kills in seven matches, including the last three regular season matches ... recorded a career best three digs at NDSU (Sept. 7) ... put up three-or-more blocks in 30 matches and five-or-more in 17 matches ... hit over .300 in 23 matches and .400-or-more in 12 matches

**High school:** AVCA Under Armour All-America first team ... guided Cardinal Gibbons High School to four-straight 3A state championships for coach Logan Barber ... named state tournament most valuable player honors as a senior ... named the 2012 Carolina 6 Conference Player of the Year ... three-time all-conference selection ... also played with Triangle Volleyball Club for coach Mike Schall ... named the 2011 winner of the Triangle Award for leadership ... named a top-10 star at the 2012 Lone Star Classic ... earned all-tournament honors at the Carolina Region championship ... an excellent student with a 4.25 grade point average ... member of the National Honor Society.

**Personal:** Parents are Harold and Suzette Nelson, and Vanessa Nelson ... has one sister, Hannah (15) ... born April 6 ... nickname is Nelly ... major is business: marketing ... advertising chair of the Student-Athlete Advisory Committee (SAAC) and member of the Coordinated Leadership Initiative (CLI) ... also volunteers with Badgers Give Back

## Honors

- 2015 All-Big Ten
- 2015 Creighton Classic MVP
- 2015 HotelRED Invitational All-Tournament
- 2014 AVCA Honorable Mention All-American
- 2014 AVCA All-Northeast Region
- 2014 Honorable Mention All-Big Ten
- 2014 HotelRED Invitational All-Tournament
- 2014 Academic All-Big Ten
- 2013 Big Ten All-Freshman Team
- Big Ten Player of the Week, Nov. 23, 2015
- Big Ten Defensive Player of the Week, Nov. 23, 2015
- Big Ten Freshman of the Week, Sept. 30, 2013

## Career Highs

**Kills:** 18 (2x; MR at Illinois, 11-18-15)  
**Attempts:** 30 at Michigan, 11-7-14  
**Hitting Percentage:** .727 (8-0-11) at North Dakota State, 9-7-13  
**Assists:** 2 at Rutgers, 11-26-14  
**Service Aces:** 4 (2x; MR at Iowa, 10-23-15)  
**Digs:** 6 (2x; MR vs. Ohio State, 12-12-14)  
**Blocks:** 10 at Nebraska, 10-5-13  
**Points:** 23.5 vs. Arkansas, 9-19-15

## Career Statistics

Season	SP	MP-MS	K	K/S	E	TA	Pct	A	A/S	SA	SA/S	SE	DIG	D/S	RE	BS	BA	TB	B/S	BE	BHE	Points	Pts/S
2013	145	38-37	252	1.74	60	603	.318	4	0.03	0	0.00	0	21	0.14	1	16	148	164	1.13	17	1	342.0	2.36
2014	114	34-33	260	2.28	62	551	.359	6	0.05	18	0.16	32	77	0.68	1	8	144	152	1.33	10	1	358.0	3.14
2015	105	30-30	278	2.65	45	552	.422	11	0.10	28	0.27	25	64	0.61	0	14	119	133	1.27	10	1	379.5	3.61
<b>TOTAL</b>	<b>364</b>	<b>102-100</b>	<b>790</b>	<b>2.17</b>	<b>167</b>	<b>1706</b>	<b>.365</b>	<b>21</b>	<b>0.06</b>	<b>46</b>	<b>0.13</b>	<b>57</b>	<b>162</b>	<b>0.45</b>	<b>2</b>	<b>38</b>	<b>411</b>	<b>449</b>	<b>1.23</b>	<b>37</b>	<b>3</b>	<b>1079.5</b>	<b>2.96</b>

**Wisconsin Individual Match-by-Match (as of Nov 29, 2015)**

**All matches**

**#13 Nelson, Haleigh**

Date	Opponent	sp	attack				set			serve				recept			dig	blocking				bhe	points	hit%	team score
			k	e	ta	pct	a	ta	pct	sa	se	ta	pct	re	ta	pct		bs	ba	be	total				
Aug 28, 201	WESTERN KENTUCKY	*4	8	1	19	.368	0	0	.000	0	2	14	.857	0	0	.000	2	2	4	0	6.0	0	12.0	.250	1-3
Aug 29, 201	COLGATE	*3	7	1	10	.600	0	1	.000	0	0	6	1.00	0	0	.000	1	1	3	1	4.0	0	9.5	.225	3-0
Aug 29, 201	COLL OF CHARLESTO	*3	7	2	12	.417	0	2	.000	1	0	7	1.00	0	0	.000	1	0	4	1	4.0	0	10.0	.351	3-0
Sep 04, 201	vs North Carolina	*3	11	0	19	.579	1	3	.333	0	0	8	1.00	0	0	.000	2	0	3	0	3.0	0	12.5	.202	3-0
Sep 05, 201	at Louisville	*4	6	5	19	.053	0	1	.000	0	0	14	1.00	0	2	1.00	3	0	4	0	4.0	0	8.0	.240	3-1
Sep 10, 201	GEORGIA	*3	4	0	8	.500	0	0	.000	0	1	2	.500	0	0	.000	0	1	4	1	5.0	0	7.0	.402	3-0
Sep 11, 201	KENT STATE	*3	11	2	19	.474	1	4	.250	4	0	17	1.00	0	3	1.00	0	1	1	0	2.0	0	16.5	.354	3-0
Sep 18, 201	vs Kansas State	*4	11	3	28	.286	1	5	.200	0	0	15	1.00	0	1	1.00	1	0	5	0	5.0	0	13.5	.206	3-1
Sep 19, 201	at Creighton	*3	4	0	12	.333	0	1	.000	1	1	11	.909	0	0	.000	3	0	7	0	7.0	0	8.5	.197	3-0
Sep 19, 201	vs Arkansas	*5	18	3	29	.517	1	2	.500	3	1	16	.938	0	3	1.00	3	0	5	1	5.0	0	23.5	.293	2-3
Sep 23, 201	at Penn State	*3	10	3	18	.389	0	1	.000	0	0	11	1.00	0	4	1.00	2	0	3	0	3.0	0	11.5	.196	0-3
Sep 27, 201	at Ohio State	*5	11	3	27	.296	0	1	.000	1	1	17	.941	0	0	.000	4	1	2	0	3.0	0	14.0	.201	2-3
Sep 30, 201	ILLINOIS	*4	12	3	27	.333	1	5	.200	1	2	17	.882	0	0	.000	3	0	5	1	5.0	0	15.5	.268	3-1
Oct 04, 201	NORTHWESTERN	*3	5	2	14	.214	0	2	.000	1	1	11	.909	0	1	1.00	1	0	6	0	6.0	0	9.0	.245	3-0
Oct 09, 201	at Rutgers	*3	6	0	12	.500	1	3	.333	2	0	10	1.00	0	1	1.00	1	0	3	1	3.0	0	9.5	.395	3-0
Oct 10, 201	at Maryland	*3	8	0	13	.615	0	1	.000	0	1	12	.917	0	0	.000	4	0	3	0	3.0	0	9.5	.390	3-0
Oct 14, 201	MINNESOTA	*5	12	2	23	.435	1	6	.167	2	0	23	1.00	0	0	.000	3	0	5	1	5.0	0	16.5	.155	2-3
Oct 17, 201	at Minnesota	*4	6	1	23	.217	0	1	.000	0	2	12	.833	0	0	.000	1	0	5	0	5.0	0	8.5	.233	1-3
Oct 23, 201	at Iowa	*3	6	0	13	.462	0	4	.000	4	0	17	1.00	0	0	.000	5	0	3	0	3.0	0	11.5	.252	3-0
Oct 24, 201	at Nebraska	*4	5	0	15	.333	0	1	.000	0	1	14	.929	0	1	1.00	1	2	6	0	8.0	0	10.0	.253	3-1
Oct 30, 201	PURDUE	*4	9	2	16	.438	0	0	.000	0	1	15	.933	0	3	1.00	1	0	1	0	1.0	0	9.5	.275	3-1
Nov 01, 201	INDIANA	*3	11	2	16	.562	0	1	.000	1	1	9	.889	0	0	.000	2	0	2	1	2.0	0	13.0	.403	3-0
Nov 06, 201	MICHIGAN	*3	14	1	24	.542	1	2	.500	0	2	14	.857	0	1	1.00	2	0	4	1	4.0	0	16.0	.311	3-0
Nov 08, 201	MICHIGAN STATE	*3	7	0	12	.583	1	1	1.00	1	1	13	.923	0	0	.000	2	3	4	0	7.0	0	13.0	.365	3-0
Nov 11, 201	at Michigan	*3	10	2	21	.381	0	1	.000	1	2	11	.818	0	0	.000	4	2	6	0	8.0	0	16.0	.295	3-0
Nov 14, 201	IOWA	*3	11	1	18	.556	0	0	.000	3	3	14	.786	0	0	.000	3	0	4	0	4.0	0	16.0	.424	3-0
Nov 18, 201	at Illinois	*5	18	3	36	.417	0	3	.000	0	0	18	1.00	0	0	.000	4	0	7	0	7.0	1	21.5	.160	3-2
Nov 22, 201	OHIO STATE	*3	12	1	19	.579	1	5	.200	2	0	18	1.00	0	6	1.00	4	0	6	0	6.0	0	17.0	.321	3-0
Nov 25, 201	RUTGERS	*3	7	0	12	.583	0	0	.000	0	1	9	.889	0	4	1.00	0	1	2	1	3.0	0	9.0	.330	3-0
Nov 28, 201	at Purdue	*3	11	2	18	.500	1	1	1.00	0	1	6	.833	0	1	1.00	1	0	2	0	2.0	0	12.0	.319	3-0
Totals		105	278	45	552	.422	11	58	.190	28	25	381	.934	0	31	1.00	64	14	119	10	133	1	379.5		

Sets played: 105  
Kills per set: 2.65  
Assists per set: 0.10

Service aces per set: 0.27  
Digs per set: 0.61  
Blocks per set: 1.27

Points per set: 3.61





12

# JULIA SAUNDERS

6-3 • Freshman • OH/RS • LaGrange, Ill./Nazareth Academy

**Of Note:** Coached in high school by her father ... mother played volleyball at Oklahoma from 1983-87, setting school season records for blocks ... father competed in track and cross country at Illinois-Chicago from 1970-74, earning five All-America honors and is a member of the UIC Hall of Fame

**2015:** Appeared in four matches and has played four sets ... tallied the match-ending kill vs. Iowa (Nov. 14) ... also had a kill vs. Georgia (Sept. 10) ... had her first career block vs. Rutgers (Nov. 25)

**High School:** 2015 *Volleyball Magazine* Fab 50 ... ranked as the No. 71 recruit by PrepVolleyball.com ... three-time East Suburban Catholic Conference player of the year for coach Wayne Saunders ... second-team all-state selection by the *Champaign News Gazette* ... guided Nazareth Academy to three regional titles ... averaged 4.1 kills, 2.1 digs and 0.6 blocks per set as a senior ... participated in USA Volleyball's High Performance program ... third-team AVCA Under Armour All-American ... member of the A Honor Roll ... named an Advanced Placement Scholar ... also played club volleyball with 1st Alliance under coach Sue Keck ... member of USA Volleyball's High Performance program, competing with the Junior A1 team, aiding her team to a first-place finish

**Personal:** Parents are Wayne and Margaret (Page) Saunders ... has one sister--Emma (20) ... born June 25 ... intends on majoring in biology ... nickname is Saunders

Date	Opponent	SP	K	E	TA	Pct	A	SA	SE	RE	DIG	BS	BA	BE	Total	BHE	Points
Sept. 10	GEORGIA	1	1	0	2	.500	0	0	0	0	0	0	0	0	0.0	0	1.0
Oct. 9	at RUTGERS	1	0	0	0	.000	0	0	0	0	0	0	0	0	0.0	0	0.0
Nov. 14	IOWA	1	1	0	3	.333	0	0	0	0	0	0	0	0	0.0	0	1.0
Nov 25	RUTGERS	1	0	0	0	.000	0	0	0	0	0	0	1	0	1.0	0	0.5
<b>Totals</b>		<b>4</b>	<b>2</b>	<b>0</b>	<b>5</b>	<b>.400</b>	<b>0</b>	<b>0</b>	<b>0</b>	<b>0</b>	<b>0</b>	<b>0</b>	<b>1</b>	<b>0</b>	<b>1.0</b>	<b>0</b>	<b>2.5</b>

Sets played: 4  
Kills per set: 0.50  
Blocks per set: 0.25  
Points per set: 0.62

## Career Highs

**Kills:** 1 (2x. MR vs. Iowa, 11-14-15)  
**Attacks:** 3 vs. Iowa, 11-14-15  
**Attack pct:** .500 (1-0-2) vs. Georgia, 9-10-15  
**Assists:** 0  
**Serve aces:** 0  
**Digs:** 0  
**Blocks:** 0  
**Points:** 1 (2x. MR vs. Iowa, 11-14-15)

## Career Statistics

Season	SP	MP-MS	K	K/S	E	TA	Pct	A	A/S	SA	SA/S	SE	DIG	D/S	RE	BS	BA	TB	B/S	BE	BHE	Points	Pts/S
2015	4	4-0	2	0.50	0	5	.400	0	0.00	0	0.00	0	0	0.00	0	0	1	1	0.25	0	0	2.5	0.50
<b>TOTAL</b>	<b>4</b>	<b>4-0</b>	<b>2</b>	<b>0.50</b>	<b>0</b>	<b>5</b>	<b>.400</b>	<b>0</b>	<b>0.00</b>	<b>0</b>	<b>0.00</b>	<b>0</b>	<b>0</b>	<b>0.00</b>	<b>0</b>	<b>0</b>	<b>1</b>	<b>1</b>	<b>0.25</b>	<b>0</b>	<b>0</b>	<b>2.5</b>	<b>0.50</b>



# MADISON DUELLO

**6-3 • Freshman • OH • Kansas City, Mo./Liberty**

**2015:** Has played in 26 matches, starting one, and 67 sets ... currently serving for Lauryn Gillis ... had her first career service ace vs. Purdue (Oct. 30) ... recorded a career-high two service aces vs. Rutgers (Nov. 25) ... had a career-high five kills vs. Colgate (Aug. 29) ... averaging 0.40 kills per set ... also had a career high two blocks four times, most recently vs. Iowa (Nov. 14) ... tallied a career high four digs vs. Indiana .. also added three digs vs. Purdue ... adds 0.15 blocks per set

**High school:** 2015 *Volleyball Magazine* Feb 50 ... No. 9 recruit in the country by PrepVolleyball.com ... 2014 Missouri Gatorade Player of the Year ... 2014 AVCA Under Armour first-team All-American ... played in the Under Armour All-America match ... three-time all-state pick for coaches April Fleming and Eric Leone at Liberty High School ... aided Liberty to three districts titles and a fourth-place finish at state in 2014 ... had 546 kills (6.7/set), 239 digs (3.0/set), 53 blocks (0.7/set) and 23 service aces while hitting .420 as a senior ... ended her career as her school's record holder for kills with 1,391 ... 2015 Kansas City Star All-Metro Player of the Year ... four-time all-conference ... three-time all-district and all-region ... played club volleyball with KC Power under coaches Katie Martincich and Mike Dauernheim ... named on of the top-50 Juniors by PrepVolleyball.com

**Personal:** Parents are Dave and Kristin Duello ... has one brother-Cameron (14) ... born May 6 ... intends on majoring in elementary education ... nickname is D

## Career Highs

**Kills:** 5 vs. Colgate, 8-29-15

**Attacks:** 16 vs. Kansas State, 9-18-15

**Attack pct:** .333 (1-0-3) at Louisville, 9-5-15

**Assists:**

**Serve aces:**

**Digs:** 4 vs. Indiana, 11-1-15

**Blocks:** 2 (3x; MR at Iowa, 10-23-15)

**Points:** 6.0 vs. Colgate, 8-29-15

Date	Opponent	SP	K	E	TA	Pct	A	SA	SE	RE	DIG	BS	BA	BE	Total	BHE	Points
Aug 28	W. KENTUCKY	1	1	1	2	.000	0	0	0	0	0	0	0	0	0.0	0	1.0
Aug 29	COLGATE	3	5	4	13	.077	0	0	0	0	0	0	2	0	2.0	0	6.0
Sept. 4	vs. North Carolina	3	4	3	10	.100	0	0	0	0	0	0	0	0	0.0	0	4.0
Sept. 5	at Louisville	1	1	0	3	.333	0	0	0	0	0	0	0	0	0.0	0	1.0
Sept. 10	GEORGIA	2	1	0	2	.500	0	0	0	0	0	0	2	0	2.0	0	2.0
Sept. 11	KENT STATE	1	1	1	2	.000	0	0	0	0	0	0	0	0	0.0	0	1.0
Sept. 18	vs Kansas State	3	4	4	16	.000	0	0	0	0	2	0	1	0	1.0	0	4.5
Sept. 19	vs Arkansas	1	2	2	5	.000	0	0	0	0	0	0	0	0	0.0	0	2.0
Sept. 23	at Penn State	2	0	1	2	-.500	0	0	0	0	0	0	1	0	1.0	0	0.5
Sept. 27	at Ohio State	1	0	1	1	-1.000	0	0	0	0	0	0	0	0	0.0	0	0.0
Oct. 4	NORTHWESTERN	3	0	0	0	.000	0	0	1	0	1	0	0	0	0.0	0	0.0
Oct. 9	at Rutgers	1	1	0	1	1.000	0	0	0	0	0	0	0	0	0.0	0	1.0
Oct. 10	at Maryland	1	0	0	0	.000	0	0	1	0	0	0	0	0	0.0	0	0.0
Oct. 17	at Minnesota	4	0	0	1	.000	0	0	1	0	1	0	0	0	0.0	0	0.0
Oct. 23	at Iowa	3	4	2	9	.222	0	0	0	0	2	0	2	0	2.0	0	5.0
Oct. 24	at Nebraska	4	0	1	1	-1.000	0	0	2	0	2	0	0	0	0.0	0	0.0
Oct 30	PURDUE	4	0	0	0	.000	1	1	2	0	3	0	0	0	0.0	0	1.0
Nov 1	INDIANA	3	0	0	0	.000	1	1	0	0	4	0	0	0	0.0	0	1.0
Nov. 6	MICHIGAN	3	2	2	7	.000	0	0	1	0	0	0	0	0	0.0	0	2.0
Nov. 8	MICHIGAN STATE	3	0	0	0	.000	0	0	0	0	1	0	0	0	0.0	0	0.0
Nov. 11	at Michigan	3	0	0	0	.000	0	0	3	0	1	0	0	0	0.0	0	0.0
Nov. 14	IOWA	3	1	2	4	-.250	0	0	0	0	0	0	2	0	2.0	0	2.0
Nov. 18	at Illinois	5	0	0	1	.000	0	0	1	0	1	0	0	0	0.0	0	0.0
Nov. 22	OHIO STATE	3	0	0	0	.000	0	0	1	0	1	0	0	0	0.0	0	0.0
Nov 25	RUTGERS	3	0	0	1	.000	0	2	1	0	2	0	0	0	0.0	0	2.0
Nov 28	at Purdue	3	0	0	0	.000	0	0	0	0	3	0	0	0	0.0	0	0.0
<b>Totals</b>		<b>67</b>	<b>27</b>	<b>24</b>	<b>81</b>	<b>.037</b>	<b>2</b>	<b>4</b>	<b>14</b>	<b>0</b>	<b>24</b>	<b>0</b>	<b>10</b>	<b>0</b>	<b>10.0</b>	<b>0</b>	<b>36.0</b>

Sets played: 67

Assists per set: 0.03

Digs per set: 0.36

Points per set: 0.54

Kills per set: 0.40

Service aces per set: 0.06

Blocks per set: 0.15

## Career Statistics

Season	SP	MP-MS	K	K/S	E	TA	Pct	A	A/S	SA	SA/S	SE	DIG	D/S	RE	BS	BA	TB	B/S	BE	BHE	Points	Pts/S
2015	67	26-1	27	0.40	24	81	.037	2	0.03	4	0.06	14	24	0.36	0	0	10	10	0.15	0	0	36.0	0.54
<b>TOTAL</b>	<b>67</b>	<b>26-1</b>	<b>27</b>	<b>0.40</b>	<b>24</b>	<b>81</b>	<b>.037</b>	<b>2</b>	<b>0.03</b>	<b>4</b>	<b>0.06</b>	<b>14</b>	<b>24</b>	<b>0.36</b>	<b>0</b>	<b>0</b>	<b>10</b>	<b>10</b>	<b>0.15</b>	<b>0</b>	<b>0</b>	<b>36.0</b>	<b>0.54</b>

[illegible]

# Match-by-Match Leaders

	Kills	%	Assists	Aces	Digs	Blocks
8/28 vs. Western Kentucky	Gillis-14	Nelson-.368	Carlini-46	Carlini/Bates-1	Morey-17	Nelson-6
8/29 vs. Colgate	Gillis-17	Gillis-.400	Carlini-43	Carlini-1	Morey-16	Williams-6
8/29 vs. Charleston	Gillis/Krišková-9	Krišková-.500	Carlini-33	MacDonald-2	Morey-12	Williams-6
9/4 vs. North Carolina	Bates-12	Nelson-.579	Carlini-30	Carlini-1	Morey-20	Williams/Nelson/Krišková-3
9/5 at Louisville	Bates-16	Krišková-.333	Carlini-47	Morey/MacDonald-1	Morey-19	Williams-6
9/10 vs. Georgia	Bates-14	Williams-.583	Carlini-33	Bates-2	MacDonald-14	Williams-6
9/11 vs. Kent State	Bates-12	Nelson-.474	Carlini-37	Nelson-4	Morey-12	Blake-7
9/18 vs. Kansas State	Gillis-18	Nelson-.286	Carlini-53	MacDonald-1	Morey-29	Nelson-5
9/19 at Creighton	Bates-12	Nelson-.333	Carlini-34	Carlini/Bates/Nelson-1	Morey-18	Nelson-7
9/19 vs. Arkansas	Nelson-18	Williams-.519	Carlini-56	Nelson-3	Morey-17	Nelson-5
9/23 at Penn State	Nelson-10	Nelson-.389	Carlini-36	None	Carlini-10	Nelson-3
9/27 at Ohio State	Bates-13	Williams-.350	Carlini-50	Nelson/Gillis-1	Morey-20	Williams-5
9/30 vs. Illinois	Krišková-15	Krišková-.400	Carlini-48	MacDonald-3	Morey/Bates-16	Williams-7
10/4 vs. Northwestern	Bates-12	Krišková-.350	Carlini-32	Carlini/Bates/Nelson/Morey-1	Morey-11	Williams/Nelson/Krišková-6
10/9 at Rutgers	Bates/Gillis-8	Gillis-.500	Carlini-31	Morey-3	MacDonald-10	Williams-6
10/10 at Maryland	Gillis-12	Nelson-.615	Carlini-40	Carlini-4	Morey-13	Williams-5
10/14 vs. Minnesota	Bates-17	Nelson-.435	Carlini-54	Nelson-2	Morey-24	Williams-7
10/17 at Minnesota	Gillis-20	Williams-.455	Carlini-49	Bates/MacDonald/Morey-1	Morey-25	Williams-6
10/23 at Iowa	Gillis-11	Nelson-.462	Carlini-39	Nelson-4	Morey-15	Williams-7
10/24 at Nebraska	Bates-16	Williams-.412	Carlini-49	Carlini-1	Gillis-19	Nelson-8
10/30 vs. Purdue	Bates-17	Krišková-.611	Carlini-54	Duello-1	Morey-20	Williams-4
11/1 vs. Indiana	Bates/Nelson-11	Nelson-.562	Carlini-33	Nelson/Duello-1	Morey-9	Williams-5
11/6 vs. Michigan	Nelson/Gillis-14	Nelson-.542	Carlini-44	Bates-2	Morey-22	Nelson/Krišková-4
11/8 vs. Michigan State	Krišková-9	Nelson-.583	Carlini-31	Carlini/Nelson/Morey-1	Morey-8	Nelson-7
11/11 at Michigan	Bates-14	Williams-.417	Carlini-36	Morey-2	Carlini-14	Nelson-8
11/14 vs. Iowa	Bates-13	Williams-.818	Carlini-44	Nelson-3	Morey-16	Nelson-4
11/18 at Illinois	Nelson-18	Williams-.423	Carlini-57	Bates/Morey-2	Morey-27	Nelson-7
11/22 vs. Ohio State	Nelson-12	Nelson-.579	Carlini-38	Nelson-2	Bates-14	Nelson-6
11/25 vs. Rutgers	Gillis-11	Nelson-.583	Carlini-33	Morey-4	Morey-13	Williams-5
11/28 at Purdue	Gillis-14	Krišková-.750	Carlini-49	Morey-2	Morey-15	Carlini/Williams-3

## Led Team ...

### in Kills

	2012	2013	2014	2015	Total
Kelli Bates	—	—	7	14	21
Lauryn Gillis	—	—	3&	10	13/10
Haleigh Nelson	—	1	4	6	11
Romana Krišková	9^	31^	RS	3	43/3

### in Hitting Percentage

	2012	2013	2014	2015	Total
Haleigh Nelson	—	10	13	14	37
Lauren Carlini	—	3	3	0	6
Tionna Williams	—	—	—	8	8
Romana Krišková	—	—	RS	6	6
Lauryn Gillis	—	—	3&	1	4/1

### in Assists

	2012	2013	2014	2015	Total
Lauren Carlini	—	33	34	30	96

— Did not compete that season

\* at Notre Dame ^ at VCU & at USC

Career/UW totals *All category leaders include ties.*

### in Service Aces

	2012	2013	2014	2015	Total
Lauren Carlini	—	13	20	6	39
Taylor Morey	14*	1	6	7	28/14
Kelli Bates	—	—	2	6	8
Haleigh Nelson	—	—	0	9	9
Amber MacDonald	—	—	—	5	5
Madison Duello	—	—	—	2	2

### in Digs

	2012	2013	2014	2015	Total
Taylor Morey	27*	10	28	24	89/62
Lauren Carlini	—	6	5	2	13
Amber MacDonald	—	—	—	2	2
Lauryn Gillis	—	—	3&	1	4/1
Kelli Bates	—	—	0	1	1

### in Blocks

	2012	2013	2014	2015	Total
Haleigh Nelson	—	22	19	14	55
Tionna Williams	—	—	—	17	17
Lauren Carlini	—	3	2	1	6
Tori Blake	—	1	0	1	2
Romana Krišková	1^	4^	RS	3	8/3



# Career Superlatives

Matches Played	2012	2013	2014	2015	Total	Current Streak	Longest Streak
Taylor Morey	30*	38	34	30	132/102	132/102	132/102
Haleigh Nelson	—	38	34	30	102	102	102
Lauren Carlini	—	34	34	30	99	99	99
Romana Krišková	30^	34^	1 (RS)	29	94/29	24	36^/24
Kelli Bates	—	—	34	30	64	64	64
Lauryn Gillis	—	—	21#	30	51/30	30	30
Tori Blake	—	14	12	12	38	0	7
Amber MacDonald	—	—	—	30	30	30	30
Tionna Williams	—	—	—	30	30	30	30
Madison Duello	—	—	—	26	26	16	16
Jordan Robbins	—	13&	RS	2	15/2	0	12&
Maddie Smith	—	—	—	5	5	1	2
Julia Saunders	—	—	—	3	3	1	1

Matches Started	2012	2013	2014	2015	Total	Current Streak	Longest Streak
Haleigh Nelson	—	37	33	30	100	35	63
Lauren Carlini	—	34	33	30	97	35	61
Romana Krišková	30^	34^	1 (RS)	10	75/10	2	36/1
Kelli Bates	—	—	29	30	59	49	49
Lauryn Gillis	—	—	17#	30	47/30	30	30
Tionna Williams	—	—	—	28	28	23	23
Amber MacDonald	—	—	—	19	19	0	7
Jordan Robbins	—	8&	RS	0	10/0	0	8&
Taylor Morey	0*	9	0	0	9	0	2
Tori Blake	—	1	0	2	3	0	1
Madison Duello	—	—	—	1	1	0	1

Sets Played	2012	2013	2014	2015	Total	Current Streak	Longest Streak
Taylor Morey	114*	146	116	105	481/367	481/367	481/367
Romana Krišková	109^	129^	1 (RS)	97	336/97	14	137^
Haleigh Nelson	—	145	114	105	364	158	158
Lauren Carlini	—	132	115	105	351	126	230
Kelli Bates	—	—	116	105	221	221	221
Lauryn Gillis	—	—	69	105	174/105	105	105
Amber MacDonald	—	—	—	105	105	105	105
Tionna Williams	—	—	—	100	100	4	79
Tori Blake	—	22	16	19	57	0	4
Madison Duello	—	—	—	67	67	44	44
Jordan Robbins	—	43&	RS	3	46/2	0	29
Julia Saunders	—	—	—	4	4	0	1
Maddie Smith	—	—	—	7	7	0	2

10+ Kills	2012	2013	2014	2015	Total	Current Streak	Longest Streak
Romana Krišková	10^	33^	RS	11	54/11	1	31
Kelli Bates	—	—	19	18	37	0	6
Haleigh Nelson	—	5	8	15	28	1	4
Lauryn Gillis	—	—	5&	18	23	2	6
Tionna Williams	—	—	—	3	3	0	1

10+ Digs	2012	2013	2014	2015	Total	Current Streak	Longest Streak
Taylor Morey	26*	17	32	25	100/74	2	19
Lauren Carlini	—	22	18	13	53	0	5
Romana Krišková	9^	15^	RS	0	24	0	2
Kelli Bates	—	—	11	16	27	0	6
Lauryn Gillis	—	—	4&	6	10/6	0	2&
Amber MacDonald	—	—	—	8	8	1	2

## 2015 Starting Lineups

Matches	S, MB1, MB2, OH1, OH2, RS (DS), L
Match 1, 7	Record: 1-1 Carlini, Nelson, Blake, Gillis, Bates, Krišková (MacDonald), Morey
Match 2, 6	Record: 2-0 Carlini, Nelson, Williams, Gillis, Bates, Duello (MacDonald), Morey
Match 3-5, 8-30	Record: 21-5 Carlini, Nelson, Williams, Gillis, Bates, Krišková (MacDonald), Morey
30 Matches	Record: 24-6

20+ Kills	2012	2013	2014	2015	Total
Romana Krišková	0	12^	RS	0	12
Lauryn Gillis	—	—	0	1	1

20+ Digs	2012	2013	2014	2015	Total
Taylor Morey	9	5	14	8	36
Lauren Carlini	—	1	1	2	4

— Did not compete that season  
\* at Notre Dame^ at VCU & at USC Career/UW totals

# Career Double-Doubles

## Lauren Carlini (Career-54/2015-13)

47 assists, 12 digs at Louisville, 9-5-15  
33 assists, 10 digs vs. Georgia, 9-10-15  
53 assists, 14 digs vs. Kansas State, 9-18-15  
56 assists, 13 digs vs. Arkansas, 9-19-15  
36 assists, 10 digs at Penn State, 9-23-15  
50 assists, 13 digs at Ohio State, 9-27-15  
48 assists, 13 digs vs. Illinois, 9-30-15  
54 assists, 21 digs vs. Minnesota, 10-14-15  
49 assists, 21 digs at Minnesota, 10-17-15  
54 assists, 10 digs vs. Purdue, 10-30-15  
36 assists, 14 digs at Michigan, 11-11-15  
57 assists, 12 digs at Illinois, 11-18-15  
38 assists, 10 digs vs. Illinois, 11-22-15  
37 assists, 13 digs vs. Florida A&M, 9-6-14  
52 assists, 17 digs vs. Northern Colorado, 9-5-14  
51 assists, 16 digs vs. Missouri State, 9-13-14  
35 assists, 10 digs vs. Ball State, 9-13-14  
55 assists, 10 digs vs. USC, 9-18-14  
61 assists, 16 digs at Washington, 9-19-14  
33 assists, 13 digs vs. Penn State, 9-24-14  
38 assists, 11 digs at Northwestern, 10-1-14  
42 assists, 13 digs at Illinois, 10-4-14  
22 assists, 11 digs vs. Rutgers, 10-10-14  
34 assists, 18 digs at Minnesota, 10-15-14  
48 assists, 14 digs at Michigan, 11-7-14  
37 assists, 15 digs vs. Michigan, 11-12-14  
54 assists, 10 digs vs. Illinois, 11-19-14  
33 assists, 20 digs vs. Western Michigan, 12-4-14  
33 assists, 13 digs vs. Illinois State, 12-5-14  
43 assists, 17 digs vs. Ohio State, 12-12-14  
38 assists, 10 digs vs. Penn State, 12-13-14  
50 assists, 12 digs vs. Texas, 12-19-13  
55 assists, 10 digs vs. Purdue, 12-14-13  
53 assists, 14 digs vs. Florida State, 12-13-13  
56 assists, 11 digs at Michigan, 11-23-13  
51 assists, 17 digs at Minnesota, 11-27-13  
56 assists, 11 digs at Michigan, 11-23-13

43 assists, 15 digs at Michigan State, 11-22-13  
50 assists, 12 digs vs. Ohio State, 11-17-13  
42 assists, 15 digs vs. Nebraska, 11-8-13  
62 assists, 18 digs vs. Purdue, 11-2-13  
46 assists, 14 digs vs. Illinois, 10-27-13  
49 assists, 18 digs vs. Minnesota, 10-23-13  
31 assists, 13 digs vs. Michigan, 10-17-13  
40 assists, 10 digs at Ohio State, 10-11-13  
49 assists, 14 digs at Nebraska, 10-5-13  
46 assists, 13 digs at Iowa, 10-2-13  
43 assists, 12 digs vs. Indiana, 9-28-13  
49 assists, 10 digs vs. VCU, 9-21-13  
43 assists, 12 digs vs. Colgate, 9-21-13  
37 assists, 10 digs vs. NC State, 9-20-13  
50 assists, 20 digs vs. Milwaukee, 9-14-13  
50 assists, 12 digs vs. Kansas, 9-13-13  
28 assists, 12 digs vs. Louisville, 9-7-13

## Kelli Bates (Career-17/2015-10)

13 kills, 10 digs vs. Western Kentucky, 8-28-15  
13 kills, 14 digs vs. Colgate, 8-29-15  
16 kills, 12 digs at Louisville, 9-5-15  
13 kills, 11 digs vs. Kansas State, 9-18-15  
13 kills, 11 digs at Ohio State, 9-27-15  
17 kills, 12 digs vs. Minnesota, 10-14-15  
16 kills, 14 digs at Nebraska, 10-24-15  
17 kills, 13 digs vs. Purdue, 10-30-15  
10 kills, 10 digs vs. Michigan, 11-6-15  
12 kills, 15 digs at Illinois, 11-18-15  
13 kills, 11 digs at Northern Colorado, 9-5-14  
11 kills, 19 digs vs. USC, 9-18-14  
13 kills, 10 digs at Michigan, 11-7-14  
10 kills, 14 digs vs. Purdue, 11-28-14  
10 kills, 10 digs vs. Illinois State, 12-5-14  
12 kills, 17 digs vs. Ohio State, 12-12-14  
12 kills, 12 digs vs. Penn State, 12-13-14

## Romana Krišková (Career-19/2015-0)

17 kills, 11 digs at Kentucky, 9-6-13  
27 kills, 10 digs vs. East Tennessee State, 9-7-13  
28 kills, 10 digs at Tennessee, 9-14-13  
16 kills, 13 digs vs. Wisconsin, 9-21-13  
19 kills, 19 digs at Dayton, 9-27-13  
27 kills, 11 digs at Duquesne, 9-29-13  
22 kills, 15 digs vs. Dayton, 10-6-13  
16 kills, 12 digs at George Mason, 10-11-13  
22 kills, 16 digs at George Washington, 10-12-13  
29 kills, 11 digs vs. William & Mary, 10-22-13  
15 kills, 12 digs at Fordham, 10-25-13  
13 kills, 12 digs vs. La Salle, 11-1-13  
24 kills, 13 digs vs. Duquesne, 11-15-13  
21 kills, 10 digs vs. Duquesne, 11-24-13  
16 kills, 13 digs vs. Ohio, 11-30-13  
14 kills, 11 digs vs. Illinois State, 8-24-12  
12 kills, 10 digs at NC State, 9-1-12  
14 kills, 10 digs at Duquesne, 9-21-12  
10 kills, 11 digs vs. Xavier, 11-2-12

## Lauryn Gillis (Career-6/2015-4)

18 kills, 16 digs vs. Kansas State, 9-18-15  
11 kills, 11 digs at Ohio State, 9-27-15  
13 kills, 14 digs vs. Minnesota, 10-14-15  
14 kills, 19 digs at Nebraska, 10-24-15  
15 kills, 16 digs at Pacific, 8-30-14  
15 kills, 10 digs vs. Texas A&M, 9-11-14

## Taylor Morey (Career-1/2015-0)

11 assists, 13 digs at Pepperdine, 8-31-13

# 2015 Honors

## Big Ten Player of the Week

Kelli Bates, Nov. 16 (co)  
Haleigh Nelson, Nov. 23

## Big Ten Setter of the Week

Lauren Carlini, Oct. 5, Nov. 9, Nov. 16, Nov. 30

## Big Ten Defensive Player of the Week

Taylor Morey, Sept. 7 (co)  
Tionna Williams, Oct. 5 (co), Oct. 26  
Haleigh Nelson, Nov. 23

## Big Ten Freshman of the Week

Tionna Williams, Oct. 26 (co), Nov. 16

## Creighton Classic All-Tournament

Haleigh Nelson, MVP  
Lauren Carlini  
Tionna Williams

## HotelRED Invitational All-Tournament

Haleigh Nelson  
Lauryn Gillis

## Preseason All-Big Ten

Lauren Carlini (Unanimous)  
Taylor Morey

## Academic All-Big Ten

Lauren Carlini  
Haleigh Nelson

# Career & Season Highs

## #1 Lauren Carlini

### Career Highs

**Kills:** 9 vs. Nebraska, 10-26-14  
**Attacks:** 18 (2x; MR vs. Illinois, 11-19-14)  
**Attack pct:** 1.000 (6-0-6) vs. Iowa, 11-10-13  
**Assists:** 62 at Purdue, 11-2-13  
**Service aces:** 4 (2x; MR at Maryland, 10-10-14)  
**Digs:** 21 (2x; MR at Minnesota, 10-17-15)  
**Blocks:** 6 (3x; MR at Penn State, 10-12-13)  
**Points:** 13 vs. Nebraska, 10-26-14

### Season Highs

**Kills:** 5 vs. Western Kentucky, 8-28  
**Attacks:** 12 at Nebraska, 10-24  
**Attack pct:** 1.000 (4-0-4) vs. Rutgers, 11-25  
**Assists:** 57 at Illinois, 11-18  
**Service aces:** 4 at Maryland, 10-10  
**Digs:** 21 (2x; MR at Minnesota, 10-17)  
**Blocks:** 5 (2x; MR at Nebraska, 10-24)  
**Points:** 7.0 vs. Western Kentucky, 8-28

## #2 Romana Krišková

### Career Highs

**Kills:** 29 vs. William & Mary, 10-22-13  
**Attempts:** 64 at Duquesne, 9-29-13  
**Attack Pct:** .833 (21-1-24) vs. Liberty, 9-6-13  
**Assists:** 4 vs. Georgetown, 9-8-12  
**Service Aces:** 6 vs. George Mason, 10-18-13  
**Digs:** 19 at Dayton, 9-27-13  
**Blocks:** 7 vs. Illinois State, 8-31-13  
**Points:** 33.5 at Tennessee, 9-14-13

### Season Highs

**Kills:** 15 vs. Illinois, 9-30  
**Attempts:** 38 vs. Kansas State, 9-18  
**Attack Pct:** .750 (13-1-16) at Purdue, 11-28  
**Assists:** 1 (2x; MR vs. Indiana, 11/1)  
**Service Aces:** 0  
**Digs:** 4 (2x; MR at Iowa, 10-23)  
**Blocks:** 6 vs. Northwestern, 10-4  
**Points:** 16.5 vs. Illinois, 9-30

## #3 Lauryn Gillis

### Career Highs

**Kills:** 20 at Minnesota, 10-17-15  
**Attacks:** 52 at Minnesota, 10-17-15  
**Attack pct:** .714 (11-1-14) vs. Rider, 8-29-14  
**Assists:** 2 (3x; MR vs. Utah, 10-11-14)  
**Service aces:** 3 vs. Utah, 10-11-14  
**Digs:** 19 at Nebraska, 10-24-15  
**Blocks:** 7 at Pacific, 8-30-14  
**Points:** 21.5 at Pacific, 8-30-14

### Season Highs

**Kills:** 20 at Minnesota, 10-17  
**Attacks:** 52 at Minnesota, 10-17  
**Attack pct:** .500 (8-0-16) at Rutgers, 10-9  
**Assists:** 1 (10x; MR at Nebraska, 10-24)  
**Service aces:** 1 at Ohio State, 9-27  
**Digs:** 19 at Nebraska, 10-24  
**Blocks:** 3 (6x; MR vs. Michigan, 11-6)  
**Points:** 19.5 vs. Kansas State, 9-18

## #4 Kelli Bates

### Career Highs

**Kills:** 17 (3x; MR vs. Purdue, 10-30-15)  
**Attempts:** 54 vs. Minnesota, 10-14-15  
**Attack Pct:** .500 (11-1-20) vs. Rutgers, 10-10-14  
**Assists:** 5 at Colorado State, 9-6-14  
**Service Aces:** 2 (4x; MR at Illinois, 11-18-15)  
**Digs:** 19 vs. USC, 9-18-14  
**Blocks:** 5 (2x; MR at Michigan, 11-11-15)  
**Points:** 19.5 vs. Illinois, 11-19-14

### Season Highs

**Kills:** 17 (2x; MR vs. Purdue, 10-30)  
**Attempts:** 54 vs. Minnesota, 10-14  
**Attack Pct:** .455 (12-2-22) vs. Kent State, 9-11  
**Assists:** 4 vs. North Carolina, 9-4  
**Service Aces:** 2 (3x; MR at Illinois, 11-18)  
**Digs:** 16 vs. Illinois, 9-30  
**Blocks:** 5 at Michigan, 11-11  
**Points:** 19 vs. Minnesota, 10-14

## #6 Taylor Morey

### Career Highs

**Kills:** 4 vs. Delaware, 8-31-13  
**Attacks:** 11 vs. Delaware, 8-31-13  
**Attack pct:** 1.000 (1-0-1); (6x; MR at Missouri State, 9-13-14)  
**Assists:** 11 at Pepperdine, 8-31-13  
**Service aces:** 4 vs. Rutgers, 11-25-15  
**Digs:** 29 (5x; MR vs. Kansas State, 9-18-15)  
**Blocks:** 0  
**Points:** 5 vs. Delaware, 8-31-13

### Season Highs

**Kills:** 1 at Minnesota, 10-17  
**Attacks:** 3 at Minnesota, 10-17  
**Attack pct:** .000 (1-1-3) at Minnesota, 10-17  
**Assists:** 7 vs. Georgia, 9-10  
**Service aces:** 4 vs. Rutgers, 11-25-15  
**Digs:** 29 vs. Kansas State, 9-18  
**Blocks:** 0  
**Points:** 1 vs. Louisville, 9-5

## #7 Amber MacDonald

### Career Highs

**Kills:**  
**Attacks:**  
**Attack pct:**  
**Assists:** 3 (3x; MR at Ohio State, 9-27-15)  
**Service aces:** 3 vs. Illinois, 9-30-15  
**Digs:** 15 vs. Colgate, 8-29-15  
**Blocks:** 0  
**Points:** 2.0 vs. Charleston, 8-9-15

## #10 Tori Blake

### Career Highs

**Kills:** 8 vs. Western Kentucky, 8-28-15  
**Attempts:** 18 vs. Western Kentucky, 8-28-15  
**Hitting Percentage:** .714 (5-0-7) vs. Kent State, 10-11-15  
**Assists:** 0  
**Service Aces:** 0  
**Digs:** 2 vs. Kent State, 9-11-15  
**Blocks:** 7 vs. Kent State, 9-11-15  
**Points:** 10 vs. Western Kentucky, 8-28-15

### Season Highs

**Kills:** 8 vs. Western Kentucky, 8-28  
**Attempts:** 18 vs. Western Kentucky, 8-28  
**Hitting Percentage:** .714 (5-0-7) vs. Kent State, 10-11  
**Assists:** 0  
**Service Aces:** 0  
**Digs:** 2 vs. Kent State, 9-11  
**Blocks:** 7 vs. Kent State, 9-11  
**Points:** 10 vs. Western Kentucky, 8-28

## #11 Tionna Williams

### Career Highs

**Kills:** 16 vs. Arkansas, 9-19-15  
**Attacks:** 27 (2x; MR vs. Arkansas, 9-19-15)  
**Attack pct:** .818 (9-0-11) vs. Iowa, 11-14-15  
**Assists:** 1 (2x; MR vs. Arkansas, 9-19-15)  
**Serve aces:** 0  
**Digs:** 3 (2x; MR at Illinois, 11-18-15)  
**Blocks:** 7 (4x; MR at Nebraska, 10-24-15)  
**Points:** 18.0 vs. Arkansas, 9-19-15

## #13 Haleigh Nelson

### Career Highs

**Kills:** 18 (2x; MR at Illinois, 11-18-15)  
**Attempts:** 36 at Illinois, 11-18-15  
**Hitting Percentage:** .727 (8-0-11) at North Dakota State, 9-7-13  
**Assists:** 2 at Rutgers, 11-26-14  
**Service Aces:** 4 (2x; MR at Iowa, 10-23-15)  
**Digs:** 6 (2x; MR vs. Ohio State, 12-12-14)  
**Blocks:** 10 at Nebraska, 10-5-13  
**Points:** 23.5 vs. Arkansas, 9-19-15

### Season Highs

**Kills:** 18 (2x; MR at Illinois, 11-18-15)  
**Attempts:** 36 at Illinois, 11-18  
**Hitting Percentage:** .615 (8-0-13) at Maryland, 10-10  
**Assists:** 1 (10x; MR vs. Ohio State, 11-22)  
**Service Aces:** 4 (2x; MR at Iowa, 10-23-15)  
**Digs:** 5 at Iowa, 10-23-15  
**Blocks:** 8 (2x; MR at Michigan, 11-11)  
**Points:** 23.5 vs. Arkansas, 9-19

## #14 Madison Duello

### Career Highs

**Kills:** 5 vs. Colgate, 8-29-15  
**Attempts:** 16 vs. Kansas State, 9-18-15  
**Attack pct:** .333 (1-0-3) at Louisville, 9-5-15  
**Assists:** 1 (2x; MR vs. Indiana, 11-1-15)  
**Serve aces:** 2 vs. Rutgers, 11-25-15  
**Digs:** 4 vs. Indiana, 11-1-15  
**Blocks:** 2 (3x; MR vs. Iowa, 11-14-15)  
**Points:** 6.0 vs. Colgate, 8-29-15

## NCAA Statistics

### Wisconsin - 2015-16 Women's Volleyball Ranking Summary thru games 11/28/2015

Statistic	National Rank	Conference Rank	Value	National Leader	Value	Conference Leader	Value
Aces Per Set (329 ranked)	307	12	0.90	UMES	1.98	Maryland	1.45
Assists Per Set (329 ranked)	11	1	13.64	Boise St.	14.56	Wisconsin	13.64
Blocks Per Set (329 ranked)	23	4	2.76	Hawaii	3.30	Penn St.	3.14
Digs Per Set (329 ranked)	112	4	15.58	USC Upstate	17.90	Nebraska	15.70
Hitting Percentage (329 ranked)	23	3	0.267	Florida	0.317	Penn St.	0.291
Kills Per Set (329 ranked)	19	2	14.31	Boise St.	15.54	Nebraska	14.33
Match W-L Pctg. (327 ranked)	26	4	0.800	Arkansas St.	0.966	Minnesota	0.867
						Nebraska	0.867
Opp Hitting Percentage (329 ranked)	22	2	0.161	Murray St.	0.124	Penn St.	0.156
Team Assists (329 ranked)	103	5	1,432	Towson	1,730	Ohio St.	1,550
Team Attacks Per Set (329 ranked)	157	7	35.32	USC Upstate	40.06	Michigan	37.33
Team Digs (329 ranked)	172	7	1,636	Rider	2,301	Ohio St.	1,809
Team Kills (329 ranked)	118	9	1,503	Towson	1,841	Ohio St.	1,661
Team Service Aces (329 ranked)	306	12	95	Manhattan	242	Maryland	177
Team Total Attacks (329 ranked)	230	13	3,709	Southern Miss.	5,092	Ohio St.	4,273
Team Total Blocks (329 ranked)	40	6	289.5	Syracuse	374.5	Penn St.	329.5

Statistic	Player	National Rank	Conference Rank	Value	National Leader	Value	Conference Leader	Value
Aces Per Set (149 ranked)					Samantha Bricio, Southern California	0.73	Bryanna Weiskircher, Penn St.	0.37
Assists Per Set (150 ranked)	Lauren Carlini	7	1	11.91	Avery Acker, SMU	12.53	Lauren Carlini, Wisconsin	11.91
Attacks Per Set (150 ranked)					Carnae Dillard, North Texas	13.92	Daly Santana, Minnesota	11.54
Blocks Per Set (150 ranked)	Tionna Williams	28	4	1.34	Reed Copeland, Wyoming	1.68	Amber Rolfsen, Nebraska	1.59
	Haleigh Nelson	42	5	1.27				
Digs Per Set (150 ranked)	Taylor Morey	93	3	4.51	Mckenzie Hart, North Dakota	6.25	Annika Olsen, Iowa	4.75
Hitting Percentage (150 ranked)	Haleigh Nelson	11	2	0.422	Lianna Sybeldon, Washington	0.475	Haleigh Washington, Penn St.	0.442
Kills Per Set (150 ranked)					Carnae Dillard, North Texas	5.41	Daly Santana, Minnesota	4.44
Kills SG Highs (29 ranked)					Carnae Dillard, North Texas	687	Daly Santana, Minnesota	497
Points (150 ranked)					Carnae Dillard, North Texas	744.5	Daly Santana, Minnesota	559.5
Points Per Set (150 ranked)					Samantha Bricio, Southern California	6.18	Daly Santana, Minnesota	5.00
Service Aces (145 ranked)					Samantha Bricio, Southern California	83	Bryanna Weiskircher, Penn St.	39
Total Assists (149 ranked)	Lauren Carlini	32	2	1,251	Sierra Wilson, Alabama	1,499	Samantha Seliger Swenson, Minnesota	1,273
Total Attacks (150 ranked)					Carnae Dillard, North Texas	1,768	Daly Santana, Minnesota	1,293
Total Blocks (150 ranked)	Tionna Williams	53	5	134	Reed Copeland, Wyoming	190	Ali Bastianelli, Illinois	150
	Haleigh Nelson	61	8	133				
Total Digs (150 ranked)	Taylor Morey	121	5	474	Mckenzie Hart, North Dakota	787	Annika Olsen, Iowa	546

## 2015 Roster

No.	Player	Ht.	Pos.	Yr./Elig.	Hometown/High School/Club-Previous
1	Lauren Carlini	6-1	S	Jr.	Aurora, Ill./West Aurora/Sports Performance
2	Romana Krišková	6-2	RS	RS Jr.	Bratislava, Slovakia/Sportove Gym/VCU
3	Lauryn Gillis	6-1	OH	So.	New Castle, Ind./New Castle/Munciana/USC
4	Kelli Bates	5-11	OH	So.	Bradley, Ill./Bradley- Bourbonnais/Chicago Ultimate
5	Maddie Smith	6-1	DS/OH	Fr.	St. Germain, Wis./Northland Pines/Wisconsin Ice
6	Taylor Morey	5-6	L	Sr.	Muncie, Ind./Burris/Munciana/Notre Dame
7	Amber MacDonald	5-4	DS	Fr.	Alpharetta, Ga./Blessed Trinity Catholic/A5
9	Hannah Juley	5-10	S	Fr.	LaGrange, Ill./Lyons Township/1st Alliance
10	Tori Blake	6-3	MB	Jr.	Midland, Mich./Midland/Michigan VB Academy
11	Tionna Williams	6-2	MB	Fr.	Fort Wayne, Ind./Concordia Lutheran/Munciana
12	Julia Saunders	6-3	OH	Fr.	LaGrange, Ill./Nazareth Academy/1st Alliance
13	Haleigh Nelson	6-4	MB	Jr.	Cary, N.C./Cardinal Gibbons/Triangle
14	Madison Duello	6-3	OH	Fr.	Kansas City, Mo./Liberty/KC Power
15	Jordan Robbins	5-11	S	RS So.	Rancho Santa Fe, Calif./La Costa Canyon/Encinitas Wave/UCLA

### Staff

Head Coach: Kelly Sheffield

Assistant Coaches: Brittany Dildine, Gary White

Volunteer Assistant Coach: Megan Campbell

Director of Volleyball Operations: Jessica Williams

### Key

OH—Outside Hitter

S—Setter

MB—Middle Blocker

RS—Right-side Hitter

DS—Defensive Specialist

L—Libero

### Pronunciation Guide

2 ro MON a KREESH koh vah

6 Taylor MORE ee

9 Hannah JOO lee

11 TEE on a Williams

13 HAY lee Nelson

14 Madison DWELL o



# Match Highs

## INDIVIDUAL

### Attack Percentage (K-E-TA—Min. 4 attempts per set)

3 sets	.750 (13-1-16)	Romana Krišková at Purdue, 11/28
4 sets	.611 (12-1-18)	Romana Krišková vs. Purdue, 10/30
5 sets	.519 (16-2-27) *	Tionna Williams vs. Arkansas, 9/19

### Kills

3 sets	17	Laurn Gillis vs. Colgate, 8/29
4 sets	20	Laurn Gillis at Minnesota, 10/17
5 sets	18	Haleigh Nelson vs. Arkansas, 9/19
	18	Haleigh Nelson at Illinois, 11/18

### Total Attempts

3 sets	37	Kelli Bates vs. North Carolina, 9/4
4 sets	52	Laurn Gillis at Minnesota, 10/17
5 sets	54	Kelli Bates vs. Minnesota, 10/14

### Points

3 sets	17.5	Laurn Gillis vs. Colgate, 8/29
4 sets	20.0	Laurn Gillis at Minnesota, 10/17
5 sets	23.5	Haleigh Nelson vs. Arkansas, 9/19

### Assists

3 sets	49 *	Lauren Carlini at Rutgers, 11/28
4 sets	54	Lauren Carlini vs. Purdue, 10/30
5 sets	57	Lauren Carlini at Illinois, 11/18

### Service Aces

3 sets	4	Haleigh Nelson vs. Kent State, 9/11
	4	Lauren Carlini at Maryland, 10/10
	4	Taylor Morey vs. Rutgers, 11/25
4 sets	3	Amber MacDonald vs. Illinois, 9/30
5 sets	3	Haleigh Nelson vs. Arkansas, 9/19

### Digs

3 sets	22	Taylor Morey vs. Michigan, 11/6
4 sets	29	Taylor Morey vs. Kansas State, 9/19
5 sets	27	Taylor Morey at Illinois, 11/18

### Blocks

3 sets	8	Haleigh Nelson at Michigan, 11/11
4 sets	8	Haleigh Nelson at Nebraska, 10/24
5 sets	7	Tionna Williams vs. Minnesota, 10/14
	7	Haleigh Nelson at Illinois, 11/18

## TEAM

### Attack Percentage

3 sets	.424 (49-10-92)	vs. Iowa, 11/16
4 sets	.275 (64-223-149)	vs. Purdue, 10/30
5 sets	.293 (68-22-157)	vs. Arkansas, 9/19

### Kills

3 sets	52	at Purdue, 11/28
4 sets	65	vs. Kansas State, 9/18
5 sets	68	vs. Arkansas, 9/19

### Total Attempts

3 sets	124	vs. North Carolina, 9/4
4 sets	189 *	vs. Kansas State, 9/18
5 sets	188	at Illinois, 11/18

### Points

3 sets	63.0	vs. Michigan, 11/6
4 sets	73.0	vs. Kansas State, 9/18
5 sets	83.0	at Illinois, 11/18

### Assists

3 sets	51	at Purdue, 11/28
4 sets	61	vs. Kansas State, 9/18
5 sets	64	vs. Arkansas, 9/19

### Service Aces

3 sets	7	at Maryland, 10/10
	7	vs. Rutgers, 11/25
4 sets	4	vs. Illinois, 9/30
5 sets	5	at Illinois, 11/18

### Digs

3 sets	64	vs. Colgate, 8/29
4 sets	83	vs. Kansas State, 9/18
5 sets	87	vs. Minnesota, 10/14

### Blocks

3 sets	13.0	vs. Creighton, 9/19
	13.0	at Michigan, 11/11
4 sets	15.0	at Nebraska, 10/24
5 sets	13.0	at Illinois, 11/18

\* UW 25-point rally scoring match record

## 2015 PRESEASON BIG TEN POLL

1. Penn State
2. Nebraska
3. Illinois
4. Wisconsin
5. Minnesota
6. Michigan State
7. Purdue
8. Ohio State
9. Michigan
10. Northwestern
11. Iowa
12. Indiana
13. Maryland
14. Rutgers

## 2015 PRESEASON ALL-BIG TEN TEAM

JOCELYNN BIRKS (3)	Illinois	Sr.	OH
ABBY COLE	Michigan	Jr.	MB
Chloe Reinig	Mich. State	Jr.	OH
Paige Tapp	Minnesota	Jr.	MB
Kelsey Fien	Nebraska	Sr.	OH
Kadie Rolfzen	Nebraska	Jr.	OH
Taylor Sandbothe	Ohio State	Jr.	MB
Megan Courtney (3)	Penn State	Sr.	OH
Ali Frantti	Penn State	So.	OH
HALEIGH WASHINGTON	Penn State	So.	MB
Aiyana Whitney	Penn State	Sr.	OH
Annie Drews	Purdue	Sr.	OH
<b>LAUREN CARLINI (2)</b>	<b>Wisconsin</b>	<b>Jr.</b>	<b>S</b>
<b>Taylor Morey</b>	<b>Wisconsin</b>	<b>Sr.</b>	<b>L</b>

### UNANIMOUS SELECTIONS IN CAPS

- (2) Two-time selection  
(3) Three-time selection

# 2015 Statistics

## All matches

RECORD:	OVERALL	HOME	AWAY	NEUTRAL
ALL GAMES	24-6	13-2	9-3	2-1
CONFERENCE	16-4	9-1	7-3	0-0
NON-CONFERENCE	8-2	4-1	2-0	2-1

##	Player	sp	Attack					Set		Serve			re	Dig			Blocking					bhe	points
			k	k/s	e	ta	pct	a	a/s	sa	se	sa/s		dig	dig/s	bs	ba	total	blk/s	be			
13	Nelson, Haleigh	105	278	2.65	45	552	.422	11	0.10	28	25	0.27	0	64	0.61	14	119	133	1.27	10	1	379.5	
12	Saunders, Julia	4	2	0.50	0	5	.400	0	0.00	0	0	0.00	0	0	0.00	0	1	1	0.25	0	0	2.5	
10	Blake, Tori	19	19	1.00	4	38	.395	0	0.00	0	0	0.00	0	2	0.11	1	10	11	0.58	0	0	25.0	
11	Williams, Tionna	100	221	2.21	69	478	.318	3	0.03	0	1	0.00	1	20	0.20	8	126	134	1.34	11	1	292.0	
2	Kriskova, Romana	97	222	2.29	84	518	.266	4	0.04	0	2	0.00	0	44	0.45	0	73	73	0.75	2	0	258.5	
1	Carlini, Lauren	105	80	0.76	22	229	.253	125	11.9	16	31	0.15	1	289	2.75	4	82	86	0.82	5	3	141.0	
3	Gillis, Lauryn	105	329	3.13	124	904	.227	15	0.14	1	22	0.01	11	220	2.10	2	36	38	0.36	7	0	350.0	
4	Bates, Kelli	105	324	3.09	138	898	.207	30	0.29	16	47	0.15	26	288	2.74	4	56	60	0.57	7	3	372.0	
14	Duello, Madison	67	27	0.40	24	81	.037	2	0.03	4	14	0.06	0	24	0.36	0	10	10	0.15	0	0	36.0	
5	Smith, Maddie	7	0	0.00	0	0	.000	0	0.00	0	1	0.00	0	0	0.00	0	0	0	0.00	0	0	0.0	
15	Robbins, Jordan	3	0	0.00	0	0	.000	0	0.00	0	1	0.00	0	2	0.67	0	0	0	0.00	0	0	0.0	
6	Morey, Taylor	105	1	0.01	1	6	.000	81	0.77	19	11	0.18	19	474	4.51	0	0	0	0.00	0	1	20.0	
7	MacDonald, Amber	105	0	0.00	0	0	.000	35	0.33	11	28	0.10	19	209	1.99	0	0	0	0.00	0	0	11.0	
	TEAM	-	-	-	-	-	-	-	-	-	-	-	8	-	-	-	-	-	-	-	-	-	
	WISCONSIN	105	150	14.3	511	370	.267	143	13.6	95	183	0.90	85	163	15.5	33	513	289	2.76	42	9	1887.	
	Opponents	105	123	11.7	626	376	.161	117	11.2	85	196	0.81	95	144	13.7	49	363	230	2.20	77	26	1546.	

Team Statistics	WIS	OPP	Date	Opponent	Score	Score by set	Att.
ATTACK			^Aug 28	WESTERN KENTUCKY	L 1-3	25-13,23-25,19-25,19-25	4394
Kills	1503	1231	^Aug 29	COLGATE	3-0	25-20,27-25,25-8	3510
Errors	511	626	^Aug 29	COLL OF CHARLESTON	3-0	25-15,25-15,25-20	3879
Total Attacks	3709	3761	#Sep 04	vs #18 North Carolina	3-0	25-22,25-20,25-19	2535
Attack Pct	.267	.161	#Sep 05	at Louisville	3-1	25-19,17-25,25-21,25-19	2861
Kills/Set	14.3	11.7	@Sep 10	GEORGIA	3-0	25-11,25-6,25-14	4301
SET			@Sep 11	KENT STATE	3-0	25-22,25-11,25-21	4626
Assists	1432	1177	\$Sep 18	vs Kansas State	3-1	25-20,25-14,25-27,25-23	1198
Attempts	3623	3708	\$Sep 19	at Creighton	3-0	25-19,25-21,25-23	1262
Assist Pct	.395	.317	\$Sep 19	vs Arkansas	L 2-3	21-25,25-22,20-25,25-13,1	1262
Assists/Set	13.6	11.2	*Sep 23	at #1 Penn State	L 0-3	21-25,16-25,20-25	2710
SERVE			*Sep 27	at #12 Ohio State	L 2-3	17-25,25-18,20-25,25-21,1	2569
Aces	95	85	*Sep 30	#7 ILLINOIS	3-1	25-16,25-21,21-25,25-22	4254
Errors	183	196	*Oct 04	NORTHWESTERN	3-0	25-20,25-16,25-19	5609
Attempts	2434	2070	*Oct 09	at Rutgers	3-0	25-15,25-15,25-11	219
Serve Pct	.925	.905	*Oct 10	at Maryland	3-0	25-20,25-19,25-20	1241
Aces/Set	0.9	0.8	*Oct 14	#11 MINNESOTA	L 2-3	25-11,24-26,16-25,26-24,1	4808
SERVE RECEPTIO			*Oct 17	at #11 Minnesota	L 1-3	20-25,23-25,25-19,19-25	5597
Errors	85	95	*Oct 23	at Iowa	3-0	25-22,25-22,25-18	1375
Errors/Set	0.8	0.9	*Oct 24	at #3 Nebraska	3-1	22-25,25-17,25-19,25-22	8493
Attempts	1874	2250	*Oct 30	#17 PURDUE	3-1	25-18,19-25,25-20,25-22	6012
Reception Pct	.955	.958	*Nov 01	INDIANA	3-0	25-16,25-17,25-12	6012
DEFENSE			*Nov 06	#25 MICHIGAN	3-0	32-30,25-12,25-20	6012
Digs	1636	1440	*Nov 08	MICHIGAN STATE	3-0	25-12,25-13,25-17	5057
Digs/Set	15.6	13.7	*Nov 11	at Michigan	3-0	25-20,25-19,25-19	1446
BLOCKING			*Nov 14	IOWA	3-0	25-20,25-11,25-14	6012
Block Solo	33	49	*Nov 18	at #18 Illinois	3-2	25-22,10-25,25-22,26-28,1	3037
Block Assist	513	363	*Nov 22	#16 OHIO STATE	3-0	25-21,25-16,25-21	6012
Total Blocks	289.5	230.5	*Nov 25	RUTGERS	3-0	25-20,25-15,25-10	5135
Blocks/Set	2.8	2.2	*Nov 28	at #14 Purdue	3-0	25-22,25-19,25-19	2415
Block Errors	42	77					
Ball handling errors	9	26					
ATTENDANCE							
Total	75633	33225					
Dates/Avg Per Da	15/5042	12/2769					
Neutral site #/Avg	3/1665						
Current win streak	12	-					
Home win streak	7	-					

^ HotelRED Invitational, Madison, Wis.  
 # ACC/Big Ten Challenge, Louisville, Ky.  
 @ Badger Classic, Madison, Wis.  
 \$ Creighton Classic, Omaha, Neb.

Record in 3-set matches: 18-1  
 Record in 4-set matches: 5-2  
 Record in 5-set matches: 1-3

## Conference matches

RECORD:	OVERALL	HOME	AWAY	NEUTRAL
ALL GAMES	16-4	9-1	7-3	0-0
CONFERENCE	16-4	9-1	7-3	0-0
NON-CONFERENCE	0-0	0-0	0-0	0-0

##	Player	sp	Attack					Set		Serve			Dig		Blocking						points	
			k	k/s	e	ta	pct	a	a/s	sa	se	sa/s	re	dig	dig/s	bs	ba	total	blk/s	be		bhe
10	Blake, Tori	4	4	1.00	0	6	.667	0	0.00	0	0	0.00	0	0	0.00	0	1	1	0.25	0	0	4.5
13	Nelson, Haleigh	70	191	2.73	28	377	.432	7	0.10	19	20	0.27	0	48	0.69	9	79	88	1.26	6	1	258.5
12	Saunders, Julia	3	1	0.33	0	3	.333	0	0.00	0	0	0.00	0	0	0.00	0	1	1	0.33	0	0	1.5
11	Williams, Tionna	69	156	2.26	48	332	.325	1	0.01	0	0	0.00	0	14	0.20	5	91	96	1.39	8	1	206.5
2	Kriskova, Romana	68	158	2.32	55	366	.281	4	0.06	0	2	0.00	0	30	0.44	0	51	51	0.75	2	0	183.5
1	Carlini, Lauren	70	54	0.77	14	145	.276	839	11.9	11	23	0.16	1	192	2.74	3	53	56	0.80	5	2	94.5
3	Gillis, Lauryn	70	212	3.03	80	588	.224	11	0.16	1	13	0.01	3	143	2.04	0	24	24	0.34	2	0	225.0
4	Bates, Kelli	70	205	2.93	93	590	.190	20	0.29	10	33	0.14	20	196	2.80	4	39	43	0.61	7	2	238.5
5	Smith, Maddie	7	0	0.00	0	0	.000	0	0.00	0	1	0.00	0	0	0.00	0	0	0	0.00	0	0	0.0
7	MacDonald, Amber	70	0	0.00	0	0	.000	23	0.33	6	20	0.09	15	122	1.74	0	0	0	0.00	0	0	6.0
6	Morey, Taylor	70	1	0.01	1	4	.000	42	0.60	18	9	0.26	14	303	4.33	0	0	0	0.00	0	1	19.0
14	Duello, Madison	52	8	0.15	9	28	-.03	2	0.04	4	14	0.08	0	22	0.42	0	5	5	0.10	0	0	14.5
	TEAM	-	-	-	-	-	-	-	-	-	-	-	4	-	-	-	-	-	-	-	-	-
	WISCONSIN	70	990	14.1	328	243	.271	949	13.5	69	135	0.99	57	107	15.2	21	344	193	2.76	30	7	1252
	Opponents	70	831	11.8	412	250	.168	794	11.3	57	138	0.81	69	963	13.7	30	237	148	2.12	52	14	1036

Team Statistics	WIS	OPP
ATTACK		
Kills	990	831
Errors	328	412
Total Attacks	2439	2500
Attack Pct	.271	.168
Kills/Set	14.1	11.9
SET		
Assists	949	794
Attempts	2365	2434
Assist Pct	.401	.326
Assists/Set	13.6	11.3
SERVE		
Aces	69	57
Errors	135	138
Attempts	1615	1391
Serve Pct	.916	.901
Aces/Set	1.0	0.8
SERVE RECEPTIO		
Errors	57	69
Errors/Set	0.8	1.0
Attempts	1253	1479
Reception Pct	.955	.953
DEFENSE		
Digs	1070	963
Digs/Set	15.3	13.8
BLOCKING		
Block Solo	21	30
Block Assist	344	237
Total Blocks	193.0	148.5
Blocks/Set	2.8	2.1
Block Errors	30	52
Ball handling errors	7	14
ATTENDANCE		
Total	54923	29102
Dates/Avg Per Da	10/5492	10/2910
Neutral site #/Avg	0/0	-
Current win streak	12	-
Home win streak	7	-

Date	Opponent	Score	Score by set	Att.
*Sep 23	at #1 Penn State	L 0-3	21-25,16-25,20-25	2710
*Sep 27	at #12 Ohio State	L 2-3	17-25,25-18,20-25,25-21,1	2569
*Sep 30	#7 ILLINOIS	3-1	25-16,25-21,21-25,25-22	4254
*Oct 04	NORTHWESTERN	3-0	25-20,25-16,25-19	5609
*Oct 09	at Rutgers	3-0	25-15,25-15,25-11	219
*Oct 10	at Maryland	3-0	25-20,25-19,25-20	1241
*Oct 14	#11 MINNESOTA	L 2-3	25-11,24-26,16-25,26-24,1	4808
*Oct 17	at #11 Minnesota	L 1-3	20-25,23-25,25-19,19-25	5597
*Oct 23	at Iowa	3-0	25-22,25-22,25-18	1375
*Oct 24	at #3 Nebraska	3-1	22-25,25-17,25-19,25-22	8493
*Oct 30	#17 PURDUE	3-1	25-18,19-25,25-20,25-22	6012
*Nov 01	INDIANA	3-0	25-16,25-17,25-12	6012
*Nov 06	#25 MICHIGAN	3-0	32-30,25-12,25-20	6012
*Nov 08	MICHIGAN STATE	3-0	25-12,25-13,25-17	5057
*Nov 11	at Michigan	3-0	25-20,25-19,25-19	1446
*Nov 14	IOWA	3-0	25-20,25-11,25-14	6012
*Nov 18	at #18 Illinois	3-2	25-22,10-25,25-22,26-28,1	3037
*Nov 22	#16 OHIO STATE	3-0	25-21,25-16,25-21	6012
*Nov 25	RUTGERS	3-0	25-20,25-15,25-10	5135
*Nov 28	at #14 Purdue	3-0	25-22,25-19,25-19	2415

^ HotelRED Invitational, Madison, Wis.  
 # ACC/Big Ten Challenge, Louisville, Ky.  
 @ Badger Classic, Madison, Wis.  
 \$ Creighton Classic, Omaha, Neb.

Record in 3-set matches: 12-1  
 Record in 4-set matches: 3-1  
 Record in 5-set matches: 1-2

Match-by-Match Comparison

Wisconsin Team Match-by-Match Comparison (as of Nov 29, 2015)  
All matches

Date	Opponent	Scor	Kills	Errors	TA	Hit%	Assists	SA	SE	RE	Digs	Blocks	BS	BA	BE	BHE
Aug 28, 201	WESTERN KENTUCK	1-3	57/54	20/18	148/1	.250/	.263 55/53	2/3	9/8	3/2	61/58	10.0/5.0	3/2	14/6	0/4	0/1
Aug 29, 201	COLGATE	3-0	48/26	21/23	120/1	.225/	.025 47/23	1/1	5/4	1/1	64/42	10.0/7.0	1/1	18/12	1/3	0/1
Aug 29, 201	COLL OF CHARLEST	3-0	37/34	10/24	77/10	.351/	.100 35/32	5/2	3/7	2/5	37/25	11.0/4.0	2/1	18/6	3/0	0/1
Sep 04, 201	vs North Carolina	3-0	45/36	20/22	124/1	.202/	.109 40/33	1/3	2/3	3/1	61/49	6.5/13.0	1/2	11/22	2/0	0/0
Sep 05, 201	at Louisville	3-1	58/49	22/22	150/1	.240/	.178 56/47	2/5	8/7	5/2	67/61	10.0/8.0	0/3	20/10	0/2	0/1
Sep 10, 201	GEORGIA	3-0	45/16	10/21	87/97	.402/	-.05 44/15	3/1	4/3	1/3	47/27	11.0/7.0	1/1	20/12	1/3	0/2
Sep 11, 201	KENT STATE	3-0	47/31	13/15	96/96	.354/	.167 41/30	5/5	5/6	5/5	37/32	10.0/10.0	1/2	18/16	2/2	0/2
Sep 18, 201	vs Kansas State	3-1	65/52	26/25	189/1	.206/	.162 61/49	1/1	4/8	1/1	83/80	7.0/9.0	0/1	14/16	1/6	0/1
Sep 19, 201	at Creighton	3-0	43/36	19/19	122/1	.197/	.152 40/36	3/2	4/6	2/3	52/49	13.0/7.0	2/0	22/14	0/4	1/3
Sep 19, 201	vs Arkansas	2-3	68/66	22/25	157/1	.293/	.270 64/65	3/5	4/6	5/3	57/54	8.0/12.0	1/6	14/12	2/1	1/0
Sep 23, 201	at Penn State	0-3	39/46	18/11	107/9	.196/	.376 38/46	0/3	7/7	3/0	34/44	5.0/7.0	0/3	10/8	4/1	0/0
Sep 27, 201	at Ohio State	2-3	58/62	27/23	154/1	.201/	.250 57/57	2/7	7/11	7/2	66/60	8.0/15.0	1/6	14/18	0/2	0/0
Sep 30, 201	ILLINOIS	3-1	56/56	18/28	142/1	.268/	.178 53/53	4/1	8/8	1/4	59/56	12.0/10.0	0/1	24/18	5/5	0/0
Oct 04, 201	NORTHWESTERN	3-0	41/38	14/22	110/1	.245/	.138 40/38	4/0	3/6	0/4	43/48	12.0/4.0	1/1	22/6	1/4	0/1
Oct 09, 201	at Rutgers	3-0	36/28	4/25	81/97	.395/	.031 34/25	7/2	7/5	2/7	36/37	11.0/1.0	2/0	18/2	1/2	0/1
Oct 10, 201	at Maryland	3-0	48/39	9/12	100/1	.390/	.262 48/39	4/3	8/11	3/4	45/39	9.0/4.0	1/1	16/6	3/2	0/0
Oct 14, 201	MINNESOTA	2-3	63/56	34/28	187/1	.155/	.147 62/52	3/4	5/8	4/3	87/80	12.0/15.0	0/0	24/30	1/2	1/0
Oct 17, 201	at Minnesota	1-3	58/61	18/21	172/1	.233/	.235 56/59	3/6	6/5	6/3	80/86	11.0/7.5	1/1	20/13	4/2	2/0
Oct 23, 201	at Iowa	3-0	46/31	16/15	119/1	.252/	.144 46/31	5/7	7/8	7/5	63/45	11.0/5.0	2/0	18/10	0/2	1/1
Oct 24, 201	at Nebraska	3-1	55/58	17/35	150/1	.253/	.133 53/53	1/2	6/6	2/1	66/66	15.0/8.0	2/2	26/12	1/2	0/0
Oct 30, 201	PURDUE	3-1	64/50	23/19	149/1	.275/	.218 60/49	1/4	7/8	4/1	58/53	6.0/9.0	1/2	10/14	1/10	1/1
Nov 01, 201	INDIANA	3-0	41/25	10/21	77/85	.403/	.047 37/25	2/2	8/8	2/2	31/23	7.0/3.0	0/0	14/6	1/2	0/2
Nov 06, 201	MICHIGAN	3-0	51/37	14/20	119/1	.311/	.138 48/35	4/2	8/7	2/4	54/45	8.0/8.0	0/2	16/12	1/2	0/0
Nov 08, 201	MICHIGAN STATE	3-0	38/24	11/23	74/84	.365/	.012 36/23	3/2	5/8	2/3	29/19	8.0/6.0	3/0	10/12	0/3	0/1
Nov 11, 201	at Michigan	3-0	42/33	11/22	105/1	.295/	.103 38/28	3/2	10/3	2/3	45/43	13.0/7.0	2/3	22/8	1/1	0/1
Nov 14, 201	IOWA	3-0	49/25	10/15	92/94	.424/	.106 44/22	4/0	9/6	0/4	44/30	8.0/2.0	2/0	12/4	0/1	1/1
Nov 18, 201	at Illinois	3-2	65/63	35/26	188/1	.160/	.200 63/62	5/2	8/5	2/5	82/77	13.0/16.0	1/3	24/26	3/1	1/0
Nov 22, 201	OHIO STATE	3-0	46/39	12/16	106/1	.321/	.205 45/39	4/1	5/6	1/4	49/42	11.0/6.0	1/3	20/6	0/3	0/2
Nov 25, 201	RUTGERS	3-0	42/23	12/17	91/94	.330/	.064 40/23	7/4	6/8	4/7	47/31	8.0/6.0	1/0	14/12	3/2	0/1
Nov 28, 201	at Purdue	3-0	52/37	15/13	116/1	.319/	.222 51/35	3/3	5/4	3/3	52/39	5.0/9.0	0/2	10/14	0/3	0/2

Note: Match totals are displayed in the format TEAM/OPPONENT for each category



# Career Statistics

## POINTS

1. Sherisa Livingston	2256.0	1998-01
2. Amy Lee	2004.0	1994-97
3. Arlisa Hagan	1955.5	1989-92
4. Brittney Dolgner	1857.0	2006-09
5. Kelly Kennedy	1824.0	1997-99
6. Heather Dodaro	1814.0	1994-97
7. Sheila Shaw	1707.0	2002-05
8. Ellen Chapman	1642.5	2011-14
9. Kelly Kennedy	1567.5	1996-99
10. Kristen Roman	1517.5	1984-87

## POINTS PER SET (1,000 Points Min.)

1. Sherisa Livingston	5.13 (2256.0 in 440)	1998-01
2. Joanna Grotenhuis	4.85 (1129.0 in 233)	1992-94
3. Amy Lee	4.54 (2004.0 in 451)	1994-97
4. Arlisa Hagan	4.44 (1955.5 in 440)	1989-92
5. Jenny Maastricht	4.38 (1492.5 in 341)	1997-00
6. Brittney Dolgner	4.34 (1857.0 in 428)	2006-09
7. Kelly Kennedy	4.21 (1823.0 in 433)	1997-99
8. Heather Dodaro	74.08 (1814.0 in 445)	1994-97
9. Sheila Shaw	3.92 (1707.0 in 435)	2002-05
10. Jill Odenthal	3.64 (1436.5 in 395)	2001-04

## KILLS

1. Sherisa Livingston	1912	1998-01
2. Amy Lee	1661	1994-97
3. Brittney Dolgner	1643	2006-09
4. Arlisa Hagan	1495	1989-92
5. Ellen Chapman	1457	2011-14
6. Kelly Kennedy	1406	1996-99
7. Heather Dodaro	1377	1994-97
8. Sheila Shaw	1313	2002-05
9. Erin Byrd	1270	1999-02
10. Jenny Maastricht	1248	1997-00
11. Audra Jeffers	1247	2005-08
12. Jill Odenthal	1246	2001-04
13. Kristen Roman	1161	1984-87
14. Aubrey Meierotto	1157	2001-05
15. Susan Wohlford	1132	1988-91
16. Marisa Mackey	1107	1995-98
17. Brigitte Lourey	1016	1991-93
18. Joanna Grotenhuis	1009	1992-94
19. Maria Carlini	1005	2003-06

## KILLS PER SET (1,000 Attempts Min.)

1. Sherisa Livingston	4.35 (1912 in 440)	1998-01
2. Joanna Grotenhuis	4.33 (1009 in 233)	1992-94
3. Brittney Dolgner	3.84 (1643 in 428)	2006-09
4. Amy Lee	3.68 (1661 in 451)	1994-97
5. Jenny Maastricht	3.66 (1248 in 341)	1997-00
6. Arlisa Hagan	3.40 (1495 in 440)	1989-92
7. Brigitte Lourey	3.26 (1016 in 312)	1991-93
8. Kelly Kennedy	3.25 (1406 in 433)	1996-99
9. Jill Odenthal	3.15 (1246 in 395)	2001-04
10. Heather Dodaro	3.09 (1377 in 445)	1994-97

## TOTAL ATTACK ATTEMPTS

1. Ellen Chapman	4320	2011-14
2. Amy Lee	4129	1994-97
3. Brittney Dolgner	4071	2006-09
4. Susan Wohlford	3814	1988-91
5. Arlisa Hagan	3701	1989-92
6. Sherisa Livingston	3634	1998-01
7. Kristen Roman	3588	1984-87
8. Erin Byrd	3527	1999-02
9. Heather Dodaro	3279	1994-97
10. Jenny Maastricht	3230	1997-00

## ATTACK ATTEMPTS PER SET (2,000 Attempts Min.)

1. Joanna Grotenhuis	11.08 (2583 in 233)	1992-94
2. Brittney Dolgner	9.51 (4071 in 428)	2006-09
3. Jenny Maastricht	9.47 (3230 in 341)	1997-00
4. Brigitte Lourey	9.21 (2874 in 312)	1991-93
5. Amy Lee	9.16 (4139 in 451)	1994-97
6. Ellen Chapman	9.00 (4320 in 480)	2011-14
7. Arlisa Hagan	8.41 (3701 in 440)	1989-92
8. Sherisa Livingston	8.26 (3634 in 440)	1998-01
9. Kristen Roman	8.25 (3588 in 435)	1984-87
10. Aubrey Meierotto	8.09 (2092 in 382)	2001-05

## HITTING PERCENTAGE (1,000 Attempts Min.)

1. Sherisa Livingston	.366	1998-01
2. <b>Haleigh Nelson</b>	<b>.365</b>	<b>2013-pres.</b>
3. Kelly Kennedy	.339	1996-99
4. Taylor Reineke	.317	2004-07
5. Sheila Shaw	.308	2002-05
6. Dominique Thompson	.301	2010-14
7. Jill Odenthal	.292	2001-04
8. Alexis Mitchell	.289	2009-12
9. Lisa Boyd	.286	1987-90
10. Megan Scott	.284	1982-83

## ASSISTS

1. Laura Abbinante	5833	1993-96
2. Jackie Simpson	5235	2004-07
3. Liz Tortorello	4107	1988-91
4. Morgan Shields	4076	1999-03
5. <b>Lauren Carlini</b>	<b>4015</b>	<b>2013-pres.</b>
6. Lizzy Fitzgerald	3923	1998-01
7. Janelle Gabrielsen	3426	2008-11
8. Colleen Neels	3315	1995-98
9. Susan Temple	2478	1986-89
10. Courtney Thomas	2208	2011-14

## ASSISTS PER SET (600 Assists Min.)

1. Morgan Shields	12.82 (4076 in 318)	1999-03
2. Lizzy Fitzgerald	12.74 (3923 in 308)	1998-01
Jackie Simpson	12.74 (5235 in 411)	2004-07
4. Laura Abbinante	12.38 (5833 in 471)	1993-96
5. <b>Lauren Carlini</b>	<b>11.41 (4015 in 352)</b>	<b>2013-pres.</b>
6. Katie Lorenzen	9.10 (637 in 70)	2003-06
7. Liz Tortorello	8.75 (4107 in 469)	1988-91
8. Janelle Gabrielsen	7.63 (3426 in 449)	2008-11
9. Colleen Neels	7.37 (3315 in 450)	1995-98
10. Nikki Klingsporn	6.47 (887 in 137)	2007-08

## SERVICE ACES

1. Margie Kaminski	166	1984-87
2. Marisa Mackey	158	1995-98
3. Susan Wohlford	154	1988-91
4. Susan Temple	146	1986-89
5. Liz Tortorello	135	1988-91
6. Colleen Neels	134	1995-98
7. Laura Abbinante	133	1993-96
8. Erin Byrd	120	1999-02
9. Sheila Shaw	118	2002-04
10. Annemarie Hickey	115	2010-13
Kristen Roman	115	1984-87

## SERVICE ACES PER SET (50 Aces Min.)

1. Margie Kaminski	0.40 (166 in 418)	1984-87
2. Susan Temple	0.37 (146 in 396)	1986-89
3. Morgan Shields	0.35 (112 in 318)	1999-03
Marisa Mackey	0.35 (158 in 449)	1995-98
5. Susan Wohlford	0.32 (154 in 482)	1988-91
6. Colleen Neels	0.30 (134 in 450)	1995-98
7. Sue Gilmeister	0.30 (101 in 334)	1983-85
8. Liz Tortorello	0.29 (135 in 469)	1988-91
Brigitte Lourey	0.29 (53 in 312)	1991-93
10. Laura Abbinante	0.28 (133 in 471)	1993-96
Joanna Grotenhuis	0.28 (65 in 233)	1992-94

## DIGS

1. Jocelyn Wack	2182	2004-07
2. Susan Wohlford	1920	1988-91
3. Annemarie Hickey	1849	2010-13
4. Kim Kuzma	1553	2007-10
5. <b>Taylor Morey</b>	<b>1455</b>	<b>2013-pres.</b>
6. Erin Byrd	1397	1999-02
7. Marisa Mackey	1289	1995-98
8. Laura Abbinante	1246	1993-96
9. Janelle Gabrielsen	1118	2008-11
10. Kristen Roman	1107	1984-87

## DIGS PER SET (500 Digs Min.)

1. Jocelyn Wack	4.81 (2182 in 454)	2004-07
2. Susan Wohlford	3.98 (1920 in 482)	1988-91
Annemarie Hickey	3.98 (1849 in 464)	2010-13
4. <b>Taylor Morey</b>	<b>3.96 (1455 in 367)</b>	<b>2013-pres.</b>
5. Kim Kuzma	3.90 (1553 in 398)	2007-10
6. Erin Byrd	3.02 (1397 in 462)	1999-02
7. Jill Maier	2.97 (565 in 190)	2000-03
8. Lauren Burny	2.88 (743 in 258)	1994-97

9. <b>Lauren Carlini</b>	<b>2.87 (1010 in 352)</b>	<b>2013-pres.</b>
Marisa Mackey	2.87 (1289 in 449)	1995-98

## BLOCK SOLOS

1. Arlisa Hagan	162	1989-92
2. Julie Fautsch	132	1983-86
3. Lisa Boyd	113	1987-90
4. Kelly Kennedy	101	1996-99
5. Sherisa Livingston	88	1998-01
6. Megan Scott	82	1982-83
7. Heather Dodaro	70	1994-97
8. Taylor Reineke	67	2004-07
Tracy Tiffany	67	1984-87
10. Connie Venzke	65	1984-87

## BLOCK ASSISTS

1. Heather Dodaro	612	1994-97
2. Taylor Reineke	604	2004-07
3. Sherisa Livingston	492	1998-01
4. Arlisa Hagan	465	1989-92
5. Kelly Kennedy	454	1996-99
6. Amy Lee	430	1994-97
7. Sheila Shaw	426	2002-04
8. <b>Haleigh Nelson</b>	<b>411</b>	<b>2013-pres.</b>
9. Lisa Boyd	410	1987-90
10. Audra Jeffers	403	2005-08

## TOTAL BLOCKS

1. Heather Dodaro	682	1994-97
2. Taylor Reineke	671	2004-06
3. Arlisa Hagan	618	1989-92
4. Sherisa Livingston	580	1998-01
5. Kelly Kennedy	555	1996-99
6. Lisa Boyd	523	1987-90
7. Sheila Shaw	489	2002-04
8. Julie Fautsch	474	1983-86
9. Amy Lee	454	1994-97
10. Audra Jeffers	451	2005-08

## BLOCKS PER SET (300 Blocks Min.)

1. Taylor Reineke	1.55 (671 in 434)	2004-06
2. Heather Dodaro	1.53 (682 in 445)	1994-97
3. Arlisa Hagan	1.40 (618 in 440)	1989-92
4. Sherisa Livingston	1.32 (580 in 440)	1998-01
5. Kelly Kennedy	1.28 (555 in 433)	1996-99
6. Lisa Boyd	1.25 (523 in 420)	1987-90
7. <b>Haleigh Nelson</b>	<b>1.23 (449 in 364)</b>	<b>2013-pres.</b>
8. Sheila Shaw	1.12 (489 in 435)	2002-04
9. Julie Fautsch	1.11 (474 in 426)	1983-86
10. Connie Venzke	1.08 (383 in 354)	1984-87

## MATCHES PLAYED

1. Ellen Chapman	137	2011-14
2. Liz Tortorello	135	1988-91
Jeannette Simenson	135	1988-91
4. Amy Lee	134	1994-97
5. Courtney Thomas	133	2011-14
Erin Byrd	133	1999-02
Marisa Mackey	133	1995-98
Susan Wohlford	133	1988-91
9. Colleen Neels	132	1995-98
10. Sherisa Livingston	131	1998-01
Laura Abbinante	131	1993-96

## SETS PLAYED

1. Courtney Thomas	482	2011-14
Susan Wohlford	482	1988-91
3. Ellen Chapman	480	2011-14
4. Laura Abbinante	471	1993-96
5. Liz Tortorello	469	1988-91
6. Annemarie Hickey	464	2010-13
7. Erin Byrd	462	1999-02
8. Jaime Smith	461	1992-95
9. Jocelyn Wack	454	2004-07
10. Dominique Thompson	451	2010-14
Audra Jeffers	451	2005-08
Amy Lee	451	1994-97

## Key:

Points = Kills + Aces + Block Solos + ½ Block Assists  
Total Blocks = Block Solos + ½ Block Assists

# 2015 Schedule

Overall Record: 24-6 (13-2 home; 9-3 away; 2-1 neutral)  
Big Ten Record: 16-4/3rd (9-1 home; 7-3 away)

Day	Date	Event	W/L	Scores	Record
FRIDAY	AUG. 28	HOTELRED INVITATIONAL	L	25-13, 23-25, 19-25, 19-25	0-1
SATURDAY	AUG. 29	HOTELRED INVITATIONAL	W	25-20, 27-25, 25-8	1-1
		vs. Colgate	W	25-15, 25-15, 25-20	2-1
Friday	Sept. 4	at ACC/Big Ten Challenge, Louisville, Ky.	W	25-22, 25-20, 25-19	3-1
Saturday	Sept. 5	at ACC/Big Ten Challenge, Louisville, Ky.	W	25-19, 17-25, 25-21, 25-19	4-1
THURSDAY	SEPT. 10	BADGER CLASSIC	W	25-11, 25-6, 25-14	5-1
FRIDAY	SEPT. 11	BADGER CLASSIC	W	25-22, 25-11, 25-21	6-1
Friday	Sept. 18	at Creighton Classic, Omaha, Neb.	W	25-20, 25-14, 25-27, 25-23	7-1
Saturday	Sept. 19	vs. Kansas State	W	25-19, 25-21, 25-23	8-1
Wednesday	Sept. 23	at #1 Penn State (BTN)	L	21-25, 25-22, 20-25, 25-13, 11-15	8-2
Sunday	Sept. 27	at #12 Ohio State	L	25-21, 25-16, 25-20	8-3
WEDNESDAY	SEPT. 30	#7 ILLINOIS (BTN)	L	17-25, 25-18, 20-25 25-21, 11-15	8-4
SUNDAY	OCT. 4	NORTHWESTERN	W	25-16, 25-21, 21-25, 25-22	9-4
Friday	Oct. 9	at Rutgers	W	25-20, 25-16, 25-19	10-4
Saturday	Oct. 10	at Maryland	W	25-15, 25-15, 25-11	11-4
WEDNESDAY	OCT. 14	#11 MINNESOTA	W	25-20, 25-19, 25-20	12-4
Saturday	Oct. 17	at #11 Minnesota	L	25-11, 24-26, 16-25, 26-24, 11-15	12-5
Friday	Oct. 23	at Iowa (BTN)	L	20-25, 23-25, 25-19, 19-25	12-6
Saturday	Oct. 24	at #3 Nebraska	W	25-22, 25-22, 25-18	13-6
FRIDAY	OCT. 30	#17 PURDUE (BTN)	W	22-25, 25-17, 25-19, 25-22	14-6
SUNDAY	NOV. 1	INDIANA	W	25-18, 19-25, 25-20, 25-22	15-6
FRIDAY	NOV. 6	#25 MICHIGAN	W	25-16, 25-17, 25-12	16-6
SUNDAY	NOV. 8	MICHIGAN STATE (ESPN2)	W	32-30, 25-12, 25-20	17-6
Wednesday	Nov. 11	at Michigan (BTN)	W	25-12, 25-13, 25-17	18-6
SATURDAY	NOV. 14	IOWA	W	25-20, 25-19, 25-19	19-6
Wednesday	Nov. 18	at #18 Illinois (BTN)	W	25-20, 25-11, 25-14	20-6
SUNDAY	NOV. 22	#16 OHIO STATE	W	25-22, 10-25, 25-22, 26-28, 15-12	21-6
WEDNESDAY	NOV. 25	RUTGERS	W	25-21, 25-16, 25-21	22-6
Saturday	Nov. 28	at #14 Purdue	W	25-20, 25-15, 25-10	23-6
THURSDAY	DEC. 3	NCAA FIRST ROUND	W	25-22, 25-19, 25-19	24-6
		IOWA STATE VS. MIAMI (FLA.)	5 p.m.		
		WISCONSIN VS. OREGON	7:30 p.m.		
FRIDAY	DEC. 4	NCAA SECOND ROUND	7 p.m.		
Fri.-Sat.	Dec. 11-12	at NCAA Regionals			
Thur. & Sat.	Dec. 17 & 19	(Austin, Texas; Des Moines, Iowa, Lexington, Ky.; San Diego, Calif.) at NCAA Championship, CenturyLink Center, Omaha, Neb.			

All home matches, in ALL CAPS, played in the UW Field House, 1450 Monroe St.  
All times are CST. Dates and times subject to change.  
# AVCA rank at time of match. (TV)

## Attendance

Overall			Big Ten		
Total	Matches	Avg.	Total	Matches	Avg.
75,633	15	5042	54,923	10	5,492

## BADGERS IN THE AVCA POLL

Preseason	T5th	Oct. 19	16th
Aug. 31	13th	Oct. 26	12th
Sept. 7	11th	Nov. 2	13th
Sept. 14	11th	Nov. 9	11th
Sept. 21	16th	Nov. 16	10th
Sept. 28	19th	Nov. 23	10th
Oct. 5	16th	Nov. 30	10th
Oct. 12	15th		

## Match 1: Western Kentucky 3, #5 Wisconsin 1

HotelRED Invitational

Aug. 28 • UW Field House • Madison, Wis.

#	Western Kentucky	S	ATTACK				SET		SERVE		RECEIVE		BLOCK				Points					
			K	E	TA	Pct	Ass	TA	SA	SE	TA	Pct	O	RE	Pct	Dig		BS	BA	BHE		
1	LUCAS, Jessica	4	7	1	12	.500	43	108	.398	1	1	16	.938	1	0	1000	8	0	1	2	0	8.5
4	ANDERSON, Rachel	4	9	2	17	.412	1	2	.500	0	3	9	.667	0	0	.000	3	1	2	0	0	11.0
7	CAVANAUGH, Alyssa	4	13	5	29	.276	0	0	.000	0	0	0	1000	0	0	.000	1	0	0	0	0	13.0
13	LANGENKAMP, Noelle	4	11	3	27	.296	2	2	.000	0	0	0	.000	1	0	1000	0	0	1	0	0	11.5
16	ENGLE, Sydney	4	6	2	19	.211	0	6	.000	0	0	0	.000	0	0	.000	1	1	2	2	0	8.0
17	GRIMES, Kaelin	4	0	0	0	.000	3	4	.750	1	1	15	.933	18	0	1000	7	0	0	0	0	1.0
8	MARTIN, Mary	1	0	0	0	.000	0	0	.000	0	0	1	1000	0	0	.000	0	0	0	0	0	0.0
10	BODWAY, Haley	4	8	4	30	.133	0	0	.000	0	0	0	.000	0	0	.000	1	0	0	0	0	8.0
12	O'CONNELL, Georgia	4	0	0	0	.000	2	9	.222	1	2	16	.875	35	2	.946	19	0	0	0	0	1.0
15	ENGLE, Rachel	4	0	1	3	-.333	0	4	.000	0	0	0	13000	20	0	1000	11	0	0	0	0	1.0
24	SCOTT, Jackie	4	0	0	0	.000	2	3	.667	0	1	16	.938	1	0	1000	7	0	0	0	0	0.0
Totals		4	54	18	137	.263	53	138	.384	3	8	87	.908	76	2	.974	58	2	6	4	1	62.0

### Team Attack By Set

Set	K	E	TA	Pct	Sideout	Pct
1	11	7	30	.133	11-24	45%
2	13	5	46	.174	14-24	58%
3	16	5	30	.367	14-19	73%
4	14	1	31	.419	15-20	75%
				54-87		62%

TOTAL TEAM BLOCKS: 5.0

### SET SCORES

Western Kentucky (3)  
Wisconsin (1)

1 2 3 4  
13 25 25 25  
25 23 19 19

Team Records:  
1-0  
0-1

#	Wisconsin	S	ATTACK				SET		SERVE		RECEIVE		BLOCK				Points				
			K	E	TA	Pct	Ass	TA	SA	SE	TA	Pct	O	RE	Pct	Dig		BS	BA	BHE	
1	Carlini, Lauren	4	5	0	11	.455	46	120	.383	1	2	15	.867	0	0	.000	9	0	2	0	7.0
2	Kriskova, Romana	4	8	5	24	.125	0	2	.000	0	0	1	1000	1	0	1000	4	0	4	0	10.0
3	Gillis, Lauryn	4	14	3	35	.141	1	6	.167	0	2	10	.800	22	1	.957	7	0	0	0	14.0
4	Bates, Kelli	4	13	6	38	.184	3	6	.500	1	0	11	1000	25	2	.926	10	0	1	0	14.5
10	Blake, Tori	4	8	4	18	.222	0	2	.000	0	0	0	.000	3	0	.000	0	1	2	0	10.0
13	Nelson, Haleigh	4	8	1	19	.368	0	0	.000	0	2	14	.857	0	0	.000	2	4	4	0	12.0
6	Morey, Taylor	4	0	0	0	.000	2	11	.182	0	0	13	1000	11	0	1000	17	0	0	0	0.0
7	MacDonald, Amber	4	0	0	0	.000	3	3	1000	0	2	21	.905	14	0	1000	11	0	0	0	0.0
11	Williams, Tionna	2	0	0	1	.000	0	0	.000	0	1	1	.000	0	0	.000	0	0	1	0	0.5
14	Duello, Madison	1	1	1	2	.000	0	0	.000	0	0	0	.000	0	0	.000	0	0	0	0	1.0
15	Robbins, Jordan	2	0	0	0	.000	0	0	.000	0	0	1	1000	0	0	.000	1	0	0	0	0.0
Totals		4	57	20	148	.250	55	150	.367	2	9	87	.897	76	3	.962	61	3	14	0	69.0

### Team Attack By Set

Set	K	E	TA	Pct	Sideout	Pct
1	14	1	26	.500	12-14	85%
2	17	8	55	.164	13-24	54%
3	11	6	33	.152	14-25	56%
4	15	5	34	.294	14-24	58%
				53-87		60%

TOTAL TEAM BLOCKS: 10.0

Site: Madison, Wis. (UW Field House)  
Date: Aug 28, 2015 Attend: 4394 Time: 2:02  
Referees: Mike Hamilton, Sergio Gonzalez  
Match #2 HotelRED Invitational

1 2 3 4 Total

## Match 2: #5 Wisconsin 3, Colgate 0

HotelRED Invitational

Aug. 29 • UW Field House • Madison, Wis.

#	Colgate	ATTACK				SET		SERVE		RECEIVE		BLOCK				Points					
		S	K	E	Pct	Ass	TA	Pct	SA	SE	TA	Pct	O	RE	Pct		Dig	BS	BA	BHE	
7	Smith, Molly	3	1	1	9	.000	18	76	.237	0	0	8	1000	0	0	.000	2	0	2	0	2.0
9	Harris, Kathleen	3	10	8	39	.051	0	7	.000	0	1	8	.875	8	0	1000	11	1	3	1	12.5
12	Stansbury, Katie	3	4	4	17	.000	0	0	.000	0	0	8	1000	1	0	1000	2	0	0	0	4.0
13	Hutchison, Jaelah	3	5	2	21	.143	0	2	.000	0	0	0	.000	0	0	.000	0	0	5	0	7.5
14	Stebbins, Katie	2	2	2	8	.000	0	0	.000	0	0	0	.000	0	0	.000	0	0	1	1	2.5
15	Kennebeck, Noel	1	0	0	2	.000	0	1	.000	0	0	0	.000	0	0	.000	1	0	0	0	0.0
1	Moncada, Corrina	1	0	0	0	.000	0	2	.000	0	0	4	1000	3	0	1000	1	0	0	0	0.0
2	Simpson, Elena	3	0	0	0	.000	0	0	.000	0	0	0	1000	3	0	1000	5	0	0	0	0.0
3	Smith, Amanda	2	3	0	7	.429	0	0	.000	0	0	0	.000	0	0	.000	0	0	1	0	3.5
4	McAndrews, Madison	1	0	0	0	.000	0	0	.000	0	0	3	1000	0	0	.000	0	0	0	0	0.0
5	McRobie, Peighton	3	0	0	1	.000	2	6	.333	1	1	10	.900	51	1	.981	12	0	0	0	1.0
6	Shupryt-Knoop, Brook	2	0	0	0	.000	0	0	.000	0	1	3	.667	0	0	.000	0	0	0	0	0.0
8	Reilly, Kate	2	1	0	4	.250	0	0	.000	0	0	2	1000	0	0	.000	1	0	0	1	1.0
10	Macy, Jackie	3	0	0	0	.000	1	10	.100	0	1	7	.857	2	0	1000	4	0	0	0	0.0
11	Sanderson, Lauren	1	0	1	4	-.250	2	14	.143	0	0	1	1000	1	0	1000	1	0	0	0	1.0
16	Fauntleroy, Katie	2	0	5	8	-.625	0	1	.000	0	0	0	.000	0	0	.000	2	0	0	0	0.0
17	Pena, Claudia	1	0	0	0	.000	0	0	.000	0	0	0	.000	0	0	.000	0	0	0	0	0.0
Totals		3	26	23	120	.025	23	119	.193	1	4	55	.927	69	1	.986	42	1	12	3	34.0

### Team Attack By Set

Set	K	E	TA	Pct	Sideout	Pct
1	8	5	45	.067	15-24	62%
2	12	7	40	.125	16-27	59%
3	6	11	35	-.143	6-24	25%
				37-75		49%

TOTAL TEAM BLOCKS: 7.0

### SET SCORES

Colgate (0)  
Wisconsin (3)

1 2 3  
20 25 8  
25 27 25

Team Records:  
0-2  
1-1

#	Wisconsin	S	ATTACK				SET		SERVE			RECEIVE			BLOCK				Points			
			K	E	TA	Pct	Ass	TA	Pct	SA	SE	TA	Pct	O	RE	Pct	Dig	BS		BA	BE	BHE
1	Carlini, Lauren	3	0	1	11	-.091	43	94	.457	1	0	12	1000	0	0	.000	9	0	5	0	0	3.5
3	Gillis, Lauryn	3	17	3	35	.400	0	4	.000	0	0	11	1000	11	1	.917	7	0	1	0	0	17.5
4	Bates, Kelli	3	13	7	27	.222	0	2	.000	0	1	9	.889	14	0	1000	14	0	1	0	0	13.5
7	MacDonald, Amber	3	0	0	0	.000	1	6	.167	0	3	21	.857	13	0	1000	15	0	0	0	0	0.0
11	Williams, Tionna	3	6	5	24	.042	0	0	.000	0	0	0	.000	0	0	.000	0	0	6	0	0	9.0
13	Nelson, Haleigh	3	7	1	10	.600	0	1	.000	0	0	6	1000	0	0	.000	1	1	3	1	0	9.5
2	Kriskova, Romana	1	0	0	0	.000	0	0	.000	0	0	0	.000	0	0	.000	1	0	0	0	0	0.0
6	Morey, Taylor	3	0	0	0	.000	3	18	.167	0	0	14	1000	12	0	1000	16	0	0	0	0	0.0
10	Blake, Tori	1	0	0	0	.000	0	0	.000	0	0	0	.000	0	0	.000	0	0	0	0	0	0.0
14	Duello, Madison	3	5	4	13	.077	0	0	.000	0	0	0	.000	0	0	.000	0	0	2	0	0	6.0
15	Robbins, Jordan	1	0	0	0	.000	0	0	.000	0	1	2	.500	0	0	.000	1	0	0	0	0	0.0
Totals		3	48	21	120	.225	47	125	.376	1	5	75	.933	50	1	.980	64	1	18	1	0	59.0

### Team Attack By Set

Set	K	E	TA	Pct	Sideout	Pct
1	16	11	52	.096	16-21	76%
2	20	9	42	.262	16-25	63%
3	12	1	26	.423	7-9	77%
					39-55	70%

**Match 5: #13 Wisconsin 3, Louisville 1**  
ACC/Big Ten Challenge  
Sept. 5 • KFC Yum! Center • Louisville, Ky.

#	#	Wisconsin	ATTACK				SET				SERVE				RECEIVE				BLOCK				Points
			S	K	E	TA	Pct	Ass	TA	Pct	SA	SE	TA	Pct	0	RE	Pct	Dig	BS	BA	BE	BHE	
1	Carlini, Lauren	4	3	1	8	.250	47	120	.392	0	3	17	.824	0	0	.000	12	0	4	0	0	0	5.0
2	Krskova, Romana	4	10	3	21	.333	0	0	.000	0	0	0	.000	2	0	1000	1	0	2	0	0	0	11.0
3	Gillis, Lauryn	4	12	5	37	.189	0	2	.000	0	0	11	1000	14	0	1000	7	0	2	0	0	0	13.0
4	Bates, Kelli	4	16	5	41	.268	0	4	.000	0	4	16	.750	11	1	.917	12	0	2	0	0	0	17.0
11	Williams, Tionna	4	9	3	20	.300	0	0	.000	0	0	0	.000	0	0	.000	1	0	6	0	0	0	12.0
13	Nelson, Haleigh	4	6	5	19	.053	0	1	.000	0	0	14	1000	2	0	1000	3	0	4	0	0	0	8.0
6	Morey, Taylor	4	0	0	0	.000	6	13	.462	1	0	14	1000	17	0	1000	19	0	0	0	0	0	1.0
7	MacDonald, Amber	4	0	0	0	.000	3	6	.500	1	1	19	.947	27	1	.964	12	0	0	0	0	0	1.0
10	Blake, Tori	2	1	0	1	1.000	0	0	.000	0	0	0	.000	0	0	.000	0	0	0	0	0	0	1.0
14	Duello, Madison	1	1	0	3	.333	0	0	.000	0	0	0	.000	0	0	.000	0	0	0	0	0	0	1.0
Team			3																				
Totals			4	58	22	150	.240	56	146	.384	2	8	91	.912	73	5	.936	67	0	20	0	0	70.0

**Team Attack By Set**

Set	K	E	TA	Pct	Sideout	Pct
1	19	3	37	.432	13-20	64%
2	10	4	32	.188	12-24	50%
3	18	9	45	.200	16-22	72%
4	11	6	36	.139	11-19	57%
52-85						61%

TOTAL TEAM BLOCKS: 10.0

**SET SCORES**

Wisconsin (3)

Louisville (1)

1 2 3 4

25 17 25 25

19 25 21 19

Team Records:

4-1

2-3

#	#	Louisville	ATTACK				SET				SERVE				RECEIVE				BLOCK				Points
			S	K	E	TA	Pct	Ass	TA	Pct	SA	SE	TA	Pct	0	RE	Pct	Dig	BS	BA	BE	BHE	
5	Katie George	4	0	0	2	.000	44	131	.336	0	2	18	.889	0	0	.000	5	0	1	0	0	0	0.5
7	Erin Fairs	4	16	6	36	.278	0	1	.000	0	0	0	.000	8	0	1000	1	1	1	0	0	0	17.5
8	Aniah Philo	4	2	1	6	.167	0	0	.000	0	1	1000	20	0	1000	9	0	0	0	0	0	0	2.0
17	Tess Clark	4	7	2	17	.294	0	3	.000	0	0	0	.000	0	1	.000	0	0	5	0	0	0	9.5
19	Maggie DeLong	4	5	2	17	.176	0	0	.000	0	0	0	.000	0	0	.000	0	1	0	0	0	0	6.0
23	Janelle Jenkins	4	12	5	38	.184	0	1	.000	2	0	13	1000	0	0	.000	13	0	3	0	0	0	15.5
1	Molly Sauer	4	0	0	0	.000	2	9	.222	3	1	20	.950	10	0	1000	14	0	0	0	0	0	3.0
13	Maya McClendon	4	7	6	36	.028	0	1	.000	0	3	8	.625	1	0	1000	4	1	0	2	0	0	8.0
14	Roxanne McVey	4	0	0	0	.000	1	7	.143	0	0	10	1000	42	0	1000	15	0	0	0	0	0	1.0
24	Lyndsay Palmer	4	0	0	0	.000	0	0	.000	0	1	15	.933	0	0	.000	0	0	0	0	0	0	0.0
Team			1																				
Totals			4	49	22	152	.178	47	153	.307	5	7	85	.918	81	2	.976	61	3	10	2	1	62.0

**Team Attack By Set**

Set	K	E	TA	Pct	Sideout	Pct
1	12	6	39	.154	12-24	50%
2	18	3	34	.441	13-18	72%
3	9	5	43	.093	15-24	62%
4	10	8	36	.056	11-25	43%
51-91						56%

TOTAL TEAM BLOCKS: 8.0

Site: KFC Yum! Center (Louisville, Ky.)

Date: Sep 05, 2015 Attend: 2861 Time: 1:56

Referees: Davonnie McLeary, Donnie Goodwin

Tie scores 1 2 3 4 Total

Lead change 6 3 6 3 18

2 2 0 1 5

**Match 7: #11 Wisconsin 3, Kent State 0**  
Badger Classic  
Sept. 11 • UW Field House • Madison, Wis.

#	Kent State	S	Attack				Serve				Block				Pts	
			K	E	TA	Pct	Asst	SA	SE	RE	Dig	BS	BA	BE		BHE
7	HUTCHISON, Kelly	3	9	4	22	.227	0	0	0	0	1	0	1	0	1	9.5
10	MILLS, Sarah	2	0	0	0	.000	1	1	2	3	2	0	0	0	0	1.0
12	WILHELM, Bridget	3	4	2	13	.154	0	0	1	0	1	0	4	0	0	6.0
14	KOUJC, Katarina	3	1	0	1	1.000	19	1	2	0	4	0	0	0	0	2.0
7	BITTINGER, Kelsey	3	11	4	27	.259	0	0	1	1	7	1	2	0	0	13.0
18	NORBERG, Drew	3	5	2	17	.176	0	0	0	0	1	1	4	1	0	8.0
1	CONNORS, Darby	3	1	0	1	1.000	0	0	0	0	0	0	3	1	0	2.5
2	JONES, Sam	2	0	0	0	.000	0	1	0	1	0	0	0	0	0	1.0
3	GERAGHTY, Challen	3	0	0	1	.000	1	1	0	0	14	0	0	0	0	1.0
4	JAKSCHT, Brittney	3	0	0	1	.000	9	1	0	0	0	0	0	0	0	1.0
9	MANTAS, Lexi	3	0	3	12	.250	0	0	0	0	2	0	2	0	0	1.0
20	YOUNKIN, Heather	1	0	0	1	.000	0	0	0	0	0	0	0	0	0	0.0
Totals		3	31	15	96	.167	30	5	6	5	32	2	16	2	2	46.0

**Team Attack By Set**

Set	K	E	TA	Pct	Sideout	Pct
1	13	1	32	.375	16-24	66%
2	6	8	28	.071	9-25	36%
3	12	6	36	.167	12-24	50%
37-73						50%

TOTAL TEAM BLOCKS: 10.0

**SET SCORES**

Kent State (0)

Wisconsin (3)

1 2 3

22 11 21

5-4

Team Records:

6-1

#	Wisconsin	S	Attack				Serve				Block				Pts	
			K	E	TA	Pct	Ass	SA	SE	RE	Dig	BS	BA	BE		
1	Carlini, Lauren	3	2	1	7	.143	37	0	2	0	7	0	3	0	0	3.5
2	Krskova, Romana	3	5	3	12	.167	0	0	0	0	0	0	3	0	0	6.5
3	Gillis, Lauryn	3	8	3	21	.238	0	0	1	1	6	0	0	2	0	8.0
4	Bates, Kelli	3	12	2	22	.455	0	1	1	2	7	0	3	0	0	14.5
10	Blake, Tori	3	5	0	7	.714	0	0	0	0	2	0	7	0	0	8.5
13	Nelson, Haleigh	3	11	2	19	.474	1	4	0	0	0	1	1	0	0	16.5
6	Morey, Taylor	3	0	0	0	.000	3	0	0	0	12	0	0	0	0	0.0
7	MacDonald, Amber	3	0	0	0	.000	0	0	1	2	3	0	0	0	0	0.0
11	Williams, Tionna	1	3	1	6	.333	0	0	0	0	0	0	1	0	0	3.5
14	Duello, Madison	1	1	1	2	.000	0	0	0	0	0	0	0	0	0	1.0
Totals		3	47	13	96	.354	41	5	5	5	37	1	18	2	0	62.0

**Team Attack By Set**

Set	K	E	TA	Pct	Sideout	Pct
1	21	5	39	.410	17-23	73%
2	8	4	22	.182	9-11	81%
3	18	4	35	.400	13-22	59%
39-56						69%

TOTAL TEAM BLOCKS: 10.0

Site: Madison, Wis. (UW Field House)

Date: Sep 11, 2015 Attend: 4626 Time: 1:25

Referees: Tom Joseph, Nicki Fisaga

Tie scores 1 2 3 Total

Lead changes 5 7 3 15

3 1 1 5

**Match 6: #11 Wisconsin 3, Georgia 0**  
Badger Classic  
Sept. 10 • UW Field House • Madison, Wis.

#	# Georgia	ATTACK					SET			SERVE			RECEIVE			BLOCK				Points		
		S	K	E	TA	Pct	Ass	TA	Pct	SA	SE	TA	Pct	0	RE	Pct	Dig	BS	BA		BE	
2	Dachs, Amanda	3	8	5	35	.086	0	2	.000	0	0	4	1000	5	0	1000	1	1	1	0	9.5	
3	Spencer, Megan	3	2	8	19	.316	0	2	.000	0	0	0	.000	4	0	1000	0	0	5	1	0	4.5
7	Kazor, Kendall	3	1	0	5	.200	10	47	.213	0	0	2	1000	0	0	.000	3	0	0	0	0	1.0
13	Lobenstien, Maddie	2	1	1	6	.000	0	1	.000	0	0	5	1000	1	0	1000	2	0	0	0	0	1.0
17	Eatmon, Jasmine	3	2	2	12	.000	0	0	.000	0	0	0	.000	2	0	1000	1	0	0	1	0	2.0
23	McCray, Desiree	3	1	1	4	.000	0	0	.000	0	0	0	.000	2	0	1000	0	4	1	0	0	3.0
1	Porter, Devon	1	1	0	3	.333	0	0	.000	1	0	2	1000	5	0	1000	0	0	0	0	0	2.0
4	Lagler-Clark, Sarah	2	0	0	1	.000	4	33	.121	0	0	2	1000	0	0	.000	0	0	0	0	2	0.0
9	McCord, Elle	3	0	0	0	.000	1	4	.250	0	0	6	1000	10	2	.833	3	0	0	0	0	0.0
15	Gilliam, Sydney	2	0	0	0	.000	0	0	.000	0	1	2	.500	0	0	.000	0	0	0	0	0	0.0
19	Bass, Majesti	1	0	0	3	.000	0	0	.000	0	0	0	.000	0	0	.000	0	2	0	0	0	1.0
20	Anderson, Cassidy	3	0	0	0	.000	0	8	.000	0	2	8	.750	18	0	1000	10	0	0	0	0	0.0
21	Osman, Caroline	3	0	4	9	-.444	0	3	.000	0	0	2	1000	18	1	.947	7	0	0	0	0	0.0
Totals		3	16	21	97	-.052	15	100	.150	1	3	33	.909	66	3	.957	27	1	12	3	2	24.0



## Match 9: #11 Wisconsin 3, Creighton 0

Creighton Classic

Sept. 19 • D.J. Sokol Arena • Omaha, Neb.

#	Wisconsin	ATTACK				SET			SERVE			RECEIVE		BLOCK				Points				
		S	K	E	TA	Pct	Ass	TA	Pct	SA	SE	TA	Pct	O	RE	Pct	Dig		BS	BA	BHE	
1	Carlini, Lauren	3	4	0	5	.800	34	103	.330	1	0	14	1000	1	0	1000	8	1	1	0	1	6.5
2	Kriskova, Romana	3	10	4	23	.261	0	0	.000	0	0	0	.000	0	0	.000	1	0	5	0	0	12.5
3	Gillis, Lauryn	3	8	7	31	.032	1	3	.333	0	1	11	.909	8	0	1000	8	1	2	0	0	10.0
4	Bates, Kelli	3	12	6	35	.171	1	2	.500	1	1	9	.889	16	0	1000	8	0	3	0	0	14.5
11	Williams, Tionna	3	5	2	12	.250	0	1	.000	0	0	0	.000	2	1	.667	1	0	4	0	0	7.0
13	Nelson, Haleigh	3	4	0	12	.333	0	1	.000	1	1	11	.909	0	0	.000	3	0	7	0	0	8.5
6	Morey, Taylor	3	0	0	0	.000	3	8	.375	0	0	12	1000	16	1	.941	18	0	0	0	0	0.0
7	MacDonald, Amber	3	0	0	0	.000	1	3	.333	0	1	16	.938	12	0	1000	5	0	0	0	0	0.0
10	Blake, Tori	1	0	0	3	.000	0	0	.000	0	0	0	.000	2	0	1000	0	0	0	0	0	0.0
Totals		3	43	19	122	.197	40	121	.331	3	4	73	.945	57	2	.966	52	2	22	0	1	59.0

### Team Attack By Set

Set	K	E	TA	Pct	Sideout	Pct
1	11	5	36	.167	11-20	55%
2	16	5	42	.262	13-21	61%
3	16	9	44	.159	16-24	66%
					40-65	61%

TOTAL TEAM BLOCKS: 13.0

### SET SCORES

Wisconsin (3)	1	2	3
Creighton (0)	25	25	25
	19	21	23

Team Records: 8-1

5-7

#	Creighton	ATTACK				SET		SERVE				RECEIVE		BLOCK				Points				
		S	K	E	TA	Pct	Ass	TA	Pct	SA	SE	TA	Pct	O	RE	Pct	Dig		BS	BA	BHE	
2	JEREB, Melanie	3	1	0	6	.167	0	1	.000	0	0	12	1000	9	2	.818	3	0	0	0	0	1.0
5	WINTERS, Jaeli	3	7	7	31	.000	1	5	.200	0	1	2	.500	22	0	1000	6	0	0	0	0	7.0
9	WILKINSON, Marysa	3	5	4	17	.059	0	1	.000	0	0	0	.000	1	0	1000	0	0	3	0	1	6.5
10	CRAWFORD, Kenzie	3	3	2	9	.111	30	90	.333	0	0	8	1000	0	0	.000	7	0	3	2	2	4.5
13	BIRD, Jess	3	10	3	25	.280	0	6	.000	0	2	8	.750	14	0	1000	13	0	2	0	0	11.0
16	SMITH, Lauren	3	10	1	17	.529	1	2	.500	0	0	0	.000	3	0	1000	4	0	4	1	0	12.0
1	JANSEN, Ashley	3	0	0	0	.000	0	2	.000	0	0	4	1000	6	0	1000	1	0	0	0	0	0.0
7	FOJE, Amanda	3	0	0	0	.000	0	0	.000	1	1	14	.929	0	0	.000	5	0	0	0	0	1.0
11	ELMAN, Kate	3	0	0	0	.000	4	9	.444	1	1	16	.938	11	1	.917	9	0	0	0	0	1.0
12	KLOTH, Taryn	3	0	2	7	.286	0	4	.000	0	1	1	.000	0	0	.000	1	0	2	1	0	1.0
Totals		3	36	19	112	.152	36	120	.300	2	6	65	.908	66	3	.957	49	0	14	4	3	45.0

### Team Attack By Set

Set	K	E	TA	Pct	Sideout	Pct
1	10	9	39	.026	10-24	41%
2	12	4	33	.242	13-25	51%
3	14	6	40	.200	15-24	62%
					38-73	52%

TOTAL TEAM BLOCKS: 7.0

Site: Omaha, Neb. (D.J. Sokol Arena)

Date: Sep 19, 2015 Attend: 1262 Time: 1:32

Referees: Craig Werner, Bill Stanley

Creighton Classic

Tie scores	1	2	3	Total
Lead changes	8	11	6	25
	5	7	2	14

## Match 10: Arkansas 3, #11 Wisconsin 2

Creighton Classic

Sept. 19 • D.J. Sokol Arena • Omaha, Neb.

#	Wisconsin	ATTACK				SET		SERVE			RECEIVE		BLOCK				Points					
		S	K	E	TA	Pct	Ass	TA	Pct	SA	SE	TA	Pct	O	RE	Pct		Dig	BS	BA	BE	
1	Carlini, Lauren	5	4	2	10	.200	56	122	.459	0	0	25	1000	1	0	1000	13	0	2	0	5.0	
3	Gillis, Lauryn	5	11	5	36	.167	1	3	.333	0	0	17	1000	12	2	.857	5	0	1	1	11.5	
4	Bates, Kelli	5	8	5	30	.100	0	6	.000	0	2	11	.818	17	0	1000	11	0	1	0	8.5	
7	MacDonald, Amber	5	0	0	0	.000	0	1	.000	0	0	18	1000	18	1	.947	6	0	0	0	0.0	
11	Williams, Tionna	5	16	2	27	.519	1	1	1000	0	0	0	.000	5	0	1000	1	1	2	0	18.0	
13	Nelson, Haleigh	5	18	3	29	.517	1	2	.500	3	1	16	.938	3	0	1000	3	0	5	1	23.5	
2	Kriskova, Romana	5	9	3	18	.333	0	2	.000	0	0	0	.000	1	0	1000	1	0	3	0	10.5	
6	Morey, Taylor	5	0	0	0	.000	5	18	.278	0	1	15	.933	30	2	.938	17	0	0	0	0.0	
10	Blake, Tori	1	0	0	2	.000	0	0	.000	0	0	0	.000	0	0	.000	0	0	0	0	0.0	
14	Duello, Madison	1	2	2	5	.000	0	0	.000	0	0	0	.000	0	0	.000	0	0	0	0	2.0	
Totals		5	68	22	157	.293	64	155	.413	3	4	102	.961	87	5	.946	57	1	14	2	1	79.0

### Team Attack By Set

Set	K	E	TA	Pct	Sideout	Pct
1	13	7	33	.182	16-25	63%
2	14	3	34	.324	15-21	71%
3	16	6	42	.238	13-24	54%
4	15	3	27	.444	11-13	84%
5	10	3	21	.333	8-15	53%
					63-98	64%

TOTAL TEAM BLOCKS: 8.0

### SET SCORES

Wisconsin (2)	1	2	3	4	5
Arkansas (3)	21	25	20	25	11
	25	22	25	13	15

Team Records: 8-2

#	Arkansas	S	K	E	TA	Pct	Ass	TA	Pct	SA	SE	TA	Pct	O	RE	Pct	Digs	BS	BA	BHE	Points	
1	Chanell Clark-Bibbs	5	24	4	36	.556	1	6	.167	1	2	21	.905	2	0	1000	6	2	4	1	0	29.0
9	Liz Fortado	5	9	1	26	.308	0	0	.000	0	0	0	.000	1	0	1000	0	0	3	0	0	10.0
14	Adrien Wolzschlaeger	5	2	4	10	.200	59	114	.518	1	1	16	.938	0	0	.000	4	0	1	0	0	3.5
17	Kori Ortiz	5	0	0	0	.000	1	2	.500	0	0	5	1000	15	0	1000	5	0	0	0	0	0.0
19	Ana Sofia Jusino	5	2	0	2	1.000	0	2	.000	0	0	0	.000	1	0	1000	0	1	2	0	0	4.0
21	Pilar Victoria	5	16	10	45	.133	1	4	.250	2	2	14	.857	19	0	1000	13	2	1	0	0	20.5
2	Breana Jones	3	4	1	5	.600	0	1	.000	0	0	0	.000	0	0	.000	0	0	0	0	0	4.0
3	Danielle Harbin	5	1	0	2	.500	0	0	.000	0	0	0	.000	0	0	.000	2	0	0	0	0	1.0
10	Monica Bollinger	5	0	0	2	.000	3	8	.375	0	0	18	1000	25	1	.962	5	0	0	0	0	0.0
12	Okiana Valle	5	0	0	0	.000	0	7	.000	1	1	17	.941	28	2	.933	17	0	0	0	0	1.0
18	Barbara Dapic	5	8	5	24	.125	0	4	.000	0	0	7	1000	3	0	1000	2	1	1	0	0	9.5
Totals		5	66	25	152	.270	65	148	.439	5	6	98	.939	95	3	.969	54	6	12	1	0	83.0

### Team Attack By Set

Set	K	E	TA	Pct	Sideout	Pct
1	13	6	31	.226	16-21	76%
2	16	8	41	.195	15-25	60%
3	16	3	32	.406	13-20	64%
4	10	7	27	.111	11-25	43%
5	11	1	21	.476	8-11	72%
					63-102	61%

TOTAL TEAM BLOCKS: 12.0

Site: Omaha, Neb. (D.J. Sokol Arena)

Date: Sep 19, 2015 Attend: 1262 Time: 2:21

Referees: Bill Stanley, Craig Werner

Creighton Classic

Tie scores	1	2	3	4	5	Total
Lead changes	4	13	0	3	4	24
	1	7	0	1	3	12

## Match 11: #1 Penn State 3, #16 Wisconsin 0

Sept. 23 • Rec Hall • University Park, Pa.

#	#	ATTACK				SET			SERVE		
---	---	--------	--	--	--	-----	--	--	-------	--	--

## Match 13: #19 Wisconsin 3, #7 Illinois 1

Sept. 30 • UW Field House • Madison, Wis.

#	Illinois	ATTACK				SET				SERVE				RECEIVE				BLOCK				Points
		S	K	E	TA	Pct	Ass	TA	Pct	SA	SE	TA	Pct	O	RE	Pct	Dig	BS	BA	BE	BHE	
1	Jordyn Poulter	4	1	2	6	.167	50	133	.376	1	0	13	1000	0	0	.000	6	0	3	1	0	3.5
5	Ali Bastianelli	4	2	3	10	.100	0	0	.000	0	0	0	.000	0	0	.000	0	0	4	1	0	4.0
7	Jocelynn Birks	4	20	5	41	.366	1	8	.125	0	0	20	1000	21	3	.875	12	0	1	1	0	20.5
10	Danielle Davis	4	0	0	0	.000	0	2	.000	0	1	14	.929	16	0	1000	10	0	0	0	0	0.0
12	Katie Stadick	4	13	7	30	.200	0	0	.000	0	1	3	.667	1	0	1000	0	0	5	0	0	15.5
13	Ali Stark	4	7	3	16	.250	1	4	.250	0	4	14	.714	30	0	1000	4	0	0	1	0	7.0
2	Julia Conard	1	0	0	0	.000	0	0	.000	0	0	2	1000	0	0	.000	0	0	0	0	0	0.0
3	Brandi Donnelly	4	0	0	0	.000	1	6	.167	0	2	14	.857	13	1	.929	21	0	0	0	0	0.0
4	Michelle Strizak	4	10	5	43	.116	0	0	.000	0	0	0	.000	1	0	1000	2	1	3	1	0	12.5
9	Naya Crittenden	3	2	2	7	.000	0	1	.000	0	0	0	.000	0	0	.000	0	0	2	0	0	3.0
11	Katie Roustio	3	1	1	4	.000	0	1	.000	0	0	0	.000	1	0	1000	0	0	0	0	0	1.0
18	Allison Palmer	3	0	0	0	.000	0	0	.000	0	0	5	1000	0	0	.000	1	0	0	0	0	0.0
Totals		4	56	28	157	.178	53	155	.342	1	8	85	.906	83	4	.964	56	1	18	5	0	67.0

### Team Attack By Set

Set	K	E	TA	Pct	Sidout	Pct
1	10	7	40	.075	11-24	45%
2	14	8	35	.171	12-25	47%
3	15	3	37	.324	14-21	66%
4	17	10	45	.156	15-25	60%
					52-95	54%

### TOTAL TEAM BLOCKS: 10.0

SET SCORES	1	2	3	4	Team Records:
Illinois (1)	16	21	25	22	11-3, 2-1
Wisconsin (3)	25	25	21	25	9-4, 1-2

#	Wisconsin	ATTACK				SET				SERVE				RECEIVE				BLOCK				Points
		S	K	E	TA	Pct	Ass	TA	Pct	SA	SE	TA	Pct	O	RE	Pct	Dig	BS	BA	BE	BHE	
1	Carlini, Lauren	4	3	0	6	.500	48	114	.421	0	1	17	.941	0	0	.000	13	0	4	0	0	5.0
3	Gillis, Lauryn	4	11	5	31	.194	0	1	.000	0	2	10	.800	0	0	.000	7	0	2	1	0	12.0
4	Bates, Kelli	4	7	5	27	.074	1	5	.200	0	1	21	.952	28	1	.966	16	0	3	1	0	8.5
7	MacDonald, Amber	4	0	0	0	.000	0	4	.000	3	2	16	.875	13	0	1000	3	0	0	0	0	3.0
11	Williams, Tionna	4	8	2	21	.286	0	0	.000	0	0	0	.000	0	0	.000	0	0	7	2	0	11.5
13	Nelson, Haleigh	4	12	3	27	.333	1	5	.200	1	2	17	.882	0	0	.000	3	0	5	1	0	15.5
2	Krskova, Romana	4	15	3	30	.400	1	1	1000	0	0	0	.000	0	0	.000	1	0	3	0	0	16.5
6	Morey, Taylor	4	0	0	0	.000	2	10	.200	0	0	14	1000	35	0	1000	16	0	0	0	0	0.0
Totals		4	56	18	142	.268	53	140	.379	4	8	95	.916	76	1	.987	59	0	24	5	0	72.0

### Team Attack By Set

Set	K	E	TA	Pct	Sidout	Pct
1	16	4	36	.333	12-17	70%
2	14	6	35	.229	12-21	57%
3	13	5	38	.211	14-25	56%
4	13	3	33	.303	15-22	68%
					53-85	62%

### TOTAL TEAM BLOCKS: 12.0

Site: Madison, Wis. (UW Field House)  
Date: Sep 30, 2015 Attend: 4254 Time: 2:08  
Referees: Mike Hamilton, Sergio Gonzalez

Tie scores	1	2	3	4	Total
Lead changes	3	6	11	5	25
	1	3	6	1	11

## Match 14: #19 Wisconsin 3, Northwestern 0

Oct. 4 • UW Field House • Madison, Wis.

#	Northwestern	ATTACK				SET				SERVE				RECEIVE				BLOCK				Points
		S	K	E	TA	Pct	Ass	TA	Pct	SA	SE	TA	Pct	O	RE	Pct	Dig	BS	BA	BE	BHE	
1	Tashima, Taylor	3	3	0	7	.429	31	92	.337	0	1	11	.909	1	0	1000	9	0	2	1	1	4.0
4	Fara, Rachael	3	5	1	14	.286	1	1	1000	0	1	4	.750	0	0	.000	3	0	0	0	0	5.0
11	Slater, Maddie	3	7	0	11	.636	0	1	.000	0	0	0	.000	0	0	.000	0	0	3	0	0	8.5
13	Kraus, Abbie	3	0	0	0	.000	2	3	.667	0	1	16	.938	20	2	.909	6	0	0	0	0	0.0
15	Morin, Kayla	3	7	5	30	.067	2	3	.667	0	1	7	.857	11	1	.917	9	0	0	1	0	7.0
16	Lavin, Sofia	3	6	8	27	.074	0	2	.000	0	0	0	.000	6	0	1000	1	0	0	1	0	6.0
2	Abbott, Symone	3	10	8	27	.074	0	0	.000	0	0	0	.000	0	0	.000	1	1	1	1	0	11.5
3	Hofmeister, Abby	1	0	0	0	.000	0	0	.000	0	0	0	.000	0	0	.000	1	0	0	0	0	0.0
5	Niedospial, Caroline	3	0	0	0	.000	2	12	.167	0	1	6	.833	8	1	.889	16	0	0	0	0	0.0
7	Kriep, Katie	3	0	0	0	.000	0	3	.000	0	0	9	1000	20	0	1000	2	0	0	0	0	0.0
10	Strobos, Rafael	3	0	0	0	.000	0	0	.000	0	1	4	.750	0	0	.000	0	0	0	0	0	0.0
Totals		3	38	22	116	.138	38	117	.325	0	6	57	.895	66	4	.943	48	1	6	4	1	42.0

### Team Attack By Set

Set	K	E	TA	Pct	Sidout	Pct
1	15	8	45	.156	12-24	50%
2	11	7	33	.121	14-25	56%
3	12	7	38	.132	12-24	50%
					38-73	52%

SET SCORES	1	2	3	Team Records:
Northwestern (0)	20	16	19	10-5, 2-2
Wisconsin (3)	25	25	25	10-4, 2-2

### TOTAL TEAM BLOCKS: 4.0

#	Wisconsin	ATTACK				SET				SERVE				RECEIVE				BLOCK				Points
		S	K	E	TA	Pct	Ass	TA	Pct	SA	SE	TA	Pct	O	RE	Pct	Dig	BS	BA	BE	BHE	
1	Carlini, Lauren	3	3	2	7	.143	32	87	.368	1	1	15	.933	0	0	.000	7	0	4	0	0	6.0
3	Gillis, Lauryn	3	6	3	23	.130	1	3	.333	0	0	3	1000	0	0	.000	7	0	1	0	0	6.5
4	Bates, Kelli	3	12	3	33	.273	2	3	.667	1	0	13	1000	29	0	1000	8	0	0	1	0	13.0
7	MacDonald, Amber	3	0	0	0	.000	2	4	.500	0	0	12	1000	11	0	1000	6	0	0	0	0	0.0
11	Williams, Tionna	3	6	2	13	.308	0	2	.000	0	0	0	.000	1	0	1000	0	1	5	0	0	9.5
13	Nelson, Haleigh	3	5	2	14	.214	0	2	.000	1	1	11	.909	1	0	1000	1	0	6	0	0	9.0
2	Krskova, Romana	3	9	2	20	.350	0	0	.000	0	0	0	.000	0	0	.000	2	0	6	0	0	12.0
6	Morey, Taylor	3	0	0	0	.000	3	8	.375	1	0	11	1000	9	0	1000	11	0	0	0	0	1.0
14	Duello, Madison	3	0	0	0	.000	0	0	.000	0	1	8	.875	0	0	.000	1	0	0	0	0	0.0
Totals		3	41	14	110	.245	40	109	.367	4	3	73	.959	51	0	1000	43	1	22	1	0	57.0

### Team Attack By Set

Set	K	E	TA	Pct	Sidout	Pct
1	13	3	37	.270	13-21	61%
2	16	4	36	.333	14-16	87%
3	12	7	37	.135	13-20	64%
					40-57	70%

Site: Madison, Wis. (UW Field House)  
Date: Oct 04, 2015 Attend: 5609 Time: 1:28  
Referees: Julie Voeck, Dennis Bergstedt

### TOTAL TEAM BLOCKS: 12.0

	<u>1</u>	<u>2</u>	<u>3</u>	<u>Total</u>
Tie scores	4	2	2	8
Lead changes	4	1	1	6

## Match 15: #16 Wisconsin 3, Rutgers 0

Oct. 9 • College Ave. Gym • New Brunswick, N.J.

#	Wisconsin	ATTACK				SET		SERVE				RECEIVE		BLOCK				Points				
		S	K	E	TA	Pct	Ass	TA	Pct	SA	SE	TA	Pct	O	RE	Pct	Dig		BS	BA	BHE	
1	Carlini, Lauren	3	3	0	7	.429	31	66	.470	0	1	8	.875	0	0	.000	2	1	2	0	0	5.0
3	Gillis, Lauryn	3	8	0	16	.500	1	1	1000	0	3	10	.700	3	0	1000	5	0	3	0	0	9.5
4	Bates, Kelli	3	8	2	21	.286	1	2	.500	1	0	8	1000	14	1	.933	6	1	1	0	0	10.5
7	MacDonald, Amber	3	0	0	0	.000	0	2	.000	1	1	14	.929	5	0	1000	10	0	0	0	0	1.0
11	Williams, Tionna	3	6	1	14	.357	0	0	.000	0	0	0	.000	0	0	.000	0	0	6	0	0	9.0
13	Nelson, Haleigh	3	6	0	12	.500	1	3	.333	2	0	10	1000	1	0	1000	1	0	3	1	0	9.5
2	Kriskova, Romana	3	4	1	10	.300	0	0	.000	0	1	3	.667	0	0	.000	3	0	3	0	0	5.5
5	Smith, Maddie	2	0	0	0	.000	0	0	.000	0	0	2	1000	0	0	.000	0	0	0	0	0	0.0
6	Morey, Taylor	3	0	0	0	.000	0	1	.000	3	1	18	.944	13	1	.929	9	0	0	0	0	3.0
12	Saunders, Julia	1	0	0	0	.000	0	0	.000	0	0	0	.000	0	0	.000	0	0	0	0	0	0.0
14	Duello, Madison	1	1	0	1	1.000	0	0	.000	0	0	0	.000	0	0	.000	0	0	0	0	0	1.0
Totals		3	36	4	81	.395	34	75	.453	7	7	73	.904	36	2	.947	36	2	18	1	0	54.0

## Match 17: #11 Minnesota 3, #15 Wisconsin 2

Oct. 14 • UW Field House • Madison, Wis.

#	Minnesota	ATTACK				SET			SERVE			RECEIVE			BLOCK				Points		
		S	K	E	TA	Pct	Ast	TA	Pct	SA	SE	TA	Pct	O	RE	Pct	Dig	BS		BA	BHE
1	Santana, Daly	5	20	9	68	.162	1	4	.250	2	3	16	.812	24	1	.960	15	0	1	0	22.5
4	Tapp, Paige	5	10	8	37	.054	0	2	.000	0	1	18	.944	4	0	1000	5	0	6	1	13.0
5	Goehner, Alyssa	5	0	1	9	-.111	3	6	.500	0	1	3	.667	18	0	1000	12	0	0	0	0.0
7	Tapp, Hannah	5	8	5	27	.111	0	2	.000	0	0	0	.000	5	0	1000	1	0	8	0	12.0
11	Seliger-Swenson, S	5	3	0	5	.600	45	148	.304	0	0	18	1000	0	2	.000	14	0	4	0	5.0
13	Lohman, Molly	5	5	1	7	.571	0	1	.000	0	0	0	.000	0	0	.000	0	0	8	1	9.0
2	Handley, Erica	1	0	0	0	.000	0	0	.000	0	0	1	1000	0	0	.000	0	0	0	0	0.0
3	Schau, Katie	5	1	0	1	1.000	0	2	.000	0	0	17	1000	0	0	.000	8	0	0	0	1.0
6	Beal, Maddie	1	0	0	0	.000	0	0	.000	0	0	0	.000	0	0	.000	0	0	0	0	0.0
8	Wilhite, Sarah	5	9	3	34	.176	0	0	.000	0	1	10	.900	23	0	1000	8	0	3	0	10.5
17	Rosado, Dalianliz	5	0	1	2	-.500	3	20	.150	2	2	18	.889	20	0	1000	17	0	0	0	2.0
Totals		5	56	28	190	.147	52	185	.281	4	8	101	.821	94	3	.969	80	0	30	2	75.0

### Team Attack By Set

Set	K	E	TA	Pct	Sideout	Pct
1	8	6	43	.047	10-24	41%
2	15	6	46	.196	14-25	56%
3	11	3	31	.258	12-16	75%
4	16	12	55	.073	11-26	42%
5	6	1	15	.333	9-11	81%
56-102						54%

SET SCORES

Minnesota (3)	1	2	3	4	5
Wisconsin (2)	11	26	25	24	15
	25	24	16	26	11

Team Records:

14-3, 6-1
12-5, 4-3

TOTAL TEAM BLOCKS: 15.0

#	Wisconsin	ATTACK				SET		SERVE			RECEIVE		BLOCK				Points					
		S	K	E	TA	Pct	Ast	TA	Pct	SA	SE	TA	Pct	O	RE	Pct		Dig	BS	BA	BE	BHE
1	Carlini, Lauren	5	4	0	10	.400	54	143	.378	0	2	18	.889	0	0	.000	21	0	3	0	1	5.5
3	Gillis, Lauryn	5	13	8	47	.106	0	6	.000	0	1	11	.909	2	0	1000	14	0	3	0	0	14.5
4	Bates, Kelli	5	17	13	54	.074	2	8	.250	0	2	13	.846	27	1	.964	12	0	4	0	0	19.0
7	MacDonald, Amber	5	0	0	0	.000	2	4	.500	0	0	18	1000	26	3	.897	12	0	0	0	0	0.0
11	Williams, Tionna	5	7	6	27	.037	1	2	.500	0	0	0	.000	0	0	.000	0	0	7	0	0	10.5
13	Nelson, Haleigh	5	12	2	23	.435	1	6	.167	2	0	23	1000	0	0	.000	3	0	5	1	0	16.5
2	Kriskova, Romana	5	10	5	25	.200	0	0	.000	0	0	0	.000	0	0	.000	1	0	2	0	0	11.0
6	Morey, Taylor	5	0	0	1	.000	2	19	.105	1	0	19	1000	34	0	1000	24	0	0	0	0	1.0
Totals		5	63	34	187	.155	62	188	.330	3	5	102	.951	89	4	.957	87	0	24	1	1	78.0

### Team Attack By Set

Set	K	E	TA	Pct	Sideout	Pct
1	16	3	36	.361	11-12	91%
2	15	8	47	.149	13-25	51%
3	9	11	37	-.054	12-25	47%
4	14	7	46	.152	11-24	45%
5	9	5	21	.190	9-15	60%
56-101						55%

Site: Madison, Wis. (UW Field House)  
Date: Oct 14, 2015 Attend: 4808 Time: 2:35  
Referees: Devonie McLarty, Julie Voeck

Tie scores 1 2 3 4 5 Total  
2 5 1 11 3 22  
Lead changes 1 2 1 6 1 11

TOTAL TEAM BLOCKS: 12.0

## Match 18: #11 Minnesota 3, #15 Wisconsin 1

Oct. 17 • Sports Pavilion • Minneapolis, Minn.

#	Wisconsin	ATTACK				SET		SERVE			RECEIVE		BLOCK				Points					
		S	K	E	TA	Pct	Ast	TA	Pct	SA	SE	TA	Pct	O	RE	Pct		Digs	BS	BA	BE	
1	Carlini, Lauren	4	4	0	11	.364	49	66	.742	0	0	12	1000	0	0	.000	21	0	4	1	0	6.0
3	Gillis, Lauryn	4	20	4	52	.308	1	7	.143	0	0	0	.000	2	0	1000	8	0	0	0	0	20.0
4	Bates, Kelli	4	5	7	33	-.061	1	23	.043	1	1	14	.929	32	3	.914	12	0	4	2	1	8.0
7	MacDonald, Amber	4	0	0	0	.000	0	12	.000	1	2	17	.882	14	1	.933	9	0	0	0	0	1.0
11	Williams, Tionna	4	12	2	22	.455	0	2	.000	0	0	0	.000	0	0	.000	1	1	5	1	1	15.5
13	Nelson, Haleigh	4	6	1	23	.217	0	1	.000	0	2	12	.833	0	0	.000	1	0	5	0	0	8.5
2	Kriskova, Romana	4	10	3	27	.259	0	2	.000	0	0	0	.000	0	0	.000	2	0	2	0	0	11.0
6	Morey, Taylor	4	1	1	3	.000	5	38	.132	1	0	15	1000	34	2	.944	25	0	0	0	0	2.0
14	Duello, Madison	4	0	0	1	.000	0	1	.000	0	1	18	.944	0	0	.000	1	0	0	0	0	0.0
Totals		4	58	18	172	.233	56	152	.368	3	6	88	.932	82	6	.932	80	1	20	4	2	72.0

### Team Attack By Set

Set	K	E	TA	Pct	Sideout	Pct
1	16	5	27	.407	16-24	66%
2	15	5	55	.182	15-25	60%
3	17	3	40	.350	15-19	78%
4	10	5	50	.100	14-25	56%
60-93						64%

SET SCORES

Wisconsin (1)	1	2	3	4
Minnesota (3)	20	23	25	19
	25	25	19	25

Team Records:

12-6, 4-4 Big Ten
15-3, 7-1 Big Ten

TOTAL TEAM BLOCKS: 11.0

#	Minnesota	ATTACK				SET		SERVE			RECEIVE		BLOCK				Points				
		S	K	E	TA	Pct	Ast	TA	Pct	SA	SE	TA	Pct	O	RE	Pct		Dig	BS	BA	BE
1	Santana, Daly	4	21	8	57	.228	1	18	.056	3	2	18	.889	12	0	1000	17	0	0	0	24.0
3	Schau, Katie	4	0	0	1	.000	0	6	.000	0	1	12	.917	0	0	.000	8	0	0	0	0.0
4	Tapp, Paige	4	11	2	22	.409	1	4	.250	0	1	13	.923	1	0	1000	5	0	2	1	12.0
5	Goehner, Alyssa	4	2	0	4	.500	1	12	.083	0	0	1	1000	14	0	1000	7	0	0	0	2.0
7	Tapp, Hannah	4	9	4	23	.217	2	4	.500	0	0	0	.000	0	0	.000	3	0	4	1	11.0
11	Seliger-Swenson, S	4	2	1	6	.167	51	63	.810	0	1	17	.941	1	0	1000	14	0	2	0	3.0
8	Wilhite, Sarah	4	8	4	38	.105	0	6	.000	3	0	17	1000	13	1	.929	9	1	1	0	12.5
13	Lohman, Molly	4	8	2	18	.333	0	8	.200	0	0	0	.000	0	0	.000	4	0	4	0	10.0
17	Rosado, Dalianliz	4	0	0	1	.000	3	36	.083	0	0	15	1000	38	2	.950	19	0	0	0	0.0
Totals		4	61	21	170	.235	59	149	.396	6	5	93	.946	79	3	.963	86	1	13	2	74.5

### Team Attack By Set

Set	K	E	TA	Pct	Sideout	Pct
1	17	2	28	.536	17-21	80%
2	16	8	57	.140	15-23	65%
3	11	5	40	.150	15-25	60%
4	17	6	45	.244	14-19	73%
61-88						69%

Site: Minneapolis, MN (Sports Pavilion)  
Date: Oct 17, 2015 Attend: 5597 Time: 1:57  
Referees: William Stanley, Todd Karolczak

Tie scores 1 2 3 4 Total  
6 8 1 4 19  
Lead change 2 3 1 3 9

TOTAL TEAM BLOCKS: 7.5

## Match 19: #16 Wisconsin 3, Iowa 0

Oct. 23 • Carver-Hawkeye Arena • Iowa City, Iowa

#	Wisconsin	ATTACK					SET			SERVE			RECEIVE			BLOCK				Point		
		S	K	E	TA	Pct	Ast	TA	Pct	SA	SE	TA	Pct	O	RE	Pct	Dig	BS	BA		BE	BHE
	Carlini, Lauren	3	3	0	8	.375	39	41	.951	0	1	13	.923	0	0	.000	7	0	4	0	0	5
	Kriskova, Romana	2	7	3	16	.250	0	1	.000	0	0	1	.000	0	0	.000	4	0	2	0	0	8
	Gillis, Lauryn	3	11	3	29	.276	0	10	.000	0	2	6	.667	9	1	.900	8	0	1	0	0	11
	Bates, Kelli	3	8	4	27	.148	1	17	.059	0	1	6	.833	25	4	.862	10	1	0	0	1	9
	Williams, Tionna	3	7	4	17	.176	0	1	.000	0	0	0	.000	0	0	.000	3	1	6	0	0	11
	Nelson, Haleigh	3	6	0	13	.462	0	4	.000	4	0	17	1000	0	0	.000	5	0	3	0	0	11
	Morey, Taylor	3	0	0	0	.000	5	19	.263	1	0	15	1000	9	0	1000	15	0	0	0	0	1
	MacDonald, Amber	3	0	0	0	.000	1	11	.091	0	2	14	.857	5	1	.833	9	0	0	0	0	0
	Duello, Madison	3	4	2	9	.222	0	2	.000	0	0	2	1000	0	0	.000	2	0	2	0	0	5
	Team												1									
	Totals	3	46	16	119	.252	46	106	.434	5	7	74	.905	48	7	.873	63	2	18	0	1	62

## Match 21: #12 Wisconsin 3, #17 Purdue 1

Oct. 30 • UW Field House • Madison, Wis.

#	Purdue	ATTACK				SET		SERVE				RECEIVE			BLOCK				Points			
		S	K	E	TA	Pct	Asst	TA	Pct	SA	SE	TA	Pct	O	RE	Pct	Dig	BS		BA	BE	
4	Epenesa, Sam	4	7	6	31	.032	1	3	.333	2	0	13	1000	36	1	.973	9	0	2	1	0	10.0
5	Evans, Ashley	4	3	1	7	.286	42	114	.368	0	1	11	.909	0	0	.000	12	0	1	0	1	3.5
8	Smith, Alexa	4	1	0	4	.250	0	4	.000	0	1	12	.917	24	0	1000	10	0	0	0	0	1.0
13	Adelaja, Faye	4	8	0	18	.444	0	0	.000	0	0	0	.000	0	0	.000	1	1	4	1	0	11.0
18	Drews, Annie	4	18	7	49	.224	1	3	.333	1	3	13	.769	0	0	.000	5	0	4	1	0	21.0
20	Cuttino, Danielle	4	11	4	23	.304	0	1	.000	0	0	0	.000	0	0	.000	0	0	3	4	0	12.5
1	Dimke, Lydia	2	0	0	0	.000	0	0	.000	1	0	5	1000	0	0	.000	0	0	0	0	0	1.0
3	Peters, Brooke	4	0	0	0	.000	0	0	.000	0	3	11	.727	0	0	.000	0	0	0	0	0	0.0
6	Workman, Kate	2	0	0	0	.000	0	0	.000	0	0	0	.000	6	0	1000	0	0	0	0	0	0.0
7	Neill, Amanda	4	0	0	0	.000	5	20	.250	0	0	21	1000	9	0	1000	16	0	0	0	0	0.0
10	Stahl, Azariah	4	2	1	10	.100	0	0	.000	0	0	0	.000	9	0	1000	0	1	0	3	0	3.0
Totals		4	50	19	142	.218	49	145	.338	4	8	86	.907	84	1	.988	53	2	14	10	1	63.0

### Team Attack By Set

Set	K	E	TA	Pct	Sideout	Pct
1	8	5	28	.107	12-24	50%
2	17	3	32	.438	15-20	75%
3	12	4	40	.200	14-24	58%
4	13	7	42	.143	13-25	51%
						54-93 58%

### TOTAL TEAM BLOCKS: 9.0

SET SCORES	1	2	3	4	Team Records:
Purdue (1)	18	25	20	22	17-5, 8-3
Wisconsin (3)	25	19	25	25	15-6, 7-4

#	Wisconsin	ATTACK				SET		SERVE				RECEIVE		BLOCK				Points					
		S	K	E	TA	Pct	Asst	TA	Pct	SA	SE	TA	Pct	O	RE	Pct	Dig		BS	BA	BE		
1	Carlini, Lauren	4	2	3	15	-.067	54	114	.474	0	1	12	.917	0	0	.000	10	1	2	1	1	4.0	
2	Krskova, Romana	4	12	1	18	.611	0	0	.000	0	0	0	.000	0	0	.000	1	0	2	0	0	13.0	
3	Gillis, Lauryn	4	16	7	43	.209	0	6	.000	0	0	1	1000	5	0	1000	2	0	0	0	0	16.0	
4	Bates, Kelli	4	17	7	35	.286	2	8	.250	0	1	13	.923	42	1	.977	13	0	1	0	0	17.5	
11	Williams, Tionna	4	8	3	22	.227	0	0	.000	0	0	0	.000	1	0	1000	1	0	4	0	0	10.0	
13	Nelson, Haleigh	4	9	2	16	.438	0	0	.000	0	1	15	.933	3	0	1000	1	0	1	0	0	9.5	
6	Morey, Taylor	4	0	0	0	.000	2	13	.154	0	0	0	12	1000	12	1	.923	20	0	0	0	0	0.0
7	MacDonald, Amber	4	0	0	0	.000	1	4	.250	0	2	20	.900	11	2	.846	7	0	0	0	0	0.0	
14	Duello, Madison	4	0	0	0	.000	1	3	.333	1	2	20	.900	0	0	.000	3	0	0	0	0	1.0	
Totals		4	64	23	149	.275	60	148	.405	1	7	93	.925	74	4	.949	58	1	10	1	1	71.0	

### Team Attack By Set

Set	K	E	TA	Pct	Sideout	Pct
1	16	7	35	.257	13-19	68%
2	13	5	35	.229	14-24	58%
3	19	6	42	.310	15-21	71%
4	16	5	37	.297	13-22	59%
						55-86 63%

Site: Madison, Wis. (UW Field House)  
Date: Oct 30, 2015 Attend: 6012 Time: 2:08  
Referees: Marty Prochko, Carla Brunner

	1	2	3	4	Total
Tie scores	4	0	6	6	16
Lead changes	0	0	3	2	5

## Match 22: #12 Wisconsin 3, Indiana 0

Nov. 1 • UW Field House • Madison, Wis.

#	Indiana	ATTACK				SET		SERVE				RECEIVE			BLOCK				Points			
		S	K	E	TA	Pct	Asst	TA	Pct	SA	SE	TA	Pct	O	RE	Pct	Dig	BS		BA	BHE	
5	McDonald,Jazzmine	3	5	1	9	.444	0	0	.000	0	0	0	.000	0	0	.000	0	0	1	0	0	5.5
6	Lebo,Taylor	3	0	0	4	.000	0	1	.000	0	2	11	.818	15	0	1000	1	0	0	0	0	0.0
9	Tallman,Megan	2	1	2	4	-.250	18	54	.333	1	1	6	.833	0	0	.000	1	0	0	0	2	2.0
11	Hammond,Allison	3	4	8	20	-.200	0	0	.000	1	0	7	1000	9	1	.900	1	0	2	0	0	6.0
14	Asdell,Elizabeth	3	3	3	9	.000	0	0	.000	0	0	0	.000	0	0	.000	0	0	0	0	0	3.0
20	Nwaeze,Awele	3	3	2	16	.062	0	0	.000	0	2	7	.714	0	0	.000	1	0	2	1	0	4.0
1	Hamish,Courtney	3	0	0	0	.000	1	5	.200	0	1	6	.833	16	0	1000	8	0	0	0	0	0.0
3	Merritt,Kyndall	3	0	0	0	.000	0	1	.000	0	2	8	.750	6	0	1000	7	0	0	0	0	0.0
8	Anderson,Amelia	3	8	5	22	.136	0	0	.000	0	0	0	.000	2	0	1000	0	0	1	1	0	8.5
10	Lundin,Makayla	1	1	0	1	1.000	4	23	.174	0	0	1	1000	0	0	.000	2	0	0	0	0	1.0
12	Fogg,Samantha	3	0	0	0	.000	2	4	.500	0	0	1	1000	15	1	.938	2	0	0	0	0	0.0
Totals		3	25	21	85	.047	25	88	.284	2	8	47	.830	63	2	.969	23	0	6	2	2	30.0

### Team Attack By Set

Set	K	E	TA	Pct	Sideout	Pct
1	9	8	29	.034	12-24	50%
2	10	5	28	.179	14-25	56%
3	6	8	28	-.071	10-24	41%
						36-73 49%

SET SCORES	1	2	3	Team Records:
Indiana (0)	16	17	12	13-11, 3-9
Wisconsin (3)	25	25	25	16-6, 8-4

### TOTAL TEAM BLOCKS: 3.0

#	Wisconsin	S	ATTACK			SET			SERVE			RECEIVE			BLOCK			Points				
			K	E	TA	Pct	Asst	E	TA	Pct	SA	SE	TA	Pct	O	RE	Pct		Dig	BS	BA	BHE
1	Carlini, Lauren	3	2	1	4	.250	33	60	.550	0	3	14	.786	0	0	.000	6	0	2	0	0	3.0
3	Gillis, Lauryn	3	5	2	11	.273	0	1	.000	0	0	0	.000	4	0	1000	2	0	0	0	0	5.0
4	Bates, Kelli	3	11	2	25	.360	0	3	.000	0	2	13	.846	18	1	.947	5	0	2	0	0	12.0
7	MacDonald, Amber	3	0	0	0	.000	1	2	.500	0	1	11	.909	6	0	1000	2	0	0	0	0	0.0
11	Williams, Tionna	3	7	2	13	.385	0	0	.000	0	0	0	.000	1	0	1000	0	0	5	0	0	9.5
13	Nelson, Haleigh	3	11	2	16	.562	0	1	.000	1	1	9	.889	0	0	.000	2	0	2	1	0	13.0
2	Krskova, Romana	3	5	1	8	.500	0	1	1000	0	0	0	.000	0	0	.000	1	0	3	0	0	6.5
5	Smith, Maddie	1	0	0	0	.000	0	0	.000	0	0	1	1000	0	0	.000	0	0	0	0	0	0.0
6	Morey, Taylor	3	0	0	0	.000	1	5	.200	0	1	8	.875	8	1	.889	9	0	0	0	0	0.0
14	Duello, Madison	3	0	0	0	.000	1	3	.333	1	0	17	1000	0	0	.000	0	0	0	0	0	1.0
Totals		3	41	10	77	.403	37	76	.487	2	8	73	.890	37	2	.949	31	0	14	1	0	50.0

### Team Attack By Set

Set	K	E	TA	Pct	Sideout	Pct
1	13	4	25	.360	13-17	76%
2	14	3	25	.440	14-17	82%
3	14	3	27	.407	11-13	84%
						38-47 80%

Site: Madison, Wis. (UW Field House)  
Date: Nov 01, 2015 Attend: 6012 Time: 1:17  
Referees: Carla Brunner, Marty Prochko

	1	2	3	Total
Tie scores	0	7	0	7
Lead changes	0	3	0	3

### TOTAL TEAM BLOCKS: 7.0

## Match 23: #13 Wisconsin 3, #25 Michigan 0

Nov. 6 • UW Field House • Madison, Wis.

#	Michigan	ATTACK				SET		SERVE				RECEIVE		BLOCK				Points				
		S	K	E	TA	Pct	Asst	TA	Pct	SA	SE	TA	Pct	O	RE	Pct	Dig		BS	BA	BE	
1	Kieffer-Wright, Cia	3	4	5	17	-.059	0	1	.000	1	1	10	.900	0	0	.000	2	2	3	1	0	8.5
2	Knop, Caroline	3	13	5	45	.178	0	1	.000	0	0	10	1000	13	1	.929	7	0	1	1	0	13.5
8	Warner, Carly	3	0	0	0	.000	23	74	.311	0	2	8	.750	0	0	.000	4	0	1	0	0	0.5
10	Lerg, Jenna	3	0	0	0	.000	2	8	.250	0	1	10	.900	6	1	.857	9	0	0	0	0	0.0
12	Goode, Krystalyn	3	2	2	7	.000	0	0	.000	0	0	0	.000	1	0	1000	1	0	3	0	0	3.5
17	Cole, Abby	3	2	9	19	.368	1	1	1000	0	0	0	.000	0	0	.000	2	0	3	0	0	10.0
3	Lerg, Lindsey	3	0	0	0	.000	0	2	.000	0	0	1	.000	2	0	1000	2	0	0	0	0	0.0
13	McDonnell, Tiffany	3	0	0	0	.000	0	0	.000	0	0	0	.000	45	0	.000	0	0	0	0	0	0.0
15	Lambert, Adey	3	7	3	23	.174	0	0	.000	0	0	1	1000	0	0	.000	0	0	1	0	0	7.5
13	Mahlke, Katherine	3	2	2	11	.000	0	1	.000	0	0	0	.000	0	0	.000	1	0	0	0	0	2.0
14	Abbott, Maddy	3	0	1	1	-1.000	8	27	.296	1	2	8	.750	0	0	.000	3	0	0	0	0	1.0
18	Skjott, Carly	1	0	0	0	.000	0	0	.000	0	0	0	.000	6	1	0	0	0	0	0	0	0.0
Totals		3	37	20	123	.138	35	120	.922	2	7	64	.891	68	4	.944	45	2	12	2	0	47.0



## Match 25: #11 Wisconsin 3, Michigan 0

Nov. 11 • Cliff Keen Arena • Ann Arbor, Mich.

#	Wisconsin	ATTACK				SET		SERVE				RECEIVE		BLOCK				Points				
		S	K	E	TA	Pct	Asst	TA	Pct	SA	SE	TA	Pct	O	RE	Pct	Dig		BS	BA	BE	
1	Carlini, Lauren	3	2	1	5	.200	36	47	.766	0	2	14	.857	0	0	.000	14	0	3	1	0	3.5
3	Gillis, Lauryn	3	7	2	27	.185	0	3	.000	0	0	0	.000	2	0	.000	4	0	2	0	0	8.0
4	Bates, Kelli	3	14	2	30	.400	0	7	.000	0	1	12	.917	18	0	.000	5	0	5	0	0	16.5
7	MacDonald, Amber	3	0	0	0	.000	1	6	.167	0	1	12	.917	10	0	.000	4	0	0	0	0	0.0
11	Williams, Tionna	3	7	2	12	.417	0	0	.000	0	0	0	.000	0	0	.000	0	5	0	0	0	9.5
13	Nelson, Haleigh	3	10	2	21	.381	0	1	.000	1	2	11	.818	0	0	.000	4	2	6	0	0	16.0
2	Kriskova, Romana	3	2	2	10	.000	0	0	.000	0	0	0	.000	0	0	.000	1	0	1	0	0	2.5
6	Morey, Taylor	3	0	0	0	.000	1	21	.048	2	1	13	.923	25	2	.926	12	0	0	0	0	2.0
14	Duello, Madison	3	0	0	0	.000	0	0	.000	0	3	11	.727	0	0	.000	1	0	0	0	0	0.0
Totals		3	42	11	105	.295	38	85	.447	3	10	73	.863	55	2	.965	45	2	22	1	0	58.0

### Team Attack By Set

Set	K	E	TA	Pct	Sideout	Pct
1	14	6	30	.267	13-21	61%
2	15	1	40	.350	14-19	73%
3	13	4	35	.257	13-20	64%
						40-60 66%

### SET SCORES

Wisconsin (3)  
Michigan (0)

### TOTAL TEAM BLOCKS: 13.0

1 2 3 Team Records:  
25 25 25 19-6, 11-4  
20 19 19 16-10, 6-9

#	Michigan	ATTACK				SET		SERVE				RECEIVE		BLOCK				Points				
		S	K	E	TA	Pct	Asst	TA	Pct	SA	SE	TA	Pct	O RE	Pct	Dig	BS		BA	BE		
1	Kieffer-Wright, Claire	3	5	5	14	.000	0	2	.000	0	0	5	1000	2	0	.000	1	0	3	0	0	6.5
2	Knop, Caroline	3	8	2	26	.231	0	11	.000	1	0	9	1000	12	1	.923	10	0	1	0	0	9.5
8	Warner, Carly	3	0	0	0	.000	16	27	.593	0	1	11	.909	0	0	.000	10	0	0	0	0	0.0
11	Lambert, Adeja	3	5	3	17	.118	0	0	.000	0	0	0	.000	3	0	.000	0	3	0	0	0	8.0
12	Goode, Krystalyn	3	6	5	15	.067	0	3	.000	0	0	0	.000	2	0	.000	1	0	1	0	0	6.5
17	Cole, Abby	3	6	3	26	.115	0	0	.000	0	0	0	.000	0	0	.000	1	0	2	1	0	7.0
3	Lerg, Lindsey	1	0	0	0	.000	1	0	.000	1	0	2	.000	1	0	.000	0	0	0	0	0	1.0
7	Morales, Tiffany	3	0	0	0	.000	1	27	.037	0	0	12	.000	30	2	.938	8	0	0	0	0	0.0
10	Lerg, Jenna	3	0	0	0	.000	0	7	.000	0	0	11	.000	8	0	.000	8	0	0	0	0	0.0
13	Mahlke, Katherine	1	1	0	1	1.000	0	0	.000	0	0	0	.000	0	0	.000	0	0	0	0	0	1.0
14	Abbott, Maddy	3	0	0	0	.000	11	14	.786	0	2	8	.750	0	0	.000	4	0	0	0	1	0.0
18	Skjott, Carly	2	2	4	8	-.250	0	0	.000	0	0	0	.000	2	0	.000	0	1	0	0	0	2.5
44	Murphy, Kelly	1	0	0	0	.000	0	0	.000	0	0	2	.000	0	0	.000	0	0	0	0	0	0.0
Totals		3	33	22	107	.103	28	92	.304	2	3	60	.950	60	3	.962	43	3	8	1	1	42.0

### Team Attack By Set

Set	K	E	TA	Pct	Sideout	Pct
1	12	7	34	.147	12-24	50%
2	12	6	39	.154	14-25	56%
3	9	9	34	.000	12-24	50%
						38-73 52%

Site: Ann Arbor, Mich. (Cliff Keen)

Date: Nov 11, 2015 Attend: 1446 Time: 1:33

Referees: Charles Fleet, Rod Rodriguez

	1	2	3	Total
Tie scores	3	1	4	8
Lead changes	0	1	0	1

## Match 26: #11 Wisconsin 3, Iowa 0

Nov. 14 • UW Field House • Madison, Wis.

#	Iowa	ATTACK				SET		SERVE				RECEIVE		BLOCK				Points				
		S	K	E	TA	Pct	Asst	TA	Pct	SA	SE	TA	Pct	O RE	Pct	Dig	BS		BA	BHE		
2	Koukol, Libby	3	0	0	0	.000	0	1	.000	0	0	5	.000	20	0	.000	5	0	0	0	0	0.0
4	Mariani, Ashley	3	5	3	16	.125	0	0	.000	0	2	9	.778	1	0	.000	1	0	0	0	0	5.0
8	Coyle, Reghan	3	4	2	27	.074	0	2	.000	0	2	9	.778	7	2	.778	6	0	0	0	0	4.0
10	Keala, Lowley	3	0	1	3	-.333	20	71	.282	0	2	6	.667	0	0	.000	2	0	0	0	0	0.0
18	Brobst, Lauren	3	6	6	30	.000	0	0	.000	0	0	0	.000	1	0	.000	0	1	0	0	0	6.5
29	Janota, Jess	3	8	2	13	.462	1	1	.000	0	0	0	.000	0	0	.000	1	0	2	1	0	9.0
1	Kelly, Molly	3	0	0	1	.000	0	5	.000	0	0	8	.000	5	2	.714	2	0	0	0	0	0.0
7	Klostermann, Alyssa	1	0	0	0	.000	0	0	.000	0	0	0	.000	0	0	.000	1	0	0	0	0	0.0
9	Olsen, Annika	3	0	0	0	.000	1	11	.091	0	0	9	.000	25	0	.000	6	0	0	0	0	0.0
13	Gunderson, Mikaela	3	2	1	4	.250	0	1	.000	0	0	0	.000	0	0	.000	2	0	1	0	1	2.5
14	O'Deen, Alli	1	0	0	0	.000	0	1	.000	0	0	0	.000	2	0	.000	4	0	0	0	0	0.0
Totals		3	25	15	94	.106	22	92	.239	0	6	46	.870	61	4	.938	30	0	4	1	1	27.0

### Team Attack By Set

Set	K	E	TA	Pct	Sideout	Pct
1	11	4	34	.206	16-25	63%
2	8	5	31	.097	10-24	41%
3	6	6	29	.000	13-25	51%
						39-74 52%

### SET SCORES

Iowa (0)  
Wisconsin (3)

### TOTAL TEAM BLOCKS: 2.0

1 2 3 Team Records:  
20 11 14 12-17, 2-14  
25 25 25 20-6, 12-4

#	Wisconsin	ATTACK				SET		SERVE			RECEIVE		BLOCK				Points				
		S	K	E	TA	Pct	Asst	TA	Pct	SA	SE	TA	Pct	O RE	Pct	Dig		BS	BA	BHE	
1	Carlini, Lauren	3	3	1	7	.286	36	71	.507	0	1	15	.933	0	0	.000	4	1	0	0	4.0
3	Gillis, Lauryn	3	10	2	20	.400	1	2	.500	0	0	3	.000	1	0	.000	4	0	0	0	10.0
4	Bates, Kelli	3	13	2	22	.500	2	6	.333	1	2	16	.875	25	0	.000	7	1	1	0	15.5
7	MacDonald, Amber	3	0	0	0	.000	2	4	.500	0	2	6	.667	2	0	.000	8	0	0	0	0.0
11	Williams, Tionna	3	9	0	11	.818	0	0	.000	0	0	0	.000	0	0	.000	0	0	2	0	10.0
13	Nelson, Haleigh	3	11	1	18	.556	0	0	.000	3	3	14	.786	0	0	.000	3	4	0	0	16.0
2	Kriskova, Romana	2	1	2	7	-.143	1	1	.000	0	0	0	.000	0	0	.000	2	0	3	0	2.5
5	Smith, Maddie	1	0	0	0	.000	0	0	.000	0	1	3	.667	0	0	.000	0	0	0	0	0.0
6	Morey, Taylor	3	0	0	0	.000	2	5	.400	0	0	13	.000	12	0	.000	16	0	0	0	1.0
12	Saunders, Julia	1	1	0	3	.333	0	0	.000	0	0	0	.000	0	0	.000	0	0	0	0	1.0
14	Duello, Madison	3	1	2	4	-.250	0	0	.000	0	0	4	.000	0	0	.000	0	0	2	0	2.0
Totals		3	49	10	92	.424	44	89	.494	4	9	74	.878	40	0	.000	44	2	12	0	61.0

### Team Attack By Set

Set	K	E	TA	Pct	Sideout	Pct
1	17	5	38	.316	16-20	80%
2	18	1	26	.654	11-12	91%
3	14	4	28	.357	13-14	92%
						40-46 86%

Site: Madison, Wis. (UW Field House)

Date: Nov 14, 2015 Attend: 6012 Time: 1:23

Referees: Marty Prochko, Todd Karolczak

	1	2	3	Total
Tie scores	3	0	2	5
Lead changes	0	0	0	0

## Match 25: #10 Wisconsin 3, #18 Illinois 2

Nov. 18 • Huff Hall • Champaign, Ill.

#	Wisconsin	ATTACK				SET		SERVE				RECEIVE		BLOCK				Points				
		S	K	E	TA	Pct	Asst	TA	Pct	SA	SE	TA	Pct	O	RE	Pct	Dig		BS	BA	BE	
1	Carlini, Lauren	5	3	1	6	.333	57	167	.341	1	1	25	.96	0	0	0.00	12	0	3	2	0	5.5
3	Gillis, Lauren	5	8	8	43	.000	1	5	.200	0	0	2	1000	8	0	1000	11	0	1	0	0	8.5
4	Bates, Kelli	5	12	12	47	.000	1	5	.200	2	5	12	.583	29	1	.967	15	1	3	0	0	16.5
5	MacDonald, Amber	5	0	0	0	.000	1	2	.500	0	0	9	1000	11	0	1000	6	0	0	0	0	0.0
11	Williams, Tionna	5	13	2	26	.423	0	2	.000	0	0	0	.000	0	0	.000	3	0	5	1	0	15.5
13	Nelson, Haleigh	5	18	3	36	.417	0	3	.000	0	0	18	1000	0	0	.000	4	7	0	1	0	21.5
2	Kriskova, Romana	5	11	9	29	.069	1	1	1000	0	0	0	.000	0	0	.000	3	0	5	0	0	13.5
5	Smith, Maddie	1	0	0	0	.000	0	0	.000	0	0	0	.000	0	0	.000	0	0	0	0	0	0.0
6	Morey, Taylor	5	0	0	0	.000	2	13	.154	2	1	23	.957	55	1	.982	27	0	0	0	0	2.0
10	Blake, Tori	1	0	0	0	.000	0	0	.000	0	0	0	.000	0	0	.000	0	0	0	0	0	0.0
14	Duella, Madison	5	0	0	1	.000	0	0	.000	0	1	11	.909	0	0	.000	1	0	0	0	0	0.0
Totals		5	65	35	188	.160	63	198	.318	5	8	100	.920	103	2	.981	82	1	24	3	1	83.0

Match 27: #10 Wisconsin 3, Rutgers 0  
Nov. 25 • UW Field House • Madison, Wis.

#	Rutgers	S	ATTACK				Pct	SET			SERVE			RECEIVE			BLOCK				Points	
			K	E	TA			Ass	TA	Pct	SA	SE	TA		O	RE	BS	BA	BE			
5	Fletcher, Meme	3	8	5	28	.107	0	1	0	1	7	.857	3	1	.750	8	0	1	0	0	8.5	
7	Sudbury, Anna	3	0	0	1	.000	22	83	.265	3	0	12	1000	0	0	.000	5	0	2	0	1	4.0
17	Cloyd, Lauren	3	1	3	11	-.182	0	0	.000	0	0	0	.000	1	0	1000	1	0	4	2	0	3.0
18	Frazier, Eden	3	4	1	10	.300	0	1	.000	0	1	5	.800	2	0	1000	0	2	0	0	0	5.0
21	Stephenson, Megan	3	7	5	26	.077	0	0	.000	0	0	1	1000	1	1	.500	2	0	0	0	0	7.0
23	Matthews, Mikaela	3	2	2	12	.000	0	1	.000	0	0	0	.000	2	0	1000	1	0	3	0	0	3.5
15	Schroeter, Ali	3	0	0	0	.000	0	2	.000	0	3	5	.400	22	2	.917	7	0	0	0	0	0.0
16	Lassa, Alex	3	1	0	5	.200	0	0	.000	0	1	8	.875	4	0	1000	1	0	0	0	0	1.0
22	Komisarek, Ronnie	3	0	1	1	-1.000	1	5	.200	1	2	9	.778	25	3	.893	6	0	0	0	0	1.0
Totals		3	23	17	94	.064	23	93	.247	4	8	47	.830	60	7	.896	31	0	12	2	1	33.0

Team Attack By Set										TOTAL TEAM BLOCKS: 6.0									
Set	K	E	TA	Pct	Sideout	Pct	SET SCORES				1	2	3	Team Records:					
1	13	4	32	.281	14-24	58%	Rutgers (0)				20	15	10	4-27, 1-18					
2	7	5	35	.057	11-25	43%	Wisconsin (3)				25	25	25	23-6, 15-4					
3	3	8	27	-.185	9-24	37%													
					34-73	46%													

#	Wisconsin	ATTACK					SET			SERVE			RECEIVE			BLOCK				Points	
		S	K	E	TA	Pct	Ass	TA	Pct	SA	SE	TA	Pct	O	RE	Pct	Dig	BS	BE		B/E
1	Carlini, Lauren	3	4	0	4	1.000	33	68	.485	0	1	9	.889	0	0	.000	9	0	4	0	6.0
2	Krskova, Romana	3	4	2	14	.143	0	0	.000	0	0	0	.000	0	0	.000	4	0	2	0	5.0
3	Gillis, Lauryn	3	11	4	26	.269	2	2	1000	0	0	0	.000	5	1	.833	6	0	0	0	11.0
4	Bates, Kelli	3	7	6	19	.053	0	2	.000	1	2	11	.818	12	0	1000	9	0	0	0	8.0
11	Williams, Tionna	2	5	0	9	.556	0	1	.000	0	0	0	.000	0	0	.000	0	0	5	2	7.5
13	Nelson, Haleigh	3	7	0	12	.583	0	0	.000	0	1	9	.889	4	0	1000	0	1	2	1	9.0
5	Smith, Maddie	1	0	0	0	.000	0	0	.000	0	0	0	.000	0	0	.000	0	0	0	0	0.0
6	Morey, Taylor	3	0	0	0	.000	4	15	.267	4	0	20	1000	8	2	.800	13	0	0	0	4.0
7	MacDonald, Amber	3	0	0	0	.000	1	1	1000	0	1	10	.900	6	1	.857	4	0	0	0	0.0
10	Blake, Tori	2	4	0	6	.667	0	0	.000	0	0	0	.000	0	0	.000	0	0	0	0	4.0
12	Saunders, Julia	1	0	0	0	.000	0	0	.000	0	0	0	.000	0	0	.000	0	0	1	0	0.5
14	Duello, Madison	3	0	0	1	.000	0	0	.000	2	1	13	.923	0	0	.000	2	0	0	0	2.0
Totals		3	42	12	91	.330	40	89	.449	7	6	73	.918	35	4	.897	47	1	14	3	57.0

Team Attack By Set							TOTAL TEAM BLOCKS: 8.0						
Set	K	E	TA	Pct	Sideout	Pct	Site: Madison, Wis. (UW Field House) Date: Nov 25, 2015    Attend: 5135    Time: 1:15 Referees: Todd Karolczak, Devonie McLarty						
1	17	4	36	.361	15-21	71%	36-47    76%						
2	15	6	33	.273	11-15	73%							
3	10	2	22	.364	10-11	90%							
							Tie scores    3   1   2   3 <u>Total</u> Lead changes    2   0   0   0   2						

Match 28: #10 Wisconsin 3, #14 Purdue 0  
Nov. 28 • Holloway Gym • West Lafayette, Ind.

#	Rutgers	ATTACK					Pct	SET			SERVE			RECEIVE			BLOCK				Points
		S	K	E	TA			Ass	TA	Pct	SA	SE	TA	Pct	O	RE	Pct	Digs	BS	BA	
5	Fletcher, Meme	3	8	5	28	.107	0	1	7	.857	3	1	.750	8	0	1	0	0	0	8.5	
7	Sudbury, Anna	3	0	0	1	.000	22	83	.265	3	0	12	1000	0	0	.000	5	0	2	0	4.0
17	Cloyd, Lauren	3	1	3	11	-.182	0	0	.000	0	0	0	.000	1	0	1000	1	0	4	2	3.0
18	Frazier, Eden	3	4	1	10	.300	0	1	.000	0	1	5	.800	2	0	1000	0	2	0	0	5.0
21	Stephenson, Megan	3	7	5	26	.077	0	0	.000	0	0	1	1000	1	1	.500	2	0	0	0	7.0
23	Matthews, Mikaela	3	2	2	12	.000	0	1	.000	0	0	0	.000	2	0	1000	1	0	3	0	3.5
15	Schroeter, Ali	3	0	0	0	.000	0	2	.000	0	3	5	.400	22	2	.917	7	0	0	0	0.0
16	Lassa, Alex	3	1	0	5	.200	0	0	.000	0	1	8	.875	4	0	1000	1	0	0	0	1.0
22	Komisarek, Ronnie	3	0	1	1	-1.000	1	5	.200	1	2	9	.778	25	3	.893	6	0	0	0	1.0
Totals		3	23	17	94	.064	23	93	.247	4	8	47	.830	60	7	.896	31	0	12	2	33.0

Team Attack By Set							TOTAL TEAM BLOCKS: 6.0								
Set	K	E	TA	Pct	Sideout	Pct	SET SCORES			1	2	3	Team Records:		
1	13	4	32	.281	14-24	58%	Rutgers (0)			20	15	10	4-27, 1-18		
2	7	5	35	.057	11-25	43%	Wisconsin (3)			25	25	25	23-6, 15-4		
3	3	8	27	-.185	9-24	37%									
					34-73	46%									

#	Wisconsin	ATTACK					SET			SERVE			RECEIVE			BLOCK				Points		
		S	K	E	TA	Pct	Ass	TA	Pct	SA	SE	TA	Pct	O	RE	Pct	Dig	BS	BA		BE	
1	Carlini, Lauren	3	4	0	4	1.000	33	68	.485	0	1	9	.889	0	0	.000	9	0	4	0	0	6.0
2	Krskova, Romana	3	4	2	14	.143	0	0	.000	0	0	0	.000	0	0	.000	4	0	2	0	0	5.0
3	Gillis, Lauryn	3	11	4	26	.269	2	2	1.000	0	0	0	.000	5	1	.833	6	0	0	0	0	11.0
4	Bates, Kelli	3	7	6	19	.053	0	2	.000	1	2	11	.818	12	0	.000	9	0	0	0	0	8.0
5	Wright, Tiana	3	0	0	9	.000	25	56	.446	0	0	0	.000	0	0	.000	1	0	0	0	0	7.5
6	Nelson, Heidi	3	7	0	12	.583	0	0	.000	0	1	9	.889	4	0	.000	0	1	2	1	0	9.0
7	Smith, Maddie	1	0	0	0	.000	0	0	.000	0	0	1	.000	0	0	.000	0	0	0	0	0	0.0
8	Morey, Taylor	3	0	0	0	.000	4	15	.267	4	0	20	.100	8	2	.800	13	0	0	0	0	4.0
9	MacDonald, Amber	3	0	0	0	.000	1	1	1.000	0	1	10	.900	6	1	.857	4	0	0	0	0	0.0
10	Blake, Tori	2	4	0	6	.667	0	0	.000	0	0	0	.000	0	0	.000	0	0	0	0	0	0.0
11	Saunders, Julia	1	0	0	0	.000	0	0	.000	0	0	0	.000	0	0	.000	0	1	0	0	0	0.5
12	Duello, Madison	3	0	0	1	.000	0	0	.000	2	1	13	.923	0	0	.000	2	0	0	0	0	2.0
Totals		3	42	12	91	.330	40	89	.448	7	6	73	.918	35	4	.897	47	1	14	3	0	57.0

# NCAA Tournament History

**NCAA Record**  
18 Years: 37-18 (.673)

<b>2014 (#4 Seed)</b>			
First Round—Madison, Wis.			
12/4	Western Michigan	W	25-9, 26-24, 25-10
Second Round—Madison, Wis.			
12/5	Illinois State	W	25-17, 25-19, 25-19
NCAA Regional—Louisville, Ky.			
12/12	Ohio State	W	25-20, 21-25, 22-25, 26-24, 15-12
12/13	#5 Penn State	L	25-22, 16-25, 22-25, 19-25

<b>2013 (#12 Seed)</b>			
First Round—Madison, Wis.			
12/6	Milwaukee	W	25-11, 25-14, 25-15
Second Round—Madison, Wis.			
12/7	California	W	25-19, 25-18, 25-21
NCAA Regional—Champaign, Ill.			
12/13	#16 Florida State	W	25-15, 23-25, 25-22, 25-15
12/14	#19 Purdue	W	25-22, 23-25, 25-18, 25-21
NCAA Championship—Seattle, Wash.			
12/19	#1 Texas	W	25-19, 25-18, 26-28, 25-23
12/21	#2 Penn State	L	19-25, 24-26, 25-20, 23-25

<b>2007 (#7 Seed)</b>			
First Round—Madison, Wis.			
11/30	Northern Iowa	W	30-23, 30-21, 30-24
Second Round—Madison, Wis.			
12/1	Iowa State	L	28-30, 25-30, 24-30

<b>2006 (#10 Seed)</b>			
First Round—Madison, Wis.			
12/1	Notre Dame	W	36-34, 30-26, 30-21
Second Round—Madison, Wis.			
12/2	Iowa State	W	30-20, 30-25, 30-27
NCAA Regional—Austin, Texas			
12/8	#7 Texas	L	19-30, 22-30, 12-30

<b>2005 (#11 Seed)</b>			
First Round—Madison, Wis.			
12/2	Loyola (Ill.)	W	30-18, 30-26, 30-14
Second Round—Madison, Wis.			
12/3	California	W	30-23, 30-22, 30-25
NCAA Regional—College Station, Texas			
12/9	#6 Notre Dame	W	30-25, 28-30, 30-25, 25-30, 15-9
12/10	#3 Washington	L	28-30, 25-30, 23-30

<b>2004 (#14 Seed)</b>			
First Round—Madison, Wis.			
12/3	Loyola (Ill.)	W	30-27, 30-26, 30-25
Second Round—Madison, Wis.			
12/4	Notre Dame	W	36-34, 30-16, 30-16
NCAA Regional—Green Bay, Wis.			
12/10	#3 Hawai'i	W	21-29, 30-23, 22-30, 28-30, 21-19
12/11	#11 Stanford	L	18-30, 29-31, 26-30

<b>2003</b>			
First Round—College Station, Texas			
12/5	Arizona	W	30-24, 25-30, 32-30, 30-26
Second Round—College Station, Texas			
12/6	#16 Texas A&M	L	22-30, 24-30, 18-30

<b>2002 (#14 Seed)</b>			
First Round—Madison, Wis.			
12/6	Alabama A&M	W	30-17, 30-13, 30-15
Second Round—Madison, Wis.			
12/7	Miami (Fla.)	L	25-30, 30-20, 21-30, 22-30

<b>2001 (#6 Seed)</b>			
First Round—Madison, Wis.			
11/30	UW-Milwaukee	W	30-19, 30-15, 30-27
Second Round—Madison, Wis.			
12/1	Michigan State	W	30-21, 30-22, 30-24
NCAA Regional—Palo Alto, Calif.			

12/7	#11 Texas A&M	L	28-30, 24-30, 23-30
------	---------------	---	---------------------

<b>2000 (#7 Seed)</b>			
First Round—Madison, Wis.			
12/1	Bucknell	W	15-1, 15-0, 15-3
Second Round—Madison, Wis.			
12/2	Northern Iowa	W	15-13, 14-16, 15-5, 15-6
Midwest Regional—Madison, Wis.			
12/8	Kansas State	W	15-3, 14-16, 15-10, 15-6
12/9	#15 UCLA	W	15-7, 5-15, 16-14, 14-16, 15-12
NCAA Championship—Richmond, Va.			
12/14	#2 USC	W	15-10, 15-9, 15-9
12/16	#1 Nebraska	L	9-15, 15-9, 15-7, 2-15, 9-15

<b>1999</b>			
First Round—Provo, Utah			
12/3	Arizona State	W	17-15, 15-10, 15-3
Second Round—Provo, Utah			
12/4	Brigham Young	L	15-6, 10-15, 4-15, 9-15

<b>1998</b>			
First Round—Madison, Wis.			
12/4	Arkansas-Little Rock	W	15-4, 15-1, 15-1
Second Round—Madison, Wis.			
12/5	San Diego	W	15-10, 15-10, 18-16
Pacific Regional—Lincoln, Neb.			
12/11	UC Santa Barbara	W	9-15, 15-8, 8-15, 15-5, 15-13
12/12	Nebraska	L	15-12, 16-18, 15-9, 10-15, 10-15

<b>1997</b>			
First Round Bye			
Second Round—Madison, Wis.			
12/7	Central Florida	W	15-7, 15-8, 15-13
Central Regional—Madison, Wis.			
12/13	Notre Dame	W	9-15, 15-12, 18-16, 15-11
12/14	Florida	L	15-8, 16-14, 7-15, 11-15, 5-15

<b>1996</b>			
First Round—Madison, Wis.			
12/4	Colgate	W	15-5, 15-3, 15-11
Second Round—Fairfax, Va.			
12/7	George Mason	W	2-15, 15-9, 15-10, 15-11
East Regional—Lincoln, Neb.			
12/13	Penn State	L	11-15, 5-15, 5-15

<b>1994</b>			
First Round—Washington, D.C.			
11/30	George Washington	L	13-15, 11-15, 15-12, 15-12, 10-15

<b>1993</b>			
First Round—Madison, Wis.			
12/1	South Florida	W	15-4, 15-7, 16-14
Second Round—Honolulu, Hawaii			
12/5	Hawai'i	L	14-16, 10-15, 7-15


<b>1991</b>			
First Round—Madison, Wis.			
12/6	Bowling Green State	W	15-8, 15-4, 16-14
Midwest Regional—Lincoln, Neb.			
12/13	Nebraska	L	9-15, 10-15, 10-15

<b>1990</b>			
First Round—Madison, Wis.			
11/30	Illinois	W	15-10, 15-9, 15-10
Midwest Regional—Lincoln, Neb.			
12/7	Penn State	L	6-15, 6-15, 3-15

**Note:** The number of teams competing in the NCAA tournament have increased since the first year of competition in 1981.

1981	20 teams	1997	56 teams
1982–92	32 teams	1998–present	64 teams
1993–96	48 teams		

# - Seedings for tournament





# 2015 Wisconsin Badgers



**1** **LAUREN CARLINI**  
6-1 • Jr. • S  
Aurora, Ill.



**2** **ROMANA KRISKOVA**  
6-2 • RS Jr. • OH  
Bratislava, Slovakia



**3** **LAURYN GILLIS**  
6-1 • So. • OH  
New Castle, Ind.



**4** **KELLI BATES**  
5-11 • So. • OH  
Bradley, Ill.



**5** **MADDIE SMITH**  
6-1 • Fr. • DS/OH  
St. Germain, Wis.



**6** **TAYLOR MOREY**  
5-5 • Sr. • L  
Muncie, Ind.



**7** **AMBER MACDONALD**  
5-4 • Fr. • DS  
Alpharetta, Ga.



**9** **HANNAH JULEY**  
5-10 • Fr. • S  
LaGrange, Ill.



**10** **TORI BLAKE**  
6-3 • Jr. • MB  
Midland, Mich.



**11** **TIONNA WILLIAMS**  
6-2 • Fr. • MB  
Fort Wayne, Ind.



**12** **JULIA SAUNDERS**  
6-3 • Fr. • OH/RS  
LaGrange, Ill.



**13** **HALEIGH NELSON**  
6-4 • Jr. • MB  
Cary, N.C.



**14** **MADISON DUELLO**  
6-3 • Fr. • OH  
Kansas City, Mo.



**15** **JORDAN ROBBINS**  
5-11 • RS So. • S  
Rancho Santa Fe, Calif.



**KELLY SHEFFIELD**  
UW Record: 83-19 (3rd yr.)  
Career Record: 356-131 (15th yr.)



**BRITTANY DILDINE**  
Assistant Coach (3rd year)



**GARY WHITE**  
Assistant Coach (3rd year)



**MEGAN CAMPBELL**  
Volunteer Assistant Coach  
(1st year)



**JESSICA WILLIAMS**  
Director of Operations  
(3rd year)