

2015-16 Texas A&M-Corpus Christi Men's Basketball Game Notes

Game Ten • at Wisconsin



Men's Basketball Contact: Dan Forcella, Assistant AD for Media Relations

Office: (361) 825-3410 | Cell: (207) 650-6790 | Email: daniel.forcella@tamucc.edu | Twitter: @DanForcella

#GoDers



@IslandersMBB



@IslandersMBB



/IslandersMBB

GAME INFORMATION

Date:..... Tuesday, Dec. 15
Time:..... 8 p.m.
City:..... Madison, Wisc.
Site:..... Kohl Center (17,279)
TV:..... Big Ten Network
Talent:..... Brian Anderson, Jon Crispin
Audio:..... Islanders Digital Network
Talent:..... Steven King
Live Stats:..... UWBadgers.com
Twitter:..... @IslandersMBB
Series:..... Wisconsin, 1-0

THE MATCHUP

Texas A&M-Corpus Christi ISLANDERS (7-2)

Head Coach: Willis Wilson (Rice, 1982)

Record with Islanders: 57-79 (5th year)

Overall Record: 276-325 (21st year)



Wisconsin BADGERS (6-5)

Head Coach: Bo Ryan (Wilkes, 1969)

Record with Badgers: 363-130 (14th year)

Overall Record: 746-233 (31st year)



SCHEDULE / RESULTS

Nov. 7	St. Mary's #	W, 94-63
Nov. 13	Our Lady of the Lake	W, 94-72
Nov. 19	at Texas A&M ^	L, 70-95
Nov. 21	at Texas ^	L, 56-67
Nov. 23	St. Edward's	W, 78-50
Nov. 26	vs. Furman ^ (at Elon)	W, 73-69
Nov. 27	at Elon ^	W, 85-81
Dec. 2	Austin Peay	W, 61-48
Dec. 5	Texas State	W, 47-39
Dec. 12	at UTSA	W, 85-79
Dec. 15	at Wisconsin	8 p.m.
Dec. 20	Cal Poly	2 p.m.
Dec. 28	at Austin Peay	7 p.m.
Jan. 5	Central Arkansas*	7:30 p.m.
Jan. 9	at McNeese State*	3 p.m.
Jan. 11	at Lamar*	7 p.m.
Jan. 16	Nicholls*	7 p.m.
Jan. 19	at Northwestern State*	3:30 p.m.
Jan. 23	New Orleans*	7 p.m.
Jan. 26	Southeastern Louisiana*	8 p.m.
Jan. 30	Stephen F. Austin*	2 p.m.
Feb. 2	at Incarnate Word*	7 p.m.
Feb. 6	Sam Houston State*	7 p.m.
Feb. 8	Houston Baptist*	8 p.m.
Feb. 13	at Stephen F. Austin*	6 p.m.
Feb. 15	at New Orleans*	7 p.m.
Feb. 20	Incarnate Word*	7 p.m.
Feb. 23	Abilene Christian*	7 p.m.
Feb. 27	at Sam Houston State*	7 p.m.
Mar. 3	at Houston Baptist*	7:30 p.m.
Mar. 5	at Abilene Christian*	4 p.m.
Mar. 9	Southland First Round	TBA
Mar. 10	Southland Second Round	TBA
Mar. 11	Southland Semifinals	TBA
Mar. 12	Southland Finals	TBA

* Southland contest | ^ Battle4Atlantis | # Exhibition

INSIDE THE ISLANDERS

SETTING THE SCENE

- The Islanders take their six-game winning streak to the midwest to challenge last year's national runner-up Wisconsin Badgers Tuesday night at the Kohl Center.
- The game will be broadcast live on the Big Ten Network with commentary from Brian Anderson and Jon Crispin. The Islanders Digital Network will also have live audio with Voice of the Islanders Steven King on the call.

NCAA TOURNAMENT TILT

- The Islanders and the Badgers have met one time before and it was one of the most memorable games in Texas A&M-Corpus Christi history, a NCAA Tournament First Round match-up back in 2007.
- Having joined the Southland Conference for the 2006-07 after being an independent program, it was the Islanders' first opportunity to earn an automatic bid to the NCAA Tournament and they did it by winning the league championship.
- After scoring the first 10 points of the game, and leading by as many as 18 points in the first half, the 15th Islanders took a 27-19 advantage into the break. Number two seed Wisconsin eventually came back and won 76-63 to oust the Islanders from the tournament.

GOING STREAKING

- The Islanders are on a six-game winning streak, having defeated St. Edward's, Furman, Elon, Austin Peay, Texas State and most recently UTSA.
- The team's last loss was a 67-56 defeat at Texas on Nov. 21.
- It marks their longest win streak since a seven-gamer during 2013-14.

PROJECTED STARTERS

G | #1 | r-Sr.



Hameed ALI

G | #0 | Sr.



Brandon PYE

G | #11 | Sr.



Jelani CURRIE

F | #23 | r-Sr.



Bryce DOUVIER

F | #25 | Jr.



Rashawn THOMAS

2015-16 Texas A&M-Corpus Christi Men's Basketball Game Notes

Game Ten • at Wisconsin

THE SERIES

Overall:.....Badgers, 1-0
 at Corpus Christi:.....n/a
 at Madison:.....n/a
 at Neutral location:.....Badgers, 1-0
 Streak:.....Badgers W1
 Largest Islanders win:.....n/a
 Largest Badgers win:.....76-63, 3/16/07
 Most Islanders points:.....63, 3/16/07
 Least Islanders points:.....63, 3/16/07
 Most Badgers points:.....76, 3/16/07
 Least Badgers points:.....76, 3/16/07

QUICK FACTS

Texas A&M-Corpus Christi Info

City: Corpus Christi, Texas
 Founded: 1947
 Enrollment: 11,256
 Nickname: Islanders
 Colors: Royal Blue, Green and White
 Home Court: American Bank Center
 Capacity: 8,100
 Affiliation: NCAA Division I
 Conference: Southland
 President: Dr. Flavius Killebrew
 Director of Athletics: Scott Lazenby
 Athletics Phone: (361) 825-3215

Basketball Staff

Head Coach: Willis Wilson (Rice, 1982)
 Career Record (Year): 276-325 (21st)
 Record at School (Year): 57-79 (5th)
 Associate Head Coach: Marty Gross
 Assistant Coach: Mark Dannhoff
 Assistant Coach: Yaphett King
 Director of Operations: Terry Johnson
 Scholastic Coordinator: Will Chapman
 Athletic Trainer: Jerry Hilker
 Strength & Conditioning: Richard Burnett

Media Relations

Assistant AD for Media Relations: Dan Forcella
 Office: (361) 825-3410
 Cell: (207) 650-6790
 Email: daniel.forcella@tamucc.edu
 Website: GoIslanders.com

History

First Year of Basketball: 1999-2000
 Overall Record: 245-241
 Home Record: 147-72
 American Bank Center: 94-51
 Road Record: 79-156
 Neutral Record: 19-13
 NCAA Appearances: 1 (2007)

Team Information

2014-15 Record: 20-14
 Home Record: 11-5
 Road Record: 8-8
 Neutral Record: 1-2
 Conference Record: 13-5
 Starters Returning/Lost: 4/1
 Lettermen Returning/Lost: 13/1
 Newcomers: 2

ISLANDERS ROSTER

No.	Name	Pos.	Ht.	Wt.	Cl.	Hometown/Last School
0	Brandon Pye	G	6-0	175	Sr.	Mansfield, Texas/Timberview
1	Hameed Ali	G	6-2	180	r-Sr.	Hayward, Calif./San Leandro
2	Cole Martinez	G	6-2	185	Sr.	San Antonio, Texas/Air Force Acad. Prep
3	Joe Kilgore	G	6-5	185	So.	Spring, Texas/Dekaney
4	Ehab Amin	G	6-3	200	So.	Alexandria, Egypt/St. John's Military
5	T.J. Traylor	F	6-8	215	Sr.	Los Angeles, Calif./Dominguez
10	Kyle Brown	G	5-10	150	Fr.	Fresno, Texas/Ridge Point
11	Jelani Currie	G	6-4	190	Sr.	Albany, N.Y./Albany Academy
12	Jake Kocher	G	6-3	180	r-Jr.	Austin, Texas/St. Michael's
13	Kareem South	G	6-2	185	Fr.	Toronto, Ontario/Senator O'Connor
15	David Bloom	G	6-4	205	So.	Plano, Texas/Prince of Peace Christian
22	Emmanuel Toney	G	6-2	185	Jr.	Bowie, Md./Annapolis Area Christian
23	Bryce Douvier	F	6-7	235	r-Sr.	Sedgwick, Kan./Northern Colorado
25	Rashawn Thomas	F	6-8	230	Jr.	Oklahoma City, Okla./Southeast
31	Viktor Juricek	F	6-11	220	Sr.	Prievidza, Slovakia/Canarias Academy
34	Dale Francis	F	6-8	260	Sr.	Leighton Buzzard, England/Canarias Acad.

Head Coach: Willis Wilson (Rice, 1982), Fifth season

Associate Head Coach: Marty Gross (Jacksonville, 1977), Fifth season

Assistant Coach: Mark Dannhoff (UW-La Crosse, 1991), Sixth season

Assistant Coach: Yaphett King (Cal State Fullerton, 2005), Fourth season

Director of Operations: Terry Johnson (Cal State Stanislaus, 2012), Second season

Scholastic Coordinator: Will Chapman (Oklahoma Christian, 2012), Second season

Pronunciations:

huh-MEED, AH-lee	VIK-turr, YUR-ih-check
EE-hab, uh-MEEN	Joe, KILL-goor
juh-LAH-nee, KERR-ee	YAH-fett, King
Mark, DAN-off	Jake, KOH-er
Brice, DOO-vee-ay	ruh-SHON, Thomas

INSIDE THE ISLANDERS

DOMINANT DEFENSE

- The Islanders are making their mark on the defensive end this season, holding four of their last five opponents under 40 percent shooting from the field, and all but Texas A&M to less than 41 percent.
- A&M-Corpus Christi leads the Southland with a scoring defense of 66.7 ppg and a field goal percentage defense of .369, which ranks 16th in the nation.

SURROUNDED BY SENIORS

- The Islanders have plenty of veteran experience as there are eight seniors on the squad.
- There is only one team in the nation (Tulsa) that has more seniors on its roster than the Islanders.

WILSON WAY

- Willis Wilson is in his fifth year at the helm of the Islanders, but is in his 21st as a head coach, having spent 16 seasons as the winningest coach at Rice.
- The Islanders have seen success the last two seasons under Wilson, winning 18 games two years ago and 20 last season.
- Wilson was named the 2014 Ben Jobe National Coach of the Year.

POSTSEASON PRESENCE

- The Islanders have advanced to the postseason each of the last two seasons, advancing to the second round of the CollegeInsider.com Tournament both years.
- Only two other teams in the Southland Conference have done the same, as Sam Houston State has also been in the CIT the past two years, while Stephen F. Austin has earned the league's NCAA Tournament bid both times around.



Game Ten • at Wisconsin

TALE OF THE TAPE

AMCC		WISC
7-2	Record	6-5
W6	Streak	L2
72.1	PPG	69.9
66.7	PPG Def	65.2
+5.4	Margin	+4.7
.413	FG%	.409
.368	FG% Def	.432
6.0	3PG	5.6
.305	3%	.325
.750	FT%	.738
38.1	RPG	40.0
+0.0	Reb Margin	+8.9
13.9	APG	11.7
14.8	TPG	10.4
+1.7	TO Margin	+0.7
0.9	A/T Ratio	1.1
8.7	SPG	4.5
5.3	BPG	3.8

SCOUTING THE BADGERS

- Wisconsin is coming off of its first national title appearance since 1941 and fourth trip to the Final Four.
- After earning their first ever number one seed in their 17th NCAA Tournament appearance, the Badgers defeated Kentucky in the national semifinals, before falling to Duke in the championship.
- Wisconsin lost its top two scorers from last season in Frank Kaminsky and Sam Dekker, both of whom were selected in the first round of the NBA Draft.
- The Badgers have opened up the 2015-16 season with a record of 6-5, having lost their last two games to Milwaukee and Marquette.
- Nigel Hayes leads Wisconsin with 16.3 points per game, while Bronson Koenig is scoring 15.1 points per contest.

THE ISLAND UNIVERSITY

- Texas A&M-Corpus Christi now has more than 11,000 students, an increase of nearly 40 percent over the last 10 years.
- The Islander University is the Home of Unmanned Flight. It has one of just six test sites for unmanned aircraft in the nation.
- Best College Reviews ranked Texas A&M-Corpus Christi as the number one school in the country located by the sea, noting that it is the only university in the nation found on its island.
- It has also been ranked in the Top 20 colleges in Texas for Hispanics from The Hispanic Outlook in Higher Education.

INSIDE THE ISLANDERS

TWENTY-FIVE FOR THIRTY

- Rashawn Thomas tied his career high at UTSA on Saturday, scoring 30 points for the second time this season.
- The junior forward went 11-of-19 from the floor, grabbed nine rebounds and blocked two shots to dominate the Roadrunners.
- He ranks fourth in the Southland with 16.2 points per game on the season.

RASHAWN REWARDED

- Following the Islanders' 2-0 week with wins over Austin Peay and Texas State, Thomas was named the Southland Conference Player of the Week for the second straight week.
- He averaged 13.5 points, 15.5 rebounds and 3.0 blocks per game to receive the honors for the second time in as many weeks.

CLEANING THE GLASS

- Thomas hauled in a career high 19 rebounds in the Islanders' win over Texas State, which was just two shy of the program single-game record.
- His 10 offensive boards against the Bobcats were tied for the most ever by an Islander in a single game.
- Thomas now leads the Southland Conference with 8.9 rebounds per game.

OFFENSIVE BALANCE

- The Blue and Green having been getting the job done on offense with a balanced attack.
- Currently five Islanders are scoring at least 8.0 points per game (Thomas, 16.2; Pye, 11.9; Douvier, 9.9; Kilgore, 8.2; Ali, 8.0).
- Five different players have led or tied for the team lead in scoring in nine games this season.

PY3 CHART

- Brandon Pye is one of the most prolific three-point shooters in Islanders men's basketball history, ranking fifth all-time in career threes made (128) and fourth in career three-point shooting percentage (.412).
- He has hit at least three three-pointers in six out of nine games this season.
- Pye has scored in double figures in five out of the Islanders last six games.

ALI RETURNS

- Hameed Ali leads the Southland Conference and ranks sixth in the nation with 2.9 steals per game.
- Playing the point, Ali is also third in the conference with 5.3 assists per game.
- He is one of just six Islanders to have accumulated 200 career assists and 100 career steals. He ranks sixth in program history with 237 assists and fourth with 131 steals.

RASHAWN'S RECORDS

- With 30 points and 12 boards against Our Lady of the Lake (11/13) in the season opener, Thomas became the first Islander with at least 30 points and at least 10 rebounds in a single game since Feb. 27, 2001.
- He is one of only six Islanders to score 30 points in a game, having done so twice.
- His eight offensive boards in the contest were tied for the sixth most ever in a game at A&M-Corpus Christi.



Game Ten • at Wisconsin

#SOUTHLANDSTRONG

Team	SLC	Ovr	Strk
Islanders	0-0	7-2	W6
Stephen F. Austin	0-0	6-3	W4
Lamar	0-0	5-3	W3
Abilene Christian	0-0	4-5	W1
Incarinate Word	0-0	3-4	L2
Nicholls	0-0	3-4	L1
Sam Houston State	0-0	3-5	W1
New Orleans	0-0	3-5	W1
Houston Baptist	0-0	3-6	W1
Southeastern La.	0-0	2-7	L1
McNeese State	0-0	1-7	L4
Northwestern State	0-0	1-7	L3
Central Arkansas	0-0	1-7	L4

through games 12/12

PLAYERS OF THE WEEK

11/16:	Jalan West	NW St.
11/23:	Thomas Walkup	SFA
11/30:	Rashawn Thomas	Islanders
12/7:	Rashawn Thomas	Islanders

NCAA RANKINGS

Islanders

Scoring Defense	66.7	87th
FG% Defense	.368	16th
3FG% Defense	.311	92nd
FT%	.750	26th
Blocks	5.3	37th
Steals	8.7	25th
FT Made	153	93rd
Off. Rebounds	12.89	78th
TOs Forced	16.44	30th

Hameed Ali

FT%	.897	26th
Assists	5.3	51st
Steals	2.89	6th

Rashawn Thomas

Rebounds	8.9	58th
Blocks	2.56	24th
Double-Doubles	3	58th
FG Made	60	60th
Off. Rebounds	3.56	38th

THOMAS TOUTED

- When the Southland released their Preseason All-Conference accolades, Thomas was recognized by the league as a first team honoree.
- The 6-foot-8 big man averaged 13.7 points and led the Islanders with 7.9 rebounds per game as a sophomore last season en route to second team All-Southland honors.
- Thomas, who played at nearly 260 pounds last season, dedicated himself to playing at a lighter weight, and is now just under 230 pounds.

LOSING A LEGEND

- Despite the experience currently on the roster, the Islanders are going to have to make up for the loss of John Jordan to graduation.
- Jordan - a two-time First Team All-Southland selection - is the all-time leader in school history in points, assists and steals.

STARTING EXPERIENCE

- There are nine players with at least five career starts for the Islanders;
 - Hameed Ali: 81
 - Brandon Pye: 66
 - Bryce Douvier: 39
 - Rashawn Thomas: 37
 - Dale Francis: 28
 - Emmanuel Toney: 25
 - Jelani Currie: 24
 - Jake Kocher: 7
 - Ehab Amin: 5

THIRD IN PRESEASON POLLS

- The Islanders were picked third in the Southland Conference Preseason Polls, behind defending champion Stephen F. Austin and Northwestern State.
- Last season A&M-Corpus Christi went 13-5 in league play, tying with Northwestern State for third place in the conference.
- The Islanders defeated New Orleans in the Southland Quarterfinals before falling to Sam Houston State, 70-67, in the semifinals.

SENIOR LADEN TEAMS ACROSS THE NATION

- As stated, with eight seniors on their roster, the Islanders have the second most seniors in the country. See below;
 - 9 - Tulsa
 - 8 - A&M-Corpus Christi**
 - 8 - Miami (Ohio)
 - 8 - Alabama A&M
 - 8 - Hampton
 - 7 - Texas Southern
 - 7 - Army
 - 7 - Radford



2015-16 Texas A&M-Corpus Christi Men's Basketball Game Notes

Game Ten • at Wisconsin

TRENDS

Winning the tip:	6-2
Losing the tip:	1-0
At home:	4-0
On the road:	2-2
Neutral:	1-0
Leading at the half:	6-0
Trailing at the half:	1-2
Tied at the half:	0-0
Leading with 5 mins left:	6-0
Trailing with 5 mins left:	0-2
Tied with 5 mins left:	1-0
Leading with 1 min left:	7-0
Trailing with 1 min left:	0-2
Tied with 1 min left:	0-0
In overtime:	0-0
Outrebounding opponent:	4-0
Outrebounded by opponent:	3-2
Rebounds are even:	0-0
Shooting less than 30%:	1-1
Shooting 30-40%:	0-1
Shooting 40-50%:	5-0
Shooting better than 50%:	1-0
Opp. shoots less than 30%:	2-0
Opp. shoots 30-40%:	4-0
Opp. shoots 40-50%:	1-1
Opp. shoots better than 50%:	0-1
Having fewer turnovers:	5-1
Having more turnovers:	1-0
Turnovers are even:	1-1
Having more steals:	4-1
Having fewer steals:	2-1
Steals are even:	1-0
Scoring less than 50 points:	1-0
Scoring 50-59 points:	0-1
Scoring 60-69 points:	1-0
Scoring 70-79 points:	2-1
Scoring 80-89 points:	2-0
Scoring 90-99 points:	1-0
Scoring 100+ points:	0-0
Opp. scores less than 50 points:	2-0
Opp. scores 50-59 points:	1-0
Opp. scores 60-69 points:	1-1
Opp. scores 70-79 points:	2-0
Opp. scores 80-89 points:	1-0
Opp. scores 90-99 points:	0-1
Opp. scores 100+ points:	0-0
Games decided by 1-5 points:	2-0
Games decided by 6-10 points:	2-0
Games decided by 11-19 points:	1-1
Games decided by 20+ points:	2-1
In November:	4-2
In December:	3-0
In January:	0-0
In February:	0-0
In March:	0-0
On Sunday:	0-0
On Monday:	1-0
On Tuesday:	0-0
On Wednesday:	1-0
On Thursday:	1-1
On Friday:	2-0
On Saturday:	2-1
Wearing white:	4-0
Wearing blue:	3-2

THE LAST TIME

Individual

Had a double-double	Rashawn Thomas (17pts/19reb) vs. Texas State, 12/5/15
Had a triple-double	Never
Had 20 pts, 10 reb	Rashawn Thomas (30pts/12reb) vs. OLLU, 11/13/15
Had 20 pts, 20 reb	Never
Had 15 pts, 15 reb	Rashawn Thomas (17pts/19reb) vs. Texas State, 12/5/15
Had 30 pts, 10 reb	Rashawn Thomas (30pts/12reb) vs. OLLU, 11/13/15
Had 10 pts, 10 ast	John Jordan (19pts/10ast) vs. UIW, 2/3/15
Had 20 pts, 10 ast	John Jordan (22pts/11ast) vs. NW St., 1/20/15
Four in double figures	Thomas (18), Currie (18), Kilgore (16), Ali (11), Pye (10) at Elon, 11/27/15
Five in double figures	Thomas (18), Currie (18), Kilgore (16), Ali (11), Pye (10) at Elon, 11/27/15
Six in double figures	Jordan (22), Pye (15), Williamson (14), Beverly (13), Ali (12), Thomas (10) vs. NW St., 1/9/14
Scored 30-39 points	30, Rashawn Thomas at UTSA, 12/12/15
Scored 40-49 points	47, Michael Hicks at Cal Poly, 1/8/01
Two score 20 points	Jordan (20) and Thomas (20) vs. HBU, 3/5/15
Scored 20 in half	20 (2nd), Rashawn Thomas at SELA, 1/26/15
Perfect from field (min. 5)	Jelani Currie (5-5) at FGCU, 3/18/15
Perfect from three (min. 3)	Jelani Currie (7-7) at CSUN, 12/20/14
Perfect from FT (min. 10)	Travis Bailey (10-10) vs. TCU, 11/24/04
10-14 rebounds	Rashawn Thomas (12) vs. OLLU, 11/13/15
15-19 rebounds	Rashawn Thomas (19) vs. Texas State, 12/5/15
20+ rebounds	Corey Lamkin (21) vs. UTPA, 1/26/01
5-9 offensive rebounds	Rashawn Thomas (8) vs. OLLU, 11/13/15
10+ offensive rebounds	Rashawn Thomas (10) vs. Texas State, 12/5/15
5+ steals	Ehab Amin (5) at Texas, 11/21/15
5+ blocks	Rashawn Thomas (5) at Texas, 11/21/15
7-9 assists	Hameed Ali (9) at UTSA, 12/12/15
10+ assists	John Jordan (10) vs. UIW, 2/3/15

Team

Shot 50%	.525 (32-61) at Elon, 11/27/15
Shot 60%	.649 (24-37) vs. Nicholls, 3/8/14
Shot 70%	Never
30-39 field goals	32 at Elon, 11/27/15
40-49 field goals	43 vs. Texas A&M-Int'l, 11/21/05
50+ field goals	Never
3PFG 50%	.500 (6-12) at Sam Houston State, 2/7/15
3PFG 60%	.636 (7-11) at Sam Houston State, 1/30/14
3PFG 70%	Never
10-14 3PFG	10 vs. NW St., 1/20/15
15-19 3PFG	Never
FT 80%	.850 (17-20) vs. Austin Peay, 12/2/15
FT 90%	.900 (18-20) at Texas A&M, 11/19/15
FT 100% (min 5 att.)	1.000 (21-21) at Detroit, 11/25/06
20-29 FTs	24 at UTSA, 12/12/15
30-39 FTs	33 at UCA, 1/6/15
Attempted less than 10 FTs	8 at Stephen F. Austin, 1/31/15
Attempted 40+ FTs	43 at UCA, 1/6/15



Game Ten • at Wisconsin

C.T.T. ALWAYS

CHARACTER, TOUGHNESS, TALENT

The program's official motto - the pillars on which Islanders Basketball is built. Based on being where you're supposed to be, doing the things you're supposed to do, when you're supposed to do them. Toughness isn't necessarily defined by physical toughness in the Islanders program. It is by being tough enough to battle through when things aren't going well. This is also illustrated in the following two mottos.

EGBs

ENERGY GENERATING BEHAVIORS

Coach Wilson has outlined some the Islanders can do to help pick up the energy during games. Some of these include deflections, blocked shots, offensive rebounds, being vocal on defense and cheering for your teammates.

KILLS

By definition, three defensive stops in a row. The Islanders bench keeps track of what "number" they are playing for on any given defensive possession. When the team is going for a kill, the players on the court will slap the floor.

LEVEL 5

This was introduced by Dr. Joe Carr on his visit with the team last season. Players will often rate each other or the team as a whole on a 0-to-5 scale, with 5 being the best. You will also hear coach talk about a "Level 5 effort" on a possession or for the game as a whole.

THE LAST TIME

Team

80-89 points	85 at UTSA, 12/12/15
90-99 points	94 vs. OLLU, 11/13/15
100-109 points	101 vs. NW State, 1/9/14
110+ points	116 vs. Texas A&M-Int'l, 11/21/05
40-49 rebounds	42 vs. Texas State, 12/5/15
50-59 rebounds	51 vs. OLLU, 11/13/15
60+ rebounds	63 vs. Prairie View, 11/2/00
20+ off. rebounds	22 at Texas, 11/21/15
20-29 assists	20 vs. OLLU, 11/13/15
30+ assists	33 vs. Texas A&M-Int'l, 11/21/05
10-14 blocks	14 vs. Houston, 11/25/12
15+ blocks	Never
10-14 steals	10 vs. Austin Peay, 12/2/15
15-19 steals	15 at Rice, 12/28/11
20+ steals	22 vs. Texas A&M-Int'l, 11/21/05
5 or fewer TOs	5 vs. Houston, 11/25/12
6-10 TOs	7 at UTSA, 12/12/15
20+ TOs	26 vs. OLLU, 11/13/15
Played an OT game	W, 71-67 at New Orleans, 1/24/15
Played a 2OT game	L, 8683 at Houston, 1/7/06
Played a 3OT game	Never
Didn't give up 3PFG	at Lamar (0-4), 2/1/14
Didn't make 3PFG	vs. New Orleans (0-8), 1/25/14
Didn't allow made FT	Never
Didn't make a FT	at UTSA (0-1), 1/11/12
Overcame 10-point deficit to win	71-70 vs. UIW, 2/3/15
Overcame 15-point deficit to win	71-69 at ACU, 2/8/14
Overcame two straight halftime deficits to win	1/21/12-1/25/12

Individual

Led team in pts, reb, ast, blk, stl	John Jordan vs. Sam Houston State, 2/28/15
10 pts, 5 reb, 5 ast, 5 stl	John Jordan at Stephen F. Austin, 1/31/15
20 pts, 5 reb, 5 ast, 5 stl	Kevin Palmer at UNCW, 11/29/08
Two straight 30+ points	Michael Hicks, 2/10/01-2/12/01
Five straight 25+ points	Michael Hicks, 1/8/01-1/22/01

Miscellaneous

Two double-doubles	Thomas (20pts/10reb), Jordan (19pts/10ast) vs. UIW, 2/3/15
Consecutive double-doubles	Rashawn Thomas, 12/2/15-12/5/15
Three score 20+	Palmer (25), Reynolds (22), Coombs (20) vs. NW St., 1/16/10
Five with 4 assists	Bailey (5), Ervin (5), Engelken (4), Mitchell (4), Muriel (4), Stokes (4) vs. Wiley, 2/9/05
Fifteen with point, reb, ast	vs. Texas A&M-Int'l, 11/21/05

Bold = 2015-16 season



2015-16 Texas A&M-Corpus Christi Men's Basketball Game Notes

Game Ten • at Wisconsin

CAREER RECORDS

Minutes Played

8. Chris Daniels (2004-08)	2615
9. Hameed Ali (2011-pres.)	2577

Double-Figure Point Games

8. Michael Hicks (1999-01)	53
9. Rashawn Thomas (2013-pres.)	49

20-Plus Point Games

6. Brian Evans (2000-04)	14
7. Rashawn Thomas (2013-pres.)	10

Scoring Average

2. Kevin Palmer (2008-10)	18.9
3. Rashawn Thomas (2013-pres.)	12.9

Field Goal Pct. (Min. 100 att.)

7. Zane Knowles (2012-14)	.561
8. Rashawn Thomas (2013-pres.)	.557

Three-Pointers Made

4. Josh Washington (2005-07)	137
5. Brandon Pye (2012-pres.)	128
7. Kevin Palmer (2008-10)	105
8. Hameed Ali (2011-pres.)	81

Three-Point Attempts

5. Lee Denmon III (1999-01)	322
6. Brandon Pye (2012-pres.)	311
Josh Washington (2005-07)	311
8. Hameed Ali (2011-pres.)	259

Three-Point Percentage (Min. 50 att.)

3. Sennai Atsbeha (2000-02)	.417
4. Brandon Pye (2012-pres.)	.412
5. Bryce Duvier (2014-pres.)	.404
Toby Thompson (1999-00)	.404
7. Jelani Currie (2012-pres.)	.403

Free Throws Made

9. Derrick Murphy (2001-04)	221
10. Rashawn Thomas (2013-pres.)	215

Free Throw Attempts

8. Chris Daniels (2004-08)	396
9. Rashawn Thomas (2013-pres.)	354

Free Throw Percentage (Min. 80 att.)

4. Kevin Palmer (2008-10)	.783
5. Hameed Ali (2011-pres.)	.766

Rebounds

5. John Jordan (2011-15)	519
6. Rashawn Thomas (2013-pres.)	471

Rebounding Average (Min. 100 reb)

5. Demond Watt (2007-11)	7.1
6. Rashawn Thomas (2013-pres.)	7.0
9. Chris Daniels (2004-08)	5.9
10. Bryce Duvier (2014-pres.)	5.8

Offensive Rebounds

7. Chris Daniels (2004-08)	187
8. Rashawn Thomas (2013-pres.)	167

Defensive Rebounds

5. John Jordan (2011-15)	381
6. Rashawn Thomas (2013-pres.)	304

Assists

5. Travis Bailey (2001-05)	265
6. Hameed Ali (2011-pres.)	237

Blocks

4. Justin Reynolds (2007-11)	97
5. Rashawn Thomas (2013-pres.)	96

Steals

3. Taurean Mitchell (2003-07)	147
4. Hameed Ali (2011-pres.)	131

Double-Doubles

3. Michael Hicks (1999-01)	19
4. Rashawn Thomas (2013-pres.)	15

SEASON RECORDS

Minutes Played

9. Brandon Pye (2014-15)	951
--------------------------	-----

Points

9. Rashawn Thomas (2014-15)	452
-----------------------------	-----

Field Goals Made

9. Rashawn Thomas (2014-15)	154
-----------------------------	-----

Field Goal Percentage (Min. 75 att.)

8. Rashawn Thomas (2013-14)	.592
-----------------------------	------

Three-Point Percentage (Min. 50 att.)

1. Brandon Pye (2013-14)	.500
7. Bryce Duvier (2014-15)	.405
10. Brandon Pye (2014-15)	.398

Free Throws Made

7. Rashawn Thomas (2014-15)	144
-----------------------------	-----

SEASON RECORDS

Rebounds

2. Rashawn Thomas (2014-15)	262
-----------------------------	-----

Rebounding Average

5. Rashawn Thomas (2014-15)	7.9
-----------------------------	-----

Offensive Rebounds

3. Rashawn Thomas (2014-15)	95
-----------------------------	----

Defensive Rebounds

3. Rashawn Thomas (2014-15)	167
7. Bryce Duvier (2014-15)	149

Blocks

7. Rashawn Thomas (2014-15)	40
-----------------------------	----

GAME RECORDS

Points Scored

17. Rashawn Thomas (11/13/15)	30
Rashawn Thomas (12/12/15)	30

Minutes Played

9. Brandon Pye (1/24/15)	42
--------------------------	----

Perfect Field Goal Percentage (5+ att.)

4. Jelani Currie (3/18/15)	5-5
----------------------------	-----

Three-Point Field Goals

2. Jelani Currie (12/20/14)	7
-----------------------------	---

Perfect Three-Point Percentage (3+ att.)

1. Jelani Currie (12/20/14)	7-7
-----------------------------	-----

Rebounds

2. Rashawn Thomas (12/5/15)	19
------------------------------------	-----------

Offensive Rebounds

1. Rashawn Thomas (12/5/15)	10
7. Rashawn Thomas (11/13/15)	8



Game Ten • at Wisconsin



WILLIS *WILSON*

Head Coach • Fifth season • Rice (1982)

2014 BEN JOBE NATIONAL COACH OF THE YEAR

From the first day of Willis Wilson's tenure at the Island University on March 25, 2011, he made it instantly clear what his goal for the program was.

"We want to be the premier program in the Southland Conference and follow down the paths of a Butler, Gonzaga, George Mason or Virginia Commonwealth."

Taking a program with one NCAA Tournament appearance and just 12 years of Division I history into a place alongside the premier names in college basketball is a tall task. The first step is building a culture and foundation for the Islanders.

The program's philosophy for recruiting student-athletes – Character, Toughness, Talent – will be a major step in the building process for the Islanders. These attributes in basketball players that work hard will build Islanders Basketball into a championship program.

In the 2014-15 season, the Islanders posted the strongest campaign of the Willis Wilson era, notching 20 wins for the first time since the 2006-07 team advanced to the NCAA Tournament. The Islanders went 13-5 in conference play to finish third, and were the only team to defeat champion Stephen F. Austin and Sam Houston State. A&M-Corpus Christi again advanced to the Southland Tournament semifinals, falling to SHSU, and earned a spot in the College Insider Tournament for the second year in a row. This time, the team knocked off former NCAA Tournament Cinderella Florida Gulf Coast before hosting the first postseason home game in program history, a loss to Kent State, in the second round.

Individual honors rolled in once again, as John Jordan was named first team All-Southland for the second straight year, and added NABC First Team All-District 23 honors for the first time. Sophomore forward Rashawn Thomas picked up second team recognition in each of those categories as well. Jordan, in particular rolled out the milestones, as the Wilson recruit became the school's all-time leader in points, assists, minutes, steals, games played, games started, free throws made and free throws attempted.

Wilson also earned a personal milestone, as the bench boss picked up his 250th career win in the first game of the season. The 20-win campaign was his first since 2003-04 as a head coach. His team finished strong for the second year in a row, winning six of the last seven contests to enter the Southland Conference Tournament on a hot streak thanks to outstanding defense.

During the 2013-14 season, Texas A&M-Corpus Christi took

a huge step toward those goals, as the team had the third-largest turnaround in the nation, finishing with 12 more wins than it did the season before. The Islanders rolled to a 14-4 record and a second place finish in the Southland, and earned a berth in the College Insider Tournament. With a win over Northern Colorado in the CIT, the Islanders posted the program's first victory in a postseason tournament since its inception in 1999.

Individual accolades came with the team success, most notably for Wilson, who was the recipient of the Ben Jobe Coach of the Year Award, presented annually to the top minority coach in Division I.

Players were also in on the recognition, including Jordan, who picked up First Team All-Southland honors and Second Team All-Region 23 recognition. The Houston native set a new school record in assists for the third straight season, posting 177 on the year, and became just the ninth player in school history to top 1,000 points in his career. Thomas was also one of the top newcomers in the Southland, after averaging 10.7 points and 5.2 rebounds in his debut campaign.

The first year of the Willis Wilson era saw a team with just 10 scholarship players, including 10 newcomers and just two players with significant Division I experience, take on one of the most challenging non-conference schedules in the nation. And though the end of the season record showed 6-24, the Islanders played all 30 games against Division I opponents and had 18 games within striking distance in the closing minutes.

Before coming to the Island University, Wilson served two seasons as an assistant to Josh Pastner at the University of Memphis. In two years, he saw the Tigers go 49-19 and advance to the postseason both years. During the 2010-11 season, the Tigers went 25-9, won their fifth Conference USA Championship and a berth in the 2011 NCAA Tournament. In his first season for the Tigers, Wilson helped guide the Tigers to a 24-10 overall record and a National Invitation Tournament (NIT) berth.

Wilson became one of the most respected coaches in the country in his time as the head coach at his alma mater, Rice. In 16 years leading the Owls, Wilson posted a career record of 219-246, leading the team to the postseason three times in his tenure. He is the school's all-time winningest coach, and his reputation in the collegiate coaching circles – and across college basketball – is impeccable.

Wilson had the most winning campaigns in Rice basketball history during his time as the head coach. His 2003-04 squad recorded a 22-11 overall record, and the 22 victories were the second-most for a



Game Ten • at Wisconsin

single season since World War II. Wilson guided the Owls to 60 wins in a three-year span from 2002-05, marking the second-most victories in a three-year stretch in school history.

The Silver Spring, Md., native also led the Owl program to the most postseason appearances since 1950. Wilson guided the Owls to three National Invitation Tournaments (NIT) – in 1993, 2004 and 2005. Rice's first round win at Wisconsin in the 1993 NIT was the program's first postseason victory since the 1954 NCAA Tournament. Wilson was also an assistant on the Rice coaching staff when the Owls earned an NIT berth in 1991.

In his tenure at Rice, Wilson coached 17 all-conference performers, including 2007 Conference USA Player of the Year Morris Almond. Almond, a 2007 NBA Draft first round pick, and Michael Harris (2005) both earned All-America accolades. Wilson also had four players pick up CoSIDA Academic All-District honors, including Adam Peakes who was a two-time CoSIDA Academic All-America selection.

The 2004 team was Wilson's most successful, as it won 22 games including the BP Top of the World Classic championship. For his leadership in 2004, Wilson became the first Rice basketball coach to be selected as the National Association of Basketball Coaches District 9 Coach of the Year since the award began in 1970. During the 2005 season, the Owls won 19 contests and advanced to postseason action in consecutive seasons for only the second time in school history, as Michael Harris and Jason McKrieth again were named all-conference.

Prior to taking over the reins of the Rice program, Wilson spent the 1991-92 campaign as an assistant on Mike Montgomery's staff at Stanford. The Cardinal finished the season with an 18-11 overall record and a 10-8 Pac-10 mark for fourth place in the league. Stanford earned an NCAA Tournament bid and lost in the first round to Alabama. Wilson coached All-American Adam Keefe, who finished his collegiate career as one of four players in NCAA history to have 2,000 points and 1,000 rebounds while shooting 60 percent from the floor in a career.

Wilson began his collegiate coaching career as an assistant at his alma mater in 1985-86. After a one-year stint as a head coach at Houston's Strake Jesuit Prep, Wilson returned to Rice as an assistant from 1987-91. As a member of the Rice staff, Wilson helped the Owls improve their Southwest Conference standing each year. During Wilson's final year as a Rice assistant, the Owls finished fourth in the league and received a bid to the NIT. The winning record was Rice's first in 20 years and the postseason appearance marked its first in 21 seasons.

After arriving on the Rice campus in August 1978, Wilson was a four-year letterman for the Owls. He co-captained the Owls to a 15-win season in 1982 and was a teammate of former NBA star and Rice Athletic Hall of Fame member Ricky Pierce. Wilson, a Will Rice College Fellow and member of the college court, graduated with a Bachelor of Arts degree in political science in 1982. He also participated in the Rice NCAA Volunteers for Youth program.

Wilson and his wife, Vicki, have three children, daughter, Kristin, and twin sons, Zachary and Keenan.

CAREER RECORD

<i>Year</i>	<i>School</i>	<i>Overall</i>	<i>Pct.</i>
1992-93	Rice	18-10	.643
1993-94	Rice	15-14	.517
1994-95	Rice	15-13	.536
1995-96	Rice	14-14	.500
1996-97	Rice	12-15	.444
1997-98	Rice	6-22	.214
1998-99	Rice	18-10	.643
1999-00	Rice	5-22	.185
2000-01	Rice	14-16	.467
2001-02	Rice	10-19	.345
2002-03	Rice	19-10	.655
2003-04	Rice	22-11	.667
2004-05	Rice	19-12	.613
2005-06	Rice	12-16	.429
2006-07	Rice	16-16	.500
2007-08	Rice	3-27	.100
2011-12	A&M-CC	6-24	.200
2012-13	A&M-CC	6-23	.207
2013-14	A&M-CC	18-16	.529
2014-15	A&M-CC	20-14	.588
2015-16	A&M-CC	7-2	.778
Overall	21st year	276-325	.459

EXPERIENCE

2011-Present	Head Coach, Texas A&M - Corpus Christi
2009-2011	Assistant Coach, Memphis
1992-2008	Head Coach, Rice
1991-1992	Assistant Coach, Stanford
1987-1991	Assistant Coach, Rice
1986-1987	Head Coach, Strake Jesuit Prep
1985-1986	Assistant Coach, Rice

ACCOMPLISHMENTS

- 2013-14 Ben Jobe National Coach of the Year
- Led Islanders to +12 win differential in 2013-14, the second most in the nation.
- Led A&M-Corpus Christi to back-to-back postseason appearances and first postseason win in school history.
- Winningest head coach in Rice history.
- Led Rice to three postseason berths in his tenure.
- Has guided 10 players to the NBA.
- Named 1999 WAC Mountain Division Coach of the Year.



Game Ten • at Wisconsin

#0 | BRANDON *PYE*

Sr. • G • 6-0 • 175 • Mansfield, Texas • Timberview HS

INSIDE THE ISLANDER

- Fifth all-time at A&M-Corpus Christi with 128 three-pointers made.
- Also fourth in the record books for three-point percentage with a career mark of .412.
- Ranks 18th in the Southland Conference in scoring with 11.9 points per game.
- His .423 three-point shooting percentage is sixth best in the league and his 2.4 threes made per game rank him fourth in the Southland.
- Has scored in double figures in five of the last six games.
- Has connected on at least three three-pointers in six out of nine games this season.
- Was the Islanders' top scorer for the third time this season, scoring 16 points on a trio of three-pointers in win over Austin Peay (12/2).
- Led the Islanders with a season high 19 points and 5-of-7 from beyond the arc in win over Furman (11/26).
- Knocked down a trio of three-pointers, scoring 17 points in win over St. Edward's (11/23).
- Scored 17 points on 3-of-6 from beyond the arc against Our Lady of the Lake (11/13).
- As a sophomore he set the Islanders single-season record for three-point percentage at .500, knocking down 36-of-72 from beyond the arc.

2015-16 HIGHS

Minutes 36 vs. Furman, 11/26/15
 Points 19 vs. Furman, 11/26/15
 FG 7 vs. Furman, 11/26/15
 FG Att. 14 vs. St. Edward's, 11/23/15
 3FG 5 vs. Furman, 11/26/15
 3FG Att. 9 at UTSA, 12/12/15
 FT 4 vs. St. Edward's, 11/23/15
 FT Att. 6 vs. St. Edward's, 11/23/15
 Rebounds 3 vs. Furman, 11/26/15
 Assists 2 (3x), last at UTSA, 12/12/15
 Blocks
 Steals 4 at UTSA, 12/12/15

CAREER HIGHS

Minutes 42 at New Orleans, 1/24/15
 Points 21 vs. Lamar, 1/12/15
 FG 8 vs. Lamar, 1/12/15
 FG Att. 14 (2x), last vs. St. Ed's, 11/23/15
 3FG 5 (4x), last vs. Furman, 11/26/15
 3FG Att. 9 at UTSA, 12/12/15
 FT 6 (2x), last at Nicholls, 1/17/15
 FT Att. 7 at Central Arkansas, 1/6/15
 Rebounds 5 at South Alabama, 12/16/12
 Assists 4 (2x), last at SHSU, 1/30/14
 Blocks
 Steals 4 (3x), last at UTSA, 12/12/15

GAME-BY-GAME

#00 Brandon Pye																					
Opponent	Date	gs	min	Total		3-Point		F-Throw		Rebounds				pf	a	to	blk	stl	pts	avg	
				fg-fga	fg%	3fg-fga	3fg%	ft-fa	ft%	off	def	tot	avg								
OUR LADY OF THE LAKE	11/13/15	*	23	6-12	.500	3-6	.500	2-2	1.000	0	2	2	2.0	2	1	3	0	0	17	17.0	
at Texas A&M	11/19/15	*	18	1-4	.250	0-2	.000	1-1	1.000	0	0	0	1.0	0	2	0	0	1	3	10.0	
at Texas	11/21/15	*	29	3-12	.250	3-6	.500	0-0	.000	0	1	1	1.0	1	1	0	0	1	9	9.7	
SAINT EDWARD'S	11/23/15	*	34	5-14	.357	3-8	.375	4-6	.667	1	1	2	1.3	0	0	0	0	1	17	11.5	
vs Furman	11/26/15	*	36	7-10	.700	5-7	.714	0-0	.000	0	3	3	1.6	1	2	0	0	1	19	13.0	
at Elon	11/27/15	*	34	3-9	.333	1-3	.333	3-4	.750	0	2	2	1.7	2	1	2	0	0	10	12.5	
AUSTIN PEAY	12/02/15	*	33	5-10	.500	3-6	.500	3-4	.750	0	1	1	1.6	2	1	1	0	0	16	13.0	
TEXAS STATE	12/05/15	*	20	1-5	.200	1-5	.200	0-0	.000	0	1	1	1.5	3	0	3	0	0	3	11.8	
at Texas-San Antonio	12/12/15	*	31	4-11	.364	3-9	.333	2-2	1.000	0	1	1	1.4	2	2	0	0	4	13	11.9	
Totals			9	256	35-87	.402	22-52	.423	15-19	.789	1	12	13	1.4	13	10	9	0	8	107	11.9

Games played: 9
 Minutes per Game: 28.7
 Points per Game: 11.9
 FG Percent: 40.2
 3FG Percent: 42.3
 FT Percent: 78.9

Rebounds Per Game: 1.4
 Assists Per Game: 1.1
 Turnovers Per Game: 1.0
 Assist/Turnover Ratio: 1.1
 Steals Per Game: .9
 Blocks Per Game: .0

CAREER STATISTICS

Season	GP-GS	Min/Avg	Total		3-Ptr		F-Throws		Rebounds				PF	FO	A	TO	Blk	Stl	Pts	Avg
			FG-FGA	Pct	FG-FGA	Pct	FT-FTA	Pct	Off	Def	Tot	Avg								
2012-13	29-5	457/15.8	43-115	.374	23-69	.333	10-13	.769	8	25	33	1.1	27	0	13	8	0	16	119	4.1
2013-14	33-23	626/19.0	72-157	.459	36-72	.500	9-16	.563	5	23	28	.8	44	0	29	20	0	12	189	5.7
2014-15	31-29	951/30.7	98-231	.424	47-118	.398	38-46	.826	5	37	42	1.4	39	0	21	30	0	25	281	9.1
2015-16	9-9	258/28.7	35-87	.402	22-52	.423	15-19	.789	1	12	13	1.4	13	0	10	9	0	8	107	11.9
Total	102-66	2292/22.5	248-590	.420	128-311	.412	72-94	.766	19	97	116	1.1	123	0	73	67	0	61	696	6.8





r-Sr. • G • 6-2 • 180 • Hayward, Calif. • San Leandro HS

- Leads the Southland and ranks sixth in the nation with 2.9 steals per game.
- Also ranks third in the Southland in assists per game (5.3) and fourth in free throw percentage (.897).
- Name is scattered through the Islanders Record Book, ranking fourth in steals (131), fifth in free throw percentage (.766), sixth in assists (237), eighth in three-pointers (81), and ninth in minutes (2,577).
- Has had at least four assists in each of the last eight games.
- Recorded at least three steals in three of the last four games.
- Dished out a career high nine assists to go with 10 points at UTSA (12/12).
- Eclipsed the 200-assist mark and is one of just six Islanders with 200 assists and 100 steals.
- Scored nine points and picked up five steals in win over Our Lady of the Lake (11/13).
- His five takeaways against the Saints were a career high the redshirt senior.
- Played in the first two games before missing the rest of the 2014-15 season due to injury.

Minutes 33 vs. Furman, 11/26/15
Points 16 vs. St. Edward's, 11/23/15
FG..... 6 vs. St. Edward's, 11/23/15
FG Att. 12 (3x), last vs. Texas St., 12/5/15
3FG..... 3 vs. St. Edward's, 11/23/15
3FG Att. 7 vs. St. Edward's, 11/23/15
FT 7 vs. OLLU, 11/13/15
FT Att. 8 vs. OLLU, 11/13/15
Rebounds..... 6 vs. St. Edward's, 11/23/15
Assists..... 9 at UTSA, 12/12/15
Blocks..... 1 at Texas A&M, 11/19/15
Steals..... 5 vs. OLLU, 11/13/15

Minutes . . . 36 vs. Sam Houston State, 3/14/14
Points 21 at UTSA, 11/23/13
FG 8 at UTSA, 11/23/13
FG Att. 15 at Denver, 11/14/12
3FG **3 (6x), last vs. St. Ed's, 11/23/15**
3FG Att. 8 at SHSU, 1/4/13
FT **7 vs. OLLU, 11/13/15**
FT Att. **8 vs. OLLU, 11/13/15**
Rebounds **6 vs. St. Edward's, 11/23/15**
Assists **9 at UTSA, 12/12/15**
Blocks . . . 2 (2x), last at Minnesota, 12/28/13
Steals **5 vs. OLLU, 11/13/15**

		#01 Hameed Ali																			
Opponent	Date	gs	min	Total		3-Point		F-Throw		Rebounds											
				fg-fga	fg%	3fg-fga	3fg%	ft-fa	ft%	off	def	tot	avg	pf	a	to	bik	stl	pts	avg	
OUR LADY OF THE LAKE	11/13/15	*	23	1-4	.250	0-1	.000	7-8	.875	1	0	1	1.0	2	2	5	0	5	9	9.0	
at Texas A&M	11/19/15	*	26	0-4	.000	0-1	.000	0-0	.000	0	3	3	2.0	2	4	3	1	3	0	4.5	
at Texas	11/21/15	*	27	1-8	.125	0-3	.000	2-2	1.000	2	2	4	2.7	2	4	4	0	2	4	4.3	
SAINT EDWARD'S	11/23/15	*	29	6-12	.500	3-7	.429	1-1	1.000	0	6	6	3.5	4	8	3	0	3	16	7.3	
vs Furman	11/26/15	*	33	2-9	.222	0-3	.000	4-5	.800	0	1	1	3.0	1	6	2	0	1	8	7.4	
at Elon	11/27/15	*	32	4-12	.333	1-6	.200	2-2	1.000	1	3	4	3.2	3	5	2	0	3	11	8.0	
AUSTIN PEAY	12/02/15	*	29	1-7	.143	0-3	.000	5-5	1.000	0	0	0	2.7	1	5	1	0	4	7	7.9	
TEXAS STATE	12/05/15	*	30	2-12	.167	1-6	.200	2-2	1.000	1	1	2	2.6	2	5	1	0	4	7	7.8	
at Texas-San Antonio	12/12/15	*	30	3-10	.300	1-6	.200	3-4	.750	2	2	4	2.8	4	9	2	0	1	10	8.0	
Totals			9	250	20-78	.256	6-33	.182	26-29	.897	7	18	25	2.8	21	48	23	1	26	72	8.0

Games played: 9
Minutes per Game: 28.8
Points per Game: 8.0
FG Percent: 25.6
3FG Percent: 18.2
FT Percent: 89.7

Rebounds Per Game: 2.8
Assists Per Game: 5.3
Turnovers Per Game: 2.6
Assist/Turnover Ratio: 2.1
Steals Per Game: 2.9
Blocks Per Game: .1

Season	GP-GS	Min/Avg	Total		3-Ptr		F-Throws		Rebounds				Other Stats								Pts	Avg
			FG-FGA	Pct	FG-FGA	Pct	FT-FTA	Pct	Off	Def	Tot	Avg	PF	FO	A	TO	Blk	Stl				
2011-12	30-13	603/20.1	48-166	.289	21-65	.323	12-18	.667	7	44	51	1.7	53	0	47	43	5	23	129	4.3		
2012-13	29-29	822/28.3	81-220	.368	23-78	.295	33-43	.767	10	42	52	1.8	70	0	56	35	5	42	218	7.5		
2013-14	34-30	872/25.6	96-233	.412	31-81	.383	50-68	.735	11	57	68	2.0	75	2	82	35	9	39	273	8.0		
2014-15	2-0	20/10.0	2-6	.333	0-2	.000	0-0	.000	1	0	1	.5	1	0	4	1	0	1	4	2.0		
2015-16	9-9	260/28.9	20-78	.256	6-33	.182	26-29	.897	7	18	25	2.8	21	0	48	23	1	26	72	8.0		
Total	104-81	2577/24.8	247-703	.351	81-259	.313	121-158	.766	36	161	197	1.9	220	2	237	137	20	131	696	6.7		



Game Ten • at Wisconsin



#3 | JOE KILGORE

So. • G • 6-5 • 185 • Spring, Texas • Dekaney HS

INSIDE THE ISLANDER

- Blocked a career high three shots to go with seven points and four rebounds in win over Texas State (12/5).
- Scored 16 points and dished out four assists in win over Elon (11/27).
- Led the Islanders with a career high 17 points and a career high nine boards against St. Edward's (11/23).
- Scored a then career high 13 points on 5-of-9 shooting at Texas A&M (11/19).
- Played in 24 games, averaging 2.0 points per game as a freshman in 2014-15.
- Won the annual team slam dunk contest at Islanders Invasion during the pre-season and already has had three dunks already this season.

2015-16 HIGHS

Minutes . . . 25 (2x), last vs. Texas St., 12/5/15
 Points 17 vs. St. Edward's, 11/23/15
 FG 6 (2x), last at Elon, 11/27/15
 FG Att. 11 at Elon, 11/27/15
 3FG 1 (4x), last vs. Texas St., 12/5/15
 3FG Att. 3 (3x), last vs. Texas St., 12/5/15
 FT 4 vs. St. Edward's, 11/23/15
 FT Att. 6 vs. St. Edward's, 11/23/15
 Rebounds 9 vs. St. Edward's, 11/23/15
 Assists 4 at Elon, 11/27/15
 Blocks 3 vs. Texas State, 12/5/15
 Steals 1 (4x), last vs. Texas St., 12/5/15

CAREER HIGHS

Minutes . . 25 (3x), last vs. Texas St., 12/5/15
 Points 17 vs. St. Edward's, 11/23/15
 FG 6 (2x), last at Elon, 11/27/15
 FG Att. 11 at Elon, 11/27/15
 3FG 1 (7x), last vs. Texas St., 12/5/15
 3FG Att. 3 (4x), last vs. Texas St., 12/5/15
 FT 4 vs. St. Edward's, 11/23/15
 FT Att. 6 vs. St. Edward's, 11/23/15
 Rebounds 9 vs. St. Edward's, 11/23/15
 Assists 4 at Elon, 11/27/15
 Blocks 3 vs. Texas State, 12/5/15
 Steals 1 (10x), last vs. Texas St., 12/5/15

GAME-BY-GAME

#03 Joe Kilgore																
Opponent	Date	gs	min	Total		3-Point		F-Throw		Rebounds			pf	a	to	blk
				fg-fga	fg%	3fg-fga	3fg%	ft-fa	ft%	off	def	tot				
OUR LADY OF THE LAKE	11/13/15	14		1-3	.333	0-0	.000	3-5	.600	1	1	2	2	0	2	1
at Texas A&M	11/19/15	22		5-9	.556	1-3	.333	2-2	1.000	0	1	1	2	1	0	0
at Texas	11/21/15	24		2-6	.333	0-1	.000	2-2	1.000	2	2	4	2	0	0	0
SAINT EDWARD'S	11/23/15	25		6-9	.667	1-1	1.000	4-6	.667	4	5	9	1	0	0	1
vs Furman	11/26/15	18		1-3	.333	0-1	.000	1-2	.500	1	1	2	2	2	3	0
at Elon	11/27/15	24		8-11	.545	1-3	.333	3-3	1.000	2	1	3	3	4	0	0
AUSTIN PEAY	12/02/15	14		0-1	.000	0-0	.000	2-2	1.000	0	0	0	0	1	0	2
TEXAS STATE	12/05/15	25		3-6	.500	1-3	.333	0-0	.000	1	3	4	3	1	2	3
at Texas-San Antonio	12/12/15	10		2-4	.500	0-0	.000	1-1	1.000	2	0	2	0	2	0	1
Totals		0	176	26-52	.500	4-12	.333	18-23	.783	13	14	27	3.0	12	13	7

Games played: 9
 Minutes per Game: 19.6
 Points per Game: 8.2
 FG Percent: 50.0
 3FG Percent: 33.3
 FT Percent: 78.3

Rebounds Per Game: 3.0
 Assists Per Game: 1.4
 Turnovers Per Game: .8
 Assist/Turnover Ratio: 1.9
 Steals Per Game: .4
 Blocks Per Game: .9

CAREER STATISTICS

Season	GP-GS	Min/Avg	Total		3-Ptr		F-Throws		Rebounds				PF	FO	A	TO	Blk	Stl	Pts	Avg
			FG-FGA	Pct	FG-FGA	Pct	FT-FTA	Pct	Off	Def	Tot	Avg								
2014-15	24-0	193/8.0	19-49	.388	3-16	.188	7-12	.583	6	15	21	.9	21	1	4	9	3	6	48	2.0
2015-16	9-0	176/19.6	26-52	.500	4-12	.333	18-23	.783	13	14	27	3.0	12	0	13	7	8	4	74	8.2
Total	33-0	369/11.2	45-101	.446	7-28	.250	25-35	.714	19	29	48	1.5	33	1	17	16	11	10	122	3.7



Game Ten • at Wisconsin



#4 | EHAB AMIN

So. • G • 6-3 • 200 • Alexandria, Egypt • St. John's Military Acad.

INSIDE THE ISLANDER

- Played for the Egyptian National Team this summer at AfroBasket 2015.
- Currently 11th in the Southland Conference with 1.8 steals per game.
- Scored eight points and picked up two steals in win over Austin Peay (12/2).
- Scored eight points and tied a team high with six rebounds vs. Furman (11/26).
- Picked up a career best five steals to go with six points and two assists at Texas (11/21).
- Scored seven points, grabbed four rebounds and picked up three steals in win over Our Lady of the Lake (11/13).
- Played in 33 games and made five starts as a freshman in 2014-15.
- Averaged 5.2 points and 2.4 rebounds per game last season.
- Scored career high 22 points against Stephen F. Austin last year.

2015-16 HIGHS

Minutes 20 at Texas A&M, 11/19/15
 Points 8 (2x), last vs. Austin Peay, 12/2/15
 FG 3 vs. Austin Peay, 12/2/15
 FG Att. 10 at Texas, 11/21/15
 3FG 1 (3x), last at Elon, 11/27/15
 3FG Att. 5 at Texas, 11/21/15
 FT 6 at UTSA, 12/12/15
 FT Att. 6 (3x), last at UTSA, 12/12/15
 Rebounds 6 vs. Furman, 11/26/15
 Assists 3 at Texas A&M, 11/19/15
 Blocks 1 at Elon, 11/27/15
 Steals 5 at Texas, 11/21/15

CAREER HIGHS

Minutes 29 vs. Jarvis Christian, 12/30/14
 Points 22 vs. Stephen F. Austin, 2/14/15
 FG 7 vs. Stephen F. Austin, 2/14/15
 FG Att. 12 vs. Stephen F. Austin, 2/14/15
 3FG 2 (2x), last at Abilene, 2/24/15
 3FG Att. 5 at Texas, 11/21/15
 FT 7 vs. Stephen F. Austin, 2/24/15
 FT Att. 11 vs. Stephen F. Austin, 2/24/15
 Rebounds 7 vs. Stephen F. Austin, 2/24/15
 Assists 6 vs. Jarvis Christian, 12/30/14
 Blocks 2 at Denver, 12/17/14
 Steals 5 at Texas, 11/21/15

GAME-BY-GAME

		#04 Ehab Amin																		
		Total		3-Point		F-Throw		Rebounds												
Opponent	Date	gs	min	fg-fga	fg%	3fg-3ga	3fg%	f-fa	f%	off	def	tot	avg	pf	a	to	bk	stl	pts	avg
OUR LADY OF THE LAKE	11/13/15	13	1-4	.250	1-2	.500	4-6	.667	1	3	4	4.0	5	2	6	0	3	7	7.0	
at Texas A&M	11/19/15	20	1-4	.250	0-3	.000	4-4	1.000	0	2	2	3.0	1	3	0	0	0	6	6.5	
at Texas	11/21/15	16	2-10	.200	1-5	.200	1-2	.500	1	1	2	2.7	3	2	1	0	5	6	6.3	
SAINT EDWARD'S	11/23/15	7	2-4	.500	0-1	.000	0-0	.000	1	3	4	3.0	1	1	2	0	2	4	5.8	
vs Furman	11/26/15	16	2-5	.400	0-1	.000	4-6	.667	2	4	6	3.6	2	2	0	0	1	8	6.2	
at Elon	11/27/15	13	2-4	.500	1-1	1.000	0-0	.000	1	1	2	3.3	3	1	1	1	1	5	6.0	
AUSTIN PEAY	12/02/15	13	3-4	.750	0-1	.000	2-2	1.000	0	2	2	3.1	0	0	3	0	2	8	6.3	
TEXAS STATE	12/05/15	11	0-4	.000	0-1	.000	0-0	.000	0	3	3	3.1	3	1	2	0	2	0	5.5	
at Texas-San Antonio	12/12/15	8	0-1	.000	0-0	.000	6-6	1.000	0	0	0	2.8	1	0	0	0	0	6	5.6	
Totals		0	117	13-40	.325	3-15	.200	21-26	.808	6	19	25	2.8	19	12	15	1	16	50	5.6

Games played: 9
 Minutes per Game: 13.0
 Points per Game: 5.6
 FG Percent: 32.5
 3FG Percent: 20.0
 FT Percent: 80.8

Rebounds Per Game: 2.8
 Assists Per Game: 1.3
 Turnovers Per Game: 1.7
 Assist/Turnover Ratio: .8
 Steals Per Game: 1.8
 Blocks Per Game: .1

CAREER STATISTICS

Season	GP-GS	Min/Avg	Total		3-Ptr		F-Throws		Rebounds										Pts	Avg
			FG-FGA	Pct	FG-FGA	Pct	FT-FTA	Pct	Off	Def	Tot	Avg	PF	FO	A	TO	Blk	Stl		
2014-15	33-5	495/15.0	56-131	.427	10-52	.192	49-71	.690	14	66	80	2.4	71	1	27	40	5	35	171	5.2
2015-16	9-0	117/13.0	13-40	.325	3-15	.200	21-26	.808	6	19	25	2.8	19	1	12	15	1	16	50	5.6
Total	42-5	612/14.6	69-171	.404	13-67	.194	70-97	.722	20	85	105	2.5	90	2	39	55	6	51	221	5.3



Game Ten • at Wisconsin



#5 | T.J. TRAYLOR

Sr. • F • 6-8 • 215 • Los Angeles, Calif. • Dominguez HS

INSIDE THE ISLANDER

- Made first appearance of the season at Texas A&M (11/19).
- Appeared in 12 games off the bench in his first season with the Islanders.
- Scored a total of 11 points and grabbed 20 rebounds in 2014-15.
- Played two seasons at Cerritos College in Norwalk, Calif.
- Averaged 11.2 points and 8.3 rebounds per game in conference play for the Falcons.
- Earned all-conference honors as Cerritos went 19-11 during sophomore season.

2015-16 HIGHS

Minutes 6 at Texas A&M, 11/19/15
 Points
 FG
 FG Att. 2 at Texas A&M, 11/19/15
 3FG
 3FG Att.
 FT
 FT Att.
 Rebounds 3 at Texas A&M, 11/19/15
 Assists
 Blocks
 Steals

CAREER HIGHS

Minutes . . 17 at Cal State Fullerton, 12/22/14
 Points . . 3 vs. Our Lady of the Lake, 11/14/14
 FG . . 1 (3x), last vs. Jarvis Christian, 12/30/14
 FG Att. . . . 3 at Cal State Fullerton, 12/22/14
 3FG
 3FG Att.
 FT 2 at Cal State Fullerton, 12/22/14
 FT Att. 4 vs. Jarvis Christian, 12/30/14
 Rebounds . . 5 vs. Our Lady of the Lake, 11/14/14
 Assists . . . 1 (3x), last at Central Ark., 1/6/15
 Blocks 2 vs. Jarvis Christian, 12/30/14
 Steals 1 at Radford, 11/29/14

GAME-BY-GAME

Opponent	Date	gs	min	Total		#05 T.J. Traylor 3-Point		F-Throw		Rebounds				pf	a	to	blk	stl	pts	avg
				fg-fga	fg%	3fg-fga	3fg%	f-fga	f%	off	def	tot	avg							
at Texas A&M	11/19/15		6	0-2	.000	0-0	.000	0-0	.000	0	3	3	3.0	0	0	0	0	0	0	0.0
Totals		0	6	0-2	.000	0-0	.000	0-0	.000	0	3	3	3.0	0	0	0	0	0	0	0

Games played: 1
 Minutes per Game: 6.0
 Points per Game: 0
 FG Percent: .0
 3FG Percent: .0
 FT Percent: .0
 Rebounds Per Game: 3.0
 Assists Per Game: .0
 Turnovers Per Game: .0
 Assist/Turnover Ratio: .0
 Steals Per Game: .0
 Blocks Per Game: .0

CAREER STATISTICS

Season	GP-GS	Min/Avg	Total		3-Ptr		F-Throws		Rebounds				PF	FO	A	TO	Blk	Stl	Pts	Avg
			FG-FGA	Pct	FG-FGA	Pct	FT-FTA	Pct	Off	Def	Tot	Avg								
2014-15	12-0	99/8.3	3-11	.273	0-0	.000	5-13	.385	6	14	20	1.7	17	0	3	1	5	1	11	.9
2015-16	1-0	6/6.0	0-2	.000	0-0	.000	0-0	.000	0	3	3	3.0	0	0	0	0	0	0	0	.0
Total	13-0	105/8.1	3-13	.231	0-0	.000	5-13	.385	6	17	23	1.8	17	0	3	1	5	1	11	.8



Game Ten • at Wisconsin



#11 | JELANI CURRIE

Sr. • G • 6-4 • 190 • Albany, N.Y. • Albany Academy

INSIDE THE ISLANDER

- Currently seventh all-time for the Islanders with a .403 career three-point percentage.
- Led the Islanders with a season high 18 points on 6-of-9 shooting at Elon (11/27).
- All 10 of his points came in the second half against Furman (11/26).
- Scored eight points, dished out two assists and had two steals against St. Edward's (11/23).
- Scored four points, while grabbing seven boards and leading the team with four assists in win over Our Lady of the Lake (11/13).
- Played in 33 games, starting nine as a junior in 2014-15.
- Made the second most three-pointers in a single-game in school history last season, knocking down 7-of-7 from beyond the arc at Cal State Northridge.
- His 27 points at Cal State Northridge were a career high.
- Averaged 5.8 points and 2.8 rebounds per game last season.
- Shot .481 from the field and .459 from beyond the arc.

2015-16 HIGHS

Minutes 30 at Elon, 11/27/15
 Points 18 at Elon, 11/27/15
 FG 6 at Elon, 11/27/15
 FG Att. 9 at Elon, 11/27/15
 3FG 1 (2x), last vs. Furman, 11/26/15
 3FG Att. 2 (2x), last vs. St. Ed's, 11/23/15
 FT 6 at Elon, 11/27/15
 FT Att. 8 at Elon, 11/27/15
 Rebounds 7 vs. OLLU, 11/13/15
 Assists 4 vs. OLLU, 11/13/15
 Blocks 1 (3x), last at UTSA, 12/12/15
 Steals 2 (2x), last vs. Furman, 11/26/15

CAREER HIGHS

Minutes 34 vs. Miss. Valley St., 11/28/14
 Points ... 27 at Cal State Northridge, 12/20/14
 FG 8 at Cal State Northridge, 12/20/14
 FG Att. 9 (2x), last at Elon, 11/27/15
 3FG 7 at Cal State Northridge, 12/20/14
 3FG Att. 7 at Cal State Northridge, 12/20/14
 FT 6 (2x), last at Elon, 11/27/15
 FT Attempts ... 8 (2x), last at Elon, 11/27/15
 Rebounds 7 (2x), last vs. OLLU, 11/13/15
 Assists 4 (2x), last vs. OLLU, 11/13/15
 Blocks ... 2 (4x), last vs. New Orleans, 3/12/15
 Steals 3 at Central Arkansas, 1/6/15

GAME-BY-GAME

		#11 Jelani Currie																			
Opponent	Date	gs	min	Total		3-Point		F-Throw		Rebounds											
				fg-fga	fg%	3fg-fga	3fg%	ft-fa	ft%	off	def	tot	avg	pf	a	to	bk	stl	pts	avg	
OUR LADY OF THE LAKE	11/13/15	*	23	1-5	.200	0-2	.000	2-2	1.000	1	6	7	7.0	1	4	2	0	0	4	4.0	
at Texas A&M	11/19/15	*	13	1-4	.250	0-1	.000	0-0	.000	0	1	1	4.0	1	0	0	1	1	2	3.0	
at Texas	11/21/15	*	24	0-7	.000	0-1	.000	0-0	.000	4	2	6	4.7	2	1	3	0	1	0	2.0	
SAINT EDWARD'S	11/23/15	*	26	2-5	.400	1-2	.500	3-5	.600	1	2	3	4.3	1	2	2	0	2	8	3.5	
vs Furman	11/26/15	*	22	4-6	.667	1-1	1.000	1-2	.500	1	1	2	3.8	3	0	0	1	2	10	4.8	
at Elon	11/27/15	*	30	6-9	.667	0-1	.000	6-8	.750	2	2	4	3.8	1	2	1	0	1	18	7.0	
AUSTIN PEAY	12/02/15	*	26	1-2	.500	0-0	.000	1-2	.500	2	2	4	3.9	1	0	3	0	1	3	6.4	
TEXAS STATE	12/05/15	*	18	1-3	.333	0-1	.000	1-2	.500	1	2	3	3.8	4	0	1	0	0	3	6.0	
at Texas-San Antonio	12/12/15	*	19	2-3	.667	0-0	.000	0-0	.000	2	0	2	3.6	2	1	0	1	0	4	5.8	
Totals			9	201	18-44	.409	2-9	.222	14-21	.667	14	18	32	3.6	16	10	12	3	8	52	5.8

Games played: 9
 Minutes per Game: 22.3
 Points per Game: 5.8
 FG Percent: 40.9
 3FG Percent: 22.2
 FT Percent: 66.7

Rebounds Per Game: 3.6
 Assists Per Game: 1.1
 Turnovers Per Game: 1.3
 Assist/Turnover Ratio: .8
 Steals Per Game: .9
 Blocks Per Game: .3

CAREER STATISTICS

Season	GP-GS	Min/Avg	Total		3-Ptr		F-Throws		Rebounds				PF	FO	A	TO	Blk	Stl	Pts	Avg
			FG-FGA	Pct	FG-FGA	Pct	FT-FTA	Pct	Off	Def	Tot	Avg								
2012-13	18-0	186/10.3	12-31	.387	3-9	.333	5-13	.385	5	9	14	.8	10	0	7	14	2	0	32	1.8
2013-14	26-6	222/8.5	16-39	.410	5-12	.417	17-28	.607	10	16	26	1.0	29	0	10	8	1	5	54	2.1
2014-15	33-9	671/20.3	63-131	.481	17-37	.459	48-68	.708	29	65	94	2.8	56	0	28	30	14	22	191	5.8
2015-16	9-9	201/22.3	18-44	.409	2-9	.222	14-21	.667	14	18	32	3.6	16	0	10	12	3	8	52	5.8
Total	86-24	1280/14.9	109-245	.445	27-67	.403	84-130	.646	58	108	166	1.9	111	0	55	64	20	35	329	3.8



Game Ten • at Wisconsin



#12 | JAKE KOCHER

r-Jr. • G • 6-3 • 180 • Austin, Texas • St. Michael's

INSIDE THE ISLANDER

- Had four points and four rebounds in 11 minutes off the bench at UTSA (12/12).
- Scored four points on 2-of-3 shooting and grabbed four boards vs. St. Edward's (11/23).
- The Austin native scored five points and grabbed two boards at Texas (11/21).
- Scored six points in 11 minutes off the bench against Our Lady of the Lake (11/13).
- Missed the entire 2014-15 season due to injury. It was the second time in the last three seasons that he sat out the whole year.
- As a redshirt sophomore in 2013-14, played in 32 games and made three starts.
- Averaged 5.7 points and 2.5 rebounds per game that season.
- Also ranked ninth in the Southland Conference with 1.4 steals per game as a redshirt sophomore.

2015-16 HIGHS

Minutes 13 vs. St. Edward's, 11/23/15
 Points 6 vs. OLLU, 11/13/15
 FG 3 vs. OLLU, 11/13/15
 FG Att. 5 vs. OLLU, 11/13/15
 3FG 1 at Texas, 11/21/15
 3FG Att. 2 at Texas, 11/21/15
 FT 2 at UTSA, 12/12/15
 FT Att. 2 at UTSA, 12/12/15
 Rebounds 4 (2x), last at UTSA, 12/12/15
 Assists 2 vs. Austin Peay, 12/2/15
 Blocks
 Steals 1 (3x), last at UTSA, 12/12/15

CAREER HIGHS

Minutes 29 at Central Arkansas, 1/2/14
 Points 15 (2x), last vs. SE La., 1/23/14
 FG 6 vs. SE La., 1/23/14
 FG Att. . . . 10 (2x), last vs. New Orleans, 1/25/14
 3FG 3 at Texas Arlington, 2/29/12
 3FG Att. 5 at Texas Arlington, 2/29/12
 FT 5 at UTSA, 11/23/13
 FT Att. 7 at UTSA, 11/23/13
 Rebounds . . . 8 (2x), last at McNeese St., 1/16/14
 Assists 3 (3x), last at Lamar, 2/1/14
 Blocks 1 (3x), last at SHSU, 1/30/14
 Steals 6 vs. New Orleans, 1/25/14

GAME-BY-GAME

Opponent	Date	gs	min	Total		3-Point		F-Throw		Rebounds				pf	a	to	blk	stl	pts	avg
				fg-fga	fg%	3fg-fga	3fg%	ft-fa	ft%	off	def	tot	avg							
OUR LADY OF THE LAKE	11/13/15	11		3-5	.600	0-0	.000	0-0	.000	0	2	2	2.0	1	0	0	0	0	6	6.0
at Texas	11/21/15	8		2-3	.667	1-2	.500	0-0	.000	0	2	2	2.0	1	0	0	0	0	5	5.5
SAINT EDWARD'S	11/23/15	13		2-3	.667	0-0	.000	0-0	.000	1	3	4	2.7	2	1	0	0	0	4	5.0
vs Furman	11/26/15	3		0-1	.000	0-1	.000	0-0	.000	0	0	0	2.0	1	0	1	0	0	0	3.8
AUSTIN PEAY	12/02/15	11		0-0	.000	0-0	.000	0-0	.000	1	2	3	2.2	2	2	0	0	1	0	3.0
TEXAS STATE	12/05/15	12		0-0	.000	0-0	.000	0-0	.000	0	1	1	2.0	1	0	0	0	1	0	2.5
at Texas-San Antonio	12/12/15	11		1-3	.333	0-0	.000	2-2	1.000	0	4	4	2.3	1	0	0	0	1	4	2.7
Totals		0	69	8-15	.533	1-3	.333	2-2	1.000	2	14	16	2.3	9	3	1	0	3	19	2.7

Games played: 7
 Minutes per Game: 9.9
 Points per Game: 2.7
 FG Percent: 53.3
 3FG Percent: 33.3
 FT Percent: 100.0

Rebounds Per Game: 2.3
 Assists Per Game: .4
 Turnovers Per Game: .1
 Assist/Turnover Ratio: 3.0
 Steals Per Game: .4
 Blocks Per Game: .0

CAREER STATISTICS

Season	GP-GS	Min/Avg	Total		3-Ptr		F-Throws		Rebounds				PF	FO	A	TO	Blk	Stl	Pts	Avg
			FG-FGA	Pct	FG-FGA	Pct	FT-FTA	Pct	Off	Def	Tot	Avg								
2011-12	29-4	366/12.6	31-87	.356	18-57	.316	12-18	.667	10	42	52	1.8	25	0	18	19	0	15	92	3.2
2012-13	0-0	0/0	0-0	.000	0-0	.000	0-0	.000	0	0	0	.0	0	0	0	0	0	0	0	.0
2013-14	32-3	549/17.2	69-146	.473	15-47	.319	29-40	.725	27	53	80	2.5	42	1	25	27	3	46	182	5.7
2014-15	0-0	0/0	0-0	.000	0-0	.000	0-0	.000	0	0	0	.0	0	0	0	0	0	0	0	.0
2015-16	7-0	69/9.9	8-15	.533	1-3	.333	2-2	1.000	2	14	16	2.3	9	0	3	1	0	3	19	2.7
Total	68-7	984/14.5	108-248	.435	34-107	.318	43-60	.717	39	109	148	2.2	76	1	46	47	3	64	293	4.3



Game Ten • at Wisconsin



#13 | KAREEM SOUTH

Fr. • G • 6-2 • 185 • Toronto, Ontario • Senator O'Connor HS

INSIDE THE ISLANDER

- Played nine minutes, scoring two points and dishing out one assist in first career game vs. Our Lady of the Lake (11/13).
- Ranked as high as a Top 10 Prospect coming out of Canada.
- Posted the second most 25-point games in the city of Toronto in 2014.
- Averaged 18.3 points, 6.0 assists and 5.3 rebounds per game in one season at the Kiski School.
- Before Kiski, attended Senator O'Connor High School, averaging 14 points, six assists and four rebounds in three-year career.

2015-16 HIGHS

Minutes 10 at Texas A&M, 11/19/15
Points . . . 2 (2x), last at Texas A&M, 11/19/15
FG 1 vs. OLLU, 11/13/15
FG Att. 3 vs. OLLU, 11/13/15
3FG
3FG Att. . 1 (2x), last at Texas A&M, 11/19/15
FT 2 at Texas A&M, 11/19/15
FT Att. 2 at Texas A&M, 11/19/15
Rebounds . . . 2 (2x), last vs. St. Ed's, 11/23/15
Assists 1 (3x), last vs. St. Ed's, 11/23/15
Blocks
Steals

CAREER HIGHS

Minutes 10 at Texas A&M, 11/19/15
Points . . . 2 (2x), last at Texas A&M, 11/19/15
FG 1 vs. OLLU, 11/13/15
FG Att. 3 vs. OLLU, 11/13/15
3FG
3FG Att. . 1 (2x), last at Texas A&M, 11/19/15
FT 2 at Texas A&M, 11/19/15
FT Att. 2 at Texas A&M, 11/19/15
Rebounds . . . 2 (2x), last vs. St. Ed's, 11/23/15
Assists 1 (3x), last vs. St. Ed's, 11/23/15
Blocks
Steals

GAME-BY-GAME

		#13 Kareem South															
				Total		3-Point		F-Throw		Rebounds							
Opponent	Date	gs	min	fg-fga	fg%	3fg-fga	3fg%	ft-fa	ft%	off	def	tot	avg	pf	a	to	blk
OUR LADY OF THE LAKE	11/13/15	9		1-3	.333	0-1	.000	0-0	.000	0	0	0	0.0	4	1	1	0
at Texas A&M	11/19/15	11		0-2	.000	0-1	.000	2-2	1.000	2	0	2	1.0	1	1	1	0
SAINT EDWARD'S	11/23/15	7		0-2	.000	0-0	.000	0-0	.000	2	0	2	1.3	0	1	0	0
at Texas-San Antonio	12/12/15	2		0-0	.000	0-0	.000	0-0	.000	0	0	0	1.0	0	0	1	0
Totals		0	29	1-7	.143	0-2	.000	2-2	1.000	4	0	4	1.0	5	3	3	0

Games played: 4
Minutes per Game: 7.3
Points per Game: 1.0
FG Percent: 14.3
3FG Percent: .0
FT Percent: 100.0

Rebounds Per Game: 1.0
Assists Per Game: .8
Turnovers Per Game: .8
Assist/Turnover Ratio: 1.0
Steals Per Game: .0
Blocks Per Game: .0

CAREER STATISTICS

Season	GP-GS	Min/Avg	Total		3-Ptr		F-Throws		Rebounds										Pts	Avg
			FG-FGA	Pct	FG-FGA	Pct	FT-FTA	Pct	Off	Def	Tot	Avg	PF	FO	A	TO	Blk	Stl		
2015-16	4-0	28/7.0	1-7	.143	0-2	.000	2-2	1.000	4	0	4	1.0	5	0	3	3	0	0	4	1.0
Total	4-0	28/7.0	1-7	.143	0-2	.000	2-2	1.000	4	0	4	1.0	5	0	3	3	0	0	4	1.0



Game Ten • at Wisconsin

#22 | EMMANUEL *TONEY*

Jr. • G • 6-2 • 185 • Bowie, Md. • Annapolis Area Christian

INSIDE THE ISLANDER

- Recorded season highs with two points, three rebounds and one steal in a season high 17 minutes at UTSA (12/12).
- Hit 2-of-2 free throws in nine minutes against Texas State (12/5).
- Scored one point, grabbed three boards and handed out three assists in 12 minutes off the bench in win over Our Lady of the Lake (11/21).
- Played in all 34 games, starting the final 25 as a sophomore.
- Averaged 2.7 points and 2.0 rebounds per game in 2014-15.
- Was third on the team with 32 steals.

2015-16 HIGHS

Minutes 17 at UTSA, 12/12/15
 Points 2 (2x), last at UTSA, 12/12/15
 FG 1 at UTSA, 12/12/15
 FG Att. 3 vs. OLLU, 11/13/15
 3FG
 3FG Att. 2 vs. OLLU, 11/13/15
 FT 2 vs. Texas State, 12/5/15
 FT Att. 2 (2x), last vs. Texas St., 12/5/15
 Rebounds. 3 (2x), last at UTSA, 12/12/15
 Assists. 3 vs. OLLU, 11/13/15
 Blocks 1 vs. St. Edward's, 11/23/15
 Steals. 1 (2x), last at UTSA, 12/12/15

CAREER HIGHS

Minutes 35 vs. Lamar, 1/10/15
 Points 8 (2x), last at SHSU, 2/7/15
 FG 3 vs. Miss. Valley St., 11/28/14
 FG Att. 6 vs. Jarvis Christian, 12/30/14
 3FG 1 (5x), last vs. SHSU, 3/13/15
 3FG Att. 2 (6x), last vs. OLLU, 11/13/15
 FT 4 vs. McNeese State, 1/10/15
 FT Att. 6 vs. McNeese State, 1/10/15
 Rebounds. 6 (2x), last at SHSU, 2/7/15
 Assists. 5 at Abilene Christian, 2/24/15
 Blocks 1 (3x), last vs. St. Ed's, 11/23/15
 Steals. 5 at Central Arkansas, 1/6/15

GAME-BY-GAME

		#22 Emmanuel Toney															
		Total	3-Point		F-Throw		Rebounds										
Opponent	Date	gs	min	fg-fga	fg%	3fg-fga	3fg%	ft-fga	ft%	off	def	tot	avg	pf	a	to	blk
OUR LADY OF THE LAKE	11/13/15	12	0-3	.000	0-2	.000	1-2	.500	1	2	3	3.0	2	3	0	0	1
at Texas A&M	11/19/15	10	0-0	.000	0-0	.000	0-0	.000	0	0	0	1.5	4	0	1	0	0
SAINT EDWARD'S	11/23/15	6	0-0	.000	0-0	.000	0-0	.000	0	1	1	1.3	1	0	1	1	0
vs Furman	11/26/15	5	0-0	.000	0-0	.000	0-0	.000	0	0	0	1.0	2	1	0	0	1
at Elon	11/27/15	7	0-1	.000	0-0	.000	0-0	.000	0	0	0	0.8	1	1	1	0	0
AUSTIN PEAY	12/02/15	3	0-0	.000	0-0	.000	0-0	.000	0	1	1	0.8	2	0	1	0	0
TEXAS STATE	12/05/15	9	0-1	.000	0-1	.000	2-2	1.000	0	0	0	0.7	1	0	0	0	2
at Texas-San Antonio	12/12/15	17	1-2	.500	0-0	.000	0-0	.000	0	3	3	1.0	2	0	2	0	1
Totals		0	69	1-7	.143	0-3	.000	3-4	.750	1	7	8	1.0	15	5	6	1

Games played: 8
 Minutes per Game: 8.6
 Points per Game: .6
 FG Percent: 14.3
 3FG Percent: .0
 FT Percent: 75.0

Rebounds Per Game: 1.0
 Assists Per Game: .6
 Turnovers Per Game: .8
 Assist/Turnover Ratio: .8
 Steals Per Game: .3
 Blocks Per Game: .1

CAREER STATISTICS

Season	GP-GS	Min/Avg	Total		3-Ptr		F-Throws		Rebounds										Pts	Avg
			FG-FGA	Pct	FG-FGA	Pct	FT-FTA	Pct	Off	Def	Tot	Avg	PF	FO	A	TO	Blk	Stl		
2013-14	2-0	5/2.5	0-2	.000	0-0	.000	0-0	.000	0	1	1	.5	2	0	0	0	0	0	0	.0
2014-15	34-25	656/19.3	31-71	.437	5-21	.238	24-32	.750	30	38	68	2.0	58	2	27	24	2	32	91	2.7
2015-16	8-0	70/8.8	1-7	.143	0-3	.000	3-4	.750	1	7	8	1.0	15	0	5	6	1	2	5	.6
Total	44-25	731/16.6	32-80	.400	5-24	.208	27-36	.750	31	46	77	1.8	75	2	32	30	3	34	96	2.2



Game Ten • at Wisconsin

#23 | BRYCE *DOUVIER*

r-Sr. • F • 6-7 • 235 • Sedgwick, Kan. • Northern Colorado

INSIDE THE ISLANDER

- Has scored in single digits in three of the last four games.
- Ranks 11th in the Southland in rebounding (5.9), 14th in free throw percentage (.794), and 13th in blocked shots (1.1)
- Fifth all-time in school history for career three-point percentage with a mark of .404.
- Scored 15 points and grabbed six rebounds in just 18 minutes against Austin Peay (12/2).
- Scored 11 points, grabbed six boards and blocked a career high three shots vs. Furman (11/26).
- Went for a career high 28 points on 3-of-6 from beyond the arc and 9-of-11 from the charity stripe at Texas A&M (11/19).
- Led the Islanders with 14 points and nine rebounds at Texas (11/21).
- His .405 (34-for-84) mark from beyond the arc in 2014-15 was the seventh best single season percentage for an Islander.
- Also etched name in the single season record books with a .827 free throw percentage (5th) and 149 defensive rebounds (7th) in 2014-15.
- Spent first two seasons at Northern Colorado.

2015-16 HIGHS

Minutes 30 vs. Furman, 11/26/15
 Points 28 at Texas A&M, 11/19/15
 FG 8 at Texas A&M, 11/19/15
 FG Att. 16 at Texas A&M, 11/19/15
 3FG 3 at Texas A&M, 11/19/15
 3FG Att. 6 at Texas A&M, 11/19/15
 FT 9 at Texas A&M, 11/19/15
 FT Att. 11 at Texas A&M, 11/19/15
 Rebounds 9 (3x), last at Texas, 11/21/15
 Assists 3 vs. OLLU, 11/13/15
 Blocks 3 vs. Furman, 11/26/15
 Steals 1 (3x), last at Elon, 11/27/15

CAREER HIGHS

Minutes . . . 37 (2x), last at Saint Louis, 11/23/14
 Points 28 at Texas A&M, 11/19/15
 FG 8 at Texas A&M, 11/19/15
 FG Att. 16 at Texas A&M, 11/19/15
 3FG 4 at New Orleans, 1/24/15
 3FG Att. 6 (3x), last at Texas A&M, 11/19/15
 FT 9 at Texas A&M, 11/19/15
 FT Att. 11 (2x), last at Texas A&M, 11/19/15
 Reb 11 (3x), last at FGCU, 3/18/15
 Assists . . 4 (2x), last vs. Southwest (N.M.), 11/10/12
 Blocks 3 vs. Furman, 11/26/15
 Steals . . 2 (2x), last vs. McNeese State, 1/10/15

GAME-BY-GAME

#23 Bryce Douvier																
Opponent	Date	gs	min	Total		3-Point		F-Throw		Rebounds				pf	a	blk
				fg-fga	fg%	3fg-3ga	3fg%	ft-fa	ft%	off	def	tot	avg			
OUR LADY OF THE LAKE	11/13/15	*	25	3-5	.600	0-2	.000	0-0	.000	2	7	9	9.0	4	3	3
at Texas A&M	11/19/15	*	38	8-16	.500	3-6	.500	9-11	.818	4	5	9	9.0	3	1	4
at Texas	11/21/15	*	27	3-8	.375	2-4	.500	6-7	.857	4	5	9	9.0	4	2	2
SAINT EDWARD'S	11/23/15	*	29	1-6	.167	0-3	.000	0-0	.000	0	5	5	5.0	3	1	1
vs Furman	11/26/15	*	30	2-4	.500	1-2	.500	6-8	.750	0	6	6	7.5	4	0	0
at Elon	11/27/15	*	13	2-3	.667	0-0	.000	0-0	.000	0	4	4	7.0	3	1	0
AUSTIN PEAY	12/02/15	*	18	5-8	.625	1-1	1.000	4-4	1.000	2	4	6	6.9	5	1	3
TEXAS STATE	12/06/15	*	19	2-6	.333	1-2	.500	0-0	.000	0	3	3	6.4	0	0	3
at Texas-San Antonio	12/12/15	*	8	1-1	1.000	0-0	.000	2-4	.500	0	2	2	5.9	5	0	0
Totals			9	207	27-57	47.4	8-20	40.0	27-34	79.4	12	41	53	5.9	31	9

Games played: 9
 Minutes per Game: 23.0
 Points per Game: 9.9
 FG Percent: 47.4
 3FG Percent: 40.0
 FT Percent: 79.4

Rebounds Per Game: 5.9
 Assists Per Game: 1.0
 Turnovers Per Game: 1.8
 Assist/Turnover Ratio: .6
 Steals Per Game: .3
 Blocks Per Game: 1.1

CAREER STATISTICS

Season	GP-GS	Min/Avg	Total		3-Ptr		F-Throws		Rebounds				PF	FO	A	TO	Blk	Stl	Pts	Avg
			FG-FGA	Pct	FG-FGA	Pct	FT-FTA	Pct	Off	Def	Tot	Avg								
2013-14	0-0	0/0.0	0-0	.000	0-0	.000	0-0	.000	0	0	0	.0	0	0	0	0	0	0	0	.0
2014-15	34-30	858/25.2	103-226	.456	34-84	.405	67-81	.827	47	149	196	5.8	110	5	19	55	12	13	307	9.0
2015-16	9-9	198/22.0	27-57	.474	8-20	.400	27-34	.794	12	41	53	5.9	31	2	9	16	10	3	89	9.9
Total	43-39	1056/24.6	130-283	.459	42-104	.404	94-115	.817	59	190	249	5.8	141	7	28	71	22	16	396	9.2



Game Ten • at Wisconsin



#25 | RASHAWN THOMAS

Jr. • F • 6-8 • 230 • Oklahoma City, Okla. • Southeast HS

INSIDE THE ISLANDER

- Scored 30 points for the second time this season with 30 and nine rebounds at UTSA.
- Named Southland Player of the Week for second straight week, averaging 13.5 points, 15.5 rebounds and 3.0 blocks per game in wins over Austin Peay (12/2) and Texas State (12/5).
- Scored 17 points and grabbed a career high 19 rebounds vs. Texas State. The 19 boards were second most ever by an Islander and his 10 offensive rebounds were tied for the program-record in a single game.
- Fourth in the Southland in scoring (16.2), first in rebounding (8.9), ninth in field goal percentage (.522), and first in blocks (2.6).
- His 2.56 blocks per game rank 24th in the nation.
- In the school records, ranks ninth in double figure scoring games (49), seventh in 20-point games (10), third in scoring average (12.9), eighth in field goal percentage (.557), 10th in free throws made (215), sixth in rebounds (471), fifth in blocks (96) and fourth in double-doubles (15).
- Became the first Islander since Michael Hicks in 2001 to score at least 30 points and grab at least 10 rebounds in a single game with 30 and 12 vs. Our Lady of the Lake (11/13).
- Named to Preseason All-Southland Conference First Team.
- Earned Second Team All-Southland Conference honors last season as a sophomore.
- Has lost around 30 pounds since last season, playing at just under 230 pounds this year.

GAME-BY-GAME

		#25 Rashawn Thomas																
		Total	3-Point		F-Throw		Rebounds		PF		A		TO		Blk		Pts	Avg
Opponent	Date	gs	min	fg-fga	fg%	3fg-fga	3fg%	f-fa	f%	off	def	tot	avg	pf	a	to	blk	stl
OUR LADY OF THE LAKE	11/13/15	*	24	11-15	.733	1-1	1.000	7-11	.636	8	4	12	12.0	2	3	3	4	1
at Texas A&M	11/19/15	*	16	4-8	.500	0-0	.000	0-0	.000	1	0	1	6.5	4	2	4	0	8
at Texas	11/21/15	*	25	5-14	.357	1-3	.333	0-0	.000	3	2	5	6.0	5	1	3	5	1
SAINT EDWARD'S	11/23/15	*	19	5-11	.455	0-0	.000	0-1	.000	4	4	8	6.5	4	1	3	3	10
vs Furman	11/26/15	*	22	6-11	.545	0-0	.000	0-0	.000	2	4	6	6.4	5	1	5	2	1
at Elon	11/27/15	*	24	8-11	.727	0-0	.000	2-3	.667	1	7	8	6.7	4	0	4	1	0
AUSTIN PEAY	12/02/15	*	37	5-14	.357	0-1	.000	0-1	.000	0	12	12	7.4	4	1	5	3	1
TEXAS STATE	12/05/15	*	36	5-12	.417	0-1	.000	7-12	.583	10	9	19	8.9	4	1	3	3	0
at Texas-San Antonio	12/12/15	*	35	11-19	.579	0-3	.000	8-14	.571	3	6	9	8.9	5	0	2	2	0
Totals			9	238	60-115	.522	2-9	.222	24-42	.571	32	48	80	8.9	37	10	32	23

Games played: 9
Minutes per Game: 26.4
Points per Game: 16.2
FG Percent: 52.2
3FG Percent: 22.2
FT Percent: 57.1

Rebounds Per Game: 8.9
Assists Per Game: 1.1
Turnovers Per Game: 3.6
Assist/Turnover Ratio: .3
Steals Per Game: .8
Blocks Per Game: 2.6

2015-16 HIGHS

Minutes 37 vs. Austin Peay, 12/2/15
Points 30 (2x), last at UTSA, 12/12/15
FG 11 (2x), last at UTSA, 12/12/15
FG Att. 19 at UTSA, 12/12/15
3FG 1 (2x), last at Texas, 11/21/15
3FG Att. 3 (2x), last at UTSA, 12/12/15
FT 8 at UTSA, 12/12/15
FT Att. 14 at UTSA, 12/12/15
Rebounds 19 vs. Texas State, 12/5/15
Assists 3 vs. OLLU, 11/13/15
Blocks 5 at Texas, 11/21/15
Steals 3 vs. St. Edward's, 11/23/15

CAREER HIGHS

Minutes 38 vs. New Orleans, 2/16/15
Points 30 (2x), last at UTSA, 12/12/15
FG 11 (2x), last at UTSA, 12/12/15
FG Att. 19 at UTSA, 12/12/15
3FG 1 (5x), last at Texas, 11/21/15
3FG Att. 3 (2x), last at UTSA, 12/12/15
FT 10 at SE La., 1/26/15
FT Att. 14 at UTSA, 12/12/15
Rebounds 19 vs. Texas State, 12/5/15
Assists 5 vs. Stephen F. Austin, 2/14/15
Blocks 6 vs. New Orleans, 2/16/15
Steals 3 (3x), last vs. St. Ed's, 11/23/15

CAREER STATISTICS

Season	GP-GS	Min/Avg	Total		3-Ptr		F-Throws		Rebounds				PF						Pts	Avg
			FG-FGA	Pct	FG-FGA	Pct	FT-FTA	Pct	Off	Def	Tot	Avg	PF	FO	A	TO	Blk	Stl		
2013-14	25-0	547/21.9	109-184	.592	3-11	.273	47-86	.547	40	89	129	5.2	66	3	12	49	33	16	268	10.7
2014-15	33-28	912/27.6	154-281	.548	0-6	.000	144-226	.637	95	167	262	7.9	121	5	34	103	40	18	452	13.7
2015-16	9-9	238/26.4	60-115	.522	2-9	.222	24-42	.571	32	48	80	8.9	38	4	10	32	23	7	146	16.2
Total	67-37	1697/25.3	323-580	.557	5-26	.192	215-354	.607	167	304	471	7.0	225	12	56	184	96	41	866	12.9



Game Ten • at Wisconsin

#31 | VIKTOR *JURICEK*

Sr. • F • 6-11 • 220 • Prievidza, Slovakia • South Alabama

INSIDE THE ISLANDER

- Scored eight points on perfect 3-of-3 from the field and two three-pointers at Texas A&M (11/21).
- Scored four points and grabbed five rebounds in 11 minutes off the bench in victory over Our Lady of the Lake (11/13).
- Scored 15 points and grabbed five rebounds in the Islanders' exhibition win over St. Mary's (Texas).
- Played in 29 games off the bench as a junior in 2014-15.
- Totaled 51 points and 24 rebounds last season.
- Played first two seasons at South Alabama.
- Attended Oakley College and played for the Canarias Basketball Academy.

2015-16 HIGHS

Minutes 19 at Texas A&M, 11/19/15
 Points 8 at Texas A&M, 11/19/15
 FG 3 at Texas A&M, 11/19/15
 FG Att. 5 at UTSA, 12/12/15
 3FG 2 at Texas A&M, 11/19/15
 3FG Att. 3 (2x), last at UTSA, 12/12/15
 FT 1 at Texas, 11/21/15
 FT Att. 2 at Texas, 11/21/15
 Rebounds 5 vs. OLLU, 11/13/15
 Assists 1 vs. OLLU, 11/13/15
 Blocks 1 at UTSA, 12/12/15
 Steals

CAREER HIGHS

Minutes 19 at Texas A&M, 11/19/15
 Points 10 vs. AMCC, 12/16/12 *USA
 FG 3 (2x), last at Texas A&M, 11/19/15
 FG Att. 8 at Radford, 11/29/14
 3FG 2 (2x), last at Texas A&M, 11/19/15
 3FG Att. 3 (2x), last at Texas, 11/21/15
 FT 4 (2x), last vs. Northwestern St., 1/20/15
 FT Att. 4 (5x), last vs. Northwestern St., 1/20/15
 Rebounds 5 (3x), last vs. OLLU, 11/13/15
 Assists 3 at Saint Louis, 11/23/14
 Blocks 1 (4x), last at UTSA, 12/12/15
 Steals 1 (4x), last at New Orleans, 1/24/15

GAME-BY-GAME

#31 Viktor Juricek																				
Opponent	Date	gs	min	Total		3-Point		F-Throw		Rebounds										
				fg-fga	fg%	3fg-fga	3fg%	ft-fga	ft%	off	def	tot	avg	pf	a	to	blk	stl	pts	avg
OUR LADY OF THE LAKE	11/13/15	11		2-4	.500	0-0	.000	0-0	.000	2	3	5	5.0	0	1	0	0	0	4	4.0
at Texas A&M	11/19/15	11		3-3	1.000	2-2	1.000	0-0	.000	0	2	2	3.5	3	0	2	0	0	8	6.0
at Texas	11/21/15	11		0-4	.000	0-3	.000	1-2	.500	2	0	2	3.0	1	0	0	0	0	1	4.3
SAINT EDWARD'S	11/23/15	3		0-0	.000	0-0	.000	0-0	.000	0	0	0	2.3	0	0	0	0	0	0	3.3
at Elon	11/27/15	10		1-1	1.000	1-1	1.000	0-0	.000	0	1	1	2.0	1	0	0	0	0	3	3.2
TEXAS STATE	12/05/15	12		1-1	1.000	1-1	1.000	0-0	.000	0	0	0	1.7	2	0	0	0	0	3	3.2
at Texas-San Antonio	12/12/15	10		1-5	.200	1-3	.333	0-0	.000	0	2	2	1.7	1	0	0	1	0	3	3.1
Totals		0	68	8-18	.444	5-10	.500	1-2	.500	4	8	12	1.7	8	1	2	1	0	22	3.3

Games played: 7
 Minutes per Game: 9.7
 Points per Game: 3.1
 FG Percent: 44.4
 3FG Percent: 50.0
 FT Percent: 50.0

Rebounds Per Game: 1.7
 Assists Per Game: .1
 Turnovers Per Game: .3
 Assist/Turnover Ratio: .5
 Steals Per Game: .0
 Blocks Per Game: .1

CAREER STATISTICS

Season	GP-GS	Min/Avg	Total		3-Ptr		F-Throws		Rebounds								Pts	Avg
			FG-FGA	Pct	FG-FGA	Pct	FT-FTA	Pct	Off	Def	Tot	Avg	PF	FO	A	TO	Blk	Stl
2014-15	29-0	198/6.8	14-47	.298	5-21	.238	18-24	.750	14	10	24	.8	41	1	5	23	2	3
2015-16	7-0	76/10.9	8-18	.444	5-10	.500	1-2	.500	4	8	12	1.7	8	0	1	2	1	0
Total	36-0	274/7.6	22-65	.338	10-31	.323	19-26	.731	18	18	36	1.0	49	1	6	25	3	3



Game Ten • at Wisconsin



#34 | DALE FRANCIS

Sr. • F • 6-8 • 260 • Leighton Buzzard, England • Canarias Acad.

INSIDE THE ISLANDER

- Recorded season highs of four points, four rebounds, one assist and one steal in 19 minutes at UTSA (12/12).
- Scored three points on 1-of-2 from beyond the arc in 10 minutes off the bench in win over Our Lady of the Lake (11/13).
- Appeared in 30 games making 10 starts as a junior in 2014-15.
- Averaged 2.1 points and just under one rebound per game last season.
- Went 19-for-57 (.333) from beyond the arc.

2015-16 HIGHS

Minutes 19 at UTSA, 12/12/15
 Points 4 at UTSA, 12/12/15
 FG 2 at UTSA, 12/12/15
 FG Att. 3 vs. Furman, 11/26/15
 3FG 1 vs. OLLU, 11/13/15
 3FG Att. . . 2 (3x), last vs. Austin Peay, 12/2/15
 FT
 FT Att.
 Rebounds 4 at UTSA, 12/12/15
 Assists 1 at UTSA, 12/12/15
 Blocks
 Steals 1 at UTSA, 12/12/15

CAREER HIGHS

Minutes 31 at Nicholls, 1/24/13
 Points ... 11 at Cal State Northridge, 12/20/14
 FG 5 at Central Arkansas, 2/14/13
 FG Att. 7 at Central Arkansas, 2/14/13
 3FG 3 at Cal State Northridge, 12/20/14
 3FG Att. . . 5 at Cal State Northridge, 12/20/14
 FT 2 at Cal State Northridge, 12/20/14
 FT Att. . . 2 (3x), last at Abilene Christian, 2/24/15
 Rebounds. . . 5 (3x), last at Nicholls, 1/24/13
 Assists 1 (7x), last at UTSA, 12/12/15
 Blocks. . . 1 (13x), last vs. New Orleans, 3/12/15
 Steals 2 at Lamar, 1/12/13

GAME-BY-GAME

		#34 Dale Francis																		
		Total		3-Point		F-Throw		Rebounds												
Opponent	Date	gs	min	fg-fga	fg%	3fg-fga	3fg%	ft-fa	ft%	off	def	tot	avg	pf	a	to	blk	stl	pts	avg
OUR LADY OF THE LAKE	11/13/15	10		1-2	.500	1-2	.500	0-0	.000	1	1	2	2.0	4	0	0	0	0	3	3.0
at Texas A&M	11/19/15	9		0-2	.000	0-2	.000	0-0	.000	0	0	0	1.0	3	0	1	0	0	0	1.5
at Texas	11/21/15	9		0-0	.000	0-0	.000	0-0	.000	0	1	1	1.0	0	0	0	0	0	0	1.0
SAINT EDWARD'S	11/23/15	2		0-1	.000	0-1	.000	0-0	.000	0	0	0	0.0	0	0	0	0	0	0	0.0
vs Furman	11/26/15	15		1-3	.333	0-1	.000	0-0	.000	0	2	2	1.0	2	0	1	0	0	2	1.0
at Elon	11/27/15	13		0-0	.000	0-0	.000	0-0	.000	0	1	1	1.0	4	0	0	0	0	0	0.8
AUSTIN PEAY	12/02/15	16		0-2	.000	0-2	.000	0-0	.000	0	1	1	1.0	3	0	0	0	0	0	0.7
TEXAS STATE	12/05/15	8		0-1	.000	0-1	.000	0-0	.000	0	1	1	1.0	2	0	0	0	0	0	0.6
at Texas-San Antonio	12/12/15	19		2-2	1.000	0-0	.000	0-0	.000	1	3	4	1.3	2	1	0	0	1	4	1.0
Totals		0	101	4-13	.308	1-9	.111	0-0	.000	2	10	12	1.3	20	1	2	0	1	9	1.0

Games played: 9
 Minutes per Game: 11.2
 Points per Game: 1.0
 FG Percent: 30.8
 3FG Percent: 11.1
 FT Percent: .0

Rebounds Per Game: 1.3
 Assists Per Game: .1
 Turnovers Per Game: .2
 Assist/Turnover Ratio: .5
 Steals Per Game: .1
 Blocks Per Game: .0

CAREER STATISTICS

Season	GP-GS	Min/Avg	Total		3-Ptr		F-Throws		Rebounds												Pts	Avg
			FG-FGA	Pct	FG-FGA	Pct	FT-FTA	Pct	Off	Def	Tot	Avg	PF	FO	A	TO	Blk	Stl				
2012-13	29-18	441/15.2	29-62	.468	0-0	.000	0-2	.000	26	33	59	2.0	75	1	3	21	7	8	58	2.0		
2013-14	26-0	126/4.8	8-16	.500	3-4	.750	0-2	.000	3	10	13	.5	32	1	1	10	2	0	19	.7		
2014-15	30-10	362/12.1	21-65	.323	19-57	.333	3-4	.750	11	17	28	.9	65	1	3	5	4	4	64	2.1		
2015-16	9-0	101/11.2	4-13	.308	1-9	.111	0-0	.000	2	10	12	1.3	20	0	1	2	0	1	9	1.0		
Total	94-28	1030/11.0	62-156	.397	23-70	.329	3-8	.375	42	70	112	1.2	192	3	8	38	13	13	150	1.6		



2015-16 Texas A&M-Corpus Christi Men's Basketball Game Notes

Game Ten • at Wisconsin

OVERALL STATISTICS

RECORD:	OVERALL	HOME	AWAY	NEUTRAL
All Games	7-2	4-0	2-2	1-0
Conference	0-0	0-0	0-0	0-0
Non-conference	7-2	4-0	2-2	1-0

## Player	gp-gs	min	avg	Total		3-Point		F-Throw		Rebounds				pf	dq	a	to	blk	stl	pts	avg
				fg-fga	fg%	3fg-fga	3fg%	ft-fa	ft%	off	def	tot	avg								
25 Rashawn Thomas	9-9	238	26.4	60-115	.522	2-9	.222	24-42	.571	32	48	80	8.9	37	3	10	32	23	7	146	16.2
00 Brandon Pye	9-9	258	28.7	35-87	.402	22-52	.423	15-19	.789	1	12	13	1.4	13	0	10	9	0	8	107	11.9
23 Bryce Douvier	9-9	207	23.0	27-57	.474	8-20	.400	27-34	.794	12	41	53	5.9	31	2	9	16	10	3	89	9.9
03 Joe Kilgore	9-0	176	19.6	26-52	.500	4-12	.333	18-23	.783	13	14	27	3.0	12	0	13	7	8	4	74	8.2
01 Hameed Ali	9-9	259	28.8	20-78	.256	6-33	.182	26-29	.897	7	18	25	2.8	21	0	48	23	1	26	72	8.0
11 Jelani Currie	9-9	201	22.3	18-44	.409	2-9	.222	14-21	.667	14	18	32	3.6	16	0	10	12	3	8	52	5.8
04 Ehab Amin	9-0	117	13.0	13-40	.325	3-15	.200	21-26	.808	6	19	25	2.8	19	1	12	15	1	16	50	5.6
31 Viktor Juricek	7-0	68	9.7	8-18	.444	5-10	.500	1-2	.500	4	8	12	1.7	8	0	1	2	1	0	22	3.1
12 Jake Kocher	7-0	69	9.9	8-15	.533	1-3	.333	2-2	1.000	2	14	16	2.3	9	0	3	1	0	3	19	2.7
13 Kareem South	4-0	29	7.3	1-7	.143	0-2	.000	2-2	1.000	4	0	4	1.0	5	0	3	3	0	0	4	1.0
34 Dale Francis	9-0	101	11.2	4-13	.308	1-9	.111	0-0	.000	2	10	12	1.3	20	0	1	2	0	1	9	1.0
22 Emmanuel Toney	8-0	69	8.6	1-7	.143	0-3	.000	3-4	.750	1	7	8	1.0	15	0	5	6	1	2	5	0.6
15 David Bloom	1-0	2	2.0	0-0	.000	0-0	.000	0-0	.000	0	1	1	1.0	1	0	0	1	0	0	0	0.0
05 T.J. Traylor	1-0	6	6.0	0-2	.000	0-0	.000	0-0	.000	0	3	3	3.0	0	0	0	0	0	0	0	0.0
TM TEAM										18	14	32		1		4					
Texas A&M-Corpus Christi	9	1800		221-535	.413	54-177	.305	153-204	.750	116	227	343	38.1	208	6	125	133	48	78	649	72.1
Opponents	9	1800		187-508	.368	60-193	.311	166-231	.719	120	223	343	38.1	195	6	100	148	21	60	600	66.7

Team Statistics	AMCC	OPP
SCORING	649	600
Points per game	72.1	66.7
Scoring margin	+5.4	-
FIELD GOALS-ATT	221-535	187-508
Field goal pct	.413	.368
3 POINT FG-ATT	54-177	60-193
3-point FG pct	.305	.311
3-pt FG made per game	6.0	6.7
FREE THROW-ATT	153-204	166-231
Free throw pct	.750	.719
F-Throws made per game	17.0	18.4
REBOUNDS	343	343
Rebounds per game	38.1	38.1
Rebounding margin	.0	-
ASSISTS	125	100
Assists per game	13.9	11.1
TURNOVERS	133	148
Turnovers per game	14.8	16.4
Turnover margin	+1.7	-
Assist/turnover ratio	.9	.7
STEALS	78	60
Steals per game	8.7	6.7
BLOCKS	48	21
Blocks per game	5.3	2.3
Attendance	4447	18869
Home game-Avg/Game	4-1112	4-4565
Neutral site-Avg/game		1-611

Date	Opponent	Score	Att.
11/13/15	OUR LADY OF THE LAKE	w 94-72	1045
11/19/15	at Texas A&M	L 70-95	5392
11/21/15	at Texas	L 56-67	11315
11/23/15	SAINT EDWARD'S	w 78-50	868
11/26/15	vs Furman	w 73-69	611
11/27/15	at Elon	w 85-81	847
12/02/15	AUSTIN PEAY	w 61-48	948
12/05/15	TEXAS STATE	w 47-39	1586
12/12/15	at Texas-San Antonio	w 85-79	704

* Conference game

Score by periods	1st	2nd	Total
Opponents	259	341	600
Texas A&M-Corpus Christi	298	351	649



2015-16 Texas A&M-Corpus Christi Men's Basketball Game Notes

Game Ten • at Wisconsin

GAME-BY-GAME STATISTICS

Team Statistics

Opponent	Date	Score		Total		3-Point		F-Throw		Rebounds										
				fg-fga	fg%	3fg-fga	3fg%	ft-fa	ft%	off	def	tot	avg	pf	a	to	blk	stl	pts	avg
OUR LADY OF THE LAKE	11/13/15	94-72	W	31-65	.477	6-19	.316	26-36	.722	19	32	51	51.0	30	20	26	6	10	94	94.0
at Texas A&M	11/19/15	70-95	L	23-58	.397	6-21	.286	18-20	.900	8	18	26	38.5	24	14	16	2	5	70	82.0
at Texas	11/21/15	56-67	L	18-72	.250	8-28	.286	12-15	.800	22	20	42	39.7	19	13	14	6	10	56	73.3
SAINT EDWARD'S	11/23/15	78-50	W	29-67	.433	8-23	.348	12-19	.632	15	32	47	41.5	17	15	12	6	12	78	74.5
vs Furman	11/26/15	73-69	W	25-52	.481	7-17	.412	16-23	.696	8	23	31	39.4	23	14	14	6	8	73	74.2
at Elon	11/27/15	85-81	W	32-61	.525	5-14	.357	16-20	.800	11	24	35	38.7	25	15	11	3	7	85	76.0
AUSTIN PEAY	12/02/15	61-48	W	20-48	.417	4-14	.286	17-20	.850	6	27	33	37.9	20	11	17	6	10	61	73.9
TEXAS STATE	12/05/15	47-39	W	15-51	.294	5-21	.238	12-18	.667	16	26	42	38.4	24	8	16	8	8	47	70.5
at Texas-San Antonio	12/12/15	85-79	W	28-61	.459	5-20	.250	24-33	.727	11	25	36	38.1	26	15	7	5	8	85	72.1
Texas A&M-Corpus Christi		649		221-535	.413	54-177	.305	153-204	.750	116	227	343	38.1	208	125	133	48	78	649	72.1
Opponents		600		187-508	.368	60-193	.311	166-231	.719	120	223	343	38.1	195	100	148	21	60	600	66.7

Games played: 9
Points per Game: 72.1
FG Percent: 41.3
3FG Percent: 30.5
FT Percent: 75.0

Rebounds Per Game: 38.1
Assists Per Game: 13.9
Turnovers Per Game: 14.8
Assist/Turnover Ratio: .9
Steals Per Game: 8.7
Blocks Per Game: 5.3



2015-16 Texas A&M-Corpus Christi Men's Basketball Game Notes

Game Ten • at Wisconsin

GAME-BY-GAME HIGHS

Opponent	Date	Score	Points	Rebounds	Assists	Steals	Blocked Shots
OUR LADY OF THE LAKE	11/13/15	94-72	(30)Rashawn Thomas	(12)Rashawn Thomas	(4)Jelani Currie	(5)Hameed Ali	(4)Rashawn Thomas
at Texas A&M	11/19/15	70-95	(28)Bryce Duvier	(9)Bryce Duvier	(4)Hameed Ali	(3)Hameed Ali	(1)Hameed Ali (1)Jelani Currie
at Texas	11/21/15	56-67	(14)Bryce Duvier	(9)Bryce Duvier	(4)Hameed Ali	(5)Ehab Amin	(5)Rashawn Thomas
SAINT EDWARD'S	11/23/15	78-50	(17)Joe Kilgore (17)Brandon Pye	(9)Joe Kilgore	(8)Hameed Ali	(3)Rashawn Thomas (3)Hameed Ali	(3)Rashawn Thomas
vs Furman	11/26/15	73-69	(19)Brandon Pye	(6)Bryce Duvier (6)Rashawn Thomas (6)Ehab Amin	(6)Hameed Ali	(2)Jelani Currie	(3)Bryce Duvier
at Elon	11/27/15	85-81	(18)Jelani Currie (18)Rashawn Thomas	(8)Rashawn Thomas	(5)Hameed Ali	(3)Hameed Ali	(1)Ehab Amin (1)Bryce Duvier (1)Rashawn Thomas
AUSTIN PEAY	12/02/15	61-48	(16)Brandon Pye	(12)Rashawn Thomas	(5)Hameed Ali	(4)Hameed Ali	(3)Rashawn Thomas
TEXAS STATE	12/05/15	47-39	(17)Rashawn Thomas	(19)Rashawn Thomas	(5)Hameed Ali	(4)Hameed Ali	(3)Joe Kilgore (3)Rashawn Thomas
at Texas-San Antonio	12/12/15	85-79	(30)Rashawn Thomas	(9)Rashawn Thomas	(9)Hameed Ali	(4)Brandon Pye	(2)Rashawn Thomas



Game Ten • at Wisconsin

PLAYER HIGHS

Texas A&M-Corpus Christi - INDIVIDUAL GAME HIGHS

Points	30	Thomas, Rashawn OUR LADY OF THE LAKE (11/13/15)
	30	Thomas, Rashawn at Texas-San Antonio (12/12/15)
Field Goals Made	11	Thomas, Rashawn OUR LADY OF THE LAKE (11/13/15)
	11	Thomas, Rashawn at Texas-San Antonio (12/12/15)
Field Goals Att.	19	Thomas, Rashawn at Texas-San Antonio (12/12/15)
	16	Douvier, Bryce at Texas A&M (11/19/15)
FG Pct (min 5 made)	.733 (11-15)	Thomas, Rashawn OUR LADY OF THE LAKE (11/13/15)
	.727 (8-11)	Thomas, Rashawn at Elon (11/27/15)
3-Point FG Made	5	Pye, Brandon vs Furman (11/26/15)
	3	Pye, Brandon OUR LADY OF THE LAKE (11/13/15)
	3	Douvier, Bryce at Texas A&M (11/19/15)
	3	Pye, Brandon at Texas (11/21/15)
	3	Pye, Brandon SAINT EDWARD'S (11/23/15)
	3	Ali, Hameed SAINT EDWARD'S (11/23/15)
	3	Pye, Brandon AUSTIN PEAY (12/02/15)
	3	Pye, Brandon at Texas-San Antonio (12/12/15)
3-Point FG Att.	9	Pye, Brandon at Texas-San Antonio (12/12/15)
	8	Pye, Brandon SAINT EDWARD'S (11/23/15)
3-Pt FG Pct (min 2 made)	1.000 (2-2)	Juricek, Viktor at Texas A&M (11/19/15)
	.714 (5-7)	Pye, Brandon vs Furman (11/26/15)
Free Throws Made	9	Douvier, Bryce at Texas A&M (11/19/15)
	8	Thomas, Rashawn at Texas-San Antonio (12/12/15)
Free Throws Att.	14	Thomas, Rashawn at Texas-San Antonio (12/12/15)
	12	Thomas, Rashawn TEXAS STATE (12/05/15)
FT Pct (min 3 made)	1.000 (6-6)	Amin, Ehab at Texas-San Antonio (12/12/15)
	1.000 (5-5)	Ali, Hameed AUSTIN PEAY (12/02/15)
	1.000 (4-4)	Amin, Ehab at Texas A&M (11/19/15)
	1.000 (4-4)	Douvier, Bryce AUSTIN PEAY (12/02/15)
	1.000 (3-3)	Kilgore, Joe at Elon (11/27/15)
Rebounds	19	Thomas, Rashawn TEXAS STATE (12/05/15)
	12	Thomas, Rashawn AUSTIN PEAY (12/02/15)
	12	Thomas, Rashawn OUR LADY OF THE LAKE (11/13/15)
Assists	9	Ali, Hameed at Texas-San Antonio (12/12/15)
	8	Ali, Hameed SAINT EDWARD'S (11/23/15)
Steals	5	Ali, Hameed OUR LADY OF THE LAKE (11/13/15)
	5	Amin, Ehab at Texas (11/21/15)
Blocked Shots	5	Thomas, Rashawn at Texas (11/21/15)
	4	Thomas, Rashawn OUR LADY OF THE LAKE (11/13/15)
Turnovers	6	Amin, Ehab OUR LADY OF THE LAKE (11/13/15)
	5	Ali, Hameed OUR LADY OF THE LAKE (11/13/15)
	5	Thomas, Rashawn vs Furman (11/26/15)
	5	Thomas, Rashawn AUSTIN PEAY (12/02/15)
Fouls	5	Amin, Ehab OUR LADY OF THE LAKE (11/13/15)
	5	Thomas, Rashawn at Texas (11/21/15)
	5	Thomas, Rashawn vs Furman (11/26/15)
	5	Douvier, Bryce AUSTIN PEAY (12/02/15)
	5	Douvier, Bryce at Texas-San Antonio (12/12/15)
	5	Thomas, Rashawn at Texas-San Antonio (12/12/15)



Game Ten • at Wisconsin

TEAM HIGHS

Texas A&M-Corpus Christi - TEAM GAME HIGHS

Points	94	OUR LADY OF THE LAKE (11/13/15)
	85	at Texas-San Antonio (12/12/15)
	85	at Elon (11/27/15)
	73	vs Furman (11/26/15)
Field Goals Made	32	at Elon (11/27/15)
	29	SAINT EDWARD'S (11/23/15)
Field Goal Attempts	72	at Texas (11/21/15)
	65	OUR LADY OF THE LAKE (11/13/15)
Field Goal Percentage	.525 (32-61)	at Elon (11/27/15)
	.477 (31-65)	OUR LADY OF THE LAKE (11/13/15)
3 PT Field Goals Made	8	SAINT EDWARD'S (11/23/15)
	8	at Texas (11/21/15)
	6	OUR LADY OF THE LAKE (11/13/15)
3 PT Field Goals Attempted	28	at Texas (11/21/15)
	21	at Texas A&M (11/19/15)
3 PT Field Goal Percentage	.412 (7-17)	vs Furman (11/26/15)
	.348 (8-23)	SAINT EDWARD'S (11/23/15)
Free Throws Made	26	OUR LADY OF THE LAKE (11/13/15)
	18	at Texas A&M (11/19/15)
Free Throws Attempts	36	OUR LADY OF THE LAKE (11/13/15)
	23	vs Furman (11/26/15)
Free Throw Percentage	.900 (18-20)	at Texas A&M (11/19/15)
	.800 (16-20)	at Elon (11/27/15)
Rebounds	51	OUR LADY OF THE LAKE (11/13/15)
	42	TEXAS STATE (12/05/15)
Assists	20	OUR LADY OF THE LAKE (11/13/15)
	14	at Texas A&M (11/19/15)
Steals	12	SAINT EDWARD'S (11/23/15)
	8	TEXAS STATE (12/05/15)
Blocked Shots	8	TEXAS STATE (12/05/15)
	5	at Texas-San Antonio (12/12/15)
Turnovers	26	OUR LADY OF THE LAKE (11/13/15)
	16	TEXAS STATE (12/05/15)
Fouls	30	OUR LADY OF THE LAKE (11/13/15)
	26	at Elon (11/27/15)



G3 • Texas 67, Islanders 56

[illegible]

G6 • Islanders 85, Elon 81

[illegible]

G9 • Islanders 85, UTSA 79

[illegible]

Game Ten • at Wisconsin

TV/RADIO ROSTER



#0 | Brandon Pye
Sr. • G • 6-0 • 175
Mansfield, Texas




#1 | Hameed Ali
r-Sr. • G • 6-2 • 180
Hayward, Calif.



#2 | Cole Martinez
Sr. • G • 6-2 • 185
San Antonio, Texas



#3 | Joe Kilgore
So. • G • 6-5 • 185
Spring, Texas



#4 | Ehab Amin
So. • G • 6-3 • 200
Alexandria, Egypt



#5 | T.J. Traylor
Sr. • F • 6-8 • 215
Los Angeles, Calif.



#10 | Kyle Brown
Fr. • G • 5-10 • 150
Fresno, Texas




#11 | Jelani Currie
Sr. • G • 6-4 • 190
Albany, N.Y.



#12 | Jake Kocher
r-Jr. • G • 6-3 • 180
Austin, Texas



#13 | Kareem South
Fr. • G • 6-2 • 185
Toronto, Ontario



#15 | David Bloom
So. • G • 6-4 • 205
Plano, Texas




#22 | Emmanuel Toney
Jr. • G • 6-2 • 185
Bowie, Md.



#23 | Bryce Douvier
r-Sr. • F • 6-7 • 235
Sedgwick, Kan.



#25 | Rashawn Thomas
Jr. • F • 6-8 • 230
Oklahoma City, Okla.



#31 | Viktor Juricek
Sr. • F • 6-11 • 220
Prievidza, Slovakia




#34 | Dale Francis
Sr. • F • 6-8 • 260
Leighton Buzzard, England




Willis Wilson
Head Coach
Fifth Season



Marty Gross
Assoc. Head Coach
Fifth Season



Mark Dannhoff
Assistant Coach
Fifth Season



Yaphett King
Assistant Coach
Fourth Season

