



WISCONSIN VOLLEYBALL

2 NCAA National Championship Appearances • 18 NCAA Tournaments • 25 All-Americans • 5 Big Ten Championships

Nov. 9, 2015

Diane Nordstrom, Associate Director • Office: (608) 262-9024 • Cell: (608) 658-3644 • dkn@athletics.wisc.edu

2015 SCHEDULE

Overall: 18-6 (Home 10-2, Away 6-3, Neutral 2-1)

(3-set: 13-1; 4-set: 5-2; 5-set: 0-3)

Big Ten: 10-4 (Home: 6-1, Away 4-3)

(3-set: 7-1; 4-set: 3-1; 5-set: 0-2)

Date	Opponent	Time
AUG. 28	HOTELRED INVITATIONAL	
	vs. Western Kentucky	L, 1-3

AUG. 29	HOTELRED INVITATIONAL	
	vs. Colgate	W, 3-0
	vs. Coll of Charleston	W, 3-0

Sept. 4	at ACC/Big Ten Challenge, Louisville, Ky.	
	vs. #18 North Carolina	W, 3-0
Sept. 5	at ACC/Big Ten Challenge, Louisville, Ky.	
	vs. Louisville	W, 3-1

SEPT. 10	BADGER CLASSIC	
	vs. Georgia	W, 3-0

SEPT. 11	BADGER CLASSIC	
	vs. Kent State	W, 3-0

Sept. 18	at Creighton Classic, Omaha, Neb.	
	vs. Kansas State	W, 3-1

Sept. 19	at Creighton Classic, Omaha, Neb.	
	vs. Creighton	W, 3-0
	vs. Arkansas	L, 2-3

Sept. 23	at #1 Penn State (BTN)	L, 0-3
Sept. 27	at #12 Ohio State	L, 2-3

SEPT. 30	#7 ILLINOIS (BTN)	W, 3-1
-----------------	--------------------------	--------

OCT. 4	NORTHWESTERN	W, 3-0
---------------	---------------------	--------

Oct. 9	at Rutgers	W, 3-0
--------	------------	--------

Oct. 10	at Maryland	W, 3-0
---------	-------------	--------

OCT. 14	#11 MINNESOTA	L, 2-3
----------------	----------------------	--------

Oct. 17	at #11 Minnesota	L, 1-3
---------	------------------	--------

Oct. 23	at Iowa (BTN)	W, 3-0
---------	---------------	--------

Oct. 24	at #3 Nebraska	W, 3-1
---------	----------------	--------

OCT. 30	#17 PURDUE (BTN)	W, 3-1
----------------	-------------------------	--------

NOV. 1	INDIANA	W, 3-0
---------------	----------------	--------

NOV. 6	#25 MICHIGAN	W, 3-0
---------------	---------------------	--------

NOV. 8	MICHIGAN STATE (ESPN2)	W, 3-0
---------------	-------------------------------	--------

Nov. 11	at Michigan (BTN)	6:30 p.m.
---------	-------------------	-----------

NOV. 14	IOWA	7 p.m.
----------------	-------------	--------

Nov. 18	at #16 Illinois (BTN)	8 p.m.
---------	-----------------------	--------

NOV. 22	#14 OHIO STATE	1 p.m.
----------------	-----------------------	--------

NOV. 25	RUTGERS	7 p.m.
----------------	----------------	--------

Nov. 28	at #17 Purdue	TBA
---------	---------------	-----

Dec. 4-6 at NCAA First and Second Rounds, TBA

Dec. 11-12 at NCAA Regionals

(Austin, Texas; Des Moines, Iowa,
Lexington, Ky.; San Diego, Calif.)

Dec. 17&19 at NCAA Championship,
CenturyLink Center, Omaha, Neb.

All home matches, in **CAPS**, held at the UW Field House,
1450 Monroe St. All times Central.

AVCA rank at time of match

No. 11 WISCONSIN (18-6, 10-4) vs. MICHIGAN (16-9, 6-8)

WEDNESDAY, NOV. 11 • 6:30 P.M. • UW FIELD HOUSE • MADISON, WIS.

TV Big Ten Network
Radio The Mic 92.1 with Jon Arias and Diane Nordstrom
Live Stats Gametracker
Mobile App Badger Gameday
All-Time vs. Michigan Wisconsin leads 40-19
All-Time in Ann Arbor Wisconsin leads 20-12
In 2014 UW won both matches, 3-2, in Ann Arbor and 3-0 in Madison



WISCONSIN BADGERS

Head Coach Kelly Sheffield
 Record at UW (Years) 77-19 (3rd)



MICHIGAN WOLVERINES

Head Coach Mark Rosen
 Record at Michigan (Years) 335-217 (17th)

No. 11 WISCONSIN (18-6, 10-4) vs. IOWA (12-15, 2-12)

SATURDAY, NOV. 14 • 7 P.M. • UW FIELD HOUSE • MADISON, WIS.

Video BTN Plus
Radio The Mic 92.1 with Jon Arias and Pete Waite
Live Stats www.sidearmstats.com/wisconsin/wvball/
Mobile App Badger Gameday
All-Time vs. Iowa Wisconsin
All-Time in Madison Wisconsin leads 26-9-1
In 2014 Badgers won both meetings 3-0



WISCONSIN BADGERS

Head Coach Kelly Sheffield
 Record at UW (Years) 77-19 (3rd)



IOWA HAWKEYES

Head Coach Bond Shymansky
 Record at Iowa (Years) 26-32 (2nd)

- The No. 11 Badgers (18-6, 10-4 Big Ten) have a split week of Big Ten play, traveling to Michigan (16-9, 6-8) on Wednesday to face the Wolverines for the second time in five days. First serve is at 6:30 p.m. from Cliff Keen Arena in Ann Arbor, Michigan, live on the Big Ten Network.
 Wisconsin returns home on Saturday to take on Iowa (12-15, 2-12) for the second time this season at 7 p.m. from the UW Field House.
- Wisconsin extended its winning streak to six matches with two victories at home last weekend. The Badgers downed No. 25 Michigan, 3-0, on Friday and Michigan State, 3-0, on Sunday. UW has swept its last three opponents.
- Head coach **Kelly Sheffield** picked up his 350th career win against Michigan State on Sunday. The third-year Badger leader is 350-151 in his 13th year as a head coach.
- Junior **Haleigh Nelson** has been on fire with her hitting the last three matches. The 6-4 middle blocker has hit better than .500 in all three contests, averaging .558 percent over the stretch. She also averages 3.56 kills and 1.44 blocks per set.
- Junior **Lauren Carlini** broke her own school record, putting up 44 assists vs. Michigan on Friday. The 6-1 setter broke her own 25-point rally scoring mark of 43 assists, set on Aug. 29 vs. Colgate.

2015 Roster

Probable Starters

No.	Name	Pos.	Yr.	KPS	%	APS	SAPS	DPS	BPS	Other
1	Lauren Carlini	S	Jr.	0.76	.250	11.79	0.15	2.74	0.82	10 double-doubles on season
2	Romana Krišková	OH	RS Jr.	2.32	.273	0.03	0.00	0.41	0.76	Hit 1,000 career kills at Maryland
3	Laurn Gillis	OH	So.	3.19	.231	0.12	0.01	2.13	0.39	Career high 20K at Minnesota
4	Kelli Bates	OH	So.	3.12	.210	0.31	0.13	2.74	0.52	Nine double-doubles this year
6	Taylor Morey	L	Sr.	0.01	.000	0.82	0.11	4.51	0.00	Team dig leader in 20 matches
11	Tionna Williams	MB	Fr.	2.14	.300	0.04	0.00	0.20	1.35	Career high 16K vs. Arkansas
13	Haleigh Nelson	MB	Jr.	2.46	.404	0.11	0.26	0.56	1.21	Career high 18K vs. Arkansas

Off the Bench

7	Amber MacDonald	DS	Fr.	0.00	.000	0.32	0.13	2.01	0.00	Double-figure digs in 6 matches
10	Tori Blake	MB	Jr.	1.00	.344	0.00	0.00	0.13	0.67	Career high 7K vs. WKU
14	Madison Duello	OH	Fr.	0.55	.053	0.04	0.04	0.34	0.17	Career high 5K, 2B vs. Colgate

Wisconsin 14.20 .253 13.54 0.81 15.49 2.72
Opponents 11.89 .161 11.39 0.86 13.86 2.17

Head Coach: Kelly Sheffield (UW Record: 77-19/3rd year; Career Record: 350-131/15th year)

Assistant Coaches: Brittany Dildine, Gary White

Volunteer Assistant Coach: Megan Campbell

Director of Operations: Jessica Williams



www.facebook.com/WisconsinVolleyball



@BadgerVB



wisconsinvolleyball

AVCA TOP 25 COACHES POLL, 11-9

No.	School (1st place)	Points	Record	Last
1	Penn State (35)	1551	23-2	1
2	USC (23)	1542	25-1	2
3	Washington (6)	1490	22-2	3
4	Minnesota	1404	21-3	4
5	Texas	1323	20-2	5
6	Stanford	1216	17-5	7
7	Hawai'i	1200	22-1	6
8	Nebraska	1161	20-4	8
9	UCLA	1123	20-4	9
10	Kansas	1073	22-1	10
11	Wisconsin	961	18-6	13
12	BYU	870	21-3	14
13	Colorado State	779	21-3	15
14	Ohio State	687	20-6	12
15	Florida	681	18-5	11
16	Illinois	577	17-8	18
17	Purdue	572	18-7	16
18	Kentucky	460	18-7	21
19	Arizona	406	16-10	19
20	Florida State	380	19-6	17
21	Arizona State	366	18-7	20
22	Louisville	253	19-5	22
23	San Diego	194	18-7	22
24	Western Kentucky	122	26-3	24
25	North Carolina	94	15-8	NR

Others receiving votes: Arkansas State 71; SMU 69; Texas A&M 62; Michigan 46; Long Beach State 21; Creighton 14; Colorado 11; Missouri 11

RICKKERN.COM POLL, 11-9

No.	School	Points
1	USC	588
2	Washington	574
3	Minnesota	559
4	Penn State	558
5	Texas	506
6	Nebraska	491
7	Stanford	472
8	UCLA	462
9	Hawaii	442
10	Wisconsin	423
11	Kansas	392
12	BYU	384
13	Ohio State	336
14	Illinois	326
15	Florida	325
16	Purdue	300
17	Colorado State	295
18	Arizona	229
19	Kentucky	209
20	Arizona State	198
21	Florida State	194
22	Michigan	173
23	Louisville	158
24	Texas A&M	151
25	San Diego	121

Others receiving votes: North Carolina 100; Michigan State 81; Colorado 54; Western Kentucky 50; SMU 44; Loyola Marymount 23; Long Beach State 17; Arkansas State 16; Iowa State 15; Oregon 12; Missouri 12; Northwestern 6; New Mexico State 3

WINNING STREAK AT SIX

Wisconsin extended its winning streak to six matches with two victories at home last weekend. The Badgers downed No. 25 Michigan, 3-0, on Friday and Michigan State, 3-0, on Sunday.

UW has swept its last three opponents, upping its season mark to 13-1 in three-set matches. The Badgers have won their last 11 sets.

SHEFFIELD WINS NO. 350

Head coach **Kelly Sheffield** picked up his 350th career win against Michigan State on Sunday. The third-year Badger leader is 350-151 in his 13th year as a head coach.

Sheffield is 77-19 in his third year on the UW bench.

CARLINI COUNTING DOWN TO 1,000 DIGS

Junior **Lauren Carlini** needs just 46 digs for 1,000 in her career. The 6-1 setter will become the 16th Badger to earn a grand saves.

On the UW career record list, Carlini already ranks fifth in assists per set (11.34), sixth in total assists (3,766) and is tied for ninth in digs per set (2.87).

She would be the third UW setter to record more than 3,000 assists and 1,000 digs, following Laura Abbinante (5,833 assists/1,246 digs) and Janelle Gabrielsen (3,426/1,118).

THE MONSTER IN THE MIDDLE

Junior **Haleigh Nelson** has been on fire with her hitting the last three matches. The 6-4 middle blocker has hit better than .500 in all three contests, averaging .558 percent over the stretch.

She hit .562 (11K-2E-16TA) vs. Indiana on Nov. 1; hit .542 (14-1-24) against Michigan on Friday; and .583 (7-0-12) against Michigan State on Sunday. Her great hitting has moved up to second in the Big Ten with a season hitting percentage of .404.

Nelson is averaging 3.56 kills per set over the span. She also adds 1.44 blocks per set.

CARLINI BREAKS OWN RECORD

Junior **Lauren Carlini** broke her own school record, putting up 44 assists vs. Michigan on Friday. The 6-1 setter broke her own 25-point rally scoring mark of 43 assists, set on Aug. 29 vs. Colgate.

Carlini holds four of the top-five UW assist performances for three-set matches.

She leads the Big Ten and ranks seventh nationally with 11.79 assists per set. The Badger offense is hitting .263 thanks to Carlini's setting, including two matches over .300 on the weekend. Wisconsin ranks fourth in the Big Ten and 35th nationally in hitting percentage.

THAT'S A LOT OF POINTS

Last Friday, Wisconsin won the first set over Michigan 32-30, marking the most points scored in a 25-point rally scored set since Nov. 2, 2013. The total ties for third all time with the record being 34

points at Michigan State on Oct. 7, 2011.

The Wolverines scored for set point four times in the first period while the Badgers converted on their third set point.

Most points in 25-point rally scoring set

34	at Michigan State 10/7/11	W	34-32
33	at Purdue, 11/2/13	W	33-31
32	vs. Penn State, 11/6/11	L	32-34
32	at Nebraska, 10/5/13	W	32-30
32	vs. Michigan, 11/6/15	W	32-30

FIELD HOUSE THE PLACE TO BE

Wisconsin has three sell outs of 6,012 this season and has drawn more than 4,000 fans in 10 of 12 homes matches this year.

The Badgers rank third nationally with 4,873 fans per match, which would rank third all time at UW. The average goes up to 5,395 for Big Ten matches, which would rank second all time.

Wisconsin sold out its 2015 reserved seats in the UW Field House. For the year, 2,651 season tickets were sold, an increase of nearly 1,000 tickets from 2014. The Badgers sold 1,667 season tickets in 2014.

MOREY KEYS DEFENSE

Senior **Taylor Morey** continues to be the Badgers' rock in the back row. The 5-6 libero ranks fifth in the Big Ten with 4.51 digs per set. Morey tied her career high with 29 digs in four sets against Kansas State on Sept. 18, which ties for third on the UW single-match record list under 25-point rally scoring. She has 20-or-more digs in seven matches this season, including 22 against Michigan on Friday, and 10-plus digs in 20-of-23 matches.

In only three years in the Cardinal and White, Morey ranks sixth on the UW career record list with 1,364 digs. She needs 33 digs to move into fifth, currently held by Erin Byrd (1999-02) with 1,397 saves. Morey also ranks fifth all time with 3.93 digs per set.

She has 1,835 digs in her four years after transferring from Notre Dame as a freshman.

TOUGH SCHEDULE

The Badgers have the 11th toughest schedule in the nation, according to an NCAA ranking of past and future opposition records, released Nov. 9.

Strength of Schedule School	Past/Future Competition		
	W	L	%
1. Northwestern	395	206	.657
2. Oklahoma	319	167	.656
3. UCLA	328	176	.651
4. Kentucky	383	207	.649
5. Oregon St.	307	170	.644
6. Iowa St.	310	171	.644
7. Stanford	285	160	.640
8. Florida	339	194	.636
9. Baylor	343	196	.636
10. Texas	286	164	.636
11. Wisconsin	357	205	.635

BADGERS MOVE UP TO 11TH IN NATIONAL POLL

The Badgers moved up two spots to 11th AVCA Coaches Top-25 poll released Nov. 9.

The top-five teams remain the same as last week. Penn State (23-2) is first for the second week in a row while USC (25-1) stays at second. Washington (22-2), Minnesota (21-3) and Texas (20-2) round out the top five, respectively.

Nebraska (20-4) stays at eighth with the Badgers being the next Big Ten team. Ohio State (20-6) falls two spots to 14th while Illinois (17-8) moves up two places to 18th. Purdue (18-7) drops one place to 17th. Michigan receives votes.

WISCONSIN RANKED NINTH IN NCAA RPI

The Badgers moved up three spots to ninth in the NCAA RPI, released Nov. 9. The RPI is one of the tools used by the NCAA committee to select teams to the post-season tournament.

Minnesota (21-3) takes over the top spot while USC (25-1) drops to second. Texas (20-2), Florida (18-5) and Penn State (23-2) round out the top five, respectively.

Among other Big Ten teams, Nebraska (20-4) moves up to eighth while Wisconsin is next at ninth. Ohio State (20-6) falls to 11th and Illinois (17-8) moves up to 17th. No other conference teams rank in the top 30.

PLAYERS RANK IN CAREER TOP 10

Junior **Lauren Carlini** ranks sixth on the UW career record list for assists. The 6-1 setter has 3,766 assists in her third season and needs 157 assists to move into fifth, a position currently held by UW Hall of Famer Lizzy Fitzgerald (1999-2001), with 3,923 helpers.

Carlini also ranks fifth with 11.34 assists per set and has 51 double-doubles in her career, which ranks second all time. She needs 10 more double-doubles to move into first, a position held by Laura Abbinante (1993-96) with 61 career double-doubles. Carlini also ties for ninth in digs per set with 2.87.

Junior **Haleigh Nelson** continues to rank second in career hitting percentage at .356 and seventh in blocks per set with 1.22. The 6-4 middle blocker moved into 10th in career block assists with 384. She needs 32 total blocks to move into the top 10.

In only three years in the Cardinal and White, senior **Taylor Morey** ranks sixth with 1,364 digs. She needs 33 digs to move into fifth, currently held by Erin Byrd (1999-02) with 1,397 saves. Morey also ranks fifth all time with 3.93 digs per set.

BADGERS TOPS AMONG ACTIVE PLAYERS

Three Badgers rank among the top active statistical leaders for all collegiate players, according to an NCAA list released Nov. 9.

Lauren Carlini is the only junior among the top-25 active players in total assists. She has 3,766 assists, which

ranks 20th. The 6-1 setter also ranks sixth in assists per set with 11.34.

Senior **Taylor Morey** ranks 18th in total digs with 1,835. She is also tied for 22nd in sets played with 461.

Junior **Haleigh Nelson** is 15th with 1.22 blocks per set, 21st in hitting percentage at .356 and 23rd with 419 total blocks.

TOUGH BIG TEN SEASON

The Big Ten may be the toughest it has ever been with every team having at least one conference loss. With six matches remaining, Minnesota leads the league at 13-1 while Penn State is a game behind at 12-2. Nebraska is third at 11-3 while Wisconsin is fourth at 10-4.

Seven Big Ten teams are ranked in the AVCA Top-25 Coaches poll, the most teams from any one conference.

		Overall		Big Ten
1.	Minnesota	21-3 .875	13-1	.929
2.	Penn State	23-2 .920	12-2	.857
3.	Nebraska	20-4 .833	11-3	.786
4.	Wisconsin	18-6 .750	10-4	.714
5.	Ohio State	20-6 .769	9-5	.643
	Purdue	18-7 .720	9-5	.643
7.	Illinois	17-8 .680	8-6	.571
8.	Michigan State	14-11 .560	6-8	.429
	Michigan	16-9 .640	6-8	.429
10.	Northwestern	13-12 .520	5-9	.357
11.	Indiana	13-13 .500	3-11	.214
	Maryland	13-15 .464	3-11	.214
13.	Iowa	12-15 .444	2-12	.143
14.	Rutgers	4-22 .154	1-13	.071

REMAINING SCHEDULES

	MINN	PSU	NEB	WIS
Nov. 11	at NU	at IOWA	at MSU	at MICH
Nov. 14	PSU	at MINN	at MD	IOWA
Nov. 18	MD	MICH	IND	at ILL
Nov. 21/22	at PUR	MD	at MICH	OSU
Nov. 25	OSU	NU	ILL	RU
Nov. 28	at IND	at NEB	PSU	at PUR

SPOTTING THE TRENDS

The Badgers are 15-1 when an opponent hits under .200 and 13-0 when they win the first two sets. UW is 15-2 when it wins the first set and 16-3 when it has more kills. Wisconsin is also 10-0 when it has more service aces and 13-2 when it has more blocks.

BADGERS IN THE NATIONAL STATS

Wisconsin ranks 13th nationally with 13.54 assists per set, according to the NCAA stats released Nov. 9. UW is also 23rd in kills per set (14.20), 24th in blocks per set (2.72), 25th in opponent hitting percentage (.161), 28th in hitting percentage (.263) and 43rd in W/L percentage (.750). The Badgers rank in the top 50 in every categories except service aces and digs per set.

Individually, **Lauren Carlini** is eighth nationally with 11.79 assists per set. **Haleigh Nelson** is 21st in hitting percentage (.404) and 57th in blocks per set (1.21). **Tionna Williams** is 27th in blocks per set (1.40). Taylor Morey ranks 92nd in digs per set (4.51).

NCAA RPI, NOV. 9

No.	School (1st place)	Conference	Record
1	Minnesota	Big Ten	21-3
2	Southern California	Pac-12	25-1
3	Texas	Big 12	20-2
4	Florida	Southeastern	18-5
5	Penn State	Big Ten	23-2
6	Kansas	Big 12	22-1
7	Washington	Pac-12	22-2
8	Nebraska	Big Ten	20-4
9	Wisconsin	Big Ten	18-6
10	UCLA	Pac-12	20-4
11	Ohio State	Big Ten	20-6
12	Stanford	Pac-12	17-5
13	Kentucky	Southeastern	18-7
14	Iowa St.	Big 12	15-7
15	Missouri	Southeastern	21-4
16	Texas A&M	Southeastern	17-6
17	Illinois	Big Ten	17-8
18	BYU	West Coast	21-3
19	Louisville	Atlantic Coast	19-5
20	Western Ky.	Conference USA	26-3
21	Florida St.	Atlantic Coast	19-6
22	Arkansas State	Sun Belt	24-1
23	Creighton	Big East	20-8
24	SMU	AAC	23-3
25	Arizona State	Pac-12	18-7
26	Loyola Marymount	West Coast	19-7
27	North Carolina	Atlantic Coast	15-8
28	San Diego	West Coast	18-7
29	Marquette	Big East	19-8
30	Miami (FL)	Atlantic Coast	17-7

NATIONAL ATTENDANCE, NOV. 9

School	Conference	Total	Avg.	#
1 Nebraska	Big Ten	106,687	8,207	13
2 Hawaii	Big West	131,187	6,905	19
3 Wisconsin	Big Ten	58,474	4,873	12
4 Penn St.	Big Ten	48,973	4,081	12
5 Minnesota	Big Ten	37,116	3,712	10
6 Illinois	Big Ten	30,213	3,021	10
7 Missouri	SEC	23,150	2,894	8
8 Michigan St.	Big Ten	28,148	2,815	10
9 Texas	Big 12	36,869	2,634	14
10 Iowa St.	Big 12	28,701	2,609	11
11 Purdue	Big Ten	33,134	2,549	13
12 Ohio	Mid-American	22,140	2,460	9
13 UNI	Mo Valley	23,187	2,319	10
14 Florida	SEC	20,292	2,255	9
15 Colorado St.	Mntn West	30,855	2,204	14
16 Wichita St.	Mo Valley	26,231	2,186	12
17 Washington	Pac-12	24,926	2,077	12
18 Stanford	Pac-12	22,328	2,030	11
19 Louisville	ACC	26,282	2,022	13
20 Kansas St.	Big 12	15,739	1,967	8
21 BYU	West Coast	16,866	1,874	9
22 Ohio St.	Big Ten	17,422	1,742	10
23 Kentucky	SEC	19,085	1,735	11
24 Creighton	Big East	24,051	1,718	14
25 TCU	Big 12	15,326	1,703	9

2015 RECORD WHEN ...

Overall: 18-6

Home: 10-2

Away: 6-3

Neutral: 2-1

Three-set match: 13-1

Four-set match: 5-2

Five-set match: 0-3

Win first set: 15-2

Lose first set: 1-4

Win first two sets: 13-0

Lose first two sets: 0-2

Against top-25 teams: 5-4

Against unranked teams: 12-2

On television: 5-1

Big Ten: 10-4

Home: 6-1

Away: 4-3

Three-set match: 7-1

Four-set match: 3-1

Five-set match: 0-2

Win first set: 8-1

Lose first set: 1-3

Win first two sets: 7-0

Lose first two sets: 0-2

Against top-25 teams: 4-4

Against unranked teams: 5-0

On television: 5-1

Higher hitting % than opponent: 18-2

Lower hitting % than opponent: 0-4

Hit over .400: 2-0

Hit over .300: 8-0

Hit over .200: 13-4

Hit under .200: 1-2

Opponent hits under .200: 15-1

More kills than opponent: 16-3

Fewer kills than opponent: 1-3

Same kills as opponent: 1-0

More service aces than opponent: 10-0

Fewer service aces than opponent: 5-6

Same service aces as opponent: 3-0

More digs than opponent: 15-4

Fewer digs than opponent: 2-2

Same digs as opponent: 1-0

More blocks than opponent: 13-2

Fewer blocks than opponent: 3-3

Same blocks as opponents: 2-1

On Wednesday: 1-2

On Thursday: 1-0

On Friday: 7-1

On Saturday: 6-2

On Sunday: 3-1

In August: 2-1

In September: 7-3

In October: 6-2

In November: 3-0

In December: 0-0

Current set winning streak: 11

Current set losing streak: 0

Longest set winning streak: 11

Longest set losing streak: 4

Current match winning streak: 6

Current match losing streak: 0

Current Big Ten winning streak: 6

Current Big Ten losing streak: 0

Longest match winning streak: 8

Longest match losing streak: 3

Current home winning streak: 4

Current home losing streak: 0

Current home Big Ten winning streak: 4

Current home Big Ten losing streak: 1

WILLIAMS ONE OF BEST ROOKIES

Freshman **Tionna Williams** is the top freshman in the conference in blocks per set (1.35) and hitting percentage (.300). She also ranks fifth in kills per set (2.14) among rookies.

The 6-2 middle blocker also ranks third among all players in the Big Ten in conference-only matches with 1.42 blocks per set.

On the season, Williams leads the Badgers and ranks third in the Big Ten with 1.35 blocks per set. She also ranks second on the team and 15th in the Big Ten with a .300 hitting percentage. Williams ranks fifth on the team with 2.14 kills per set.

CARLINI, BADGERS LEADS THE BIG TEN

Junior **Lauren Carlini** leads the Big Ten with 11.79 assists per set while the Badgers lead the league with 13.54 assists per set this season.

Senior **Taylor Morey** is fifth in the league with 4.51 digs per set while junior **Haleigh Nelson** is second in hitting percentage at .404, seventh in blocks per set with 1.21 and ninth in service aces per set with 0.26. Freshman **Tionna Williams** ranks third in the conference with 1.35 blocks per set while sophomore **Lauryn Gillis** (3.19) and sophomore **Kelli Bates** (3.12) rank 12th and 14th, respectively, in kills per set.

As a team, the Badgers are second in kills per set (14.20), second in opponent hitting percentage (.161), third in digs per set (15.49), third in blocks per set (2.72) and fourth in hitting percentage (.263).

In Big Ten-only matches, Carlini leads the league with 11.80 assists per set while Williams is third with 1.42 blocks per set. Nelson on second in hitting percentage (.407), 11th in service aces per set (0.26) and ninth in blocks per set (1.16). Morey ranks sixth in digs per set (4.24) and Gillis is 13th in kills per set (3.08).

Team-wise, Wisconsin leads the conference with 13.36 assists per set. UW is also third in kills per set (13.88), third in hitting percentage (.265), third in opponent hitting percentage (.170), third in digs per set (15.02) and fourth in blocks per set (2.70).

DOUBLING UP

The Badgers have 23 double-doubles this season, including a team-high 10 from junior **Lauren Carlini**. The 6-1 setter has recorded all of her double-doubles in assists and digs. She has 51 career double-doubles, which ties for second all-time at Wisconsin. Carlini needs 10 more double-doubles to move into first, a position held by Laura Abbinante (1993-96) with 61 career double-doubles.

Sophomore **Kelli Bates** has nine double-doubles in kills and digs this season after 10 kills and 10 digs vs. Michigan last Friday. The 5-11 outside

hitter has upped her career total to 15.

Sophomore **Lauryn Gillis** has four double-doubles as a Badger and two double-doubles as a freshman at USC to bring her career total to six.

IRON BADGERS

Senior **Taylor Morey** has played in all 96 matches and 347 sets in the Cardinal and White. The 5-6 libero hasn't missed a match as a Badger and also played in all 30 matches and 114 sets at Notre Dame as a freshman. She has played in 126 consecutive matches and 461 sets in her career.

Junior **Haleigh Nelson** has played in all 96 matches as a Badger and 344 of 347 sets at UW. The 6-4 middle blocker missed one set as a freshman and two sets as a sophomore.

Junior **Lauren Carlini** has played in 92 of 96 matches and 332 of 347 sets. The 6-1 setter missed three of the first four matches of her career due to a leg injury.

Sophomore **Kelli Bates** has played in all 58 matches and all 201 sets in the Cardinal and White.

COUNTING DOWN

Two Badgers are counting down to career milestones.

- Sophomore **Kelli Bates** needs just four kills for 600 in her second season.
- Junior **Lauren Carlini** needs three kills for 300 career putaways. She is also 13 aces away from 100 scores.

I GOT THAT!

Two Badgers passed career milestones last week against Michigan and Michigan State.

- Sophomore **Kelli Bates** hit exactly 500 career digs against Michigan State on Sunday. She also played in her 200th set against the Spartans.
- Sophomore **Lauryn Gillis** reach 300 career digs and 400 career kills against Michigan last Friday. The 6-1 outside hitter has 419 kills and 309 digs in her second season.

ON TRACK FOR CAREER SEASONS

Six Badgers are having the best seasons of their careers in at least one statistical category in 2015.

- **Kelli Bates** is averaging a season-best 3.12 kills per set while hitting a season-best .210. She has 11 service aces, surpassing her freshman year total of eight. Bates has also upped her digs to 2.74 per set this season.
- **Tori Blake** is averaging a career best 0.94 kills and 0.69 blocks per set this season. She has already surpassed her sophomore year totals with 15 kills and 11 blocks.
- **Lauren Carlini** is averaging a season-best 11.79 assists and 0.82 blocks per set.
- **Lauryn Gillis** is averaging a season-best 3.19 kills per set while hitting .231. She also adds season bests of 2.13 digs and 0.39 blocks per set.

- **Romana Krišková** is hitting a season-best .273.
- **Taylor Morey** is receiving service at a season-best .974 percent, getting aced only 11 times in 422 attempts.
- **Haleigh Nelson** is putting away a season-best 2.46 kills per set while hitting .404. She is also averaging a season-best 0.26 service aces per set, scoring on 22 aces and surpassing her sophomore total of 18.

MOREY FINALIST FOR SENIOR CLASS AWARD

Senior **Taylor Morey** was named a top-10 finalist for the Senior CLASS award on Friday. An acronym for Celebrating Loyalty and Achievement for Staying in School®, the award focuses on the total student-athlete and encourages students to use their platform in athletics to make a positive impact as leaders in their communities.

To be eligible for the award, a student-athlete must be classified as an NCAA Division I senior and have notable achievements in four areas of excellence: community, classroom, character and competition.

Morey, a 5-6 libero, is the first Wisconsin volleyball player recognized since the award was begun in 2010 and the only Big Ten player in the top 10.

IMPRESSIVE NON-CONFERENCE RECORD

Wisconsin wrapped up the non-conference season with an 8-2 record, marking the third straight season under head coach Kelly Sheffield that the Badgers have won at least eight matches during pre-Big Ten play.

UW was 11-1 in 2013 and 9-1 in 2014 to make Sheffield 28-4 (.875) in his three season at Wisconsin.

900 WINS FOR PROGRAM

UW volleyball picked up its 900th program win on Sept. 19 with a 3-0 victory at Creighton. Wisconsin has an all-time record of 904-511-12 in its 42nd year of play.

The Badgers joined six other Big Ten schools with 900-or-more wins.

BIG TEN OPENERS

The Badgers dropped to 20-14 in Big Ten openers after losing at Penn State on Wednesday. UW also dropped to 8-8 on the road. All records date back to 1982 when women's athletics were officially added to the conference.

For the first time since 2010, Wisconsin opened the Big Ten season 0-2. The Badgers fell at No. 1 Penn State, 3-0, on Wednesday and were edged at No. 12 Ohio State, 3-2, on Sunday.

MOREY ON THE SERVE

Senior **Taylor Morey** served 15 straight times, scoring 14 straight points, in the second set against Georgia on Sept. 10. The 5-6 libero's serve helped the Badgers go from a 10-3 lead to 24-3.

The NCAA 25-point rally scoring record is 19 straight by Alison Woods of UAB against Alcorn on Sept. 4, 2009.

The Big Ten record is 18 by Meredith Nelson of Minnesota vs. Northwestern on Nov. 11, 2006.

WINNING IN LINCOLN

The Badgers downed No. 3 Nebraska 3-1 on Oct. 24 in Lincoln, marking the first time in program history that the Badgers have won on the Huskers' home court, ending an eight-match losing streak.



	Overall	Big Ten
1. Minnesota	21-3 .875	13-1 .929
2. Penn State	23-2 .920	12-2 .857
3. Nebraska	20-4 .833	11-3 .786
4. Wisconsin	18-6 .750	10-4 .714
5. Ohio State	20-6 .769	9-5 .643
Purdue	18-7 .720	9-5 .643
7. Illinois	17-8 .680	8-6 .571
8. Michigan	16-9 .640	6-8 .429
Michigan State	14-11 .560	6-8 .429
10. Northwestern	13-12 .520	5-9 .357
11. Indiana	13-13 .500	3-11 .214
Maryland	13-15 .464	3-11 .214
13. Iowa	12-15 .444	2-12 .143
14. Rutgers	4-22 .154	1-13 .071

ALL MATCHES—Team Statistics

4. Hitting Percentage	.263
2. Opponent Hitting Percentage	.161
2. Kills per set	14.20
6. Opponent kills per set	11.88
1. Assists per set	13.54
7. Opponent assists per set	11.38
12. Aces per set	0.81
6. Opponent aces per set	0.86
3. Digs per set	15.49
6. Opponent Digs per set	13.86
3. Blocks per set	2.72
6. Opponent Blocks per set	2.17

ALL MATCHES—Individual Statistics

Hitting Percentage:	2. Haleigh Nelson	.404
	15. Tionna Williams	.300
Kills:	12. Lauryn Gillis	3.19
	14. Kelli Bates	3.12
Assists:	1. Lauren Carlini	11.79
Aces:	9. Haleigh Nelson	0.26
Digs:	5. Taylor Morey	4.51
Blocks:	3. Tionna Williams	1.35
	7. Haleigh Nelson	1.21

BIG TEN MATCHES—Team Statistics

3. Hitting Percentage	.265
3. Opponent Hitting Percentage	.170
3. Kills per set	13.88
2. Opponent kills per set	12.20
1. Assists per set	13.36
2. Opponent assists per set	11.68
10. Aces per set	0.86
6. Opponent aces per set	0.90
3. Digs per set	15.02
6. Opponent Digs per set	14.02
4. Blocks per set	2.70
5. Opponent Blocks per set	2.05

BIG TEN MATCHES—Individual Statistics

Hitting percentage:	2. Haleigh Nelson	.407
	10. Tionna Williams	.299
	11. Romana Kriškova	.296
Kills:	15. Lauryn Gillis	3.08
Assists:	1. Lauren Carlini	11.80
Aces:	11. Haleigh Nelson	0.26
Digs:	6. Taylor Morey	4.24
Blocks:	3. Tionna Williams	1.42
	9. Haleigh Nelson	1.16

Career Countdown

Milestone	Name	# Needed
600 kills	Kelli Bates	4
300 kills	Lauren Carlini	3
200 kills	Tionna Williams	27
100 aces	Lauren Carlini	13
1000 digs	Lauren Carlini	46
600 digs	Romana Krišková (Career)	47
200 digs	Amber MacDonald	29
100 matches	Haleigh Nelson	4
	Lauren Carlini	8

Milestone Passed

Milestone	Name	Date
1000 kills	Romana Krišková (Career)	at Maryland, 10/10
900 kills	Romana Krišková	vs. Charleston, 8/29
700 kills	Haleigh Nelson	vs. Indiana, 11/1
600 kills	Haleigh Nelson	at Penn State, 9/23
500 kills	Kelli Bates	at Maryland, 10/10
400 kills	Kelli Bates	vs. Georgia, 9/10
	Lauryn Gillis (Career)	vs. Michigan, 11/6
300 kills	Lauryn Gillis (Career)	at Rutgers, 9/9

200 kills	Lauryn Gillis (Career)	at Louisville, 9/5
100 kills	Tionna Williams	at Rutgers, 10/9
3000 assists	Lauren Carlini	vs. Kent State, 9/11
1500 digs	Taylor Morey (Career)	vs. N. Carolina, 9/4
1000 digs	Taylor Morey (UW)	vs. Colgate, 8/29
900 digs	Lauren Carlini	at Minnesota, 10/17
800 digs	Lauren Carlini	at Creighton, 9/19
500 digs	Kelli Bates	vs. Michigan State, 11/8
400 digs	Kelli Bates	vs. Northwestern, 10/4
300 digs	Kelli Bates	vs. North Carolina, 9/4
300 digs	Lauryn Gillis (Career)	vs. Michigan, 11/6
200 digs	Lauryn Gillis (Career)	vs. Arkansas, 9/19
100 digs	Haleigh Nelson	vs. Colgate, 8/29
	Lauryn Gillis (UW)	vs. Illinois, 9/30
100 digs	Amber MacDonald	vs.. Northwestern, 10/4
400 blocks	Haleigh Nelson	at Nebraska, 10/24
200 blocks	Lauren Carlini	at Louisville, 9/5
	Romana Krišková (Career)	at Rutgers, 10/9
100 blocks	Kelli Bates	at Minnesota, 10/17
	Tionna Williams	vs. Purdue, 10/30
400 sets	Taylor Morey (Career)	vs. Kansas St, 9/18
300 sets	Taylor Morey (UW)	at Penn State, 9/23
	Haleigh Nelson	at Ohio State, 9/27
	Lauren Carlini	at Rutgers, 10/9
	Romana Krišková (Career)	at Iowa, 10/23
200 sets	Kelli Bates	vs. Michigan State, 11/8

2015 QUICK FACTS

Name of School: University of Wisconsin
City/State: Madison, Wis.
Population: 240,323
Founded: 1848
Enrollment: 43,275 (29,504 undergrad)
Nickname: Badgers
Colors: Cardinal (PMS 200) and White
Arena: Wisconsin Field House/Capacity: 6,012
Affiliation: NCAA I
Conference: Big Ten
Chancellor: Rebecca Blank
Athletic Director: Barry Alvarez
Senior Women's Admin/Volleyball: Terry Gawlik
Athletic Department: (608) 262-1866
Ticket Office: 1-800-GO BADGERS or (608) 262-1440
Web site: UWBadgers.com

HISTORY

First year of volleyball: 1974-75
All-Time Record/Yrs: 910-513-12 (.638)/42nd year
All-Time Big Ten Record/Yrs: 372-282 (.567)/41st yr
NCAA Tournament Record: 36-17/18th year
Big Ten Champions: 1990, 1997(co), 2000, 2001, 2014

ATHLETIC COMMUNICATIONS

Volleyball SID: Diane K. Nordstrom
Office Phone: (608) 262-9024
Cell Phone: (608) 658-3644
Fax: (608) 262-8184
Email: dkn@athletics.wisc.edu

Field House Press Row: (608) 263-2249
Mailing/Overnight Address:
Kellner Hall, 1440 Monroe St.
Madison, WI 53711
Twitter: @BadgerVB
Facebook: WisconsinVolleyball
Instagram: wisconsinvolleyball

COACHING STAFF

Head Coach: Kelly Sheffield
Alma Mater/Year: Ball State, 2001
Overall Record: 350-131 (14th year)
Wisconsin Record: 77-19 (3rd year)
Volleyball Phone: (608) 265-8544
Volleyball Fax: (608) 265-2524
Best Time to Reach Coach: Contact SID
Assistant Coaches: Brittany Dildine, Gary White
Volunteer Assistant Coach: Megan Campbell
Director of Volleyball Operations: Jessica Williams
Mailing/Overnight Address:
Kellner Hall, 1440 Monroe St.
Madison, WI 53711

TEAM INFORMATION

2014 Record: 31-3
2014 Conference Record/Finish: 19-1/1st
2014 NCAA Tournament: def. Western Michigan, 3-0; def. Illinois State, 3-0; def. Ohio State, 3-2; lost to Penn State, 1-3
2014 Final AVCA Rank: 4th
Starters Returning/Lost: 3 + libero/3
Letterwinners Returning/Lost: 5/8
Newcomers: 8

KRISOVA HITS 1,000 CAREER KILLS

Redshirt junior **Romana Krišková** picked up her 1,000th career kill at Maryland on Oct. 10. The 6-2 right-side hitter has 1,036 kills after transferring from VCU.

Krisova had 884 kills in her two seasons at VCU and has 152 kills at UW.

CARLINI, MOREY NAMED PRESEASON ALL-BIG TEN

Junior **Lauren Carlini** was a unanimous pick to the 2015 Big Ten Preseason team while senior **Taylor Morey** also earned a spot on the 14-player honor squad. The Badgers are picked to finish fourth in the 2015 conference race by a vote of the league coaches.

THREE STARTERS + LIBERO RETURN

With the loss of three starters and nine letterwinners, the Badgers lose much of their offense.

UW returns 42.5 percent of its kills from 2014. Sophomore **Kelli Bates** led Wisconsin in total kills as a freshman with 331, averaging 2.85 per set. Junior **Haleigh Nelson** ranked fifth on the team with 2.28 kills per set (260 total).

Wisconsin looks good on defense where it returns 67.9 percent of its digs. Senior **Taylor Morey** led the Big Ten with 5.12 digs per set in 2014, leading the Badgers with 594 digs.

Nelson was the Badgers' top blocker last season as they return 52.6 percent of blocks. Nelson averaged 1.33 blocks per set.

BADGERS TRAVEL OVERSEAS

Three members of the Badger squad traveled overseas during the summer, competing on USA Volleyball or Big Ten teams. It was the first foreign competition for all three players.

Sophomore **Lauryn Gillis** represented Wisconsin as a member of the U.S. Junior National team, winning a gold medal at

the Global Challenge in Pula, Croatia.

Senior **Taylor Morey** traveled to China with the U.S. Collegiate National Team, going 3-3 against Chinese collegiate all-star teams and Chinese club teams.

Sophomore **Kelli Bates** traveled to Europe with a Big Ten All-Star team, playing seven matches in Croatia, Slovenia and Italy.

TRIO NAMED CAPTAINS

Senior **Taylor Morey** as well as juniors **Lauren Carlini** and **Haleigh Nelson** will serve as team captains for 2015.

Carlini and Nelson also served as captains in 2014 while Morey is in her first season as a captain.

RECRUITING CLASS RANKS THIRD

The 2015 Wisconsin volleyball recruiting class is ranked third in the annual PrepVolleyball.com list of recruiting classes. It is the highest ranking for the Badger program, topping the 2013 ranking of fourth, since the website began its listings in 2003.

The 2015 class features **Madison Duello**, a 6-3 outside hitter from Kansas City, Missouri; **Hannah Juley**, a 5-10 setter from LaGrange, Illinois; **Amber MacDonald**, a 5-4 libero from Alpharetta, Georgia; **Julia Saunders**, a 6-3 outside hitter from LaGrange, Illinois; **Maddie Smith**, a 6-1 outside hitter/defensive specialist from St. Germain, Wisconsin; and **Tionna Williams**, a 6-2 middle blocker from Fort Wayne, Indiana.

2015 PrepVolleyball.com Top Recruiting Classes

- | | |
|--------------|---------------|
| 1. Illinois | 6. Stanford |
| 2. Texas | 7. Purdue |
| 3. Wisconsin | 8. Iowa State |
| 4. Oregon | 9. California |
| 5. Nebraska | 10. Kentucky |

Locker Room Renovation

The Wisconsin Athletic Department has launched a campaign to renovate the volleyball locker room located in the UW Field House. In addition to locker room space, the team lounge, study space, video room, athletic training room, and coaches' locker rooms will be enhanced. The 3,600-square-foot renovation is a \$1.5 million project to be funded entirely by private gifts.

"These renovations will put our team-only facilities on par with many of our peers in the Big Ten and nationally," head coach Kelly Sheffield said. "Volleyball has a great tradition here and this project is the next step for our program to remain competitive from a facility standpoint."

Renderings of the new volleyball locker room include team lounge (top), video room (middle) and locker room (bottom).



Head Coach Kelly Sheffield


- ▶ Overall record of 350-131 (.728) in 15th year
- ▶ Wisconsin record of 77-19 (.802) in third year
- ▶ Big Ten record of 41-13 (.759) in third year
- ▶ Led the Badgers to the 2014 Big Ten Championship (19-1)
- ▶ 2014 Big Ten Coach of the Year
- ▶ 2014 AVCA Northeast Region Coach of the Year
- ▶ Led his teams to 10 NCAA tournament appearances, including the last nine years in a row
- ▶ Guided his teams to eight regular-season conference titles; also led his squads to seven conference tournament championships
- ▶ 2013 *Volleyball Magazine* National Coach of the Year
- ▶ 2010 and 2012 AVCA Northeast Regional Coach of the Year
- ▶ Six-time conference Coach of the Year
- ▶ Coached 10 conference players of the year
- ▶ Mentored 12 athletes to 19 All-America honors
- ▶ Coached 36 first-team all-conference athletes
- ▶ Six athletes have been named to the USA Volleyball Collegiate National Team, including current Badger Taylor Morey
- ▶ Four teams have won the AVCA's Team Academic Award, for maintaining at least a 3.30 cumulative grade point average
- ▶ Twenty-seven athletes have earned academic all-conference honors
- ▶ Serves on the AVCA Board of Directors as the chair of awards and Division I All-America committee
- ▶ Worked as an evaluator and court coach for USA Volleyball Junior National Team tryouts
- ▶ Served as a member of the NCAA Volleyball Rules Committee from 2004-07, including chair of the committee in 2006-07
- ▶ Also served as an assistant coach at Clemson (1999-2000), Virginia (1997-98) and Houston (1996)
- ▶ Served as the head coach of the Houston Juniors from 1997-98 and the Munciana (Ind.) Volleyball Club from 1989-97
- ▶ Never played volleyball and began his coaching career at Muncie's Burris High School as a varsity assistant
- ▶ Native of Muncie, Indiana
- ▶ 2001 graduate of Ball State University with a degree in general studies
- ▶ Married to Cathy (Arnette), who played volleyball at Villanova and Virginia
- ▶ Has two daughters—Lexi (5) and Reagan (2)



Sheffield was named the 2014 Big Ten Conference Coach of the Year after leading the Badgers to the championship with a 19-1 record.

Sheffield's Coaching Record

Year	University	Record	Pct.	Conference	Record	Place	Post-Season
2015	Wisconsin	18-6	.750	Big Ten	10-4	4th	
2014	Wisconsin	31-3	.911	Big Ten	19-1	1st	NCAA Elite Eight (3-1)
2013	Wisconsin	28-10	.737	Big Ten	12-8	T4th	NCAA Runners Up (5-1)
Total	3rd year	77-19	.802		41-13	.759	
2012	Dayton	27-5	.844	Atlantic 10	14-0	1st	NCAA 2nd Round (1-1)
2011	Dayton	25-7	.781	Atlantic 10	14-1	1st	NCAA 1st Round (0-1)
2010	Dayton	28-4	.875	Atlantic 10	15-0	1st	NCAA 2nd Round (1-1)
2009	Dayton	30-4	.882	Atlantic 10	14-1	1st	NCAA 2nd Round (1-1)
2008	Dayton	21-13	.618	Atlantic 10	11-2	2nd	NCAA 1st Round (0-1)
Total	5 years	131-33	.799		68-4	.944	
2007	Albany	24-10	.706	America East	9-4	2nd	NCAA 2nd Round (1-1)
2006	Albany	19-13	.593	America East	10-2	1st	NCAA 1st Round (0-1)
2005	Albany	28-4	.875	America East	11-1	1st	
2004	Albany	27-7	.794	America East	13-1	1st	NCAA 1st Round (0-1)
2003	Albany	24-10	.706	America East	9-5	4th	
2002	Albany	16-15	.516	America East	5-7	4th	
2001	Albany	4-20	.167	America East	1-13	8th	
Total	6 years	142-79	.643		58-33	.637	
Overall	14th year	350-131	.728		167-50	.770	



1

Honors

- 2015 Creighton Classic All-Tournament
- 2014 AVCA First-Team All-American
- 2013 AVCA Second-Team All-American
- 2014 Big Ten Player of the Year
- 2014 Big Ten Setter of the Year
- 2013 and 2014 All-Big Ten
- 2014 Louisville NCAA Regional All-Tournament
- 2013 Big Ten Freshman of the Year
- 2013, 2014 AVCA All-Northeast Region
- 2013 AVCA Northeast Region Freshman of the Year
- 2013 NCAA Championship All-Tournament
- 2013 Champaign NCAA Regional MVP
- Big Ten Player of the Week, Oct. 27, 2014
- Big Ten Setter of the Week, Sept. 8, 2014; Sept. 22, 2014; Nov. 3, 2014 (co); Nov. 24, 2014; Oct. 5, 2015; Nov. 9, 2015
- Big Ten Co-Freshman of the Week, Nov. 4, 2013
- 2014 HotelRED Invitational All-Tournament
- 2013 NC State Invitational All-Tournament
- 2014 CoSIDA Academic All-District
- 2014 Academic All-Big Ten

Career Highs

Kills: 9 vs. Nebraska, 10-26-14
Attacks: 18 (2x; MR vs. Illinois, 11-19-14)
Attack pct: 1.000 (6-0-6) vs. Iowa, 11-10-13
Assists: 62 at Purdue, 11-2-13
Serve aces: 4 (2x; MR at Maryland, 10-10-15)
Digs: 21 (2x; MR at Minnesota, 10-21-15)
Blocks: 6 (3x; MR at Penn State, 10-12-13)
Points: 13 vs. Nebraska, 10-26-14

LAUREN CARLINI

6-1 • Junior • Setter • Aurora, Ill./West Aurora

Of Note: Trained with the US National Team for three weeks during the summer of 2014 ... ranks sixth at UW in career assists with 3,766 ... also ranks fifth in assists per set at 11.34 ... tied for ninth in digs per set (2.87)

2015: Has started all 24 matches and played in all 85 sets ... ranks first in the Big Ten and eighth nationally with 11.79 assists per set ... put up a season-high 56 assists vs. Arkansas (Sept. 19) ... broke her own UW three-set match record with 44 assists vs. Michigan (Nov. 6) ... adds 2.74 digs per set ... had a career-high 21 digs vs. Minnesota (Oct. 14) and at Minnesota (Oct. 17) ... has double-figure digs in 10 matches for a team-high 10 double-doubles ... ranks third on the team with 0.82 blocks per set ... had a season high five blocks vs. Colgate (Aug. 29) and at Nebraska (Oct. 24) ... tied career-high of four service aces at Maryland (Oct. 10)

Personal: Parents are Tony and Gale Carlini ... has one sister, Alyssa (18) and one brother Tony (16) ... born Feb. 28 ... major is retailing

Date	Opponent	SP	K	E	TA	Pct	A	SA	SE	RE	DIG	BS	BA	BE	Total	BHE	Points
Aug. 28	W KENTUCKY	4	5	0	11	.455	46	1	2	0	9	0	2	0	2.0	0	7.0
Aug. 29	COLGATE	3	0	1	11	-.091	43	1	0	0	9	0	5	0	5.0	0	3.5
Aug. 29	CHARLESTON	3	2	0	5	.400	33	1	1	0	6	0	4	0	4.0	0	5.0
Sept. 4	vs. North Carolina	3	2	2	9	.000	30	1	0	0	9	0	2	0	2.0	0	4.0
Sept. 4	at Louisville	4	3	1	8	.250	47	0	3	0	12	0	4	0	4.0	0	5.0
Sept. 10	GEORGIA	3	3	0	8	.375	33	0	0	0	10	0	4	0	4.0	0	5.0
Sept. 11	KENT STATE	3	2	1	7	.143	37	0	2	0	7	0	3	0	3.0	0	3.5
Sept. 18	vs Kansas State	4	1	1	10	.000	53	0	0	0	14	0	2	0	2.0	0	2.0
Sept 19	at Creighton	3	4	0	5	.800	34	1	0	0	8	1	1	0	2.0	1	6.5
Sept 19	vs Arkansas	5	4	2	10	.200	56	0	0	0	13	0	2	0	2.0	0	5.0
Sept. 23	at Penn State	3	1	1	5	.000	36	0	2	0	10	0	0	0	0.0	0	1.0
Sept. 27	at Ohio State	5	3	1	6	.333	50	0	1	0	13	0	2	0	2.0	0	4.0
Sept. 30	ILLINOIS	4	3	0	6	.500	48	0	1	0	13	0	4	0	4.0	0	5.0
Oct. 4	NORTHWESTERN	3	3	2	7	.143	32	1	1	0	7	0	4	0	4.0	0	6.0
Oct. 9	at Rutgers	3	3	0	7	.429	31	0	1	0	2	1	2	0	3.0	0	5.0
Oct. 10	at Maryland	3	3	0	7	.429	40	4	0	1	3	0	4	0	4.0	0	9.0
Oct. 14	MINNESOTA	5	4	0	10	.400	54	0	2	0	21	0	3	0	3.0	1	5.5
Oct. 17	at Minnesota	4	4	0	11	.364	49	0	0	0	21	0	4	1	4.0	0	6.0
Oct. 23	at Iowa	3	3	0	8	.375	39	0	1	0	7	0	4	0	4.0	0	5.0
Oct. 24	at Nebraska	4	4	1	12	.250	49	1	0	0	8	0	5	0	5.0	0	7.5
Oct 30	PURDUE	4	2	3	15	-.067	54	0	1	0	10	1	2	1	3.0	1	4.0
Nov 1	INDIANA	3	2	1	4	.250	33	0	3	0	6	0	2	0	2.0	0	3.0
Nov. 6	MICHIGAN	3	1	0	7	.143	44	1	1	0	8	0	0	0	0.0	0	2.0
Nov. 8	MICHIGAN STATE	3	3	0	3	1.000	31	1	2	0	7	0	2	0	2.0	0	5.0
Totals		85	65	17	192	.250	1002	13	24	1	233	3	67	2	70.0	3	114.

Sets played: 85
 Assists per set: 11.79
 Digs per set: 2.74
 Points per set: 1.35

Kills per set: 0.76
 Service aces per set: 0.15
 Blocks per set: 0.82

Career Statistics

Season	SP	MP-MS	K	K/S	E	TA	Pct	A	A/S	SA	SA/S	SE	DIG	D/S	RE	BS	BA	TB	B/S	BE	BHE	Points	Pts/S
2013	132	34-34	131	0.99	48	379	.219	1472	11.15	29	0.22	37	372	2.82	1	6	98	104	0.79	11	7	215.0	1.63
2014	115	34-33	101	0.88	18	252	.329	1292	11.23	45	0.39	28	349	3.03	1	1	79	80	0.70	8	9	186.5	1.62
2015	85	24-24	65	0.76	17	192	.250	1002	11.79	13	0.15	24	233	2.74	1	3	67	70	0.82	2	3	114.5	1.34
TOTAL	332	92-91	297	0.89	83	823	.260	3766	11.34	87	0.26	89	954	2.87	3	10	244	254	0.77	21	19	516.0	1.55



2

Honors

- 2013 AVCA Honorable Mention All-American
- 2013 AVCA All-East Region
- 2013 Atlantic 10 Conference Player of the Year
- 2013 Atlantic 10 Conference All-Tournament Team
- Five-time A-10 Offensive Player of the Week
- 2012 A-10 All-Rookie Team
- Five-time all-tournament

Career Highs

Kills: 29 vs. William & Mary, 10-22-13
Attempts: 64 at Duquesne, 9-29-13
Attack Pct: .833 (21-1-24) vs. Liberty, 9-6-13
Assists: 4 vs. Georgetown, 9-8-12
Service Aces: 6 vs. George Mason, 10-18-13
Digs: 19 at Dayton, 9-27-13
Blocks: 7 vs. Illinois State, 8-31-13
Points: 33.5 at Tennessee, 9-14-13

ROMANA KRIŠKOVÁ

6-2 • RS Junior • Outside Hitter • Bratislava, Slovakia

Of Note: Transfer from VCU with two years of eligibility remaining ... member of the Slovakian Junior and Senior National teams

2015: Has played in 23 matches, starting eight, and 78 sets ... ranks fourth on the team with 2.32 kills per set ... had a season-high 15 kills vs. Illinois (Sept. 30) ... has double-figure kills in eight matches ... in Big Ten-only matches, ranks third on team and 13th in Big Ten with .296 hitting percentage ... hit a season-best .611 (12-1-18) vs. Purdue (Oct. 30) ... had a season-high six blocks vs. Northwestern (Oct. 4) ... adds 0.76 blocks per set for fourth on the team ... recorded her 1,000th career kill at Maryland (Oct. 10)

2014: Played in one match and one set ... medical redshirt

Personal: Parents are Jan and Katarina ... has one brother Tomas Krisko (25) ... brother plays professional volleyball in Czech Republic as well as for Slovakian National team ... nickname is Ro ... born May 2 ... major is sociology

Date	Opponent	SP	K	E	TA	Pct	A	SA	SE	RE	DIG	BS	BA	BE	Total	BHE	Points
Aug. 28	W KENTUCKY	4	8	5	24	.125	0	0	0	0	4	0	4	0	4.0	0	10.0
Aug. 29	COLGATE	1	0	0	0	.000	0	0	0	0	1	0	0	0	0.0	0	0.0
Aug. 29	CHARLESTON	3	9	2	14	.500	0	0	0	0	3	0	2	0	2.0	0	10.0
Sept. 4	vs. North Carolina	3	4	2	12	.167	0	0	0	0	3	0	3	0	3.0	0	5.5
Sept. 5	at Louisville	4	10	3	21	.333	0	0	0	0	1	0	2	0	2.0	0	11.0
Sept. 11	KENT STATE	3	5	3	12	.167	0	0	0	0	0	0	3	0	3.0	0	6.5
Sept. 18	vs Kansas State	3	9	7	28	.071	0	0	0	0	0	0	0	0	0.0	0	9.0
Sept. 19	at Creighton	3	10	4	23	.261	0	0	0	0	1	0	5	0	5.0	0	12.5
Sept. 19	vs Arkansas	5	9	3	18	.333	0	0	0	0	1	0	3	0	3.0	0	10.5
Sept. 23	at Penn State	3	5	3	16	.125	0	0	0	0	0	0	2	2	2.0	0	6.0
Sept. 27	at Ohio State	5	11	7	29	.138	0	0	0	0	2	0	0	0	0.0	0	11.0
Sept. 30	ILLINOIS	4	15	3	30	.400	1	0	0	0	1	0	3	0	3.0	0	16.5
Oct. 4	NORTHWESTERN	3	9	2	20	.350	0	0	0	0	2	0	6	0	6.0	0	12.0
Oct. 9	at Rutgers	3	4	1	10	.300	0	0	1	0	3	0	3	0	3.0	0	5.5
Oct. 10	at Maryland	3	10	0	17	.588	0	0	0	0	1	0	2	0	2.0	0	11.0
Oct. 14	MINNESOTA	5	10	5	25	.200	0	0	0	0	1	0	2	0	2.0	0	11.0
Oct. 17	at Minnesota	4	10	3	27	.259	0	0	0	0	2	0	2	0	2.0	0	11.0
Oct. 23	at Iowa	2	7	3	16	.250	0	0	1	0	4	0	2	0	2.0	0	8.0
Oct. 24	at Nebraska	4	7	3	23	.174	0	0	0	0	0	0	4	0	4.0	0	9.0
Oct. 30	PURDUE	4	12	1	18	.611	0	0	0	0	1	0	2	0	2.0	0	13.0
Nov. 1	INDIANA	3	5	1	8	.500	1	0	0	0	1	0	3	0	3.0	0	6.5
Nov. 6	MICHIGAN	3	3	2	13	.077	0	0	0	0	0	0	4	0	4.0	0	5.0
Nov. 6	MICHIGAN STATE	3	9	3	18	.333	0	0	0	0	0	0	2	0	2.0	0	10.0
Totals		78	181	66	422	.273	2	0	2	0	32	0	59	2	59.0	0	210.5

Sets played: 78
 Kills per set: 2.32
 Assists per set: 0.03
 Digs per set: 0.41
 Blocks per set: 0.76
 Points per set: 2.70


Career Statistics

Season	SP	MP-MS	K	K/S	E	TA	Pct	A	A/S	SA	SA/S	SE	DIG	D/S	RE	BS	BA	TB	B/S	BE	BHE	Points	Pts/S
2012*	109	30-30	261	2.39	115	680	.215	31	0.28	28	0.26	64	215	1.97	24	3	84	87	0.80	0	3	334.0	3.06
2013*	129	34-34	623	4.83	253	1377	.269	29	0.22	50	0.39	89	306	2.37	40	12	66	78	0.60	8	2	718.0	5.57
2014	1	1-0	0	0.00	1	1	-1.000	0	0.00	0	0.00	0	0	0.00	0	0	0	0	0.00	0	0	0.0	0.00
2015	78	23-8	181	2.32	66	422	.273	2	0.03	0	0.00	2	32	0.41	0	0	59	59	0.76	2	0	210.5	2.69
TOTAL	79	24-8	181	2.29	67	423	.270	2	0.03	0	0.00	2	32	0.41	0	0	59	59	0.75	2	0	210.5	2.66
* All	317	88-72	1065	3.36	435	2480	.254	62	0.20	78	0.25	155	553	1.74	64	15	209	224	0.71	10	5	1262.5	3.98

* from VCU



Season	SP	MP-MS	K	K/S	E	TA	Pct	A	A/S	SA	SA/S	SE	DIG	D/S	RE	BS	BA	TB	B/S	BE	BHE	Points	Pts/S
2014*	69	21-17	148	2.14	71	443	.174	12	0.17	9	0.13	38	128	1.86	10	8	9	17	0.25	4	0	169.5	2.46
2015	85	24-24	271	3.19	102	732	.231	10	0.12	1	0.01	22	181	2.13	10	2	31	33	0.39	7	0	289.5	3.40
TOTAL	85	24-24	271	3.19	102	732	.231	10	0.12	1	0.01	22	181	2.13	10	2	31	33	0.39	7	0	289.5	3.40
* All * from USC	154	45-41	419	2.72	173	1175	.209	22	0.14	10	0.06	60	309	2.01	20	10	40	50	0.32	11	0	459.0	2.98



4

KELLI BATES

5-11 • Sophomore • OH • Bradley, Ill./Bradley-Bourbonnais

Of Note: Competed on the 2015 Big Ten Conference All-Star team on a tour of Europe ... sister Kara played volleyball for two years at Maryland before transferring to Ball State where she was a 2011 and 2012 All-Mid-American Conference pick ... brother played football at Illinois State and Olivet Nazarene, and basketball at several junior colleges ... father played basketball at Florida State and Vanderbilt

2015: Has started all 24 matches and played in all 85 sets ... ranks second on team 15th in the Big Ten with 3.12 kills per set ... has double-figure kills in 13 matches, tying her career high with 17 kills vs. Minnesota (Oct. 14) and vs. Purdue (Oct. 30) ... has led the team in kills in 12 matches ... has nine double-doubles ... had a season-high 16 digs vs. Illinois (Sept. 30) and added 14 digs vs. Colgate (Aug. 29) and at Nebraska (Oct. 24) ... adds 2.74 digs per set to tie for second on the team ... has 11 service aces on the season, averaging 0.13 per set, and tying a career high with two aces vs. Georgia (Sept. 10) and vs. Michigan (Nov. 6) ... also adds 0.52 blocks per set ... recorded a season-high four blocks against Minnesota (Oct. 14) and at Minnesota (Oct. 17)

Personal: Parents are Katie and Don Bates ... has one brother Andy (28) and one sister Kara (24) ... born March 22 ... major is undeclared

Honors

- 2014 Big Ten All-Freshman Team
- Big Ten Co-Freshman of the Week, Nov. 24

Match Career Highs

Kills: 17 (3x; MR vs. Purdue, 10-30-15)
Attempts: 54 vs. Minnesota, 10-14-15
Attack Pct: .500 (11-1-20) vs. Rutgers, 10-10-14
Assists: 5 at Colorado State, 9-6-14
Service Aces: 2 (2x; MR at Georgia, 9-10-15)
Digs: 19 vs. USC, 9-18-14
Blocks: 5 at Illinois, 10-4-14
Points: 19.5 vs. Illinois, 11-19-14
Double-Doubles: 16

Date	Opponent	SP	K	E	TA	Pct	A	SA	SE	RE	DIG	BS	BA	BE	Total	BHE	Points
Aug 28	W KENTUCKY	4	13	6	38	.184	3	1	0	2	10	0	1	0	1.0	0	14.5
Aug 29	COLGATE	3	13	7	27	.222	0	0	1	0	14	0	1	0	1.0	0	13.5
Aug. 29	CHARLESTON	3	6	2	18	.222	1	1	0	0	5	0	2	0	2.0	0	8.0
Sept. 4	vs. North Carolina	3	12	5	37	.189	4	0	1	0	9	0	0	0	0.0	0	12.0
Sept. 5	at Louisville	4	16	5	41	.268	0	0	4	1	12	0	2	0	2.0	0	17.0
Sept. 10	GEORGIA	3	14	3	27	.407	1	2	1	1	5	0	3	0	3.0	0	17.5
Sept. 11	KENT STATE	3	12	2	22	.455	0	1	1	2	7	0	3	0	3.0	0	14.5
Sept. 18	vs Kansas State	4	13	4	33	.273	0	0	3	0	11	0	1	0	1.0	0	13.5
Sept. 19	at Creighton	3	12	6	35	.171	1	1	1	0	8	0	3	0	3.0	0	14.5
Sept. 19	vs Arkansas	5	8	5	30	.100	0	0	2	0	11	0	1	0	1.0	1	8.5
Sept. 23	at Penn State	3	9	5	26	.154	1	0	2	2	9	0	2	1	2.0	0	10.0
Sept. 27	at Ohio State	5	13	3	34	.294	0	0	3	1	11	0	3	0	3.0	0	14.5
Sept. 30	ILLINOIS	4	7	5	27	.074	1	0	1	1	16	0	3	1	3.0	0	8.5
Oct. 4	NORTHWESTERN	3	12	3	33	.273	2	1	0	0	8	0	0	1	0.0	0	13.0
Oct. 09	at Rutgers	3	8	2	21	.286	1	1	0	1	6	1	1	0	2.0	0	10.5
Oct. 10	at Maryland	3	9	3	24	.250	2	0	4	0	10	0	0	1	0.0	0	9.0
Oct. 14	MINNESOTA	5	17	13	54	.074	2	0	2	1	12	0	4	0	4.0	0	19.0
Oct. 17	at Minnesota	4	5	7	33	-.061	1	1	1	3	12	0	4	2	4.0	1	8.0
Oct. 23	at Iowa	3	8	4	27	.148	1	0	1	4	10	1	0	0	1.0	1	9.0
Oct. 24	at Nebraska	4	16	6	51	.196	0	0	0	1	14	0	3	1	3.0	0	17.5
Oct 30	PURDUE	4	17	7	35	.286	2	0	1	1	13	0	1	0	1.0	0	17.5
Nov 1	INDIANA	3	11	2	25	.360	0	0	2	1	5	0	2	0	2.0	0	12.0
Nov. 6	MICHIGAN	3	10	3	23	.304	1	2	1	1	10	0	1	0	1.0	0	12.5
Nov. 8	MICHIGAN STATE	3	4	3	14	.071	2	0	1	2	5	0	1	0	1.0	0	4.5
Totals		85	265	111	735	.210	26	11	33	25	233	2	42	7	44.0	3	299.0

Sets played: 85
 Kills per set: 3.12
 Assists per set: 0.31
 Service aces per set: 0.13
 Digs per set: 2.74
 Blocks per set: 0.52
 Points per set: 3.52

Career Statistics

Season	SP	MP-MS	K	K/S	E	TA	Pct	A	A/S	SA	SA/S	SE	DIG	D/S	RE	BS	BA	TB	B/S	BE	BHE	Points	Pts/S
2014	116	34-29	331	2.85	149	904	.201	30	0.26	8	0.07	25	267	2.30	25	2	66	68	0.59	9	0	374.0	3.22
2015	85	24-24	265	3.12	111	735	.210	26	0.31	11	0.13	33	233	2.74	25	2	42	44	0.52	7	3	299.0	3.52
TOTAL	201	58-53	596	2.97	260	1639	.205	56	0.28	19	0.09	58	500	2.49	50	4	108	112	0.56	16	3	673.0	3.35



5

MADDIE SMITH

6-1 • Freshman • OH/DS • St. Germain, Wis./Northland Pines

Of Note: Mother was a member of the 1990 Big Ten Championship team for the Badgers

2015: Has played in two matches and three sets, serving three times.

High school: Two-time Great Northern all-conference pick ... honorable mention all-state as a senior ... coached in high school by her mother ... three-time team most valuable player ... three time team captain ... most improved player on team as a sophomore ... also competed in softball and soccer ... member of the National Honor Society ... played club volleyball with Wisconsin Ice under coach Betty Lange.

Personal: Parents are Julie (Tonne) and Craig Smith ... has two sisters–Lexi (16) and Jacqueline (12) and two brothers–Sam (14) and Gabriel Smith (10) ... full name is


Date	Opponent	SP	K	E	TA	Pct	A	SA	SE	RE	DIG	BS	BA	BE	Total	BHE	Points
Oct. 9	at Rutgers	2	0	0	0	.000	0	0	0	0	0	0	0	0	0.0	0	0.0
Nov. 1	vs. Indiana	1	0	0	0	.000	0	0	0	0	0	0	0	0	0.0	0	0.0
Totals		3	0	0	0	.000	0	0	0	0	0	0	0	0	0.0	0	0.0

Career Highs

Kills:
Attacks:
Attack pct:
Assists:
Serve aces:
Digs:
Blocks:
Points:

Career Statistics

Season	SP	MP-MS	K	K/S	E	TA	Pct	A	A/S	SA	SA/S	SE	DIG	D/S	RE	BS	BA	TB	B/S	BE	BHE	Points	Pts/S
2015	3	2-0	0	0.00	0	0	.000	0	0.00	0	0.00	0	0	0.00	0	0	0	0	0.00	0	0	0.0	0.00
TOTAL	3	2-0	0	0.00	0	0	.000	0	0.00	0	0.00	0	0	0.00	0	0	0	0	0.00	0	0	0.0	0.00



6

Honors

- 2015 Senior CLASS Top-30 Finalist
- 2014 AVCA Second-Team All-American
- 2014 AVCA All-Northeast Region
- 2014 Big Ten Defensive Player of the Year
- 2014 All-Big Ten
- Big Ten Defensive Player of the Week—Sept. 1, 2014; Sept. 8, 2014 (co); Oct. 20, 2014 (co); Oct. 27, 2014 (co)
- 2014 Pac-12/Big Ten Showcase All-Tournament
- 2014 Academic All-Big Ten
- Big East Freshman of the Week—Aug. 27, 2012; Nov. 5, 2012

Career Highs

Kills: 4 vs. Delaware, 8-31-13

Attacks: 11 vs. Delaware, 8-31-13

Attack pct: 1.000 (1-0-1); (6x; MR at Missouri State, 9-13-14)

Assists: 11 at Pepperdine, 8-31-13

Serve aces: 3 (3x; MR at Rutgers, 10-9-15)

Digs: 29 (5x; MR vs. Kansas State, 9-18-15)

Blocks: 0

Points: 5 vs. Delaware, 8-31-13

TAYLOR MOREY

5-6 • Senior • L/DS • Muncie, Ind./Burris

Of Note: Member of the U.S. Collegiate National Team that toured China during June of 2015 ... ranks sixth in career digs with 1,364 ... also ranks fourth in digs per set with 3.93 ... transfer from Notre Dame ... great defender with excellent quickness ... sister Allyson played volleyball at Dayton, including three seasons under UW head coach Kelly Sheffield

2015: Has played in all 24 matches and all 85 sets at libero ... ranks fifth in the Big Ten with 4.51 digs per set ... has double-figure digs in 20 matches, including a season-high 29 vs. Kansas State (Sept. 18), which tied her career best ... has 20-plus digs in seven matches ... has led the team in digs in 20 matches ... ranks second on the team with 70 assists (0.82/set) ... had a season-high seven helpers vs. Georgia (Sept. 10) ... adds nine service aces on the season, averaging 0.11 per set ... tied her career high with three aces at Rutgers (Oct. 9), all consecutively ... had the first kill of her season at Minnesota (Oct. 17) when a dig dropped in for a kill

Personal: Parents are Jack and Ingrid Morey ... has five siblings: Andrew (32), Ashley (30), Allyson (23), Ryan (17) and Jenny (12) ... nicknames are T, Tay and T-Mo ... born Sept. 30 ... major is life sciences communication ... member of the Student-Athlete Advisory Committee

Date	Opponent	SP	K	E	TA	Pct	A	SA	SE	RE	DIG	BS	BA	BE	Total	BHE	Points
Aug 28	W KENTUCKY	4	0	0	0	.000	2	0	0	0	17	0	0	0	0.0	0	0.0
Aug 29	COLGATE	3	0	0	0	.000	3	0	0	0	16	0	0	0	0.0	0	0.0
Aug. 29	CHARLESTON	3	0	0	0	.000	0	0	0	1	12	0	0	0	0.0	0	0.0
Sept. 4	vs. North Carolina	3	0	0	0	.000	4	0	0	1	20	0	0	0	0.0	0	0.0
Sept. 5	at Louisville	4	0	0	0	.000	6	1	0	0	19	0	0	0	0.0	0	1.0
Sept. 10	GEORGIA	3	0	0	0	.000	7	0	1	0	11	0	0	0	0.0	0	0.0
Sept. 11	KENT STATE	3	0	0	0	.000	3	0	0	0	12	0	0	0	0.0	0	0.0
Sept. 18	vs Kansas State	4	0	0	1	.000	6	0	0	0	29	0	0	0	0.0	0	0.0
Sept. 19	at Creighton	3	0	0	1	.000	3	0	0	1	18	0	0	0	0.0	0	0.0
Sept. 19	vs Arkansas	5	0	0	0	.000	5	0	1	2	17	0	0	0	0.0	0	0.0
Sept. 23	at Penn State	3	0	0	0	.000	1	0	0	0	7	0	0	0	0.0	0	0.0
Sept. 27	at Ohio State	5	0	0	0	.000	3	0	1	0	20	0	0	0	0.0	0	0.0
Sept. 30	ILLINOIS	4	0	0	0	.000	2	0	0	0	16	0	0	0	0.0	0	0.0
Oct. 4	NORTHWESTERN	3	0	0	0	.000	3	1	0	0	11	0	0	0	0.0	0	1.0
Oct. 09	at Rutgers	3	0	0	0	.000	0	3	1	1	9	0	0	0	0.0	0	3.0
Oct. 10	at Maryland	3	0	0	0	.000	4	0	1	0	13	0	0	0	0.0	0	0.0
Oct. 14	MINNESOTA	5	0	0	1	.000	2	1	0	0	24	0	0	0	0.0	0	1.0
Oct. 17	at Minnesota	4	1	1	3	.000	5	1	0	2	25	0	0	0	0.0	0	2.0
Oct. 23	at Iowa	3	0	0	0	.000	5	1	0	0	15	0	0	0	0.0	0	1.0
Oct. 24	at Nebraska	4	0	0	0	.000	1	0	1	0	13	0	0	0	0.0	0	0.0
Oct 30	PURDUE	4	0	0	0	.000	2	0	0	1	20	0	0	0	0.0	0	0.0
Nov 1	INDIANA	3	0	0	0	.000	1	0	1	1	9	0	0	0	0.0	0	0.0
Nov. 6	MICHIGAN	3	0	0	0	.000	1	0	1	1	22	0	0	0	0.0	0	0.0
Nov. 8	MICHIGAN STATE	3	0	0	0	.000	1	1	0	0	8	0	0	0	0.0	0	1.0
Totals		85	1	1	6	.000	70	9	8	11	383	0	0	0	0.0	0	10.0

Sets played: 85

Kills per set: 0.01

Assists per set: 0.82

Service aces per set: 0.11

Digs per set: 4.51

Points per set: 0.12

Career Statistics

Season	SP	MP-MS	K	K/S	E	TA	Pct	A	A/S	SA	SA/S	SE	DIG	D/S	RE	BS	BA	TB	B/S	BE	BHE	Points	Pts/S
2012*	114	30-0	3	0.03	1	13	.154	108	0.95	28	0.25	53	471	4.13	36	0	0	0	0.00	0	0	31.0	0.27
2013	146	38-9	9	0.06	6	28	.107	74	0.51	4	0.03	13	387	2.65	38	0	0	0	0.00	0	1	13.0	0.09
2014	116	34-0	1	0.01	0	5	.200	38	0.33	20	0.17	24	594	5.12	16	0	0	0	0.00	0	0	21.0	0.18
2015	85	24-0	1	0.01	1	6	.000	70	0.82	9	0.11	8	383	4.51	11	0	0	0	0.00	0	0	10.0	0.12
TOTAL	347	96-9	11	0.03	7	39	.103	182	0.52	33	0.10	45	1364	3.93	65	0	0	0	0.00	0	1	44.0	0.13
* All	461	126-9	14	0.03	8	52	.115	290	0.63	61	0.13	98	1835	3.98	101	0	0	0	0.00	0	1	75.0	0.16

* Statistics from Notre Dame



7

AMBER MACDONALD

5-4 • Freshman • DS • Alpharetta, Ga./Blessed Trinity Catholic

Of Note: First Badger signed from the state of Georgia

2015: Has played in all 24 matches, starting 15, and all 85 sets ... ranks fifth on the team with 2.01 digs per set ... has double-figure digs in six matches ... had a career-high 15 digs vs. Colgate (Aug. 29) ... also added 14 digs vs. Georgia (Sept. 10) ... has led the team in digs in two matches ... had a career-high three service aces vs. Illinois (Sept. 30) ... adds 0.13 aces per set, ranking third on the team ... has led the team in aces in five matches ... also chips in 0.32 assists per set ... had a career-high three assists vs. Western Kentucky (Aug. 28), at Louisville (Sept. 5) and at Ohio State (Sept. 27)

High School: 2015 *Volleyball Magazine* Feb 50 ... 2014 AVCA Under Armour first-team All-American ... played in the Under Armour All-America match, leading the East team with 10 digs ... named to the MaxPreps National Player of the Year watch list ... three-time all-state pick ... aided Blessed Trinity Catholic under coach Paul Stevens to two state championships, including in 2014, advancing to the state tournament finals all four years ... finished her career with 2,355 digs, including 733 as a senior ... *USA Today* All-USA First Team ... played club volleyball with A5 under coach Bob Westbrook ... 2014 PrepVolleyball.com All-American ... ranked 91st by PrepVolleyball.com Senior Aces ... three-time MaxPreps All-American ... member of the Magna Cum Laude honor roll all four years

Personal: Parents are Jeff and Lara MacDonald ... father wrestled at New Hampshire ... has two sisters-Ashley (20) and Anna (14) ... born April 15 ... nicknames are Ber and Amb ... major is undeclared

Career Highs

Kills:

Attacks:

Attack pct:

Assists: 3 (3x; MR at Ohio State, 9-27-15)

Serve aces: 3 vs. Illinois, 9-30-15)

Digs: 15 vs. Colgate, 8-29-15

Blocks: 0

Points: 3.0 vs. Illinois, 9-30-15

Date	Opponent	SP	K	E	TA	Pct	A	SA	SE	RE	DIG	BS	BA	BE	Total	BHE	Points
Aug 28	W KENTUCKY	4	0	0	0	.000	3	0	2	0	11	0	0	0	0.0	0	0.0
Aug 29	COLGATE	3	0	0	0	.000	1	0	3	0	15	0	0	0	0.0	0	0.0
Aug 29	CHARLESTON	3	0	0	0	.000	0	2	0	0	5	0	0	0	0.0	0	2.0
Sept. 4	vs. North Carolina	3	0	0	0	.000	1	0	0	0	6	0	0	0	0.0	0	0.0
Sept. 5	at Louisville	4	0	0	0	.000	3	1	1	1	12	0	0	0	0.0	0	1.0
Sept. 10	GEORGIA	3	0	0	0	.000	2	1	0	0	14	0	0	0	0.0	0	1.0
Sept. 11	KENT STATE	3	0	0	0	.000	0	0	1	2	3	0	0	0	0.0	0	0.0
Sept. 18	vs Kansas State	4	0	0	0	.000	1	1	0	0	10	0	0	0	0.0	0	1.0
Sept. 19	at Creighton	3	0	0	0	.000	1	0	1	0	5	0	0	0	0.0	0	0.0
Sept. 19	vs Arkansas	5	0	0	0	.000	0	0	0	1	6	0	0	0	0.0	0	0.0
Sept. 23	at Penn State	3	0	0	0	.000	0	0	0	1	1	0	0	0	0.0	0	0.0
Sept. 27	at Ohio State	5	0	0	0	.000	3	0	1	2	4	0	0	0	0.0	0	0.0
Sept. 30	ILLINOIS	4	0	0	0	.000	0	3	2	0	3	0	0	0	0.0	0	3.0
Oct. 4	NORTHWESTERN	3	0	0	0	.000	2	0	0	0	6	0	0	0	0.0	0	0.0
Oct. 09	at Rutgers	3	0	0	0	.000	0	1	1	0	10	0	0	0	0.0	0	1.0
Oct. 10	at Maryland	3	0	0	0	.000	1	0	0	2	6	0	0	0	0.0	0	0.0
Oct. 14	MINNESOTA	5	0	0	0	.000	2	0	0	3	12	0	0	0	0.0	0	0.0
Oct. 17	at Minnesota	4	0	0	0	.000	0	1	2	1	9	0	0	0	0.0	0	1.0
Oct. 23	at Iowa	3	0	0	0	.000	1	0	2	1	9	0	0	0	0.0	0	0.0
Oct. 24	at Nebraska	4	0	0	0	.000	2	0	2	1	9	0	0	0	0.0	0	0.0
Oct 30	PURDUE	4	0	0	0	.000	1	0	2	2	7	0	0	0	0.0	0	0.0
Nov 1	INDIANA	3	0	0	0	.000	1	0	1	0	2	0	0	0	0.0	0	0.0
Nov. 6	MICHIGAN	3	0	0	0	.000	1	1	1	0	3	0	0	0	0.0	0	1.0
Nov. 8	MICHIGAN STATE	3	0	0	0	.000	1	0	1	0	3	0	0	0	0.0	0	0.0
Totals		85	0	0	0	.000	27	11	23	17	171	0	0	0	0.0	0	11.0

Sets played: 85

Service aces per set: 0.13


Points per set: 0.13

Assists per set: 0.32

Digs per set: 2.01

Career Statistics

Season	SP	MP-MS	K	K/S	E	TA	Pct	A	A/S	SA	SA/S	SE	DIG	D/S	RE	BS	BA	TB	B/S	BE	BHE	Points	Pts/S
2015	85	24-15	0	0.00	0	0	.000	27	0.32	11	0.13	23	171	2.01	17	0	0	0	0.00	0	0	11.0	0.13
TOTAL	85	24-15	0	0.00	0	0	.000	27	0.32	11	0.13	23	171	2.01	17	0	0	0	0.00	0	0	11.0	0.13



9

Why Wisconsin?

"Growing up, all I ever wanted to be was a Badger. My dad went to school here and I remember when I was little I said I wanted to play for the football team ... but I guess volleyball is good too!"

HANNAH JULEY

5-10 • Freshman • S • LaGrange, Ill./Lyons Township

Of Note: Older sister Erin played for the Badgers in 2014 as the back-up setter and played two years at Long Beach State ... played on the same club team as Badger teammate Julia Saunders

High School: 2015 *Volleyball Magazine* Feb 50 ... first-team AVCA Under Armour All-American ... played in the Under Armour All-America match being named the best setter in the skills competition ... ranked 21st by PrepVolleyball.com Senior Aces ... *Chicago Sun Times* all-state as a senior ... 2014 *Pioneer Press* Player of the Year ... averaged 11.4 assists and 2.6 digs per set as a senior for coach Joann Pyritz ... had 1,590 assists and 523 digs for her career ... led Lyons Township (34-5) to a 2014 West Suburban Silver championship and into the sectional finals ... third-team high school All-American ... 2013 PrepVolleyball.com All-American ... also played basketball and soccer ... played club volleyball with 1st Alliance for Beth Keck ... club teammate of fellow UW freshman Julia Saunders ... All-Academic Team West Suburban Conference ... member of the sophomore honor roll

Personal: Parents are Steve Juley and Maria Jarvis ... has one sister Erin (22) ... born Oct. 25 ... nickname is Baby Juley ... major is undeclared

Off the Court with Hannah

Favorites—Spot on campus: The Terrace; Cartoon Character: Sheen from Jimmy Neutron; Movie: Remember the Titans; Celebrity: Matt Bomer; Food: Potstickers; TV Show: White Collar; Book: Slaughterhouse Five ; Car: Jeep Wrangler; Musical artists: Zac Brown Band and Brett Eldredge; Athlete: Michael Phelps; Volleyball Player: Debbie Green; Sports team: Chicago Blackhawks

First started volleyball: Eighth grade

Most memorable volleyball match: Coming back from being down 20-8 in a club match and ending up winning the set and the match

My favorite thing about Wisconsin volleyball is: How you never have to question if your teammate is giving their all because you know they always are

Before each match, I: Listen to my favorite music and go over the things I want to contribute in the game

Favorite place to play (besides the Field House): North Avenue Beach in Chicago

One word that describes the team: Hungry to win

Most memorable volleyball achievement: First-team Under Armour All-American

This summer, I: Took two classes, hung out with my teammates at every waking hour, worked out, went to open gyms, and explored all the awesome places in Madison.

Is there something significant about your uniform number? The number nine has always been lucky for me and I knew it was meant to be when it was available to pick.

The best thing about the Field House is: How you can see all the history of it when you walk in; it makes you feel like you are apart of something special.

If I could change one volleyball rule, it would be: Allowing setters to reach on the other side of the net to save a set when they are back row.

If I was Coach Sheffield for the day, I would: Switch the lineup all around for one practice so everyone could play each position for fun.

What is your favorite Coach Sheffield saying? "Bring it!"

Dream as a collegiate player: Win a national championship

What would you be doing if you weren't playing collegiate volleyball? I would drive out to Cali and find whatever job I could and play beach as much as possible.

The best thing about Madison is: The amazing sunsets on Lake Mendota

Fantasy job/career: being a sports agent like Jerry McGuire

Persons most admired/role models: My mom and dad

My most prized possession is: My elephant necklace because it's my good luck charm

I can't live without: Peanut butter and jelly sandwiches

My secret addiction is: Bread and butter pickles. I eat the entire jar in one sitting

Weird thing about me that almost no one knows: I can bend my pointer finger all the way back to touch the top of my hand

The best sporting event I ever attended was: My high schools basketball blackout game against our biggest rival and storming the court after we won.

Nobody knows how much I love to: Belt out songs when I am driving by myself

If I could live any place in the world it would be: Venice, Italy

If you could trade places for a day with a person, who would it be and why? I would want to be a minion from Despicable Me because I think it looks like fun

What are you most thankful for? How supportive my family and friends are. Without them no way would I have been the person I am today.

My favorite quote or motto is: "Some are born great, some achieve greatness, and some have greatness thrust upon 'em." Shakespeare

The best advice I have ever gotten is: My dad always tells me that champions will find a way to succeed even on their worst days.



TORI BLAKE

6-3 • Junior • MB • Midland, Mich./Midland

Of Note: Graduated from high school early and joined the Badgers for the 2013 spring semester

2015: Has played in 10 matches and 16 sets, making two starts... set a new career high with seven blocks vs. Kent State (Sept. 11) ... recorded a new career high with eight kills against Western Kentucky (Aug. 28) ... also set a career high with 10 points against the Lady Toppers ... contributes 0.69 blocks per set and .94 kills per set

2014: Played in 12 matches and 16 sets ... hit a team best .522, putting away 14 kills on 23 attempts with only two errors ... averaged 0.88 kills per set ... had a career-high five kills vs. Florida A&M (Sept. 6), taking a career-high nine attempts ... tied her career best with one dig vs. the Rattlers ... averaged 0.50 blocks per set ... had a career-high four blocks vs. Rutgers (Oct. 10)

2013: Played in 14 matches, starting one, and 22 sets ... had one dig and two blocks vs. Iona (Aug. 30) ... recorded a career-high two kills vs. Colgate (Sept. 21) ... recorded one kill and one block at Purdue (Nov. 2) ... tallied one kill and two blocks at Northwestern (Nov. 30) and vs. Milwaukee (Dec. 6) ... averaged 0.23 kills and 0.41 blocks per set

Personal: Parents are Gregg and Lynda Blake ... sister Dani (21) plays basketball at Michigan Tech ... born April 7 ... nicknames are Bambi, Taz, and Shark Bait ... full name is Victoria ... major is retailing

Date	Opponent	SP	K	E	TA	Pct	A	SA	SE	RE	DIG	BS	BA	BE	Total	BHE	Points
Aug. 28	W KENTUCKY	4	8	4	18	.222	0	0	0	0	0	1	2	0	3.0	0	10.0
Aug. 29	COLGATE	1	0	0	0	.000	0	0	0	0	0	0	0	0	0.0	0	0.0
Sept. 4	vs. North Carolina	1	0	0	0	.000	0	0	0	0	0	0	0	0	0.0	0	0.0
Sept. 5	at Louisville	2	1	0	1	1.000	0	0	0	0	0	0	0	0	0.0	0	1.0
Sept. 10	GEORGIA	1	1	0	1	1.000	0	0	0	0	0	0	0	0	0.0	0	1.0
Sept. 11	KENT STATE	3	5	0	7	.714	0	0	0	0	2	0	7	0	7.0	0	8.5
Sept. 18	vs Kansas State	1	0	0	0	.000	0	0	0	0	0	0	0	0	0.0	0	0.0
Sept. 19	at Creighton	1	0	0	3	.000	0	0	0	0	0	0	0	0	0.0	0	0.0
Sept. 19	vs Arkansas	1	0	0	2	.000	0	0	0	0	0	0	0	0	0.0	0	0.0
Nov. 6	MICHIGAN	1	0	0	0	.000	0	0	0	0	0	0	1	0	1.0	0	0.5
Totals		16	15	4	32	.344	0	0	0	0	2	1	10	0	11.0	0	21.0

Kills per set: .94
Digs per set: 0.12
Blocks per set: 0.69
Points per set: 1.31

Career Highs

Kills: 8 vs. Western Kentucky, 8-28-15
Attempts: 18 vs. Western Kentucky, 8-28-15
Hitting Percentage: .714 (5-0-7) vs. Kent State, 10-11-15
Assists: 0
Service Aces: 0
Digs: 1 (2x; MR vs. Florida A&M, 9-6-14)
Blocks: 7 vs. Kent State, 9-11-15
Points: 10 vs. Western Kentucky, 8-28-15

Career Statistics

Season	SP	MP-MS	K	K/S	E	TA	Pct	A	A/S	SA	SA/S	SE	DIG	D/S	RE	BS	BA	TB	B/S	BE	BHE	Points	Pts/S
2013	22	14-1	5	0.23	3	12	.167	0	0.00	0	0.00	0	1	0.05	0	1	8	9	0.41	2	0	10.0	0.45
2014	16	12-0	14	0.88	2	23	.522	0	0.00	0	0.00	0	1	0.06	0	0	8	8	0.50	1	0	18.0	1.12
2015	16	10-2	15	0.94	4	32	.344	0	0.00	0	0.00	0	2	0.12	0	1	10	11	0.69	0	0	21.0	1.31
TOTAL	54	36-3	34	0.63	9	67	.373	0	0.00	0	0.00	0	4	0.07	0	2	26	28	0.52	3	0	49.0	0.91



11

Honors

- 2015 Creighton Classic All-Tournament
- Big Ten Defensive Player of the Week–Oct. 5, 2015 (co), Oct. 26, 2015
- Big Ten Freshman of the Week–Oct. 26, 2015

Career Highs

Kills: 16 vs. Arkansas, 9-19-15
Attacks: 27 (3x; MR vs. Minnesota, 10-14-15)
Attack pct: .583 (9-2-12) vs. Georgia, 9-10-15
Assists: 1 (2x; MR vs. Arkansas, 9-19-15)
Serve aces: 0
Digs: 3 (2x; MR at Iowa, 10-23-15)
Blocks: 7 (3x; MR at Nebraska, 10-26-15)
Points: 18.0 vs. Arkansas, 9-19-15

TIONNA WILLIAMS

6-2 • Freshman • MB • Fort Wayne, Ind./Concordia Lutheran

2015: Has played in all 24 matches, starting 22, and 81 sets ... leads the team and ranks third in the Big Ten with 1.35 blocks per set, which is best among conference freshmen ... also ranks fourth in the Big Ten with 1.4 blocks per set in conference-only matches ... had a career-high seven blocks vs. Illinois (Sept. 30), vs. Minnesota (Oct. 14), at Iowa (Oct. 23) and at Nebraska (Oct. 24) ... has five-or-more blocks in 14 matches ... has led the team in blocks in 15 matches ... adds 2.14 kills per set ... had a career-high 16 kills vs. Arkansas (Sept. 19) ... has double-figure kills in two matches ... ranks second on the team with a .300 hitting percentage, which is 15th overall in the Big Ten ... had one assist in three matches, most recently vs. Minnesota (Oct. 14) ... tallied a career-high three digs at Maryland (Oct. 10) and at Iowa (Oct. 23)

High School: 2015 AAU All-American ... 2015 *Volleyball Magazine* Feb 50 ... ranked sixth by PrepVolleyball.com ... *USA Today* All-USA First Team ... 2014 AVCA Under Armour first-team All-American ... four-time conference player of the year for coach Trish Miller at Concordia Lutheran ... two-time first-team all-state ... two-time *News Sentinel* and *Journal Gazette* Player of the Year ... won the 2014 Indiana state 3A championship after finishing as the runner-up as a junior ... averaged 5.0 kills (537 total) per set while hitting .469 as a senior ... added 2.7 digs (294), 1.0 blocks (109) and 0.6 (66) service aces per set her final season ... named the Indiana High School Athletic Association Mental Attitude award winner for volleyball in her class ... led her team to four sectional titles and four regional championships ... played club volleyball with Munciana under coach Mike Lingenfelter ... two-time AAU 18-Open All-American ... aided her team to second and third-place finishes at AAU 18-Open Nationals

Personal: Parents are Clint Csadenyi and DeCarlo Williams ... has two siblings–Kayla Williams (15) and DaCari Williams (13) ... born Sept. 10 ... major is undeclared

Date	Opponent	SP	K	E	TA	Pct	A	SA	SE	RE	DIG	BS	BA	BE	Total	BHE	Points
Aug 28	W KENTUCKY	2	0	0	1	.000	0	0	1	0	0	0	1	0	1.0	0	0.5
Aug 29	COLGATE	3	6	5	24	.042	0	0	0	0	0	0	6	0	6.0	0	9.0
Aug. 29	CHARLESTON	3	4	1	7	.429	1	0	0	0	1	1	5	1	6.0	0	7.5
Sept. 4	vs. North Carolina	3	4	3	10	.100	0	0	0	0	1	1	2	1	3.0	0	6.0
Sept. 5	at Louisville	4	9	3	20	.300	0	0	0	0	1	0	6	0	6.0	0	12.0
Sept. 10	GEORGIA	3	9	2	12	.583	0	0	0	0	1	0	6	0	6.0	0	12.0
Sept. 11	KENT STATE	1	3	1	6	.333	0	0	0	0	0	0	1	0	1.0	0	3.5
Sept. 18	vs Kansas State	4	9	2	27	.259	0	0	0	0	0	0	2	1	2.0	0	10.0
Sept. 19	at Creighton	3	5	2	12	.250	0	0	0	1	1	0	4	0	4.0	0	7.0
Sept. 19	vs Arkansas	5	16	2	27	.519	1	0	0	0	1	1	2	0	3.0	0	18.0
Sept. 23	at Penn State	3	8	2	16	.375	0	0	0	0	0	0	2	1	2.0	0	9.0
Sept. 27	at Ohio State	5	9	2	20	.350	0	0	0	0	1	0	5	0	5.0	0	11.5
Sept. 30	ILLINOIS	4	8	2	21	.286	0	0	0	0	0	0	7	2	7.0	0	11.5
Oct. 4	NORTHWESTERN	3	6	2	13	.308	0	0	0	0	0	1	5	0	6.0	0	9.5
Oct. 9	at Rutgers	3	6	1	14	.357	0	0	0	0	0	0	6	0	6.0	0	9.0
Oct. 10	at Maryland	3	6	3	13	.231	0	0	0	0	3	1	4	1	5.0	0	9.0
Oct. 14	MINNESOTA	5	7	6	27	.037	1	0	0	0	0	0	7	0	7.0	0	10.5
Oct. 17	at Minnesota	4	12	2	22	.455	0	0	0	0	1	1	5	1	6.0	1	15.5
Oct. 23	at Iowa	3	7	4	17	.176	0	0	0	0	3	1	6	0	7.0	0	11.0
Oct. 24	at Nebraska	4	9	2	17	.412	0	0	0	0	0	0	7	0	7.0	0	12.5
Oct 30	PURDUE	4	8	3	22	.227	0	0	0	0	1	0	4	0	4.0	0	10.0
Nov 1	INDIANA	3	7	2	13	.385	0	0	0	0	0	0	5	0	5.0	0	9.5
Nov.6	MICHIGAN	3	7	3	15	.267	0	0	0	0	1	0	3	0	3.0	0	8.5
Nov. 8	MICHIGAN STATE	3	8	2	11	.545	0	0	0	0	0	0	1	0	1.0	0	8.5
Totals		81	173	57	387	.300	3	0	1	1	16	7	102	8	109.0	1	231.0

Sets played: 81
 Assists per set: 0.04
 Blocks per set: 1.35

Kills per set: 2.14
 Digs per set: 0.20
 Points per set: 2.85

Career Statistics

Season	SP	MP-MS	K	K/S	E	TA	Pct	A	A/S	SA	SA/S	SE	DIG	D/S	RE	BS	BA	TB	B/S	BE	BHE	Points	Pts/S
2015	81	24-22	173	2.14	57	387	.300	3	0.04	0	0.00	1	16	0.20	1	7	102	109	1.35	8	1	231.0	2.85
TOTAL	81	24-22	173	2.14	57	387	.300	3	0.04	0	0.00	1	16	0.20	1	7	102	109	1.35	8	1	231.0	2.85



12

JULIA SAUNDERS

6-3 • Freshman • OH/RS • LaGrange, Ill./Nazareth Academy

Of Note: Coached in high school by her father ... mother played volleyball at Oklahoma from 1983-87, setting school season records for blocks ... father competed in track and cross country at Illinois-Chicago from 1970-74, earning five All-America honors and is a member of the UIC Hall of Fame

2015: Appeared in two sets ... tallied one kill vs. Georgia (Sept. 10)

High School: 2015 *Volleyball Magazine* Feb 50 ... ranked as the No. 71 recruit by PrepVolleyball.com ... three-time East Suburban Catholic Conference player of the year for coach Wayne Saunders ... second-team all-state selection by the *Champaign News Gazette* ... guided Nazareth Academy to three regional titles ... averaged 4.1 kills, 2.1 digs and 0.6 blocks per set as a senior ... participated in USA Volleyball's High Performance program ... third-team AVCA Under Armour All-American ... member of the A Honor Roll ... named an Advanced Placement Scholar ... also played club volleyball with 1st Alliance under coach Sue Keck ... member of USA Volleyball's High Performance program, competing with the Junior A1 team, aiding her team to a first-place finish

Personal: Parents are Wayne and Margaret (Page) Saunders ... has one sister--Emma (20) ... born June 25 ... intends on majoring in biology ... nickname is Saunders

Date	Opponent	SP	K	E	TA	Pct	A	SA	SE	RE	DIG	BS	BA	BE	Total	BHE	Points
Sept. 10	GEORGIA	1	1	0	2	.500	0	0	0	0	0	0	0	0	0.0	0	1.0
Oct. 9	at RUTGERS	1	0	0	0	0	0	0	0	0	0	0	0	0	0	0	0
Totals		2	1	0	2	.500	0	0	0	0	0	0	0	0	0.0	0	1.0

Kills per set: .50
Points per set: .50

Career Highs

Kills: 1 vs. Georgia, 9-10-15
Attacks: 2 vs. Georgia, 9-10-15
Attack pct: .500 (1-0-2) vs. Georgia, 9-10-15
Assists: 0
Serve aces: 0
Digs: 0
Blocks: 0
Points: 1 vs. Georgia, 9-10-15

Career Statistics

Season	SP	MP-MS	K	K/S	E	TA	Pct	A	A/S	SA	SA/S	SE	DIG	D/S	RE	BS	BA	TB	B/S	BE	BHE	Points	Pts/S
2015	2	2-0	1	.50	0	2	.500	0	0.00	0	0.00	0	0	0.00	0	0	0	0	0.00	0	0	1.0	1.00
TOTAL	2	2-0	1	.50	0	2	.500	0	0.00	0	0.00	0	0	0.00	0	0	0	0	0.00	0	0	1.0	1.00



13

Honors

- 2015 Creighton Classic MVP
- 2015 HotelRED Invitational All-Tournament
- 2014 AVCA Honorable Mention All-American
- 2014 AVCA All-Northeast Region
- 2014 Honorable Mention All-Big Ten
- 2014 HotelRED Invitational All-Tournament
- 2014 Academic All-Big Ten
- 2013 Big Ten All-Freshman Team
- Big Ten Freshman of the Week, Sept. 30, 2013

Career Highs

Kills: 18 vs. Arkansas, 9-19-15

Attempts: 30 at Michigan, 11-7-14

Hitting Percentage: .727 (8-0-11) at North Dakota State, 9-7-13

Assists: 2 at Rutgers, 11-26-14

Service Aces: 4 (2x; MR at Iowa, 10-23-15)

Digs: 6 (2x; MR vs. Ohio State, 12-12-14)

Blocks: 10 at Nebraska, 10-5-13

Points: 23.5 vs. Arkansas, 9-19-15

HALEIGH NELSON

6-4 • Junior • MB • Cary, N.C./Cardinal Gibbons

Of note: Ranks second in program history with a career hitting percentage of .356, seventh in blocks per set (1.22) and 10th in block assists (384)

2015: Has started all 24 matches and played in all 85 sets ... ranks third on the team with 2.46 kills per set ... set a career high with 18 kills vs. Arkansas (Sept. 19) ... has led the team in kills in three matches ... leads the team and ranks second in the Big Ten with a hitting percentage of .404 ... ranks second on the team and sixth in the Big Ten with 1.21 blocks per set ... had a season high eight blocks at Nebraska (Oct. 24) ... set a new career high with three block solos vs. Michigan State (Nov. 8) ... also recorded two block solos vs. Western Kentucky (Aug. 28) and against the Huskers ... has led the team in blocks in 10 matches ... set a new career high with four service aces vs. Kent State (Sept. 11) and at Iowa (Oct. 23) ... has a team-best 22 service aces and ranks 12th in Big Ten with .26/set ... has led the team in aces in seven matches ... recorded a season-high five digs at Iowa

Personal: Parents are Harold and Suzette Nelson, and Vanessa Nelson ... has one sister, Hannah (15) ... born April 6 ... nickname is Nelly ... advertising chair of the Student-Athlete Advisory Committee (SAAC) and member of the Coordinated Leadership Initiative (CLI) ... also volunteers with Badgers Give Back

Date	Opponent	SP	K	E	TA	Pct	A	SA	SE	RE	DIG	BS	BA	BE	Total	BHE	Points
Aug 28	W. KENTUCKY	4	8	1	19	.368	0	0	2	0	2	2	4	0	6.0	0	12.0
Aug 29	COLGATE	3	7	1	10	.600	0	0	0	0	1	1	3	1	4.0	0	9.5
Aug. 29	CHARLESTON	3	7	2	12	.417	0	1	0	0	1	0	4	1	4.0	0	10.0
Sep 4	NORTH CAROLINA	3	11	0	19	.579	1	0	0	0	2	0	3	0	3.0	0	12.5
Sep 5	at Louisville	4	6	5	19	.053	0	0	0	0	3	0	4	0	4.0	0	8.0
Sept.10	GEORGIA	3	4	0	8	.500	0	0	1	0	0	1	4	1	5.0	0	7.0
Sept. 11	KENT STATE	3	11	2	19	.474	1	4	0	0	0	1	1	0	2.0	0	16.5
Sept. 18	vs Kansas State	4	11	3	28	.286	1	0	0	0	1	0	5	0	5.0	0	13.5
Sept. 19	at Creighton	3	4	0	12	.333	0	1	1	0	3	0	7	0	7.0	0	8.5
Sept. 19	vs Arkansas	5	18	3	29	.517	1	3	1	0	3	0	5	1	5.0	0	23.5
Sept. 23	at Penn State	3	10	3	18	.389	0	0	0	0	2	0	3	0	3.0	0	11.5
Sept. 27	at Ohio State	5	11	3	27	.296	0	1	1	0	4	1	2	0	3.0	0	14.0
Sept. 30	ILLINOIS	4	12	3	27	.333	1	1	2	0	3	0	5	1	5.0	0	15.5
Oct. 4	NORTHWESTERN	3	5	2	14	.214	0	1	1	0	1	0	6	0	6.0	0	9.0
Oct. 9	at Rutgers	3	6	0	12	.500	1	2	0	0	1	0	3	1	3.0	0	9.5
Oct. 10	at Maryland	3	8	0	13	.615	0	0	1	0	4	0	3	0	3.0	0	9.5
Oct. 14	MINNESOTA	5	12	2	23	.435	1	2	0	0	3	0	5	1	5.0	0	16.5
Oct. 17	at Minnesota	4	6	1	23	.217	0	0	2	0	1	0	5	0	5.0	0	8.5
Oct. 23	at Iowa	3	6	0	13	.462	0	4	0	0	5	0	3	0	3.0	0	11.5
Oct. 24	at Nebraska	4	5	0	15	.333	0	0	1	0	1	2	6	0	8.0	0	10.0
Oct 30	PURDUE	4	9	2	16	.438	0	0	1	0	1	0	1	0	1.0	0	9.5
Nov 1	INDIANA	3	11	2	16	.562	0	1	1	0	2	0	2	1	2.0	0	13.0
Nov. 6	MICHIGAN	3	14	1	24	.542	1	0	2	0	2	0	4	1	4.0	0	16.0
Nov. 8	MICHIGAN STATE	3	7	0	12	.583	1	1	1	0	2	3	4	0	7.0	0	13.0
Totals		85	209	36	428	.404	9	22	18	0	48	11	92	9	103.0	0	288.0

Sets played: 85

Kills per set: 2.46

Assists per set: 0.11

Service aces per set: 0.26

Digs per set: 0.56

Blocks per set: 1.21

Points per set: 3.39

Career Statistics

Season	SP	MP-MS	K	K/S	E	TA	Pct	A	A/S	SA	SA/S	SE	DIG	D/S	RE	BS	BA	TB	B/S	BE	BHE	Points	Pts/S
2013	145	38-37	252	1.74	60	603	.318	4	0.03	0	0.00	0	21	0.14	1	16	148	164	1.13	17	1	342.0	2.36
2014	114	34-33	260	2.28	62	551	.359	6	0.05	18	0.16	32	77	0.68	1	8	144	152	1.33	10	1	358.0	3.14
2015	85	24-24	209	2.46	36	428	.404	9	0.11	22	0.26	18	48	0.56	0	11	92	103	1.21	9	0	288.0	3.39
TOTAL	344	96-94	721	2.10	158	1582	.356	19	0.06	40	0.12	50	146	0.42	2	35	384	419	1.22	36	2	988.0	2.87



MADISON DUELLO

6-3 • Freshman • OH • Kansas City, Mo./Liberty

2015: Has played in 20 matches, starting one, and 47 sets ... currently serving for Lauryn Gillis ... had her first career service ace vs. Purdue (Oct. 30) ... also added an ace vs. Indiana (Nov. 1) ... had a career-high five kills vs. Colgate (Aug. 29) ... averaging 0.55 kills per set ... also had a career high two blocks three times, most recently at Iowa (Oct. 23) ... tallied a career high four digs vs. Indiana .. also added three digs vs. Purdue... adds 0.17 blocks per set

High school: 2015 *Volleyball Magazine* Feb 50 ... No. 9 recruit in the country by PrepVolleyball.com ... 2014 Missouri Gatorade Player of the Year ... 2014 AVCA Under Armour first-team All-American ... played in the Under Armour All-America match ... three-time all-state pick for coaches April Fleming and Eric Leone at Liberty High School ... aided Liberty to three districts titles and a fourth-place finish at state in 2014 ... had 546 kills (6.7/set), 239 digs (3.0/set), 53 blocks (0.7/set) and 23 service aces while hitting .420 as a senior ... ended her career as her school's record holder for kills with 1,391 ... 2015 Kansas City Star All-Metro Player of the Year ... four-time all-conference ... three-time all-district and all-region ... played club volleyball with KC Power under coaches Katie Martincich and Mike Dauernheim ... named on of the top-50 Juniors by PrepVolleyball.com ... named one of 30 Underclassmen to Watch by *Volleyball Magazine* ... participated in the USA Volleyball High Performance program ... named to the all-tournament team at the Junior A1 in 2014, aiding her team to a first-place finish ... team also won the 2013 Girls Youth Continental

Personal: Parents are Dave and Kristin Duello ... has one brother-Cameron (14) ... born May 6 ... intends on majoring in elementary education ... nickname is D

Date	Opponent	SP	K	E	TA	Pct	A	SA	SE	RE	DIG	BS	BA	BE	Total	BHE	Points
Aug 28	W. KENTUCKY	1	1	1	2	.000	0	0	0	0	0	0	0	0	0.0	0	1.0
Aug 29	COLGATE	3	5	4	13	.077	0	0	0	0	0	0	2	0	2.0	0	6.0
Sept. 4	vs. North Carolina	3	4	3	10	.100	0	0	0	0	0	0	0	0	0.0	0	4.0
Sept. 5	at Louisville	1	1	0	3	.333	0	0	0	0	0	0	0	0	0.0	0	1.0
Sept. 10	GEORGIA	2	1	0	2	.500	0	0	0	0	0	0	2	0	2.0	0	2.0
Sept. 11	KENT STATE	1	1	1	2	.000	0	0	0	0	0	0	0	0	0.0	0	1.0
Sept. 18	vs Kansas State	3	4	4	16	.000	0	0	0	0	2	0	1	0	1.0	0	4.5
Sept. 19	vs Arkansas	1	2	2	5	.000	0	0	0	0	0	0	0	0	0.0	0	2.0
Sept. 23	at Penn State	2	0	1	2	-.500	0	0	0	0	0	0	1	0	1.0	0	0.5
Sept. 27	at Ohio State	1	0	1	1	-1.000	0	0	0	0	0	0	0	0	0.0	0	0.0
Oct. 4	NORTHWESTERN	3	0	0	0	.000	0	0	1	0	1	0	0	0	0.0	0	0.0
Oct. 9	at Rutgers	1	1	0	1	1.000	0	0	0	0	0	0	0	0	0.0	0	1.0
Oct. 10	at Maryland	1	0	0	0	.000	0	0	1	0	0	0	0	0	0.0	0	0.0
Oct. 17	at Minnesota	4	0	0	1	.000	0	0	1	0	1	0	0	0	0.0	0	0.0
Oct. 23	at Iowa	3	4	2	9	.222	0	0	0	0	2	0	2	0	2.0	0	5.0
Oct. 24	at Nebraska	4	0	1	1	-1.000	0	0	2	0	2	0	0	0	0.0	0	0.0
Oct 30	PURDUE	4	0	0	0	.000	1	1	2	0	3	0	0	0	0.0	0	1.0
Nov 1	INDIANA	3	0	0	0	.000	1	1	0	0	4	0	0	0	0.0	0	1.0
Nov. 6	MICHIGAN	3	2	2	7	.000	0	0	1	0	0	0	0	0	0.0	0	2.0
Nov. 8	MICHIGAN STATE	3	0	0	0	.000	0	0	0	0	1	0	0	0	0.0	0	0.0
Totals		47	26	22	75	.053	2	2	8	0	16	0	8	0	8.0	0	32.0

Kills per set: 0.55
Assists per set: 0.04
Service aces per set: 0.04
Digs per set: 0.34
Blocks per set: 0.17
Points per set: 0.68

Career Highs

Kills: 5 vs. Colgate, 8-29-15

Attacks: 16 vs. Kansas State, 9-18-15

Attack pct: .333 (1-0-3) at Louisville, 9-5-15

Assists:

Serve aces:

Digs: 4 vs. Indiana, 11-1-15

Blocks: 2 (3x; MR at Iowa, 10-23-15)

Points: 6.0 vs. Colgate, 8-29-15

Career Statistics

Season	SP	MP-MS	K	K/S	E	TA	Pct	A	A/S	SA	SA/S	SE	DIG	D/S	RE	BS	BA	TB	B/S	BE	BHE	Points	Pts/S
2015	47	20-1	26	0.55	22	75	.053	2	0.04	2	0.04	8	16	0.34	0	0	8	8	0.17	0	0	32.0	0.68
TOTAL	47	20-1	26	0.55	22	75	.053	2	0.04	2	0.04	8	16	0.34	0	0	8	8	0.17	0	0	32.0	0.68

[illegible]

Match-by-Match Leaders

	Kills	%	Assists	Aces	Digs	Blocks
8/28 vs. Western Kentucky	Gillis–14	Nelson–.368	Carlini–46	Carlini/Bates–1	Morey–17	Nelson–6
8/29 vs. Colgate	Gillis–17	Gillis–.400	Carlini–43	Carlini–1	Morey–16	Williams–6
8/29 vs. Charleston	Gillis/Krišková–9	Krišková–.500	Carlini–33	MacDonald–2	Morey–12	Williams–6
9/4 vs. North Carolina	Bates–12	Nelson–.579	Carlini–30	Carlini–1	Morey–20	Williams/Nelson/Krišková–3
9/5 at Louisville	Bates–16	Krišková–.333	Carlini–47	Morey/MacDonald–1	Morey–19	Williams–6
9/10 vs. Georgia	Bates–14	Williams–.583	Carlini–33	Bates–2	MacDonald–14	Williams–6
9/11 vs. Kent State	Bates–12	Nelson–.474	Carlini–37	Nelson–4	Morey–12	Blake–7
9/18 vs. Kansas State	Gillis–18	Nelson–.286	Carlini–53	MacDonald–1	Morey–29	Nelson–5
9/19 at Creighton	Bates–12	Nelson–.333	Carlini–34	Carlini/Bates/Nelson–1	Morey–18	Nelson–7
9/19 vs. Arkansas	Nelson–18	Williams–.519	Carlini–56	Nelson–3	Morey–17	Nelson–5
9/23 at Penn State	Nelson–10	Nelson–.389	Carlini–36	None	Carlini–10	Nelson–3
9/27 at Ohio State	Bates–13	Williams–.350	Carlini–50	Nelson/Gillis–1	Morey–20	Williams–5
9/30 vs. Illinois	Krišková–15	Krišková–.400	Carlini–48	MacDonald–3	Morey/Bates–16	Williams–7
10/4 vs. Northwestern	Bates–12	Krišková–.350	Carlini–32	Carlini/Bates/Nelson/Morey–1	Morey–11	Williams/Nelson/Krišková–6
10/9 at Rutgers	Bates/Gillis–8	Gillis–.500	Carlini–31	Morey–3	MacDonald–10	Williams–6
10/10 at Maryland	Gillis–12	Nelson–.615	Carlini–40	Carlini–4	Morey–13	Williams–5
10/14 vs. Minnesota	Bates–17	Nelson–.435	Carlini–54	Nelson–2	Morey–24	Williams–7
10/17 at Minnesota	Gillis–20	Williams–.455	Carlini–49	Bates/MacDonald/Morey–1	Morey–25	Williams–6
10/23 at Iowa	Gillis–11	Nelson–.462	Carlini–39	Nelson–4	Morey–15	Williams–7
10/24 at Nebraska	Bates–16	Williams–.412	Carlini–49	Carlini–1	Gillis–19	Nelson–8
10/30 vs. Purdue	Bates–17	Krišková–.611	Carlini–54	Duello–1	Morey–20	Williams–4
11/1 vs. Indiana	Bates/Nelson–11	Nelson–.562	Carlini–33	Nelson/Duello–1	Morey–9	Williams–5
11/6 vs. Michigan	Nelson/Gillis–14	Nelson–.542	Carlini–44	Bates–2	Morey–22	Nelson/Krišková–4
11/8 vs. Michigan State	Krišková–9	Nelson–.583	Carlini–31	Carlini/Nelson/Morey–1	Morey–8	Nelson–7

Led Team ...

in Kills

	2012	2013	2014	2015	Total
Kelli Bates	—	—	7	12	19
Lauryn Gillis	—	—	3&	8	11/8
Haleigh Nelson	—	1	4	4	9
Romana Krišková	9^	31^	RS	3	43/3

in Hitting Percentage

	2012	2013	2014	2015	Total
Haleigh Nelson	—	10	13	12	35
Lauren Carlini	—	3	3	0	6
Romana Krišková	—	—	RS	5	5
Tionna Williams	—	—	—	5	5
Lauryn Gillis	—	—	3&	1	4/1

in Assists

	2012	2013	2014	2015	Total
Lauren Carlini	—	33	34	24	91

— Did not compete that season

* at Notre Dame ^ at VCU & at USC

Career/UW totals All category leaders include ties.

in Service Aces

	2012	2013	2014	2015	Total
Lauren Carlini	—	13	20	6	39
Taylor Morey	14*	1	6	3	24/10
Kelli Bates	—	—	2	5	7
Haleigh Nelson	—	—	0	7	7
Amber MacDonald	—	—	—	5	5
Madison Duello	—	—	—	2	2

in Digs

	2012	2013	2014	2015	Total
Taylor Morey	27*	10	28	20	85/58
Lauren Carlini	—	6	5	1	12
Amber MacDonald	—	—	—	2	2
Lauryn Gillis	—	—	3&	1	4/1

in Blocks

	2012	2013	2014	2015	Total
Haleigh Nelson	—	22	19	10	51
Tionna Williams	—	—	—	15	15
Lauren Carlini	—	3	2	0	5
Tori Blake	—	1	0	1	2
Romana Krišková	1^	4^	RS	3	8/3

2015 Starting Lineups

Matches

Match 1, 7

Match 2, 6

Match 3-5, 8-24

24 Matches

S, MB1, MB2, OH1, OH2, RS (DS), L

Carlini, Nelson, Blake, Gillis, Bates, Krišková (MacDonald), Morey

Carlini, Nelson, Williams, Gillis, Bates, Duello (MacDonald), Morey

Carlini, Nelson, Williams, Gillis, Bates, Krišková (MacDonald), Morey

Total

Record

1-1

2-0

15-5

18-6

Career Superlatives

Matches Played	2012	2013	2014	2015	Total	Current Streak	Longest Streak
Taylor Morey	30*	38	34	24	126/96	126/96	126/96
Haleigh Nelson	—	38	34	24	96	96	96
Lauren Carlini	—	34	34	24	92	92	92
Romana Krišková	30^	34^	1 (RS)	23	88/23	18	36^/18
Kelli Bates	—	—	34	24	58	58	58
Tori Blake	—	14	12	10	36	0	7
Lauryn Gillis	—	—	21#	24	45/24	24	24
Amber MacDonald	—	—	—	24	24	24	24
Tionna Williams	—	—	—	24	24	24	24
Madison Duello	—	—	—	20	20	10	10
Jordan Robbins	—	13&	RS	2	15/2	0	12&
Julia Saunders	—	—	—	1	1	0	1
Maddie Smith	—	—	—	2	2	1	1

Matches Started	2012	2013	2014	2015	Total	Current Streak	Longest Streak
Haleigh Nelson	—	37	33	24	94	29	63
Lauren Carlini	—	34	33	24	91	29	61
Romana Krišková	30^	34^	1 (RS)	8	73/8	0	36/1
Kelli Bates	—	—	29	24	53	43	43
Lauryn Gillis	—	—	17#	24	41/24	24	24
Tionna Williams	—	—	—	22	22	17	17
Jordan Robbins	—	8&	RS	0	10/0	0	8&
Amber MacDonald	—	—	—	15	15	3	3
Taylor Morey	0*	9	0	0	9	0	2
Tori Blake	—	1	0	2	3	0	1
Madison Duello	—	—	—	1	1	0	1

Sets Played	2012	2013	2014	2015	Total	Current Streak	Longest Streak
Taylor Morey	114*	146	116	85	461/347	461/347	461/347
Romana Krišková	109^	129^	1 (RS)	78	317/78	4	137^
Haleigh Nelson	—	145	114	85	344	138	140
Lauren Carlini	—	132	115	85	332	106	227
Kelli Bates	—	—	116	85	201	201	201
Lauryn Gillis	—	—	69	85	154/85	85	85
Jordan Robbins	—	43&	RS	3	46/2	0	29
Amber MacDonald	—	—	—	85	85	85	85
Tionna Williams	—	—	—	81	71	64	64
Tori Blake	—	22	16	16	54	0	4
Madison Duello	—	—	—	47	47	24	24
Julia Saunders	—	—	—	2	2	0	1
Maddie Smith	—	—	—	3	3	1	2

10+ Kills	2012	2013	2014	2015	Total	Current Streak	Longest Streak	20+ Kills	2012	2013	2014	2015	Total
Romana Krišková	10^	33^	RS	8	51/8	0	31	Romana Krišková	0	12^	RS	0	12
Kelli Bates	—	—	19	15	34	0	6	Lauryn Gillis	—	—	0	1	1
Haleigh Nelson	—	5	8	10	23	0	4						
Lauryn Gillis	—	—	5&	15	20	0	6						
Tionna Williams	—	—	—	2	2	0	1						

10+ Digs	2012	2013	2014	2015	Total	Current Streak	Longest Streak	20+ Digs	2012	2013	2014	2015	Total
Taylor Morey	26*	17	32	20	95/69	0	19	Taylor Morey	9	5	14	7	35
Lauren Carlini	—	22	18	9	49	0	5	Lauren Carlini	—	1	1	2	4
Romana Krišková	9^	15^	RS	0	24	0	2	— Did not compete that season					
Kelli Bates	—	—	11	14	25	0	6	* at Notre Dame^ at VCU & at USC					
Lauryn Gillis	—	—	4&	5	9/5	0	2&	Career/UW totals					
Amber MacDonald	—	—	—	7	7	0	2						

Career Double-Doubles

Lauren Carlini (Career-51/2015-10)

47 assists, 12 digs at Louisville, 9-5-15
33 assists, 10 digs vs. Georgia, 9-10-15
53 assists, 14 digs vs. Kansas State, 9-18-15
56 assists, 13 digs vs. Arkansas, 9-19-15
36 assists, 10 digs at Penn State, 9-23-15
50 assists, 13 digs at Ohio State, 9-27-15
48 assists, 13 digs vs. Illinois, 9-30-15
54 assists, 21 digs vs. Minnesota, 10-14-15
49 assists, 21 digs at Minnesota, 10-17-15
54 assists, 10 digs vs. Purdue, 10-30-15
37 assists, 13 digs vs. Florida A&M, 9-6-14
52 assists, 17 digs vs. Northern Colorado, 9-5-14
51 assists, 16 digs vs. Missouri State, 9-13-14
35 assists, 10 digs vs. Ball State, 9-13-14
55 assists, 10 digs vs. USC, 9-18-14
61 assists, 16 digs at Washington, 9-19-14
33 assists, 13 digs vs. Penn State, 9-24-14
38 assists, 11 digs at Northwestern, 10-1-14
42 assists, 13 digs at Illinois, 10-4-14
22 assists, 11 digs vs. Rutgers, 10-10-14
34 assists, 18 digs at Minnesota, 10-15-14
48 assists, 14 digs at Michigan, 11-7-14
37 assists, 15 digs vs. Michigan, 11-12-14
54 assists, 10 digs vs. Illinois, 11-19-14
33 assists, 20 digs vs. Western Michigan, 12-4-14
33 assists, 13 digs vs. Illinois State, 12-5-14
43 assists, 17 digs vs. Ohio State, 12-12-14
38 assists, 10 digs vs. Penn State, 12-13-14
50 assists, 12 digs vs. Texas, 12-19-13
55 assists, 10 digs vs. Purdue, 12-14-13
53 assists, 14 digs vs. Florida State, 12-13-13
56 assists, 11 digs at Michigan, 11-23-13
51 assists, 17 digs at Minnesota, 11-27-13
56 assists, 11 digs at Michigan, 11-23-13
43 assists, 15 digs at Michigan State, 11-22-13
50 assists, 12 digs vs. Ohio State, 11-17-13
42 assists, 15 digs vs. Nebraska, 11-8-13
62 assists, 18 digs vs. Purdue, 11-2-13
46 assists, 14 digs vs. Illinois, 10-27-13
49 assists, 18 digs vs. Minnesota, 10-23-13
31 assists, 13 digs vs. Michigan, 10-17-13
40 assists, 10 digs at Ohio State, 10-11-13
49 assists, 14 digs at Nebraska, 10-5-13
46 assists, 13 dig at Iowa, 10-2-13
43 assists, 12 digs vs. Indiana, 9-28-13
49 assists, 10 digs vs. VCU, 9-21-13
43 assists, 12 digs vs. Colgate, 9-21-13
37 assists, 10 digs vs. NC State, 9-20-13
50 assists, 20 digs vs. Milwaukee 9-14-13
50 assists, 12 digs vs. Kansas, 9-13-13
28 assists, 12 digs vs. Louisville, 9-7-13

Kelli Bates (Career-16/2015-9)

13 kills, 10 digs vs. Western Kentucky, 8-28-15
13 kills, 14 digs vs. Colgate, 8-29-15
16 kills, 12 digs at Louisville, 9-5-15
13 kills, 11 digs vs. Kansas State, 9-18-15
13 kills, 11 digs at Ohio State, 9-27-15
17 kills, 12 digs vs. Minnesota, 10-14-15
16 kills, 14 digs at Nebraska, 10-24-15
17 kills, 13 digs vs. Purdue, 10-30-15
10 kills, 10 digs vs. Michigan, 11-6-15
13 kills, 11 digs at Northern Colorado, 9-5-14
11 kills, 19 digs vs. USC, 9-18-14
13 kills, 10 digs at Michigan, 11-7-14
10 kills, 14 digs vs. Purdue, 11-28-14
10 kills, 10 digs vs. Illinois State, 12-5-14
12 kills, 17 digs vs. Ohio State, 12-12-14
12 kills, 12 digs vs. Penn State, 12-13-14

Romana Krišková (Career-19/2015-0)

17 kills, 11 digs at Kentucky, 9-6-13
27 kills, 10 digs vs. East Tennessee State, 9-7-13
28 kills, 10 digs at Tennessee, 9-14-13
16 kills, 13 digs vs. Wisconsin, 9-21-13
19 kills, 19 digs at Dayton, 9-27-13
27 kills, 11 digs at Duquesne, 9-29-13
22 kills, 15 digs vs. Dayton, 10-6-13
16 kills, 12 digs at George Mason, 10-11-13
22 kills, 16 digs at George Washington, 10-12-13
29 kills, 11 digs vs. William & Mary, 10-22-13
15 kills, 12 digs at Fordham, 10-25-13
13 kills, 12 digs vs. La Salle, 11-1-13
24 kills, 13 digs vs. Duquesne, 11-15-13
21 kills, 10 digs vs. Duquesne, 11-24-13
16 kills, 13 digs vs. Ohio, 11-30-13
14 kills, 11 digs vs. Illinois State, 8-24-12
12 kills, 10 digs at NC State, 9-1-12
14 kills, 10 digs at Duquesne, 9-21-12
10 kills, 11 digs vs. Xavier, 11-2-12

Lauryn Gillis (Career-6/2015-4)

18 kills, 16 digs vs. Kansas State, 9-18-15
11 kills, 11 digs at Ohio State, 9-27-15
13 kills, 14 digs vs. Minnesota, 10-14-15
14 kills, 19 digs at Nebraska, 10-24-15
15 kills, 16 digs at Pacific, 8-30-14
15 kills, 10 digs vs. Texas A&M, 9-11-14

Taylor Morey (Career-1/2015-0)

11 assists, 13 digs at Pepperdine, 8-31-13

2015 Honors

Big Ten Setter of the Week

Lauren Carlini, Oct. 5, Nov. 9

Big Ten Defensive Player of the Week

Taylor Morey, Sept. 7 (co)
Tionna Williams, Oct. 5 (co), Oct. 26

Big Ten Freshman of the Week

Tionna Williams, Oct. 26 (co)

Creighton Classic All-Tournament

Haleigh Nelson, MVP
Lauren Carlini
Tionna Williams

HotelRED Invitational All-Tournament

Haleigh Nelson
Lauryn Gillis

Preseason All-Big Ten

Lauren Carlini (Unanimous)
Taylor Morey

Career & Season Highs

#1 Lauren Carlini

Career Highs

Kills: 9 vs. Nebraska, 10-26-14
Attacks: 18 (2x; MR vs. Illinois, 11-19-14)
Attack pct: 1.000 (6-0-6) vs. Iowa, 11-10-13
Assists: 62 at Purdue, 11-2-13
Service aces: 4 (2x; MR at Maryland, 10-10-14)
Digs: 21 (2x; MR at Minnesota, 10-17-15)
Blocks: 6 (3x; MR at Penn State, 10-12-13)
Points: 13 vs. Nebraska, 10-26-14

Season Highs

Kills: 5 vs. Western Kentucky, 8-28
Attacks: 12 at Nebraska, 10-24
Attack pct: .800 (4-0-5) at Creighton, 9-19
Assists: 56 vs. Arkansas, 9-19
Service aces: 4 at Maryland, 10-10
Digs: 21 (2x; MR at Minnesota, 10-17)
Blocks: 5 (2x; MR at Nebraska, 10-24)
Points: 7.0 vs. Western Kentucky, 8-28

#2 Romana Krišková

Career Highs

Kills: 29 vs. William & Mary, 10-22-13
Attempts: 64 at Duquesne, 9-29-13
Attack Pct: .833 (21-1-24) vs. Liberty, 9-6-13
Assists: 4 vs. Georgetown, 9-8-12
Service Aces: 6 vs. George Mason, 10-18-13
Digs: 19 at Dayton, 9-27-13
Blocks: 7 vs. Illinois State, 8-31-13
Points: 33.5 at Tennessee, 9-14-13

Season Highs

Kills: 15 vs. Illinois, 9-30
Attempts: 38 vs. Kansas State, 9-18
Attack Pct: .611 (12-1-18) vs. Purdue, 10/30
Assists: 1 (2x; MR vs. Indiana, 11/1)
Service Aces: 0
Digs: 4 (2x; MR at Iowa, 10-23)
Blocks: 6 vs. Northwestern, 10-4
Points: 16.5 vs. Illinois, 9-30

#3 Lauryn Gillis

Career Highs

Kills: 20 at Minnesota, 10-17-15
Attacks: 52 at Minnesota, 10-17-15
Attack pct: .714 (11-1-14) vs. Rider, 8-29-14
Assists: 2 (3x; MR vs. Utah, 10-11-14)
Service aces: 3 vs. Utah, 10-11-14
Digs: 19 at Nebraska, 10-24-15
Blocks: 7 at Pacific, 8-30-14
Points: 21.5 at Pacific, 8-30-14

Season Highs

Kills: 20 at Minnesota, 10-17
Attacks: 52 at Minnesota, 10-17
Attack pct: .500 (8-0-16) at Rutgers, 10-9
Assists: 1 (10x; MR at Nebraska, 10-24)
Service aces: 1 at Ohio State, 9-27
Digs: 19 at Nebraska, 10-24
Blocks: 3 (6x; MR vs. Michigan, 11-6)
Points: 19.5 vs. Kansas State, 9-18

#4 Kelli Bates

Career Highs

Kills: 17 (3x; MR vs. Purdue, 10-30-15)
Attempts: 54 vs. Minnesota, 10-14-15
Attack Pct: .500 (11-1-20) vs. Rutgers, 10-10-14
Assists: 5 at Colorado State, 9-6-14
Service Aces: 2 (3x; MR vs. Michigan, 11-8-15)
Digs: 19 vs. USC, 9-18-14
Blocks: 5 at Illinois, 10-4-14
Points: 19.5 vs. Illinois, 11-19-14

Season Highs

Kills: 17 (2x; MR vs. Purdue, 10-30)
Attempts: 54 vs. Minnesota, 10-14
Attack Pct: .455 (12-2-22) vs. Kent State, 9-11
Assists: 4 vs. North Carolina, 9-4
Service Aces: 2 (2x; MR vs. Michigan, 11-6)
Digs: 16 vs. Illinois, 9-30
Blocks: 4 (2x; MR at Minnesota, 10-17)
Points: 19 vs. Minnesota, 10-14

#6 Taylor Morey

Career Highs

Kills: 4 vs. Delaware, 8-31-13
Attacks: 11 vs. Delaware, 8-31-13
Attack pct: 1.000 (1-0-1); (6x; MR at Missouri State, 9-13-14)
Assists: 11 at Pepperdine, 8-31-13
Service aces: 3 (3x; MR at Rutgers, 10-9-15)
Digs: 29 (5x; MR vs. Kansas State, 9-18-15)
Blocks: 0
Points: 5 vs. Delaware, 8-31-13

Season Highs

Kills: 1 at Minnesota, 10-17
Attacks: 3 at Minnesota, 10-17
Attack pct: .000 (1-1-3) at Minnesota, 10-17
Assists: 7 vs. Georgia, 9-10
Service aces: 3 at Rutgers, 10-9-15
Digs: 29 vs. Kansas State, 9-18
Blocks: 0
Points: 1 vs. Louisville, 9-5

#7 Amber MacDonald

Career Highs

Kills:
Attacks:
Attack pct:
Assists: 3 (3x; MR at Ohio State, 9-27-15)
Service aces: 3 vs. Illinois, 9-30-15
Digs: 15 vs. Colgate, 8-29-15
Blocks: 0
Points: 2.0 vs. Charleston, 8-9-15

#10 Tori Blake

Career Highs

Kills: 8 vs. Western Kentucky, 8-28-15
Attempts: 18 vs. Western Kentucky, 8-28-15
Hitting Percentage: .714 (5-0-7) vs. Kent State, 10-11-15
Assists: 0
Service Aces: 0
Digs: 2 vs. Kent State, 9-11-15
Blocks: 7 vs. Kent State, 9-11-15
Points: 10 vs. Western Kentucky, 8-28-15

Season Highs

Kills: 8 vs. Western Kentucky, 8-28
Attempts: 18 vs. Western Kentucky, 8-28
Hitting Percentage: .714 (5-0-7) vs. Kent State, 10-11
Assists: 0
Service Aces: 0
Digs: 2 vs. Kent State, 9-11
Blocks: 7 vs. Kent State, 9-11
Points: 10 vs. Western Kentucky, 8-28

#11 Tionna Williams

Career Highs

Kills: 16 vs. Arkansas, 9-19-15
Attacks: 27 (2x; MR vs. Arkansas, 9-19-15)
Attack pct: .583 (9-2-12) vs. Georgia, 9-10-15
Assists: 1 (2x; MR vs. Arkansas, 9-19-15)
Serve aces: 0
Digs: 3 at Iowa, 10-23-15
Blocks: 7 (4x; MR at Nebraska, 10-24-15)
Points: 18.0 vs. Arkansas, 9-19-15

#13 Haleigh Nelson

Career Highs

Kills: 18 vs. Arkansas, 9-19-15
Attempts: 30 at Michigan, 11-7-14
Hitting Percentage: .727 (8-0-11) at North Dakota State, 9-7-13
Assists: 2 at Rutgers, 11-26-14
Service Aces: 4 (2x; MR at Iowa, 10-23-15)
Digs: 6 (2x; MR vs. Ohio State, 12-12-14)
Blocks: 10 at Nebraska, 10-5-13
Points: 23.5 vs. Arkansas, 9-19-15

Season Highs

Kills: 18 vs. Arkansas, 9-19
Attempts: 49 vs. Arkansas, 9-19
Hitting Percentage: .615 (8-0-13) at Maryland, 10-10
Assists: 1 (9x; MR vs. Michigan State, 11-8)
Service Aces: 4 (2x; MR at Iowa, 10-23-15)
Digs: 5 at Iowa, 10-23-15
Blocks: 8 at Nebraska, 10-25-15
Points: 23.5 vs. Arkansas, 9-19

#14 Madison Duello

Career Highs

Kills: 5 vs. Colgate, 8-29-15
Attacks: 16 vs. Kansas State, 9-18-15
Attack pct: .333 (1-0-3) at Louisville, 9-5-15
Assists: 1 (2x; MR vs. Indiana, 11-1-15)
Serve aces: 1 (2x; MR vs. Indiana, 11-1-15)
Digs: 4 vs. Indiana, 11-1-15
Blocks: 2 (2x; MR vs. Georgia, 9-10-15)
Points: 6.0 vs. Colgate, 8-29-15

NCAA Statistics

Wisconsin - 2015-16 Women's Volleyball Ranking Summary thru games 11/08/2015

Statistic	National Rank	Conference Rank	Value	National Leader	Value	Conference Leader	Value
Aces Per Set (329 ranked)	322	12	0.81	Manhattan	2.02	Maryland	1.43
Assists Per Set (329 ranked)	13	1	13.54	Boise St.	14.67	Wisconsin	13.54
Blocks Per Set (329 ranked)	24	3	2.72	Hawaii	3.40	Penn St.	3.17
Digs Per Set (329 ranked)	106	3	15.49	USC Upstate	17.82	Nebraska	15.92
Hitting Percentage (329 ranked)	28	4	0.263	Florida	0.317	Penn St.	0.297
Kills Per Set (329 ranked)	23	2	14.20	Boise St.	15.70	Nebraska	14.30
Match W-L Pctg. (327 ranked)	43	5	0.750	Southern California	0.962	Penn St.	0.920
Opp Hitting Percentage (329 ranked)	25	2	0.161	Murray St.	0.124	Penn St.	0.142
Team Assists (329 ranked)	158	8	1,151	Southern Miss.	1,566	Ohio St.	1,262
Team Attacks Per Set (329 ranked)	139	6	35.42	USC Upstate	39.71	Michigan	36.88
Team Digs (329 ranked)	235	7	1,317	Rider	2,126	Ohio St.	1,475
Team Kills (329 ranked)	187	11	1,207	Southern Miss.	1,661	Ohio St.	1,357
Team Service Aces (329 ranked)	326	14	69	Manhattan	228	Maryland	144
Team Total Attacks (329 ranked)	279	12	3,011	Southern Miss.	4,635	Maryland	3,481
Team Total Blocks (329 ranked)	69	5	231.5	Syracuse	300.5	Penn St.	272.5

Statistic	Player	National Rank	Conference Rank	Value	National Leader	Value	Conference Leader	Value
Aces Per Set (149 ranked)					Samantha Bricio, Southern California	0.74	Annika Albrecht, Nebraska Bryanna Weiskircher, Penn St.	0.35 0.35
Assists Per Set (150 ranked)	Lauren Carlini	8	1	11.79	Avery Acker, SMU	12.29	Lauren Carlini, Wisconsin	11.79
Attacks Per Set (150 ranked)					Carnae Dillard, North Texas	14.23	Daly Santana, Minnesota	11.92
Blocks Per Set (150 ranked)	Tionna Williams Haleigh Nelson	27 57	3 6	1.35 1.21	Rhamat Alhassan, Florida	1.70	Amber Rolfsen, Nebraska	1.61
Digs Per Set (150 ranked)	Taylor Morey	92	5	4.51	Mckenzie Hart, North Dakota	6.35	Annika Olsen, Iowa	4.84
Hitting Percentage (150 ranked)	Haleigh Nelson	21	2	0.404	Lianna Sybeldon, Washington	0.480	Haleigh Washington, Penn St.	0.464
Kills Per Set (150 ranked)					Carnae Dillard, North Texas	5.49	Daly Santana, Minnesota	4.66
Kills SG Highs (30 ranked)					Carnae Dillard, North Texas	620		
Points (150 ranked)					Carnae Dillard, North Texas	670.5	Daly Santana, Minnesota	455.5
Points Per Set (150 ranked)					Samantha Bricio, Southern California	6.32	Daly Santana, Minnesota	5.18
Service Aces (142 ranked)					Samantha Bricio, Southern California	67	Annika Albrecht, Nebraska Bryanna Weiskircher, Penn St.	30 30
Total Assists (149 ranked)	Lauren Carlini	61	2	1,002	Hannah Klemm, Hofstra	1,275	Loxley Keala, Iowa	1,052
Total Attacks (150 ranked)					Carnae Dillard, North Texas	1,608	Daly Santana, Minnesota	1,049
Total Blocks (146 ranked)	Tionna Williams Haleigh Nelson	75 110	6 7	109 103	Janelle Giordano, SMU	155	Haleigh Washington, Penn St.	124

2015 Roster

No.	Player	Ht.	Pos.	Yr./Elig.	Hometown/High School/Club-Previous
1	Lauren Carlini	6-1	S	Jr.	Aurora, Ill./West Aurora/Sports Performance
2	Romana Krišková	6-2	OH	RS Jr.	Bratislava, Slovakia/Sportove Gym/VCU
3	Lauryn Gillis	6-1	OH	So.	New Castle, Ind./New Castle/Munciana/USC
4	Kelli Bates	5-11	OH	So.	Bradley, Ill./Bradley- Bourbonnais/Chicago Ultimate
5	Maddie Smith	6-1	DS/OH	Fr.	St. Germain, Wis./Northland Pines/Wisconsin Ice
6	Taylor Morey	5-6	L	Sr.	Muncie, Ind./Burris/Munciana/Notre Dame
7	Amber MacDonald	5-4	DS	Fr.	Alpharetta, Ga./Blessed Trinity Catholic/A5
9	Hannah Juley	5-10	S	Fr.	LaGrange, Ill./Lyons Township/1st Alliance
10	Tori Blake	6-3	MB	Jr.	Midland, Mich./Midland/Michigan VB Academy
11	Tionna Williams	6-2	MB	Fr.	Fort Wayne, Ind./Concordia Lutheran/Munciana
12	Julia Saunders	6-3	OH	Fr.	LaGrange, Ill./Nazareth Academy/1st Alliance
13	Haleigh Nelson	6-4	MB	Jr.	Cary, N.C./Cardinal Gibbons/Triangle
14	Madison Duello	6-3	OH	Fr.	Kansas City, Mo./Liberty/KC Power
15	Jordan Robbins	5-11	S	RS So.	Rancho Santa Fe, Calif./La Costa Canyon/Encinitas Wave/UCLA

Staff

Head Coach: Kelly Sheffield
Assistant Coaches: Brittany Dildine, Gary White
Volunteer Assistant Coach: Megan Campbell
Director of Volleyball Operations: Jessica Williams

Key

OH—Outside Hitter
S—Setter
MB—Middle Blocker
RS—Right-side Hitter
DS—Defensive Specialist
L—Libero

Pronunciation Guide

2 ro MON a KREESH koh vah
6 Taylor MORE ee
9 Hannah JOO lee
11 TEE on a Williams
13 HAY lee Nelson
14 Madison DWELL o

Match Highs

INDIVIDUAL

Attack Percentage (K-E-TA—Min. 4 attempts per set)

3 sets	.615 (8-0-13)	Haleigh Nelson at Maryland, 10/10
4 sets	.611 (12-1-18)	Romana Krišková vs. Purdue, 10/30
5 sets	.519 (16-2-27) *	Tionna Williams vs. Arkansas, 9/19

Kills

3 sets	17	Laurn Gillis vs. Colgate, 8/29
4 sets	20	Laurn Gillis at Minnesota, 10/17
5 sets	18	Haleigh Nelson vs. Arkansas, 9/19

Total Attempts

3 sets	37	Kelli Bates vs. North Carolina, 9/4
4 sets	52	Laurn Gillis at Minnesota, 10/17
5 sets	54	Kelli Bates vs. Minnesota, 10/14

Points

3 sets	17.5	Laurn Gillis vs. Colgate, 8/29
4 sets	20.0	Laurn Gillis at Minnesota, 10/17
5 sets	23.5	Haleigh Nelson vs. Arkansas, 9/19

Assists

3 sets	44 *	Lauren Carlini vs. Michigan, 11/6
4 sets	54	Lauren Carlini vs. Purdue, 10/30
5 sets	56	Lauren Carlini vs. Arkansas, 9/19

Service Aces

3 sets	4	Haleigh Nelson vs. Kent State, 9/11
	4	Lauren Carlini at Maryland, 10/10
4 sets	3	Amber MacDonald vs. Illinois, 9/30
5 sets	3	Haleigh Nelson vs. Arkansas, 9/19

Digs

3 sets	22	Taylor Morey vs. Michigan, 11/6
4 sets	29	Taylor Morey vs. Kansas State, 9/19
5 sets	24	Taylor Morey vs. Minnesota, 10/14

Blocks

3 sets	7	Tori Blake vs. Kent State, 9/11
	7	Haleigh Nelson vs. Creighton, 9/19
	7	Haleigh Nelson vs. Michigan State, 11/8
4 sets	8	Haleigh Nelson at Nebraska, 10/24
5 sets	7	Tionna Williams vs. Minnesota, 10/14

TEAM

Attack Percentage

3 sets	.403 (41-10-77)	vs. Indiana, 11/1
4 sets	.275 (64-223-149)	vs. Purdue, 10/30
5 sets	.293 (68-22-157)	vs. Arkansas, 9/19

Kills

3 sets	51	vs. Michigan, 11/6
4 sets	65	vs. Kansas State, 9/18
5 sets	68	vs. Arkansas, 9/19

Total Attempts

3 sets	124	vs. North Carolina, 9/4
4 sets	189 *	vs. Kansas State, 9/18
5 sets	187	vs. Minnesota, 10/14

Points

3 sets	63.0	vs. Michigan, 11/6
4 sets	73.0	vs. Kansas State, 9/18
5 sets	79.0	vs. Arkansas, 9/19

Assists

3 sets	48	at Maryland, 10/10
	48	vs. Michigan, 11/6
4 sets	61	vs. Kansas State, 9/18
5 sets	64	vs. Arkansas, 9/19

Service Aces

3 sets	7	at Maryland, 10/10
4 sets	4	vs. Illinois, 9/30
5 sets	3	vs. Arkansas, 9/19
	3	vs. Minnesota, 10/14

Digs

3 sets	64	vs. Colgate, 8/29
4 sets	83	vs. Kansas State, 9/18
5 sets	87	vs. Minnesota, 10/14

Blocks

3 sets	13.0	vs. Creighton, 9/19
4 sets	15.0	at Nebraska, 10/24
5 sets	12.0	vs. Minnesota, 10/14

* UW 25-point rally scoring match record

2015 PRESEASON BIG TEN POLL

- Penn State
- Nebraska
- Illinois
- Wisconsin**
- Minnesota
- Michigan State
- Purdue
- Ohio State
- Michigan
- Northwestern
- Iowa
- Indiana
- Maryland
- Rutgers

2015 PRESEASON ALL-BIG TEN TEAM

JOCELYNN BIRKS (3)	Illinois	Sr.	OH
ABBY COLE	Michigan	Jr.	MB
Chloe Reinig	Mich. State	Jr.	OH
Paige Tapp	Minnesota	Jr.	MB
Kelsey Fien	Nebraska	Sr.	OH
Kadie Rolfzen	Nebraska	Jr.	OH
Taylor Sandbothe	Ohio State	Jr.	MB
Megan Courtney (3)	Penn State	Sr.	OH
Ali Frantti	Penn State	So.	OH
HALEIGH WASHINGTON	Penn State	So.	MB
Aiyana Whitney	Penn State	Sr.	OH
Annie Drews	Purdue	Sr.	OH
LAUREN CARLINI (2)	Wisconsin	Jr.	S
Taylor Morey	Wisconsin	Sr.	L

UNANIMOUS SELECTIONS IN CAPS

- (2) Two-time selection
(3) Three-time selection

2015 Statistics

All matches

RECORD:	OVERALL	HOME	AWAY	NEUTRAL
ALL GAMES	18-6	10-2	6-3	2-1
CONFERENCE	10-4	6-1	4-3	0-0
NON-CONFERENCE	8-2	4-1	2-0	2-1

##	Player	sp	Attack					Set		Serve			re	Dig		Blocking						points
			k	k/s	e	ta	pct	a	a/s	sa	se	sa/s		dig	dig/s	bs	ba	total	blk/s	be	bhe	
12	Saunders, Julia	2	1	0.50	0	2	.500	0	0.00	0	0	0.00	0	0	0.00	0	0	0	0.00	0	0	1.0
13	Nelson, Haleigh	85	209	2.46	36	428	.404	9	0.11	22	18	0.26	0	48	0.56	11	92	103	1.21	9	0	288.0
10	Blake, Tori	16	15	0.94	4	32	.344	0	0.00	0	0	0.00	0	2	0.12	1	10	11	0.69	0	0	21.0
11	Williams, Tionna	81	173	2.14	57	387	.300	3	0.04	0	1	0.00	1	16	0.20	7	102	109	1.35	8	1	231.0
2	Kriskova, Romana	78	181	2.32	66	422	.273	2	0.03	0	2	0.00	0	32	0.41	0	59	59	0.76	2	0	210.5
1	Carlini, Lauren	85	65	0.76	17	192	.250	1002	11.79	13	24	0.15	1	233	2.74	3	67	70	0.82	2	3	114.5
3	Gillis, Lauryn	85	271	3.19	102	732	.231	10	0.12	1	22	0.01	10	181	2.13	2	31	33	0.39	7	0	289.5
4	Bates, Kelli	85	265	3.12	111	735	.210	26	0.31	11	33	0.13	25	233	2.74	2	42	44	0.52	7	3	299.0
14	Duello, Madison	47	26	0.55	22	75	.053	2	0.04	2	8	0.04	0	16	0.34	0	8	8	0.17	0	0	32.0
5	Smith, Maddie	3	0	0.00	0	0	.000	0	0.00	0	0	0.00	0	0	0.00	0	0	0	0.00	0	0	0.0
15	Robbins, Jordan	3	0	0.00	0	0	.000	0	0.00	0	1	0.00	0	2	0.67	0	0	0	0.00	0	0	0.0
6	Morey, Taylor	85	1	0.01	1	6	.000	70	0.82	9	8	0.11	11	383	4.51	0	0	0	0.00	0	0	10.0
7	MacDonald, Amber	85	0	0.00	0	0	.000	27	0.32	11	23	0.13	17	171	2.01	0	0	0	0.00	0	0	11.0
	TEAM	-	-	-	-	-	-	-	-	-	-	-	8	-	-	-	-	-	-	-	-	-
	WISCONSIN	85	1207	14.20	416	3011	.263	1151	13.54	69	140	0.81	73	1317	15.49	26	411	231.5	2.72	35	7	1507.5
	Opponents	85	1011	11.89	517	3061	.161	968	11.39	73	164	0.86	69	1178	13.86	38	293	184.5	2.17	66	19	1268.5

Team Statistics	WIS	OPP
ATTACK		
Kills	1207	1011
Errors	416	517
Total Attacks	3011	3061
Attack Pct	.263	.161
Kills/Set	14.2	11.9
SET		
Assists	1151	968
Attempts	2938	3023
Assist Pct	.392	.320
Assists/Set	13.5	11.4
SERVE		
Aces	69	73
Errors	140	164
Attempts	1968	1685
Serve Pct	.929	.903
Aces/Set	0.8	0.9
SERVE RECEPTIONS		
Errors	73	69
Errors/Set	0.9	0.8
Attempts	1521	1827
Reception Pct	.952	.962
DEFENSE		
Digs	1317	1178
Digs/Set	15.5	13.9
BLOCKING		
Block Solo	26	38
Block Assist	411	293
Total Blocks	231.5	184.5
Blocks/Set	2.7	2.2
Block Errors	35	66
Ball handling errors	7	19
ATTENDANCE		
Total	58474	26327
Dates/Avg Per Date	12/4873	9/2925
Neutral site #/Avg	3/1665	
Current win streak	6	-
Home win streak	4	-

Date	Opponent	Score	Score by set	Att.
^Aug 28	WESTERN KENTUCKY	L 1-3	25-13,23-25,19-25,19-25	4394
^Aug 29	COLGATE	w 3-0	25-20,27-25,25-8	3510
^Aug 29	COLL OF CHARLESTON	w 3-0	25-15,25-15,25-20	3879
#Sep 04	vs #18 North Carolina	w 3-0	25-22,25-20,25-19	2535
#Sep 05	at Louisville	w 3-1	25-19,17-25,25-21,25-19	2861
@Sep 10	GEORGIA	w 3-0	25-11,25-6,25-14	4301
@Sep 11	KENT STATE	w 3-0	25-22,25-11,25-21	4626
\$Sep 18	vs Kansas State	w 3-1	25-20,25-14,25-27,25-23	1198
\$Sep 19	at Creighton	w 3-0	25-19,25-21,25-23	1262
\$Sep 19	vs Arkansas	L 2-3	21-25,25-22,20-25,25-13,11-15	1262
*Sep 23	at #1 Penn State	L 0-3	21-25,16-25,20-25	2710
*Sep 27	at #12 Ohio State	L 2-3	17-25,25-18,20-25,25-21,11-15	2569
*Sep 30	#7 ILLINOIS	w 3-1	25-16,25-21,21-25,25-22	4254
*Oct 04	NORTHWESTERN	w 3-0	25-20,25-16,25-19	5609
*Oct 09	at Rutgers	w 3-0	25-15,25-15,25-11	219
*Oct 10	at Maryland	w 3-0	25-20,25-19,25-20	1241
*Oct 14	#11 MINNESOTA	L 2-3	25-11,24-26,16-25,26-24,11-15	4808
*Oct 17	at #11 Minnesota	L 1-3	20-25,23-25,25-19,19-25	5597
*Oct 23	at Iowa	w 3-0	25-22,25-22,25-18	1375
*Oct 24	at #3 Nebraska	w 3-1	22-25,25-17,25-19,25-22	8493
*Oct 30	#17 PURDUE	w 3-1	25-18,19-25,25-20,25-22	6012
*Nov 01	INDIANA	w 3-0	25-16,25-17,25-12	6012
*Nov 06	#25 MICHIGAN	w 3-0	32-30,25-12,25-20	6012
*Nov 08	MICHIGAN STATE	w 3-0	25-12,25-13,25-17	5057

^ HotelRED Invitational, Madison, Wis.
 # ACC/Big Ten Challenge, Louisville, Ky.
 @ Badger Classic, Madison, Wis.
 \$ Creighton Classic, Omaha, Neb.

Record in 3-set matches: 13-1
 Record in 4-set matches: 5-2
 Record in 5-set matches: 0-3

Conference matches

RECORD:	OVERALL	HOME	AWAY	NEUTRAL
ALL GAMES	10-4	6-1	4-3	0-0
CONFERENCE	10-4	6-1	4-3	0-0
NON-CONFERENCE	0-0	0-0	0-0	0-0

##	Player	sp	Attack					Set		Serve			re	Dig		Blocking						points
			k	k/s	e	ta	pct	a	a/s	sa	se	sa/s		dig	dig/s	bs	ba	total	blk/s	be	bhe	
13	Nelson, Haleigh	50	122	2.44	19	253	.407	5	0.10	13	13	0.26	0	32	0.64	6	52	58	1.16	5	0	167.0
11	Williams, Tionna	50	108	2.16	36	241	.299	1	0.02	0	0	0.00	0	10	0.20	4	67	71	1.42	5	1	145.5
2	Krskova, Romana	49	117	2.39	37	270	.296	2	0.04	0	2	0.00	0	18	0.37	0	37	37	0.76	2	0	135.5
1	Carlini, Lauren	50	39	0.78	9	108	.278	590	11.80	8	16	0.16	1	136	2.72	2	38	40	0.80	2	2	68.0
3	Gillis, Lauryn	50	154	3.08	58	416	.231	6	0.12	1	13	0.02	2	104	2.08	0	19	19	0.38	2	0	164.5
4	Bates, Kelli	50	146	2.92	66	427	.187	16	0.32	5	19	0.10	19	141	2.82	2	25	27	0.54	7	2	165.5
12	Saunders, Julia	1	0	0.00	0	0	.000	0	0.00	0	0	0.00	0	0	0.00	0	0	0	0.00	0	0	0.0
5	Smith, Maddie	3	0	0.00	0	0	.000	0	0.00	0	0	0.00	0	0	0.00	0	0	0	0.00	0	0	0.0
10	Blake, Tori	1	0	0.00	0	0	.000	0	0.00	0	0	0.00	0	0	0.00	0	1	1	1.00	0	0	0.5
14	Duella, Madison	32	7	0.22	7	22	.000	2	0.06	2	8	0.06	0	14	0.44	0	3	3	0.09	0	0	10.5
7	MacDonald, Amber	50	0	0.00	0	0	.000	15	0.30	6	15	0.12	13	84	1.68	0	0	0	0.00	0	0	6.0
6	Morey, Taylor	50	1	0.02	1	4	.000	31	0.62	8	6	0.16	6	212	4.24	0	0	0	0.00	0	0	9.0
	TEAM	-	-	-	-	-	-	-	-	-	-	-	4	-	-	-	-	-	-	-	-	-
	WISCONSIN	50	694	13.88	233	1741	.265	668	13.36	43	92	0.86	45	751	15.02	14	242	135.0	2.70	23	5	872.0
	Opponents	50	611	12.22	303	1800	.171	585	11.70	45	106	0.90	43	701	14.02	19	167	102.5	2.05	41	7	758.5

Team Statistics	WIS	OPP
ATTACK		
Kills	694	611
Errors	233	303
Total Attacks	1741	1800
Attack Pct	.265	.171
Kills/Set	13.9	12.2
SET		
Assists	668	585
Attempts	1680	1749
Assist Pct	.398	.334
Assists/Set	13.4	11.7
SERVE		
Aces	43	45
Errors	92	106
Attempts	1149	1006
Serve Pct	.920	.895
Aces/Set	0.9	0.9
SERVE RECEPTIONS		
Errors	45	43
Errors/Set	0.9	0.9
Attempts	900	1056
Reception Pct	.950	.959
DEFENSE		
Digs	751	701
Digs/Set	15.0	14.0
BLOCKING		
Block Solo	14	19
Block Assist	242	167
Total Blocks	135.0	102.5
Blocks/Set	2.7	2.0
Block Errors	23	41
Ball handling errors	5	7
ATTENDANCE		
Total	37764	22204
Dates/Avg Per Date	7/5395	7/3172
Neutral site #/Avg	0/0	
Current win streak	6	-
Home win streak	4	-

Date	Opponent	Score	Score by set	Att.
*Sep 23	at #1 Penn State	L 0-3	21-25,16-25,20-25	2710
*Sep 27	at #12 Ohio State	L 2-3	17-25,25-18,20-25,25-21,11-15	2569
*Sep 30	#7 ILLINOIS	w 3-1	25-16,25-21,21-25,25-22	4254
*Oct 04	NORTHWESTERN	w 3-0	25-20,25-16,25-19	5609
*Oct 09	at Rutgers	w 3-0	25-15,25-15,25-11	219
*Oct 10	at Maryland	w 3-0	25-20,25-19,25-20	1241
*Oct 14	#11 MINNESOTA	L 2-3	25-11,24-26,16-25,26-24,11-15	4808
*Oct 17	at #11 Minnesota	L 1-3	20-25,23-25,25-19,19-25	5597
*Oct 23	at Iowa	w 3-0	25-22,25-22,25-18	1375
*Oct 24	at #3 Nebraska	w 3-1	22-25,25-17,25-19,25-22	8493
*Oct 30	#17 PURDUE	w 3-1	25-18,19-25,25-20,25-22	6012
*Nov 01	INDIANA	w 3-0	25-16,25-17,25-12	6012
*Nov 06	#25 MICHIGAN	w 3-0	32-30,25-12,25-20	6012
*Nov 08	MICHIGAN STATE	w 3-0	25-12,25-13,25-17	5057

^ HotelRED Invitational, Madison, Wis.
 # ACC/Big Ten Challenge, Louisville, Ky.
 @ Badger Classic, Madison, Wis.
 \$ Creighton Classic, Omaha, Neb.

Record in 3-set matches: 7-1
 Record in 4-set matches: 3-1
 Record in 5-set matches: 0-2

Match-by-Match Comparison

Wisconsin Team Match-by-Match Comparison (as of Nov 08, 2015)
All matches

Date	Opponent	Scor	Kills	Errors	TA	Hit%	Assists	SA	SE	RE	Digs	Blocks	BS	BA	BE	BHE
Aug 28, 201	WESTERN KENTUCK	1-3	57/54	20/18	148/1	.250/	.263 55/53	2/3	9/8	3/2	61/58	10.0/5.0	3/2	14/6	0/4	0/1
Aug 29, 201	COLGATE	3-0	48/26	21/23	120/1	.225/	.025 47/32	1/1	5/4	1/1	64/42	10.0/7.0	1/1	18/12	1/3	0/1
Aug 29, 201	COLL OF CHARLEST	3-0	37/34	10/24	77/10	.351/	.100 35/23	5/2	3/7	2/5	37/25	11.0/4.0	2/1	18/6	3/0	0/1
Sep 04, 201	vs North Carolina	3-0	45/36	20/22	124/1	.202/	.109 40/33	1/3	2/3	3/1	61/49	6.5/13.0	1/2	11/22	2/0	0/0
Sep 05, 201	at Louisville	3-1	58/49	22/22	150/1	.240/	.178 56/47	2/5	8/7	5/2	67/61	10.0/8.0	0/3	20/10	0/2	0/1
Sep 10, 201	GEORGIA	3-0	45/16	10/21	87/97	.402/	-.05 44/15	3/1	4/3	1/3	47/27	11.0/7.0	1/1	20/12	1/3	0/2
Sep 11, 201	KENT STATE	3-0	47/31	13/15	96/96	.354/	.167 41/30	5/5	5/6	5/5	37/32	10.0/10.0	1/2	18/16	2/2	0/2
Sep 18, 201	vs Kansas State	3-1	65/52	26/25	189/1	.206/	.162 61/49	1/1	4/8	1/1	83/80	7.0/9.0	0/1	14/16	1/6	0/1
Sep 19, 201	at Creighton	3-0	43/36	19/19	122/1	.197/	.152 40/36	3/2	4/6	2/3	52/49	13.0/7.0	2/0	22/14	0/4	1/3
Sep 19, 201	vs Arkansas	2-3	68/66	22/25	157/1	.293/	.270 64/65	3/5	4/6	5/3	57/54	8.0/12.0	1/6	14/12	2/1	1/0
Sep 23, 201	at Penn State	0-3	39/46	18/11	107/9	.196/	.376 38/46	0/3	7/7	3/0	34/44	5.0/7.0	0/3	10/8	4/1	0/0
Sep 27, 201	at Ohio State	2-3	58/62	27/23	154/1	.201/	.250 57/57	2/7	7/11	7/2	66/60	8.0/15.0	1/6	14/18	0/2	0/0
Sep 30, 201	ILLINOIS	3-1	56/56	18/28	142/1	.268/	.178 53/53	4/1	8/8	1/4	59/56	12.0/10.0	0/1	24/18	5/5	0/0
Oct 04, 201	NORTHWESTERN	3-0	41/38	14/22	110/1	.245/	.138 40/38	4/0	3/6	0/4	43/48	12.0/4.0	1/1	22/6	1/4	0/1
Oct 09, 201	at Rutgers	3-0	36/28	4/25	81/97	.395/	.031 34/25	7/2	7/5	2/7	36/37	11.0/1.0	2/0	18/2	1/2	0/1
Oct 10, 201	at Maryland	3-0	48/39	9/12	100/1	.390/	.262 48/39	4/3	8/11	3/4	45/39	9.0/4.0	1/1	16/6	3/2	0/0
Oct 14, 201	MINNESOTA	2-3	63/56	34/28	187/1	.155/	.147 62/52	3/4	5/8	4/3	87/80	12.0/15.0	0/0	24/30	1/2	1/0
Oct 17, 201	at Minnesota	1-3	58/61	18/21	172/1	.233/	.235 56/59	3/6	6/5	6/3	80/86	11.0/7.5	1/1	20/13	4/2	2/0
Oct 23, 201	at Iowa	3-0	46/31	16/15	119/1	.252/	.144 46/31	5/7	7/8	7/5	63/45	11.0/5.0	2/0	18/10	0/2	1/1
Oct 24, 201	at Nebraska	3-1	55/58	17/35	150/1	.253/	.133 53/53	1/2	6/6	2/1	66/66	15.0/8.0	2/2	26/12	1/2	0/0
Oct 30, 201	PURDUE	3-1	64/50	23/19	149/1	.275/	.218 60/49	1/4	7/8	4/1	58/53	6.0/9.0	1/2	10/14	1/10	1/1
Nov 01, 201	INDIANA	3-0	41/25	10/21	77/85	.403/	.047 37/25	2/2	8/8	2/2	31/23	7.0/3.0	0/0	14/6	1/2	0/2
Nov 06, 201	MICHIGAN	3-0	51/37	14/20	119/1	.311/	.138 48/35	4/2	8/7	2/4	54/45	8.0/8.0	0/2	16/12	1/2	0/0
Nov 08, 201	MICHIGAN STATE	3-0	38/24	11/23	74/84	.365/	.012 36/23	3/2	5/8	2/3	29/19	8.0/6.0	3/0	10/12	0/3	0/1

Note: Match totals are displayed in the format TEAM/OPPONENT for each category

Career Statistics

POINTS

1. Sherisa Livingston	2256.0	1998-01
2. Amy Lee	2004.0	1994-97
3. Arlisa Hagan	1955.5	1989-92
4. Brittney Dolgner	1857.0	2006-09
5. Kelly Kennedy	1824.0	1997-99
6. Heather Dodaro	1814.0	1994-97
7. Sheila Shaw	1707.0	2002-05
8. Ellen Chapman	1642.5	2011-14
9. Kelly Kennedy	1567.5	1996-99
10. Kristen Roman	1517.5	1984-87

POINTS PER SET (1,000 Kill Min.)

1. Sherisa Livingston	5.13 (2256.0 in 440)	1998-01
2. Joanna Grotenhuis	4.85 (1129.0 in 233)	1992-94
3. Amy Lee	4.54 (2004.0 in 451)	1994-97
4. Arlisa Hagan	4.44 (1955.5 in 440)	1989-92
5. Jenny Maastricht	4.38 (1492.5 in 341)	1997-00
6. Brittney Dolgner	4.34 (1857.0 in 428)	2006-09
7. Kelly Kennedy	4.21 (1823.0 in 433)	1997-99
8. Heather Dodaro	74.08 (1814.0 in 445)	1994-97
9. Sheila Shaw	3.92 (1707.0 in 435)	2002-05
10. Jill Odenthal	3.64 (1436.5 in 395)	2001-04

KILLS

1. Sherisa Livingston	1912	1998-01
2. Amy Lee	1661	1994-97
3. Brittney Dolgner	1643	2006-09
4. Arlisa Hagan	1495	1989-92
5. Ellen Chapman	1457	2011-14
6. Kelly Kennedy	1406	1996-99
7. Heather Dodaro	1377	1994-97
8. Sheila Shaw	1313	2002-05
9. Erin Byrd	1270	1999-02
10. Jenny Maastricht	1248	1997-00
11. Audra Jeffers	1247	2005-08
12. Jill Odenthal	1246	2001-04
13. Kristen Roman	1161	1984-87
14. Aubrey Meierotto	1157	2001-05
15. Susan Wohlford	1132	1988-91
16. Marisa Mackey	1107	1995-98
17. Brigitte Lourey	1016	1991-93
18. Joanna Grotenhuis	1009	1992-94
19. Maria Carlini	1005	2003-06

KILLS PER SET (1,000 Attempts Min.)

1. Sherisa Livingston	4.35 (1912 in 440)	1998-01
2. Joanna Grotenhuis	4.33 (1009 in 233)	1992-94
3. Brittney Dolgner	3.84 (1643 in 428)	2006-09
4. Amy Lee	3.68 (1661 in 451)	1994-97
5. Jenny Maastricht	3.66 (1248 in 341)	1997-00
6. Arlisa Hagan	3.40 (1495 in 440)	1989-92
7. Brigitte Lourey	3.26 (1016 in 312)	1991-93
8. Kelly Kennedy	3.25 (1406 in 433)	1996-99
9. Jill Odenthal	3.15 (1246 in 395)	2001-04
10. Heather Dodaro	3.09 (1377 in 445)	1994-97

TOTAL ATTACK ATTEMPTS

1. Ellen Chapman	4320	2011-14
2. Amy Lee	4129	1994-97
3. Brittney Dolgner	4071	2006-09
4. Susan Wohlford	3814	1988-91
5. Arlisa Hagan	3701	1989-92
6. Sherisa Livingston	3634	1998-01
7. Kristen Roman	3588	1984-87
8. Erin Byrd	3527	1999-02
9. Heather Dodaro	3279	1994-97
10. Jenny Maastricht	3230	1997-00

ATTACK ATTEMPTS PER SET (2,000 Attempts Min.)

1. Joanna Grotenhuis	11.08 (2583 in 233)	1992-94
2. Brittney Dolgner	9.51 (4071 in 428)	2006-09
3. Jenny Maastricht	9.47 (3230 in 341)	1997-00
4. Brigitte Lourey	9.21 (2874 in 312)	1991-93
5. Amy Lee	9.16 (4139 in 451)	1994-97
6. Ellen Chapman	9.00 (4320 in 480)	2011-14
7. Arlisa Hagan	8.41 (3701 in 440)	1989-92
8. Sherisa Livingston	8.26 (3634 in 440)	1998-01
9. Kristen Roman	8.25 (3588 in 435)	1984-87
10. Aubrey Meierotto	8.09 (2092 in 382)	2001-05

HITTING PERCENTAGE (1,000 Attempts Min.)

1. Sherisa Livingston	.366	1998-01
2. Haleigh Nelson	.356	2013-pres.
3. Kelly Kennedy	.339	1996-99
4. Taylor Reineke	.317	2004-07
5. Sheila Shaw	.308	2002-05
6. Dominique Thompson	.301	2010-14
7. Jill Odenthal	.292	2001-04
8. Alexis Mitchell	.289	2009-12
9. Lisa Boyd	.286	1987-90
10. Megan Scott	.284	1982-83

ASSISTS

1. Laura Abbinante	5833	1993-96
2. Jackie Simpson	5235	2004-07
3. Liz Tortorello	4107	1988-91
4. Morgan Shields	4076	1999-03
5. Lizzy Fitzgerald	3923	1998-01
6. Lauren Carlini	3766	2013-pres.
7. Janelle Gabrielsen	3426	2008-11
8. Colleen Neels	3315	1995-98
9. Susan Temple	2478	1986-89
10. Courtney Thomas	2208	2011-14

ASSISTS PER SET (600 Assists Min.)

1. Morgan Shields	12.82 (4076 in 318)	1999-03
2. Lizzy Fitzgerald	12.74 (3923 in 308)	1998-01
Jackie Simpson	12.74 (5235 in 411)	2004-07
4. Laura Abbinante	12.38 (5833 in 471)	1993-96
5. Lauren Carlini	11.34 (3766 in 332)	2013-pres.
6. Katie Lorenzen	9.10 (637 in 70)	2003-06
7. Liz Tortorello	8.75 (4107 in 469)	1988-91
8. Janelle Gabrielsen	7.63 (3426 in 449)	2008-11
9. Colleen Neels	7.37 (3315 in 450)	1995-98
10. Nikki Klingsporn	6.47 (887 in 137)	2007-08

SERVICE ACES

1. Margie Kaminski	166	1984-87
2. Marisa Mackey	158	1995-98
3. Susan Wohlford	154	1988-91
4. Susan Temple	146	1986-89
5. Liz Tortorello	135	1988-91
6. Colleen Neels	134	1995-98
7. Laura Abbinante	133	1993-96
8. Erin Byrd	120	1999-02
9. Sheila Shaw	118	2002-04
10. Annemarie Hickey	115	2010-13
Kristen Roman	115	1984-87

SERVICE ACES PER SET (50 Aces Min.)

1. Margie Kaminski	0.40 (166 in 418)	1984-87
2. Susan Temple	0.37 (146 in 396)	1986-89
3. Morgan Shields	0.35 (112 in 318)	1999-03
Marisa Mackey	0.35 (158 in 449)	1995-98
5. Susan Wohlford	0.32 (154 in 482)	1988-91
6. Colleen Neels	0.30 (134 in 450)	1995-98
7. Sue Gilmeister	0.30 (101 in 334)	1983-85
8. Liz Tortorello	0.29 (135 in 469)	1988-91
Brigitte Lourey	0.29 (53 in 312)	1991-93
10. Laura Abbinante	0.28 (133 in 471)	1993-96
Joanna Grotenhuis	0.28 (65 in 233)	1992-94

DIGS

1. Jocelyn Wack	2182	2004-07
2. Susan Wohlford	1920	1988-91
3. Annemarie Hickey	1849	2010-13
4. Kim Kuzma	1553	2007-10
5. Erin Byrd	1397	1999-02
6. Taylor Morey	1364	2013-pres.
7. Marisa Mackey	1289	1995-98
8. Laura Abbinante	1246	1993-96
9. Janelle Gabrielsen	1118	2008-11
10. Kristen Roman	1107	1984-87

DIGS PER SET (500 Digs Min.)

1. Jocelyn Wack	4.81 (2182 in 454)	2004-07
2. Susan Wohlford	3.98 (1920 in 482)	1988-91
Annemarie Hickey	3.98 (1849 in 464)	2010-13
4. Taylor Morey	3.93 (1364 in 347)	2013-pres.
5. Kim Kuzma	3.90 (1553 in 398)	2007-10
6. Erin Byrd	3.02 (1397 in 462)	1999-02
7. Jill Maier	2.97 (565 in 190)	2000-03
8. Lauren Burny	2.88 (743 in 258)	1994-97

9. Lauren Carlini	2.87 (954 in 324)	2013-pres.
Marisa Mackey	2.87 (1289 in 449)	1995-98

BLOCK SOLOS

1. Arlisa Hagan	162	1989-92
2. Julie Fautsch	132	1983-86
3. Lisa Boyd	113	1987-90
4. Kelly Kennedy	101	1996-99
5. Sherisa Livingston	88	1998-01
6. Megan Scott	82	1982-83
7. Heather Dodaro	70	1994-97
8. Taylor Reineke	67	2004-07
Tracy Tiffany	67	1984-87
10. Connie Venzke	65	1984-87

BLOCK ASSISTS

1. Heather Dodaro	612	1994-97
2. Taylor Reineke	604	2004-07
3. Sherisa Livingston	492	1998-01
4. Arlisa Hagan	465	1989-92
5. Kelly Kennedy	454	1996-99
6. Amy Lee	430	1994-97
7. Sheila Shaw	426	2002-04
8. Lisa Boyd	410	1987-90
9. Audra Jeffers	403	2005-08
10. Haleigh Nelson	384	2013-pres.

TOTAL BLOCKS

1. Heather Dodaro	682	1994-97
2. Taylor Reineke	671	2004-06
3. Arlisa Hagan	618	1989-92
4. Sherisa Livingston	580	1998-01
5. Kelly Kennedy	555	1996-99
6. Lisa Boyd	523	1987-90
7. Sheila Shaw	489	2002-04
8. Julie Fautsch	474	1983-86
9. Amy Lee	454	1994-97
10. Audra Jeffers	451	2005-08

BLOCKS PER SET (300 Blocks Min.)

1. Taylor Reineke	1.55 (671 in 434)	2004-06
2. Heather Dodaro	1.53 (682 in 445)	1994-97
3. Arlisa Hagan	1.40 (618 in 440)	1989-92
4. Sherisa Livingston	1.32 (580 in 440)	1998-01
5. Kelly Kennedy	1.28 (555 in 433)	1996-99
6. Lisa Boyd	1.25 (523 in 420)	1987-90
7. Haleigh Nelson	1.22 (419 in 344)	2013-pres.
8. Sheila Shaw	1.12 (489 in 435)	2002-04
9. Julie Fautsch	1.11 (474 in 426)	1983-86
10. Connie Venzke	1.08 (383 in 354)	1984-87

MATCHES PLAYED

1. Ellen Chapman	137	2011-14
2. Liz Tortorello	135	1988-91
Jeannette Simenson	135	1988-91
4. Amy Lee	134	1994-97
5. Courtney Thomas	133	2011-14
Erin Byrd	133	1999-02
Marisa Mackey	133	1995-98
Susan Wohlford	133	1988-91
9. Colleen Neels	132	1995-98
10. Sherisa Livingston	131	1998-01
Laura Abbinante	131	1993-96

SETS PLAYED

1. Courtney Thomas	482	2011-14
Susan Wohlford	482	1988-91
3. Ellen Chapman	480	2011-14
4. Laura Abbinante	471	1993-96
5. Liz Tortorello	469	1988-91
6. Annemarie Hickey	464	2010-13
7. Erin Byrd	462	1999-02
8. Jaime Smith	461	1992-95
9. Jocelyn Wack	454	2004-07
10. Dominique Thompson	451	2010-14
Audra Jeffers	451	2005-08
Amy Lee	451	1994-97

Key:

Points = Kills + Aces + Block Solos + ½ Block Assists
Total Blocks = Block Solos + ½ Block Assists

2015 Schedule

Overall Record: 18-6 (10-2 home; 6-3 away; 2-1 neutral)

Big Ten Record: 10-4 (6-1 home; 4-3 away)

Day	Date	Event	W/L	Scores	Record
FRIDAY	AUG. 28	HOTELRED INVITATIONAL			
		vs. Western Kentucky	L	25-13, 23-25, 19-25, 19-25	0-1
SATURDAY	AUG. 29	HOTELRED INVITATIONAL			
		vs. Colgate	W	25-20, 27-25, 25-8	1-1
		vs. College of Charleston	W	25-15, 25-15, 25-20	2-1
Friday	Sept. 4	at ACC/Big Ten Challenge, Louisville, Ky.			
		vs. #18 North Carolina	W	25-22, 25-20, 25-19	3-1
Saturday	Sept. 5	at ACC/Big Ten Challenge, Louisville, Ky.			
		vs. Louisville	W	25-19, 17-25, 25-21, 25-19	4-1
THURSDAY	SEPT. 10	BADGER CLASSIC			
		vs. Georgia	W	25-11, 25-6, 25-14	5-1
FRIDAY	SEPT. 11	BADGER CLASSIC			
		vs. Kent State	W	25-22, 25-11, 25-21	6-1
Friday	Sept. 18	at Creighton Classic, Omaha, Neb.			
		vs. Kansas State	W	25-20, 25-14, 25-27, 25-23	7-1
Saturday	Sept. 19	at Creighton Classic, Omaha, Neb.			
		vs. Creighton	W	25-19, 25-21, 25-23	8-1
		vs. Arkansas	L	21-25, 25-22, 20-25, 25-13, 11-15	8-2
Wednesday	Sept. 23	at #1 Penn State (BTN)	L	25-21, 25-16, 25-20	8-3
Sunday	Sept. 27	at #12 Ohio State	L	17-25, 25-18, 20-25 25-21, 11-15	8-4
WEDNESDAY	SEPT. 30	#7 ILLINOIS (BTN)	W	25-16, 25-21, 21-25, 25-22	9-4
SUNDAY	OCT. 4	NORTHWESTERN	W	25-20, 25-16, 25-19	10-4
Friday	Oct. 9	at Rutgers	W	25-15, 25-15, 25-11	11-4
Saturday	Oct. 10	at Maryland	W	25-20, 25-19, 25-20	12-4
WEDNESDAY	OCT. 14	#11 MINNESOTA	L	25-11, 24-26, 16-25, 26-24, 11-15	12-5
Saturday	Oct. 17	at #11 Minnesota	L	20-25, 23-25, 25-19, 19-25	12-6
Friday	Oct. 23	at Iowa (BTN)	W	25-22, 25-22, 25-18	13-6
Saturday	Oct. 24	at #3 Nebraska	W	22-25, 25-17, 25-19, 25-22	14-6
FRIDAY	OCT. 30	#17 PURDUE (BTN)	W	25-18, 19-25, 25-20, 25-22	15-6
SUNDAY	NOV. 1	INDIANA	W	25-16, 25-17, 25-12	16-6
FRIDAY	NOV. 6	#25 MICHIGAN	W	32-30, 25-12, 25-20	17-6
SUNDAY	NOV. 8	MICHIGAN STATE (ESPN2)	W	25-12, 25-13, 25-17	18-6
Wednesday	Nov. 11	at Michigan (BTN)		6:30 p.m.	
SATURDAY	NOV. 14	IOWA		7 p.m.	
Wednesday	Nov. 18	at #16 Illinois		8 p.m.	
SUNDAY	NOV. 22	#14 OHIO STATE		1 p.m.	
WEDNESDAY	NOV. 25	RUTGERS		7 p.m.	
Saturday	Nov. 28	at #17 Purdue		TBA	
Fri.-Sun.	Dec. 4-6	at NCAA First and Second Rounds, TBA			
Fri.-Sat.	Dec. 11-12	at NCAA Regionals (Austin, Texas; Des Moines, Iowa, Lexington, Ky.; San Diego, Calif.)			
Thur. & Sat.	Dec. 17 & 19	at NCAA Championship, CenturyLink Center, Omaha, Neb.			

All home matches, in ALL CAPS, played in the UW Field House, 1450 Monroe St.

All times are CST. Dates and times subject to change.

AVCA rank at time of match. (TV)

Attendance

Overall			Big Ten		
Total	Matches	Avg.	Total	Matches	Avg.
58,474	12	4,873	37,764	7	5,395

BADGERS IN THE AVCA POLL

Preseason	T5th	Oct. 19	16th
Aug. 31	13th	Oct. 26	12th
Sept. 7	11th	Nov. 2	13th
Sept. 14	11th	Nov. 9	11th
Sept. 21	16th		
Sept. 28	19th		
Oct. 5	16th		
Oct. 12	15th		

Match 1: Western Kentucky 3, #5 Wisconsin 1
HotelRED Invitational
Aug. 28 • UW Field House • Madison, Wis.

#	#	Western Kentucky	S	ATTACK			SET			SERVE			RECEIVE		BLOCK				Points				
				K	E	TA	Pct	Ass	TA	Pct	SA	SE	TA	Pct	O	RE	Pct	Dig		BS	BA	BHE	
1	LUCAS, Jessica	4	7	1	12	.500	43	108	.398	1	1	16	.938	1	0	1000	8	0	1	2	0	8.5	
4	ANDERSON, Rachel	4	9	2	17	.412	1	2	.500	0	3	9	.667	0	0	.000	3	1	2	0	0	11.0	
7	CAVANAUGH, Alyssa	4	13	5	29	.276	0	0	.000	0	0	0	1000	0	0	.000	1	0	0	0	0	13.0	
13	LANGENKAMP, Noelle	4	11	3	27	.296	2	2	1000	0	0	0	.000	1	0	1000	0	0	1	0	0	11.5	
16	ENGLE, Sydney	4	6	2	19	.211	0	6	.000	0	0	0	.000	0	0	.000	1	1	2	2	0	8.0	
17	GRIMES, Kaelin	4	0	0	0	.000	3	4	.750	1	1	15	.933	18	0	1000	7	0	0	0	0	1.0	
8	MARTIN, Mary	1	0	0	0	.000	0	0	.000	0	0	1	1000	0	0	.000	0	0	0	0	0	0.0	
10	BODWAY, Haley	4	8	4	30	.133	0	0	.000	0	0	0	.000	0	0	.000	1	0	0	0	0	8.0	
12	O'CONNELL, Georgia	4	0	0	0	.000	2	9	.222	1	2	16	.875	35	2	.946	19	0	0	0	0	1.0	
15	ENGLE, Rachel	4	0	1	3	-.333	0	4	.000	0	0	0	13000	20	0	1000	11	0	0	0	0	1.0	
24	SCOTT, Jackie	4	0	0	0	.000	2	3	.667	0	1	16	.938	1	0	1000	7	0	0	0	0	0.0	
Totals			4	54	18	137	.263	53	138	.384	3	8	87	.908	76	2	.974	58	2	6	4	1	62.0

Team Attack By Set

Set	K	E	TA	Pct	Sideout	Pct
1	11	7	30	.133	11-24	45%
2	13	5	46	.174	14-24	58%
3	16	5	30	.367	14-19	73%
4	14	1	31	.419	15-20	75%
54-87						62%

SET SCORES

Western Kentucky (3)
Wisconsin (1)

1 2 3 4

13 25 25 25
25 23 19 19

Team Records:

1-0
0-1

TOTAL TEAM BLOCKS: 5.0

#	Wisconsin	S	ATTACK			SET			SERVE			RECEIVE			BLOCK				Points			
			K	E	TA	Pct	Ass	TA	Pct	SA	SE	TA	Pct	O	RE	Pct	Dig	BS		BA	BHE	
1	Carlini, Lauren	4	5	0	11	.455	46	120	.383	1	2	15	.867	0	0	.000	9	0	2	0	0	7.0
2	Kriskova, Romana	4	8	5	24	.125	0	2	.000	0	0	1	1000	1	0	1000	4	0	4	0	0	10.0
3	Gillis, Lauryn	4	14	3	35	.141	1	6	.167	0	2	10	.800	22	1	.957	7	0	0	0	0	14.0
4	Bates, Kelli	4	13	6	38	.184	3	6	.500	1	0	11	1000	25	2	.926	10	0	1	0	0	14.5
10	Blake, Tori	4	8	4	18	.222	0	2	.000	0	0	0	.000	3	0	.000	0	1	2	0	0	10.0
13	Nelson, Haleigh	4	8	1	19	.368	0	0	.000	0	2	14	.857	0	0	.000	2	4	0	0	0	12.0
6	Morey, Taylor	4	0	0	0	.000	2	11	.182	0	0	0	13000	11	0	1000	17	0	0	0	0	0.0
7	MacDonald, Amber	4	0	0	0	.000	3	3	.000	0	2	21	.905	14	0	1000	11	0	0	0	0	0.0
11	Williams, Tionna	2	0	0	1	.000	0	0	.000	0	1	1	.000	0	0	.000	0	1	0	0	0	0.5
14	Duello, Madison	1	1	1	2	.000	0	0	.000	0	0	0	.000	0	0	.000	0	0	0	0	0	1.0
15	Robbins, Jordan	2	0	0	0	.000	0	0	.000	0	0	0	1000	0	0	.000	1	0	0	0	0	0.0
Totals		4	57	20	148	.250	55	150	.367	2	9	87	.897	76	3	.962	61	3	14	0	0	69.0

Team Attack By Set

Set	K	E	TA	Pct	Sideout	Pct
1	14	1	26	.500	12-14	85%
2	17	8	55	.164	13-24	54%
3	11	6	33	.152	14-25	56%
4	15	5	34	.294	14-24	58%
53-87						60%

Site: Madison, Wis. (UW Field House)
Date: Aug 28, 2015 Attend: 4394 Time: 2:02
Referees: Mike Hamilton, Sergio Gonzalez
Match #2 HotelRED Invitational

TOTAL TEAM BLOCKS: 10.0

1 2 3 4 Total

Match 3: #5 Wisconsin 3, Charleston 0
HotelRED Invitational
Aug. 29 • UW Field House • Madison, Wis.

#	College of Charleston	S	ATTACK			SET		SERVE			RECEIVE			BLOCK				Points					
			K	E	TA	Pct	Ass	TA	SA	SE	TA	Pct	O	RE	Pct	Dig	BS		BA	BE			
2	Madison, Kennedy	3	9	7	26	.077	0	1	.000	0	0	0	.000	3	0	1000	0	0	2	0	0	10.0	
6	Morello, Melissa	3	9	4	24	.208	0	3	.000	0	3	10	.700	20	0	1000	4	0	1	0	0	9.5	
7	Hills, Maddie	3	5	4	10	.100	0	1	.000	0	0	5	1000	3	0	1000	1	0	1	0	0	5.5	
11	Rachel, Devon	2	3	5	16	-.125	0	0	.000	0	0	3	1000	9	2	.818	0	0	0	0	0	3.0	
16	Cooler, Mackenzie	3	1	2	3	-.333	23	62	.371	0	0	8	1000	0	0	.000	4	0	0	0	0	1.0	
20	Mumme, Krissy	3	4	0	10	.400	0	0	.000	0	0	1	1000	0	0	.000	0	1	2	0	0	6.0	
1	William, Tyna	1	0	0	0	.000	0	0	.000	0	0	0	.000	0	0	.000	0	0	0	0	0	0.0	
8	Vallez, Britney	3	0	0	0	.000	1	6	.167	1	0	7	1000	9	0	1000	11	0	0	0	0	1.0	
9	Foley, Taylor	2	0	0	0	.000	0	0	.000	0	0	4	1000	2	2	.500	1	0	0	0	0	0.0	
13	Beckman, Allison	2	0	0	0	.000	7	23	.304	0	3	5	.400	0	0	.000	3	0	0	0	0	1.0	
17	Rhodes, McKala	3	0	1	2	-.500	1	3	.333	1	0	5	1000	14	1	.933	0	0	0	0	0	1.0	
21	Tronick, Kayla	3	3	1	9	.222	0	0	.000	0	1	3	.667	6	0	1000	1	0	0	0	0	3.0	
Totals			3	34	24	100	.100	32	99	.323	2	7	51	.863	66	5	.930	25	1	6	0	1	40.0

Team Attack By Set

Set	K	E	TA	Pct	Sideout	Pct
1	10	8	31	.065	10-25	40%
2	10	8	32	.062	11-24	45%
3	14	8	37	.162	14-25	56%
35-74						47%

SET SCORES

College of Charleston (0)
Wisconsin (3)

1 2 3

15 15 20
25 25 25

Team Records:

1-2
2-1

TOTAL TEAM BLOCKS: 4.0

#	Wisconsin	S	ATTACK			SET			SERVE			RECEIVE		BLOCK				Points					
			K	E	TA	Pct	Ass	TA	Pct	SA	SE	TA	Pct	O	RE	Pct	Dig		BS	BA	BE		
1	Carlini, Lauren	3	2	0	5	.400	33	66	.500	1	1	15	.933	0	0	.000	6	0	4	0	0	5.0	
3	Gillis, Lauryn	3	9	3	21	.286	0	3	.000	0	2	14	.857	7	1	.875	4	1	1	1	0	10.5	
4	Bates, Kelli	3	6	2	18	.222	1	1	1000	1	0	7	1000	6	0	1000	5	0	2	0	0	8.0	
7	MacDonald, Amber	3	0	0	0	.000	0	1	.000	2	0	20	1000	15	0	1000	5	0	0	0	0	2.0	
11	Williams, Tionna	3	4	1	7	.429	1	1	1000	0	0	0	.000	0	0	.000	1	1	5	1	0	7.5	
13	Nelson, Haleigh	3	7	2	12	.417	0	0	.000	1	0	7	1000	0	0	.000	1	0	4	1	0	10.0	
2	Kriskova, Romana	3	9	2	14	.500	0	0	.000	0	0	0	.000	1	0	1000	3	0	2	0	0	10.0	
6	Morey, Taylor	3	0	0	0	.000	0	6	.000	0	0	11	1000	13	1	.929	12	0	0	0	0	0.0	
Totals			3	37	10	77	.351	35	80	.438	5	3	74	.959	42	2	.955	37	2	18	3	0	53.0

Team Attack By Set

Set	K	E	TA	Pct	Sideout	Pct
1	11	2	22	.409	10-15	60%
2	13	2	23	.478	12-16	75%
3	13	6	32	.219	14-20	69%
36-51						70%

Site: Madison, Wis. (UW Field House)
Date: Aug 29, 2015 Attend: 3879 Time: 1:20
Referees: Marty Prochko, Mike Hamilton

1 2 3 Total

Tie scores 0 0 6 6
Lead change 0 0 1 1

TOTAL TEAM BLOCKS: 11.0

Match 2: #5 Wisconsin 3, Colgate 0
HotelRED Invitational
Aug. 29 • UW Field House • Madison, Wis.

#	Colgate	S	ATTACK				SET			SERVE			RECEIVE			BLOCK				Points	
			K	E	TA	Pct	Ass	TA	Pct	SA	SE	TA	Pct	O	RE	Pct	Dig	BS	BA		BE
7	Smith, Molly	3	1	0	9	.000	18	76	.237	0	0	8	1000	0	0	.000	2	0	2	0	2.0
9	Harris, Kathleen	3	10	8	39	.051	0	7	.000	0	1	8	.875	8	0	.000	11	1	3	0	12.5
12	Stansbury, Katie	3	4	4	17	.000	0	0	.000	0	0	8	1000	1	0	.000	2	0	0	0	4.0
13	Hutchinson, Jaelah	3	5	2	21	.143	0	2	.000	0	0	0	.000	0	0	.000	0	5	0	0	7.5
14	Stebbins, Katie	2	2	2	8	.000	0	0	.000	0	0	0	.000	0	0	.000	0	1	1	0	2.5
15	Kennebeck, Noel	1	0	0	2	.000	0	1	.000	0	0	0	.000	0	0	.000	1	0	0	0	0.0
1	Moncada, Corrina	1	0	0	0	.000	0	2	.000	0	0	4	1000	3	0	.000	1	0	0	0	0.0
2	Simpson, Elena	3	0	0	0	.000	0	0	.000	0	0	1	1000	3	0	.000	5	0	0	0	0.0
3	Smith, Amanda	2	3	0	7	.429	0	0	.000	0	0	0	.000	0	0	.000	0	1	0	0	3.5
4	McAndrews, Madison	1	0	0	0	.000	0	0	.000	0	0	3	1000	0	0	.000	0	0	0	0	0.0
5	McRobie, Neighton	3	0	0	1	.000	2	6	.333	1	1	10	.900	51	1	.981	12	0	0	0	1.0
6	Shupryt-Knoopp, Brook	2	0	0	0	.000	0	0	.000	0	1	3	.667	0	0	.000	0	0	0	0	0.0

Match 5: #13 Wisconsin 3, Louisville 1
ACC/Big Ten Challenge
Sept. 5 • KFC Yum! Center • Louisville, Ky.

#	#	Wisconsin	ATTACK				SET				SERVE				RECEIVE				BLOCK				Points
			S	K	E	TA	Pct	Asst	TA	Pct	SA	SE	TA	Pct	0	RE	Pct	Dig	BS	BA	BE	BHE	
1	Carlini, Lauren	4	3	1	8	.250	47	120	.392	0	3	17	.824	0	0	.000	12	0	4	0	0	0	5.0
2	Kriskova, Romana	4	10	3	21	.333	0	0	.000	0	0	0	.000	2	0	1000	1	0	2	0	0	0	11.0
3	Gillis, Lauryn	4	12	5	37	.189	0	2	.000	0	0	11	1000	14	0	1000	7	0	2	0	0	0	13.0
4	Bates, Kelli	4	16	5	41	.268	0	4	.000	0	4	16	.750	11	1	.917	12	0	2	0	0	0	17.0
11	Williams, Tionna	4	9	3	20	.300	0	0	.000	0	0	0	.000	0	0	.000	1	0	6	0	0	0	12.0
13	Nelson, Haleigh	4	6	5	19	.053	0	1	.000	0	0	14	1000	2	0	1000	3	0	4	0	0	0	8.0
6	Morey, Taylor	4	0	0	0	.000	6	13	.462	1	0	14	1000	17	0	1000	19	0	0	0	0	0	1.0
7	MacDonald, Amber	4	0	0	0	.000	3	6	.500	1	1	19	.947	27	1	.964	12	0	0	0	0	0	1.0
10	Blake, Tori	2	1	0	1	1.000	0	0	.000	0	0	0	.000	0	0	.000	0	0	0	0	0	0	1.0
14	Duello, Madison	1	1	0	3	.333	0	0	.000	0	0	0	.000	0	0	.000	0	0	0	0	0	0	1.0
Team			3																				
Totals			4	58	22	150	.240	56	146	.384	2	8	91	.912	73	5	.936	67	0	20	0	0	70.0

Team Attack By Set

Set	K	E	TA	Pct	Sideout	Pct
1	19	3	37	.432	13-20	64%
2	10	4	32	.188	12-24	50%
3	18	9	45	.200	16-22	72%
4	11	6	36	.139	11-19	57%
						52-85 61%

TOTAL TEAM BLOCKS: 10.0

SET SCORES

Wisconsin (3)

Louisville (1)

1 2 3 4

25 17 25 25

19 25 21 19

Team Records:

4-1

2-3

#	#	Louisville	ATTACK				SET				SERVE				RECEIVE				BLOCK				Points
			S	K	E	TA	Pct	Asst	TA	Pct	SA	SE	TA	Pct	0	RE	Pct	Dig	BS	BA	BE	BHE	
5	Katie George	4	0	0	2	.000	44	131	.336	0	2	18	.889	0	0	.000	5	0	1	0	0	0	0.5
7	Erin Fairs	4	16	6	36	.278	0	1	.000	0	0	0	.000	8	0	1000	1	1	1	0	0	0	17.5
8	Aniah Philo	4	2	1	6	.167	0	0	.000	0	1	1000	20	0	1000	9	0	0	0	0	0	0	2.0
17	Tess Clark	4	7	2	17	.294	0	3	.000	0	0	0	.000	0	1	.000	0	0	5	0	0	0	9.5
19	Maggie DeLong	4	5	2	17	.176	0	0	.000	0	0	0	.000	0	0	.000	0	1	0	0	0	0	6.0
23	Janelle Jenkins	4	12	5	38	.184	0	1	.000	2	0	13	1000	0	0	.000	13	0	3	0	0	0	15.5
1	Molly Sauer	4	0	0	0	.000	2	9	.222	3	1	20	.950	10	0	1000	14	0	0	0	0	0	3.0
13	Maya McClendon	4	7	6	36	.028	0	1	.000	0	3	8	.625	1	0	1000	4	1	0	2	0	0	8.0
14	Roxanne McVey	4	0	0	0	.000	1	7	.143	0	0	10	1000	42	0	1000	15	0	0	0	0	0	1.0
24	Lyndsay Palmer	4	0	0	0	.000	0	0	.000	0	1	15	.933	0	0	.000	0	0	0	0	0	0	0.0
Team			1																				
Totals			4	49	22	152	.178	47	153	.307	5	7	85	.918	81	2	.976	61	3	10	2	1	62.0

Team Attack By Set

Set	K	E	TA	Pct	Sideout	Pct
1	12	6	39	.154	12-24	50%
2	18	3	34	.441	13-18	72%
3	9	5	43	.093	15-24	62%
4	10	8	36	.056	11-25	43%
						51-91 56%

TOTAL TEAM BLOCKS: 8.0

Site: KFC Yum! Center (Louisville, Ky.)

Date: Sep 05, 2015 Attend: 2861 Time: 1:56

Referees: Davonnie McLeary, Donnie Goodwin

Tie scores 1 2 3 4 Total

6 3 6 3 18

Lead change 2 2 0 1 5

Match 7: #11 Wisconsin 3, Kent State 0
Badger Classic
Sept. 11 • UW Field House • Madison, Wis.

#	Kent State	Attack					Serve				Block				Pts	
		S	K	E	TA	Pct	Asst	SA	SE	RE	Dig	BS	BA	BE		
7	HUTCHISON, Kelly	3	9	4	22	.227	0	0	0	0	1	0	1	0	1	9.5
10	MILLS, Sarah	2	0	0	0	.000	1	1	2	3	2	0	0	0	0	1.0
12	WILHELM, Bridget	3	4	2	13	.154	0	0	1	0	1	0	4	0	0	6.0
14	KOJIC, Katarina	3	1	0	1	1.000	19	1	2	0	4	0	0	0	0	2.0
7	BITTINGER, Kelsey	3	11	4	27	.259	0	0	1	1	7	1	2	0	0	13.0
18	NORBERG, Drew	3	5	2	17	.176	0	0	0	0	1	1	4	1	0	8.0
1	CONNORS, Darby	3	1	0	1	1.000	0	0	0	0	0	0	3	1	0	2.5
2	JONES, Sam	2	0	0	0	.000	0	1	0	1	0	0	0	0	0	1.0
3	GERAGHTY, Challen	3	0	0	1	.000	1	1	0	0	14	0	0	0	0	1.0
4	JAKSCHT, Brittney	3	0	0	1	.000	9	1	0	0	0	0	0	0	0	1.0
9	MANTAS, Lexi	3	0	3	12	.250	0	0	0	0	2	0	2	0	0	1.0
20	YOUNKIN, Heather	1	0	0	1	.000	0	0	0	0	0	0	0	0	0	0.0
Totals		3	31	15	96	.167	30	5	6	5	32	2	16	2	2	46.0

Team Attack By Set

Set	K	E	TA	Pct	Sideout	Pct
1	13	1	32	.375	16-24	66%
2	6	8	28	.071	9-25	36%
3	12	6	36	.167	12-24	50%
						37-73 50%

TOTAL TEAM BLOCKS: 10.0

SET SCORES

Kent State (0)

Wisconsin (3)

1 2 3

22 11 21

5-4

Team Records:

6-1

#	Wisconsin	Attack					Serve			Block					Pts	
		S	K	E	TA	Pct	Asst	SA	SE	RE	Dig	BS	BA	BE		
1	Carlini, Lauren	3	2	1	7	.143	37	0	2	0	7	0	3	0	0	3.5
2	Kriskova, Romana	3	5	3	12	.167	0	0	0	0	0	0	3	0	0	6.5
3	Gillis, Lauryn	3	8	3	21	.238	0	0	1	1	6	0	0	2	0	8.0
4	Bates, Kelli	3	12	2	22	.455	0	1	1	2	7	0	3	0	0	14.5
10	Blake, Tori	3	5	0	7	.714	0	0	0	0	2	0	7	0	0	8.5
13	Nelson, Haleigh	3	11	2	19	.474	1	4	0	0	0	1	1	0	0	16.5
6	Morey, Taylor	3	0	0	0	.000	3	0	0	0	12	0	0	0	0	0.0
7	MacDonald, Amber	3	0	0	0	.000	0	0	1	3	3	0	0	0	0	0.0
11	Williams, Tionna	1	3	1	6	.333	0	0	0	0	0	0	1	0	0	3.5
14	Duello, Madison	1	1	1	2	.000	0	0	0	0	0	0	0	0	0	1.0
Totals		3	47	13	96	.354	41	5	5	5	37	1	18	2	0	62.0

Team Attack By Set

Set	K	E	TA	Pct	Sideout	Pct
1	21	5	39	.410	17-23	73%
2	8	4	22	.182	9-11	81%
3	18	4	35	.400	13-22	59%
						39-56 69%

TOTAL TEAM BLOCKS: 10.0

Site: Madison, Wis. (UW Field House)

Date: Sep 11, 2015 Attend: 4626 Time: 1:25

Referees: Tom Joseph, Nicki Fisaga

Tie scores 1 2 3 Total

5 7 3 15

Lead changes 3 1 1 5

Match 6: #11 Wisconsin 3, Georgia 0
Badger Classic
Sept. 10 • UW Field House • Madison, Wis.

#	# Georgia	ATTACK					SET		SERVE				RECEIVE		BLOCK				Points			
		S	K	E	TA	Pct	Asst	TA	Pct	SA	SE	TA	Pct	0	RE	Pct	Dig	BS		BA	BE	BHE
2	Dachs, Amanda	3	8	5	35	.086	0	2	.000	0	0	4	1000	5	0	1000	1	1	1	0	0	9.5
3	Spencer, Megan	3	2	8	19	.316	0	2	.000	0	0	0	.000	4	0	1000	0	0	5	1	0	4.5
7	Kazor, Kendall	3	1	0	5	.200	10	47	.213	0	0	2	1000	0	0	.000	3	0	0	0	0	1.0
13	Lobenstein, Maddie	2	1	1	6	.000	0	1	.000	0	0	5	1000	1	0	1000	2	0	0	0	0	1.0
17	Eatmon, Jasmine	3	2	2	12	.000	0	0	.000	0	0	0	.000	2	0	1000	1	0	0	1	0	2.0
23	McCray, Desiree	3	1	1	4	.000	0	0	.000	0	0	0	.000	2	0	1000	0	4	1	0	0	3.0
1	Porter, Devin	1	1	0	3	.333	0	0	.000	1	0	2	1000	5	0	1000	0	0	0	0	0	2.0
4	Lagler-Clark, Sarah	2	0	0	1	.000	4	33	.121	0	0	2	1000	0	0	.000	0	0	0	0	0	2.0
9	McCord, Elle	3	0	0	0	.000	1	4	.250	0	0	6	1000	10	2	.833	3	0	0	0	0	0.0
15	Gilliam, Sydney	2	0	0	0	.000	0	0	.000	0	1	2	.500	0	0	.000	0	0	0	0	0	0.0
19	Bass, Majesti	1	0	0	3	.000	0	0	.000	0	0	0	.000	0	0	.000	0	2	0	0	0	1.0
20	Anderson, Cassidy	3	0	0	0	.000	0	8	.000	0	2	8	.750	18	0	1000	10	0	0	0	0	0.0
21	Ostman, Caroline	3	0	4	9	.444	0	3	.000	0	0	2	1000	18	1	.947	7	0	0	0	0	0.0
Totals		3	16	21	97	.052	15	100	.150	1	3	33	.909	66	3	.957	27	1	12	3	2	24.0

Match 9: #11 Wisconsin 3, Creighton 0

Creighton Classic

Sept. 19 • D.J. Sokol Arena • Omaha, Neb.

#	Wisconsin	ATTACK					SET			SERVE			RECEIVE		BLOCK				Points			
		S	K	E	TA	Pct	Ass	TA	Pct	SA	SE	TA	Pct	O	RE	Pct	Dig	BS		BA	BE	BHE
1	Carlini, Lauren	3	4	0	5	.800	34	103	.330	1	0	14	1000	1	0	1000	8	1	1	0	1	6.5
2	Krskova, Romana	3	10	4	23	.261	0	0	.000	0	0	0	.000	0	0	.000	1	0	5	0	0	12.5
3	Gillis, Lauryn	3	8	7	31	.032	1	3	.333	0	1	11	.909	8	0	1000	8	1	2	0	0	10.0
4	Bates, Kelli	3	12	6	35	.171	1	2	.500	1	1	9	.889	16	0	1000	8	0	3	0	0	14.5
11	Williams, Tionna	3	5	2	12	.250	0	1	.000	0	0	0	.000	2	1	.667	1	0	4	0	0	7.0
13	Nelson, Haleigh	3	4	0	12	.333	0	1	.000	1	1	11	.909	0	0	.000	3	0	7	0	0	8.5
6	Morey, Taylor	3	0	0	1	.000	3	8	.375	0	0	12	1000	16	1	.941	18	0	0	0	0	0.0
7	MacDonald, Amber	3	0	0	0	.000	1	3	.333	0	1	16	.938	12	0	1000	5	0	0	0	0	0.0
10	Blake, Tori	1	0	0	3	.000	0	0	.000	0	0	0	.000	2	0	1000	0	0	0	0	0	0.0
Totals		3	43	19	122	.197	40	121	.331	3	4	73	.945	57	2	.966	52	2	22	0	1	59.0

Team Attack By Set

Set	K	E	TA	Pct	Sideout	Pct
1	11	5	36	.167	11-20	55%
2	16	5	42	.262	13-21	61%
3	16	9	44	.159	16-24	66%
					40-65	61%

TOTAL TEAM BLOCKS: 13.0

SET SCORES

Wisconsin (3)

Creighton (0)

1 2 3

25 25 25

19 21 23

Team Records:

8-1

5-7

#	Creighton	ATTACK				SET		SERVE			RECEIVE		BLOCK				Points					
		S	K	E	TA	Pct	Ass	TA	Pct	SA	SE	TA	Pct	O	RE	Pct		Digs	BS	BA	BHE	
2	JEREB, Melanie	3	1	0	6	.167	0	1	.000	0	0	12	1000	9	2	.818	3	0	0	0	1	1.0
5	WINTERS, Jaali	3	7	7	31	.000	1	5	.200	0	1	2	.500	22	0	1000	6	0	0	0	0	7.0
9	WILKINSON, Marysa	3	5	4	17	.059	0	1	.000	0	0	0	.000	1	0	1000	0	0	3	0	1	6.5
10	CRAWFORD, Kenzie	3	3	2	9	.111	30	90	.333	0	0	8	1000	0	0	.000	7	0	3	2	2	4.5
13	BIRD, Jess	3	10	3	25	.280	0	6	.000	0	2	8	.750	14	0	1000	13	0	2	0	0	11.0
16	SMITH, Lauren	3	10	1	17	.529	1	2	.500	0	0	0	.000	3	0	1000	4	0	4	1	0	12.0
1	JANSEN, Ashley	3	0	0	0	.000	0	2	.000	0	0	4	1000	6	0	1000	1	0	0	0	0	0.0
7	FOJE, Amanda	3	0	0	0	.000	0	0	.000	1	1	14	.929	0	0	.000	5	0	0	0	0	1.0
11	ELMAN, Kate	3	0	0	0	.000	4	9	.444	1	1	16	.938	11	1	.917	9	0	0	0	0	1.0
12	KLOTH, Taryn	3	0	2	7	.286	0	4	.000	0	1	1	.000	0	0	.000	1	0	2	1	0	1.0
Totals		3	36	19	112	.152	36	120	.300	2	6	65	.908	66	3	.957	49	0	14	4	3	45.0

Team Attack By Set

Set	K	E	TA	Pct	Sideout	Pct
1	10	9	39	.026	10-24	41%
2	12	4	33	.242	13-25	51%
3	14	6	40	.200	15-24	61%
					38-73	52%

TOTAL TEAM BLOCKS: 7.0

Site: Omaha, Neb. (D.J. Sokol Arena)

Date: Sep 19, 2015 Attend: 1262 Time: 1:32

Referees: Craig Werner, Bill Stanley

Creighton Classic

Tie scores

Lead changes

1 2 3 Total

8 11 6 25

5 7 2 14

Match 10: Arkansas 3, #11 Wisconsin 2

Creighton Classic

Sept. 19 • D.J. Sokol Arena • Omaha, Neb.

#	Wisconsin	ATTACK				SET		SERVE			RECEIVE		BLOCK				Points					
		S	K	E	TA	Pct	Ass	TA	Pct	SA	SE	TA	Pct	O	RE	Pct		Dig	BS	BA	BE	BHE
1	Carlini, Lauren	5	4	2	10	.200	56	122	.459	0	0	25	1000	1	0	1000	13	0	2	0	0	5.0
3	Gillis, Lauryn	5	11	5	36	.167	1	3	.333	0	0	17	1000	12	2	.857	5	0	1	1	0	11.5
4	Bates, Kelli	5	8	5	30	.100	0	6	.000	0	2	11	.818	17	0	1000	11	0	1	0	1	8.5
7	MacDonald, Amber	5	0	0	0	.000	0	1	.000	0	0	18	1000	18	1	.947	6	0	0	0	0	0.0
11	Williams, Tionna	5	16	2	27	.519	1	1	1000	0	0	0	.000	5	0	1000	1	1	2	0	0	18.0
13	Nelson, Haleigh	5	18	3	29	.517	1	2	.500	3	1	16	.938	3	0	1000	3	0	5	1	0	23.5
2	Krskova, Romana	5	9	3	18	.333	0	2	.000	0	0	0	.000	1	0	1000	1	0	3	0	0	10.5
6	Morey, Taylor	5	0	0	0	.000	5	18	.278	0	1	15	.933	30	2	.938	17	0	0	0	0	0.0
10	Blake, Tori	1	0	0	2	.000	0	0	.000	0	0	0	.000	0	0	.000	0	0	0	0	0	0.0
14	Duello, Madison	1	2	2	5	.000	0	0	.000	0	0	0	.000	0	0	.000	0	0	0	0	0	2.0
Totals		5	68	22	157	.293	64	155	.413	3	4	102	.961	87	5	.946	57	1	14	2	1	79.0

Team Attack By Set

Set	K	E	TA	Pct	Sideout	Pct
1	13	7	33	.182	16-25	63%
2	14	3	34	.324	15-21	71%
3	16	6	42	.238	13-24	54%
4	15	3	27	.444	11-13	84%
5	10	3	21	.333	8-15	53%
					63-98	64%

TOTAL TEAM BLOCKS: 8.0

SET SCORES

Wisconsin (2)

Arkansas (3)

1 2 3 4 5

21 25 20 25 11

25 22 25 13 15

Team Records:

8-2

10-2

#	Arkansas	K	E	TA	Pct	Ass	TA	Pct	SA	SE	TA	Pct	O RE	Pct	Dig	BS	BA	BE	BHE	Points		
1	Chanell Clark-Bibbs	5	24	4	36	.556	1	6	.167	1	2	21	.905	2	0	1000	6	2	4	1	0	29.0
9	Liz Fortado	5	9	1	26	.308	0	0	.000	0	0	0	.000	1	0	1000	0	0	3	0	0	10.5
14	Adrien Wolzschlaeger	5	2	4	10	.200	59	114	.518	1	1	16	.938	0	0	.000	4	0	1	0	0	3.5
17	Kori Ortiz	5	0	0	0	.000	1	2	.500	0	0	5	1000	15	0	1000	5	0	0	0	0	0.0
19	Ana Sofia Jusino	5	2	0	2	1.000	0	2	.000	0	0	0	.000	1	0	1000	0	1	2	0	0	0.0
21	Pilar Victoria	5	16	10	45	.133	1	4	.250	2	2	14	.857	19	0	1000	13	2	1	0	0	20.5
2	Breana Jones	3	4	1	5	.600	0	1	.000	0	0	0	.000	0	0	.000	0	0	0	0	0	4.0
3	Danielle Harbin	5	1	0	2	.500	0	0	.000	0	0	0	.000	0	0	.000	2	0	0	0	0	1.0
10	Monica Bollinger	5	0	0	2	.000	3	8	.375	0	0	18	1000	25	1	.962	5	0	0	0	0	0.0
12	Okiana Valle	5	0	0	0	.000	0	7	.000	1	1	17	.941	28	2	.933	17	0	0	0	0	1.0
18	Barbara Dapic	5	8	5	24	.125	0	4	.000	0	0	7	1000	3	0	1000	2	1	1	0	0	9.5
Totals		5	66	25	152	.270	65	148	.439	5	6	98	.939	95	3	.969	54	6	12	1	0	83.0

Team Attack By Set

Set	K	E	TA	Pct	Sideout	Pct
1	13	6	31	.226	16-21	76%
2	16	8	41	.195	15-25	60%
3	16	3	32	.406	13-20	64%
4	10	7	27	.111	11-25	43%
5	11	1	21	.476	8-11	72%
					63-102	61%

TOTAL TEAM BLOCKS: 12.0

Site: Omaha, Neb. (D.J. Sokol Arena)

Date: Sep 19, 2015 Attend: 1262 Time: 2:21

Referees: Bill Stanley, Craig Werner

Creighton Classic

Tie scores

Lead changes

1 2 3 4 5 Total

4 13 0 3 4 24

1 7 0 1 3 12

Match 13: #19 Wisconsin 3, #7 Illinois 1

Sept. 30 • UW Field House • Madison, Wis.

#	Illinois	ATTACK				SET				SERVE				RECEIVE				BLOCK				Points
		S	K	E	TA	Pct	Ass	TA	Pct	SA	SE	TA	Pct	O	RE	Pct	Dig	BS	BA	BE	BHE	
1	Jordyn Poulter	4	1	2	6	.167	50	133	.376	1	0	13	1000	0	0	.000	6	0	3	1	0	3.5
5	Ali Bastianelli	4	2	3	10	.100	0	0	.000	0	0	0	.000	0	0	.000	0	0	4	1	0	4.0
7	Jocelynn Birks	4	20	5	41	.366	1	8	.125	0	0	20	1000	21	3	.875	12	0	1	1	0	20.5
10	Danielle Davis	4	0	0	0	.000	0	2	.000	0	1	14	.929	16	0	1000	10	0	0	0	0	0.0
12	Katie Stadick	4	13	7	30	.200	0	4	.000	0	1	3	.667	1	0	1000	0	0	5	0	0	15.5
13	Ali Stark	4	7	3	16	.250	1	4	.250	0	4	14	.714	30	0	1000	4	0	0	1	0	7.0
2	Julia Conard	1	0	0	0	.000	0	0	.000	0	0	2	1000	0	0	.000	0	0	0	0	0	0.0
3	Brandi Donnelly	4	0	0	0	.000	1	6	.167	0	2	14	.857	13	1	.929	21	0	0	0	0	0.0
4	Michelle Strizak	4	10	5	43	.116	0	0	.000	0	0	0	.000	1	0	1000	2	1	3	1	0	12.5
9	Naya Crittenden	3	2	2	7	.000	0	1	.000	0	0	0	.000	0	0	.000	0	0	2	0	0	3.0
11	Katie Roustio	3	1	1	4	.000	0	1	.000	0	0	0	.000	1	0	1000	0	0	0	0	0	1.0
18	Allison Palmer	3	0	0	0	.000	0	0	.000	0	0	5	1000	0	0	.000	1	0	0	0	0	0.0
Totals		4	56	28	157	.178	53	155	.342	1	8	85	.906	83	4	.964	56	1	18	5	0	67.0

Team Attack By Set

Set	K	E	TA	Pct	Sidout	Pct
1	10	7	40	.075	11-24	45%
2	14	8	35	.171	12-25	47%
3	15	3	37	.324	14-21	66%
4	17	10	45	.156	15-25	60%
						52-95 54%

TOTAL TEAM BLOCKS: 10.0

SET SCORES	1	2	3	4	Team Records:
Illinois (1)	16	21	25	22	11-3, 2-1
Wisconsin (3)	25	25	21	25	9-4, 1-2

#	Wisconsin	ATTACK				SET				SERVE				RECEIVE				BLOCK				Points
		S	K	E	TA	Pct	Ass	TA	Pct	SA	SE	TA	Pct	O	RE	Pct	Dig	BS	BA	BE	BHE	
1	Carlini, Lauren	4	3	0	6	.500	48	114	.421	0	1	17	.941	0	0	.000	13	0	4	0	0	5.0
3	Gillis, Lauryn	4	11	5	31	.194	0	1	.000	0	2	10	.800	0	0	.000	7	0	2	1	0	12.0
4	Bates, Kelli	4	7	5	27	.074	1	5	.200	0	1	21	.952	28	1	.966	16	0	3	1	0	8.5
7	MacDonald, Amber	4	0	0	0	.000	0	4	.000	3	2	16	.875	13	0	1000	3	0	0	0	0	3.0
11	Williams, Tionna	4	8	2	21	.286	0	0	.000	0	0	0	.000	0	0	.000	0	0	7	2	0	11.5
13	Nelson, Haleigh	4	12	3	27	.333	1	5	.200	1	2	17	.882	0	0	.000	3	0	5	1	0	15.5
2	Krskova, Romana	4	15	3	30	.400	1	1	1000	0	0	0	.000	0	0	.000	1	0	3	0	0	16.5
6	Morey, Taylor	4	0	0	0	.000	2	10	.200	0	0	14	1000	35	0	1000	16	0	0	0	0	0.0
Totals		4	56	18	142	.268	53	140	.379	4	8	95	.916	76	1	.987	59	0	24	5	0	72.0

Team Attack By Set

Set	K	E	TA	Pct	Sidout	Pct
1	16	4	36	.333	12-17	70%
2	14	6	35	.229	12-21	57%
3	13	5	38	.211	14-25	56%
4	13	3	33	.303	15-22	68%
						53-85 62%

TOTAL TEAM BLOCKS: 12.0

Site: Madison, Wis. (UW Field House)
Date: Sep 30, 2015 Attend: 4254 Time: 2:08
Referees: Mike Hamilton, Sergio Gonzalez

Tie scores	1	2	3	4	Total
Lead changes	3	6	11	5	25
	1	3	6	1	11

Match 14: #19 Wisconsin 3, Northwestern 0

Oct. 4 • UW Field House • Madison, Wis.

#	Northwestern	ATTACK				SET				SERVE				RECEIVE				BLOCK				Points
		S	K	E	TA	Pct	Ass	TA	Pct	SA	SE	TA	Pct	O	RE	Pct	Dig	BS	BA	BE	BHE	
1	Tashima, Taylor	3	3	0	7	.429	31	92	.337	0	1	11	.909	1	0	1000	9	0	2	1	1	4.0
4	Fara, Rachael	3	5	1	14	.286	1	1	1000	0	1	4	.750	0	0	.000	3	0	0	0	0	5.0
11	Slater, Maddie	3	7	0	11	.636	0	1	.000	0	0	0	.000	0	0	.000	0	0	3	0	0	8.5
13	Kraus, Abbie	3	0	0	0	.000	2	3	.667	0	1	16	.938	20	2	.909	6	0	0	0	0	0.0
15	Morin, Kayla	3	7	5	30	.067	2	3	.667	0	1	7	.857	11	1	.917	9	0	0	1	0	7.0
16	Lavin, Sofia	3	6	8	27	.074	0	2	.000	0	0	0	.000	6	0	1000	1	0	0	1	0	6.0
2	Abbott, Symone	3	10	8	27	.074	0	0	.000	0	0	0	.000	0	0	.000	1	1	1	1	0	11.5
3	Hofmeister, Abby	1	0	0	0	.000	0	0	.000	0	0	0	.000	0	0	.000	1	0	0	0	0	0.0
5	Niedospial, Caroline	3	0	0	0	.000	2	12	.167	0	1	6	.833	8	1	.889	16	0	0	0	0	0.0
7	Kriep, Katie	3	0	0	0	.000	0	3	.000	0	0	9	1000	20	0	1000	2	0	0	0	0	0.0
10	Strobos, Rafael	3	0	0	0	.000	0	0	.000	0	1	4	.750	0	0	.000	0	0	0	0	0	0.0
Totals		3	38	22	116	.138	38	117	.325	0	6	57	.895	66	4	.943	48	1	6	4	1	42.0

Team Attack By Set

Set	K	E	TA	Pct	Sidout	Pct
1	15	8	45	.156	12-24	50%
2	11	7	33	.121	14-25	56%
3	12	7	38	.132	12-24	50%
						38-73 52%

SET SCORES	1	2	3	Team Records:
Northwestern (0)	20	16	19	10-5, 2-2
Wisconsin (3)	25	25	25	10-4, 2-2

TOTAL TEAM BLOCKS: 4.0

#	Wisconsin	ATTACK				SET				SERVE				RECEIVE				BLOCK				Points
		S	K	E	TA	Pct	Ass	TA	Pct	SA	SE	TA	Pct	O	RE	Pct	Dig	BS	BA	BE	BHE	
1	Carlini, Lauren	3	3	2	7	.143	32	87	.368	1	1	15	.933	0	0	.000	7	0	4	0	0	6.0
3	Gillis, Lauryn	3	6	3	23	.130	1	3	.333	0	0	3	1000	0	0	.000	7	0	1	0	0	6.5
4	Bates, Kelli	3	12	3	33	.273	2	3	.667	1	0	13	1000	29	0	1000	8	0	0	1	0	13.0
7	MacDonald, Amber	3	0	0	0	.000	2	4	.500	0	0	12	1000	11	0	1000	6	0	0	0	0	0.0
11	Williams, Tionna	3	6	2	13	.308	0	2	.000	0	0	0	.000	1	0	1000	0	1	5	0	0	9.5
13	Nelson, Haleigh	3	5	2	14	.214	0	2	.000	1	1	11	.909	1	0	1000	1	0	6	0	0	9.0
2	Krskova, Romana	3	9	2	20	.350	0	0	.000	0	0	0	.000	0	0	.000	2	0	6	0	0	12.0
6	Morey, Taylor	3	0	0	0	.000	3	8	.375	1	0	11	1000	9	0	1000	11	0	0	0	0	1.0
14	Duello, Madison	3	0	0	0	.000	0	0	.000	0	1	8	.875	0	0	.000	1	0	0	0	0	0.0
Totals		3	41	14	110	.245	40	109	.367	4	3	73	.959	51	0	1000	43	1	22	1	0	57.0

Team Attack By Set

Set	K	E	TA	Pct	Sidout	Pct
1	13	3	37	.270	13-21	61%
2	16	4	36	.333	14-16	87%
3	12	7	37	.135	13-20	64%
						40-57 70%

Site: Madison, Wis. (UW Field House)
Date: Oct 04, 2015 Attend: 5609 Time: 1:28
Referees: Julie Voeck, Dennis Bergstedt

	<u>1</u>	<u>2</u>	<u>3</u>	<u>Total</u>
Tie scores	4	2	2	8
Lead changes	4	1	1	6

TOTAL TEAM BLOCKS: 12.0

Match 15: #16 Wisconsin 3, Rutgers 0

Oct. 9 • College Ave. Gym • New Brunswick, N.J.

#	Wisconsin	ATTACK				SET				SERVE				RECEIVE				BLOCK				Points
		S	K	E	TA	Pct	Ass	TA	Pct	SA	SE	TA	Pct	O	RE	Pct	Dig	BS	BA	BHE		
1	Carlini, Lauren	3	3	0	7	.429	31	66	.470	0	1	8	.875	0	0	.000	2	1	2	0	5.0	
3	Gillis, Lauryn	3	8	0	16	.500	1	1	1000	0	3	10	.700	3	0	1000	5	0	3	0	9.5	
4	Bates, Kelli	3	8	2	21	.286	1	2	.500	1	0	8	1000	14	1	.933	6	1	1	0	10.0	
7	MacDonald, Amber	3	0	0	0	.000	2	2	1000	1	14	829	5	0	1000	10	0	0	0	10.5		
11	Williams, Tionna	3	6	1	14	.357	0	0	.000	0	0	0	.000	0	0	.000	0	6	6	0	9.0	
13	Nelson, Haleigh	3	6	0	12	.500	1	3	.333	2	0	10	1000	1	0	1000	1	0	3	1	9.5	
2	Kriskova, Romana	3	4	1	10	.300	0	0	.000	0	1	3	.667	0	0	.000	3	0	3	0	5.5	
5	Smith, Maddie	2	0	0	0	.000	0	0	.000	0	2	1000	0	0	.000	0	0	0	0	0	0.0	
6	Morey, Taylor	3	0	0	0	.000	0	1	.000	3	1	18	.444	13	1	.929	9	0	0	0	3.0	
12	Saunders, Julia	1	0	0	0	.000	0	0	.000	0	0	0	.000	0	0	.000	0	0	0	0	0.0	
14	Duello, Madison	1	1	0	1	1.000	0	0	.000	0	0	0	.000	0	0	.000	0	0	0	0	1.0	
Totals		3	36	4	81	.395	34	75	.453	7	7	73	.904	36	2	.947	36	2	18	1	54.0	

Match 17: #11 Minnesota 3, #15 Wisconsin 2

Oct. 14 • UW Field House • Madison, Wis.

#	Minnesota	ATTACK				SET			SERVE			RECEIVE			BLOCK				Points		
		S	K	E	TA	Pct	Asst	TA	Pct	SA	SE	TA	Pct	O	RE	Pct	Dig	BS		BA	BHE
1	Santana, Daly	5	20	9	68	.162	1	4	.250	2	3	16	.812	24	1	.960	15	0	1	0	22.5
4	Tapp, Paige	5	10	8	37	.054	0	2	.000	0	1	18	.944	4	0	1000	5	0	6	1	13.0
5	Goehner, Alyssa	5	0	1	9	-.111	3	6	.500	0	1	3	.667	18	0	1000	12	0	0	0	0.0
7	Tapp, Hannah	5	8	5	27	.111	0	2	.000	0	0	0	.000	5	0	1000	1	0	8	0	12.0
11	Seliger-Swenson, S	5	3	0	5	.600	45	148	.304	0	0	18	1000	0	2	.000	14	0	4	0	5.0
13	Lohman, Molly	5	5	1	7	.571	0	1	.000	0	0	0	.000	0	0	.000	0	0	8	1	9.0
2	Handley, Erica	1	0	0	0	.000	0	0	.000	0	0	1	1000	0	0	.000	0	0	0	0	0.0
3	Schau, Katie	5	1	0	1	1.000	0	2	.000	0	0	17	1000	0	0	.000	0	0	0	0	1.0
6	Beal, Maddie	1	0	0	0	.000	0	0	.000	0	0	0	.000	0	0	.000	0	0	0	0	0.0
8	Wilhite, Sarah	5	9	3	34	.176	0	0	.000	0	1	10	.900	23	0	1000	8	0	3	0	10.5
17	Rosado, Dalianliz	5	0	1	2	-.500	3	20	.150	2	2	18	.889	20	0	1000	17	0	0	0	2.0
Totals		5	56	28	190	.147	52	185	.281	4	8	101	.821	94	3	.969	80	0	30	2	75.0

Team Attack By Set

Set	K	E	TA	Pct	Sideout	Pct
1	8	6	43	.047	10-24	41%
2	15	6	46	.196	14-25	56%
3	11	3	31	.258	12-16	75%
4	16	12	55	.073	11-26	42%
5	6	1	15	.333	9-11	81%
56-102						54%

TOTAL TEAM BLOCKS: 15.0

SET SCORES

Minnesota (3)

Wisconsin (2)

1 2 3 4 5
11 26 25 24 15
25 24 16 26 11

Team Attack By Set

Set	K	E	TA	Pct	Sideout	Pct
1	16	5	27	.407	16-24	66%
2	15	5	55	.182	15-25	60%
3	17	3	40	.350	15-19	78%
4	10	5	50	.100	14-25	56%
60-93						64%

SET SCORES

Wisconsin (1)

Minnesota (3)

TOTAL TEAM BLOCKS: 11.0

1 2 3 4
20 23 25 19
25 25 19 25

12-6, 4-4 Big Ten
15-3, 7-1 Big Ten

#	Wisconsin	ATTACK				SET		SERVE			RECEIVE		BLOCK				Points					
		S	K	E	TA	Pct	Asst	TA	Pct	SA	SE	TA	Pct	O	RE	Pct		Dig	BS	BA	BE	BHE
1	Carlini, Lauren	5	4	0	10	.400	54	143	.378	0	2	18	.889	0	0	.000	21	0	3	0	1	5.5
3	Gillis, Lauryn	5	13	8	47	.106	0	6	.000	0	1	11	.909	2	0	1000	4	0	3	0	0	14.5
4	Bates, Kelli	5	17	13	54	.074	2	8	.250	0	2	13	.846	27	1	.964	12	0	4	0	0	19.0
7	MacDonald, Amber	5	0	0	0	.000	2	4	.500	0	0	18	1000	26	3	.897	12	0	0	0	0	0.0
11	Williams, Tionna	5	7	6	27	.337	1	2	.500	0	0	0	.000	0	0	.000	0	0	7	0	0	10.5
13	Nelson, Haleigh	5	12	2	23	.435	1	6	.167	2	0	23	1000	0	0	.000	3	0	5	1	0	16.5
2	Kriskova, Romana	5	10	5	25	.200	0	0	.000	0	0	0	.000	0	0	.000	1	0	2	0	0	11.0
6	Morey, Taylor	5	0	0	1	.000	2	19	.105	1	0	19	1000	34	0	1000	24	0	0	0	0	1.0
Totals		5	63	34	187	.155	62	188	.330	3	5	102	.951	89	4	.957	87	0	24	1	1	78.0

Team Attack By Set

Set	K	E	TA	Pct	Sideout	Pct
1	16	3	36	.361	11-12	91%
2	15	8	47	.149	13-25	51%
3	9	11	37	-.054	12-25	47%
4	14	7	46	.152	11-24	45%
5	9	5	21	.190	9-15	60%
56-101						55%

TOTAL TEAM BLOCKS: 12.0

Site: Madison, Wis. (UW Field House)

Date: Oct 14, 2015 Attend: 4808 Time: 2:35

Referees: Devonie McLarty, Julie Voeck

1 2 3 4 5 Total
Tie scores 2 5 1 11 3 22
Lead changes 1 2 1 6 1 11

Match 18: #11 Minnesota 3, #15 Wisconsin 1

Oct. 17 • Sports Pavilion • Minneapolis, Minn.

#	Wisconsin	ATTACK				SET		SERVE			RECEIVE		BLOCK				Points					
		S	K	E	TA	Pct	Asst	TA	Pct	SA	SE	TA	Pct	O	RE	Pct		Digs	BS	BA	BE	
1	Carlini, Lauren	4	4	0	11	.364	49	66	.742	0	0	12	1000	0	0	.000	21	0	4	1	0	6.0
3	Gillis, Lauryn	4	20	4	52	.308	1	7	.143	0	0	0	.000	2	0	1000	8	0	0	0	0	20.0
4	Bates, Kelli	4	5	7	33	-.061	1	23	.043	1	1	14	.929	32	3	.914	12	0	4	2	1	8.0
7	MacDonald, Amber	4	0	0	0	.000	0	12	.000	1	2	17	.882	14	1	.933	9	0	0	0	0	1.0
11	Williams, Tionna	4	12	2	22	.455	0	2	.000	0	0	0	.000	0	0	.000	1	1	5	1	1	15.5
13	Nelson, Haleigh	4	6	1	23	.217	0	1	.000	0	2	12	.833	0	0	.000	1	0	5	0	0	8.5
2	Kriskova, Romana	4	10	3	27	.259	0	2	.000	0	0	0	.000	0	0	.000	2	0	2	0	0	11.0
6	Morey, Taylor	4	1	1	3	.000	5	38	.132	1	0	15	1000	34	2	.944	25	0	0	0	0	2.0
14	Duelli, Madison	4	0	0	1	.000	0	1	.000	0	1	18	.944	0	0	.000	1	0	0	0	0	0.0
Totals		4	58	18	172	.233	56	152	.368	3	6	88	.932	82	6	.932	80	1	20	4	2	72.0

Team Attack By Set

Set	K	E	TA	Pct	Sideout	Pct
1	16	5	27	.407	16-24	66%
2	15	5	55	.182	15-25	60%
3	17	3	40	.350	15-19	78%
4	10	5	50	.100	14-25	56%
60-93						64%

SET SCORES

Wisconsin (1)

Minnesota (3)

TOTAL TEAM BLOCKS: 11.0

1 2 3 4
20 23 25 19
25 25 19 25

12-6, 4-4 Big Ten
15-3, 7-1 Big Ten

#	Minnesota	ATTACK				SET		SERVE			RECEIVE		BLOCK				Points				
		S	K	E	TA	Pct	Asst	TA	Pct	SA	SE	TA	Pct	O	RE	Pct		Dig	BS	BA	BHE
1	Santana, Daly	4	21	8	57	.228	1	18	.056	3	2	18	.889	12	0	1000	17	0	0	0	24.0
3	Schau, Katie	4	0	0	1	.000	0	6	.000	0	1	12	.917	0	0	.000	8	0	0	0	0.0
4	Tapp, Paige	4	11	2	22	.409	1	4	.250	0	1	13	.923	1	0	1000	5	0	2	1	12.0
5	Goehner, Alyssa	4	2	0	4	.500	1	12	.083	0	0	1	1000	14	0	1000	7	0	0	0	2.0
7	Tapp, Hannah	4	9	4	23	.217	2	4	.500	0	0	0	.000	0	0	.000	3	0	4	1	11.0
11	Seliger-Swenson, S	4	2	1	6	.167	51	63	.810	0	1	17	.941	1	0	1000	14	0	2	0	3.0
8	Wilhite, Sarah	4	8	4	38	.105	0	6	.000	3	0	17	1000	13	1	.929	9	1	1	0	12.5
13	Lohman, Molly	4	8	2	18	.333	0	8	.200	0	0	0	.000	0	0	.000	4	0	4	0	10.0
17	Rosado, Dalianliz	4	0	0	1	.000	3	36	.083	0	0	15	1000	38	2	.950	19	0	0	0	0.0
Totals		4	61	21	170	.235	59	149	.396	6	5	93	.946	79	3	.963	86	1	13	2	74.5

Team Attack By Set

Set	K	E	TA	Pct	Sideout	Pct
1	17	2	28	.536	17-21	80%
2	16	8	57	.140	15-23	65%
3	11	5	40	.150	15-25	60%
4	17	6	45	.244	14-19	73%
61-88						69%

Site: Minneapolis, MN (Sports Pavilion)

Date: Oct 17, 2015 Attend: 5597 Time: 1:57

Referees: William Stanley, Todd Karolczak

1 2 3 4 Total
Tie scores 6 8 1 4 19
Lead change 2 3 1 3 9

Match 19: #16 Wisconsin 3, Iowa 0

Oct. 23 • Carver-Hawkeye Arena • Iowa City, Iowa

#	Wisconsin
---	-----------

Match 21: #12 Wisconsin 3, #17 Purdue 1

Oct. 30 • UW Field House • Madison, Wis.

#	Purdue	ATTACK				SET			SERVE				RECEIVE			BLOCK				Points		
		S	K	E	TA	Pct	Asst	TA	Pct	SA	SE	TA	Pct	O	RE	Pct	Dig	BS	BA		BE	
4	Epenesa, Sam	4	7	6	31	.032	1	3	.333	2	0	13	1000	36	1	.973	9	0	2	1	0	10.0
5	Evans, Ashley	4	3	1	7	.286	42	114	.368	0	1	11	.909	0	0	.000	12	0	1	0	1	3.5
8	Smith, Alexa	4	1	0	4	.250	0	4	.000	0	1	12	.917	24	0	1000	10	0	0	0	0	1.0
13	Adelaja, Faye	4	8	0	18	.444	0	0	.000	0	0	0	.000	0	0	.000	1	1	4	1	0	11.0
18	Drews, Annie	4	18	7	49	.224	1	3	.333	1	3	13	.769	0	0	.000	5	0	4	1	0	21.0
20	Cuttino, Danielle	4	11	4	23	.304	0	1	.000	0	0	0	.000	0	0	.000	0	0	3	4	0	12.5
1	Dimke, Lydia	2	0	0	0	.000	0	0	.000	1	0	5	1000	0	0	.000	0	0	0	0	0	1.0
3	Peters, Brooke	4	0	0	0	.000	0	0	.000	0	3	11	.727	0	0	.000	0	0	0	0	0	0.0
6	Workman, Kate	2	0	0	0	.000	0	0	.000	0	0	0	.000	6	0	1000	0	0	0	0	0	0.0
7	Neill, Amanda	4	0	0	0	.000	5	20	.250	0	0	21	1000	9	0	1000	16	0	0	0	0	0.0
10	Stahl, Azariah	4	2	1	10	.100	0	0	.000	0	0	0	.000	9	0	1000	0	1	0	3	0	3.0
Totals		4	50	19	142	.218	49	145	.338	4	8	86	.907	84	1	.988	53	2	14	10	1	63.0

Team Attack By Set

Set	K	E	TA	Pct	Sideout	Pct
1	8	5	28	.107	12-24	50%
2	17	3	32	.438	15-20	75%
3	12	4	40	.200	14-24	58%
4	13	7	42	.143	13-25	51%
						54-93 58%

TOTAL TEAM BLOCKS: 9.0

SET SCORES	1	2	3	4	Team Records:
Purdue (1)	18	25	20	22	17-5, 8-3
Wisconsin (3)	25	19	25	25	15-6, 7-4

Match 22: #12 Wisconsin 3, Indiana 0

Nov. 1 • UW Field House • Madison, Wis.

#	Indiana	ATTACK				SET		SERVE				RECEIVE			BLOCK				Points			
		S	K	E	TA	Pct	Asst	TA	Pct	SA	SE	TA	Pct	O	RE	Pct	Dig	BS		BA	BE	
5	McDonald,Jazzmine	3	5	1	9	.444	0	0	.000	0	0	0	.000	0	0	.000	0	0	1	0	0	5.5
6	Lebo,Taylor	3	0	0	4	.000	0	1	.000	0	2	11	.818	15	0	1000	1	0	0	0	0	0.0
9	Tallman,Megan	2	1	2	4	-.250	18	54	.333	1	1	6	.833	0	0	.000	1	0	0	0	2	2.0
11	Hammond,Allison	3	4	8	20	-.200	0	0	.000	1	0	7	1000	9	1	.900	1	0	2	0	0	6.0
14	Asdell,Elizabeth	3	3	3	9	.000	0	0	.000	0	0	0	.000	0	0	.000	0	0	0	0	0	3.0
20	Nwaeze,Awele	3	3	2	16	.062	0	0	.000	0	2	7	.714	0	0	.000	1	0	2	1	0	4.0
1	Hamish,Courtney	3	0	0	0	.000	1	5	.200	0	1	6	.833	16	0	1000	8	0	0	0	0	0.0
3	Merrit,Kyndall	3	0	0	0	.000	0	1	.000	0	2	8	.750	6	0	1000	7	0	0	0	0	0.0
8	Anderson,Amelia	3	8	5	22	.136	0	0	.000	0	0	0	.000	2	0	1000	0	0	1	1	0	8.5
10	Lundin,Makaya	1	1	0	1	1.000	4	23	.174	0	0	1	1000	0	0	.000	2	0	0	0	0	1.0
12	Fogg,Samantha	3	0	0	0	.000	2	4	.500	0	0	1	1000	15	1	.938	2	0	0	0	0	0.0
Totals		3	25	21	85	.047	25	88	.284	2	8	47	.830	63	2	.969	23	0	6	2	2	30.0

Team Attack By Set

Set	K	E	TA	Pct	Sideout	Pct
1	9	8	29	.034	12-24	50%
2	10	5	28	.179	14-25	56%
3	6	8	28	-.071	10-24	41%
						36-73 49%

TOTAL TEAM BLOCKS: 3.0

SET SCORES	1	2	3	Team Records:
Indiana (0)	16	17	12	13-11, 3-9
Wisconsin (3)	25	25	25	16-6, 8-4

#	Wisconsin	ATTACK				SET			SERVE				RECEIVE			BLOCK				Points		
		S	K	E	TA	Pct	Asst	TA	Pct	SA	SE	TA	Pct	O	RE	Pct	Dig	BS	BA		BE	
1	Carlini, Lauren	4	2	3	15	-.067	54	114	.474	0	1	12	.917	0	0	.000	10	1	2	1	4.0	
2	Krskova, Romana	4	12	1	18	.611	0	0	.000	0	0	0	.000	0	0	.000	1	0	2	0	13.0	
3	Gillis, Lauryn	4	16	7	43	.209	0	6	.000	0	0	1	1000	5	0	1000	2	0	0	0	16.0	
4	Bates, Kelli	4	17	7	35	.286	2	8	.250	0	1	13	.923	42	1	.977	13	0	1	0	17.5	
11	Williams, Tionna	4	8	3	22	.227	0	0	.000	0	0	0	.000	1	0	1000	1	0	4	0	10.0	
13	Nelson, Haleigh	4	9	2	16	.438	0	0	.000	0	1	15	.933	3	0	1000	1	0	1	0	9.5	
6	Morey, Taylor	4	0	0	0	.000	2	13	.154	0	0	0	12	1000	12	1	.923	20	0	0	0	0.0
7	MacDonald, Amber	4	0	0	0	.000	1	4	.250	0	2	20	.900	11	2	.846	7	0	0	0	0.0	
14	Duello, Madison	4	0	0	0	.000	1	3	.333	1	2	20	.900	0	0	.000	3	0	0	0	1.0	
Totals		4	64	23	149	.275	60	148	.405	1	7	93	.925	74	4	.949	58	1	10	1	71.0	

Team Attack By Set

Set	K	E	TA	Pct	Sideout	Pct
1	16	7	35	.257	13-19	68%
2	13	5	35	.229	14-24	58%
3	19	6	42	.310	15-21	71%
4	16	5	37	.297	13-22	59%
						55-86 63%

Site: Madison, Wis. (UW Field House)
Date: Oct 30, 2015 Attend: 6012 Time: 2:08
Referees: Marty Prochko, Carla Brunner

	1	2	3	4	Total
Tie scores	4	0	6	6	16
Lead changes	0	0	3	2	5

#	Wisconsin	ATTACK				SET		SERVE				RECEIVE			BLOCK				Points			
		S	K	E	TA	Pct	Asst	TA	Pct	SA	SE	TA	Pct	O	RE	Pct	Dig	BS		BA	BE	
1	Carlini, Lauren	3	2	1	4	.250	33	60	.550	0	3	14	.786	0	0	.000	6	0	2	0	0	3.0
3	Gillis, Lauryn	3	5	2	11	.273	0	1	.000	0	0	0	.000	4	0	1000	2	0	0	0	0	5.0
4	Bates, Kelli	3	11	2	25	.360	0	3	.000	0	2	13	.846	18	1	.947	5	0	2	0	0	12.0
7	MacDonald, Amber	3	0	0	0	.000	1	2	.500	0	1	11	.909	6	0	1000	2	0	0	0	0	0.0
11	Williams, Tionna	3	7	2	13	.385	0	0	.000	0	0	0	.000	1	0	1000	0	0	5	0	0	9.5
13	Nelson, Haleigh	3	11	2	16	.562	0	1	.000	1	1	9	.889	0	0	.000	2	0	2	1	0	13.0
2	Krskova, Romana	3	5	1	8	.500	0	1	1.000	0	0	0	.000	0	0	.000	1	0	3	0	0	6.5
5	Smith, Maddie	1	0	0	0	.000	0	0	.000	0	0	0	1	1000	0	0	.000	0	0	0	0	0.0
6	Morey, Taylor	3	0	0	0	.000	1	5	.200	0	1	8	.875	8	1	.889	9	0	0	0	0	0.0
14	Duello, Madison	3	0	0	0	.000	1	3	.333	1	0	17	1000	0	0	.000	0	0	0	0	0	1.0
Totals		3	41	10	77	.403	37	76	.487	2	8	73	.890	37	2	.949	31	0	14	1	0	50.0

Team Attack By Set

Set	K	E	TA	Pct	Sideout	Pct
1	13	4	25	.360	13-17	76%
2	14	3	25	.440	14-17	82%
3	14	3	27	.407	11-13	84%
						38-47 80%

Site: Madison, Wis. (UW Field House)
Date: Nov 01, 2015 Attend: 6012 Time: 1:17
Referees: Carla Brunner, Marty Prochko

	1	2	3	Total
Tie scores	0	7	0	7
Lead changes	0	3	0	3

Match 23: #13 Wisconsin 3, #25 Michigan 0

Nov. 6 • UW Field House • Madison, Wis.

#	Michigan	ATTACK				SET		SERVE				RECEIVE		BLOCK				Points					
		S	K	E	TA	Pct	Asst	TA	Pct	SA	SE	TA	Pct	O	RE	Pct	Dig		BS	BA	BE		
1	Kieffer-Wright, Cla	3	4	5	17	-.059	0	1	.000	1	1	10	.900	0	0	.000	2	2	3	1	0	8.5	
2	Knop, Caroline	3	13	5	45	.178	0	1	.000	0	0	0	10	1000	13	1	.929	7	0	1	1	0	13.5
8	Warner, Carly	3	0	0	0	.000	23	74	.311	0	2	8	.750	0	0	.000	4	0	1	0	0	0.5	
10	Lerg, Jenna	3	0	0	0	.000	2	8	.250	0	1	10	.900	6	1	.857	9	0	0	0	0	0.0	
12	Goode, Krystalyn	3	2	2	7	.000	0	0	.000	0	0	0	.000	1	0	.100	1	0	3	0	0	3.5	
17	Cole, Abby	3	9	2	19	.368	1	1	1000	0	0	0	.000	0	0	.000	2	0	3	0	0	10.0	
3	Lerg, Lindsey	3	0	0	0	.000	0	2	.000	0	0	4	1000	2	0	.000	2	0	0	0	0	0.0	
7	Morales, Tiffany	3	0	0	0	.000	1	5	.200	0	1	13	.923	45	1	.978	13	0	0	0	0	0.0	
11	Lambert, Adeja	3	7	3	23	.174	0	0	.000	0	0	1	1000	0	0	.000	0	0	1	0	0	7.5	
13	Mahike, Katherine	3	2	2	11	.000	0	1	.000	0	0	0	.000	0	0	.000	1	0	0	0	0	2.0	
14	Abbott, Maddy	3	0	1	1	-1.000	8	27	.296	1	2	8	.750	0	0	.000	3	0	0	0	0	1.0	
18	Skjold, Carly	1	0	0	0	.000	0	0	.000	0	0	0	.000	0	1	.000	1	0	0	0	0	0.0	
Totals		3	37	20	123	-.138	35	120	.292	2	7	64	.891	68	4	.944	45	2	12	2	0	47.0	

2015 Wisconsin Badgers



1 **LAUREN CARLINI**
6-1 • Jr. • S
Aurora, Ill.



2 **ROMANA KRISKOVA**
6-2 • RS Jr. • OH
Bratislava, Slovakia



3 **LAURYN GILLIS**
6-1 • So. • OH
New Castle, Ind.



4 **KELLI BATES**
5-11 • So. • OH
Bradley, Ill.



5 **MADDIE SMITH**
6-1 • Fr. • DS/OH
St. Germain, Wis.



6 **TAYLOR MOREY**
5-5 • Sr. • L
Muncie, Ind.



7 **AMBER MACDONALD**
5-4 • Fr. • DS
Alpharetta, Ga.



9 **HANNAH JULEY**
5-10 • Fr. • S
LaGrange, Ill.



10 **TORI BLAKE**
6-3 • Jr. • MB
Midland, Mich.



11 **TIONNA WILLIAMS**
6-2 • Fr. • MB
Fort Wayne, Ind.



12 **JULIA SAUNDERS**
6-3 • Fr. • OH/RS
LaGrange, Ill.



13 **HALEIGH NELSON**
6-4 • Jr. • MB
Cary, N.C.



14 **MADISON DUELLO**
6-3 • Fr. • OH
Kansas City, Mo.



15 **JORDAN ROBBINS**
5-11 • RS So. • S
Rancho Santa Fe, Calif.



KELLY SHEFFIELD
UW Record: 77-19 (3rd yr.)
Career Record: 350-131 (15th yr.)



BRITTANY DILDINE
Assistant Coach (3rd year)



GARY WHITE
Assistant Coach (3rd year)



MEGAN CAMPBELL
Volunteer Assistant Coach
(1st year)



JESSICA WILLIAMS
Director of Operations
(3rd year)