

WISCONSIN WOMEN'S BASKETBALL

2015-16 RECORD BOOK



2015-16 Wisconsin Women's Basketball



Head coach Bobbie Kelsey and the senior class of Tessa Cichy, Nicole Bauman, Michala Johnson, Dakota Whyte and Rosie Gambino

Table of Contents

2015-16 Roster.....	2	Century Games	74
Follow the Badgers/Quick Facts	3	Televised Games	75
Media Information	4	Wisconsin in the Polls	76
Head Coach Bobbie Kelsey	5	Kohl Center Records	77
Assistant Coaches.....	8	UW Field House Records	78
Support Staff	10	Attendance	79
Meet the Badgers.....	12	2015-16 Big Ten Opponents	81
Honor Roll	24	2015-16 Non-Conference Opponents	90
National Honors	26	Record vs. Opponents	92
1,000-Plus Point Scorers.....	27	UW Coaching Records.....	98
Wisconsin's Most Valuable Players.....	39	Year-by-Year Results.....	99
Academic Honorees	41	All-time Letterwinners.....	108
Single Game Records	42	Wisconsin's Tournament History	112
Overtime Games	48	All-Time Big Ten Results.....	113
The Last Time	50	Big Ten Tournament History	115
Season Records.....	51	Big Ten Tournament Records.....	118
Year-by-Year Statistics.....	62	Post-Season History	120
Year-by-Year Leaders.....	64	NCAA Tournament Records	121
Career Records	66	WNIT Tournament Records.....	124
Individual Career History	68	All-time Post-Season Leaders.....	125
Freshman Records.....	71	2014-15 in Review.....	126
Wisconsin vs. Ranked Opponents	73	2014-15 Big Ten Composite	130

Radio/TV Roster



1

Dakota Whyte
G • 5-8 • Sr.
Toronto, Ontario
Notre Dame Catholic



2

Elizabeth Toye
G/F • 6-0 • Fr.
Chicago, Ill./Lindblom
Academy



4

Nicole Bauman
G • 5-10 • Sr.
New Berlin, Wis./
Eisenhower



5

Roichelle Marble
G • 5-7 • RS Fr.
Des Moines, Iowa/East



5

Marsha Howard
F/C • 5-10 • Fr.
Chicago, Ill./Crete Monee



2
2

Tessa Cichy
G • 6-0 • Sr.
Somerset, Wis./Hill-Murray



2
3

Cayla McMorris
G • 6-0 • So.
Brooklyn, Minn./Park Center



2
4

Malayna Johnson
F/C • 6-4 • Jr.
Bellwood, Ill./Montini



2
5

Michala Johnson
F • 6-3 • RS Sr.
Bellwood, Ill./Montoni
Connecticut



3
2

Michaela Crall
F • 6-3 • RS So.
Olathe, Kan./Northwest



4
0

Avyanna Young
F • 6-1 • RS Jr.
Milwaukee, Wis./Rufus
King/UWM



4
1

Rosie Gambino
F • 6-4 • RS Sr.
Oswego, Ill./Oswego
Kishwaukee College



Bobbie Kelsey
Head Coach
Stanford, 1996
Fifth year



Jayme Stewart
Assistant Coach
Missouri Southern St, 2002
Fourth year



Sasha Palmer
Assistant Coach
Northern Michigan, 2001
First year



Anya Covington
Assistant Coach
Wisconsin, 2012
First year



Katie Baker
Graduate Assistant Coach
Montana, 2013
First year

2015-16 Roster

No.	Name	Pos.	Ht.	Yr.	Hometown/High School/Prev.
1	Dakota Whyte	G	5-8	Sr.	Ajax, Ontario/Notre Dame Catholic
2	Elizabeth Toye	G/F	6-0	Fr.	Chicago, Ill./Lindblom Academy
4	Nicole Bauman	G	5-10	Sr.	New Berlin, Wis./ Eisenhower
5	Roichelle Marble	G	5-7	RS Fr.	Des Moines, Iowa/East
11	Marsha Howard	F	5-10	Fr.	Chicago, Ill./Crete Monee
22	Tessa Cichy	G	5-10	Sr.	Maplewood, Minn./Hill-Murray
23	Cayla McMorris	G	6-0	So.	Brooklyn, Minn./Park Center
24	Malayna Johnson	F/C	6-4	Jr.	Bellwood, Ill./Montini Catholic
25	Michala Johnson	F/C	6-3	RS Sr.	Bellwood, Ill./Montini Catholic/UConn
32	Michaela Crall	F	6-3	RS So.	Olathe, Kan./Northwest
40	Avyanna Young	F	6-1	RS Jr.	Milwaukee, Wis./Rufus King/Milwaukee
41	Rosie Gambino	C	6-4	RS Sr.	Oswego, Ill./Oswego/Kishwaukee Coll.

Head Coach: Bobbie Kelsey

Assistant Coaches: Jayme Stewart, Sasha Palmer, Anya Covington

Director of Basketball Operations: Jill Jameson

Strength & Conditioning Coach: Renee Zernicke

Athletic Trainer: Stefanie Arndt

Graduate Assistant: Katie Baker

PRONUNCIATION GUIDE

#2 Elizabeth Toye	Elizabeth TOY
#4 Nicole Bauman	Nicole BOU (NOW) man
#5 Roichelle Marble	RO shell Marble
#22 Tessa Cichy	Tessa SICH ee
#24 Malayna Johnson	ma LAY na Johnson
#25 Michala Johnson	ma KAY la Johnson
#40 Avyanna Young	AHVE on a Young
Anya Covington	ON yay

BY ELIGIBILITY

Seniors (5): Bauman, Cichy, Gambino, Johnson, Whyte
Juniors (2): Johnson, Young
Sophomores (2): Crall, McMorris
Freshmen (3): Howard, Marble, Toye

BY POSITION

Guards: Bauman, Cichy, Marble, McMorris, Whyte, Toye
Forward/Center: Crall, Gambino, Howard, Johnson, Johnson, Young

Follow the Badgers

QUICK FACTS

GENERAL

City/State: Madison, Wis.
 Population: 245,691
 Founded: 1848
 Enrollment: 43,193 (Undergraduates: 29,302)
 Nickname: Badgers
 Colors: Cardinal (PMS 200) and White
 Affiliation: NCAA I
 Conference: Big Ten
 Chancellor: Rebecca Blank
 Athletic Director: Barry Alvarez
 Senior Women's Administrator: Terry Gawlik
 Athletic Dept. Phone: 608-262-1866
 Website: UWBadgers.com

HEAD COACH BOBBIE KELSEY

Hometown: Decatur, Ga.
 Alma Mater: Stanford, 1996
 Career Record: 40-78 (4 years)
 Record at Wisconsin: 40-78 (4 years)

ASSISTANT COACHES

Jayne Stewart (4th season)
 Sasha Palmer (1st season)
 Anya Covington (1st season)

SUPPORT STAFF

Jill Jameson—Director of Operations
 Katie Baker—Graduate Assistant
 Stefanie Arndt—Athletic Trainer
 Renee Zernicke—Strength & Conditioning Coach
 Shannon Malone—Student Assistant
 Sue Genske—Program Assistant

TEAM INFORMATION

2014-15 Overall Record: 9-20
 2014-15 Big Ten Record (Finish): 5-13 (11th)
 2014-15 Final Rank: Not Ranked
 Starters Returning/Lost: 4/2
 Letterwinners Returning/Lost: 6/3
 Newcomers: 3

TEAM HISTORY

First Year of Women's Basketball: 1974-75
 Record (Years): 663-483-53 (126)
 Big Ten Record (Years): 351-366-41 (119)
 Big Ten Championships: None
 NCAA Tournament Record: 2-7 (7 years)
 Last NCAA Tournament: 2010/1st Round
 L, Vermont 64-55
 WNIT Tournament Record: 15-5 (6 years)
 Last WNIT Tournament: 2011/1st Round
 L, Illinois State 62-59
 First Team All-Big Ten Selections: 10

ARENA INFORMATION

Name: Kohl Center
 Capacity: 17,142
 Record at Kohl Center: 149-94 (.613)
 Kohl Center Press Row: 608-265-4333

Television Broadcasts

At least four UW games will be televised nationally this season on the Big Ten Network. Wisconsin also will appear on the SEC Network when it travels to Florida on Dec. 10.

All other Badger home games will be streamed live on BTN Plus. A subscription-based service found online at BTN2Go.

The Wisconsin women's basketball team has a large presence on the BigTenNetwork.com and you can see the full schedule below.



Big Ten Network Games

Date	Team	Time
Dec. 10	FLORIDA	7 p.m.
Jan. 10	PENN STATE	3 p.m.
Jan. 23	MINNESOTA	11 a.m.
Feb. 8	PURDUE	6 p.m.
Feb. 20	NORTHWESTERN	1 p.m.



Jon Arias is the home and away radio voice of the Badgers.

Radio Broadcasts

Jon Arias is in his fourth season with the Wisconsin women's basketball team and is currently in his eighth season calling Wisconsin volleyball matches.

Arias works for iHeartMedia in Madison where he is an update anchor/producer for The Mike Heller Show. Arias has also hosted the pregame show for Wisconsin football.

Arias graduated from Winona State University in 2002 and also has worked in La Crosse, Wisconsin, hosting a sports talk show.

He and his wife Regan live in Madison with their daughter Aviana (2).

On the Internet

UWBadgers.com is your 24/7 source for all things Wisconsin. The record-setting website of the University of Wisconsin Athletic Department offers the most comprehensive coverage of the Badger women's basketball team.

The site has breaking news, game notes, statistics, box scores, student-athlete bios, coaches' bios, photographs, feature stories and special video features including live coverage of the UW's weekly news conference.

In addition, UWBadgers.com is the best way to follow all of Wisconsin's competition with:

- Live stats
- Live video stream of post-game news conferences through InsideBadgerSports.com
- Game stories including coaches' quotes and notes



MediaInformation

Media Guidelines

To schedule interviews with staff members or players please contact the Wisconsin Athletic Communications Office. Home phone numbers for players will not be provided to the media. Players will not accept phone calls without clearance from the athletic communications staff. Please do not contact a player or coach without arranging the interview through the athletic communications office.

Credential Guidelines

UW women's basketball credential requests should be made in advance through Diane Nordstrom. Game-day credentials for the Kohl Center will be left with the parking attendant at Lot 91 east of the Kohl Center or at the table at the media entrance off Frances Street.

Wireless Access

Complimentary wireless access is available to all media members in the Kohl Center Arena and media room. Contact Diane Nordstrom or Kelli Grashel of the Athletic Communications office to obtain a login and password.

Parking

Parking for media during Wisconsin basketball games is reserved on a limited basis in lot 91 near the Kohl Center. Arrangements must be made in advance. Please contact the Athletic Communications Office for parking credentials at least one week in advance of the event.

Media Services

Working facilities for all media are located courtside at the Kohl Center. Electrical outlets are available at every seat. Telephone lines must be installed in advance of the game by calling Dominic Osterhaus at the (608) 265-8546.

Event programs, media guides, event notes and computerized statistics will be available in the interview/work room adjacent to the main floor at the Kohl Center. The credentialed media entrance is on the Frances Street side (east) of the Kohl Center adjacent to the media parking area. The media entrance is open two hours before tip-off.

Photographers

Photographers may work from either end of the Kohl Center court in the designated section. Photographers may not work from in front of team and scoring benches, or in front of media row.

Post-event Interviews

All post-event interviews will be conducted in the media interview room located adjacent to the Kohl Center main court. The large interview area contains recording couplers for hookup to the house sound system for TV and reporters. The visiting coach and players will be interviewed approximately 10 minutes after the game. The Wisconsin coaches and players will follow immediately. All requests for interviews should be directed to Diane Nordstrom or Kelli Grashel.

Both the opponent and UW portions of the post-event interviews are live video streamed and the UW segment are archived on UWBadgers.com.

News Conferences

Head coach Bobbie Kelsey will be available every Monday at the UW's weekly news conference.

In addition, the Big Ten teleconferences with all 11 coaches will be held prior to the Big Ten Tournament.

Athletic Communications Contacts

Associate Director Diane Nordstrom and assistant Kelli Grashel are the contacts in the UW Athletic Communications office.



Diane Nordstrom



Kelli Grashel

UW Athletic Communications Office

Kellner Hall • 1440 Monroe Street • Madison, WI 53711
Phone: (608) 262-1811 • Fax: (608) 262-8184
UWBadgers.com • UWBadgers.com/mobile

Director of Athletic Communications

Brian Lucas
Cell: (608) 513-3987
Email: bml@athletics.wisc.edu

Associate Director—Women's Basketball

Diane Nordstrom
Cell: (608) 658-3644
Email: dkn@athletics.wisc.edu

Assistant Director

Paul Capobianco
Cell: (608) 219-6278
Email: phc@athletics.wisc.edu

Assistant Director

Patrick Herb
Cell: (608) 957-2085
Email: pah@athletics.wisc.edu

Assistant Director

Brian Mason
Cell: (608) 279-8659
Email: bm3@athletics.wisc.edu

Assistant Director

AJ Harrison
Cell: (608) 279-8641
Email: ah3@athletics.wisc.edu

Director of Web Site Services

Tamara Flarup
Cell: (608) 444-6588
Email: tjf@athletics.wisc.edu

Assistants

Julia Hujet, Graphic Designer
Cell: (608) 259-6582
jfw@athletics.wisc.edu

Brandon Harrison
Cell: (608) 279-8653
Email: bah@athletics.wisc.edu

Kelli Grashel—Women's Basketball Assistant

Cell: (608) 445-4086
Email: kg3@athletics.wisc.edu

HeadCoachBobbieKelsey



In her four seasons at Wisconsin, Bobbie Kelsey has been building a program the right way. By playing exciting basketball against some of the best teams in the nation, the Badgers are beginning to attract attention across the country.

Kelsey's Badgers have played some of the toughest schedules in the nation. Wisconsin played 14 teams that competed in post-season tournaments in 2013-14, finishing with the 28th toughest schedule. UW had the 15th toughest schedule in 2012-13, playing 18 games against post-season teams. Kelsey's team upset No. 8 Penn State at home in 2013 and also won a game in the Big Ten Tournament for the first time since 2010.

In 2014-15, Kelsey aided Nicole Bauman (the most improved scorer in the Big Ten), Tessa Cichy and Dakota Whyte to become three of the top 10 most improved scorers in the Big Ten. In addition, Bauman ranked second in the nation for 48.8 percent (80-of-164) 3-point field goal percentage.

Wisconsin ended the 2015 Big Ten season as the No. 1 3-point shooting team in the conference at 39.2 percent (130-of-332). The 2014-15 Badgers go down in program history as one of the most proficient 3-point teams. In Big Ten-only play, Wisconsin set school records for most triples (130), triples per game (7.22) and percentage (.392). In all games, UW set a school record for percentage at .374.

UW had one of the toughest schedules in the nation in 2014-15, ranking 30th in strength of schedule according to RealTimeRPI.com. The Badgers have battled some of the nation's best teams, losing 11 games by single digits in 2012-13 and dropping 10 games in 2013-14 by 10-or-fewer points.

UW records have become a matter of fact under Kelsey as the Badgers set six school records in 2011-12, 13 UW single-game or season marks in 2012-13, including the school record for free throw percentage two straight seasons. Wisconsin also broke five single-game or season records in 2013-14.

Individual awards have also come to the Badgers under Kelsey. Michala Johnson earned first-team All-Big Ten honors in 2014, becoming the first UW player named to that team since 2008. Taylor Wurtz and Anya Covington earned All-Big

"Our program exemplifies class, toughness and a winning culture. We want players with a no-quit attitude who believe they can beat anyone."

Ten honors in 2012 while Morgan Paige and Jacki Gulczynski Click here to hear it were honored in 2013. Nicole Bauman-Click here to hear it earned honorable mention All-Big Ten honors in 2015.

Academic honors have also improved under Kelsey. After only one Academic All-Big Ten honoree in her first season, the Badgers had six honorees in 2013-14, including three-time honoree Morgan Paige, and seven honorees in 2014-15.

Kelsey came to Wisconsin after four seasons as an assistant at top-ranked Stanford. The Cardinal compiled a 137-14 (.907) record, including a 69-3 (.958) mark in Pac-10 conference play, and advanced to the Final Four each year during her time there. Stanford's streak of four-straight Final Fours is tied for the second-longest streak in NCAA history. Prior to Kelsey's arrival, Stanford had not advanced to the Final Four since 1997.

In addition to coaching at Stanford under Hall of Fame head coach Tara VanDerveer for the last four seasons, Kelsey was a four-year letterwinner at Stanford from 1992-96. She helped the

Kelsey's Coaching Record

Year	University	Position	Record	Conference	Finish	Post-Season
2014-15	Wisconsin	Head Coach	9-20	Big Ten	11th/5-13	
2013-14	Wisconsin	Head Coach	10-19	Big Ten	11th/3-13	
2012-13	Wisconsin	Head Coach	12-19	Big Ten	11th/3-13	
2011-12	Wisconsin	Head Coach	9-20	Big Ten	T9th/5-11	
2010-11	Stanford	Assistant Coach	33-3	Pac-10	1st/18-0	NCAA Final Four
2009-10	Stanford	Assistant Coach	36-2	Pac-10	1st/18-0	NCAA Runner-up
2008-09	Stanford	Assistant Coach	33-5	Pac-10	1st/17-1	NCAA Final Four
2007-08	Stanford	Assistant Coach	35-4	Pac-10	1st/16-2	NCAA Runner-up
2006-07	Virginia Tech	Assistant Coach	19-15	Atlantic Coast	7th/6-8	WNIT Sweet 16
2005-06	Virginia Tech	Assistant Coach	21-10	Atlantic Coast	T6th/6-8	NCAA Second Round
2004-05	Virginia Tech	Assistant Coach	17-12	Atlantic Coast	7th/6-8	NCAA First Round
2003-04	Western Carolina	Assistant Coach	14-17	Southern	6th/10-10	
2002-03	Western Carolina	Assistant Coach	21-7	Southern	2nd/14-4	
2001-02	Evansville	Assistant Coach	15-15	Missouri Valley	T4th/9-9	
2000-01	Evansville	Assistant Coach	13-15	Missouri Valley	T5th/8-10	
1999-00	Florida	Assistant Coach	21-13	Southeastern	T6th/6-8	WNIT Runner-up
1998-99	Florida	Assistant Coach	19-14	Southeastern	T8th/6-8	NCAA First Round
1996-97	Boise State	Assistant Coach	9-17	Big West	4th Eastern/7-7	

Cardinal to three Final Four appearances in five years as a player, including the 1992 NCAA championship. Kelsey was a team co-captain in 1995 and 1996, voted the team's Most Inspirational Player in 1992 and 1996, and named the team's most improved player in 1993.

Stanford completed its 2010-11 season with yet another Final Four appearance. The Cardinal finished with a 33-3 record, falling to Texas A&M on a lay-up in the final seconds in the national semifinal. Stanford earned a No. 1 seed in the NCAA tournament after going a perfect 18-0 in Pac-10 play and winning the conference tournament.

In 2009-10, Stanford set a program record with 36 wins as the Cardinal went 36-2 and captured the Pac-10 double (regular season and tournament titles) while going 18-0 in Pac-10 play for the fifth time in program history. That followed a season in which Kelsey helped the Cardinal to a 33-5 overall record as well as the program's ninth consecutive Pac-10 regular season title and sixth Pac-10 Tournament crown.

Kelsey's first season on the Stanford coaching staff saw the Cardinal make its seventh appearance in the Final Four, and first since 1997. The Cardinal also reached the national championship game for the first time since 1992, Kelsey's first season as a player.

Kelsey was instrumental in transforming Stanford into one of the best defensive teams in the country. The top three scoring defense seasons in Stanford history came during Kelsey's tenure as an assistant as the Cardinal has not allowed more than 56.0 points for the season in the last three years.

Prior to returning to Stanford, Kelsey spent three seasons at Virginia Tech, helping guide the Hokies to three consecutive postseason appearances, including NCAA tournament berths in 2005 and 2006.

From 2002-04, Kelsey served as an assistant coach at Western Carolina and worked primarily with the post players while assisting with recruiting and camps. She coached 2002-03 Southern Conference Player of the Year Tiffany Hamm as



The Bobbie Kelsey File

Hometown: Decatur, Ga.

Family: Married to Kwame Grayson, Aug. 2011; parents are Melvin and Janice Kelsey

Education: Bachelor's degree in communications, Stanford, 1996; master's degree from Duquesne University from the School of Leadership and Professional Advancement in Sports Leadership, 2011

Coaching Experience: Head Coach, University of Wisconsin, 2011–present; Assistant Coach, Stanford University, 2007-11; Assistant Coach, Virginia Tech, 2004-07; Assistant Coach Western Carolina, 2002-04; Assistant Coach, Evansville, 2000-02; Assistant Coach, University of Florida, 1998-2000; Assistant Coach, Boise State University, 1996-97

Playing Experience: Four-year letterwinner in basketball at Stanford University, 1992-96; member of the 1992 NCAA Championship team; aided the Cardinal to three Final Four appearances; two-time team co-captain; two-time team most inspirational player; most improved player

● ● ●

“This program has excellent support, terrific resources and Madison is a wonderful community. It can be a great program and my intention and goal is to make it a great program.”

● ● ●

Notable Athletes

WNBA Athletes

Jeanette Pohlen, Stanford

- Indiana Fever, 2011-13

Kayla Pedersen, Stanford

- Tulsa Shock, 2011-13

Jayne Appel, Stanford

- San Antonio Silver Stars, 2010

Kerri Gardin, Virginia Tech

- Connecticut Sun, 2008-10
- Washington Mystics, 2011

Candice Wiggins, Stanford

- Minnesota Lynx, 2008-12
- Tulsa Shock, 2013

All-Americans

Jeanette Pohlen, Stanford

- All-American 2011

Nnemkati Ogwumike, Stanford

- All-American, 2011

Jayne Appel, Stanford

- All-American, 2010

Candice Wiggins, Stanford

- Wade Trophy Winner, 2008
- All-American, 2005, 2006, 2007, 2008

Brandi McCain, Florida

- Freshman All-American, 1999

All-Conference

Nicole Bauman, Wisconsin

- Honorable Mention All-Big Ten, 2015

Michala Johnson, Wisconsin

- First Team All-Big Ten, 2014

Jacki Gulczynski, Wisconsin

- Honorable Mention All-Big Ten, 2013

Morgan Paige, Wisconsin

- Third Team All-Big Ten, 2013

Taylor Wurtz, Wisconsin

- Third Team All-Big Ten, 2012
- Honorable Mention All-Big Ten, 2014

Anya Covington, Wisconsin

- Honorable Mention All-Big Ten, 2012

Jeanette Pohlen, Stanford

- All-Pac 10, 2010 and 2011
- Pac-10 Player of the Year, 2011

Kayla Pedersen, Stanford

- All-Pac 10, 2011

Nnemkati Ogwumike, Stanford

- Pac-10 Player of the Year, 2010

Rosalyn Gold-Onwude, Stanford

- Pac-10 Defensive Player of the Year, 2010
- Honorable mention, 2009

Jayne Appel, Stanford

- All-Pac-10, 2008, 2009, 2010

Jillian Harmon, Stanford

- Pac-10 All-Defensive Team, 2009

Kerri Gardin, Virginia Tech

- Honorable mention All-ACC, 2005
- Third-team All ACC, 2006

Kirby Copeland, Virginia Tech

- Honorable mention All-ACC, 2007

Tiffany Hamm, Western Carolina

- First-team All SoCon, 2003 and 2004

Jennifer Gardner, Western Carolina

- First-team All-SoCon, 2003

Latasha Austin, Evansville

- First-team MVC, 2002

well as Jennifer Gardner, the league's most accurate shooter that same year, making over 51 percent of her shots.

Kelsey spent the 2000-02 seasons as the top assistant and recruiting coordinator at Evansville. Prior to her stint with the Aces, she was an assistant coach at Florida for two seasons where she was responsible for film exchange, scouting and coaching the posts. Kelsey helped the Lady Gators to back-to-back postseason appearances, including an NCAA tournament trip in 1999 and a trip to the WNIT championship game vs. Wisconsin in 2000.

Prior to her tenure at Florida, Kelsey served as a practice player for the Atlanta Glory of the American Basketball League for one year and as an assistant at Boise State in 1996-97.

Kelsey graduated from Stanford in 1996 with a bachelor's degree in communications. She earned her master's degree from Duquesne University from the School of Leadership and Professional Advancement in Sports Leadership in 2011.

Kelsey and her husband Kwame Grayson live in Oregon, Wis.



AssistantCoaches



Jayme Stewart is in her fourth season as an assistant coach for the Badgers.

In her first season at UW, Stewart helped coach Morgan Paige to a third team All-Big Ten selection while in 2014, Taylor Wurtz was an honorable mention All-Big Ten pick. In 2015, Nicole Bauman earned honorable mention All-Big Ten recognition.

Stewart came to Wisconsin after serving as an assistant coach at Clemson University for one season. The St. Louis

native also served as the recruiting coordinator and assistant coach at La Salle University in 2010-11. She signed two top-100 players and four McDonald's All-America nominees while with the Explorers.

Stewart spent two seasons at Southeast Missouri as an assistant coach and recruiting coordinator from 2008-10 and was also a head coach at Division III Webster University for two seasons.

Stewart's other coaching stops have included one year as an assistant coach and recruiting coordinator at the University of Missouri-St. Louis (2005-06) and three seasons as a head coach at two prep programs. In her only season at Putnam County High (Unionville, Mo.) she was named Tri Rivers Conference and District Coach of the Year (2002-03) and she was at Trinity Catholic High School (St. Louis) for two years (2003-05).

Stewart (then Callahan) earned a degree in health promotion and wellness in 2002 from Missouri Southern State (Joplin, Mo.), where she started at point guard all four years. She completed her career atop the Lions' all-time career steals list with 225 and games started with 107, starting every game since her freshman season. She also ranks second on the school's career assist chart with 429.

Stewart and her husband Brad were married in 2013 and welcomed their first child in June of 2015.



Sasha Palmer, a native of Watertown, Wisconsin, is in her first season as an assistant coach with the Badgers. Palmer will serve as the Badgers' recruiting coordinator in addition to her on-court coaching duties.

Palmer comes to Wisconsin after serving as an assistant coach and recruiting coordinator for the past two seasons at Syracuse University. The Orange were 45-20 in her two seasons, advancing to the second round of the NCAA tournament both

years.

Prior to Syracuse, Palmer served as the head coach at the University of Pittsburgh at Johnstown for six seasons. She amassed an 87-80 record at the Division II school, including five-straight winning seasons.

Prior to her arrival at Pitt-Johnstown, Palmer spent four seasons as the top assistant coach at Shippensburg University.

Palmer (then Leverentz) graduated in 2000 from Northern Michigan University where she had an outstanding playing career for the Wildcats. In 1998, she led NMU to the NCAA Division II Great Lakes Region championship, the first of three-straight regional championship game appearances.

As a senior in 1999-00, Palmer ranked fourth in the nation in scoring at 22.7 points per game and led Division II in total points with 703.

Following her career at Northern Michigan, Palmer competed professionally in Europe for two years, playing for Lausanne Olympic in Switzerland (2002) and Basket Club Racing in Luxembourg (2003).

Palmer also spent four years as a member of the four-time Women's Eastern Basketball Alliance (WEBA) champion Harrisburg (Pa.) Horizon. In 2005, the Lady Horizon recorded the first perfect season in WEBA history, finishing the year 9-0.

Palmer earned her bachelor's degree in physical education/health from Northern Michigan University in 2001 and her master's degree in organizational development and leadership from Shippensburg University in 2007.



Former Wisconsin standout Anya Covington will begin her first season as an assistant coach for the Badgers in 2015-16.

In Kelsey's first season at Wisconsin, Covington was a 2012 consensus honorable mention All-Big Ten selection, ranking second on the squad with 10.3 points and 6.4 rebounds per game. A three-time team captain, the 6-2 forward was a two-time Big Ten Sportsmanship award winner. She played in 123 games in the Cardinal and White,

averaging 5.5 points and 4.0 rebounds per game while shooting 47.9 percent from the field.

Following her graduation, Covington continued her playing career in the professional ranks overseas on a USA team against Ukraine and Moldova while ministering to those areas through Athletes in Action. She averaged 13.6 points, 10.3 rebounds and 1.8 blocks per game with the DBBL Rhein Main basketball team before suffering a season-ending injury. Covington also coached two teams while playing, assisting the Rhein Main U17 and U13 clubs in Germany to winning seasons.

After her playing career was done, Covington served as a graduate assistant for former UW assistant coach Kathi Bennett at Northern Illinois during the 2013-14 season. She joined the staff at Evansville, under former UW assistant coach Otis Epps, in 2014-15, aiding the Purple Aces to a 13-19 record. Covington aided forward Mallory Ladd to a spot on the 2015 Missouri Valley Conference All-Tournament team and honorable mention all-conference honors.

A native of Edwardsville, Illinois, Covington graduated from Wisconsin with a degree in English in 2012.



Jill Jameson just wrapped up her fifth season as the director of operations. She is in charge of arranging team travel, scheduling, alumnae relations, overseeing the sport budget and team equipment as well as serving as the team liaison with administration, marketing, tickets and events. She also assists in coordinating community service and serves as the co-director for summer camps and golf outing.

Jameson came to Wisconsin after serving as the director of women's

basketball operations at Virginia Tech for seven years. The Hokies made two NCAA tournament appearances and one WNIT appearance during her tenure.

Prior to her years at Virginia Tech, Jameson served as an assistant coach at Marquette University from 2001-04. The Golden Eagles advanced to the second round of the NCAA tournament in 2004 and the second round of the WNIT in 2003.

Jameson also served an assistant coach at Tennessee-Chattanooga from 1998-2001, where she helped the Mocsins to two Southern Conference regular season championships (2000 and 2001) and one NCAA tournament appearance.

As an assistant coach at Francis Marion in 1997-98, Jameson aided the Patriots to an appearance to the NCAA Division II Final Four. Jameson also served as an assistant coach and graduate assistant at Virginia Tech from 1993-97.

A three-year starter at the University of Northern Iowa, Jameson averaged 9.7 points and 2.4 rebounds per game for her career, leading the Panthers in scoring as a sophomore and junior. A native of North Vernon, Indiana, Jameson earned her bachelor's degree in physical education from UNI in 1993 and her master's degree in education from Virginia Tech in 1995.

Following college, she traveled with Athletes in Action to Australia and Macedonia as a player and coach. She also coached and did kids' clinics in London and Mexico with AIA.

SupportStaff



Katie Baker is in her first season as a graduate assistant coach at Wisconsin.

Baker, who was a four-year letter winner at the University of Montana (2009-13), joins the Badgers after spending one year as an assistant coach at University of Colorado Colorado Springs.

The Coeur d'Alene, Idaho, native was the Big Sky Conference Player of the Year as a senior in the 2012-2013 season. She finished fifth all-time in scoring at Montana, 10th all-time in rebounding, and fifth all-time in blocked shots.

Baker led the team in scoring all four years of her career and was given All-Big Sky honors every year.

While at Montana she appeared in two NCAA tournaments, was awarded four All-Academic Big Sky honors (2009-13) as well as all-region select team honor and WBCA All-American Honorable Mention (2012-13).

After wrapping up a very successful career at Montana, Baker headed to Luxembourg to play professionally in the European league for the 2013-14 season, where she led the nation in scoring, averaging 24 points per game.

Baker was a three-time Idaho Gatorade Player of the Year in high school.

Baker graduated from the University of Montana in 2013 with a bachelor's degree in exercise science.



Sue Genske is in her first year as the program assistant for the Badgers.

"Having spent numerous years providing advanced administrative support to key UW faculty, I am thrilled to be providing the same advanced assistance to Coach Kelsey and all members of the women's basketball program," Genske said.

Genske has worked at the UW-Madison for over 30 years. She worked most recently as an executive assistant in the office of the UW Vice Provost for Information Technology and Chief Information Officer. Previously, Genske provided administrative support to Dr. Dale Bjorling, then member and later the chair of the UW Athletic Board.



Stefanie Arndt joined the Wisconsin Sports Medicine team in 2013. Her primary responsibility is working with women's basketball.

Arndt received her bachelor of arts degree in athletic training from Gustavus Adolphus College in 2006. She served as a graduate assistant at St. Cloud State working with the women's hockey team while obtaining her masters of science degree in sports management.

Upon graduation, Arndt was employed at St. Cloud Orthopedics as an athletic trainer working in the clinic and outreach coverage of Sartell High School. Arndt continued her career at the University of Minnesota-Duluth working primarily with volleyball and men's basketball. She served as a clinical preceptor for UMD and the College of St. Scholastica Athletic Training Education Programs (ATEP), as well as taught in the undergraduate ATEP at UMD.

Arndt is a member of the National Athletic Trainers' Association and currently resides in McFarland.



Renee Zernicke enters her first year as the Badgers strength and conditioning coach in 2014-15. Zernicke brings a wealth of knowledge and experience to Madison after serving a two-year stint at UC Davis.

She joined the UC Davis staff as an assistant strength and conditioning coach in July of 2013 and worked with men and women's basketball, women's volleyball, men's soccer, men's water polo, and men's and women's tennis.

Prior to her term with the Aggies, Zernicke worked as a graduate assistant at Springfield College where she earned her master's degree in exercise science and sport studies.

In addition, Zernicke completed internships at the University of Kansas, where she worked with both the men's and women's basketball programs, as well as at the University of Connecticut where she worked with all sports.

The Bonduel, Wisconsin, native has been a Certified Strength and Conditioning Specialist (CSCS) through the National Strength and Conditioning Association since 2010 and is a Level 1 USA Weightlifting coach and Level 1 Precision Nutrition coach.

Zernicke is a 2010 graduate of UW-La Crosse, where she earned her degree in exercise and sport science with an emphasis in strength and conditioning.

SupportStaff



**Associate Athletic
Director Terry Gawlik**



**Academic Advisor
Mary Weaver-Klees**



**Learning Specialist
Tracey Maloney**



**Communications
Diane Nordstrom**



**Communications
Kelli Grashel**




**Equipment
Gary Poels**



**Event Management
Katie Pietrowiak**



**Marketing & Promotions
Matt Kaminski**



**Tickets
Sam Kopling**




**Student Assistant Coach
Shannon Malone**



**Manager
Ryan Yentz**



**Manager
Spencer Brink**



1 DAKOTA WHYTE

5-8 • Senior Guard

Toronto, Ontario
Notre Dame Catholic High School
Coach: Rose Booker
Advantage Basketball Canada
Coach: Chris Smalling

CAREER HIGHS

Points: 20 at Minnesota, 2-11-15
Field Goals: 9 vs. Drake, 11-10-13
Field Goal Att: 18 vs. Nebraska, 1-22-15
Field Goal %: .750 (6-8) vs. Indiana, 1-15-14
3-pt FG: 3 (2X, MR at Minnesota, 2-11-15)
3-pt FG Att: 5 (6x; MR at Northwestern, 2-22-15)
3-pt FG %: 1.000 (1-1); (9x MR at Iowa, 2-26-15)
Free Throws: 8 vs. South Carolina, 11-27-14
Free Throw Att: 10 vs. South Carolina, 11-27-14
Free Throw %: .875 (7-8) vs. South Carolina, 11-27-14
Rebounds: 7 (3x; MR vs. South Carolina, 11-27-14)
Assists: 10 at Minnesota, 2-11-15
Steals: 5 at Michigan State, 1-25-15
Blocks: 1 (12x; MR vs. Purdue, 1-15-15)
Minutes: 40 (2x, MR at East Carolina, 11-28-14)

Of Note: Won a silver medal at the 2015 World University Games with the Canadian Development Team ... won a gold medal at the 2014 Jones Cup as a member of the Canadian National B Team ... member of the Canadian National team that competed in the 2011 FIBA 3-on-3 Youth World Championship in Rimini, Italy ... member of the 2012 Canadian Junior National team ... also represented Canada at the 2010 Youth Olympic Games in Singapore, aiding team to a fourth-place finish

2014-15: Played in all 29 games, starting 28, averaging 31.1 minutes per game ... ranked second on the team with 11.1 points per game ... ranked as the 10th most improved scorer in the Big Ten, upping her average by 4.9 points per game compared to last season ... scored in double figures in 19 games ... led team in scoring in eight games ... had a career-high 20 points at Minnesota (Feb. 11) ... also added a career-high 10 assists vs. the Golden Gophers for her first career double-double ... ranked third on the team with 17 made 3-pointers ... shot .397 percent from the field, including 29.8 percent from behind the arc ... led the team with 71 made free throws ... shot 68.3 percent from the line ... added 2.9 rebounds per game ... tied her career high with seven rebounds vs. South Carolina (Nov. 27) ... led team in rebounding in one game ... recorded a team-high 110 assists (3.8/game) ... ranked 15th in the Big Ten with 3.8 assists per game ... had at least one assist in 28 of 29 games ... led team in assists in 13 games ... led the team with 42 steals (1.5/game) ... had a career-high five steals at Michigan State (Jan. 25) ... had two-or-more steals in 14 games ... led team in steals in 14 games ... tied her career high of one block in five games

2013-14: Played in all 29 games, starting 16, averaging 23.9 minutes per game ... averaged 6.2 points per game for fifth on the team ... scored in double figures in six games ... scored a career-high 18 points vs. Drake (Nov. 10), shooting 56.3 percent


(9-16) from the field ... netted 11 points and career highs of seven rebounds and six assists at Milwaukee (Nov. 14) ... netted 12 points and tied her career high of seven rebounds at Marquette (Dec. 7) ... scored 13 points and recorded two rebounds, one assist and two steals vs. Northwestern (March 2) ... made a career-high five free throws vs. the Wildcats, going 5-for-8 from the line ... tied her career-best of three steals and netted 14 points at Vanderbilt (Nov. 30) ... played a good all-around game vs. Iowa (Jan. 12), tallying nine points on 4-of-8 shooting, including one 3-pointer ... also added four rebounds, three assists with only one turnover, and two steals vs. the Hawkeyes ... scored 14 points on 6-of-8 shooting vs. Indiana (Jan. 15) ... also tied her career best with three steals and added three assists and five rebounds vs. the Hoosiers ... added 2.6 rebounds, 2.2 assists and 0.9 steals per game

2012-13: Played in 28 games, averaging 11.3 minutes per game, starting one ... missed three games in December due to injury ... averaged 2.4 points per game ... made her first start against Indiana (Feb. 10), scoring four points and dishing off four assists ... scored a season-high 13 points against Alabama (Dec. 1), shooting 6-of-9 from the floor ... also had a season-best five rebounds against the Crimson Tide ... scored eight points at Miami (Dec. 29), making the first 3 pointer of her career ... scored eight points and tied her season best with five rebounds at Illinois (Feb. 18) ... also had five rebounds at Ohio State (Feb. 7) ... averaged 1.3 rebounds per game ... dished off a career-best four assists in three games ... averaged 1.1 assists per game ... tallied her first career block against Purdue in the Big Ten Tournament (March 8) ... also played a season-high 26 minutes vs. the Boilermakers

Personal: Parents are Leisa and Gary Ramage, and Donovan Whyte ... has one brother Cameron (13) ... major is community and non-profit leadership

CAREER STATISTICS

Year	GP	GS	Min	Avg	FG	FGA	Pct	3-Point			FT	FTA	Pct	Rebounds			Avg	PF	FO	Ast	TO	Blk	Stl	Pts	Avg
								FG	FGA	Pct				Off	Def	Tot									
2012-13	28	1	317	11.3	27	105	.257	4	30	.133	10	18	.556	3	33	36	1.3	22	0	31	39	1	12	68	2.4
2013-14	29	16	693	23.9	76	176	.432	8	35	.229	21	39	.538	7	68	75	2.6	55	0	64	56	5	27	181	6.2
2014-15	29	28	901	31.1	117	295	.397	17	57	.298	71	104	.683	10	75	85	2.9	66	3	110	107	5	42	322	11.1
TOTAL	86	45	1911	22.2	220	576	.382	29	122	.238	102	161	.634	20	176	196	2.3	143	3	205	202	11	81	571	6.6



2 ELIZABETH TOYE

High School: Three-star recruit by ESPN/ Scouts ... 2014-15 Chicago Public League Basketball Coaches Association All-City team ... named the 2011 All-City Female High School Basketball Player and Lindblom Math and Science Academy Rookie of the Year as a freshman ... holds the school record for career points with 1,142 points in three years ... also holds the record for most points scored in a single game with 49 ... averaged 24 points, four assists and four rebounds as a senior ... also played for Baylor Family Youth Foundation AAU team for coach Toi Baylor ... lettered in softball, cross country, tennis and soccer ... named the softball MVP in 2012 ...

member of the National Honor Society ... took fourth place in City-Wide Debate Tournament for Chicago Public Schools in her sophomore year ... landed on the honor roll every semester ... high school coach was Sergeant Dan Lawson

Personal: Parents are Matthew and Janyth Toye ... has a twin brother Joseph, who is playing basketball at Vanderbilt ... intends to major in biomedical engineering ... accumulated more than 200 hours of community service in high school while volunteering at various homeless shelters, community gardens, churches and community centers

**6-0 • Freshman
Forward**

**Chicago, Ill.
Lindblom Academy
Coach: Dan Lawson
Baylor Family Youth Foundation
AAU Team
AAU Coach: Toi Baylor**





4 NICOLE BAUMAN

HONORS

- 2015 Honorable Mention All-Big Ten
- 2015 Academic All-Big Ten
- Big Ten Co-Freshman of the Week, Dec. 10, 2012

5-10 • Senior Guard

New Berlin, Wis.
New Berlin Eisenhower
Coach: Gary Schmidt
Wisconsin Impact AAU Team
AAU Coach: Holly Spoo

CAREER HIGHS

Points: 31 vs. Ohio State, 1-29-15
Field Goals: 11 vs. Ohio State, 1-29-15
Field Goal Att: 19 vs. Ohio State, 1-29-15
Field Goal %: .800 (4-5) vs. Purdue, 2-14-13
3-pt FG: 8 vs. Ohio State, 1-29-15
3-pt FG Att: 13 vs. Ohio State, 1-29-15
3-pt FG %: 1.000 (3-3) vs. Alabama, 12-1-12
Free Throws: 7 vs. Michigan, 12-28-14
Free Throw Att: 8 vs. Michigan, 12-28-14
Free Throw %: 1.000 (4-4); (4x; MR at Miami, 12-4-14)
Rebounds: 10 vs. Ohio State, 2-7-13
Assists: 9 vs. Illinois State, 11-16-14
Steals: 5 vs. Marquette, 12-5-12
Blocks: 3 vs. Florida Atlantic, 12-10-12
Minutes: 45 vs. Northwestern, 2-23-15

2014-15: Played and started 27 games, averaging a team-high 34.5 minutes per game ... missed two games with an ankle injury ... led the team and ranked 11th in the Big Ten with 15.3 points per game ... most improved scorer in the Big Ten, upping her average by 9.2 points per game from last season ... scored in double figures in 23 games ... led the team in scoring in 13 games ... had a career-high 31 points against Ohio State (Jan. 29) ... hit 11-of-19 from the field against the Buckeyes, including 8-of-11 from 3-point range ... triples made set a school and Kohl Center single game record ... set the UW Big Ten-season record for 3-pointers made at 61 and percentage at .508 ... set UW single season record for 3-point percentage (.488) ... ranked first in the Big Ten and second nationally in triple percentage ... ranked second on UW single season record for triples made (81) ... ranked third in the Big Ten and ninth nationally in 3-pointers made ... added 4.0 rebounds per game ... had a season-high nine rebounds against Maryland (Feb. 19) ... led the team and ranked 14th in the Big Ten with 3.8 assists per game (103 total) ... had a career-high nine assists vs. Illinois State (Nov. 16) ... ranked third on the team with 28 steals (1.0/game) ... ranked third on the team in free throws made (34), hitting 74.5 percent from the line

2013-14: Played in 28 games, starting 13, averaging 24.2 minutes per game ... ranked sixth on the team with 6.1 points per game ... scored in double figures in six games ... tallied season high 17 points at Penn State (Feb. 16), hitting 6-of-10 from the field, including 5-of-8 from 3-point range ... hit a 35-foot 3-pointer with one second remaining to send the Green Bay (Dec. 30) game into overtime ... led the Badgers with a .388 3-point field goal percentage, which ranked seventh in the Big Ten ... averaged 1.7 3-pointers per game in Big Ten play, which ranked 14th in the conference ... added 2.2 rebounds per game ... had a season-high six boards vs. Minnesota (March 6) in the first

round of the Big Ten Tournament ... led the team with 2.36 assists per game ... dished off season-best seven dimes at Illinois (Jan. 3) ... tied her career best by going 4-of-4 from the free throw line vs. Mercer (Nov. 29)

2012-13: Played in 29 games, starting 24, and averaged 26.7 minutes a game ... missed the Big Ten Tournament due to illness ... earned first career start at Virginia Tech (Nov. 28) ... averaged 7.0 points and 3.6 rebounds per game ... scored in double figures in nine games ... scored a season-high 16 points vs. Marquette (Dec. 5) ... added a career-high five steals against the Golden Eagles ... named Big Ten Co-Freshman of the Week after her performance against Marquette ... recorded 12 points and seven rebounds at Northwestern (Feb. 23) ... scored 14 points against Illinois (Feb. 18) and against Purdue (Feb. 14) ... scored 15 points on a season-high 4-of-4 free throws against Iowa (Jan. 10) ... scored 15 points against Eastern Illinois (Dec. 15) ... scored 11 points against Alabama (Dec. 1), shooting a perfect 4-of-4 from the floor and 3-of-3 from 3-point range ... played a season-high 37 minutes in three games ... had a career-high 10 rebounds at Ohio State (Feb. 7) ... averaged 1.2 assists per game ... had a season-high three assists in five games ... added 0.9 steals per game ... had a career-high three blocks vs. Florida Atlantic (Dec. 10) ... averaged 0.5 blocks per game

High School: 2012 Gatorade Player of the Year for the state of Wisconsin ... 2012 Wisconsin Basketball Coaches Association Miss Basketball ... two-time unanimous selection to the WBCA Division 2 All-State team ... 2011 and 2012 Woodland Conference Player of the Year for Coach Gary Schmidt at New Berlin Eisenhower High School ... three-time first-team all-conference ... two-time first-team all-area honors by the *Milwaukee Journal-Sentinel*, all-county honors by the *Waukesha Freeman* and all-suburban honors by *Community Newspapers* ... averaged 17 points, 5.2 rebounds, 5.2 assists, 3.1 steals per game as a senior ... also shot 44 percent from 3-point range and 80 percent from the free throw line ... as a junior, averaged 15.5 points, 4.7 rebounds, 5.4 assists and 2.9 steals per game, leading Eisenhower to a 23-3 record

Personal: Parents are Chris and Kathy Bauman ... has one sister Emily (22) ... born Jan. 28 ... major is business

CAREER STATISTICS

Year	GP	GS	Min	Avg	FG	FGA	Pct	3-Point			FT	FTA	Pct	Rebounds			Avg	PF	FO	Ast	TO	Blk	Stl	Pts	Avg
								FG	FGA	Pct				Off	Def	Tot									
2012-13	29	24	775	26.7	65	169	.385	42	123	.341	30	33	.909	48	55	103	3.6	60	0	35	64	15	25	202	7.0
2013-14	28	13	677	24.2	57	145	.393	38	98	.388	19	24	.792	13	49	62	2.2	58	1	66	48	8	12	171	6.1
2014-15	27	27	931	34.5	149	305	.489	80	164	.488	35	47	.745	29	78	107	4.0	71	1	103	74	12	28	413	15.3
TOTAL	84	64	2383	28.4	271	619	.438	160	385	.416	84	104	.808	90	182	272	3.24	189	2	204	186	35	65	786	9.4



5 ROICHELE MARBLE

Of Note: Father played basketball at Iowa from 1985-89 ... Hawkeyes' all-time leading scorer with 2,116 points ... played professionally with the Atlanta Hawks ... brother Roy Devyn played at Iowa from 2010-14, earning first-team All-Big Ten honors in 2014 ... finished career ranked fifth in Iowa career scoring (1,694) and free throws made (432), sixth in assists (397) and free throws attempted (595), and seventh in steals (176) ... currently plays professionally with the Miami Heat

2014-15: Medical redshirt with torn Achilles

High School: Three-time all-state pick by the *Des Moines Register*, earning first-team honors as a junior and senior in addition to second-team honors as a

sophomore ... also a two-time Central Iowa Metro League first-team selection for coach Sam Powell ... competed in the 2014 Iowa Girls Elite All-Star Game and is a 2014 McDonald's All-America nominee ... also competed in track and cross country all four years at East High School ... two-time member of National Honor Society and two-time member of the National Council on Youth Leadership ... also competed with All Iowa Attack for coach Dickson Jensen

Personal: Parents are the late Roy Marble Sr. and Carla Brown-Marble ... has four siblings—Roy Devyn (23), Royonah (22), Merrick (21) and Carlo (18) ... intends on majoring in communications with emphasis in broadcasting ... born Sept. 12 ... nickname is Shelly

5-7 • RS Freshman Guard

Des Moines, Iowa


East High School

Coach: Sam Powell

All-Iowa Attack

AAU Coach: Dickson Jensen





11 MARSHA HOWARD

**5-10 • Freshman
Forward/Center**

**Chicago, Ill.
Crete Monee**

**Coach: Christina Cobbins
Lady Meanstreets
AAU Coach: Eric Armstrong**

High School: Three-star recruit by ESPN/Scouts ... ranked as the No. 10 player in the state of Illinois for the class of 2015 by Midwest Recruiting Report ... four-time all-conference honoree and two-time all-state nominee at Crete Monee High School ... aided the Warriors to a Southland Athletic Conference title in 2012-13 ... led her team in points, rebounds and blocks in 2012-13 ... nominated for all-state recognition after her breakout season ... named third-team Daily Southtown All-Area in 2014-15 ... averaged 16.5 points and 10.3 rebounds in her senior season ... all-tournament pick at the Marist Thanksgiving tournament and the Detroit Roundball Classic

... played for the Lady Meanstreets AAU team under coach Eric Armstrong where her team claimed first place at the Nike Championship ... took first place in the 2012 USA AAU National Championship with the Illinois Hustle ... MVP of the 2012 Rachel Bach Memorial Basketball Tournament ... attended Michigan State Elite Basketball Camp and Eastern Michigan Elite Camp ... earned high honor roll status all four years ... named Student of the Month ... high school coach was Christina Cobbins

Personal: Parents are Riley Vercher and Marsha Smith-Vercher ... has two siblings MarSean Vercher (20) and Riley Vercher (16) ... plays the flute





22 TESSA CICHY

HONORS

- 2014, 2015 Academic All-Big Ten

**5-11 • Senior
Guard**

**Somerset, Wis.
Hill-Murray (Maplewood, Minn.)
Coach: Erin Herman
North Tartan
AAU Coach: Gerard Coury**

CAREER HIGHS

Points: 20 vs. Iowa, 2-8-15
Field Goals: 8 vs. Iowa, 2-8-15
Field Goal Att: 15 (6x; MR vs. Purdue, 3-4-15)
Field Goal %: .800 (4-5) vs. Boston College, 12-5-13
3-pt FG: 3 (2x; MR at Michigan State, 1-30-14)
3-pt FG Att: 6 (2x; MR at Nebraska, 2-15-15)
3-pt FG %: 1.000 (3-3) vs. Boston College, 12-5-13
Free Throws: 7 at Penn State, 3-1-15
Free Throw Att: 8 at Penn State, 3-1-15
Free Throw %: 1.000 (5-5) vs. Purdue, 3-8-13
Rebounds: 10 vs. Penn State, 1-6-15
Assists: 8 vs. Ohio State, 1-29-15
Steals: 3 (2x; MR at Purdue, 1-15-15)
Blocks: 1 (4x; MR vs. Purdue, 3-4-15)
Minutes: 40 (6x; MR at Penn State, 3-1-15)
Double-doubles: 1

Of Note: Father played football at Notre Dame and in the CFL ... mother played basketball for one season at Marquette; also competed in the first girls' state basketball tournament in 1976 at New Richmond High School ... younger brother Jack is a redshirt sophomore on the Wisconsin football team

2014-15: Played in all 29 games, starting 25, averaging 33.2 minutes per game, which ranked second on the squad ... ranked third on the team with 9.6 points per game ... the fourth most-improved scorer in the Big Ten at plus 7.8 points per game from sophomore season ... scored in double figures in 15 games ... tallied a career-high 20 points vs. Iowa (Feb. 8) ... hit a career-best eight field goals against the Hawkeyes ... led the team in scoring in one game ... tied for fourth on the team with 13 3-pointers made ... ranked second on the team with 36 made free throws ... tied for second on the team with 4.7 rebounds per game ... led the team in rebounds in three games ... had a career-high 10 rebounds vs. Penn State (Jan. 6) ... also had 12 points against the Lady Lions for her first career double-double ... ranked third on the team with 60 assists (2.1/game) ... had a career-high eight assists vs. Ohio State (Jan. 29) ... led the team in assists in six games ... ranked second on the team with 29 steals (1.0/game) ... had a career-high three steals in two games ... led the team in steals in seven games

2013-14: Played in 28 games, averaging 9.8 minutes per game ... averaged 1.8 points per game ... scored a season-high 13 points vs. Boston College (Dec. 5), hitting 4-of-5 from the field including 3-of-3 from 3-point range ... also added a season-high three assists and two steals vs. the Eagles ... shot 50 percent from 3-point range (9-of-18) ... added 1.3 rebounds per game ... pulled down a season-best eight rebounds at Indiana (Feb. 8) ... tied her career best with one block vs. Northern Illinois (Nov. 17) ... also had two steals vs. the Huskies ... added 0.5 assists and 0.3 steals per game

2012-13: Played in 27 games, averaging 13.0 minutes per game ... started the last

two games of the season in place of the ill Nicole Bauman ... averaged 2.5 points and 2.1 rebounds per game ... scored a season-high 14 points against Purdue in the Big Ten Tournament (March 8), going 5-for-5 from the line ... scored 11 points and pulled down a season-high six rebounds against Florida Atlantic (Dec. 10) ... had her only block of the season against the Owls ... also pulled down six rebounds at Ohio State (Feb. 7), vs. Nebraska (Feb. 28) and vs. Purdue (March 8) ... went 4-for-4 from the line against Illinois in the Big Ten Tournament (March 7), including two makes with 42 seconds left to pull the Badgers within one ... played a career-high 36 minutes against the Illini ... hit 75 percent from the line for the season ... hit her first career 3 pointer at Miami (Dec. 29) ... dished off four assists vs. Delaware State (Dec. 28) ... also had four assists at Ohio State ... averaged 1.0 assists per game ... had one steal in six games

High School: 2012 Miss Minnesota Basketball top-five finalist ... named to 2012 Class AAA All-Star Team ... three-time all-state honoree at Hill-Murray High School in Maplewood, Minn. ... two-time *Minneapolis Star Tribune* All-Metro first-team selection and an *All-St. Paul Pioneer Press* team selection ... averaged 22 points, 10 rebounds and four assists per game as a senior ... led her team to appearances in the 2010, 2011, and 2012 Class AAA state tournaments, lost in championship games 2010 and 2011 ... three-time team captain ... holds 16 Hill-Murray records and is the school's career leader in points (2,366), rebounds (1,001), assists (649) and steals (479) ... scored 51 points in a 103-96, four-overtime, victory over Mahtomedi on Jan. 27, 2012, drilling a school-record 24 free throws in 27 attempts ... Classic Suburban Conference Player of the Year in 2010 and 2011 ... four-year all-conference....also played with the North Tartan AAU club ... graduated sixth in class of 181 graduates ... four-year Academic All-State ... named to the A honor roll every semester

Personal: Parents are Steve and Lisa Cichy ... has one sister Rochelle and one brother Jack ... born Oct. 21 ... majors are sociology and gender and women's studies

CAREER STATISTICS

Year	GP	GS	Min	Avg	FG	FGA	Pct	3-Point			FT	FTA	Pct	Rebounds			Avg	PF	FO	Ast	TO	Blk	Stl	Pts	Avg
								FG	FGA	Pct				Off	Def	Tot									
2012-13	27	2	352	13.0	22	47	.468	3	9	.333	21	28	.750	23	34	57	2.1	29	0	26	28	1	6	68	2.5
2013-14	28	0	273	9.8	16	50	.320	9	18	.500	9	10	.900	12	25	37	1.3	39	0	15	20	1	7	50	1.8
2014-15	29	25	963	33.2	115	312	.369	13	70	.186	36	54	.667	47	89	136	4.7	74	3	60	71	2	29	279	9.6
TOTAL	84	27	1588	18.9	153	409	.374	25	97	.258	66	92	.717	82	148	230	2.7	142	3	101	119	4	42	397	4.7



23 CAYLA MCMORRIS

Of Note: First top-100 recruit signed by Kelsey and the first for the Badgers since Taylor Wurtz

2014-15: Played in all 29 games, starting one, averaging 16.7 minutes per game ... averaged 4.8 points per game ... scored in double figures in five games ... had a career high 17 points in two games—vs. Marquette (Dec. 6) and vs. Oral Roberts (Dec. 20) ... hit 7-of-13 (.538) from the field vs. Marquette ... hit a career-best 5-of-6 (.833) from the line vs. Oral Roberts ... tied for fourth on the team with 13 made 3-pointers ... added 2.7 rebounds per game ... had a career-high seven boards at Green Bay (Dec. 13) ... added 0.8 assists per game ... had a career-best three assists in two games ... had a career-high two steals vs. Penn State (Jan. 6) ... had a career-high one block in six games

High School: Top-50 recruit by Swish Appeal ... ranked No. 48 nationally by Prospect Nation ... ranked 86th by ESPN Hoop Gurlz, 17th overall in her position ... ranked 88th by Blue Star Basketball ... ranked 70th by Peach State Basketball ... ranked second in the state by Minnesota Hoops website and fourth in the state by gPrepBasketball.net ... two-time first-team all-state by the Minnesota Girls' Basketball Coaches Association ... also an honorable mention

all-state pick in 2012 ... led Park Center to the 2014 AAA state championship ... named to the state all-tournament team ... averaged 21.6 points per game as a senior, shooting 40.6 percent from the field ... named to the 2013 *Minneapolis Star Tribune* All-Metro girls' third-team for Coach Chris VanderHyde ... four-time Northwest Suburban Conference first-team pick and a member of Sports Jam all-area basketball team ... scored 1,000 career points as a junior ... also competed in track, earning all-conference honors in the 400 meters in 2012 ... member of the North Tartan AAU Basketball team under coaches Gerard Coury and Rico Alexander ... North Tartan has won four Minnesota state AAU championships ... also won the 2012 Nike Summer Showcase Green Division and the 2013 Nike Tournament of Champions ... was invited to the Nike Regional Girls' Skills Academy in 2011 and 2012 ... earned Minnesota State High School League academic achievement awards three years for maintaining a grade point average above 3.0 ... has also participated in the Honors Mentor Connection

Personal: Parents are Chris and Carla McMorris ... has three brothers—Tim (28), Donnie (28) and Chris (21) ... born July 5 ... intends on majoring in broadcast

**6-0 • Sophomore
Guard**

**Brooklyn, Minn.
Park Center**


**Coach: Chris VanderHyde
North Tartan
Coaches: Gerard Coury, Rico
Alexander**

CAREER HIGHS

Points: 17 (2x; MR vs. Oral Roberts, 12-20-14)
Field Goals: 7 vs. Marquette, 12-6-14
Field Goal Att: 13 vs. Marquette, 12-6-14
Field Goal %: .545 (6-11) vs. Oral Roberts, 12-20-14
3-pt FG: 2 (4x; MR vs. Minnesota, 1-4-15)
3-pt FG Att: 5 vs. Vanderbilt, 11-20-14
3-pt FG%: 1.000 (2-2) vs. Illinois State, 11-16-14
Free Throws: 5 vs. Oral Roberts, 12-20-14
Free Throw Att: 6 vs. Oral Roberts, 12-20-14
Free Throw %: 1.000 (2-2) (2x; MR vs. Nebraska, 1-22-15)
Rebounds: 7 at Green Bay, 12-13-14
Assists: 3 (2x; MR vs. Ohio State, 1-29-15)
Steals: 2 vs. Penn State, 1-6-15)
Blocks: 1 (6x; MR vs. vs. Penn State, 1-6-15)
Minutes: 37 vs. Drake, 11-23-14

CAREER STATISTICS

Year	GP	GS	Min	Avg	FG	FGA	Pct	3-Point			FT	FTA	Pct	Rebounds			Avg	PF	FO	Ast	TO	Blk	Stl	Pts	Avg
								FG	FGA	Pct				Off	Def	Tot									
2014-15	29	1	485	16.7	53	140	.379	13	40	.325	21	33	.636	22	55	77	2.7	32	0	22	48	6	6	140	4.8
TOTAL	29	1	485	16.7	53	140	.379	13	40	.325	21	33	.636	22	55	77	2.7	32	0	22	48	6	6	140	4.8



**6-4 • Junior
Forward/Center**

**Bellwood, Ill.
Montini Catholic
Coach: Jason Nichols
Illinois Lady Lightning
Coach: Mike Serberger**

CAREER HIGHS

Points: 14 at Minnesota, 2-11-15
Field Goals: 6 at Minnesota, 2-11-15
Field Goal Att: 8 at Minnesota, 2-11-15
Field Goal %: .750 (6-8) at Minnesota, 2-11-15
3-pt FG: 0
3-pt FG Att: 0
3-pt FG%: 0
Free Throws: 4 (2x, MR at Illinois, 2-1-15)
Free Throw Att: 7 at Illinois, 2-1-15
Free Throw %: 1.000 (4-4) at Penn State, 2-16-14
Rebounds: 11 at Illinois, 2-1-15
Assists: 2 (2x, MR vs. Minnesota, 1-4-15)
Steals: 2 vs. Vanderbilt, 11-20-14
Blocks: 4 (2x, MR at Indiana, 1-11-15)
Minutes: 28 at Miami, 12-4-14

24 MALAYNA JOHNSON

Of Note: Joins her older sister Michala on the Badger team

2014-15: Played in all 29 games, averaging 13.8 minutes per game ... averaged 4.0 points per game ... scored in double figures in one game, a career-high 14 points at Minnesota (Feb. 11) ... shot 6-of-8 (75 percent) from the field against the Golden Gophers ... was also a perfect 2-for-2 from the line at Minnesota ... ranked third on the team with a .455 field goal percentage on the season ... also shot 70.3 percent (26-of-37) from the line ... added 3.1 rebounds per game ... had a career-high 11 rebounds at Illinois (Feb. 1) ... had five-or-more rebounds in seven games ... led the team in rebounding in two games ... had one assist in six games ... tied for second on the team with 30 blocks (1.0/game) ... had a career-high four blocks in two games—vs. Minnesota (Jan. 1) and at Indiana (Jan. 11) ... led the team in blocks in four games ... had a career-high two steals vs. Vanderbilt (Nov. 20)

2013-14: Played in 25 games, averaging 7.2 minutes per game ... averaged 0.8 points and 1.5 rebounds per game ... scored her first point in the Cardinal and White vs. Northern Illinois (Nov. 17) ... scored her first field goal as a Badger vs. Ohio State (Feb. 2), tallying five points on 1-for-1 shooting and going 3-for-4

from the free throw line ... recorded a season-high six points at Penn State (Feb. 16), going 4-for-4 from the free throw line ... also had three rebounds and one steal against the Lady Lions ... in nine minutes of play, scored five points on 2-for-2 shooting from field goal range and pulled down two rebounds at Indiana (Feb. 8) ... played a season-best 19 minutes while pulling down a season-high seven rebounds and adding a season-best three blocks vs. Green Bay (Dec. 30) ... recorded one steal, one assist, two blocks and two rebounds vs. Indiana (Jan. 15) ... recorded a career-best two assists while adding five rebounds and two points vs. Minnesota (Feb. 12) ... had four rebounds and one block vs. Northwestern (March 2)

High School: Member of three state championship teams ... conference champions ... averaged 8.4 points, 7.3 rebounds and 4.0 blocks per game as a senior while shooting 60 percent from the field ... East DuPage all-area ... Suburban Christian Conference all-conference ... played with the Illinois Lady Lightning AAU team under coach Mike Seberger

Personal: Parents are Michael and Cathrecea Johnson ... has one older sister Michala (23) ... born Oct. 23 ... major is legal studies

CAREER STATISTICS

Year	GP	GS	Min	Avg	FG	FGA	Pct	3-Point			FT	FTA	Pct	Rebounds			Avg	PF	FO	Ast	TO	Blk	Stl	Pts	Avg
								FG	FGA	Pct				Off	Def	Tot									
2013-14	25	0	181	7.2	5	13	.385	0	0	.000	10	18	.556	14	23	37	1.5	24	0	6	13	10	2	20	0.8
2014-15	29	0	399	13.8	45	99	.455	0	0	.000	26	37	.703	35	56	91	3.1	37	0	6	34	30	5	116	4.0
TOTAL	54	0	580	10.7	50	112	.446	0	0	.000	36	55	.655	49	79	128	2.4	61	0	12	47	40	7	136	2.5



6-3 • RS Senior Forward

Bellwood, Ill.
Montini High School
Coach: Jason Nicholas
Illinois Lady Lightning
Coach: Mike Seberger

CAREER HIGHS

Points: 32 at Northwestern, 1-18-14
Field Goals: 13 at Northwestern, 1-18-14
Field Goal Att: 20 (2x; MR vs. Nebraska, 2-5-14)
Field Goal %: .900 (9-10) vs. Green Bay, 12-30-13
3-pt FG: 1 vs. South Carolina, 11-27-14
Field Goal Att: 2 vs. South Carolina, 11-27-14
3-pt FG%: .500 (1-2) vs. South Carolina, 11-27-14
FT: 7 at Washington, 12-13-13
FT Att: 9 at Washington, 12-13-13
FT %: 1.000 (6-6) at Northwestern, 1-18-14
Rebounds: 16 vs. Drake, 11-10-13
Assists: 3 (4x; MR vs. East Carolina, 11-28-14)
Steals: 3 at Milwaukee, 11-14-13
Blocks: 4 at Drake, 11-23-14
Minutes: 44 vs. Minnesota, 3-6-14
Double-doubles: 8

25 MICHALA JOHNSON

HONORS

- 2014 First-team All-Big Ten (Coaches)
- 2014 Second-team All-Big Ten (Media)
- 2015 Academic All-Big Ten

Of note: Transfer from the University of Connecticut ... sat out the 2012-13 season due to NCAA transfer rules ... granted a sixth year of eligibility by the NCAA after tearing her ACL in 2014-15 ... younger sister Malayna joined the Badgers in 2013 ... graduated in May of 2014 with a degree in human development and family studies ... currently a graduate student in educational leadership and policy analysis

2014-15: Played and started six games ... played in only nine minutes at Miami (Dec. 4) before going out with torn ACL in left knee ... averaged 12.8 points per game ... scored in double figures in five games ... scored a season-high 17 points vs. Vanderbilt (Nov. 20) and at Drake (Nov. 23) ... shot 50 percent (29-of-58) from the field ... added 6.3 rebounds per game ... had 10 rebounds vs. East Carolina (Nov. 28) for her first double-double of the season as she also had 14 points ... averaged 2.0 assists per game ... had two-or-more assists in five games ... added five blocks

2013-14: Started all 29 games, averaging 32.9 minutes per game ... led Badgers with 16.6 points per game ... scored in double figures in a team-best 21 games ... had one 30-plus scoring game and scored 20-or-more points in 11 games ... recorded a career-high 32 points at Northwestern (Jan. 18), shooting 13-of-18 from the field ... scored 25 points at Washington (Dec. 13) ... recorded 24 points, seven rebounds and three blocks vs. Nebraska (Feb. 5) ... scored 22 points vs. Green Bay (Dec. 30), shooting a career-best 9-of-10 from the field ... had 21 points and five rebounds at Indiana (Feb. 8) ... hit 20 points at Illinois (Jan. 3), shooting 8-of-11 (72.7 percent) from the field ... netted 26 points at Michigan State

(Jan. 30) ... recorded seven double-doubles ... shot a team-best 55.2 percent (205-of-372) from the field, which ranked third in the Big Ten ... led all players in conference-only games, shooting 56.8 percent (113-of-199) from the field ... added 7.3 rebounds per game ... had double-figure rebounds in seven games ... pulled down a career-best 16 boards vs. Drake (Nov. 10) ... ranked second on the team with 27 blocks (0.9/game) ... had a career best three blocks in four games ... added 1.2 assists and 0.5 steals per game ... recorded a career-high three assists in two games ... added a career-high three steals at Milwaukee

2012-13: Redshirt season

2011-12 (at UConn): Played in 26 games, averaging 4.9 minutes per game ... put up 1.5 points per game ... had a career-high eight points at Pittsburgh (Feb. 21), shooting 4-of-4 from the field ... averaged 1.2 rebounds per game ... had a season-high four rebounds in two games ... tied her career best with two assists in four games ... had a career-best two steals in two games ... also had one block in four games

2010-11 (at UConn): Played in 30 games, averaging 5.4 minutes per game ... played a career-high 16 minutes at Cincinnati (Jan. 29) ... averaged 1.3 points per game ... had a season-high five points in two games ... added .15 rebounds per game ... pulled down a career-high five rebounds vs. Hartford (March 20) ... dished off a career-high two assists vs. Rutgers (March 7) ... had one block and one steal in three games

High School: Averaged 16.9 points, 10.5 rebounds and 4.0 blocks per game while shooting 72 percent from the floor ... rated as the No. 46 recruit and the No. 7 power forward by ESPN Hoopgurlz ... ranked No. 27 nationally by the All-Star Girls Report and No. 18 by Blue Star

Personal: Parents are Michael and Cathreca ... has one younger sister, Malayna (19) ... nickname is Mickey ... born Nov. 5 ... graduate student in educational leadership and policy analysis

CAREER STATISTICS

Year								3-Point						Rebounds											
	GP	GS	Min	Avg	FG	FGA	Pct	FG	FGA	Pct	FT	FTA	Pct	Off	Def	Tot	Avg	PF	FO	Ast	TO	Blk	Stl	Pts	Avg
2010-11*	30	0	161	5.4	16	36	.444	0	1	.000	6	11	.545	16	29	45	1.5	13	0	4	15	3	3	38	1.3
2011-12*	26	0	127	4.9	18	41	.439	0	0	.000	3	9	.333	15	16	31	1.2	3	0	11	9	4	5	39	1.5
2012-13	Redshirt season																								
2013-14	29	29	954	32.9	205	372	.551	0	1	.000	71	117	.607	72	140	212	7.3	72	0	36	80	27	15	481	16.6
2014-15	6	6	168	28.0	29	58	.500	1	2	.500	18	27	.667	13	25	38	6.3	12	0	12	16	5	3	77	12.8
TOTAL	35	35	1122	32.1	234	430	.544	1	3	.333	89	144	.618	85	165	250	7.1	84	0	48	96	32	18	558	15.9
All*	91	35	1410	15.5	268	507	.529	1	4	.250	98	164	.598	116	210	326	3.6	100	0	63	120	39	26	635	7.0

* Statistics from UConn



32 MICHAELA CRALL

2014-15: Recovering from torn ACL suffered in April of 2014

2013-14: Redshirt season due to foot injury

High School: Averaged 9.4 points, 7.7 rebounds and 2.5 blocks per game as a senior ... 2012-13 third-team all-state ... 2011-12 team finished as state runners-up and league champions ... 2011-12 second-team all-league and all-state ... shot 61 percent from the field as a junior

... Kansas University Honors Scholar in the top 10 percent of her class ... also played with MoKan Eclipse AAU team ... named to the all-star team at the 2012 U.S. Junior Nationals ... team won the National Division at the 2012 U.S. Junior Nationals in Cincinnati

Personal: Parents are Dan and Mary Kay Crall ... has one older sister, Bre ... born Nov. 29 ... nickname is Mikey ... major is material sciences and engineering

Off the Court with Michaela

6-3 • RS Sophomore Forward

Olathe, Kansas
Olathe Northwest High School
Coach: Joel Branstrom
MoKan Eclipse
Coaches: Jon Lewis, David Peterson, Gary Brown, Joe Erskine



Why Wisconsin?

"I choose the University of Wisconsin because I wanted to be closer to home, so that my family can see me play. I also loved how close the coaches are to each other and the team."



Favorites—Spot on campus: The Terrace; Cartoon Character: Mickey Mouse; Movie: Hercules; TV Show: Suits; Book: The Things They Carried; Car: Toyota Tundra; Athlete: Misty May-Trainer; Basketball Player: Wilt Chamberlin; Sports team: Kansas City Chiefs

First started basketball: Five years old

Most memorable basketball game: Playing my cross town rival my junior year in high school. The gym was sold out and we won the game with free throws in the last five seconds. It was incredible.

My favorite thing about Wisconsin basketball is: My teammates

Before each game, I: Listen to the same three songs in a row

Best UW road trip: I haven't been on one yet!

One word that describes the team: Crazy

One word that describes me: sarcastic

My teammates say I am: sassy

Favorite thing to do off the court with my teammates is: Hang out at one of their apartments

Most memorable basketball achievement: Going 27-1 at home in high school

What is your earliest basketball memory? Putting up our driveway goal at my house

Favorite place to play (besides the Kohl Center): Allen Fieldhouse

If I could change one basketball rule, it would be: I would allow more fouls per player. Physical play is much more fun.

What is the first basketball memory that you have? Helping my dad install our driveway hoop

The best thing about Madison is: The people and the atmosphere

Dream as a collegiate player: To win an NCAA Championship

Team goal for the season: Win a B1G title

Individual goal for the season: Play good minutes as a freshman

Fantasy job/career: Head collegiate coach


Persons most admired/role models: My parents and my sister

I can't live without: Chocolate

My secret addiction is: Iced tea

Is there something significant about your uniform number? My mom, dad, and sister have all played with the number 32, so it's a family thing.

My most prized possession are: My dad's nameplate off of his bunker gear and a ceramic frog from my grandma



**6-1 • Junior
Forward**

**Milwaukee, Wis.
Rufus King High School**

40 AVYANNA YOUNG

HONORS

- Horizon League Co-Player of the Week, Feb. 3, 2014

Of Note: Transfer from Milwaukee ... will have two years of eligibility remaining

2014-15: Redshirt season after transferring from Milwaukee

2013-14: Started 29 of 30 games, averaging 30.6 minutes per game ... ranked third on the team and 16th in the Horizon League with 13.3 points per game ... scored in double figures in 21 games, including 20-plus points in four games ... scored a career-high 36 points vs. Valparaiso (Feb. 1), shooting 15-of-19 (.789) from the field ... also scored 22 points vs. Western Illinois (Nov. 17) and North Dakota State (Nov. 23), and 21 points vs. Cleveland State (Feb. 23) ... led the Panthers and ranked second in the league with 9.8 rebounds per game ... recorded 10-or-more rebounds in 17 games ... pulled down a career best 18 boards at Wright State (March 12) ... had a team-best 15 double-doubles ... led the team in shooting 52.5 percent from the field, which ranked third in the Horizon ... led the team with 14 blocks ... tied her career-best two blocks vs. Detroit (Jan. 15) ... also tied her career high with three assists and played a career-high 36 minutes vs. Youngstown State (Feb. 21) ... tied her career best with two steals at Youngstown State (Jan. 18)

2012-13: Played in all 29 games, starting two ... averaged 4.3 points and 4.3 rebounds per game ... led the team in rebounding seven times ... led the team in rebounds with nine against Chicago State Nov. 9, scoring seven points ... tied for team lead with six boards at Wisconsin Nov. 11, adding seven points ... scored all seven of her points in the final five minutes of the first half against ECU Nov. 25 ... scored five points and grabbed a team-high eight rebounds in just 14 minutes of action at Toledo Dec. 8 ... tied for team lead with eight rebounds at DePaul Dec. 11, scoring

four points ... earned first collegiate start at North Dakota State Dec. 23 ... led team with nine rebounds (tying season-high) and added five points ... tied for team lead with seven rebounds and added seven points in a season-high 32 minutes against Drake Dec. 29 ... tied her season-high with seven points and grabbed four rebounds in just 16 minutes against Valpo Jan. 24 ... grabbed seven rebounds against YSU Feb. 14 in just eight minutes on the court ... chipped in with a season-high nine points against Cleveland State Feb. 16, grabbing four boards while making all three of her FG attempts ... scored four points and grabbed seven rebounds in just 15 minutes on the court against Wright State Feb. 23 ... scored five points and grabbed four rebounds against Green Bay March 9 ... played 21 minutes in the season-finale at Loyola March 13, tying for the team lead with a season-best 10 points ... also grabbed six rebounds and blocked a shot

High School: WBCA First-Team All-State honoree after averaging 17.1 points, 10.1 rebounds and 2.8 steals per game in leading Milwaukee King to a state runner-up showing ... a 21-7 record included a City Conference championship and a repeat showing on the first-team all-conference squad ... averaged 15 points, 11 rebounds, six assists and two blocks per game as a junior, earning a spot on the All-City Conference First-Team squad ... all-area honorable mention selection by the *Milwaukee Journal Sentinel*, she averaged 10.2 points per game as a sophomore and was a member of the state runner-up King squad as a freshman ... also named to the inaugural edition of the "Best Basketball Players of AAU" after her sophomore campaign ... was a state-qualifier in track and field and also an all-conference volleyball player

Personal: Daughter of Anthony Young and Ayanna Allen ... majoring in criminal justice ... nickname is Avy ... does volunteer work with Wisconsin Play-ground Elite teams in summer ... born Nov. 2

CAREER HIGHS

Points: 36 vs. Valparaiso, 2/1/14
Field goals: 15 vs. Valparaiso, 2/1/14
Field goals att: 19 vs. Valparaiso, 2/1/14
Field goal %: .789 (15-19) vs. Valparaiso, 2/1/14
3-point FG: 1 (2x; MR vs. Cleveland State, 2/16/13)
3-point FG att: 1 (5x; MR vs. Marquette, 12/15/13)
3-point %: 1.000 (1-1); (2x; MR vs. Cleveland State, 2/16/13)
Free throws: 6 (2x; MR vs. Valparaiso, 2/1/14)
Free throws att: 15 vs. Valparaiso, 2/1/14
Free throw %: 1.000 (2-2); (3x; MR vs. UIC, 3/7/13)
Rebounds: 18 at Wright State, 3/12/14
Assists: 3 (2x; MR vs. Youngstown State, 2/21/14)
Blocks: 2 (2x; MR vs. Detroit, 1/25/14)
Steals: 2 (4x; MR at Youngstown State, 1/18/14)
Minutes: 36 (4x; MR vs. Youngstown State, 2/21/14)

CAREER STATISTICS

Year	GP	GS	Min	Avg	FG	FGA	Pct	3-Point			FT	FTA	Pct	Rebounds			Avg	PF	FO	Ast	TO	Blk	Stl	Pts	Avg
								FG	FGA	Pct				Off	Def	Tot									
2012-13*	29	2	450	15.5	38	96	.396	2	4	.500	46	82	.561	48	77	125	4.3	71	1	4	45	9	9	124	4.3
2013-14*	30	29	917	30.6	165	314	.525	0	1	.000	68	169	.402	85	210	295	9.8	108	8	27	95	14	15	398	13.3
All*	59	31	1367	23.2	203	410	.495	2	5	.400	114	251	.454	133	287	420	7.1	179	9	31	140	23	24	522	8.8

* Statistics from Milwaukee



41 ROSIE GAMBINO

HONORS

- 2012 and 2013 Academic All-Conference

Of Note: Played two years at Kishwaukee College (Malta, Ill.) ... transfer from Iowa State ... has one year off eligibility remaining

2014-15: Was scheduled to be eligible in December but broke foot and missed entire season

2013-14: Transferred to Iowa State but did not play ... left at semester break before coming to UW in the summer

2012-13 (Kishwaukee College): Helped the Kougars to a 26-7 mark, including 12-0 in the Arrowhead Conference, as a sophomore ... made 30 starts and led the team with 3.4 blocks per game ... her 109 blocks was a single-season school record and ranked fourth nationally ... also averaged 3.9 points and 4.3 rebounds while shooting 46.6 percent from the field ... had a school record 10 blocks against Elgin Community College,

one of eight games this season with at least five blocks ... two-time academic all-conference honoree

2011-12 (Kishwaukee College): Averaged 4.9 points, 5.0 rebounds and 2.6 blocks per game as a freshman ... team went 27-10 and won the Arrowhead Conference title ... Kougars finished fourth in the National Junior College Athletic Association championship

High School: Averaged 10 points and eight rebounds per game as a senior ... team went 29-4 and finished fourth in the state her junior year ... two-time team most improved player ... set the school record for career blocks ... four-time member of the dean's list ... National Art Honor Society member ... also played AAU basketball with the Lisle Shooting Stars and coach Glenn Earl

Personal: Major is zoology ... parents are Andrew and Barbara Gambino ... born April 20 ... has two brothers, John (28) and James (25) ... nicknames are Rosie and Swat ... holds dual citizenship in United States and Italy

6-0 • RS Senior Forward

Oswego, Ill.

Oswego High School

Coach: Chad Pohlmann

Shooting Stars

Coaches: Glen Earl, Mary Robinson

CAREER HIGHS

Points: 17 vs. College of DuPage, 11-15-11
Field Goals: 8 vs. College of DuPage, 11-15-11
Field Goal Att: 17 vs. McHenry County, 11-22-11
Field Goal %: .1.000 (5-5) vs. Lake County, 11-20-12
3-pt FG: 1 vs. Elgin Community, 12-4-12
3-pt FG Att: 1 (3x; MR vs. Carl Sandburg, 2-23-13)
3-pt FG%: 1.000 (1-1) vs. Elgin Community, 12-4-12
Free Throws: 5 vs. Lincoln Land, 12-17-11
Free Throw Att: 7 vs. Lincoln Land, 12-17-11
Free Throw %: 1.000 (4-4) vs. Madison College, 1-5-13
Rebounds: 12 vs. Carl Sandburg, 1-10-12
Assists: 3 (2x; MR v. Joliet Junior, 11-17-11)
Steals: 4 vs. Blackhawk College, 1-29-13
Blocks: 10 vs. Elgin Community, 12-4-12
Minutes: 33 vs. Carl Sandburg, 2-23-13


CAREER STATISTICS

Year	GP	GS	Min	Avg	FG	FGA	Pct	3-Point			FT	FTA	Pct	Rebounds			Avg	PF	FO	Ast	TO	Blk	Stl	Pts	Avg
								FG	FGA	Pct				Off	Def	Tot									
2011-12	37	—	—	—	73	225	.320	0	0	.000	34	66	.520	55	131	186	5.0	—	—	29	—	97	35	180	4.9
2012-13	32	30	389	12.2	55	118	.466	1	3	.333	14	26	.538	47	92	139	4.3	74	0	19	26	109	27	125	3.9
All*	69	30	389	12.2	128	343	.373	1	3	.333	48	92	.523	102	223	325	4.7	74	0	48	26	206	62	305	4.42

* Statistics from Kishwaukee College

HonorRoll


First-Team All-Big Ten



Michala Johnson
2014




Jolene Anderson
2007, 2008



Tamara Moore
2001, 2002




Jessie Stomski
2001, 2002



LaTonya Sims
1999




Katie Voigt
1998



Keisha Anderson
1997



Barb Franke
1996



Robin Threatt
1992, 1993



Janet Huff
1984

All-Big Ten Honors

Player of the Year

Jolene Anderson 2008 (m)

Defensive Player of the Year

Tamara Moore 2001

Freshman of the Year

Jolene Anderson 2005 (m, c)
 Barb Franke 1992
 Kay Fredrickson 1988
 LaTonya Sims 1998
 Jessie Stomski 1999

Coach of the Year

Jane Albright 1995
 Mary Murphy 1992
 Lisa Stone 2010

First Team

Jolene Anderson 2007, '08 (m,c)
 Keisha Anderson 1997 (m,c)
 Barb Franke 1996 (m,c)
 Janet Huff 1984
 Michala Johnson 2014 (c)
 Tamara Moore 2002 (c), 01 (m)
 LaTonya Sims 1999 (m)
 Jessie Stomski 2001 (c, m), 02 (c)
 Robin Threatt 1992, '93
 Katie Voigt 1998 (m,c)

Second Team

Jolene Anderson 2006 (m,c)
 Keisha Anderson 1995, '96 (m,c)
 Lisa Bonnell 1988
 Mynette Clark 1992
 Barb Franke 1994, '95
 Michala Johnson 2014 (m)
 Alyssa Karel 2010 (m,c), '11 (m,c)
 Ann Klapperich 1998 (m)
 Tamara Moore 2001 (c)
 Chris Pruitt 1984
 Megan Scott 1984
 LaTonya Sims 1999 (c), '00 (m)
 Jessie Stomski 1999 (m), '00 (c)
 Robin Threatt 1991
 Lin Zastrow 2011 (c)

Third Team

Jolene Anderson 2005 (m, c)
 Janese Banks 2008 (m)
 Rae Lin D'Alie 2010 (m)
 Ann Klapperich 1997 (m, c)
 Morgan Paige 2013 (m, c)
 Taylor Wurtz 2012 (m)
 Lin Zastrow 2011 (m)

Honorable Mention

Janese Banks 2006 (m), '08 (c)
 Nicole Bauman 2015
 Lisa Bonnell 1987
 Anya Covington 2012 (c, m)
 Rae Lin D'Alie 2010 (c)

Jacki Gulczynski 2013 (m, c)
 Alyssa Karel 2009 (c,m)
 Michelle Kozelka 1989, '90, '91, '92
 Tamara Moore 2000 (m, c)
 LaTonya Sims 1998 (m,c), '00 (c)
 Nina Smith 2001
 Tara Steinbauer 2011 (m)
 Jessie Stomski 1999 (c), '00 (m)
 Taylor Wurtz 2012 (c), 2014 (c,m)

All-Defensive Team

Lin Zastrow 2011 (c)

All-Freshman Team

Jolene Anderson 2005 (c)
 Kelley Paulus 1997
 Lin Zastrow 2008

All-Tournament Team

Jessie Stomski, F 2002

Note: All Big Ten honors began in 1984 with recognition earned by a vote of the conference coaches; a media voting panel was added in 1996. (c=coaches; m=media) The Big Ten Tournament began in 1995.

Big Ten All-Star Tours

Several Badger athletes have been part of select teams that traveled abroad on Big Ten Conference tours from 1994-2006.

Keisha Anderson	Japan	1995
Emily Ashbaugh	Switzerland, France	2001
Janese Banks	Belgium, Netherlands	2005
Kyle Black	Switzerland, France	2001
Tanisha Boston	Sweden, Denmark	1996
Ashley Josephson	Australia	2004
Missy Konieczny	Germany, Belgium	1999
Tamara Moore	Hungary, Slovenia, Austria	2000
Dee Dee Pate	Sweden, Denmark	1998
Kelley Paulus	Sweden, Denmark	1998
Stephanie Rich	Netherlands, France	2002
LaTonya Sims	Germany, Belgium	1999
Robin Threatt	Australia	1992
Katie Voigt	England	1994
Danielle Ward	Denmark, Norway	2006
Amy Wiersma	Austria, Czech Republic, Slovakia	1997
Camille Williams	Hungary	1993



Michala Johnson was the first Badger to earn first-team All-Big Ten honors since 2008.

Big Ten Players of the Week

1983-84

Feb. 14 Janet Huff, Sr.

1987-88

Jan. 18 Lisa Bonnell, Sr.

1988-89

Dec. 12 Janetta Johnson, Fr.
Feb. 28 Michele Kozelka, Fr.

1989-90

Dec. 12 Michele Kozelka, So.
Mar. 5 Michele Kozelka, So.

1990-91

Mar. 4 Mynette Clark, Jr.

1991-92

Dec. 16 Robin Threatt, Jr.
Feb. 10 Robin Threatt, Jr.

1992-93

Dec. 14 Robin Threatt, Sr.

1994-95

Jan. 9 Barb Franke, Jr.
Feb. 6 Barb Franke, Jr.

1995-96

Jan. 29 Barb Franke, Sr.
Feb. 5 Keisha Anderson, Jr.

1996-97

Dec. 2 Keisha Anderson, Sr.

1997-98

Dec. 1 Ann Klapperich, Sr.

1998-99

Nov. 23 LaTonya Sims, So.
Feb. 22 Kelley Paulus, Sr.

1999-00

Nov. 22 Jessie Stomski, So.
Jan. 17 Tamara Moore, So.

2000-01

Jan. 22 Jessie Stomski, Jr.

2001-02

Jan. 7 Tamara Moore, Sr.

2006-07

Nov. 13 Janese Banks, Jr.
Dec. 18 Jolene Anderson, Jr.
Feb. 12 Jolene Anderson, Jr.

2007-08

Jan. 14 Jolene Anderson, Sr.
Feb. 4 Jolene Anderson, Sr.
Feb. 25 Jolene Anderson, Sr.

2009-10

Jan. 11 F: Taylor Wurtz
Jan. 18 F: Taylor Wurtz

2012-13

Dec. 10 F: Nicole Bauman
Dec. 17 Co-P: Jacki Gulczynski

2013-14

Jan. 6 P: Taylor Wurtz

Note: The Big Ten honored a player and freshman of the week beginning in 2009-10.

P - Player of the Week

F - Freshman of the Week

National Honors

USA Basketball

Jolene Anderson	U21 Team, Russia	2007
	U20 Team, Mexico	2006
	U19 Team, Tunisia	2005
Keisha Anderson	Jones Cup Team—Taiwan	1994
Barb Franke	Junior Select—Canada	1992
	Jones Cup Team—Taiwan	1994
Tamara Moore	Finalist University Games	2001
LaTonya Sims	Jones Cup Tryouts	1998
Jessie Stomski	Jones Cup Tryouts	2000
Robin Threatt	Olympic Team Tryouts	1992

WBCA/Kodak All-America

The WBCA (Women's Basketball Coaches Association) votes on Kodak All-America honors. Five individuals are named in nine districts to a national ballot from which 10 players are chosen All-Americans while the remainder receive honorable mention status.

Jolene Anderson	District IV 1st Team	2007, '08
	Honorable Mention All-America	
Keisha Anderson	District IV 1st Team	1997
	Honorable Mention All-America	
Barb Franke	District IV 1st Team	1995, '96
	Honorable Mention All-America	
Tamara Moore	District IV 1st Team	2002
	Honorable Mention All-America	
Jessie Stomski	District IV 1st Team	2001, '02
	Honorable Mention All-America	
Robin Threatt	District IV 1st Team	1992
	Honorable Mention All-America	

AP All-Americans

Jessie Stomski	Honorable Mention	2002
Tamara Moore	Honorable Mention	2001
Barb Franke	Honorable Mention	1995 & '96

WBCA/Converse District Coach of the Year

Jane Albright	1995
Mary Murphy	1992

Francis Pomeroy Naismith Award

Outstanding female senior collegian under 5-8 in height

Jolene Anderson	2008
-----------------	------

WNBA/ABL Draft Selections

Year	Rd.	Pick	Player	Drafted By
2002	1	15	Tamara Moore	Miami Sol
2002	4	57	Jessie Stomski	Charlotte Sting
2008	2	23	Jolene Anderson	Connecticut Sun
2000	Supplemental		Robin Threatt	Seattle Storm
1997	ABL (2)	16	Keisha Anderson	Chicago Explosion

U.S. Olympic Festival

Keisha Anderson	West Team`	San Antonio, Texas	1993
Tracy Winkler	North Team`	San Antonio, Texas	1993

1,000 Point Scorers



JOLENE ANDERSON

**2,132 Points
(2004-08)**

Port Wing, Wis.

Lone Badger to score more than 2,000 points during her career ... all-time scoring leader of any UW basketball player (men's or women's), surpassing the previous women's record of 1,994 and men's mark of 2,217 ... broke the UW scoring record by surpassing men's basketball player, Alando Tucker, on Feb. 20, 2008, against Indiana in her 118th career game ... wrapped up her career with 2,312 points and averaged 18.8 points throughout her four years ... scored in double figures in a school record 118 games ... named the 2008 Francis Pomeroy Naismith National Player of the Year for 5-8 and under and was the 2008 Big Ten Player of the Year ... earned WBCA/State Farm regional All-American two times and was a two-time first-team All-Big Ten honoree ... drafted in the second round at No. 23 overall by the Connecticut Sun in 2008 ... has played professionally since 2008, including stops in France, Poland and Turkey

Career Statistics

Season	G/S	FG	FGA	PCT	3PT	3PTA	PCT	FT	FTA	PCT	REB	AVG	PF/D	A	TO	BL	ST	MIN	PTS	AVG
2004-05	28/28	196	454	.432	53	165	.321	52	61	.852	158	5.6	56/0	94	89	6	40	902	497	17.8
2005-06	29/29	191	481	.397	62	186	.333	59	79	.747	204	7.0	63/1	100	86	7	61	1018	503	17.3
2006-07	36/36	267	617	.433	76	236	.322	104	124	.839	255	7.1	60/0	105	78	9	90	1269	714	19.8
2007-08	30/30	232	531	.437	57	177	.322	77	89	.865	231	7.7	45/0	110	65	10	51	1117	598	19.9
Totals	123/123	886	2083	.425	248	764	.325	292	353	.827	848	6.9	224/1	409	318	32	242	4306	2312	18.8



BARB FRANKE

**1,994 Points
(1991-96)**

Cedar Falls, Iowa

Inducted into the UW Athletic Hall of Fame in 2005 ... led the Badgers to an unprecedented three 20-win seasons and three NCAA bids ... finished just six points shy of becoming a 2,000-point scorer ... reached the 1,000-point milestone in 64 career games ... started and played in a record 114-consecutive games ... hit a career-high 38 points against Purdue and set the UW single season scoring record with 601 points as a senior ... voted team MVP her last two years ... led the Badgers in scoring, rebounding and blocks her last three years ... named first-team All-Big Ten by both the coaches and media in 1996 ... two-time Associated Press All-America honorable mention and two-time Kodak District IV All-America honorable mention (1995 and 1996) ... became Wisconsin's third professional women's basketball player (drafted by ABL in 1998, playing with the Chicago Condors ... she also played professionally in France ... currently coaches with All Iowa Attack

Career Statistics

Season	G/S	FG	FGA	PCT	3PT	3PTA	PCT	FT	FTA	PCT	REB	AVG	PF/D	A	TO	BL	ST	MIN	PTS	AVG
1991-92	29/29	128	236	.542	7	24	.292	65	110	.591	201	6.9	104/5	19	77	15	39	655	328	11.3
1993-94	27/27	189	335	.564	14	38	.368	125	173	.723	225	8.3	84/2	44	118	19	29	817	517	19.1
1994-95	29/29	199	398	.500	9	31	.290	141	217	.650	229	7.9	100/1	41	107	19	39	943	548	18.9
1995-96	29/29	225	426	.528	1	14	.071	150	208	.721	226	7.8	92/3	45	105	21	58	900	601	20.7
Totals	114/114	741	1395	.531	31	107	.290	481	708	.679	881	7.7	380/11	149	407	74	165	2660	1994	15.9



JESSIE STOMSKI

1,915 Points
(1998-02)
Oakdale, Minn.

Two-time AP All-American honorable mention and Kodak/WBCA District All-American ... selected first-team All-Big Ten in 2001 (media and coaches) and first team (coaches) in 2002 ... only UW player to be named to the Big Ten All-Tournament team ... earned Academic All-Big Ten honors in 2001 and 2002 ... participated in 2001 USA Basketball tryouts ... named to seven all-tournament teams ... 1999 Big Ten Freshman of the Year and second-team All-Big Ten ... member of the 1999 All-College Freshman team ... named team co-MVP as a senior ... led the team in scoring and rebounding her junior and senior years ... notched 13 double-doubles her senior year and 37 for her career ... scored in double figures in 105 games ... drafted by WNBA's Charlotte Sting in 2002

Career Statistics

Season	G/S	FG	FGA	PCT	3PT	3PTA	PCT	FT	FTA	PCT	REB	AVG	PF/D	A	TO	BL	ST	MIN	PTS	AVG
1998-99	32/26	182	318	.572	0	2	.000	95	132	.720	214	6.7	112/8	33	86	24	33	955	459	14.3
1999-00	32/32	151	330	.458	4	7	.571	128	168	.762	243	7.6	111/4	50	105	27	42	994	434	13.6
2000-01	28/28	180	323	.557	1	5	.200	93	149	.624	228	8.1	75/2	73	69	12	26	888	454	16.2
2001-02	31/31	231	481	.480	3	20	.150	103	161	.640	276	8.9	76/4	54	96	16	27	1032	568	18.3
Totals	123/117	744	1452	.512	8	34	.223	419	610	.687	961	7.8	374/18	210	356	79	128	3886	1915	15.6




ROBIN THREATT

1,901 Points
(1988-93)
Cedar Rapids, Iowa

Led the Badger team to its then-second best finish in program history in 1992, with a 20-9 record and first-ever NCAA bid ... first basketball athlete to be named to a Kodak District IV all-region team and earned All-America honorable mention honors in 1992 ... posted string of 37 consecutive double-figure games and scored in double figures in 96 games in her career ... ranks among the top four in career scoring and fourth in all-time career steals with 283 ... 1992 and 1993 All-Big Ten first team honors ... runner-up for 1992 Big Ten Player of the Year ... 1992 U.S. Olympic Trials participant ... played for WNBA's Seattle Storm from 2000 ... inducted into the UW Athletic Hall of Fame in 2009

Career Statistics

Season	G/S	FG	FGA	PCT	3PT	3PTA	PCT	FT	FTA	PCT	REB	AVG	PF/D	A	TO	BL	ST	MIN	PTS	AVG
1988-89	5/4	22	43	.512	3	4	.750	7	11	.636	19	3.8	11/0	10	16	1	11	120	54	10.8
1989-90	26/23	126	303	.416	29	84	.345	35	45	.778	100	3.8	61/0	50	75	10	55	762	316	12.2
1990-91	27/27	179	377	.475	33	96	.344	57	86	.663	124	4.6	67/3	47	79	13	43	834	448	16.6
1991-92	29/29	221	442	.500	39	112	.348	93	123	.756	133	4.6	73/0	71	82	13	88	939	574	19.8
1992-93	27/27	209	444	.471	40	114	.351	51	72	.708	138	5.1	76/1	70	69	12	87	894	509	18.9
Totals	114/110	753	1609	.470	144	410	.351	243	337	.721	514	4.5	288/4	249	321	49	284	3550	1901	16.7



THERESA HUFF

1,879 Points

(1979-83)

Milwaukee, Wis.

Inducted into the Wisconsin Athletic Hall of Fame in 1998 ... completed her career as the school's career leader in scoring (1,879 points), rebounds (1,201), field goals made (823) and games played (118) ... registered 60 double-doubles in her career ... named team MVP three times ... named to the 1982 Big Ten All-Tournament team ... finalist for the 1983 Wade Trophy, which recognizes the top collegiate player in the nation ... led Wisconsin to its first post-season appearance as the Badgers reached the quarterfinals of the 1982 ALAW national tournament ... was the first American woman chosen to play professional basketball in Spain (1983-84) ... was the only player in UW women's basketball history to have her jersey (No. 21) retired ... named to UW's All-Decade team in conjunction with the Big Ten's celebration of 10 years of women's athletic competition in 1991

Career Statistics

Season	G/S	FG	FGA	PCT	3PT	3PTA	PCT	FT	FTA	PCT	REB	AVG	PF/D	A	TO	BL	ST	MIN	PTS	AVG
1979-80	27/27	165	341	.484	—	—	—	52	88	.591	210	7.7	94/4	21	93	28	45	NA	382	14.1
1980-81	30/30	223	438	.509	—	—	—	53	110	.481	294	9.8	77/4	28	102	26	60	NA	499	16.6
1981-82	34/29	232	510	.467	—	—	—	76	119	.638	394	11.6	79/2	53	124	19	70	1065	540	15.9
1982-83	27/24	203	439	.462	—	—	—	52	92	.565	303	11.2	59/0	30	76	32	66	888	458	17.0
Totals	118/110	823	1728	.476	—	—	—	233	409	.569	1201	10.2	309/10	131	394	105	243	NA	1879	15.9



LATONYA SIMS

1,857 Points

(1997-01)

Racine, Wis.

Named second-team All-Big Ten by the media and coaches in 2000 and 2001 ... selected first-team All-Big Ten and Big Ten All-Star Tour member in 1999 ... named 1998 Big Ten Freshman of the Year ... tallied two WNIT All-Tournament team honors (1999 and 2000) ... led UW in scoring and rebounding from 1999-2000 ... set then-school record for double-figure scoring with 105 games, including 45 straight games ... broke UW freshman scoring and rebounding records ... Wisconsin's first *Parade* first-team All-American recruit (1997) ... named 1997 Wisconsin Associated Press and Gatorade State Player of the Year as well as Miss Basketball

Career Statistics

Season	G/S	FG	FGA	PCT	3PT	3PTA	PCT	FT	FTA	PCT	REB	AVG	PF/D	A	TO	BL	ST	MIN	PTS	AVG
1997-98	31/27	152	303	.502	0	0	.000	88	134	.657	214	6.9	83/1	22	64	19	31	903	392	12.6
1998-99	32/32	222	461	.482	10	34	.294	123	177	.695	213	6.7	87/3	33	94	27	47	1058	577	18.0
1999-00	33/33	177	422	.419	13	48	.271	115	170	.676	276	8.4	83/1	48	80	28	52	951	482	14.6
2000-01	28/28	153	332	.461	20	69	.290	80	104	.769	179	6.4	57/1	58	71	18	29	844	406	14.5
Totals	124/120	704	1518	.464	43	51	.285	406	585	.694	882	7.1	310/6	161	309	92	159	3896	1857	15.0




TAMARA MOORE

1,662 Points
(1998-02)
Minneapolis, Minn.

Named first-team All-Big Ten and Kodak/WBCA District All-American in 2002 ... 2001 Big Ten Defensive Player of the Year, first-team All-Big Ten and Associated Press honorable mention All-American ... one of 11 finalists for the Nancy Lieberman Point Guard of the Year award and the Senior CLASS award ... played in 124 consecutive games ... as a junior, led Big Ten in steals (3.6 per game) ... 2001 USA Basketball Team finalist ... selected 2000 WNIT MVP and 1999 WNIT all-tournament team ... picked as 1998 second team Parade All-American, *USA Today* High School third team All-American, Nike/WBCA prep All-American and *Street and Smith* prep All-American ... drafted by the WNBA's Miami Sol in 2002 ... played in the WNBA for six seasons, competing with the Minnesota Lynx, Miami Sol, Phoenix Mercury, Detroit Shock, Phoenix Mercury, New York Liberty, Los Angeles Sparks, and Houston Comets

Career Statistics

Season	G/S	FG	FGA	PCT	3PT	3PTA	PCT	FT	FTA	PCT	REB	AVG	PF/D	A	TO	BL	ST	MIN	PTS	AVG
1998-99	32/26	121	273	.443	19	56	.339	86	106	.811	158	4.9	101/6	107	145	25	80	928	347	10.8
1999-00	33/30	152	329	.462	24	69	.348	117	152	.770	167	5.1	92/2	108	133	23	83	999	445	13.5
2000-01	28/28	122	271	.450	21	63	.333	89	122	.730	129	4.6	77/2	151	116	19	100	869	354	12.6
2001-02	31/31	186	378	.492	49	135	.363	95	114	.833	159	5.1	97/6	188	151	24	90	1052	516	16.6
Totals	124/115	581	1251	.464	113	323	.350	387	494	.783	613	4.9	367/16	554	545	91	353	3884	1662	13.4



KATIE VOIGT

1,576 Points
(1993-98)
Woodruff, Wis.

Invited to WNBA and ABL tryouts ... won the Big Ten Medal of Honor, presented to a senior for academic and athletic excellence ... led team with 17.3 points and 3.1 assists her senior year ... scored in double figures in 88 games ... named first team All-Big Ten by both the conference coaches and media as a senior ... earned two all-tournament honors ... three-time Academic All-Big Ten honoree and CoSIDA District Academic All-America candidate ... earned scholar-athlete award at the Maine Tournament ... team most valuable player in 1998 ... ranks seventh in career assists (373)

Career Statistics

Season	G/S	FG	FGA	PCT	3PT	3PTA	PCT	FT	FTA	PCT	REB	AVG	PF/D	A	TO	BL	ST	MIN	PTS	AVG
1993-94	27/27	113	248	.456	33	96	.344	70	93	.753	173	6.4	47/0	124	137	8	29	907	329	12.2
1994-95	29/28	98	267	.367	57	164	.348	39	48	.812	116	4.0	55/1	79	73	10	35	919	292	10.1
1995-96	29/29	148	352	.420	60	176	.341	63	71	.887	117	4.0	56/1	74	83	5	46	938	419	14.4
1997-98	31/31	174	403	.432	84	217	.387	104	120	.867	158	5.1	50/0	96	110	12	35	1047	536	17.3
Totals	116/115	533	1270	.420	234	653	.358	276	332	.831	564	4.9	208/2	373	403	35	145	3811	1576	13.6



ANN KLAPPERICH

1,543 Points

(1994-98)

Fond du Lac, Wis.

Invited to the ABL combine ... was the second-leading scorer and rebounder as a senior, averaging 15.1 points and 5.7 rebounds per game ... two-time team captain ... named MVP of the 1997 Maine Tournament ... selected second-team All-Big Ten by media and honorable mention by coaches in 1998 ... paced team in rebounding and field goal percentage, while being second in scoring and steals, as a junior ... one of 48 senior players invited to the first Women's Collegiate World Games

Career Statistics

Season	G/S	FG	FGA	PCT	3PT	3PTA	PCT	FT	FTA	PCT	REB	AVG	PF/D	A	TO	BL	ST	MIN	PTS	AVG
1994-95	26/16	94	191	.492	0	1	.000	69	87	.793	152	5.8	62/2	17	42	8	33	537	257	9.9
1995-96	29/29	142	269	.528	4	8	.500	92	127	.724	159	5.5	100/6	38	41	5	48	696	380	13.1
1996-97	27/27	175	344	.509	3	12	.250	86	114	.754	179	6.6	76/3	38	56	8	61	839	439	16.3
1997-98	31/31	187	371	.504	2	10	.200	91	124	.734	178	5.7	98/3	44	55	3	46	864	467	15.1
Totals	113/103	598	1175	.509	9	31	.290	338	452	.751	668	5.9	336/14	137	194	24	188	2936	1543	13.7



JANESE BANKS

1,512 Points

(2004-08)

Indianapolis, Ind.

Glamour 2007 Top 10 College Women award winner ... invited to WNBA tryouts ... led the Badgers in free throws made and attempted all four years ... concluded her career ranked second in free throws made (446), fourth in free throws attempted (572) and sixth in free throw percentage (.780) ... second-leading scorer for four-straight years with a career-best 14.6 points per game in 2006-07 ... earned third-team All-Big Ten honors in 2008 ... selected to Nike's "You Want to be a Coach" program ... three-time Academic All-Big Ten honoree ... earned all-tournament honors at Rebel Shootout and the WNIT tournament during the 2006-07 season ... was Wisconsin's representative on the Big Ten All-Star Team that toured Europe in 2005

Career Statistics

Season	G/S	FG	FGA	PCT	3PT	3PTA	PCT	FT	FTA	PCT	REB	AVG	PF/D	A	TO	BL	ST	MIN	PTS	AVG
2004-05	28/28	91	246	.370	14	57	.246	100	131	.763	138	4.9	68/1	64	72	5	43	823	296	10.6
2005-06	24/21	98	268	.366	11	54	.204	100	135	.741	130	5.4	82/5	106	88	1	48	813	307	12.8
2006-07	36/36	164	378	.434	31	83	.373	166	200	.830	226	6.3	92/3	87	109	4	50	1170	525	14.6
2007-08	30/30	129	338	.382	46	117	.393	80	106	.755	126	4.2	88/1	65	73	3	45	987	384	12.8
Totals	118/115	482	1230	.392	102	311	.328	446	572	.780	620	5.3	330/10	322	342	13	186	3793	1512	12.8



LISA BONNELL

1,482 Points
(1984-88)
Merrill, Wis.

Finished her career second at Wisconsin for most career field goals with 620 and rebounds with 760 ... became UW's sixth 1,000 point scorer vs. Green Bay on Dec. 9, 1987 ... set the then-UW single-season scoring average mark with 19.6 points per game in 1987-88 ... scored 549 points in her last season with the Badgers, a school record at the time ... attempted 13 three-pointers against Iowa, setting a UW record in a Big Ten game ... three-time team MVP in 1986, 1987 and 1988 ... earned second-team All-Big Ten honors in 1988 and honorable mention honors in 1987 ... Big Ten Player of the Week on Jan. 18, 1988

Career Statistics

Season	G/S	FG	FGA	PCT	3PT	3PTA	PCT	FT	FTA	PCT	REB	AVG	PF/D	A	TO	BL	ST	MIN	PTS	AVG
1984-85	27/7	80	178	.449	—	—	—	19	41	.463	146	5.4	53/1	13	35	29	14	552	179	6.6
1985-86	26/15	115	272	.423	—	—	—	50	73	.685	185	7.1	52/1	8	57	9	22	708	280	10.8
1986-87	28/26	202	437	.462	—	—	—	70	100	.700	209	7.5	71/1	9	84	28	26	884	474	16.9
1987-88	28/26	223	498	.448	31	97	.320	72	103	.699	220	7.9	66/0	16	82	23	23	936	549	19.6
Totals	109/74	598	1385	.448	31	97	.320	211	317	.666	760	7.0	242/3	46	258	79	94	3080	1482	13.6




ALYSSA KAREL

1,476 Points
(2007-11)
St. Paul, Minn.

Only UW women's basketball player to be named CoSIDA Academic All-American, earning third-team honors in 2011 ... three-time CoSIDA Academic All-District and three-time Academic All-Big Ten ... three-time recipient of the Big Ten Distinguished Scholar award and three-time Athletic Board Scholar ... named All-Big Ten second team in 2010 and 2011 ... also earned honorable mention All-Big Ten honors in 2009 ... finished her career ranked sixth on UW's career records for most 3-point goals with 162 and attempts with 460 ... tied for third in games played, recording 124 ... named team MVP in 2010 ... currently playing professionally in Germany

Career Statistics

Season	G/S	FG	FGA	PCT	3PT	3PTA	PCT	FT	FTA	PCT	REB	AVG	PF/D	A	TO	BL	ST	MIN	PTS	AVG
2007-08	30/0	63	132	.477	17	31	.548	12	23	.522	53	1.8	68/1	55	54	13	23	543	155	5.2
2008-09	34/34	169	420	.402	55	150	.367	43	59	.729	117	3.4	81/1	52	79	18	47	1143	436	12.8
2009-10	32/32	176	406	.433	48	139	.345	58	81	.716	96	3.0	75/1	56	72	26	47	1050	458	14.3
2010-11	28/28	163	408	.400	42	140	.300	59	80	.738	102	3.6	63/1	83	89	13	35	999	427	15.3
Totals	124/94	571	1366	.418	162	460	.352	172	243	.708	368	3.0	287/4	246	294	70	152	3735	1476	11.9



JANET HUFF

1,455 Points


(1980-84)

Milwaukee, Wis.

Received the Big Ten Medal of Honor in 1984 for academic and athletic excellence ... earned spot on the team as a walk-on ... played three years with her sister Theresa ... first Badger named to the All-Big Ten team, earning first-team honors in 1984 ... set a then-UW single-season scoring record with 19.1 points per game in her senior season ... broke the UW single-season steals record with 90 in her sophomore season ... finished her career ranked first in career steals with 294 and steals per game with 2.49 as well as first in assists with 412 ... ranked second in field goals made (607) and field goals attempted (1,406) ... named team MVP in 1984

Career Statistics

Season	G/S	FG	FGA	PCT	3PT	3PTA	PCT	FT	FTA	PCT	REB	AVG	PF/D	A	TO	BL	ST	MIN	PTS	AVG
1980-81	30/0	69	175	.394	—	—	—	27	36	.750	73	2.4	62/2	77	62	3	48	---	165	5.5
1981-82	34/26	180	428	.421	—	—	—	72	109	.661	117	3.4	92/4	105	107	13	90	935	432	12.7
1982-83	27/25	141	327	.431	—	—	—	61	81	.753	79	2.9	86/3	120	92	8	76	806	343	12.7
1983-84	27/25	217	476	.456	—	—	—	81	102	.794	107	4.0	74/0	110	126	10	80	905	515	19.1
Totals	118/76	607	1406	.432	—	—	—	241	328	.735	376	3.2	314/9	412	387	34	294	2646	1455	12.3



MICHELE KOZELKA

1,427 Points

(1988-92)

Prairie du Chien, Wis.

Became starter her freshman year after walking on to the team ... set the single game record for free throw percentage, going 17-of-17 vs. Green Bay on Dec. 5, 1989 ... finished her career second at Wisconsin in career rebounds per game with 8.25 ... second in total rebounds with 916 ... first in free throws with 333 and free throw attempts with 451 ... earned honorable mention All-Big Ten honors all four seasons ... three-time Big Ten Player of the Week ... team MVP in 1990 and co-MVP in 1991 ... led the team in scoring in 1990 with 15.9 points per game ... three-time team rebounding leader

Career Statistics

Season	G/S	FG	FGA	PCT	3PT	3PTA	PCT	FT	FTA	PCT	REB	AVG	PF/D	A	TO	BL	ST	MIN	PTS	AVG
1988-89	27/18	118	255	.463	0	3	.000	74	100	.740	206	7.6	59/2	47	64	8	45	782	310	11.5
1989-90	28/28	163	332	.491	1	3	.333	118	147	.803	244	8.7	91/6	33	93	5	44	850	445	15.9
1990-91	28/28	140	326	.429	1	1	1.000	85	123	.691	260	9.3	74/2	38	62	6	63	823	366	13.1
1991-92	28/28	125	255	.490	0	3	.000	56	81	.691	206	7.4	57/0	48	66	10	52	862	306	10.9
Totals	111/102	546	1168	.467	2	10	.200	333	451	.738	916	8.3	281/10	166	285	29	204	3317	1427	12.9



CHRIS PRUITT

1,399 Points

(1981-85)

Chicago, Ill.

Named team co-MVP in 1985 ... led the Badgers in rebounding (6.4) and finished second in assists and scoring in her last season ... also shared the team's lead in rebounding as a junior (7.1) ... set a UW single game record with 16 made field goals against Bradley on Dec. 1, 1983 ... finished her career ranked second in career field goal attempts with 1,425 and third in rebounds with 685 ... tallied 12 career double-doubles

Career Statistics

Season	G/S	FG	FGA	PCT	3PT	3PTA	PCT	FT	FTA	PCT	REB	AVG	PF/D	A	TO	BL	ST	MIN	PTS	AVG
1981-82	33/24	145	328	.442	—	—	—	78	99	.788	158	4.8	101/5	109	130	18	60	918	368	11.2
1982-83	27/14	123	296	.416	—	—	—	45	99	.763	158	5.9	64/2	78	92	7	51	690	291	10.8
1983-84	28/27	188	423	.444	—	—	—	44	70	.629	197	7.0	75/4	93	81	21	55	924	420	15.0
1984-85	27/24	133	378	.352	—	—	—	54	70	.771	172	6.4	87/4	87	81	12	51	811	320	11.9
Totals	115/89	589	1425	.413	—	—	—	221	298	.742	685	6.0	327/15	367	384	58	217	3343	1399	12.2



TAYLOR WURTZ

1,367 Points

(2009-14)

Brandon, Wis.

2012 Third-Team All-Big Ten ... 2014 and 2012 honorable mention All-Big Ten ... 2014 and 2011 Big Ten Sportsmanship Award ... Big Ten Player of the Week, Jan. 6, 2014 ... three-time team captain ... two-time Big Ten Freshman of the Week ... earned two all-tournament honors ... ended her career rank third in 3-pointers made (206) and attempted (605) ... also ranked eighth in career double-doubles with 17

Career Statistics

Season	G/S	FG	FGA	PCT	3PT	3PTA	PCT	FT	FTA	PCT	REB	AVG	PF/D	A	TO	BL	ST	MIN	PTS	AVG
2009-10	32.0	75	176	.426	40	101	.396	18	31	.581	107	3.3	44	21	33	10	19	536	208	6.5
2010-11	31/31	88	249	.353	46	138	.333	34	51	.667	197	6.4	60	46	56	14	24	1034	256	8.3
2011-12	29/29	160	383	.418	69	183	.377	79	103	.767	219	7.6	40	57	72	5	37	1006	468	16.1
2012-13	5/5	23	63	.365	7	27	.259	10	12	.833	35	7.0	10	10	13	0	6	131	63	12.6
2013-14	29/29	132	364	.363	44	156	.282	64	84	.762	235	8.1	43	67	54	11	29	996	372	12.8
TOTAL	126/94	478	1235	.387	206	605	.340	205	281	.730	793	6.3	197	201	228	40	115	3703	1367	10.8



KEISHA ANDERSON

1,279 Points

(1994-97)

Racine, Wis.

Named District IV first-team honorable mention All-America in 1997 ... played for Team USA in the 1994 Jones Cup in Taiwan ... first-team All-Big Ten in 1997 and second-team All-Big Ten in 1995 and 1996 ... played in the Big Ten All-Star tour in Japan in 1995 ... set the record for most points in a single game with 45 against UC Santa Barbara on Nov. 30, 1996 ... set the single game record for steals with 14 against Cleveland State on Feb. 11, 1997 ... set UW single-season steals record with 124 and assists with 195 in 1995-96 ... led the team in scoring her senior year with 19.7 points per game ... holds the career records for steals per game with 3.85 and assists per game with 5.54 ... finished her career with a then-school record 327 steals ... ranks third in career assists with 471 ... ranks seventh in points per game with 15.00

Career Statistics

Season	G/S	FG	FGA	PCT	3PT	3PTA	PCT	FT	FTA	PCT	REB	AVG	PF/D	A	TO	BL	ST	MIN	PTS	AVG
1993-94	Redshirt season after transferring from Arizona																			
1994-95	29/29	147	345	.426	17	69	.246	69	100	.690	133	4.6	80/2	153	112	5	109	979	380	13.1
1995-96	29/29	138	330	.418	5	12	.417	87	117	.744	114	3.9	69/2	195	110	1	124	955	368	12.7
1996-97	27/26	217	430	.505	12	27	.444	85	119	.714	95	3.5	59/0	123	103	8	94	925	531	19.7
Totals	85/84	502	1105	.454	34	108	.315	241	336	.717	342	4.0	208/4	471	325	14	327	2859	1279	15.0



MORGAN PAIGE

1,230 Points

(2010-14)

Marion, Iowa

2013 Third-Team All-Big Ten ... two-time team captain ... three-time Academic All-Big Ten ... earned one all-tournament honor ... named the 2012 Athletic Board Scholar for having the highest GPA on the team ... ended her career ranked fourth in career free throw percentage at .821 ... also ranked fifth in 3-point attempts (528), tied for ninth in 3-pointers made (144) and eighth in free throws made (326)

Career Statistics

Season	G/S	FG	FGA	PCT	3PT	3PTA	PCT	FT	FTA	PCT	REB	AVG	PF/D	A	TO	BL	ST	MIN	PTS	AVG
2010-11	29/10	24	88	.273	12	55	.218	35	43	.814	23	0.8	30	19	34	3	6	416	95	3.3
2011-12	29/27	94	243	.387	42	128	.328	60	74	.811	44	1.5	60	36	75	2	18	818	290	10.0
2012-13	31/31	155	450	.344	56	209	.268	126	159	.792	45	1.5	62	45	91	2	26	1156	492	15.9
2013-14	29/29	107	312	.343	34	136	.250	105	121	.868	53	1.8	73	65	81	7	24	970	353	12.2
TOTAL	118/97	380	1093	.348	144	528	.273	326	397	.821	165	1.4	225	165	281	14	74	3360	1230	10.4



KELLEY PAULUS

1,123 Points
(1996-2000)
La Crosse, Wis.

One of two Badgers who participated in the Big Ten All-Star tour of Europe the summer of 1998 in Sweden and Denmark ... named AP state player of the year after her senior year of high school in 1996 ... named to the Big Ten All-Freshman Team in 1997 ... scored 1,000th point against Minnesota on Feb. 10, 2000 in her 109th game as a senior at UW

Career Statistics

Season	G/S	FG	FGA	PCT	3PT	3PTA	PCT	FT	FTA	PCT	REB	AVG	PF/D	A	TO	BL	ST	MIN	PTS	AVG
1996-97	27/8	79	180	.439	5	15	.333	40	56	.714	63	2.3	56/1	27	69	0	30	484	203	7.5
1997-98	31/9	111	257	.432	14	41	.341	53	84	.631	88	2.8	46/2	47	53	3	26	660	289	9.3
1998-99	31/18	117	297	.394	12	43	.279	56	75	.747	104	3.4	52/2	68	68	7	41	956	302	9.7
1999-00	30/27	114	288	.396	19	66	.288	82	109	.752	97	3.2	67/1	44	57	2	39	815	329	11.0
Totals	119/62	421	1022	.412	50	165	.303	231	324	.713	352	3.0	221/6	186	247	12	136	2915	1123	9.4



FAITH JOHNSON

1,120 Points
(1980-84)
Minneapolis, Minn.

Named team co-MVP in 1985 ... led the Badgers in scoring (11.9), assists (3.9) and steals (2.8) in her senior year ... ranks fifth in career steals with 260 and fifth in steals per game with 2.20 ... also ended her career ranked third in assists with 362 ... scored 1,000th point against Indiana on Feb. 8, 1985 in her 110th game as a senior at Wisconsin

Career Statistics

Season	G/S	FG	FGA	PCT	3PT	3PTA	PCT	FT	FTA	PCT	REB	AVG	PF/D	A	TO	BL	ST	MIN	PTS	AVG
1980-81	30/0	99	257	.385	—	—	—	42	70	.600	51	1.7	51/1	47	85	0	59	NA	240	8.0
1981-82	33/26	105	304	.345	—	—	—	50	76	.658	82	2.5	78/1	120	101	5	58	908	260	7.9
1982-83	27/24	123	295	.417	—	—	—	40	61	.656	94	3.5	60/4	86	83	1	65	841	286	10.6
1983-84	28/26	143	334	.428	—	—	—	48	85	.565	124	4.4	59/1	109	101	3	78	939	334	11.9
Totals	118/76	470	1190	.395	—	—	—	180	292	.616	351	3.0	248/7	362	370	9	260	2688	1120	9.5



LIN ZASTROW

1,053 Points

(2007-11)

Jefferson, Wis.

Named to 2011 All-Big Ten second team and All-Big Ten defensive team ... named to the 2008 Big Ten All-Freshman team ... team MVP in 2011 ... set the UW single-game record for field goal percentage, hitting 9-of-9 vs. Green Bay on Nov. 18, 2010 ... finished career seventh in career blocked shots at UW with 108 ... led the in blocks per game in 2009 (1.10) and 2011 (0.9) ... tied for ninth in games played, recording 122 ... posted five double-doubles ... scored a career-high 23 points against Michigan State on Feb. 3, 2011 ... three-time Academic All-Big Ten

Career Statistics

Season	G/S	FG	FGA	PCT	3PT	3PTA	PCT	FT	FTA	PCT	REB	AVG	PF/D	A	TO	BL	ST	MIN	PTS	AVG
2007-08	30/0	64	156	.410	7	18	.389	31	51	.608	131	4.4	55/0	22	37	25	11	539	166	5.5
2008-09	33/31	92	228	.404	11	40	.275	45	60	.750	152	4.6	105/3	46	56	36	28	917	240	7.3
2009-10	32/32	108	223	.484	0	5	.000	50	75	.667	152	4.8	98/5	46	49	24	22	878	266	8.3
2010-11	27/27	143	277	.516	9	19	.474	86	106	.811	168	6.2	50/0	61	46	23	11	926	381	14.1
Totals	122/90	407	884	.460	27	82	.329	212	292	.726	603	4.9	308/8	175	188	108	72	3260	1053	8.6



LINDA GOUGH

1,037 Points

(1977-81)

Elgin, Ill.

First UW women's basketball player to score 1,000 points ... scored 1,000th point against Iowa on Feb. 13, 1981 in her 97th game as a senior ... tied for first for most rebounds in a single game with 23 ... had 21 double-doubles in her career ... led the team in steals per game as a junior (1.9)

Career Statistics

Season	G/S	FG	FGA	PCT	3PT	3PTA	PCT	FT	FTA	PCT	REB	AVG	PF/D	A	TO	BL	ST	MIN	PTS	AVG
1977-78	22/0	84	229	.367	—	—	—	17	24	.708	127	5.8	78/7	0	43	0	0	—	185	8.4
1978-79	24/0	105	277	.379	—	—	—	27	41	.659	169	7.0	74/0	29	49	14	20	—	237	9.9
1979-80	27/0	162	401	.404	—	—	—	44	67	.657	217	8.0	88/0	66	73	0	52	—	368	13.6
1980-81	31/0	109	265	.411	—	—	—	29	46	.630	143	4.6	70/2	42	66	6	38	—	247	8.0
Totals	104/0	460	1172	.392	—	—	—	117	178	.657	656	6.3	310/9	137	231	20	110	—	1037	10.0



MYNETTE CLARK

1,008 Points

(1988-92)

Racine, Wis.

Named to the second-team All-Big Ten team in 1992 ... set a then-school season record with 182 3-point attempts her junior year ... set school record for 3-pointers made with 58 in 1990-91 ... finished career with most 3-point attempts in school history with 390 and a then-school record free throw percentage of .772 ... finished career first in 3-point goals made with 129 ... Big Ten Player of the Week, March 4, 1991 ... team MVP in 1991

Career Statistics

Season	G/S	FG	FGA	PCT	3PT	3PTA	PCT	FT	FTA	PCT	REB	AVG	PF/D	A	TO	BL	ST	MIN	PTS	AVG
1988-89	13/1	14	46	.304	6	19	.316	15	22	.682	13	1.0	16/0	14	31	1	5	171	49	3.8
1989-90	25/12	55	141	.390	16	48	.333	34	46	.739	57	2.3	65/5	42	68	4	18	419	160	6.4
1990-91	28/28	140	363	.386	58	182	.319	70	90	.778	149	5.3	99/3	91	121	9	52	834	408	14.6
1991-92	29/29	134	334	.401	49	141	.348	74	92	.804	120	4.1	72/3	93	139	16	66	870	391	13.5
Totals	95/70	343	884	.388	129	390	.331	193	250	.772	339	3.6	252/10	240	359	30	141	2294	1008	10.6

2,000-Point Scorer

Jolene Anderson is the all-time scoring leader of any UW basketball player (men's or women's) and surpassed the previous women's record of 1,994 and men's mark of 2,217 by the time she graduated in 2008. The 5-8 guard was the fastest female and tied the fastest male to reach 1,500 points as a junior in her 85th game. In her 57th career game, Anderson became the fastest male or female Badger player to earn 1,000 points.

	Total	Scorer	Games	Pos.	Yrs. Played	Scored 2,000th	Date and Opponent
1.	2,312	Jolene Anderson	123 games	G	2004-08	Sr./108th game	1/13/08 vs. Iowa

1,000-Point Scorers

	Total	Scorer	Games	Pos.	Yrs. Played	Scored 1,000th	Date and Opponent
1.	2,312	Jolene Anderson	123 games	G	2004-08	Jr./57th game	3/2/06 vs. Penn State
2.	1,994	Barb Franke	114 games	F/C	1991-96	Jr./90th game	12/7/95 vs. Western Illinois
3.	1,915	Jessie Stomski	123 games	F	1988-2002	Sr./100th game	12/11/01 vs. UW-Milwaukee
4.	1,901	Robin Threatt	114 games	G	1988-93	Sr./92nd game	12/15/92 vs. UW-Milwaukee
5.	1,879	Theresa Huff	118 games	F/C	1979-83	Sr./97th game	12/22/82 vs. Loyola-Chicago
6.	1,857	LaTonya Sims	124 games	F/G	1997-01	Sr./99th game	11/22/00 vs. Notre Dame
7.	1,662	Tamara Moore	124 games	G	1998-2002	Sr./114th game	1/30/02 vs. Iowa
8.	1,576	Katie Voigt	116 games	G	1993-98	Sr./112th game	2/20/98 vs. Illinois
9.	1,543	Ann Klapperich	113 games	F	1994-98	Sr./110th game	2/22/98 vs. Penn State
10.	1,512	Janese Banks	118 games	G	2004-08	Jr./81st game	3/02/08 vs. Iowa
11.	1,482	Lisa Bonnell	109 games	F/C	1984-88	Jr./86th game	12/9/87 vs. UW-Green Bay
12.	1,476	Alyssa Karel	124 games	G	2007-11	Jr./93rd game	3/5/10 vs. Purdue
13.	1,455	Janet Huff	118 games	G	1980-84	Sr./96th game	12/7/84 vs. Louisiana Tech
14.	1,427	Michele Kozelka	111 games	F	1988-92	Jr./74th game	2/3/91 vs. Ohio State
15.	1,367	Taylor Wurtz	126 games	G	2009-14	Sr./98th game	11/10/13 vs. Drake
16.	1,399	Chris Pruitt	115 games	G	1981-85	Jr./86th game	3/4/84 vs. Michigan State
17.	1,279	Keisha Anderson	85 games	G	1994-97	Sr./70th game	1/8/97 vs. Iowa
18.	1,230	Morgan Paige	118 games	G	2010-14	Sr./99th game	12/13/13 at Washington
19.	1,123	Kelley Paulus	119 games	G	1996-00	Sr./109th game	2/10/00 vs. Minnesota
20.	1,120	Faith Johnson	118 games	G	1980-85	Sr./110th game	2/8/85 vs. Indiana
21.	1,053	Lin Zastrow	122 games	F/C	2007-11	Sr./119th game	3/3/11 vs. Illinois
22.	1,037	Linda Gough	104 games	F	1977-81	Sr./97th game	2/13/81 vs. Iowa
23.	1,008	Mynette Clark	95 games	G	1988-92	Sr./94th game	3/11/92 vs. Ohio State

Most Valuable Players

The Badger women's basketball program achieved varsity status on July 1, 1974, and held its first games at the UW Field House during the 1974-75 season.


In the 34-year history of the program, five players have been named MVP three straight years: Theresa Huff, Milwaukee, Wis., 1980-83; Lisa Bonnell, Merrill, Wis., 1985-88; Robin Threatt, Cedar Rapids, Iowa, 1990-93; Barb Franke, Cedar Falls, Iowa, 1993-96; and Jolene Anderson, Port Wing, Wis., 2005-08.

Most Valuable Players


2012-13	None chosen		
2011-12	None chosen		
2010-11	Lin Zastrow	Sr.	Jefferson, Wis.
2009-10	Alyssa Karel	Jr.	St. Paul, Minn.
2008-09	Teah Gant	Jr.	Oswego, Ill.
2007-08	Jolene Anderson	Sr.	Port Wing, Wis.
2006-07	Jolene Anderson	Jr.	Port Wing, Wis.
2005-06	Jolene Anderson	So.	Port Wing, Wis.
2004-05	Stephanie Rich	Sr.	Crawfordsville, Iowa
2003-04	Stephanie Rich	Jr.	Crawfordsville, Iowa
2002-03	None chosen		
2001-02	Tamara Moore	Sr.	Minneapolis, Minn.
	Jessie Stomski	Sr.	Oakdale, Minn.
2000-01	Jessie Stomski	Jr.	Oakdale, Minn.
1999-00	Tamara Moore	So.	Minneapolis, Minn.
1998-99	LaTonya Sims	So.	Racine, Wis.
1997-98	Katie Voigt	Sr.	Woodruff, Wis.
1996-97	Keisha Anderson	Sr.	Racine, Wis.
1995-96	Barb Franke	Sr.	Cedar Falls, Wis.
1994-95	Barb Franke	Jr.	Cedar Falls, Wis.
1993-94	Barb Franke	So.	Cedar Falls, Wis.
1992-93	Robin Threatt	Sr.	Cedar Rapids, Iowa
1991-92	Robin Threatt	Jr.	Cedar Rapids, Iowa
1990-91	Michele Kozelka	Fr.	Prairie du Chien, Wis.
	Mynette Clark	Jr.	Racine, Wis.
	Robin Threatt	So.	Cedar Rapids, Iowa
	Lisa Lawrence	Sr.	Milwaukee, Wis.
1989-90	Michele Kozelka	So.	Prairie du Chien, Wis.
1988-89	Janetta Johnson	Fr.	Ann Arbor, Mich.
1987-88	Lisa Bonnell	Sr.	Merrill, Wis.
1986-87	Lisa Bonnell	Jr.	Merrill, Wis.
1985-86	Lisa Bonnell	So.	Merrill, Wis.
1984-85	Faith Johnson	Sr.	Minneapolis, Minn.
	Chris Pruitt	Sr.	Chicago, Ill.
1983-84	Megan Scott	Sr.	Platteville, Wis.
	Janet Huff	Sr.	Milwaukee, Wis.
1982-83	Theresa Huff	Sr.	Milwaukee, Wis.
1981-82	Theresa Huff	Jr.	Milwaukee, Wis.
1980-81	Theresa Huff	So.	Milwaukee, Wis.
1979-80	Ann Hall	So.	Brownsville, Wis.
1978-79	Kerry Karst	Fr.	Lincoln, Neb.
1977-78	Pam Moore	Fr.	Madison, Wis.



Pam Moore
F • 5-11
Madison, Wis.
1977-78



Kerry Karst
G • 5-11
Lincoln, Neb.
1978-79




Ann Hall
F • 5-11
Brownsville, Wis.
1979-80



Theresa Huff
F • 5-11
Milwaukee, Wis.
1981, 1982, 1983



Janet Huff
G • 5-8
Milwaukee, Wis.
1984



Megan Scott
F • 6-2
Platteville, Wis.
1984



Faith Johnson
G • 5-6
Minneapolis, Minn.
1985



Chris Pruitt
G • 5-9
Chicago, Ill.
1985



Lisa Bonnell
F • 5-11
Merrill, Wis.
1986, 1987, 1988



Janetta Johnson
C • 6-3
Ann Arbor, Mich.
1989



Michele Kozelka
C • 6-1
Prairie du Chien, Wis.
1990, 1991



Mynette Clark
G • 5-9
Milwaukee, Wis.
1991



Lisa Lawrence
F • 6-0
Milwaukee, Wis.
1991



Robin Threatt
G • 5-10
Cedar Rapids, Iowa
1991, 1992, 1993



Barb Franke
F • 6-2
Cedar Falls, Iowa
1994, 1995, 1996



Keisha Anderson
G • 5-7
Racine, Wis.
1997



Katie Voigt
G • 6-0
Woodruff, Wis.
1998



LaTonya Sims
F • 6-3
Racine, Wis.
1999



Tamara Moore
F • 6-0
Minneapolis, Minn.
2000, 2002



Jessie Stomski
F • 6-3
Oakdale, Minn.
2001, 2002



Stephanie Rich
G • 5-11
Crawfordsville, Iowa
2004, 2005



Jolene Anderson
G • 5-8
Port Wing, Wis.
2006, 2007, 2008



Teah Gant
G • 5-10
Oswego, Ill.
2009



Alyssa Karel
G • 5-7
St. Paul, Minn.
2010



Lin Zastrow
F/C • 6-4
Jefferson, Wis.
2011

Wisconsin Athletics Hall of Fame

Five former women basketball letterwinners have been inducted into the University of Wisconsin Athletics Hall of Fame. The Hall of Fame, begun in 1991 and located in front of the Camp Randall Memorial Sports Center, honors past UW athletes and staff.




Pam Moore
Madison, Wis.
Basketball 1977-78
Track 1978-82
Inducted 2006



Barb Franke
Cedar Falls, Iowa
Basketball 1991-96
Inducted 2005



Theresa Huff
Milwaukee, Wis.
Basketball 1979-83
Inducted 1998



Megan Scott
Platteville, Wis.
Basketball 1982-84
Volleyball 1983-84
Track 1984
Inducted 2008



Robin Threatt
Cedar Rapids, Iowa
Basketball 1989-93
Inducted 2009

Academic Honors

Academic All-Big Ten Honorees

Student-athletes who are letterwinners, maintain at least a 3.00 cumulative grade point average and are non-first year students receive All-Big Ten academic recognition. Wisconsin has had 61 student-athletes earn 123 honors since begun in 1986.

Emily Ashbaugh	Woodinville, Wash.	Genetics	2002, '03, '04
Kjersten Bakke	DeForest, Wis.	Biology	2005, '06
Janese Banks	Indianapolis	Legal Studies	2006, '07, '08
Amy Bauer	Durand, Wis.	Business	1990, '91
Nicole Bauman	New Berlin, Wis.	Business	2015
Kyle Black	Indianapolis, Ind.	Business	2001, '02
AnnMarie Brown	St. Peter, Minn.	Kinesiology	2013, '14, '15
Michele Burkholder	Janesville, Wis.	Industrial Engineering	1996, '97, '98
Karie Cattanach	Markesan, Wis.	Business	1995, '96
Tessa Cichy	Somerset, Wis.	Sociology/Gender and Women's Studies	2014, '15
Annie Crangle	Piedmont, Calif.	Pre-Journalism	2008
Rae Lin D'Alie	Waterford, Wis.	Psychology	2008
Judy Ebeling	Bloomington, Minn.	Business	1999, '00, '01
Kay Fredrickson	Durand, Wis.	Business	1989, '90, '91
Kim Fredrickson	Durand, Wis.	Business	1989, '90, '91
Teah Gant	Oswego, Ill.	Industrial Engineering	2008, '09, '10
Ebba Gebisa	West Lafayette, Ind.	Business	2003, '04, '05
Caitlin Gibson	Jefferson, Wis.	Elementary Education	2007, '08, '09
Margaret Gilmartin	Chicago, Ill.	Undeclared	2004
Jacki Gulczynski	Carol Stream, Ill.	Civil Engineering	2013, '14, '15
Leah Hefte	McFarland, Wis.	Elementary Education	2001, '02, '03
Brittany Heins	Postville, Wis.	Biology	2008
Sarah Ingison	Roseville, Minn.	Pre-Business	2008
Malayna Johnson	Bellwood, Ill.	Rehab Psychology	2015
Michala Johnson	Bellwood, Ill.	Educational Leadership/Policy Analysis	2015
Alyssa Karel	St. Paul, Minn.	Pre-Nursing	2009, '10, '11
Missy Konieczny	Portage, Wis.	Agricultural Journalism	2000
Michele Kozelka	Prairie du Chien, Wis.	Physical Education	1991, '92
Daria Kryuchkova	Moscow, Russia	Russian	2014
Lisa Lawrence	Milwaukee, Wis.	Accounting/Finance	1989, '90, '91
Jessica Liegel	Plain, Wis.	Spanish & Molecular Biology	2001, '02, '03
Emily Neal	Minneapolis, Minn.	Kinesiology	2010, '11
Annie Nelson	Hudson, Wis.	Agricultural Economics	2004, '05, '06
Erin Olson	Waukesha, Wis.	Secondary Education	2004
Morgan Paige	Marion, Iowa	Life Science Communications	2012, '13, '14
Dolly Rademaker	Thorp, Wis.	Physical Therapy	1992, '93, '94
Jenny Rhodes	Milwaukee, Wis.	Social Work	1997
Emily Richter	Cottage Grove, Wis.	Rehabilitative Psychology	1997, '98
Stacey Riemer	Chilton, Wis.	Landscape Architecture	1996, '97
Shelly Rucinski	Dousman, Wis.	Recreation Resource Management	1988
Erin Schmidt	Lodi, Wis.	Engineering Mechanics & Astronautics	2000
Kristi Seeger	Stoughton, Wis.	Kinesiology	2001, '02, '03
Peggy Shreve	Monroe, Wis.	Genetics	1991, '92, '93
Abby Simmons	Verona, Wis.	Kinesiology	2002, '03, '04
Tara Steinbauer	Bloomington, Minn.	Business	2009, '10, '11
Tiera Stephen	Dayton, Ohio	Consumer Affairs	2011
Jessie Stomski	Oakdale, Minn.	Journalism	2001, '02
Alana Trotter	Racine, Wis.	Biology (Pre-Medicine)	2009, '10
Carly Truesdale	San Antonio, Texas	Undeclared	2015
Katie Voigt	Woodruff, Wis.	Education	1995, '96, '98
Amy Wiersma	Randolph, Wis.	Social Welfare	1997, '98, '99
Tracy Winkler	Chilton, Wis.	Nutritional Science	1994, '95, '96
Jen Waterman	Wisconsin Dells, Wis.	Zoology	1991, '92, '93
Shari' Welton	Calumet City, Ill.	Journalism	2006
Jordan Wilson	Naperville, Ill.	Sociology	2004, '05, '06
Cindy Slovak	Chicago, Ill.	Wildlife Ecology	1986
Amy Wiersma	Randolph, Wis.	Social Work	1999
Jordan Wilson	Naperville, Ill.	Sociology	2006
Tracy Winkler	Chilton, Wis.	Nutritional Science	1994, '95, '96
Taylor Wurtz	Brandon, Wis.	Legal Studies/Sociology	2014
Lin Zastrow	Jefferson, Wis.	Business Management	2009, '10, '11

CoSIDA Academic All-America

The College Sports Information Directors of America (CoSIDA) Academic All-America program recognizes student-athletes for excellence in athletics and academics. Athletes must have a minimum cumulative grade point average of 3.30 and must be a starter or important reserve.

All-America

Alyssa Karel (third team)	Nursing	2011
---------------------------	---------	------

All-District

Kay Fredrickson	Business	1989
Alyssa Karel	Nursing	2009, '10, '11
Katie Voigt	Mathematics	1996

Athletic Board Scholars

Athletic Board Scholars are letter-winners who have completed at least three semesters and had the highest grade point in their respective sports. The honor, begun in 1986, is awarded annually by the UW Athletic Board.

Nicky Boucher	Art	1987
AnnMarie Brown	Kinesiology	2013, '14, '15
Kay Fredrickson	Business	1989
Ebba Gebisa	Business	2003, '04, '05
Caitlin Gibson	Elem. Education	2007
Sarah Ingison	Business	2008
Alyssa Karel	Nursing	2009, '10, '11
Jessica Liegel	Spanish	2001
Morgan Paige	Undeclared	2012
Dolly Rademaker	Physical Therapy	1993
Emily Richter	Rehab. Psych.	1997, '98
Shelly Rucinski	Rec. Resource Mgmt	1988
Erin Schmidt	Eng. Mech. & Astro.	2000
Peggy Shreve	Genetics	1990, '91, '92
Abby Simmons	Kinesiology	2002
Cindy Slovak	Wildlife Ecology	1986
Amy Wiersma	Social Work	1999
Jordan Wilson	Sociology	2006
Tracy Winkler	Nutri. Sci.	1994, '95, '96

Big Ten Distinguished Scholar

The award, begun by the Big Ten in 2009-10, is presented to student-athletes who have a cumulative grade point average of 3.7 or above.

Alyssa Karel	Nursing	2009, '10, '11
AnnMarie Brown	Kinesiology	2015

Big Ten Medal of Honor

The award is given annually at each Big Ten institution to the senior male and female student-athlete demonstrating proficiency in scholarship and athletics.

Janet Huff	Rec Res. Mgmt.	1984
Katie Voigt	Mathematics	1996

SingleGameRecords

Scoring

1. 45 Keisha Anderson at UC Santa Barbara, 11/30/96 (14 FG, 17 FT)
2. 42* Jolene Anderson at Iowa, 1/13/08 (13 FG, 13 FT)
3. 38 Barb Franke vs. Purdue, 1/26/96 (12 FG, 14 FT)
4. 37 Jolene Anderson at Cleveland State, 11/9/07 (13 FG, 9 FT)
5. 35 Ann Klapperich at Maine, 11/29/97 (16 FG, 3 FT)
- 35 Barb Franke vs. Green Bay, 12/13/95 (13 FG, 9 FT)
- 35 Barb Franke vs. Michigan State (BTT), 3/4/95 (15 FG, 5 FT)
- 35 Michele Kozelka vs. Illinois State, 12/30/90 (13 FG, 9 FT)
- 35 Lisa Bonnell at St. Peter's College, 1/3/88 (12 FG, 10 FT)
10. 34 Jessie Stomski vs. Ohio State, 2/12/99 (12 FG, 10 FT)
- 34 LaTonya Sims vs. UC Santa Barbara, 11/20/98 (14 FG, 1-3PT, 5 FT)
- 34 Barb Franke vs. Michigan State, 2/13/94 (11 FG, 1-3PT, 11 FT)
- 34 Robin Threatt at Northwestern, 1/24/93 (13 FG, 4-3PT, 4 FT)
14. 33 Morgan Paige vs. Penn State, 1/31/13 (11 FG, 5-3PT, 6 FT)
- 33 Robin Threatt at Southern Illinois, 12/30/92 (12 FG, 3-3PT, 6 FT)
- 33 Robin Threatt at Michigan, 2/14/92 (13 FG, 6 FT)
- 33 Chris Pruitt at Bradley, 12/1/83 (16 FG, 1 FT)
- 33 Marty Calden at UW-Stevens Point, 1/21/77 (13 FG, 7 FT)
19. 32 Michala Johnson at Northwestern, 1/18-14 (13 FG, 6 FT)
- 32 Jacki Gulczynski at Ohio State, 2/7/13 (12 FG, 2-3PT, 6 FT)
- 32 Keisha Anderson vs. Penn State, 12/27/96 (10 FG, 10 FT)
- 32 Barb Franke vs. Drake, 11/30/95 (13 FG, 6 FT)
- 32 Robin Threatt vs. Tennessee-Martin, 12/12/92 (14 FG, 1-3PT, 3 FT)
- 32 Janet Huff vs. Ohio State, 2/12/84 (13 FG, 6 FT)
- 32 Jessie Stomski vs. Penn State (BTT), 3/3/02 (13 FG, 6 FT)
26. 31 Nicole Bauman vs. Ohio State, 1/29/15 (11 FG, 8 3PT, 1 FT)
- 31 Alyssa Karel vs. Ohio State (BTT), 3/6/10 (10 FG, 5-3PT, 6 FT)
- 31 Barb Franke vs. Michigan, 2/26/95 (13 FG, 5 FT)
- 31 Lisa Bonnell at Minnesota, 1/10/88 (13 FG, 1-3PT, 2 FT)
30. 30 Jolene Anderson at Penn State, 2/3/08 (13 FG, 1 FT)
- 30 Jolene Anderson vs. Michigan, 1/17/08 (13 FG, 0 FT)
- 30 Jolene Anderson vs. Virginia (WNIT), 3/25/07 (10 FG, 2-3PT, 8 FT)
- 30 Jolene Anderson vs. Arkansas State (WNIT), 3/18/07 (13 FG, 2-3PT, 2 FT)
- 30 Robin Threatt at Iowa State, 11/24/91 (10 FG, 10 FT)
- 30 Janet Huff vs. Illinois-Chicago, 12/7/83 (14 FG, 2 FT)
- 30 Theresa Huff at Illinois, 1/9/83 (14 FG, 0 FT-)
- 30 Theresa Huff at Drake, 12/2/79 (15 FG, 0 FT)
- 30 Pam Moore vs. Northern Illinois, 1/17/78 (11 FG, 8 FT)
- 30 Pam Moore vs. Illinois State, 3/9/78 (13 FG, 4 FT)

Field Goals

1. 16 Ann Klapperich at Maine, 11/29/97
- 16 Chris Pruitt at Bradley, 12/1/83
3. 15 Theresa Huff at Drake, 12/2/79
- 15 Barb Franke vs. Michigan State (BTT), 3/4/95
5. 14 LaTonya Sims vs. UC Santa Barbara, 11/20/98
1. 14 Keisha Anderson at UC Santa Barbara, 11/30/96
- 14 Robin Threatt vs. Tennessee-Martin, 12/12/92
- 14 * Lisa Bonnell at Minnesota, 1/10/88
- 14 * Theresa Huff at Illinois, 1/9/83
- 14 Janet Huff vs. Illinois-Chicago, 12/7/83
- 14 Theresa Huff at Missouri, 2/20/81

Field Goal Attempts

1. 31 Alyssa Karel vs. Illinois, 3/3/11
2. 28* Barb Franke vs. Indiana, 2/23/96
3. 27 Jolene Anderson vs. Iowa, 1/13/08
- 27 Jolene Anderson vs. Indiana, 3/3/05
- 27 Theresa Huff vs. Indiana, 2/6/83
- 27 Theresa Huff vs. Michigan State, 1/14/83
- 27 Robin Threatt vs. Tennessee-Martin, 12/12/92
- 27 Linda Gough vs. Lincoln College, 2/2/80
- 27 Pam Moore vs. UW-Oshkosh, 1/31/78
10. 26 Jolene Anderson vs. Cleveland State, 11/9/07
- 26 Janet Huff vs. Ohio State, 2/12/84
- 26 Lisa Bonnell vs. Iowa, 1/8/88
- 26 Theresa Huff vs. Indiana State, 2/5/82

Field Goal Percentage (9 or more made)

1. 1.000 (9-9) Lin Zastrow at Green Bay, 11/18/10
2. .923 (12-13) Ann Klapperich vs. Marquette, 1/9/96
3. .917 (11-12)* Jessie Stomski vs. Illinois, 1/17/02
4. .900 (9-10) Michala Johnson vs. Green Bay, 12/30/13
5. .846 (11-13) Barb Franke vs. Western Michigan, 11/28/95
- .846 (11-13) Robin Threatt vs. Michigan State, 1/17/92
7. .833 (10-12) Barb Franke vs. Western Illinois, 11/28/93
- .833 (10-12) Faith Johnson vs. Indiana, 1/30/81
9. .818 (9-11) Rae Lin D'Alie vs. Penn State, 2/25/10
- .818 (9-11) Alyssa Karel vs. Purdue, 1/7/10
- .818 (9-11) Danielle Ward vs. Northwestern, 1/1/06

Three-Point Field Goals

1. 8* Nicole Bauman vs. Ohio State, 1/29/15
2. 7 Kyle Black vs. Holy Cross, 12/2/01
3. 6 Nicole Bauman at Penn State, 3/1/15
- 6 Nicole Bauman at Minnesota, 2/11/15
- 6 Jacki Gulczynski vs. Penn State, 1/6/15
- 6 Morgan Paige vs. Northwestern, 1/22/12
- 6 Morgan Paige at Iowa, 1/19/22
- 6 Stephanie Rich vs. Washington, 12/2/02
- 6 Katie Voigt vs. Mississippi, 12/19/97
- 6 Karie Cattanach vs. UC Irvine, 11/29/96
- 6 Katie Voigt vs. Michigan, 2/25/96
- 6 Robin Threatt vs. Creighton, 11/26/91

Three-Point Attempts

1. 13* Nicole Bauman vs. Ohio State, 1/29/15
- 13* Jolene Anderson vs. Indiana, 2/2/06
- 13 Stephanie Rich vs. Northern Illinois, 11/23/03
- 13* Lisa Bonnell vs. Iowa, 1/8/88
5. 12 Morgan Paige vs. Iowa, 1/10/13
- 12 Morgan Paige vs. Northwestern, 1/22/12
- 12 Jolene Anderson vs. Western Kentucky, 3/28/07
- 12 Jolene Anderson vs. Michigan State, 1/12/06
- 12 Stephanie Rich vs. Northwestern, 1/2/05
- 12 Katie Voigt vs. Michigan, 2/25/96
- 12 Ashley Josephson vs. Ohio State, 2/29/04
- 12 Kyle Black vs. Michigan State, 1/10/02

Three-Point Percentage (4 or more made)

1. 1.000 (5-5)* Alyssa Karel vs. Ohio State, 3/6/10
2. 1.000 (4-4) Jacki Gulczynski at Nebraska, 2/15/15
- 1.000 (4-4) Kyle Black vs. Michigan, 1/4/01
- 1.000 (4-4) Kyle Black vs. Illinois, 1/4/00
- 1.000 (4-4) Robin Threatt vs. Michigan State, 2/18/90
6. .833 (5-6) Kyle Black vs. Pittsburgh, 11/30/01
- .833 (5-6) Dolly Rademaker vs. Minnesota, 1/9/94
- .833 (5-6) Lisa Bonnell vs. Northwestern, 3/4/88
- .833 (5-6) Ashley Josephson vs. Iowa, 2/6/05
10. .800 (4-5) Jacki Gulczynski vs. Ohio State, 2/2/14
- .800 (4-5) Jacki Gulczynski at Michigan, 1/9/14
- .800 (4-5) Jolene Anderson vs. Iowa, 2/11/07
- .800 (4-5) Janese Banks vs. Northwestern, 2/18/08
- .800 (4-5) Tamara Moore vs. Minnesota, 2/3/00
- .800 (4-5) Karie Cattanach vs. Indiana, 1/3/95
- .800 (4-5) Shelly Rucinski vs. Iowa, 2/4/89
- .800 (4-5) Lisa Bonnell vs. Lake Superior State, 12/11/88
- .800 (4-5) Kyle Black vs. Memphis, 3/20/99
- .800 (4-5) Ashley Josephson vs. Indiana, 2/22/04

Free Throws

1. 17 Keisha Anderson vs. UC Santa Barbara, 11/30/96
- 17 Michele Kozelka vs. Green Bay, 12/5/89
3. 15* Jessie Stomski vs. Indiana, 1/21/01
4. 14 Barb Franke vs. Purdue, 1/26/96
5. 13 Morgan Paige at Alabama, 11/21/13
- 13 Jolene Anderson vs. Iowa, 1/13/08
- 13 LaTonya Sims vs. Minnesota, 2/3/00
- 13 Katie Voigt vs. Indiana, 1/9/98
- 13 Tracy Winkler vs. Toledo, 12/10/94
- 13 Barb Franke vs. Purdue, 2/6/94

Free Throw Attempts

1. 21* Jessie Stomski vs. Indiana, 1/21/01
2. 20 Barb Franke vs. Purdue, 1/26/96
3. 19 Barb Franke vs. Northern Iowa, 1/16/96
4. 17 Keisha Anderson vs. UC Santa Barbara, 11/30/96
- 17 Barb Franke vs. Ohio State, 1/28/94
- 17 Michele Kozelka vs. Green Bay, 12/5/89
7. 16 LaTonya Sims vs. Minnesota, 2/3/00
- 16 Barb Franke vs. Purdue, 2/6/94
- 16 Marty Calden vs. Northwestern, 1/22/77
10. 15 Barb Franke vs. Indiana, 12/29/95
- 15 DeLinda Hastie vs. Fairleigh Dickinson, 1/5/88

Free Throw Percentage (10 or more made)

1. 1.000 (17-17) Michele Kozelka vs. Green Bay, 12/5/89
- 1.000 (17-17) Keisha Anderson vs. UC Santa Barbara, 11/30/96
- 1.000 (13-13) Morgan Paige at Alabama, 11/21/13
- 1.000 (13-13)* Jolene Anderson vs. Iowa, 1/13/08
- 1.000 (11-11) Morgan Paige vs. Illinois, 2/26/12
- 1.000 (11-11) Morgan Paige vs. Ohio State, 1/20/13
- 1.000 (10-10) Morgan Paige vs. Illinois (BTT), 3/7/13
- 1.000 (10-10) Ebba Gebisa vs. Michigan, 1/30/05
- 1.000 (10-10) Jessie Stomski vs. Michigan, 1/20/00
- 1.000 (10-10) Ann Klapperich vs. Penn State, 1/28/96
- 1.000 (10-10) Camille Williams vs. Penn State, 2/28/93
- 1.000 (10-10) Camille Williams vs. Green Bay, 12/1/92

Consecutive Free Throws Made—Multiple Games

1. 29 Michele Kozelka Dec. 1, 1989–Dec. 12, 1989 (3 games)
2. 23 Morgan Paige Jan. 6, 2013 - Jan. 20, 2013 (5 games)
3. 22 Jacki Gulczynski Dec. 12, 2012–Jan. 20, 2013 (12 games)
4. 19 Jessie Stomski Jan. 16, 2000–Jan. 23, 2000 (3 games)

Rebounds

1. 23* Theresa Huff vs. Indiana, 2/11/83
- 23 Linda Gough vs. Lincoln College, 2/2/80
3. 20 Theresa Huff vs. Michigan, 12/6/80
4. 19 DeLinda Hastie vs. Green Bay, 12/9/88
- 19 Taylor Wurtz at Illinois, 1/3/14
6. 18 Jessie Stomski vs. Indiana, 2/8/01
- 18 Janetta Johnson vs. Northwestern, 2/10/89
- 18 Theresa Huff vs. Illinois-Chicago, 12/10/81
- 18 Theresa Huff vs. Loyola, 12/8/81
- 18 Theresa Huff vs. Northern Illinois, 12/2/81
- 18 Theresa Huff vs. Wichita State, 11/28/80
- 18 Ann Hall vs. UW-La Crosse, 2/20/80

Assists

1. 21 Amy Bauer vs. Detroit, 12/11/88
2. 16 Katie Voigt vs. Illinois-Chicago, 12/13/93
3. 14 Amy Bauer vs. Nebraska, 12/7/90
- 14* Karen O'Malley vs. Minnesota, 1/10/88
- 14 Faith Johnson vs. Eastern Illinois, 12/14/85
6. 13 Tamara Moore vs. Illinois, 1/25/01
- 13 DeeDee Pate vs. Memphis, 3/20/99
8. 12 Stephanie Rich vs. IPFW, 1/16/04
- 12 Stephanie Rich vs. Notre Dame, 12/4/03
- 12 Keisha Anderson vs. Western Illinois, 12/7/95
- 12 Amy Bauer vs. Indiana, 3/11/89
- 12 Janet Huff vs. Missouri, 3/20/81
- 12 Dot Whalen vs. UW-Oshkosh, 3/2/79
- 12 Tamara Moore vs. Minnesota, 2/21/02

Steals

1. 14 Keisha Anderson vs. Cleveland State, 2/11/97
2. 9* Tiera Stephen at Michigan, 1/13/13
- 9 Tamara Moore vs. Evansville, 12/14/00
- 9 Keisha Anderson vs. Western Illinois, 12/7/95
- 9 Robin Threath vs. Chicago State, 12/9/92
6. 8 Tiera Stephen vs. Milwaukee, 11/11/12
- 8 Tamara Moore vs. Ohio State, 1/16/00
8. 7 Jolene Anderson vs. Arkansas State, 3/18/07
- 7 Rae Lin D'Alie vs. Northwestern, 12/28/06
- 7 Tamara Moore vs. Michigan State, 1/10/02
- 7 Tamara Moore vs. Milwaukee, 1/16/01
- 7 Tamara Moore vs. Penn State, 2/6/00

Blocked Shots

1. 12* Janetta Johnson vs. Indiana, 1/6/89
- 12 Janetta Johnson vs. Detroit, 12/11/88
- 12 Janetta Johnson vs. Green Bay, 12/7/88
4. 11 Michelle Lowman vs. Iowa, 1/23/83
5. 10 Michelle Lowman vs. Illinois, 12/9/78
6. 9 Michelle Lowman vs. Purdue, 1/20/79
7. 8 Janetta Johnson vs. Illinois-Chicago, 1/30/89
- 8 Janetta Johnson vs. San Jose State, 11/27/88
- 8 Camilla Hudson vs. Ohio State, 1/18/87
- 8 Lisa Bonnell vs. Northern Iowa, 12/1/84

Turnovers

1. 11* Tamara Moore vs. Northwestern, 1/13/02
- 11 Tamara Moore vs. Missouri, 3/16/01
- 11 Keisha Anderson vs. Tennessee, 2/8/96
4. 10 Tamara Moore vs. Ohio State, 2/24/02
5. 9 Michala Johnson vs. Vanderbilt, 11/20/14
- 9 Michala Johnson at Northwestern, 1/18/14
- 9 Morgan Paige vs. Illinois, 2/3/13
- 9 Jolene Anderson vs. Michigan, 1/30/05
- 9 Ebba Gebisa vs. Illinois, 1/12/03
- 9 Kristi Seeger vs. Pepperdine, 11/30/02
- 9 Dee Dee Pate vs. Penn State, 1/29/99
- 9 Tamara Moore vs. Illinois, 12/30/98

Minutes

1. 50* Jacki Gulczynski at Ohio State, 2/7/13
2. 49 Keisha Anderson vs. Purdue, 1/26/92
- 49 Barb Franke vs. Purdue, 1/26/92
4. 48 Ashley Josephson at Kansas, 12/11/05
- 48 Janese Banks vs. Indiana, 3/3/05
6. 47 Morgan Paige at Ohio State, 2/7/13
- 47 Theresa Huff at Long Beach State, 12/30/82
- 47 Jessie Stomski at Michigan State, 1/10/02
9. 46 Alyssa Karel at Minnesota, 2/4/10
- 46 Jolene Anderson vs. Indiana, 3/3/05

*UW record in Big Ten Conference games

SingleGameHighs

Most Points

- 123 vs. Bradley, 12/5/82
- 115 vs. Milwaukee, 12/13/78
- 112 vs. Western Illinois, 12/13/91
- 108 vs. Milwaukee, 12/9/93
- 107 vs. Siena College, 3/14/99
- 106 vs. DePaul, 12/14/77
- 104 vs. Santa Clara, 12/16/04
- 103 vs. UC Santa Barbara, 11/20/98
- 103 vs. Cleveland State, 2/11/97
- 102 vs. Elon, 11/19/00
- 102 vs. Minnesota, 1/6/91

Most Points, One Half by UW

- 69 (2nd half) vs. Bradley, 12/5/82
(UW 123, Bradley 79)
- 62 (2nd half) vs. Siena, 3/14/99
(UW 107, Siena 85)
- 62 (2nd half) vs. Michigan, 2/8/91
(UW 101, Mich. 88)
- 61 (1st half) vs. Northwestern, 1/31/92
(UW 91, NU 89)
- 59 (2nd half) vs. Elon College, 11/19/00
(UW 102, EC 49)
- 58 (1st half) vs. Milwaukee, 12/13/78
(UW 115, UWM 50)
- 58 (1st half) vs. Bucknell, 12/2/89
(UW 98, BU 73)
- 57 (2nd half) vs. Milwaukee, 12/13/78
(UW 115, UWM 50)
- 57 (1st half) vs. Northern Illinois, 1/17/78
(UW 100, NIU 42)
- 56 (2nd half) vs. UC Santa Barbara, 11/30/96
(UW 100, UC SB 95)
- 56 (2nd half) vs. Illinois State, 3/9/78
(UW 92, ISU 81)
- 56 (1st half) vs. Western Illinois, 12/13/91
(UW 112, WIU 69)
- 56 (2nd half) vs. Western Illinois, 12/13/91
(UW 112, WIU 69)
- 56 (1st half) at Illinois Chicago, 12/13/93
(UW 101, UIC 72)
- 56 (1st half) vs. Cleveland State, 11/27/01
(UW 97, CSU 55)

Most Points Allowed

- 103 at Iowa, 2/25/07
- 103 at Indiana, 2/1/91
- 103 vs. Northwestern, 2/19/93
- 101 vs. Northwestern, 1/23/94
- 93 at Minnesota, 2/11/15
- 93 vs. Kansas, 11/21/10
- 92 vs. Minnesota, 1/20/02
- 91 vs. Iowa, 12/31/00
- 91 vs. Penn State, 1/29/99
- 91 vs. Santa Clara, 12/16/04

Most Points, One Half By Opponent

- 65 (2nd half) by Iowa, 12/31/00
(UW 94, Iowa 91)
- 60 (2nd half) by Northwestern, 1/23/94
(NU 101, UW 85)
- 60 (2nd half) by Penn State, 1/29/99
(PSU 91, UW 61)
- 59 (1st half) at Northwestern, 2/15/91
(NU 93, UW 72)
- 57 (1st half) by Penn State, 1/31/93
(PSU 90, UW 73)

- 56 (2nd half) by Iowa, 2/25/07
(Iowa 103, UW 93)
- 55 (2nd half) by Minnesota, 2/11/15"
(Minn 93, UW 82)
- 55 (1st half) by Indiana, 2/1/91
(Ind 103, UW 86)
- 55 (1st half) at Iowa, 3/12/85
(Iowa 98, UW 50)
- 55 (1st half) at Indiana, 2/1/90
(IU 103, UW 86)
- 55 (2nd half) at Ohio State, 1/28/94
(OSU 99, UW 90)

Largest Margin of Victory

- 65 vs. Milwaukee (115-50), 12/13/78
- 60 vs. Chicago State (95-35), 11/29/80
- 58 vs. Illinois-Chicago (90-32), 11/26/82
- 58 vs. Northern Illinois (100-42), 1/17/78
- 55 vs. Army (97-42), 1/16/82
- 54 vs. Northeastern Illinois (82-28), 1/19/82
- 53 vs. Elon College (102-49), 11/19/00
- 51 vs. Southern Mississippi (88-37), 12/1/06
- 51 vs. National College (88-37), 12/9/82
- 51 vs. DePaul (106-55), 12/14/77

Most Field Goals

- 52 vs. Bradley (52-87), 12/5/82
- 50 vs. Milwaukee (50-92), 12/13/78
- 46 vs. DePaul (46-108), 12/14/77
- 45 vs. Western Illinois (45-89), 12/13/91
- 43 vs. Bucknell (43-78), 12/2/89
- 43 vs. Purdue (43-81), 1/6/84
- 43 vs. Michigan (43-91), 1/16/83
- 43 vs. Purdue (43-81), 1/6/83
- 42 vs. UW-La Crosse (42-88), 1/29/82
- 41 vs. Cleveland State (41-78), 2/11/97
- 41 vs. Westmar (41-105), 12/3/77

Most Field Goal Attempts

- 108 vs. DePaul (46-108), 12/14/77
- 105 vs. Westmar (41-105), 12/3/77
- 102 vs. Northern Illinois (38-102), 1/17/78
- 99 vs. UW-Eau Claire (33-99), 12/10/77
- 92 vs. Milwaukee (50-92), 12/13/78
- 92 vs. UW-Oshkosh (35-92), 1/31/78
- 91 vs. Michigan (43-91), 1/16/83
- 91 vs. National College (39-91), 12/9/82
- 90 vs. Chicago State (43-90), 2/7/81
- 89 vs. Western Illinois (45-89), 12/13/91

Best Field Goal Percentage

- .621 vs. Milwaukee (41-66), 12/9/93
- .619 vs. Northern Illinois (26-42), 12/7/08
- .604 vs. Iowa (32-53), 12/31/00
- .604 at Ohio State (32-53), 1/16/00
- .604 at Ohio State (32-53), 1/28/94
- .598 vs. Bradley (52-87), 12/5/82
- .589 vs. Ohio State (33-56), 2/25/01
- .585 vs. Western Illinois (31-53), 11/29/94
- .583 vs. Michigan State (35-60), 1/12/96
- .579 vs. Michigan (33-57), 2/25/96
- .579 vs. Green Bay (22-38), 1/3/94

Most 3-Point Goals

- 12 vs. Northwestern, 2/22/15
- 12 vs. Ohio State, 1/29/15
- 12 at Ohio State, 2/6/12
- 11 vs. Iowa, 2/2/12
- 11 vs. Northwestern, 1/22/12
- 11 vs. Oral Roberts, 11/13/11
- 11 at Purdue, 12/30/10
- 11 vs. Michigan, 1/6/02
- 11 at Northwestern, 2/28/92
- 11 vs. Creighton, 11/26/91

Most 3-Point Attempts

- 33 at Michigan State, 1/10/02
- 31 vs. Iowa, 2/2/12
- 30 vs. Ohio State, 3/11/92
- 30 vs. Auburn, 11/29/91
- 29 vs. Northwestern, 2/22/15
- 29 vs. Oral Roberts, 11/13/11
- 29 vs. Montana, 3/18/92
- 28 vs. Minnesota, 3/6/14
- 28 vs. Creighton, 11/26/91
- 27 at Miami, 12/29/12
- 27 vs. Northwestern, 1/22/12
- 27 vs. Minnesota, 1/20/02
- 27 vs. Northwestern, 1/23/94
- 27 vs. Iowa, 1/7/94
- 27 vs. Michigan State, 1/11/91

Best 3-Point Percentage (9 or more made)

- .833 at Washington (10-12), 12/02/02
- .714 at Air Force (10-14), 11/10/06
- .692 vs. Air Force (9-13), 12/9/07
- .667 vs. Minnesota (10-15), 1/9/94
- .643 vs. Marquette (9-14), 12/6/14
- .643 vs. Penn State (9-14), 1/11/04
- .611 at Purdue (11-18), 12/30/10
- .600 vs. Marquette (9-15), 12/5/12
- .588 vs. Northwestern (10-17), 2/19/93
- .588 vs. Washington (10-17), 11/23/90

Most Free Throws

- 40 at Northern Iowa (40-57), 1/16/96
- 35 vs. DePaul (35-44), 3/19/00
- 34 vs. Purdue (34-46), 1/26/96
- 33 vs. Illinois (33-44), 2/19/99
- 32 vs. Michigan (32-33), 2/8/91
- 30 vs. Cleveland State (30-40), 1/20/05
- 30 vs. Oklahoma (30-41), 11/24/00
- 30 vs. Indiana State (30-38), 3/11/99
- 30 vs. Notre Dame (30-39), 12/8/97
- 30 vs. Marquette (30-44), 2/9/95

Most Free Throw Attempts

- 57 vs. Northern Iowa, 1/16/96
- 47 vs. UC Santa Barbara, 11/20/98
- 46 vs. Purdue, 1/26/96
- 45 vs. Toledo, 11/24/93
- 44 vs. DePaul, 3/19/00
- 44 vs. Illinois, 2/19/99
- 44 vs. Marquette, 2/9/95
- 42 vs. Minnesota, 2/5/89
- 41 vs. Oklahoma, 11/24/00
- 40 at Cleveland State, 11/9/07
- 40 vs. Cleveland State, 1/20/05
- 40 vs. Illinois, 2/20/98
- 40 vs. Ohio State, 1/28/94

Best Free Throw Percentage (14 or more atts.)

- 1.000 vs. Illinois (21-21), 3/7/13 (BTT)
- 1.000 vs. Western Kentucky (20-20), 3/28/07
- 1.000 vs. Arizona (17-17), 1/26/03
- 1.000 vs. Ohio State (15-15), 1/20/13
- 1.000 at Michigan State (14-14), 2/28/88
- .970 vs. Michigan (32-33), 2/8/91
- .952 vs. Michigan (20-21), 1/20/00
- .947 vs. Purdue (18-19), 3/2/07
- .941 vs. Illinois (16-17), 2/26/12
- .938 vs. Central Connecticut (15-16), 11/17/06

Most Rebounds

- 74 vs. Western Illinois, 1/13/82
- 69 vs. Illinois Chicago, 12/13/93
- 66 vs. Loyola, 12/5/00
- 65 vs. Nebraska, 12/7/90
- 65 vs. Michigan, 2/20/87
- 65 vs. UW/La Crosse, 1/29/82
- 64 vs. Chicago State, 2/7/81
- 63 vs. UW/Oshkosh, 1/31/78
- 63 vs. Princeton, 1/11/80
- 63 vs. Bradley, 12/5/82

Most Assists

- 34 vs. Milwaukee, 12/13/78
- 34 vs. Milwaukee, 12/13/78
- 33 vs. Bradley, 12/5/82
- 30 vs. Detroit, 12/11/98
- 30 vs. UIC, 12/13/93
- 28 vs. Illinois, 2/8/87
- 28 vs. UW-La Crosse, 1/29/82
- 28 vs. Drake, 12/2/79
- 27 vs. Illinois, 3/8/84
- 27 vs. Southern Connecticut, 1/13/80
- 27 vs. Yale, 1/7/80
- 27 vs. UW/Oshkosh, 1/16/79

Most Steals

- 27 vs. DePaul, 12/14/77
- 27 vs. UW-Eau Claire, 12/10/77
- 26 vs. Cleveland, 2/11/96
- 25 vs. National College, 12/9/82
- 24 vs. Northern Iowa, 12/3/96
- 24 vs. Western Illinois, 12/7/95
- 24 vs. Western Illinois, 12/13/91
- 24 vs. Gonzaga, 11/24/90
- 24 vs. UW-Stevens Point, 1/31/79
- 23 vs. Illinois, 12/29/96
- 23 vs. Notre Dame, 12/4/93
- 23 vs. Purdue, 1/6/84
- 23 vs. Northeastern Illinois, 1/19/82
- 23 vs. Army, 1/16/82

Most Blocked Shots

- 17 at Iowa, 1/23/83
- 16 vs. Detroit, 12/11/88
- 14 vs. Penn State, 1/6/15
- 14 vs. Illinois-Chicago, 12/11/85
- 13 vs. Marquette, 12/6/14
- 13 vs. Illinois-Chicago, 11/26/82
- 13 vs. National College, 3/11/82
- 13 vs. Purdue, 1/20/79
- 11 vs. Michigan State, 12/31/06
- 11 vs. Minnesota, 2/22/01
- 11 vs. CSU Long Beach, 12/30/82
- 11 vs. Northeastern Illinois, 1/19/82
- 11 vs. UW-Stevens Point, 2/22/78

Most Turnovers

- 42 vs. Penn State, 2/23/94
- 40 vs. Michigan State, 2/6/76
- 39 vs. Western Illinois, 11/28/93
- 39 vs. Purdue, 3/6/94
- 39 vs. UW-La Crosse, 2/15/79
- 37 at Pepperdine, 11/30/02
- 37 vs. Penn State, 1/29/99
- 37 vs. Illinois-Chicago, 2/1/80
- 37 vs. Northwestern, 1/23/80
- 36 vs. Illinois, 12/29/96
- 36 vs. Minnesota, 1/9/94
- 36 vs. Michigan State, 1/19/90
- 36 vs. Western Illinois, 11/24/85
- 36 vs. Northern Illinois, 12/2/81
- 36 vs. Purdue, 1/20/79

Most Personal Fouls

- 36 vs. UW-Stevens Point, 1/27/79
- 35 vs. Drake, 11/27/81
- 35 vs. Illinois, 12/7/74
- 34 vs. UW-Eau Claire, 3/2/78
- 33 at Purdue, 2/23/90
- 32 vs. Northwestern, 2/20/82
- 32 vs. Illinois-Chicago, 2/1/80
- 32 vs. UW-Oshkosh, 1/31/78
- 31 vs. Illinois, 12/30/97
- 31 vs. Santa Clara, 1/2/93
- 31 vs. Stanford, 11/25/88
- 31 vs. Ohio State, 2/9/86
- 31 vs. South Dakota, 11/30/80

Most Overtimes

- 2 UW 59 at Ohio State 65, 2/7/13
- 2 UW 76 at Minnesota 74, 2/4/10
- 2 UW 71 vs. Milwaukee 69, 12/2/08
- 2 UW 87 at Kansas 90, 12/11/05
- 2 UW 75 vs. Indiana 74, 3/3/05
- 2 UW 86 at Michigan State 78, 1/10/02
- 2 UW 98 vs. Purdue 95, 1/26/96
- 2 UW 62 at Long Beach State 66, 12/30/82

Biggest Comebacks

- 20 UW (69) at Michigan (67), 2/28/08
Down 38-18 at 17:32 in 2nd half
UW (89) at Northwestern (86) OT 3/9/85
Down 72-52 at 7:39 in 2nd half
- 16 UW (71) at Minnesota (63), 1/20/11
Down 34-18 at 5:06 in 1st half
16 UW 65) vs. Green Bay (61)^{OT}, 12/30/13
Down 27/11 at 3:21 in 1st half
- 12 UW (70) at Illinois (67), 1/8/12
Down 22-10 at 11:30 in 1st half
12 UW (68) vs. Michigan (66), 2/17/11
Down 12 at 15:16 in 2nd half

SingleGameLows

Fewest Points Scored

- 28 vs. Illinois State, 12/5/75
- 29 vs. Indiana, 12/7/74
- 30 vs. UW-La Crosse, 2/11/76
- 32 at UW0La Crosse, 2/8/75
- 32 at UW-La Crosse, 1/31/76
- 32 at Iowa, 1/26/85
- 33 at Illinois, 2/6/76
- 33 vs. Michigan, 2/7/76
- 35 at UW-Stevens Point, 2/16/76
- 36 at Iowa, 3/8/92

Largest Margin of Loss

- 72 vs. UW-La Crosse (30-102), 2/11/76
- 60 vs. Illinois State (28-88), 12/5/75
- 54 vs. Indiana (29-83), 12/7/74
- 51 vs. Michigan (33-84), 2/7/76
- 50 at UW-Stevens Point (35-85), 2/16/76
- 49 at UW-La Crosse (32-81), 1/31/76
- 48 at #10 Purdue (45-93), 3/6/94
- 48 at #2 Iowa (50-98), 3/12/88
- 44 vs. Illinois (33-77), 2/6/76
- 42 at UW-La Crosse (50-92), 1/28/77
- 42 vs. Illinois State (59-101), 12/12/75

Fewest Points, One Half by UW

- 10 (1st half) at Green Bay, 12/23/13 L, 38-53
- 11 (1st half) at Northwestern, 1/1/15 L, 46-68
- 11 (1st half) at Iowa, 2/17/11 L, 59-44
- 11 (1st half) vs. Michigan St, 2/6/76 L, 77-46
- 13 (2nd half) at Oklahoma St, 12/5/10 L, 50-42
- 13 (2nd half) at Iowa, 1/26/86 L, 68-32
- 15 (2nd half) vs. Green Bay, 12/23/11 L, 65-49
- 15 (1st half) vs. Illinois State, 11/17/84 L, 57-46
- 16 (1st half) vs. Minnesota, 2/12/14 L, 50-63
- 16 (2nd half) vs. UI Chicago, 1/19/78 L, 65-49
- 16 (1st half) at Miami, 12/29/12 L, 44-67

Fewest Field Goals

- 11 at Indiana, 1/8/04
- 12 vs. Northwestern, 2/1/01
- 12 at Iowa, 1/26/85
- 13 vs. South Carolina, 11/27/14
- 13 at Penn State, 2/17/05
- 13 at Green Bay, 12/23/12
- 14 vs. Minnesota, 3/1/12
- 14 vs. Minnesota, 1/9/11
- 14 at Northern Illinois, 11/22/02
- 14 at Iowa, 3/8/92
- 14 at Minnesota, 3/5/87

Fewest Field Goal Attempts

- 35 at Miami, 12/4/14
- 36 vs. Green Bay, 12/5/89
- 39 vs. Purdue, 1/09/03
- 39 at Ohio State, 1/18/98
- 40 Minnesota, 1/9/11
- 42 at Green Bay, 11/18/10
- 42 vs. Rutgers, 11/27/99
- 42 Penn State, 1/31/13
- 43 vs. Illinois, 1/17/10
- 43 vs. Michigan, 2/2/03
- 43 at Green Bay, 12/23/12

Lowest Field Goal Percentage

- .215 at Michigan (14-65), 2/7/76
- .222 at Minnesota (14-63), 3/5/87
- .228 at Penn State (13-57), 2/17/05
- .239 at Indiana (11-46), 1/8/04
- .241 at Miami (14-58), 12/19/12
- .250 at Iowa (12-48), 1/26/85
- .254 at Ohio State (17-67), 2/27/11
- .255 vs. Ohio State (13-51), 1/08/09

- .258 vs. Ohio State (17-66), 2/9/86
- .259 at Northwestern (15-58), 1/1/15
- .259 at Northern Illinois (14-54), 11/22/02

Fewest 3-Point Goals

- 0 23 times
(MR vs. Ohio State, 1/2/04)

Fewest 3-Point Attempts

- 0 vs. Chicago State, 1/2/90
- 0 vs. Green Bay, 12/5/89
- 0 vs. Valparaiso, 12/13/88
- 0 vs. Loyola, 2/8/88
- 1 vs. Michigan State, 2/7/99
- 1 at Ohio State, 1/18/98
- 1 vs. San Jose State, 11/27/88
- 1 at Green Bay, 12/7/88
- 1 vs. Detroit, 12/11/88
- 1 vs. Michigan, 1/22/89

Lowest 3-Point Percentage

- .000 vs. Michigan State (0-12), 3/17/99
- .000 vs. Ohio State (0-10), 1/2/04
- .000 vs. Texas Tech (0-8), 12/5/98
- .000 at Green Bay (0-7), 12/7/94
- .000 at Indiana (0-7), 1/10/92
- .000 vs. Indiana (0-6), 1/10/99
- .000 vs. Green Bay (0-6), 12/1/92
- .000 vs. Ohio State (0-5), 3/8/89
- .000 vs. Iowa (0-4), 1/3/99
- .000 at Michigan (0-4), 1/24/97
- .000 vs. Chicago State (0-4), 1/3/89
- .000 at Iowa (0-4), 2/2/90
- .000 at Purdue (0-4), 1/15/89

Fewest Free Throws Made

- 0 at Ohio State, 2/6/12
- 0 vs. Iowa (0-4), 1/22/84
- 1 at Utah (1-2), 11/30/91
- 1 vs. Indiana (1-4), 2/7/86
- 2 Marquette, 11/24/10
- 2 at Oklahoma State, 12/5/10
- 2 at Michigan, 1/16/11
- 2 vs. Northwestern (2-7), 2/9/90
- 2 vs. Illinois State (2-5), 11/17/84
- 2 at Drake (2-7), 1/18/82

Fewest Free Throw Attempts

- 1 at Ohio State, 2/6/12
- 2 vs. Utah (1-2), 11/30/91
- 2 vs. Indiana (2-2), 2/17/79
- 3 at Michigan, 1/16/11
- 4 at Oklahoma State, 12/5/10
- 4 at Virginia, 11/30/07
- 4 at Purdue, 12/28/07
- 4 vs. Ohio State (3-4), 3/8/89
- 4 vs. Indiana (1-4), 2/7/86
- 4 vs. Iowa (0-4), 1/22/84

Lowest Free Throw Percentage (14 or more atts.)

- .286 vs. Iowa (4-14), 1/19/06
- .333 vs. Eastern Kentucky (7-21), 11/27/83
- .333 vs. South Dakota State (5-15), 11/17/08
- .333 vs. Minnesota (6-18), 1/17/81
- .348 vs. Illinois (8-23), 2/14/88
- .363 vs. Oklahoma State (8-22), 12/11/92
- .375 vs. UCF (6-16), 11/28/08
- .381 vs. Green Bay (8-21), 12/11/07
- .389 at Indiana (7-18), 2/11/83
- .400 vs. Marquette (6-15), 12/3/98
- .400 at Santa Clara (6-15), 1/2/93
- .400 at Detroit (6-15), 12/11/88

Fewest Rebounds

- 17 vs. Rutgers, 1/17/99
- 19 at Iowa, 1/19/12
- 20 vs. Michigan, 2/2/86
- 21 vs. Michigan State, 2/16/12
- 21 at Michigan State, 1/6/11
- 22 at Iowa, 2/19/09
- 22 vs. Ohio State, 2/25/01
- 23 vs. Canisius, 11/23/08
- 23 vs. Purdue, 1/24/99
- 23 vs. Iowa, 3/4/90
- 23 vs. Iowa, 1/22/84

Fewest Assists

- 3 at Marquette, 12/7/13
- 4 at Wyoming, 12/15/10
- 4 at Michigan State, 1/14/10
- 4 at Illinois, 2/14/88
- 4 vs. Oregon, 11/18/00
- 4 vs. Florida State, 12/4/87
- 5 at Indiana, 1/11/15
- 5 vs. Gonzaga, 12/10/13
- 5 at Colorado, 11/26/11
- 5 at Nebraska, 2/19/12
- 5 vs. Minnesota, 1/6/05
- 5 at Indiana, 1/8/04
- 5 at Indiana, 1/6/89
- 5 at Ohio State, 1/8/89
- 5 at Ohio State, 2/13/87

Fewest Steals

- 0 at Oklahoma State, 12/5/10
- 0 at Stanford, 11/25/88
- 1 vs. South Carolina, 11/27/14
- 1 vs. Mercer, 11/29/13
- 1 at Penn State, 2/16/14
- 1 vs. Oral Roberts, 11/13/11
- 1 vs. Portland State, 11/27/09
- 1 at Indiana, 1/24/03
- 1 at Purdue, 1/29/04
- 2 11x; MR vs. Butler, 3/16/11

Fewest Blocks

- 0 Numerous times
MR at Green Bay, 12/13/14

Fewest Turnovers

- 5 vs. Penn State, 1/24/08
- 5 vs. Illinois, 1/19/09
- 6 vs. Illinois, 1/23/11
- 6 at Milwaukee, 11/14/13
- 7 vs. Ohio State, 3/6/10
- 7 at Milwaukee, 11/19/09
- 7 vs. Minnesota, 1/28/07
- 7 vs. Minnesota, 2/22/01
- 8 vs. Illinois State, 11/16/14
- 8 vs. Minnesota, 2/19/06
- 8 vs. Penn State, 3/2/06
- 8 vs. William & Mary, 11/14/10
- 8 vs. Michigan, 2/19/11

Fewest Fouls

- 3 vs. Indiana, 2/10/13
- 5 vs. Ohio State, 1/16/04
- 5 at Western Illinois, 12/7/95
- 7 vs. Robert Morris, 12/15/09
- 7 at Drake, 12/9/10
- 8 vs. Boston College, 12/5/13
- 8 vs. Washington State, 11/18/11
- 8 vs. Michigan State, 3/13/00
- 8 vs. Michigan State, 1/15/93
- 8 vs. Iowa, 1/27/85

OpponentSingleGameLows

good through 1990-91

Fewest Points Scored

- 27 by Northern Illinois, 1-23-75
- 28 by Northeastern Illinois, 1-19-82
- 32 by Illinois-Chicago, 11-26-82
- 32 at Saint Louis, 11-12-10
- 35 by Northwestern, 2-1-01
- 35 by Milwaukee, 2-16-78
- 37 by Southern Mississippi, 12-1-06
- 37 by National College, 12-9-82
- 38 by SIU Edwardsville, 12-13-09
- 38 at Illinois, 1-1-09
- 38 by Hampton, 11-28-03
- 38 by Green Bay, 1-11-75
- 38 vs. William & Mary, 11-14-10

Fewest Points in a half

- 9 (1st half) by Northern Illinois, 1-23-75 W, 42-27
- 10 (1st half) by Northwestern, 2-1-01 W, 70-35
- 11 (1st half) by Illinois-Chicago, 11/26/82 W, 90-32
- 13 (1st half) by Penn State, 2/25/10 W, 71-39
- 13 (1st half) by NE Illinois, 1/19/82 W, 82-28
- 14 (2nd half) by Michigan, 1/4/01 W, 85-52
- 14 (1st half) by National Coll, 12/9/82 W, 88-37
- 15 (2nd half) by NE Illinois, 1/19/82 W, 82-28
- 15 (1st half) by Wash. State, 11/18/12 W, 52-44
- 15 (2nd half) vs. Southern Miss, 12/1/06 W, 88-37

Fewest Field Goals

- 11 at Saint Louis, 11/12/10
- 12 at Penn State, 2/25/10
- 12 vs. Northwestern, 2/1/01
- 13 vs. North Dakota, 11/15/09
- 13 vs. Cal State Fullerton, 11/29/09
- 13 at Oklahoma State, 12/5/10
- 13 vs. Marquette, 12/13/08
- 13 at Illinois, 1/1/09
- 13 vs. Milwaukee, 11/20/06
- 14 by Drake, 11/10/13

Fewest Field Goal Attempts

- 33 vs. Canisius, 11/23/08
- 39 vs. Green Bay, 12/11/07
- 39 vs. Milwaukee, 11/20/06
- 40 vs. Purdue, 1/29/09
- 40 vs. Western Illinois, 12/23/05
- 41 vs. Green Bay, 11/24/09
- 41 vs. Northwestern, 1/31/10
- 44 vs. Indiana, 2/2/06
- 45 at Northwestern, 2/18/08
- 45 vs. Minnesota, 1/6/05

Lowest Field Goal Percentage

- .208 (11-53) at Saint Louis, 11/12/10
- .227 (17-72) by Alabama, 12/1/12
- .227 (15-66) vs. Hampton, 11/28/03
- .228 (13-57) at Oklahoma State, 12/5/10
- .232 (13-56) vs. Marquette, 12/13/08
- .257 (18-70) vs. Fairfield, 3/15/00
- .258 (16-62) vs. Indiana State, 3/11/99
- .259 (14-54) by Drake, 11/10/13
- .261 (12-46) vs. Northwestern, 2/1/01
- .263 (15-57) at Indiana, 1/28/10

Fewest 3-Point Goals

- 0 Numerous times
- MR by Northern Illinois, 11/17/13

Fewest 3-Point Attempts

- 1 vs. UC Irvine, 11/29/96
- 1 at Iowa, 3/8/92
- 2 vs. UCF, 11/28/08
- 2 at Minnesota, 2/22/01
- 2 at Iowa, 1/8/93
- 3 vs. Boston College, 12/30/03
- 3 vs. Michigan State, 1/12/96
- 3 at Illinois, 1/22/93
- 3 at Illinois, 2/24/92
- 4 at Illinois, 1/16/05

Lowest Three-Point Percentage (min. 7 att.)

- .000 (0-15) vs. Marquette, 12/8/99
- .000 (0-11) by Saint Louis, 11/12/10
- .000 (0-10) at UNLV, 11/25/06
- .000 (0-10) vs. Purdue, 1/9/03
- .000 (0-8) by Washington State, 11/18/12
- .000 (0-8) at Purdue, 2/3/02
- .000 (0-8) at Michigan, 2/25/96
- .000 (0-7) vs. Penn State, 2/16/06
- .000 (0-7) at Iowa, 2/13/98
- .000 (0-7) vs. Tennessee, 2/8/96

Fewest Free Throws Made

- 0 by Indiana, 2-10-13
- 0 at Western Illinois, 12/7/95
- 1 vs. Minnesota, 1/4/15
- 1 by Nebraska, 2/5/14
- 1 vs. Michigan State, 1/17/92
- 2 vs. Central Connecticut State, 11/17/06
- 2 vs. Southern Mississippi, 12/1/06
- 2 vs. Siena, 3/14/99
- 3 by UIC, 12/21/13
- 3 vs. Ohio State, 1/16/03
- 3 vs. Indiana, 1/3/02
- 3 vs. Michigan State, 3/22/00

Fewest Free Throw Attempts

- 2 by Indiana, 2-10-13
- 2 at Western Illinois, 12/7/95
- 4 vs. Central Connecticut State, 11/17/06
- 4 vs. Southern Mississippi, 12/1/06
- 4 vs. Ohio State, 1/16/03
- 5 at Illinois, 1/3/14
- 5 by Nebraska, 2/5/14
- 5 vs. Milwaukee, 12/12/10
- 6 vs. Illinois, 1/15/06
- 6 vs. Indiana, 3/4/04
- 6 at Ohio State, 3/9/03
- 6 vs. Missouri, 3/16/01
- 6 vs. Michigan State, 3/22/00
- 6 (2x in 1998-99)

Lowest Free Throw Percentage (12 or more atts.)

- .125 (1-8) vs. Minnesota, 1/4/15
- .385 (5-13) vs. Indiana, 3/3/05
- .412 (7-17) vs. Ohio State, 1/18/07
- .417 (5-12) vs. Florida, 11/25/01
- .429 (6-14) vs. Michigan, 1/10/10
- .429 (9-21) at Marquette, 12/11/09
- .429 (6-14) vs. Ohio State, 1/23/00
- .435 (10-23) vs. North Dakota, 11/15/09
- .440 (11-25) at Indiana, 1/24/03
- .444 (8-18) at Indiana, 2/6/11
- .444 (8-18) vs. Indiana, 2/20/08

Fewest Rebounds

- 17 vs. Southern Illinois, 11/22/04
- 20 vs. Southern Mississippi, 12/1/06
- 21 at Green Bay, 12/10/08
- 21 vs. Illinois, 1/19/03
- 22 vs. Ohio State, 2/25/01
- 23 vs. Milwaukee, 12/12/10
- 23 vs. Illinois-Chicago, 12/7/06
- 23 vs. Michigan State, 1/8/99
- 24 vs. Cleveland State, 11/22/09
- 24 vs. Canisius, 11/23/08
- 24 vs. Indiana, 2/10/08
- 24 vs. Eastern Illinois, 12/10/02
- 24 vs. Indiana, 2/20/00

Fewest Assists

- 4 vs. Penn State, 2/16/06
- 5 by Washington State, 11-18-12
- 5 at Oklahoma State, 12/5/10
- 5 at Indiana, 2/6/11
- 5 vs. Baylor, 11/29/08
- 5 vs. Marquette, 12/13/08
- 5 at Minnesota, 2/23/08
- 5 vs. Milwaukee, 11/20/06
- 5 at Illinois, 2/26/04
- 5 at Iowa, 1/8/93

Fewest Steals

- 1 vs. Illinois, 1/23/11
- 2 vs. Illinois, 3/3/11
- 2 at Milwaukee, 11/14/13
- 2 vs. Milwaukee, 11/20/06
- 2 vs. Minnesota, 1/28/07
- 2 vs. IUPUI, 11/29/04
- 2 at Southern Illinois, 12/30/92
- 3 Numerous times
- MR vs. Marquette, 12/6/14

Fewest Blocks

- 0 Numerous times
- MR at Drake, 11/23/14

Fewest Turnovers

- 3 vs. Portland State, 11/27/09
- 5 vs. Mercer, 11/29/13
- 5 vs. Ohio State, 2/29/04
- 6 vs. Michigan, 1/23/98
- 7 vs. Nebraska, 1/22/15
- 7 at Indiana, 2/8/14
- 7 at Penn State, 2/16/14
- 7 at Purdue, 1/29/04
- 8 vs. Michigan, 2/19/11
- 8 by Eastern Illinois, 12/15/12
- 8 by Ohio State, 2/7/13
- 8 vs. Villanova, 3/22/08

Fewest Fouls

- 6 at Purdue, 12/29/05
- 7 by Eastern Illinois, 12-15-12
- 7 at Michigan, 2/1/09
- 7 at Ohio State, 2/26/09
- 8 at Virginia, 11/30/07
- 9 by Gonzaga, 11-16-12
- 9 by Evansville, 11-25-12
- 9 at Iowa, 2/16/11
- 9 vs. Michigan, 2/19/11
- 9 vs. Illinois, 3/6/08
- 9 vs. Purdue, 2/18/07

OvertimeGames

Big Ten Overtime Record: 9-21

L UW 83 vs. Northwestern 86, OT, 2/22/15
 L UW 73 vs. Northwestern 77, OT, 3/2/14
 L UW 70 vs. Nebraska 71, OT, 2/5/14
 L UW 59 at Ohio State 65, 2OT, 2/7/13
 L UW 57 vs. Iowa 69, OT, 1/19/12
 L UW 70 vs. Michigan State 73, OT, 2/3/11
 L UW 60 vs. Iowa 68, OT, 2/28/10
 W UW 76 at Minnesota 74, 2OT, 2/4/10
 L UW 61 vs. Indiana 67, OT, 2/16/09
 L UW 56 at Penn State 58, OT, 1/22/09
 L UW 73 vs. Michigan 79, OT, 1/17/08
 L UW 74 vs. Iowa 78, OT, 1/13/08
 L UW 79 vs. Purdue 92, OT, 3/2/07 *
 L UW 75 vs. Indiana 74, 2OT 3/3/05 *
 L UW 82 vs. Iowa 87, OT, 2/12/04
 W UW 86 vs. Michigan State 78, 2OT, 1/10/02
 L UW 79 at Indiana 83, OT, 2/8/01
 L UW 63 at Indiana 70, OT, 1/24/02
 L UW 70 at Purdue 75, OT, 1/28/01
 W UW 82 vs. Illinois 78, OT, 2/19/99
 W UW 83 vs. Ohio State 79, OT, 2/12/99
 W UW 73 vs. Michigan State 68, OT, 2/7/99
 L UW 71 vs. Penn State 73, OT, 2/5/99
 W UW 98 vs. Purdue 95, 2OT, 1/26/96
 W UW 79 vs. Minnesota 78, OT, 2/5/95
 L UW 76 at Ohio State 81, OT, 2/3/91
 L UW 76 at Iowa 85, OT, 3/9/91
 L UW 75 at Illinois 81, OT, 1/27/89
 W UW 48 at Indiana 46, OT, 2/15/87
 W UW 89 vs. Northwestern 86, OT, 3/9/85

Big Ten Double Overtime Record: 3-1

L UW 59 at Ohio State 65, 2OT, 2/7/13
 W UW 76 at Minnesota 74, 2OT, 2/4/10
 W UW 86 vs. Michigan State 78, 2OT, 1/10/02
 W UW 98 vs. Purdue 95, 2OT, 1/26/96

Program Overtime Record: 28-32

L UW 83 vs. Northwestern 86, OT, 2/22/15
 L UW 68 vs. Minnesota 74, OT, 3/6/14 *
 L UW 73 vs. Northwestern 77, OT, 3/2/14
 L UW 70 vs. Nebraska 71, OT, 2/5/14
 W UW 76 at Illinois 64, OT, 1/3/14
 W UW 65 vs. Green Bay 61, OT, 12/30/13
 W UW 82 vs. Florida Atlantic 73, OT, 12/10/12
 L UW 59 at Ohio State 65, 2OT, 2/7/13
 L UW 57 vs. Iowa 69, OT, 1/19/12
 L UW 70 vs. Michigan State 73, OT, 2/3/11
 W UW 63 at Wyoming 59, OT, 12/15/10
 L UW 86 vs. Kansas 93, OT, 11/21/10
 L UW 60 vs. Iowa 68, OT, 2/28/10
 W UW 76 at Minnesota 74, 2OT, 2/4/10
 L UW 61 vs. Indiana 67, OT, 2/16/09
 L UW 56 at Penn State 58, OT, 1/22/09
 W UW 71 vs. Milwaukee 69, 2OT, 12/2/08
 L UW 73 vs. Michigan 79, OT, 1/17/08
 L UW 74 vs. Iowa 78, OT, 1/13/08
 L UW 66 vs. Wyoming 67, OT, 11/20/07
 L UW 79 vs. Purdue 92, OT, 3/2/07 *
 L UW 87 at Kansas 90, 2OT, 12/11/05
 L UW 75 vs. Indiana 74, 2OT 3/3/05 *
 L UW 82 vs. Iowa 87, OT, 2/12/04
 L UW 67 vs. San Francisco 70, OT, 12/30/02
 L UW 67 vs. Pepperdine 76, OT, 11/30/02
 L UW 63 at Indiana 70, OT, 1/24/02
 W UW 86 vs. Michigan State 78, 2OT, 1/10/02
 L UW 79 at Indiana 83, OT, 2/8/01
 L UW 70 at Purdue 75, OT, 1/28/01
 L UW 80 vs. Green Bay 82, OT, 1/7/01
 W UW 81 vs. Northeastern 80, 2OT, 11/28/99
 W UW 92 vs. Nebraska 85, OT, 11/21/99
 W UW 70 vs. Michigan State 69, OT, 3/17/99
 W UW 82 vs. Illinois 78, OT, 2/19/99
 W UW 83 vs. Ohio State 79, OT, 2/12/99

W UW 73 vs. Michigan State 68, OT, 2/7/99
 L UW 71 vs. Penn State 73, OT, 2/5/99
 W UW 103 vs. UC Santa Barbara 90, OT, 11/20/99
 W UW 74 vs. Georgia 64, OT, 1/4/98
 W UW 98 vs. Purdue 95, 2OT, 1/26/96
 W UW 79 vs. Minnesota 78, OT, 2/5/95
 L UW 76 at Ohio State 81, OT, 2/3/91
 L UW 76 at Iowa 85, OT, 3/9/91
 W UW 80 at Nebraska 74, OT, 12/7/90
 L UW 91, Washington 99, OT, 11/23/90 (at Colorado)
 L UW 75 at Illinois 81, OT, 1/27/89
 W UW 62 at Green Bay 58, OT, 12/7/88
 W UW 48 at Indiana 46, OT, 2/15/87
 W UW/73 at Cincinnati 68, OT, 11/28/86
 W UW 74 vs. Western Illinois 69, OT, 11/24/85
 L UW 57 at Illinois State 64, OT, 12/22/85
 W UW 89 vs. Northwestern 86, OT, 3/9/85
 W UW 77 vs. Illinois State 75, OT, 2/16/83
 L UW 62 at Long Beach State 66, 2OT, 12/30/82
 W UW 68 at Indiana State 60, OT, 3/12/82
 W UW 78 vs. Iowa State 77, OT, 3/6/82
 L UW/76 at Union University 78, 1 OT, 1/6/81
 W UW/72 at Yale 70, 1 OT, 1/7/80
 W UW/82 vs. Purdue 75, 1 OT, 1/20/79

Double Overtime Record: 5-4

L UW 59 at Ohio State 65, 2OT, 2/7/13
 W UW 76 at Minnesota 74, 2OT, 2/4/10
 W UW 71 vs. Milwaukee 69, 2OT, 12/2/08
 W UW 86 vs. Michigan State 78, 2OT, 1/10/02
 W UW 81 vs. Northeastern 80, 2OT, 11/28/99
 W UW 98 vs. Purdue 95, 2OT, 1/26/96
 L UW 87 at Kansas 90, 2OT, 12/11/05
 L UW 75 vs. Indiana 74, 2OT 3/3/05 *
 L UW 62 at Long Beach State 66, 2OT, 12/30/82

* at Big Ten Conference Tournament



SingleGameHighs–BigTen

Most Points

1. 102 vs. Minnesota, 1/6/91
2. 101 vs. Michigan, 2/8/91
3. 99 at Ohio State, 1/28/94
4. 98 at Minnesota, 2/4/96
- 98 vs. Purdue, 1/26/96 ^{20T}

Most Points, One Half by UW

1. 62 (2nd half) vs. Michigan, 2/8/91
(UW 101, Mich 88)
2. 54 (2nd half) at Minnesota, 2/11/15
(UW 82, Minn 93)
- 54 (2nd half) vs. Ohio State, 1/28/94
(UW 99, OSU 90)
- 54 (2nd half) vs. Iowa, 12/31/00
(UW 94, Iowa 91)
- 54 (2nd half) at Iowa, 2/25/07
(UW 93, Iowa 103)

Fewest Points Allowed

1. 35 vs. Northwestern, 2/1/01
2. 38 at Illinois, 1/1/09
3. 39 at Penn State, 2/25/10
4. 43 vs. Illinois, 1/18/09
- 43 at Minnesota, 2/22/02

Fewest Points, One Half by UW

1. 11 (1st half) at Northwestern, 1/1/15 L, 46-68
- 11 (1st half) at Iowa, 2/17/11 L, 59-44
- 11 (1st half) vs. Michigan St, 2/6/76 L, 77-46
4. 13 (2nd half) at Iowa, 1/26/86 L, 68-32
5. 17 (1st half) at Indiana, 2/8/79 L, 53-45
- 17 (1st half) vs. Indiana, 2/7/86 L, 65-37

Fewest Points, One Half By Opponent

1. 10 (1st half) by Northwestern, 2/1/01 W, 70-35
2. 13 (1st half) by Penn State, 2/25/10 W, 71-39
3. 14 (2nd half) by Michigan, 1/4/01 W, 85-52
4. 18 (2nd half) by Mich State, 1/14/10 W, 48-45
5. 19 (1st half) by Michigan, 1/16/94 W, 64-63
- 19 (1st half) by Minnesota, 2/4/10 W, 76-74^{20T}

Largest Margin of Victory

1. 35 vs. Northwestern, 2/1/01 70-35
- 35 at Ohio State, 1/16/00 80-45
- 35 vs. Minnesota, 1/19/96 85-50
4. 34 vs. Minnesota, 2/4/96 98-64
5. 33 vs. Northwestern, 2/14/02 80-47
- 33 at Michigan, 1/4/01 85-52

Most Field Goals

1. 43 vs. Purdue (43-81), 1/6/84
- 43 vs. Michigan (43-91), 1/16/83
- 43 vs. Purdue (43-81), 1/6/83
4. 37 vs. Minnesota (37-76), 2/1/98
- 37 vs. Purdue (37-82), 1/16/79

Most Field Goal Attempts

1. 91 vs. Michigan (43-91), 1/16/83
2. 86 vs. Minnesota (36-86), 1/26/97
3. 85 vs. Michigan (35-85), 2/20/87
4. 83 vs. Northwestern (29-83), 2/15/91
5. 82 vs. Minnesota (29-82), 1/7/08
- 82 vs. Northwestern (32-82), 1/17/97
- 82 vs. Purdue (37-82), 1/20/79

Best Field Goal Percentage

1. .604 vs. Iowa (32-53), 12/31/00
- .604 at Ohio State (32-53), 1/16/00
- .604 at Ohio State (32-53), 1/28/94
4. .589 vs. Ohio State (33-56), 2/25/01
5. .583 vs. Michigan State (35-60), 1/12/96

Most 3-Point Goals

1. 12 vs. Northwestern, 2/22/15
- 12 vs. Ohio State, 1/29/15
- 12 at Ohio State, 2/6/12
4. 11 vs. Iowa, 2/2/12
- 11 vs. Northwestern, 1/22/12
- 11 vs. Oral Roberts, 11/13/11
- 11 at Purdue, 12/30/10
- 11 vs. Michigan, 1/6/02
- 11 at Northwestern, 2/28/92

Most 3-Point Attempts

1. 33 at Michigan State, 1/10/02
2. 31 vs. Iowa, 2/2/12
3. 30 vs. Ohio State, 3/11/92
4. 29 vs. Northwestern, 2/22/15
5. 27 vs. Northwestern, 1/22/12
- 27 vs. Minnesota, 1/20/02
- 27 vs. Northwestern, 1/23/94
- 27 vs. Iowa, 1/7/94
- 27 vs. Michigan State, 1/11/91

Best Three-Point Percentage (9 or more made)

1. .667 vs. Minnesota (10-15), 1/9/94
2. .643 vs. Penn State (9-14), 1/11/04
3. .611 at Purdue (11-18), 12/30/10
4. .588 vs. Northwestern (10-17), 2/19/93
5. .556 at Iowa (10-18), 2/26/15

Most Free Throws

1. 34 vs. Purdue (34-46) 1/26/96
2. 33 vs. Illinois (33-44), 2/19/99
3. 32 vs. Michigan (32-33), 2/8/91
4. 29 at Iowa (29-34), 2/25/07
- 29 vs. Minnesota (29-37), 2/3/00

Most Free Throw Attempts

1. 46 vs. Purdue (34-46), 1/26/96
2. 44 vs. Illinois (33-44), 2/19/99
3. 42 vs. Minnesota (27-42), 2/5/89
4. 41 vs. Oklahoma (30-41), 11/24/00
5. 40 vs. Illinois (26-40), 2/20/98
- 40 vs. Ohio State (29-40), 1/28/94

Best Free Throw Percentage (14 or more atts.)

1. 1.000 vs. Ohio State (15-15), 1/20/13
- 1.000 at Michigan State (14-14), 2/28/88
3. .970 vs. Michigan (32-33), 2/8/91
4. .952 vs. Michigan (20-21), 1/20/00
5. .947 vs. Purdue (18-19), 3/2/07

Most Assists

1. 28 vs. Illinois, 2/8/87
2. 27 vs. Illinois, 3/8/84
3. 26 vs. Minnesota, 2/4/96
4. 25 at Minnesota, 2/11/15
- 25 vs. Illinois, 1/15/88
- 25 vs. Illinois, 2/17/85

Most Steals

1. 23 vs. Illinois, 12/29/96
- 23 vs. Purdue, 1/6/84
3. 22 at Iowa, 12/1/79
4. 21 vs. Minnesota, 1/26/97
5. 20 vs. Illinois, 12/29/96
- 20 vs. Northwestern, 1/21/83
- 20 vs. Minnesota, 1/19/96

Most Blocked Shots

1. 17 at Iowa, 1/23/83
2. 14 vs. Penn State, 1/6/15
3. 13 vs. Purdue, 1/20/79
4. 11 vs. Michigan State, 12/31/06
- 11 vs. Minnesota, 2/22/01

Most Turnovers

1. 42 vs. Penn State, 2/23/94
2. 40 vs. Michigan State, 2/6/76
3. 39 vs. Purdue, 3/6/94
4. 37 vs. Penn State, 1/29/99
- 37 vs. Northwestern, 1/23/80

Most Personal Fouls

1. 35 vs. Illinois, 12/7/74
2. 33 at Purdue, 2/23/90
3. 32 vs. Northwestern, 2/20/82
4. 31 vs. Illinois, 12/30/97
- 31 vs. Ohio State, 2/9/86

Most Overtimes

1. 2 UW 59 at Ohio State 65, 2/7/13
- 2 UW 76 at Minnesota 74, 2/4/10
- 2 UW 75 vs. Indiana 74, 3/3/05
- 2 UW 86 at Michigan State 78, 1/10/02
- 2 UW 98 vs. Purdue 95, 1/26/96

Biggest Comebacks

1. 20 UW (69) at Michigan (67), 2/28/08
Down 38-18 at 17:32 in 2nd half
- 20 UW (89) at Northwestern (86) OT 3/9/85
Down 72-52 at 7:39 in 2nd half
3. 16 UW (71) at Minnesota (63), 1/20/11
Down 34-18 at 5:06 in 1st half
4. 12 UW (70) at Illinois (67), 1/8/12
Down 22-10 at 11:30 in 1st half
- 12 UW (68) vs. Michigan (66), 2/17/11
Down 12 at 15:16 in the 2nd half

TEAM

Scored 100 points

—104 vs. Santa Clara, 12/16/04 (KC Record)

Scored 90 points

—93 at Iowa, 2/25/07

Scored 80 points

—85 at Milwaukee, 11/14/13

Scored 50 points in one half

—54 (2nd) at Minnesota, 2/11/15

—51 (1st) vs. Arkansas State, 3/18/07

Shot 60 percent from the field

—60.4 vs. Ohio State, 1/16/00

Shot 50 percent from the field

—53.2 (33-62) vs. Marquette, 12/6/14

Shot 60 percent from 3-point range (min. 8 attempts)

—64.3 (9-14) vs. Marquette, 12/6/14

Shot 50 percent from 3-point range (min. 8 attempts)

—55.6 (10-18) at Iowa, 2/26/15

Made 10 3-point field goals

—10 at Iowa, 2/26/15

Shot 90 percent from the free throw line (min. 15 attempts)

—1.000 (13-13) at Alabama, 11/21/13

Had 50 or more rebounds

—50 at Illinois, 2/1/15

Had 40 or more rebounds

—48 vs. Northwestern, 2/22/15

Had 25 assists

—25 at Minnesota, 2/11/15

Blocked 10 shots

—10 at Nebraska, 2/15/15

Had 20 steals

—20 vs. Florida A&M, 12/6/98

Won an overtime game

—at Illinois, 1/3/14 (76-64)

Lost an overtime game

—vs. Northwestern, 2/22/15 (83-86 OT)

Come back from 15-or-more points to win

—16 points vs. Green Bay, 12/30/13 (65-61 OT)

Had six players in double figures

—vs. Milwaukee, 12/9/93

Had five players in double figures

—at Minnesota, 2/11/15 (Bauman 22, Whyte 20, Ma Johnson 14, Cichy 12, Rochel 11)

Had four players in double figures

—at Iowa, 2/26/15 (Gulczynski 19, Bauman 18, Whyte 14, Cichy 10)

Had two players with double-doubles in the same game

—Cassie Rochel vs. Iowa, 1/24/13 (17 pts, 14 reb)

—Jacki Gulczynski vs. Iowa, 1/24/13 (13 pts, 10 reb)

Had three players with double-doubles in the same game

—Barb Franke vs. Purdue, 1/26/96 (38 pts, 13 reb)

—Ann Klapperich vs. Purdue, 1/26/96 (23 pts, 12 reb)

—Keisha Anderson vs. Purdue, 2/26/96 (14 pts, 11 asst)

Had two players score 20 points in the same game

—Michala Johnson (21) at Indiana, 2/8/14

—Morgan Paige (20) at Indiana, 2/8/14

Had four players with 10 rebounds in the same game

—vs. Western Illinois, 1981-82

Defeated a nationally ranked (AP) team at home

—63-61 vs. No. 7 Penn State, 1/31/13

Defeated an AP top-10 team

—63-61 vs. No. 7 Penn State, 1/31/13

Defeated a nationally ranked (AP) team on road

—48-45 at No. 20 Michigan State, 1/14/10

Wisconsin was nationally ranked (AP)

—11/13/07 (25th: Record 1-0)

Wisconsin was nationally ranked (*USA Today*)

—2/18/02 (25th: Record 17-8)

INDIVIDUAL

Had a player score 40 points

—Jolene Anderson (42) vs. Iowa, 1/13/08

Had a player score 30 points

—Nicole Bauman (31) vs. Ohio state, 1/29/15

Had a player score 20 points

—Nicole Bauman (22) at Penn State, 3/1/15

Had a player shoot 100 percent from the field (min. 7 attempts)

—Lin Zastrow (9-9) at Green Bay, 11/18/10

Had a player shoot 90 percent from the field (min. 7 attempts)

—Michala Johnson (9-10) vs. Green Bay, 12/30/13

Had a player make 15 field goals

—Ann Klapperich (16) vs. Maine, 11/29/97

Had a player make 10 field goals

—Nicole Bauman (11) vs. Ohio State, 1/29/15

Had a player shoot 60 percent from 3-point range (min. 5 attempts)

—Nicole Bauman (6-9) at Penn State, 3/1/15

Had a player make five 3-point field goals

—Nicole Bauman (6-9) at Penn State, 3/1/15

Had a player attempt 10 3-point field goals

—Nicole Bauman (10) vs. Northwestern, 2/22/15

—Jacki Gulczynski (10) vs. Northwestern, 2/22/15

Had a player shoot 100 percent from the free throw line (min. 10 atts)

—Morgan Paige (13-13) at Alabama, 11/22/13

Had a player make 10 free throws

—Morgan Paige (13) at Alabama, 11/22/13

Had a player with 20 rebounds

—Theresa Huff (23) vs. Indiana, 2/11/83

Had a player with 15 rebounds

—Taylor Wurtz (19) at Illinois, 1/3/14

Had a player with 10 rebounds

—Cassie Rochel (10) at Penn State, 3/1/15

Had a player with 10 assists

—Dakota Whyte (10) at Minnesota, 2/11/15

Had a player with five assists

—Nicole Bauman (5) vs. Purdue, 3/4/15 (BTT)

Had a player with 5 blocks

—Cassie Rochel (7) vs. Purdue, 3/4/15 (BTT)

Had a player with 10 steals

—Keisha Anderson (14) vs. Cleveland State, 2/11/97

Had a player with five steals

—Dakota Whyte (5) at Michigan State, 1/25/15

Had a player play 40-or-more minutes

—Tessa Cichy (40) at Penn State, 3/1/15

Had a player play 45-or-more minutes

—Nicole Bauman (45) vs. Northwestern, 2/22/15

Had a player with a double-double

—Jacki Gulczynski at Iowa, 2/16/15 (19 pts, 11 reb)

Had a player with a triple-double

—never

SeasonRecords—Individual

Points

1.	714	Jolene Anderson, 2006-07
2.	601	Barb Franke, 1995-96
3.	598	Jolene Anderson, 2007-08
4.	577	LaTonya Sims, 1998-99
5.	574	Robin Threatt, 1991-92
6.	568	Jessie Stomski, 2001-02
7.	549	Lisa Bonnell, 1987-88
8.	548	Barb Franke, 1994-95
9.	540	Theresa Huff, 1981-82
10.	536	Katie Voigt, 1997-98

Scoring Average

1.	20.7	Barb Franke, 1995-96
2.	19.9	Jolene Anderson, 2007-08
3.	19.8	Jolene Anderson, 2006-07
	19.8	Robin Threatt, 1991-92
5.	19.7	Keisha Anderson, 1996-97
6.	19.6	Lisa Bonnell, 1987-88
7.	19.1	Barb Franke, 1993-94
	19.1	Janet Huff, 1983-84
9.	18.9	Barb Franke, 1994-95
	18.9	Robin Threatt, 1992-93

Field Goals

1.	267	Jolene Anderson, 2006-07
2.	232	Jolene Anderson, 2007-08
	232	Theresa Huff, 1981-82
4.	231	Jessie Stomski, 2001-02
5.	225	Barb Franke, 1995-96 (29)
6.	223	Theresa Huff, 1980-81
	223	Lisa Bonnell, 1987-88
8.	222	LaTonya Sims, 1998-99
9.	221	Robin Threatt, 1991-92
10.	217	Keisha Anderson, 1996-97
	217	Janet Huff, 1983-84

Field Goal Attempts

1.	617	Jolene Anderson, 2006-07
2.	531	Jolene Anderson, 2007-08
3.	510	Theresa Huff, 1981-82
4.	498	Lisa Bonnell, 1987-88
5.	481	Jolene Anderson, 2005-06
	481	Jessie Stomski, 2001-02
7.	476	Janet Huff, 1983-84
8.	461	LaTonya Sims, 1998-99
9.	454	Jolene Anderson, 2004-05
10.	450	Morgan Paige, 2012-13

Field Goal Percentage (100 or more made)

1.	.595	Nina Smith, 2000-01	(128-215)
2.	.572	Jessie Stomski, 1998-99	(182-318)
3.	.564	Barb Franke, 1993-94	(189-335)
4.	.561	Emily Ashbaugh, 2003-04	(119-212)
5.	.557	Jessie Stomski, 2000-01	(180-323)
6.	.551	Michala Johnson, 2013-14	(205-372)
7.	.547	Megan Scott, 1983-84	(127-232)
8.	.542	Barb Franke, 1991-92	(128-236)
9.	.528	Barb Franke, 1995-96	(225-426)
	.528	Ann Klapperich, 1995-96	(142-269)

3-Point Field Goals

1.	84	Katie Voigt, 1997-98
2.	80	Nicole Bauman, 2014-15
3.	78	Kyle Black, 2001-02
4.	76	Jolene Anderson, 2006-07
5.	69	Taylor Wurtz, 2011-12
6.	63	Dolly Rademaker, 1993-94
7.	62	Jolene Anderson, 2005-06
	62	Stephanie Rich, 2004-05
9.	60	Katie Voigt, 1995-96
10.	58	Mynette Clark, 1990-91

3-Point Attempts

1.	236	Jolene Anderson, 2006-07
2.	217	Katie Voigt, 1997-98
3.	209	Morgan Paige, 2012-13
4.	206	Kyle Black, 2001-02
5.	186	Jolene Anderson, 2005-06
6.	183	Taylor Wurtz, 2011-12
7.	182	Mynette Clark, 1990-91
8.	177	Jolene Anderson, 2007-08
9.	176	Katie Voigt, 1995-96
	176	Stephanie Rich, 2004-05

3-Point Percentage (40 or more made)

1.	.488	Nicole Bauman, 2014-15	(80-164)
2.	.438	Dolly Rademaker, 1993-94	(63-144)
3.	.410	Ashley Josephson, 2003-04	(50-122)
4.	.408	Jacki Gulczynski, 2014-15	(51-125)
5.	.406	Kyle Black, 2000-01	(54-133)
6.	.405	Dolly Rademaker, 1990-91	(47-116)
7.	.396	Taylor Wurtz, 2009-10	(40-101)
8.	.395	Karie Cattanach, 1996-97	(47-119)
9.	.393	Janese Banks, 2007-08	(46-117)
10.	.387	Katie Voigt, 1997-98	(84-217)

Free Throws

1.	166	Janese Banks, 2006-07
2.	150	Barb Franke, 1995-96
3.	141	Barb Franke, 1994-95
4.	128	Jessie Stomski, 1999-00
5.	126	Morgan Paige, 2012-13
6.	125	Barb Franke, 1993-94
7.	123	LaTonya Sims, 1998-99
8.	118	Michele Kozelka, 1989-90
9.	117	Tamara Moore, 1999-00
10.	115	LaTonya Sims, 1999-00

Free Throw Attempts

1.	217	Barb Franke, 1994-95
2.	208	Barb Franke, 1995-96
3.	200	Janese Banks, 2006-07
4.	177	LaTonya Sims, 1998-99
5.	173	Barb Franke, 1993-94
6.	170	LaTonya Sims, 1999-00
7.	168	Jessie Stomski, 1999-00
8.	166	Camille Williams, 1992-93
9.	161	Jessie Stomski, 2001-02
10.	159	Morgan Paige, 2012-13

Free Throw Percentage (50 or more made)

1.	.887	Katie Voigt, 1995-96	(63-71)
2.	.868	Morgan Paige, 2013-14	(105-121)
3.	.867	Katie Voigt, 1997-98	(104-120)
4.	.865	Jolene Anderson, 2007-08	(77-89)
5.	.852	Jolene Anderson, 2004-05	(52-61)
6.	.839	Jolene Anderson, 2006-07	(104-124)
7.	.833	Tamara Moore, 2001-02	(95-114)
8.	.830	Janese Banks, 2006-07	(166-200)
9.	.817	Tara Steinbauer, 2009-10	(67-82)
10.	.811	Lin Zastrow, 2010-11	(86-106)
	.811	Tamara Moore, 1998-99	(86-106)

Rebounds

1.	394	Theresa Huff, 1981-82
2.	303	Theresa Huff, 1982-83
3.	294	Theresa Huff, 1980-81
4.	276	LaTonya Sims, 1999-00
	276	Jessie Stomski, 2001-02
6.	273	Cassie Rochel, 2012-13
7.	260	Michele Kozelka, 1990-91
8.	255	Jolene Anderson, 2006-07
9.	254	Vivian Rorer, 1981-82
10.	244	Michelle Kozelka, 1989-90

Rebounding Average

1.	11.6	Theresa Huff, 1981-82
2.	11.2	Theresa Huff, 1982-83
3.	9.8	Theresa Huff, 1980-81
4.	9.7	Ginny Vorwald, 1976-77
5.	9.3	Michele Kozelka, 1990-91
6.	9.1	Cassie Rochel, 2012-13
	9.1	Pam Moore, 1977-78
8.	8.9	Ann Hall, 1979-80
	8.9	Jessie Stomski, 2001-02
10.	8.8	Michelle Lowman, 1978-79

Assists

1.	195	Keisha Anderson, 1995-96
2.	188	Tamara Moore, 2001-02
3.	165	Rae Lin D'Alie, 2006-07
4.	155	Tiera Stephen, 2012-13
5.	153	Keisha Anderson, 1994-95
6.	151	Stephanie Rich, 2003-04
	151	Tamara Moore, 2000-01
8.	141	Amy Bauer, 1988-89
9.	124	Katie Voigt, 1993-94
	124	Amy Bauer, 1990-91
	124	Nancy Fahey, 1980-81

Assists per game

1.	6.72	Keisha Anderson, 1995-96	(195 in 29)
2.	6.06	Tamara Moore, 2001-02	(188 in 31)
3.	5.81	Stephanie Rich, 2003-04	(151 in 26)
4.	5.64	Amy Bauer, 1990-91	(124 in 22)
5.	5.42	Amy Bauer, 1988-89	(141 in 26)
6.	5.39	Tamara Moore, 2000-01	(151 in 28)
7.	5.28	Keisha Anderson, 1994-95	(153 in 29)
8.	5.17	Kelly Camp, 1978-79	(119 in 23)
9.	5.00	Tiera Stephen, 2012-13	(155 in 31)
10.	4.59	Katie Voigt, 1993-94	(124 in 27)

Steals

1.	124	Keisha Anderson, 1995-96
2.	109	Keisha Anderson, 1994-95)
3.	100	Tamara Moore, 2000-01
4.	94	Keisha Anderson, 1996-97
5.	90	Jolene Anderson, 2006-07
	90	Tamara Moore, 2001-02
	90	Janet Huff, 1981-82
8.	88	Robin Threatt, 1991-92
9.	87	Robin Threatt, 1992-93
10.	83	Tamara Moore, 1999-00

Steals per game

1.	4.28	Keisha Anderson, 1995-96	(124 in 29)
2.	3.76	Keisha Anderson, 1994-95	(109 in 29)
3.	3.57	Tamara Moore, 2000-01	(100 in 28)
4.	3.48	Keisha Anderson, 1996-97	(94 in 27)
5.	3.22	Robin Threatt, 1992-93	(87 in 27)
6.	3.03	Robin Threatt, 1991-92	(88 in 29)
7.	2.96	Janet Huff, 1983-84	(80 in 27)
8.	2.90	Tamara Moore, 2001-02	(90 in 31)
9.	2.81	Janet Huff, 1982-83	(76 in 27)
10.	2.79	Faith Johnson, 1984-85	(78 in 28)

Blocked Shots

1.	130	Janetta Johnson, 1988-89
2.	80	Cassie Rochel, 2012-13
3.	78	Michelle Lowman, 1982-83
4.	74	Michelle Lowman, 1978-79
5.	67	Cassie Rochel, 2014-15
6.	59	Lello Gebisa, 2002-03
7.	54	Michelle Lowman, 1981-82
8.	52	Danielle Ward, 2006-07
9.	51	Lello Gebisa, 2003-04
	51	Inga Young, 1986-87

Blocked Shots per game

1.	4.81	Janetta Johnson, 1988-89	(130 in 27)
2.	3.22	Michelle Lowman, 1978-79	(74 in 23)
3.	2.89	Michelle Lowman, 1982-83	(78 in 27)
4.	2.67	Cassie Rochel, 2012-13	(74 in 29)
5.	2.39	Cassie Rochel (2014-15)	(67 in 28)
6.	2.11	Lello Gebisa, 2002-03	(59 in 28)
7.	1.96	Lello Gebisa, 2003-04	(51 in 26)
8.	1.82	Inga Young, 1986-87	(51 in 28)
9.	1.74	Amy Wiersma, 1996-97	(47 in 27)
10.	1.72	Inga Young, 1985-86	(43 in 25)

Personal Fouls

1.	112	Janetta Johnson, 1988-89
2.	111	Jessie Stomski, 1999-00
3.	110	Jessie Stomski, 1998-99
4.	109	Danielle Ward, 2006-07
5.	105	Lin Zastrow, 2008-09
6.	104	Karen O'Malley, 1985-86
	104	Barb Franke, 1991-92
8.	103	Teresa Theder, 1984-85
9.	101	Emily Ashbaugh, 2002-03
	101	Danielle Ward, 2005-06
	101	Tamara Moore, 1998-99
	101	Chris Pruitt, 1981-82

Personal Fouls Average

1.	4.15	Janetta Johnson, 1988-89	(112 in 27)
2.	3.85	Karen O'Malley, 1985-86	(104 in 27)
3.	3.84	Nina Smith, 2000-01	(100 in 27)
4.	3.68	Teresa Theder, 1984-85	(103 in 28)
5.	3.61	Emily Ashbaugh, 2002-03	(101 in 28)
6.	3.59	Barb Franke, 1991-92	(104 in 29)
	3.59	Michelle Lowman, 1982-83	(97 in 27)
8.	3.55	Jessie Stomski, 1998-99	(110 in 31)
9.	3.54	Mynette Clark, 1990-91	(99 in 28)
10.	3.52	Karen O'Malley, 1986-87	(95 in 27)

Games played

1.	36	Rae Lin D'Alie, 2006-07
	36	Teah Gant, 2006-07
	36	Caitlin Gibson, 2006-07
	36	Mariah Dunham, 2006-07
	36	Jolene Anderson, 2006-07
	36	Janese Banks, 2006-07
7.	35	Brittany Heins, 2006-07
8.	34	Tara Steinbauer, 2008-09
	34	Alyssa Karel, 2008-09
	34	Teah Gant, 2008-09
	34	Vivian Rorer, 1981-82
	34	Danielle Ward, 2006-07
	34	Michelle Lowman, 1981-82
	34	Janet Huff, 1981-82
	34	Rae Lin D'Alie, 2008-09
	34	Theresa Huff, 1981-82

Games Started

1.	36	Jolene Anderson, 2006-07
	36	Janese Banks, 2006-07
	36	Rae Lin D'Alie, 2006-07
4.	34	Alyssa Karel, 2008-09
5.	33	Teah Gant, 2008-09
	33	LaTonya Sims, 1999-00
	33	Rae Lin D'Alie, 2008-09
8.	32	Rae Lin D'Alie, 2009-10
	32	LaTonya Sims, 1998-99

32	Teah Gant, 2009-10
32	Lin Zastrow, 2009-10
32	Tara Steinbauer, 2009-10
32	Alyssa Karel, 2009-10
32	Jessie Stomski, 1999-00

Minutes

1.	1269	Jolene Anderson, 2006-07
2.	1170	Janese Banks, 2006-07
3.	1156	Morgan Paige, 2012-13
4.	1143	Alyssa Karel, 2008-09
5.	1117	Jolene Anderson, 2007-08
6.	1112	Rae Lin D'Alie, 2008-09
7.	1095	LaTonya Sims, 1998-99
8.	1078	Tiera Stephen, 2012-13
9.	1065	Theresa Huff, 1981-82
10.	1054	LaTonya Sims, 1999-00

Minutes per game

1.	37.77	Stephanie Rich, 2003-04	(982 in 26)
2.	37.29	Morgan Paige, 2012-13	(1156 in 31)
3.	37.23	Jolene Anderson, 2007-08	(1117 in 30)
4.	37.00	Ashley Josephson, 2003-04	(999 in 27)
5.	35.75	Stephanie Rich, 2002-03	(1001 in 28)
6.	35.68	Alyssa Karel, 2010-11	(999 in 28)
7.	35.25	Jolene Anderson, 2006-07	(1269 in 36)
8.	35.10	Jolene Anderson, 2005-06	(1018 in 29)
9.	34.78	Tiera Stephen, 2012-13	(1078 in 31)
10.	34.69	Taylor Wurtz, 2011-12	(1006 in 29)

Double-Doubles in a Season

1.	23	Theresa Huff, 1981-82
2.	16	Theresa Huff, 1982-83
3.	15	Theresa Huff, 1980-81
4.	13	Jessie Stomski, 2001-02
5.	11	Jessie Stomski, 2000-01
6.	10	Michele Kozelka, 1989-90
	10	Michele Kozelka, 1990-91
8.	9	Taylor Wurtz, 2013-14
	9	Barb Franke, 1993-94
	9	Barb Franke, 1995-96
	9	Linda Gough, 1979-80
	9	Janetta Johnson, 1988-89

SeasonRecords—IndividualBigTen

Points

1.	379	Barb Franke, 1994
2.	353	Jolene Anderson, 2008
3.	350	Theresa Huff, 1983
4.	348	Lisa Bonnell, 1988
5.	338	Robin Threatt, 1992
6.	329	Barb Franke, 1996
7.	328	Janet Huff, 1984
8.	311	Robin Threatt, 1993
9.	310	Lisa Bonnell, 1987
10.	309	Jolene Anderson, 2007

Points Per Game

1.	21.1	Barb Franke, 1994	(379 in 18)
2.	20.6	Barb Franke, 1996	(329 in 16)
3.	19.6	Jolene Anderson, 2008	(353 in 18)
4.	19.4	Theresa Huff, 1983	(350 in 18)
5.	19.3	Jolene Anderson, 2007	(309 in 16)
	19.3	Lisa Bonnell, 1988	(348 in 18)
	19.3	Janet Huff, 1984	(328 in 17)
8.	18.8	Katie Voigt, 1998	(300 in 16)
	18.8	Robin Threatt, 1992	(338 in 18)
10.	18.2	Keisha Anderson, 1997	(292 in 16)

Field Goals

1.	153	Theresa Huff, 1983
2.	143	Lisa Bonnell, 1988
3.	140	Barb Franke, 1994
4.	136	Jolene Anderson, 2008
	136	Janet Huff, 1984
6.	129	Lisa Bonnell, 1987
7.	128	Robin Threatt, 1992
8.	122	LaTonya Sims, 1999
	122	Barb Franke, 1996
10.	121	Keisha Anderson, 1997

Field Goal Attempts

1.	325	Jolene Anderson, 2008
2.	324	Lisa Bonnell, 1998
3.	314	Theresa Huff, 1983
4.	301	Janet Huff, 1984
5.	291	Lisa Bonnell, 1987
6.	281	Jolene Anderson, 2005
7.	280	Jolene Anderson, 2007
8.	274	Robin Threatt, 1993
9.	272	Jolene Anderson, 2006
10.	267	Robin Threatt, 1992

Field Goal Percentage (100 or more atts)

1.	.587	Nina Smith, 2001 (74-126)
2.	.574	Barb Franke, 1994 (140-244)
3.	.571	Jessie Stomski, 1999 (105-184)
4.	.568	Michala Johnson, 2014 (113-199)
5.	.560	Emily Ashbaugh, 2004 (65-116)
6.	.552	Jessie Stomski, 2001 (95-1720)
7.	.548	Megan Scott, 1984 (109-199)
8.	.537	Camille Williams, 1993 (79-147)
9.	.531	Barb Franke, 1992 (85-160)
10.	.526	Barb Franke, 1996 (122-232)

3-Point Field Goals

1.	61	Nicole Bauman, 2015
2.	43	Katie Voigt, 1998
3.	40	Jacki Gulczynski, 2015
	40	Dolly Rademaker, 1994
5.	38	Jolene Anderson, 2006
6.	37	Taylor Wurtz, 2011-12
	37	Ashley Josephson, 2006
	37	Mynette Clark, 1991
9.	34	Ashley Josephson, 2004
10.	32	Morgan Paige, 2011-12
	32	Katie Voigt, 1996
	32	Mynette Clark, 1992

3-Point Attempts

1.	122	Morgan Paige, 2013
2.	121	Jolene Anderson, 2006
3.	120	Nicole Bauman, 2015
4.	111	Mynette Clark, 1991
5.	109	Katie Voigt, 1998
6.	105	Jolene Anderson, 2008
7.	102	Jolene Anderson, 2007
	102	Stephanie Rich, 2004
	102	Katie Voigt, 1996
10.	97	Dolly Rademaker, 1994

3-Point Percentage (20 or more made)

1.	.508	Nicole Bauman, 2015 (61-120)
2.	.449	Jacki Gulczynski, 2015 (40-89)
3.	.429	Jade Davis, 2012 (24-56)
4.	.418	Karie Cattanach, 1997 (28-67)
5.	.412	Dolly Rademaker, 1994 (40-97)
6.	.410	Ashley Josephson, 2004 (34-83)
	.410	Mynette Clark, 1992 (32-78)
8.	.403	Taylor Wurtz, 2010 (25-62)
9.	.394	Taylor Wurtz, 2012 (37-94)
	.394	Katie Voigt, 1998 (43-109)

Free Throws

1.	90	Barb Franke, 1994
2.	84	Barb Franke, 1996
3.	78	Janese Banks, 2007
4.	72	Camille Williams, 1993
5.	70	Barb Franke, 1995
6.	65	Lisa Lawrence, 1991
	65	Katie Voigt, 1998
8.	64	Michele Kozelka, 1990
9.	62	Morgan Paige, 2013
10.	61	Jessie Stomski, 2001

Free Throw Attempts

1.	125	Barb Franke, 1994
2.	119	Barb Franke, 1995
3.	113	Barb Franke, 1996
4.	111	Camille Williams, 1993
5.	91	Janese Banks, 2007
	91	Jessie Stomski, 2001
7.	88	LaTonya Sims, 1999
8.	86	LaTonya Sims, 2000
9.	84	Michele Kozelka, 1990
	84	Jessie Stomski, 1999

Free Throw Percentage (45 or more att)

1.	.891	Jolene Anderson, 2008 (49-55)
2.	.885	Morgan Paige, 2014 (54-61)
3.	.857	Janese Banks, 2007 (78-91)
4.	.855	Jolene Anderson, 2007 (53-62)
5.	.845	Katie Voigt, 1998 (65-76)
	.845	Karen O'Malley, 1987 (38-45)
7.	.821	Ann Klapperich, 1994-95 (55-67)
8.	.815	Mynette Clark, 1992 (44-54)
	.815	Janese Banks, 2006 (44-54)
10.	.811	Tamara Moore, 1999 (86-106)

Rebounds

1.	214	Theresa Huff, 1983
2.	165	Michele Kozelka, 1991
3.	169	Cassie Rochel, 2015
4.	163	Cassie Rochel, 2013
5.	159	Michele Kozelka, 1989
6.	157	Janetta Johnson, 1989
7.	153	Barb Franke, 1994
8.	151	Michele Kozelka, 1990
9.	145	Megan Scott, 1984
10.	144	LaTonya Sims, 2000

Rebounds Per Game

1.	11.9	Theresa Huff, 1983	(214 in 18)
2.	10.2	Cassie Rochel, 2013	(163 in 16)
3.	9.4	Cassie Rochel, 2015	(169 in 18)
4.	9.2	Michele Kozelka, 1991	(165 in 18)
5.	8.9	Taylor Wurtz, 2014	(143 in 16)
6.	8.8	Michele Kozelka, 1989	(159 in 18)
7.	8.7	Janetta Johnson, 1989	(157 in 18)
	8.7	LaTonya Sims, 2000	(156 in 18)
9.	8.5	Barb Franke, 1994	(153 in 18)
10.	8.4	Michele Kozelka, 1990	(151 in 18)

Blocked Shots

1.	70	Janetta Johnson, 1989
2.	41	Cassie Rochel, 2013
3.	48	Michelle Lowman, 1983
4.	44	Cassie Rochel, 2015
5.	34	Lello Gebisa, 2003
6.	29	Lello Gebisa, 2004
7.	28	Inga Young, 1987
8.	26	Amy Wiersma, 1997
9.	25	Danielle Ward, 2006
10.	24	Inga Young, 1986

Blocks Per Game

1.	3.89	Janetta Johnson, 1989	(70 in 18)
2.	2.67	Michelle Lowman, 1983	(48 in 18)
3.	2.56	Cassie Rochel, 2013	(41 in 16)
4.	2.44	Cassie Rochel, 2015	(44 in 18)
5.	2.13	Lello Gebisa, 2003	(34 in 16)
6.	1.93	Lello Gebisa, 2004	(29 in 15)
7.	1.63	Amy Wiersma, 1997	(26 in 16)
8.	1.57	Danielle Ward, 2007	(22 in 14)
9.	1.56	Danielle Ward, 2006	(25 in 16)
	1.56	Inga Young, 1987	(28 in 18)

Assists

1.	98	Keisha Anderson, 1996
2.	95	Tamara Moore, 2001
3.	86	Tamara Moore, 2002
4.	80	Rae Lin D'Alie, 2007
5.	79	Rae Lin D'Alie, 2010
6.	76	Stephanie Rich, 2004
7.	75	Amy Bauer, 1989
	75	Tiera Stephen, 2013
9.	73	Verdell Hale, 1987
10.	72	Keisha Anderson, 1995

Assists Per Game

1.	6.13	Keisha Anderson, 1996	(98 in 16)
2.	5.94	Tamara Moore, 2001	(95 in 16)
3.	5.38	Tamara Moore, 2002	(86 in 16)
4.	5.33	Amy Bauer, 1991	(64 in 12)
5.	5.00	Rae Lin D'Alie, 2007	(80 in 16)
6.	4.75	Stephanie Rich, 2004	(76 in 16)
7.	4.69	Tiera Stephen, 2013	(75 in 16)
8.	4.50	Keisha Anderson, 1995	(72 in 16)
9.	4.45	Nancy Fahey, 1981	(49 in 11)
10.	4.41	Amy Bauer, 1989	(75 in 17)

Steals

1.	76	Keisha Anderson, 1996
2.	60	Keisha Anderson, 1995
3.	54	Faith Johnson, 1985
4.	53	Robin Threatt, 1993
5.	50	Janet Huff, 1983
6.	49	Janet Huff, 1984
7.	48	Theresa Huff, 1983
8.	46	Tamara Moore, 2000
9.	45	Keisha Anderson, 1997
10.	44	Tamara Moore, 2001
	44	Tamara Moore, 2002

Steals Per Game

1.	4.75	Keisha Anderson, 1996	(76 in 16)
2.	3.75	Keisha Anderson, 1995	(60 in 16)
3.	3.00	Faith Johnson, 1985	(54 in 18)
4.	2.94	Robin Threatt, 1993	(53 in 18)
5.	2.88	Janet Huff, 1984	(49 in 17)
6.	2.81	Keisha Anderson, 1997	(45 in 16)
7.	2.78	Janet Huff, 1983	(50 in 18)
8.	2.75	Tamara Moore, 2002	(44 in 16)
	2.75	Tamara Moore, 2001	(44 in 16)
10.	2.56	Tiera Stephen, 2013	(41 in 16)

Personal Fouls

1.	76	Janetta Johnson, 1989
2.	70	Michelle Lowman, 1983
3.	68	Jessie Stomski, 2000
4.	67	Teresa Theder, 1985
5.	66	DeLinda Hastie, 1987
	66	Mynette Clark, 1991
7.	65	Karen O'Malley, 1986
8.	64	Barb Franke, 1992
9.	63	Danielle Ward, 2008
9.	62	Jessie Stomski, 2000
	62	Janet Huff, 1983
	62	Jessie Stomski, 1999

Personal Fouls Per Game

1.	4.22	Janetta Johnson, 1989	(76 in 18)
2.	3.88	Michelle Lowman, 1983	(70 in 18)
3.	3.82	Karen O'Malley, 1986	(65 in 17)
4.	3.81	Ann Klapperich, 1996	(61 in 16)
5.	3.78	Jessie Stomski, 2000	(68 in 18)
6.	3.72	Theresa Theder, 1985	(67 in 18)
7.	3.67	DeLinda Hastie, 1987	(66 in 18)
	3.67	Mynette Clark, 1991	(66 in 18)
9.	3.64	Jessie Stomski, 1999	(62 in 17)
10.	3.60	Nina Smith, 2001	(54 in 15)



SeasonRecords—Team

Most Points

1.	2,426	1981-82
2.	2,354	1998-99
3.	2,345	1999-00
4.	2,337	1997-98
5.	2,288	1990-91
6.	2,275	1995-96
7.	2,255	1980-81
8.	2,207	1991-92
9.	2,204	2001-02
10.	2,135	2000-01

Most Points Per Game

1.	81.7	1990-91 (2288 in 28)
2.	78.4	1995-96 (2275 in 29)
3.	76.2	2000-01 (2135 in 28)
4.	76.1	1991-92 (2207 in 29)
5.	75.4	1997-98 (2337 in 31)
6.	74.7	1993-94 (2018 in 27)
7.	74.3	1982-83 (2006 in 27)
8.	73.7	1996-97 (1991 in 27)
9.	73.6	1998-99 (2354 in 32)
10.	73.3	1994-95 (2125 in 29)

Fewest Points

1.	802	1975-76
2.	961	1974-75
3.	1,281	1976-77
4.	1,547	2003-04
5.	1,622	2002-03
6.	1,645	1985-86
7.	1,679	2012-13
8.	1,685	1978-79
9.	1,719	2011-12
10.	1,775	1986-87

Fewest Points Per Game

1.	45.6	1975-76 (821 in 18)
2.	53.4	1974-75 (961 in 18)
3.	56.6	2008-09 (1924 in 34)
4.	57.3	2003-04 (1547 in 27)
5.	57.9	2002-03 (1622 in 28)
6.	58.0	2012-13 (1799 in 31)
7.	58.8	1985-86 (1645 in 27)
8.	59.3	2011-12 (1670 in 28)
9.	59.8	2010-11 (1854 in 31)
10.	61.0	1976-77 (1281 in 21)

Most Field Goals

1.	1,004	1981-82
2.	963	1980-81
3.	912	2006-07
4.	879	1998-99
5.	844	1997-98
6.	836	1999-00
7.	835	1995-96
8.	832	1990-91
9.	831	1982-83
10.	829	2001-02

Most Field Goals Per Game

1.	31.06	1980-81 (963 in 31)
2.	30.79	1982-83 (831 in 27)
3.	30.25	1977-78 (726 in 24)
4.	29.71	1990-91 (832 in 28)
5.	29.54	1978-79 (709 in 24)
6.	29.53	1981-82 (1004 in 34)
7.	29.18	1996-97 (788 in 27)
8.	28.79	1995-96 (835 in 29)
9.	28.55	1991-92 (828 in 29)
10.	28.25	2000-01 (791 in 28)

Most Field Goal Attempts

1.	2,374	1981-82
2.	2,275	1980-81
3.	2,185	2006-07
4.	1,959	1990-91
5.	1,931	1982-83
6.	1,915	1998-99
7.	1,912	1999-00
8.	1,911	2007-08
9.	1,883	1991-92
10.	1,882	1997-98

Most Field Goal Attempts Per Game

1.	76.13	1977-78 (1827 in 24)
2.	73.39	1980-81 (2275 in 31)
3.	72.46	1978-79 (1739 on 24)
4.	71.52	1982-83 (1931 in 27)
5.	70.86	1976-77 (1488 in 21)
6.	69.96	1990-91 (1959 in 28)
7.	69.82	1981-82 (2374 in 34)
8.	67.37	1979-80 (1819 in 27)
9.	65.21	1984-85 (1826 in 28)
10.	64.93	1991-92 (1883 in 29)

Best Field Goal Percentage

1.	.486	2000-01 (791-1627)
2.	.466	1993-94 (722-1549)
3.	.459	1998-99 (879-1915)
4.	.458	1995-96 (835-823)
5.	.454	1996-97 (788-1736)
6.	.448	1997-98 (844-1882)
7.	.445	2001-02 (829-1861)
8.	.440	1991-92 (828-1883)
9.	.437	1999-00 (836-1912)
	.437	1983-84 (785-1798)
	.437	1994-95 (774-1773)

Fewest Field Goals

1.	530	1976-77
2.	567	2003-04
3.	608	2002-03
4.	625	2011-12
5.	651	2012-13
6.	665	1985-86
7.	683	2010-11
8.	685	1987-88
9.	698	2013-14
10.	699	1992-93

Fewest Field Goals Per Game

1.	21.00	2003-04 (567 in 27)
	21.00	2012-13 (651 in 31)
3.	21.55	2011-12 (611 in 28)
4.	21.71	2002-03 (608 in 28)
5.	22.03	2010-11 (683 in 31)
6.	22.74	2008-09 (705 in 34)
7.	23.28	2009-10 (745 in 32)
8.	23.75	1985-86 (665 in 28)
9.	24.07	2013-14 (698 in 29)
10.	24.41	2014-15 (708 in 29)

Fewest Field Goal Attempts

1.	1,428	2002-03
2.	1,450	2003-04
3.	1,488	1976-77
4.	1,549	1993-94
5.	1,573	2011-12
6.	1,574	2012-13
7.	1,621	2010-11
8.	1,627	2000-01
9.	1,634	1988-89
10.	1,666	2014-15

Fewest Field Goal Attempts Per Game

1.	51.00	2002-03 (1428 in 28)
2.	52.29	2010-11 (1621 in 31)
3.	53.26	2008-09 (1811 in 34)
4.	53.70	2003-04 (1450 in 27)
5.	53.94	2009-10 (1726 in 32)
6.	54.00	2012-13 (1574 in 29)
7.	54.24	2011-12 (1522 in 28)
8.	57.37	1993-94 (1549 in 27)
9.	57.45	2014-15 (1666 in 29)
10.	57.94	1999-00 (1912 in 33)

Lowest Field Goal Percentage

1.	.302	1975-76 (352-1167)
2.	.356	1976-77 (530-1488)
3.	.380	1985-86 (665-1751)
4.	.382	1977-78 (726-1827)
5.	.385	1987-88 (685-1777)
	.385	1981-82 (1004-2374)
7.	.389	2008-09 (705-1811)
	.389	2012-13 (651-1674)
9.	.391	2003-04 (567-1450)
10.	.392	2004-05 (701-1787)

Most Three-Point Goals

1.	181	2011-12
2.	179	2014-15
3.	174	2013-14
	174	2001-02
5.	168	2006-07
6.	161	2004-05
	161	1990-91
8.	159	2008-09
9.	158	2010-11
10.	157	2009-10

Most Three-Point Goals Per Game

1.	6.24	2011-12 (175 in 28)
2.	6.17	2014-15 (179 in 29)
3.	6.00	2013-14 (174 in 29)
4.	5.75	2004-05 (161 in 28)
	5.75	1990-91 (161 in 28)
6.	5.61	2001-02 (174 in 31)
7.	5.10	2010-11 (158 in 31)
8.	5.03	2012-13 (150 in 29)
	5.03	1991-92 (146 in 29)
10.	5.00	2007-08 (150 in 30)

Most Three-Point Attempts

1.	555	2013-14
2.	543	2012-13
3.	535	2011-12
4.	511	2001-02
5.	509	2006-07
6.	496	2010-11
7.	487	2004-05
8.	485	1990-91
9.	478	2014-15
10.	469	1991-92

Most Three-Point Attempts Per Game

1.	19.14	2013-14 (555 in 29)
2.	18.44	2011-12 (511 in 28)
3.	17.52	2012-13 (521 in 29)
4.	17.39	2004-05 (487 in 28)
5.	17.32	1990-91 (485 in 28)
6.	16.48	2001-02 (511 in 31)
	16.48	2014-15 (478 in 29)
8.	16.17	1991-92 (469 in 29)
9.	16.00	2010-11 (496 in 31)
10.	14.27	2007-08 (428 in 30)

Best Three-Point Percentage

1.	.374	2014-15 (179-478)
2.	.355	2002-03 (93-262)
	.355	1997-98 (120-338)
4.	.351	1993-94 (133-379)
5.	.350	2007-08 (150-428)
6.	.347	2009-10 (157-453)
7.	.346	2008-09 (154-446)
8.	.344	2000-01 (119-346)
9.	.341	2001-02 (174-511)
	.341	1996-97 (72-211)

Fewest Three-Point Goals

1.	44	1988-89
2	60	1987-88
3	72	1996-97
4	84	1998-99
5	93	2002-03
6	96	1989-90
7	103	1995-96
8	104	1999-00
9	115	1994-95
	115	1992-93

Fewest Three-Point Goals Per Game

1.	1.63	1988-89 (44 in 27)
2	2.14	1987-88 (60 in 28)
3	2.63	1998-99 (84 in 32)
4	2.67	1996-97 (72 in 27)
5	3.15	1999-00 (104 in 33)
6	3.32	2002-03 (93 in 28)
7	3.43	1989-90 (96 in 28)
8	3.55	1995-96 (103 in 29)
9	3.87	1997-98 (120 in 31)
10	3.97	1994-95 (115 in 29)

Fewest Three-Point Attempts

1.	140	1988-89
2	211	1996-97
3	225	1987-88
4	262	2002-03
5	281	1998-99
6	298	1989-90
7	304	1995-96
8	338	1997-98
9	341	1999-00
10	346	2000-01

Fewest Three-Point Attempts Per Game

1.	5.19	1988-89 (140 in 27)
2	7.81	1996-97 (211 in 27)
3	8.04	1987-88 (225 in 28)
4	8.78	1998-99 (281 in 32)
5	9.36	2002-03 (262 in 28)
6	10.30	1999-00 (341 in 33)
7	10.48	1995-96 (304 in 29)
8	10.64	1989-90 (298 in 28)
9	10.90	1997-98 (338 in 31)
10	12.36	2000-01 (346 in 28)

Lowest Three-Point Percentage

1.	.267	1987-88 (60-225)
2.	.287	2012-13 (150-521)
3.	.299	1998-99 (84-281)
4.	.305	1999-00 (104-341)
5.	.308	1992-93 (115-374)
6.	.311	1991-92 (146-469)
7.	.314	1988-89 (44-140)
	.314	1994-95 (115-366)
	.314	2013-14 (174-555)
10.	.319	2010-11 (158-496)

Most Free Throws

1.	569	1999-00
2.	541	2006-07
3.	529	1997-98
4.	512	1998-99
5.	502	1995-96
6.	463	1990-91
7.	462	1994-95
8.	441	1993-94
9.	434	2000-01
10.	418	1981-82

Most Free Throws Per Game

1.	17.31	1995-96 (502 in 29)
2.	17.24	1999-00 (569 in 33)
3.	17.06	1997-98 (529 in 31)
4.	16.54	1990-91 (463 in 28)
5.	16.33	1993-94 (441 in 27)
6.	16.00	1998-99 (512 in 32)
7.	15.93	1994-95 (462 in 29)
8.	15.50	2000-01 (434 in 28)
9.	15.03	2006-07 (541 in 36)
10.	13.97	1991-92 (405 in 29)

Most Free Throw Attempts

1.	794	1999-00
2.	739	1997-98
3.	738	1998-99
4.	729	2006-07
5.	712	1995-96
6.	673	1994-95
7.	651	1981-82
8.	644	1990-91
9.	643	1993-94
10.	639	2000-01

Most Free Throw Attempts Per Game

1.	24.55	1995-96 (712 in 29)
2.	24.06	1999-00 (794 in 33)
3.	23.84	1997-98 (739 in 31)
	23.81	1993-94 (643 in 27)
5.	23.21	1994-95 (673 in 29)
6.	23.06	1998-99 (738 in 32)
7.	23.00	1990-91 (644 in 28)
8.	22.82	2000-01 (639 in 28)
9.	20.52	1992-93 (554 in 27)
10.	20.31	1991-92 (589 in 29)

Best Free Throw Percentage

1.	.770	2012-13 (307-408)
2.	.756	2011-12 (273-362)
3.	.742	2006-07 (541-729)
4.	.733	2013-14 (329-449)
5.	.730	2004-05 (349-478)
6.	.727	2010-11 (330-454)
7.	.719	1990-91 (463-644)
8.	.717	1999-00 (569-794)
9.	.716	1997-98 (529-739)
10.	.713	2001-02 (372-522)
	.713	1989-90 (362-508)

Fewest Free Throws

1.	221	1976-77
2.	263	1977-78
3.	267	1978-79
4.	273	2014-15
5.	284	1979-80
6.	288	2011-12
7.	291	2003-04
8.	299	1980-81
9.	313	2002-03
10.	315	1985-86

Fewest Free Throws Per Game

1.	9.41	2014-15 (273 in 29)
2.	9.65	1980-81 (299 in 31)
3.	9.93	2011-12 (273 in 28)
4.	10.44	2008-09 (355 in 34)
5.	10.52	1979-80 (284 in 27)
	10.52	1976-77 (221 in 21)
7.	10.65	2010-11 (330 in 31)
8.	10.78	2003-04 (291 in 27)
9.	10.81	2009-10 (346 in 32)
10.	10.96	1977-78 (263 in 24)

Fewest Free Throw Attempts

1.	376	1976-77
2.	381	2011-12
3.	391	2014-15
4.	401	1977-78
5.	421	1978-79
6.	426	2003-04
7.	426	1979-80
8.	441	2002-03
9.	443	2012-13
10.	449	2013-14

Fewest Free Throw Attempts Per Game

1.	13.14	2011-12 (362 in 28)
2.	13.48	2014-15 (391 in 29)
3.	14.29	2012-13 (443 in 31)
4.	14.65	2010-11 (454 in 31)
5.	15.47	2008-09 (526 in 34)
6.	15.48	2013-14 (449 in 29)
7.	15.75	2002-03 (441 in 28)
8.	15.78	2003-04 (426 in 27)
9.	15.97	2009-10 (511 in 32)
10.	16.15	1979-80 (436 in 27)

Lowest Free Throw Percentage

1.	.545	1975-76 (96 of 176)
2.	.582	1980-81 (299-514)
3.	.588	1976-77 (221-376)
4.	.622	1987-88 (347-558)
5.	.623	1992-93 (345-554)
6.	.634	1978-79 (267-421)
7.	.635	1996-97 (343-540)
8.	.639	1984-85 (321-502)
9.	.642	1981-82 (418-651)
	.642	1986-87 (351-547)

Most Rebounds

1.	1,510	1981-82
2.	1,431	2006-07
3.	1,353	1980-81
4.	1,311	1999-00
5.	1,253	1997-98
6.	1,236	1990-91
7.	1,230	1982-83
8.	1,225	1998-99
9.	1,196	2007-08
10.	1,193	1986-87

Most Rebounds Per Game

1.	45.56	1982-83 (1230 in 27)
2.	44.58	1977-78 (1070 in 24)
3.	44.41	1981-82 (1510 in 34)
4.	44.17	1978-79 (1060 in 24)
5.	44.14	1990-91 (1236 in 28)
6.	43.65	1980-81 (1353 in 31)
7.	42.61	1986-87 (1193 in 28)
8.	42.11	1984-85 (1179 in 28)
9.	41.52	1979-80 (1121 in 27)
10.	41.18	1983-84 (1153 in 28)

Fewest Rebounds

1.	642	1975-76
2.	851	1976-77
3.	956	2011-12
4.	979	1992-93
5.	985	2002-03
6.	1,007	1996-97
7.	1,022	2003-04
8.	1,025	2010-11
9.	1,060	1978-79
10.	1,065	1988-89

Fewest Rebounds Per Game

1.	32.97	2011-12 (932 in 28)
2.	33.06	2010-11 (1025 in 31)
3.	33.15	2008-09 (1094 in 33)
4.	35.18	2002-03 (985 in 28)
5.	35.31	2009-10 (1130 in 32)
6.	35.67	1975-76 (642 in 18)
7.	36.26	1992-93 (979 in 27)
8.	36.90	2012-13 (1114 in 31)
9.	37.03	2013-14 (1074 in 29)
10.	37.30	1996-97 (1007 in 27)

Most Personal Fouls

1.	677	1981-82
2.	647	1980-81
3.	642	1985-86
4.	623	2006-07
5.	612	1990-91
6.	606	2008-09
7.	605	1989-90
	605	1986-87
9.	597	1998-99
10.	594	1999-00

Most Personal Fouls Per Game

1.	24.46	1978-79 (587 in 24)
2.	23.39	1977-78 (561 in 24)
3.	22.93	1985-86 (642 in 28)
4.	21.86	1990-91 (612 in 28)
5.	21.61	1989-90 (605 in 28)
	21.61	1986-87 (605 in 28)
7.	21.44	1992-93 (579 in 27)
8.	20.95	1976-77 (440 in 21)
9.	20.87	1980-81 (647 in 31)
10.	20.78	1979-80 (561 in 27)

Fewest Personal Fouls

1.	416	2002-03
2.	432	2011-12
3.	433	2012-13
4.	439	2013-14
5.	440	1976-77
6.	452	2014-15
7.	478	2010-11
8.	479	1993-94
9.	485	2000-01
10.	487	2004-05

Fewest Personal Fouls Per Game

1.	13.97	2012-13 (433 in 31)
2.	14.86	2002-03 (416 in 28)
3.	14.90	2011-12 (420 in 28)
4.	15.13	2013-14 (439 in 29)
5.	15.42	2010-11 (478 in 31)
6.	15.59	2014-15 (452 in 29)
7.	16.19	2001-02 (502 in 31)
8.	17.31	2006-07 (623 in 36)
9.	17.32	2000-01 (485 in 28)
10.	17.39	2004-05 (487 in 28)

Most Assists

1.	546	1981-82
2.	542	2006-07
3.	521	1980-81
4.	509	2001-02
5.	492	1979-80
6.	486	1978-79
7.	469	2000-01
8.	467	1995-96
9.	466	2007-08
10.	458	1999-00

Most Assists Per Game

1.	20.25	1978-79 (486 in 24)
2.	18.22	1979-80 (492 in 27)
3.	16.81	1980-81 (521 in 31)
4.	16.75	2000-01 (469 in 28)
5.	16.42	2001-02 (509 in 31)
6.	16.29	1990-91 (456 in 28)
7.	16.10	1995-96 (467 in 29)
8.	16.06	1981-82 (546 in 34)
9.	16.00	1982-83 (432 in 27)
10.	15.53	2007-08 (466 in 30)

Fewest Assists

1.	128	1975-76
2.	158	1976-77
3.	248	1977-78
4.	338	2011-12
5.	343	1992-93
6.	344	1996-97
7.	349	1985-86
8.	350	2002-03
9.	354	2013-14
10.	360	1987-88

Fewest Assists Per Game

1.	7.11	1975-76 (128 in 18)
2.	7.52	1976-77 (158 in 21)
3.	10.33	1977-78 (248 in 24)
4.	10.88	2008-09 (370 in 34)
5.	11.66	2011-12 (328 in 28)
6.	12.13	2010-11 (376 in 21)
7.	12.21	2013-14 (354 in 29)
8.	12.34	2009-10 (395 in 32)
9.	12.46	1985-86 (349 in 28)
10.	12.50	2002-03 (350 in 28)

Most Turnovers

1.	775	1981-82
2.	712	1980-81
3.	684	1993-94
4.	675	1991-92
5.	672	1999-00
6.	671	1985-86
7.	668	1998-99
8.	656	1979-80
9.	652	1986-87
	652	1990-91

Most Turnovers Per Game

1.	25.33	1993-94 (684 in 27)
2.	24.67	1978-79 (592 in 24)
3.	24.30	1979-80 (656 in 27)
4.	23.96	1985-86 (671 in 28)
5.	23.62	1976-77 (496 in 21)
6.	23.29	1990-91 (652 in 28)
7.	23.28	1991-92 (675 in 29)
8.	23.29	1986-87 (652 in 28)
9.	23.04	1988-89 (622 in 27)
10.	22.97	1980-81 (712 in 31)

Fewest Turnovers

1.	419	2013-14
2.	443	2010-11
3.	479	2007-08
4.	481	1977-78
5.	484	2003-04
6.	489	2005-06
7.	492	2004-05
8.	494	2009-10
9.	496	1976-77
10.	497	2014-15

Fewest Turnovers Per Game

1.	14.29	2010-11 (443 in 31)
2.	14.45	2013-14 (419 in 29)
3.	15.18	2008-09 (516 in 34)
4.	15.44	2009-10 (494 in 32)
5.	15.97	2007-08 (479 in 30)
6.	16.86	2005-06 (489 in 29)
7.	17.14	2014-15 (497 in 29)
8.	17.17	2006-07 (618 in 36)
9.	17.24	2011-12 (483 in 28)
10.	17.31	1995-96 (502 in 29)

Most Blocks

1.	166	1988-89
2.	159	2014-15
3.	155	1982-83
	155	1981-82
5.	148	2002-03
6.	143	1986-87
7.	140	2012-13
8.	129	1978-79
9.	127	1985-86
	127	2008-09

Most Blocks Per Game

1.	6.15	1988-89 (166 in 27)
2.	5.74	1982-83 (155 in 27)
3.	5.48	2014-15 (159 in 29)
4.	5.38	1978-79 (129 in 24)
5.	5.29	2002-03 (148 in 28)
6.	5.11	1986-87 (143 in 28)
7.	4.59	2003-04 (124 in 27)
8.	4.56	1981-82 (155 in 34)
9.	4.55	1985-86 (127 in 28)
10.	4.52	2012-13 (140 in 31)

Fewest Blocks

1.	61	1994-95
	61	1989-90
3.	63	1990-91
	63	1992-93
	63	1977-78
6.	66	1995-96
7.	69	2011-12
8.	75	1987-88
9.	78	1993-94
10.	82	1991-92

Fewest Blocks Per Game

1.	2.10	1994-95 (61 in 29)
2.	2.18	1989-90 (61 in 28)
3.	2.25	1990-91 (63 in 28)
4.	2.28	1995-96 (66 in 29)
5.	2.33	1992-93 (63 in 27)
6.	2.38	2011-12 (61 in 28)
7.	2.63	1977-78 (63 in 24)
8.	2.68	1987-88 (75 in 28)
9.	2.71	1997-98 (84 in 31)
10.	2.81	2010-11 (87 in 31)

Most Steals

1.	423	1981-82
2.	389	1980-81
3.	375	1995-96
4.	347	1991-92
5.	346	1996-97
6.	340	1982-83
7.	338	1999-00
8.	337	2006-07
9.	335	1979-80
10.	334	1983-84

Most Steals Per Game

1.	12.93	1995-96 (375 in 29)
2.	12.81	1996-97 (346 in 27)
3.	12.75	1978-79 (306 in 24)

4.	12.59	1982-83 (340 in 27)
5.	12.55	1980-81 (389 in 31)
6.	12.44	1981-82 (423 in 34)
7.	12.41	1979-80 (335 in 27)
8.	11.97	1991-92 (347 in 29)
9.	11.93	1983-84 (334 in 28)
10.	11.92	1977-78 (286 in 24)

Fewest Steals

1.	87	1975-76
2.	130	2013-14
3.	145	2003-04
4.	158	2010-11
	158	2014-15
6.	167	2011-12
7.	211	2002-03

8.	213	2012-13
9.	215	1986-87
10.	226	2005-06

Fewest Steals Per Game

1.	4.48	2013-14 (130 in 29)
2.	4.56	1981-82 (155 in 34)
3.	4.83	1975-76 (87 in 18)
4.	5.10	2010-11 (158 in 31)
5.	5.37	2003-04 (145 in 27)
6.	5.45	2014-15 (148 in 29)
7.	5.76	2011-12 (160 in 28)
8.	6.87	2012-13 (213 in 31)
9.	7.54	2002-03 (211 in 28)
10.	7.65	2008-09 (260 in 34)

Miscellaneous Season Records

Best Season Opening

1.	10-0 (1.000)	2008-09 (Rec. 19-15)
2.	9-0 (1.000)	1997-98 (Rec. 21-10)
3.	7-0 (1.000)	1996-97 (Rec. 16-11)
	7-0 (1.000)	1982-83 (Rec. 19-8)
5.	6-0 (1.000)	2006-07 (Rec. 23-13)

Best Home Opening

1.	11-0 (1.000)	1983-84 (Rec. 12-1)
2.	9-0 (1.000)	2006-07 (Rec. 17-3)
3.	9-0 (1.000)	2001-02 (Rec. 10-3)

Best Home Record

1.	12-1 (.923)	1983-84
2.	17-3 (.850)	2006-07
3.	15-3 (.833)	1998-99

Best Non-Conference Record

1.	8-1 (.889)	1982-83 (Rec. 19-8)
	8-1 (.889)	1988-89 (Rec. 13-14)
3.	13-3 (.813)	2008-09 (Rec. 19-15)
4.	16-4 (.800)	2006-07 (Rec. 23-13)
5.	12-3 (.800)	1999-00 (Rec. 21-12)
	12-3 (.800)	1997-98 (Rec. 21-10)
7.	11-3 (.786)	2009-10 (Rec. 21-11)
8.	14-4 (.778)	1977-78 (Rec. 14-10)
	7-2 (.778)	1993-94 (Rec. 13-14)
10.	8-3 (.727)	1996-97 (Rec. 16-11)

Attendance Average

1.	10,455	1997-98 (125,464 in 12)
2.	7,884	1995-96 (94,604 in 12)
3.	7,244	2001-02 (94,174 in 13)
4.	6,899	2000-01 (124,186 in 18)
5.	6,676	2002-03 (93,458 in 14)
6.	6,313	2003-04 (82,070 in 13)
7.	6,078	2007-08 (97,245 in 16)
8.	6,047	2004-05 (84,654 in 14)
9.	6,016	2005-06 (90,235 in 15)
10.	5,720	2006-07 (114,406 in 20)

Most Victories

1.	23	2006-07 (Rec. 23-13)
2.	21	2009-10 (Rec. 21-11)
	21	1999-00 (Rec. 21-12)
	21	1997-98 (Rec. 21-10)
	21	1995-96 (Rec. 21-8)
	21	1981-82 (Rec. 21-13)

7.	20	1994-95 (Rec. 20-9)
	20	1991-92 (Rec. 20-9)
9.	19	2008-09 (Rec. 19-15)
	19	2001-02 (Rec. 19-12)
	19	1982-83 (Rec. 19-8)

Most Consecutive Victories

1.	15	2001-02 (Rec. 19-12)
2.	10	2008-09 (Rec. 19-15)
	10	1995-96 (Rec. 21-8)
4.	9	1997-98 (Rec. 21-10)
5.	7	1996-97 (Rec. 16-11)
	7	1994-95 (Rec. 20-9)
	7	1989-88 (Rec. 13-14)
	7	1983-84 (Rec. 18-10)
	7	1982-83 (Rec. 19-8)
10.	6	1993-94 (Rec. 13-14)
	6	1981-82 (Rec. 21-13)

Most Consecutive Home Victories—One Season

1.	11	1983-84 (Rec. 18-10)
2.	10	1994-95 (Rec. 20-9)
3.	9	2006-07 (Rec. 23-13)
	9	1991-92 (Rec. 20-9)
5.	8	1999-00 (Rec. 21-12)

Most Consecutive Home Victories—Two Seasons

1.	15	2000-01, 2001-02
	15	1981-82, 1982-83
3.	12	1982-83, 1983-84
4.	10	1994-95, 1995-96
5.	9	1997-98, 1998-99

Fewest Victories

1.	4	1987-88 (Rec. 4-24)
	4	1985-86 (Rec. 4-24)
3.	5	1975-76 (Rec. 5-13)
4.	7	2002-03 (Rec. 7-21)
	7	1992-93 (Rec. 7-20)
	7	1976-77 (Rec. 7-14)
7.	8	1989-90 (Rec. 8-20)
8.	9	2011-12 (Rec. 9-19)
	9	1986-87 (Rec. 9-19)
	9	2014-15 (Rec. 9-20)

Most Losses

1.	24	1987-88 (Rec. 4-24)
	24	1985-86 (Rec. 4-24)
3.	21	2002-03 (Rec. 7-21)
4.	20	2014-15 (Rec. 9-20)
	20	2011-12 (Rec. 9-19)
	20	1992-93 (Rec. 7-20)
	20	1989-90 (Rec. 8-20)
8.	19	1986-86 (Rec. 9-19)
	19	2012-13 (Rec. 12-19)
	19	2013-14 (Rec. 10-19)

Most Consecutive Losses

1.	17	1985-86 (Rec. 4-24)
2.	9	1987-88 (Rec. 4-24)
3.	8	1992-93 (Rec. 7-20)
	8	2013-14 (Rec. 10-19)
5.	7	2010-11 (Rec. 16-15)
	7	2002-03 (Rec. 7-21)
	7	1984-85 (Rec. 11-17)
8.	6	2012-13 (Rec. 12-19)
	6	2011-12 (Rec. 9-19)
	6	2011-12 (Rec. 9-19)
	6	2003-04 (Rec. 10-17)
	6	2001-02 (Rec. 19-12)

Fewest Losses

1.	7	1975-76 (Rec. 11-7)
	7	1974-75 (Rec. 11-7)
3.	8	1995-96 (Rec. 21-8)
	8	1991-92 (Rec. 21-8)
5.	8	1982-83 (Rec. 19-8)
6.	9	1994-95 (Rec. 20-9)
7.	10	2000-01 (Rec. 18-10)
	10	1997-98 (Rec. 21-10)
	10	1983-84 (Rec. 18-10)
	10	1977-78 (Rec. 14-10)

Most Overtime Games

1.	6	1998-99 (NCAA Record)
2.	5	2013-14
3.	4	1990-91
4.	3	2010-11
	3	2008-09
	3	2007-08
	3	2000-01

SeasonRecords–TeamBigTen

Most Points

1.	1433	1990-91
2.	1340	1991-92
3.	1282	2007-08
4.	1268	1993-94
5.	1243	1995-96
6.	1232	1999-00
7.	1220	2000-01
8.	1212	2014-15
9.	1208	1992-93
10.	1192	1998-99

Most Points Per Game

1.	79.6	1990-91 (1433 in 18)
2.	77.7	1995-96 (1243 in 16)
3.	76.2	2000-01 (1220 in 16)
4.	74.4	1991-92 (1340 in 18)
5.	72.1	1997-98 (1153 in 16)
6.	71.2	2007-08 (1282 in 18)
	71.2	1994-95 (1140 in 16)
8.	70.4	1993-94 (1268 in 18)
9.	70.1	1998-99 (1192 in 17)
10.	69.6	2001-02 (1114 in 16)

Fewest Points

1.	871	2012-13
2.	976	2010-11
3.	985	2008-09
4.	890	2003-04
5.	894	2002-03
6.	978	2005-06
7.	1005	2011-12
8.	1018	2004-05
9.	1022	2013-14
10.	1055	2006-07

Fewest Points Per Game

1.	54.4	2012-13 (871 in 16)
2.	54.7	2008-09 (985 in 18)
3.	55.6	2003-04 (890 in 16)
4.	55.9	2002-03 (894 in 16)
5.	61.0	2010-11 (976 in 16)
6.	61.1	2005-06 (978 in 16)
7.	61.3	2009-10 (1103 in 18)
8.	62.8	2011-12 (1005 in 16)
9.	63.6	2004-05 (1018 in 16)
10.	63.9	2013-14 (1022 in 16)

Most Field Goals

1.	519	1982-83
2.	514	1990-91
3.	496	1991-92
4.	487	1983-84
5.	474	2007-08
6.	471	1984-85
7.	465	1993-94
8.	458	1988-89
9.	454	1995-96
10.	453	2000-01

Most Field Goals Per Game

1.	28.83	1982-83 (519 in 18)
2.	28.56	1990-91 (514 in 18)
3.	28.38	1995-96 (454 in 16)
4.	28.31	2000-01 (453 in 16)
5.	27.56	1991-92 (496 in 18)
6.	27.19	1996-97 (435 in 16)
7.	27.05	1983-84 (487 in 18)
8.	26.44	2001-02 (423 in 16)
9.	26.38	1997-98 (422 in 16)
10.	26.33	2007-08 (474 in 18)

Most Field Goal Attempts

1.	1240	1982-83
2.	1234	1990-91
3.	1170	1984-85
4.	1154	2007-08
5.	1136	1989-90
6.	1124	1985-86
7.	1118	1983-84
8.	1117	1991-92
9.	1102	1987-88
10.	1091	1986-87

Most Field Goal Attempts Per Game

1.	68.89	1982-83 (1240 in 18)
2.	68.56	1990-91 (1234 in 18)
3.	65.00	1984-85 (1170 in 18)
4.	64.11	2007-08 (1154 in 18)
5.	63.56	1996-97 (1017 in 16)
6.	63.25	1995-96 (1012 in 16)
7.	63.19	2004-05 (1011 in 16)
8.	63.11	1989-90 (1136 in 18)
9.	62.44	1985-86 (1124 in 18)
10.	62.11	1983-84 (1118 in 18)

Best Field Goal Percentage

1.	.489	2000-01 (453-926)
2.	.460	1998-99 (444-965)
3.	.458	1993-94 (465-1015)
4.	.450	2001-02 (423-939)
5.	.449	1995-96 (454-1012)
6.	.444	1991-92 (496-1117)
	.444	1997-98 (422-951)
8.	.436	1983-84 (487-1118)
9.	.435	1994-95 (414-952)
10.	.434	2002-03 (340-783)

Fewest Field Goals

1.	313	2012-13
2.	320	2003-04
3.	340	2002-03
4.	350	2010-11
5.	369	2008-09
6.	369	2006-07
7.	371	2005-06
8.	371	2004-05
9.	378	2013-14
10.	379	2011-12

Fewest Field Goals Per Game

1.	19.56	2012-13 (313 in 16)
2.	20.00	2003-04 (320 in 16)
3.	20.50	2008-09 (369 in 18)
4.	21.25	2002-03 (340 in 16)
5.	21.88	2010-11 (350 in 16)
6.	22.39	1985-86 (403 in 18)
7.	22.78	2009-10 (410 in 18)
8.	23.06	2006-07 (369 in 16)
	23.06	1987-88 (415 in 18)
	23.06	1986-87 (415 in 18)

Fewest Field Goal Attempts

1.	783	2002-03
2.	832	2012-13
3.	841	2010-11
4.	849	2003-04
5.	909	2011-12
6.	921	2013-14
7.	926	2000-01
8.	939	2001-02
9.	944	2005-06
10.	951	1997-98

Fewest Field Goal Attempts Per Game

1.	48.94	2002-03 (783 in 16)
2.	52.00	2012-13 (832 in 16)
3.	52.56	2010-11 (841 in 16)
4.	53.06	2003-04 (849 in 16)
5.	53.72	2009-10 (967 in 18)
6.	54.44	1997-98 (951 in 16)
7.	54.50	2008-09 (981 in 18)
8.	56.76	1998-99 (965 in 17)
9.	56.81	2011-12 (909 in 16)
10.	57.26	2013-14 (921 in 16)

Lowest Field Goal Percentage

1.	.367	2004-05 (371-1011)
2.	.376	2012-13 (313-832)
	.376	2008-09 (369-981)
4.	.377	2003-04 (320-849)
5.	.384	2006-07 (369-962)
6.	.393	2005-06 (371-944)
7.	.397	1989-90 (451-1136)
8.	.404	1992-93 (438-1083)
9.	.410	2013-14 (378-921)
10.	.411	2007-08 (474-1154)

Most 3-Point Goals

1.	130	2014-15
2.	104	2011-12
3.	96	2001-02
	96	2007-08
5.	94	2010-11
	94	1990-91
7.	91	2013-14
8.	88	1992-93
	88	1991-92
10.	86	2009-10

Most 3-Point Goals Per Game

1.	7.22	2014-15 (130 in 18)
2.	6.25	2011-12 (104 in 16)
3.	6.00	2001-02 (96 in 16)
4.	5.88	2010-11 (94 in 16)
5.	5.69	2013-14 (91 in 16)
6.	5.33	2007-08 (96 in 18)
7.	5.22	1990-91 (94 in 18)
8.	5.19	2005-06 (83 in 16)
9.	5.06	2004-05 (81 in 16)
10.	5.00	2012-13 (80 in 16)

Most 3-Point Attempts

1.	332	2014-15
2.	299	2013-14
3.	295	2011-12
4.	293	1990-91
5.	292	2012-13
6.	274	2001-02
7.	273	2007-08
8.	267	1992-93
9.	263	2004-05
10.	259	2009-10

Most 3-Point Attempts Per Game

1.	18.69	2013-14 (299 in 16)
2.	18.44	2014-15 (332 in 18)
	18.44	2011-12 (295 in 16)
4.	18.25	2012-13 (292 in 16)
5.	17.13	2001-02 (274 in 16)
6.	16.44	2004-05 (263 in 16)
7.	16.28	1990-91 (293 in 18)
8.	16.19	2010-11 (259 in 16)
9.	15.88	2005-06 (254 in 16)
10.	15.17	2007-08 (273 in 18)

Best 3-Point Percentage

1.	.392	2014-15 (130-332)
2.	.386	1997-98 (61-158)
3.	.363	2010-11 (94-259)
4.	.354	2000-01 (70-198)
5.	.353	2011-12 (104-295)
6.	.352	2007-08 (96-273)
7.	.350	2001-02 (96-274)
8.	.344	1991-92 (88-256)
9.	.343	2009-10 (86-251)
10.	.336	1998-99 (44-131)
	.336	1996-97 (38-113)

Lowest 3-Point Percentage

1.	.274	2012-13 (80-292)
2.	.286	2006-07 (68-238)
3.	.301	1999-00 (58-193)
4.	.302	1988-89 (35-116)
5.	.304	2013-14 (91-299)
6.	.308	2004-05 (81-263)
	.308	2003-04 (70-227)
8.	.309	1989-90 (64-207)
9.	.316	1994-95 (59-187)
10.	.317	1995-96 (57-180)

Most Free Throws

1.	311	1990-91
2.	296	1999-00
3.	278	1995-96
4.	260	1998-99
	260	1991-92
6.	255	1993-94
7.	253	1994-95
8.	249	2006-07
	249	1982-83
10.	248	1997-98

Most Free Throws Per Game

1.	17.38	1995-96 (278 in 16)
2.	17.28	1990-91 (311 in 18)
3.	16.44	1999-00 (296 in 18)
4.	15.81	1994-95 (253 in 16)
5.	15.56	2006-07 (249 in 16)
6.	15.50	1997-98 (248 in 16)
7.	15.29	1998-99 (260 in 17)
8.	15.25	2000-01 (244 in 16)
9.	14.44	1991-92 (260 in 18)
10.	14.21	1993-94 (255 in 18)

Most Free Throw Attempts

1.	415	1990-91
2.	405	1999-00
3.	383	1994-95
4.	381	1995-96
5.	376	1991-92
6.	375	1998-99
	375	1992-93
8.	373	1993-94
9.	369	1982-83
10.	359	1984-85

Most Free Throw Attempts Per Game

1.	23.94	1994-95 (383 in 16)
2.	23.81	1995-96 (381 in 16)
3.	23.06	1990-91 (415 in 18)
4.	22.50	1999-00 (405 in 18)
5.	22.25	1997-98 (356 in 16)
6.	22.19	2000-01 (355 in 16)
7.	22.06	1998-99 (375 in 17)
8.	20.88	1991-92 (376 in 18)
9.	20.83	1992-93 (375 in 18)
10.	20.72	1993-94 (373 in 18)

Best Free Throw Percentage

1.	.769	2011-12 (143-186)
2.	.768	2010-11 (182-237)
3.	.752	2006-07 (249-331)
4.	.749	1990-91 (311-415)
5.	.741	2001-02 (172-232)
6.	.737	2012-13 (165-224)
7.	.731	1999-00 (296-405)
8.	.730	1995-96 (278-381)
9.	.729	2013-14 (175-240)
10.	.728	2007-08 (238-327)

Fewest Free Throws

1.	143	2011-12
2.	153	2005-06
3.	162	2002-03
4.	165	2012-13
	165	2008-09
6.	168	1996-97
7.	172	2001-02
8.	175	2013-14
9.	180	2003-04
10.	182	2010-11
	182	2014-15

Fewest Free Throws Per Game

1.	8.94	2011-12 (143 in 16)
2.	9.17	2009-10 (165 in 18)
3.	9.56	2005-06 (153 in 16)
4.	10.11	2014-15 (182 in 18)
5.	10.12	2002-03 (162 in 16)
6.	10.31	2012-13 (165 in 16)
7.	10.50	1996-97 (168 in 16)
8.	10.75	2001-02 (172 in 16)
9.	10.94	2009-10 (197 in 18)
	10.94	2013-14 (175 in 16)

Fewest Free Throw Attempts

1.	186	2011-12
2.	224	2012-13
3.	230	2005-06
4.	232	2001-02
5.	237	2010-11
6.	240	2013-14
7.	242	2008-09
8.	246	2002-03
9.	256	2014-15
10.	260	2003-04

Fewest Free Throw Attempts Per Game

1.	11.63	2011-12 (186 in 16)
2.	13.44	2008-09 (242 in 18)
3.	14.00	2012-13 (224 in 16)
4.	14.22	2014-15 (256 in 18)
5.	14.38	2005-06 (230 in 16)
6.	14.50	2001-02 (232 in 16)
7.	14.81	2010-11 (237 in 16)
8.	15.00	2013-14 (240 in 16)
9.	15.38	2002-03 (246 in 16)
10.	16.25	2003-04 (260 in 16)

Lowest Free Throw Percentage

1.	.606	1996-97 (168-277)
2.	.644	1987-88 (199-309)
3.	.646	2009-10 (197-305)
	.646	1984-85 (232-359)
5.	.651	1992-93 (244-375)
6.	.652	1988-89 (215-330)
7.	.659	2002-03 (162-246)
8.	.661	1994-95 (253-383)
9.	.665	2005-06 (153-230)
10.	.675	1982-83 (249-369)

Most Rebounds

1.	762	1990-91
2.	724	1991-92
3.	702	2014-15
	702	1989-90
5.	696	2007-08
6.	694	1993-94
7.	687	1988-89
8.	680	1999-00
9.	634	1998-99
10.	624	1997-98

Most Rebounds Per Game

1.	42.3	1990-91 (762 in 18)
2.	40.2	1991-92 (724 in 18)
3.	39.01	2014-15 (702 in 18)
	39.0	1989-90 (702 in 18)
	39.0	1997-98 (624 in 16)
6.	38.7	2007-08 (696 in 18)
7.	38.6	1993-94 (694 in 18)
8.	38.4	2000-01 (615 in 16)
9.	38.2	1988-89 (687 in 18)
10.	38.1	2005-06 (609 in 16)

Fewest Rebounds

1.	495	2010-11
2.	530	2011-12
3.	538	2001-02
4.	541	2002-03
5.	549	2012-13
6.	570	2013-14
7.	591	1995-96
8.	595	1994-95
9.	596	1996-97
10.	598	2008-09

Fewest Rebounds Per Game

1.	30.9	2010-11 (495 in 16)
2.	33.1	2011-12 (530 in 16)
3.	33.2	2008-09 (598 in 18)
4.	33.8	2002-03 (541 in 16)
5.	34.3	2012-13 (549 in 16)
	34.3	2009-10 (617 in 18)
	34.3	1992-93 (617 in 18)
8.	35.6	2013-14 (570 in 16)
9.	36.4	2001-02 (583 in 16)
10.	36.9	1995-96 (591 in 16)

Most Personal Fouls

1.	404	1985-86
2.	398	1989-90
3.	384	1992-93
4.	380	1990-91
5.	374	1986-87
6.	363	1988-89
7.	357	2007-08
8.	351	1984-85
9.	349	1991-92
10.	337	1982-83

Most Personal Fouls Per Game

1.	22.44	1985-86 (404 in 18)
2.	22.11	1989-90 (398 in 18)
3.	21.33	1992-93 (384 in 18)
4.	21.11	1990-91 (380 in 18)
5.	20.78	1986-87 (374 in 18)
6.	20.75	1996-97 (332 in 16)
7.	20.17	1988-89 (363 in 18)
8.	19.83	2007-08 (357 in 18)
9.	19.50	1984-85 (351 in 18)
10.	19.39	1991-92 (349 in 18)

Fewest Personal Fouls

1.	219	2012-13
2.	223	2010-11
3.	229	2002-03
4.	243	2011-12
5.	244	2013-14
6.	258	2003-04
7.	262	2001-02
8.	276	2000-01
9.	277	2004-05
10.	281	2005-06

Fewest Personal Fouls Per Game

1.	13.69	2012-13 (219 in 16)
2.	13.93	2010-11 (223 in 16)
3.	14.31	2002-03 (229 in 16)
4.	15.19	2011-12 (243 in 16)
5.	15.25	2013-14 (244 in 16)
6.	16.13	2003-04 (258 in 16)
7.	16.17	2014-15 (291 in 18)
8.	16.38	2001-02 (262 in 16)
9.	17.25	2000-01 (276 in 16)
10.	17.31	2004-05 (277 in 16)

Most Assists

1.	291	1990-91
2.	276	2000-01
3.	273	2007-08
4.	261	2014-15
5.	252	2001-02
6.	244	1995-96
7.	241	1999-00
	241	1993-94
9.	234	1992-92
10.	233	1998-99

Most Assists Per Game

1.	17.25	2000-01 (276 in 16)
2.	16.17	1990-91 (291 in 18)
3.	15.75	2001-02 (252 in 16)
4.	15.25	1995-96 (244 in 16)
5.	15.17	2007-08 (273 in 18)
6.	14.50	2014-15 (261 in 18)
7.	13.71	1998-99 (233 in 16)
8.	13.63	2005-06 (218 in 16)
9.	13.39	1999-00 (241 in 18)
	13.39	1993-94 (241 in 18)

Fewest Assists

1.	191	2008-09
2.	193	2004-05
3.	194	2012-13
4.	195	2002-03
	195	1996-97
6.	196	2011-12
	196	2013-14
8.	205	2010-11
9.	208	2003-04
10.	209	1997-98

Fewest Assists Per Game

1.	10.61	2008-09 (191 in 18)
2.	11.94	1992-93 (215 in 18)
3.	12.06	2004-05 (193 in 16)
4.	12.13	2012-13 (191 in 16)
5.	12.19	2002-03 (195 in 16)
	12.19	1996-97 (195 in 16)
7.	12.25	2011-12 (196 in 16)
	12.25	2013-14 (196 in 16)
9.	12.33	2009-10 (222 in 18)
10.	12.44	1989-90 (224 in 18)

Most Turnovers

1.	441	1993-94
2.	417	1989-90
3.	410	1991-92
4.	397	1990-91
5.	394	1988-89
6.	384	1992-93
7.	370	1998-99
8.	348	1999-00
9.	344	2002-03
10.	315	2001-02

Most Turnovers Per Game

1.	24.50	1993-94 (441 in 18)
2.	23.17	1989-90 (417 in 18)
3.	22.78	1991-92 (410 in 18)
4.	22.06	1990-91 (397 in 18)
5.	21.89	1988-89 (394 in 18)
6.	21.76	1998-99 (370 in 17)
7.	21.50	2002-03 (344 in 16)
8.	21.33	1992-93 (384 in 18)
9.	19.69	2001-02 (315 in 16)
10.	19.33	1999-00 (348 in 18)

Fewest Turnovers

1.	199	2010-11
2.	241	2013-14
3.	263	1997-98
4.	264	2011-12
	264	2000-01
6.	266	1995-96
7.	267	2008-09
8.	268	2006-07
	268	2004-05
10.	274	2007-08
	274	2005-06

Fewest Turnovers Per Game

1.	12.44	2010-11 (199 in 16)
2.	14.83	2008-09 (267 in 18)
3.	15.06	2013-14 (241 in 16)
4.	15.22	2007-08 (274 in 18)
5.	15.67	2009-10 (282 in 18)
6.	16.44	1997-98 (263 in 16)
7.	16.50	2011-12 (264 in 16)
	16.50	2000-01 (264 in 16)
9.	16.63	1995-96 (266 in 16)
10.	16.75	2006-07 (268 in 16)
	16.75	2004-05 (268 in 16)

Most Blocks

1.	101	2014-15
2.	85	1988-89
3.	84	2002-03
4.	71	2007-08
5.	69	2003-04
6.	67	2001-02
7.	65	2012-13
8.	62	1998-99
	62	2000-01
10.	61	2009-10
	61	2013-14

Most Blocks Per Game

1.	5.61	2014-15 (101 in 18)
2.	5.25	2002-03 (84 in 16)
3.	4.72	1988-89 (85 in 18)
4.	4.31	2003-04 (69 in 16)
5.	4.19	2001-02 (67 in 16)
6.	4.06	2012-13 (65 in 16)
7.	3.94	2007-08 (71 in 18)
8.	3.88	2000-01 (62 in 16)
9.	3.81	2013-14 (61 in 16)
10.	3.75	1996-97 (60 in 16)

Fewest Blocks

1.	26	1989-90
2.	29	1994-95
3.	30	2011-12
4.	33	1990-91
	33	1995-96
6.	35	1992-93
7.	40	1991-92
8.	41	1997-98
9.	45	1993-94
	45	2010-11

Fewest Blocks Per Game

1.	1.44	1989-90 (26 in 18)
2.	1.81	1994-95 (29 in 16)
3.	1.83	1990-91 (33 in 18)
4.	1.88	2011-12 (30 in 16)
5.	1.94	1992-93 (35 in 18)
6.	2.06	1995-96 (33 in 16)
7.	2.22	1991-92 (40 in 18)
8.	2.50	1993-94 (45 in 18)
9.	2.56	1997-98 (41 in 16)
10.	2.81	2010-11 (45 in 16)

Most Steals

1.	207	1995-96
2.	185	1999-00
3.	182	1996-97
	182	1991-92
5.	165	2007-08
6.	161	1998-99
	161	1990-91
8.	157	1994-95
9.	149	2001-02
10.	145	2000-01

Most Steals Per Game

1.	12.94	1995-96 (207 in 16)
2.	11.38	1996-97 (182 in 16)
3.	10.28	1999-00 (185 in 18)
4.	10.11	1991-92 (182 in 18)
5.	9.81	1994-95 (157 in 16)
6.	9.47	1998-99 (161 in 17)
7.	9.31	2001-02 (149 in 16)
8.	9.17	2007-08 (165 in 18)
9.	9.06	2000-01 (145 in 16)
10.	8.94	1990-91 (161 in 18)

Fewest Steals

1.	70	2003-04
2.	78	2013-14
3.	81	2010-11
4.	89	2011-12
5.	100	2012-13
6.	101	2014-15
7.	104	2005-06
8.	111	2002-03
9.	116	1997-98
10.	123	1988-89

Fewest Steals Per Game

1.	4.38	2003-04 (70 in 16)
2.	4.88	2013-14 (78 in 16)
3.	5.06	2010-11 (81 in 16)
4.	5.56	2011-12 (89 in 16)
5.	5.61	2014-15 (101 in 18)
6.	6.25	2012-13 (100 in 16)
7.	6.50	2005-06 (104 in 16)
8.	6.83	1988-89 (123 in 18)
9.	6.94	2002-03 (111 in 16)
10.	7.25	1997-98 (116 in 16)

Year-by-Year Team Statistics

Wisconsin

Year	Record	FG-FGA	PCT	3FG-3FGA	PCT	FT-FTA	PCT	REB-AVG	PTS-AVG	STL	AST	TO	BL
1974-75	11-7	N-A	N-A	—	—	N-A	N-A	N-A	955-53.1	N-A	N-A	N-A	N-A
1975-76	5-13	N-A	N-A	—	—	N-A	N-A	N-A	785-43.6	87/4.8	128/7.1	391/21.7	141/7.8
1976-77	7-14	530-1488	.356	—	—	221-376	.588	851-40.5	1281-61.0	N-A	158/7.5	496/20.9	N-A
1977-78	14-10	726-1827	.382	—	—	263-401	.655	1070-44.5	1715-71.4	286/11.9	248/10.3	481/20.0	63/2.6
1978-79	13-11	709-1739	.407	—	—	267-421	.634	1060-44.2	1685-70.2	306/12.8	486/20.3	592/24.7	129/5.4
1979-80	11-16	755-1819	.415	—	—	284-436	.651	1121-41.5	1794-66.4	335/12.4	492/18.2	656/24.3	86/3.2
1980-81	13-18	963-2275	.423	—	—	299-514	.582	1353-43.6	2225-71.8	389/12.6	521/16.8	712/23.0	105/3.4
1981-82	21-13	1004-2374	.422	—	—	418-651	.642	1510-44.4	2426-71.4	423/12.4	546/16.0	775/22.8	155/4.6
1982-83	19-8	831-1929	.431	—	—	344-521	.660	1229-45.5	2006-74.3	343/12.6	431/16.0	550/20.4	155/5.7
1983-84	18-10	785-1797	.436	—	—	337-510	.655	1147-41.0	1907-68.1	334/11.9	424/15.1	589/21.0	118/4.2
1984-85	11-17	734-1826	.402	—	—	321-502	.639	1179-42.1	1789-63.9	277/9.9	425/15.2	577/20.6	92/3.3
1985-86	4-24	665-1751	.380	—	—	315-479	.658	1147-41.0	1645-58.8	249/8.9	349/12.5	671/24.0	127/4.5
1986-87	9-19	712-1777	.401	—	—	351-547	.642	1193-42.6	1775-63.4	215/7.7	387/13.8	652/23.3	143/5.1
1987-88	4-24	685-1777	.385	60-225	.267	347-558	.622	1110-39.6	1677-63.5	238/8.5	360/12.9	611/21.8	75/2.7
1988-89	13-14	707-1634	.433	44-140	.314	347-525	.661	1065-39.4	1805-66.9	236/8.7	393/14.6	622/23.0	166/6.2
1989-90	8-20	739-1791	.413	96-303	.317	362-508	.713	1110-39.6	1936-69.1	270/9.6	391/13.9	652/23.3	61/2.2
1990-91	13-15	832-1959	.425	161-485	.332	463-644	.719	1236-44.1	2288-81.7	297/10.6	456/16.3	652/23.3	63/2.3
1991-92	20-9	828-1883	.440	146-469	.311	405-589	.688	1175-40.5	2207-76.1	347/12.0	403/12.9	675/23.3	82/2.8
1992-93	7-20	699-1672	.418	115-374	.308	345-554	.623	979-36.3	1858-68.8	263/9.7	343/12.7	582/21.6	63/2.3
1993-94	13-14	740-1794	.413	139-421	.330	356-522	.682	955-36.8	1975-73.1	318/11.8	395/14.6	684/25.3	78/2.9
1994-95	20-9	774-1773	.437	115-366	.314	462-673	.686	1128-38.9	2125-73.3	298/10.3	414/14.3	563/19.4	61/2.1
1995-96	21-8	835-1823	.458	103-304	.339	502-712	.705	1110-38.3	2275-78.4	375/12.9	467/16.1	502/17.3	66/2.3
1996-97	16-11	788-1736	.454	72-211	.341	343-540	.635	1007-37.3	1991-73.7	346/12.8	344/12.7	344/12.7	98/3.6
1997-98	21-10	844-1882	.448	120-338	.355	529-739	.716	1253-40.4	2337-75.4	257/8.3	417/13.4	553/17.8	84/2.7
1998-99	18-14	879-1915	.459	84-281	.299	512-738	.694	1225-38.3	2354-73.6	317/9.9	449/14.0	668/20.9	119/3.7
1999-00	21-12	836-1912	.437	104-341	.305	569-794	.717	1311-39.7	2345-71.1	338/10.2	458/13.9	672/20.4	118/3.6
2000-01	18-10	791-1627	.486	119-346	.344	434-639	.679	1102-39.4	2135-76.2	259/9.3	469/16.8	519/18.5	92/3.3
2001-02	19-12	829-1861	.445	174-511	.341	372-522	.713	1181-38.1	2204-71.1	279/9.0	509/16.4	590/19.0	118/3.8
2002-03	7-21	608-1428	.426	93-262	.355	313-441	.710	985-35.2	1622-57.9	211/7.5	350/12.5	612/21.9	148/5.3
2003-04	10-17	567-1450	.391	122-377	.324	291-426	.683	1022-37.9	1547-57.3	145/5.4	385/14.3	484/17.9	124/4.6
2004-05	12-16	701-1787	.392	161-487	.331	349-478	.730	1096-39.1	1912-68.3	250/8.9	408/14.6	492/17.6	116/4.1
2005-06	11-18	723-1799	.402	136-412	.330	340-508	.669	1159-40.0	1922-66.3	226/7.8	418/14.4	489/16.9	104/3.6
2006-07	23-13	912-2185	.417	168-509	.330	541-729	.742	1431-39.8	2533-70.4	337/9.4	542/15.1	618/17.2	118/3.3
2007-08	16-14	792-1911	.414	150-428	.350	380-550	.691	1196-39.9	2114-70.5	261/8.7	466/15.5	479/16.0	116/3.9
2008-09	19-15	705-1811	.389	159-459	.346	355-526	.675	1124-33.1	1924-56.6	260/7.7	370/10.9	516/15.2	127/3.7
2009-10	21-11	745-1726	.432	157-453	.347	346-511	.677	1130-35.3	1993-62.3	247/7.7	395/12.3	494/15.4	109/3.4
2010-11	16-15	683-1621	.421	158-496	.319	330-454	.727	1025-33.1	1854-59.8	158/5.1	376/12.1	443/14.3	87/2.8
2011-12	9-20	625-1573	.397	181-535	.338	288-381	.756	956-33.0	1719-59.3	167/5.8	338/11.7	500/17.2	69/2.4
2012-13	12-19	651-1674	.389	156-543	.287	341-443	.770	1144-36.9	1799-58.0	213/6.9	410/13.2	569/18.4	140/4.5
2013-14	10-19	698-1693	.412	174-555	.314	329-449	.733	1074-37.0	1899-65.5	130/4.5	354/12.2	419/14.4	115/4.0
2014-15	9-20	708-1666	.425	179-478	.374	273-391	.698	1092-37.7	1868-64.4	158/5.5	426/14.7	497/17.1	159/5.5

N-A - Statistics not available for that season

3-point shots began in 1987-88

Opponents

Year	Record	FG-FGA	PCT	3FG-3FGA	PCT	FT-FTA	PCT	REB-AVG	PTS-AVG	STL	AST	TO	BL
1974-75	7-11	N-A	N-A	—	—	N-A	N-A	N-A	961-53.4	N-A	N-A	N-A	N-A
1975-76	13-5	N-A	N-A	—	—	N-A	N-A	N-A	1212-67.3	N-A	N-A	N-A	N-A
1976-77	14-7	548-1253	.440	—	—	236-429	.550	889-42.3	1332-63.4	N-A	N-A	N-A	N-A
1977-78	10-14	563-1522	.369	—	—	364-594	.612	851-35.4	1490-61.2	N-A	N-A	492/20.5	N-A
1978-79	11-13	600-1491	.402	—	—	371-606	.612	850-35.4	1573-65.5	287/12.0	318/13.3	590/24.6	40/1.7
1979-80	16-11	747-1731	.432	—	—	383-574	.667	1022-37.9	1877-69.5	299/11.1	403/14.9	598/22.1	N-A
1980-81	18-13	848-2069	.410	—	—	441-685	.644	1301-42.0	2137-68.9	278/9.0	393/12.7	758/24.5	65/2.1
1981-82	13-21	860-2158	.398	—	—	489-725	.674	1326-39.0	2209-64.9	355/10.4	459/13.5	777/22.9	72/2.1
1982-83	8-19	712-1743	.409	—	—	328-507	.647	1104-40.9	1752-64.9	228/8.5	328/12.2	644/23.9	54/2.4
1983-84	10-18	694-1677	.414	—	—	353-530	.666	1057-37.8	1676-62.2	288/10.3	369/13.2	650/23.2	50/1.8
1984-85	17-11	746-1657	.450	—	—	418-644	.649	1067-38.1	1910-68.2	264/9.4	390/13.9	549/19.6	79/2.8
1985-86	24-4	726-1681	.432	—	—	516-741	.699	1124-40.1	1968-70.3	295/10.5	425/15.2	533/19.0	64/2.3
1986-87	19-9	777-1834	.424	—	—	519-728	.713	1183-42.3	2073-74.0	296/10.6	484/17.3	532/19.0	80/2.9
1987-88	24-4	858-1834	.468	36-94	.383	405-583	.695	1156-41.3	2157-77.0	274/9.8	480/17.1	501/17.9	86/3.1
1988-89	14-13	707-1752	.404	45-138	.326	436-627	.695	1103-40.9	1895-71.0	250/9.3	400/14.8	551/20.4	65/2.4
1989-90	20-8	796-1801	.442	32-90	.356	465-675	.689	1166-41.6	2089-74.6	248/8.9	410/14.6	611/21.8	68/2.4
1990-91	15-13	873-2063	.423	114-339	.336	479-691	.693	1282-45.8	2339-83.5	279/10.0	493/17.6	582/20.8	71/2.5
1991-92	9-20	788-1991	.396	81-312	.260	367-554	.663	1299-44.8	2024-69.8	300/10.4	405/14.0	713/24.6	83/2.9
1992-93	20-7	762-1761	.433	119-318	.374	463-662	.699	1220-45.2	2106-78.0	244/9.7	425/12.7	576/21.3	50/1.9
1993-94	14-13	740-1794	.413	139-421	.330	356-522	.682	995-36.9	1975-73.2	318/11.8	395/14.6	555/20.6	44/1.6
1994-95	9-20	721-1717	.420	120-340	.353	376-563	.668	1113-38.4	1938-66.8	235/8.1	399/13.8	654/22.6	59/2.0
1995-96	8-21	717-1662	.431	102-318	.321	405-604	.671	1076-37.1	1941-66.9	245/8.4	409/14.1	669/23.1	85/2.9
1996-97	11-16	662-1496	.443	93-270	.344	451-624	.723	1017-37.7	1868-69.2	235/8.7	338/12.5	655/24.3	67/4.5
1997-98	10-21	803-1909	.421	135-433	.312	401-601	.667	1136-36.6	2142-69.1	264/8.5	426/13.7	557/18.0	61/2.0
1998-99	14-18	875-2017	.434	131-407	.322	394-619	.637	1186-37.1	2275-71.1	320/10.0	513/16.0	634/19.8	81/2.5
1999-00	12-21	805-2054	.392	125-422	.296	446-645	.691	1214-36.8	2081-66.1	329/10.0	454/13.8	630/19.1	113/3.4
2000-01	10-18	678-1690	.401	147-428	.343	360-494	.729	944-33.7	1863-66.5	249/8.9	389/13.9	497/17.8	95/3.4
2001-02	12-19	777-1885	.412	128-405	.316	373-536	.696	1126-36.3	2055-66.3	296/9.6	453/14.6	557/18.0	110/3.6
2002-03	21-7	665-1630	.408	162-459	.353	313-446	.702	919-32.8	1805-64.5	335/11.9	407/14.5	443/15.8	72/2.6
2003-04	17-10	620-1556	.398	142-419	.339	306-429	.713	926-34.3	1688-62.5	254/9.4	367/13.6	368/13.6	69/2.6
2004-05	16-12	753-1698	.443	159-431	.369	382-555	.688	1058-37.8	2047-73.1	253/9.0	453/16.2	463/16.5	111/4.0
2005-06	18-11	684-1630	.420	131-369	.355	440-611	.720	1023-35.3	1939-66.9	239/8.2	391/13.5	478/16.5	95/3.2
2006-07	13-23	816-1967	.415	158-479	.330	476-660	.721	1171-32.5	2266-62.9	284/7.9	453/12.6	668/18.6	151/4.2
2007-08	14-16	685-1645	.416	155-417	.372	483-657	.735	1039-34.6	2008-66.9	226/7.5	367/12.2	525/17.5	126/4.2
2008-09	15-19	664-1691	.393	135-412	.328	460-655	.702	1196-35.2	1923-56.6	225/6.6	369/10.9	569/16.7	109/3.2
2009-10	11-21	539-1633	.363	166-515	.322	447-630	.710	1056-33.0	1799-56.2	236/7.4	327/10.2	523/16.3	99/3.1
2010-11	15-16	642-1665	.386	164-540	.304	356-502	.709	1076-34.7	1804-58.2	205/6.6	356/11.5	441/14.2	121/3.9
2011-12	20-9	734-1666	.441	130-438	.297	330-442	.747	1012-34.9	1928-66.5	167/6.3	338/12.1	415/17.4	97/4.1
2012-13	19-12	680-1827	.372	161-502	.321	323-463	.698	1138-36.7	1844-59.5	301/9.7	360/11.6	462/14.9	97/3.1
2013-14	19-10	757-1833	.413	136-421	.323	316-418	.756	1096-37.8	1966-67.8	217/7.5	393/13.6	334/11.5	87/3.0
2014-15	20-9	756-1880	.402	142-465	.305	332-454	.731	1100-37.9	1986-68.5	282/5.5	426/13.9	352/12.1	92/3.2

N-A—Statistics not available for that season

Year-by-Year Individual Leaders

Scoring

Year	Players	Class	Points	Games	Avg.
2015	Nicole Bauman	Jr.	413	27	15.3
2014	Michala Johnson	Jr.	481	29	16.6
2013	Morgan Paige	Jr.	492	31	15.9
2012	Taylor Wurtz	Jr.	468	29	16.1
2011	Alyssa Karel	Sr.	427	28	15.3
2010	Alyssa Karel	Jr.	458	32	14.3
2009	Alyssa Karel	So.	436	34	12.8
2008	Jolene Anderson	Sr.	598	30	19.9
2007	Jolene Anderson	Jr.	714	36	19.8
2006	Jolene Anderson	So.	503	29	17.3
2005	Jolene Anderson	Fr.	497	28	17.8
2004	Ashley Josephson	So.	331	27	12.3
2003	Stephanie Rich	So.	326	28	11.6
2002	Jessie Stomski	Sr.	568	31	18.3
2001	Jessie Stomski	Jr.	454	28	16.2
2000	LaTonya Sims	Jr.	482	33	14.6
1999	LaTonya Sims	So.	577	32	18.0
1998	Katie Voigt	Sr.	536	31	17.3
1997	Keisha Anderson	Sr.	531	27	19.7
1996	Barb Franke	Sr.	601	29	20.7
1995	Barb Franke	Jr.	548	29	18.9
1994	Barb Franke	So.	517	27	19.2
1993	Robin Threatt	Sr.	509	27	18.9
1992	Robin Threatt	Jr.	574	29	19.8
1991	Robin Threatt	So.	448	28	16.6
1990	Michele Kozelka	So.	445	28	15.9
1989	Janetta Johnson	Jr.	340	27	12.6
1988	Lisa Bonnell	Sr.	549	28	19.6
1987	Lisa Bonnell	Jr.	474	28	16.9
1986	Lisa Bonnell	So.	280	26	10.8
1985	Faith Johnson	Sr.	334	28	11.9
1984	Janet Huff	Sr.	515	27	19.1
1983	Theresa Huff	Sr.	458	27	16.9
1982	Theresa Huff	Jr.	540	34	15.9
1981	Theresa Huff	So.	499	30	16.6
1980	Theresa Huff	Fr.	382	26	14.1
1979	Kerry Karst	Fr.	339	24	14.1
1978	Pam Moore	Fr.	377	23	16.3
1977	Martha Calden	Sr.	320	21	15.2
1976	Kristi Condon	Sr.	199	18	11.0

Rebounding

Year	Players	Class	Rebounds	Games	Avg.
2015	Cassie Rochel	Sr.	228	28	8.1
2014	Taylor Wurtz	Sr.	235	29	8.1
2013	Cassie Rochel	Jr.	273	31	9.1
2012	Taylor Wurtz	Jr.	219	29	7.6
2011	Taylor Wurtz	So.	197	31	6.4
2010	Tara Steinbauer	Jr.	200	32	6.3
2009	Tara Steinbauer	So.	176	34	5.2
2008	Jolene Anderson	Sr.	231	30	7.7
2007	Jolene Anderson	Jr.	255	36	7.1
2006	Jolene Anderson	So.	204	29	7.0
2005	Annie Nelson	Jr.	189	24	6.8
2004	Lello Gebisa	Sr.	157	27	6.0
2003	Lello Gebisa	Jr.	170	28	6.1
2002	Jessie Stomski	Sr.	276	31	8.9
2001	Jessie Stomski	Jr.	228	28	8.1
2000	LaTonya Sims	Jr.	276	33	8.4

1999	Jessie Stomski	Fr.	214	32	6.7
1998	LaTonya Sims	Fr.	214	31	6.9
1997	Ann Klapperich	Jr.	179	27	6.6
1996	Barb Franke	Sr.	226	29	7.8
1995	Barb Franke	Jr.	229	29	7.9
1994	Barb Franke	So.	225	27	8.3
1993	Camille Williams	So.	143	27	5.3
1992	Michele Kozelka	Sr.	206	28	7.4
1991	Michele Kozelka	Jr.	260	28	9.3
1990	Michele Kozelka	So.	244	28	8.7
1989	Janetta Johnson	Jr.	230	27	8.5
1988	DeLinda Hastie	Sr.	223	27	8.3
1987	Lisa Bonnell	Jr.	209	28	7.5
1986	Lisa Bonnell	So.	185	26	7.1
1985	Chris Pruitt	Sr.	172	27	6.4
1984	Chris Pruitt	Jr.	199	28	7.1
	Andrea Adams	Jr.	199	28	7.1
1983	Theresa Huff	Sr.	303	27	11.2
1982	Theresa Huff	Jr.	394	34	11.6
1981	Theresa Huff	So.	294	30	9.8
1980	Ann Hall	Sr.	241	27	8.9
1979	Michelle Lowman	Fr.	203	23	8.8
1978	Pam Moore	Fr.	209	23	9.0
1977	Ginny Vorwald	Fr.	185	19	9.7
1976	Becky Johnson	Jr.	88	18	4.9
1976	Kristi Condon	Sr.	199	18	11.0

Assists

Year	Players	Class	Assists	Games	Avg.
2015	Dakota Whyte	Jr.	110	29	3.8
2014	Taylor Wurtz	Sr.	67	29	2.3
2013	Tiera Stephen	Sr.	155	31	5.0
2012	Jade Davis	Sr.	83	29	2.9
2011	Alyssa Karel	Sr.	83	28	3.0
2010	Rae Lin D'Alie	Sr.	110	32	3.4
2009	Rae Lin D'Alie	Jr.	105	34	2.9
2008	Jolene Anderson	Sr.	110	30	3.7
2007	Rae Lin D'Alie	Fr.	165	36	4.6
2006	Janese Banks	So.	106	24	4.4
2005	Stephanie Rich	Sr.	114	28	4.1
2004	Stephanie Rich	Jr.	151	27	5.8
2003	Stephanie Rich	So.	86	28	3.1
2002	Tamara Moore	Sr.	188	31	6.1
2001	Tamara Moore	Jr.	151	28	5.4
2000	Tamara Moore	So.	108	33	3.3
1999	Dee Dee Pate	Jr.	107	31	3.4
1998	Katie Voigt	Sr.	96	31	3.1
1997	Keisha Anderson	Sr.	123	27	4.6
1996	Keisha Anderson	Jr.	195	29	6.7
1995	Keisha Anderson	So.	153	29	5.3
1994	Katie Voigt	Fr.	124	27	4.6
1993	Peggy Shreve	Sr.	99	27	3.7
1992	Mynette Clark	Sr.	93	29	3.2
1991	Amy Bauer	Jr.	124	22	5.6
1990	Amy Bauer	So.	105	25	4.2
1989	Amy Bauer	Fr.	141	26	5.4
1988	Karen O'Malley	Sr.	113	27	4.2
1987	Verdell Hale	Jr.	123	28	4.4
1986	Karen O'Malley	So.	108	27	4.0
1985	Faith Johnson	Sr.	109	28	3.9
1984	Janet Huff	Sr.	110	27	4.1
1983	Janet Huff	Jr.	120	27	4.4

1982	Faith Johnson	Fr.	120	33	3.6
1981	Nancy Fahey	Sr.	124	31	4.0
1980	Nancy Fahey	Jr.	117	29	4.0
1979	Kelley Camp	Sr.	119	23	5.2
1978	Not available				
1977	Dot Whalen	Fr.	41	21	2.0
1976	Ellen Mason	Jr.	27	18	1.5

Steals

Year	Players	Class	Steals	Games	Avg.
2015	Dakota Whyte	Jr.	42	29	1.5
2014	Taylor Wurtz	Sr.	29	29	1.0
2013	Tiera Stephen	Sr.	82	31	2.6
2012	Taylor Wurtz	Jr.	37	29	1.3
2011	Alyssa Karel	Sr.	35	28	1.3
2010	Rae Lin D'Alie	Sr.	62	32	1.9
2009	Rae Lin D'Alie	Jr.	63	34	1.8
2008	Jolene Anderson	Sr.	51	29	1.7
2007	Jolene Anderson	Jr.	90	36	2.5
2006	Jolene Anderson	So.	61	29	2.1
2005	Stephanie Rich	Sr.	61	28	2.2
2004	Stephanie Rich	Jr.	53	27	2.0
2003	Stephanie Rich	So.	69	28	2.5
2002	Tamara Moore	Sr.	90	31	2.9
2001	Tamara Moore	Jr.	100	28	3.6
2000	Tamara Moore	So.	83	33	2.5
1999	Tamara Moore	Fr.	80	32	2.5
1998	Tanisha Boston	Jr.	48	31	1.5
1997	Keisha Anderson	Sr.	94	27	3.5
1996	Keisha Anderson	Jr.	124	29	4.3
1995	Keisha Anderson	So.	109	29	3.8
1994	Sharon Johnson	Jr.	41	27	1.5
1993	Robin Threatt	Sr.	87	27	3.2
1992	Robin Threatt	Jr.	88	29	3.0
1991	Michele Kozelka	Jr.	63	27	2.3
1990	Robin Threatt	Fr.	55	26	2.1
1989	Michele Kozelka	Fr.	45	26	1.7
1988	Verdell Hale	Sr.	43	21	2.0
1987	Verdell Hale	Jr.	53	28	1.9
1986	Karen O'Malley	So.	56	28	2.0
1985	Faith Johnson	Sr.	78	28	2.8
1984	Janet Huff	Sr.	80	27	3.0
1983	Janet Huff	Jr.	76	27	2.8
1982	Janet Huff	So.	90	34	2.6
1981	Theresa Huff	So.	60	30	2.0

1980	Linda Gough	Jr.	52	27	1.9
1979	Kerry Karst	Fr.	59	24	2.5
1978	Pam Moore	Fr.	60	23	2.6

Blocks

Year	Players	Class	Blocks	Games	Avg.
2015	Cassie Rochel	Sr.	67	28	2.4
2014	Jacki Gulczynski	Jr.	41	29	1.4
2013	Cassie Rochel	Jr.	80	31	2.7
2012	Cassie Rochel	So.	24	29	0.9
2011	Lin Zastrow`	Sr.	23	27	0.9
2010	Alyssa Karel	Jr.	26	32	0.8
2009	Lin Zastrow	So.	36	34	1.1
2008	Danielle Ward	Sr.	40	30	1.3
2007	Danielle Ward	Jr.	52	34	1.5
2006	Danielle Ward	So.	45	29	1.6
2005	Stephanie Rich	Sr.	28	28	1.0
2004	Lello Gebisa	Sr.	51	27	2.0
2003	Lello Gebisa	Jr.	59	28	2.1
2002	Emily Ashbaugh	So.	43	31	1.4
2001	Nina Smith	So.	24	27	0.9
2000	LaTonya Sims	Jr.	28	33	0.8
1999	LaTonya Sims	So.	27	32	0.8
1998	LaTonya Sims	Fr.	19	31	0.6
1997	Amy Wiersma	So.	47	27	1.7
1996	Barb Franke	Sr.	21	29	0.7
1995	Barb Franke	Jr.	19	29	0.6
1994	Barb Franke	So.	19	27	0.7
1993	Camille Williams	So.	20	27	0.7
1992	Mynette Clark	Sr.	16	27	0.6
	Camille Williams	Fr.	16	27	0.6
1991	Rebecca Leet	Fr.	12	23	0.5
1990	Amber Landrigan	Fr.	14	28	0.5
1989	Janetta Johnson	Jr.	130	27	4.8
1988	Lisa Bonnell	Sr.	23	29	0.8
1987	Inga Young	Sr.	51	28	1.8
1986	Inga Young	Jr.	43	25	1.7
1985	Lisa Bonnell	Fr.	29	29	1.0
1984	Theresa Theder	Jr.	23	23	1.0
1983	Michelle Lowman	Sr.	78	27	2.9
1982	Michelle Lowman	Jr.	54	34	1.6
1981	Michelle Lowman	So.	47	31	1.5
1980	Theresa Huff	Fr.	23	19	1.2
1979	Michelle Lowman	Fr.	74	23	3.2

CareerRecords

Points

1. Jolene Anderson	2312	2004-08
2. Barb Franke*	1994	1991-96
3. Jessie Stomski	1915	1998-02
4. Robin Threatt*	1901	1988-93
5. Theresa Huff	1879	1979-83
6. LaTonya Sims	1857	1997-01
7. Tamara Moore	1662	1998-02
8. Katie Voigt*	1576	1993-98
9. Ann Klapperich	1543	1994-98
10. Janese Banks	1512	2004-08
11. Lisa Bonnell	1482	1984-88
12. Alyssa Karel	1476	2007-11
13. Janet Huff	1455	1980-84
14. Michele Kozelka	1427	1988-92
15. Chris Pruitt	1399	1981-85
16. Taylor Wurtz*	1367	2009-14
17. Keisha Anderson	1279	1981-85
18. Morgan Paige	1230	2010-14
19. Kelley Paulus	1123	1996-00
20. Faith Johnson	1120	1980-85
21. Lin Zastrow	1053	2007-11
22. Linda Gough	1037	1977-81
23. Mynette Clark	1008	1988-92

Points per game (min. 1,200 points)

1. Jolene Anderson	18.80	2004-08
2. Barb Franke*	17.49	1991-96
3. Robin Threatt*	16.68	1988-93
4. Theresa Huff	15.90	1979-83
5. Jessie Stomski	15.57	1998-02
6. Keisha Anderson	15.05	1994-97
7. LaTonya Sims	14.97	1997-01
8. Ann Klapperich	13.65	1994-98
9. Lisa Bonnell	13.60	1984-88
10. Katie Voigt*	13.59	1993-98

Most Field Goals

1. Jolene Anderson	886	2004-08
2. Theresa Huff	823	1979-83
3. Robin Threatt*	757	1988-93
4. Jessie Stomski	744	1998-02
5. Barb Franke*	741	1991-96
6. LaTonya Sims	704	1997-01
7. Lisa Bonnell	620	1984-88
8. Janet Huff	607	1980-84
9. Ann Klapperich	598	1994-98
10. Chris Pruitt	589	1981-85

Most Field Goal Attempts

1. Jolene Anderson	2083	2004-08
2. Theresa Huff	1728	1979-83
3. Robin Threatt*	1609	1988-93
4. LaTonya Sims	1518	1997-01
5. Jessie Stomski	1452	1998-02
6. Chris Pruitt	1425	1981-85
7. Janet Huff	1406	1980-84
8. Barb Franke*	1395	1991-96
9. Lisa Bonnell	1385	1984-88
10. Alyssa Karel	1366	2007-11

Field Goal Pct. (min. 200 made)

1. Barb Franke*	.531 (741-1395)	1991-96
2. Vivian Rorer	.516 (209-405)	1980-82
3. Jessie Stomski	.512 (744-1452)	1998-02
4. Ann Klapperich	.509 (598-1175)	1994-98
5. Emily Ashbaugh	.505 (347-687)	2000-04
6. Camille Williams	.501 (308-615)	1991-95
7. Cassie Rochel*	.497 (225-453)	2010-15
8. Jennah Hartwig*	.492 (220-447)	1993-98
9. Anya Covington	.479 (282-589)	2008-12
10. Theresa Huff	.476 (823-1728)	1979-83
Tara Steinbauer	.476 (369-776)	2007-11

Most 3-Point Goals

1. Jolene Anderson	248	2004-08
2. Katie Voigt*	234	1993-98
3. Taylor Wurtz	206	2009-14
4. Kyle Black	191	1998-02
5. Stephanie Rich	182	2002-05
6. Dolly Rademaker	173	1990-94
7. Alyssa Karel	162	2007-11
8. Nicole Bauman	160	2012-pres.
9. Ashley Josephson	146	2003-06
10. Robin Threatt*	144	1988-93
Morgan Paige	144	2010-14

Most 3-Point Attempts

1. Jolene Anderson	764	2004-08
2. Katie Voigt*	653	1993-98
3. Taylor Wurtz	605	2009-14
4. Stephanie Rich	558	2002-05
5. Morgan Paige	528	2010-14
6. Kyle Black	523	1998-02
7. Dolly Rademaker	480	1990-94
8. Alyssa Karel	460	2007-11
9. Robin Threatt*	410	1988-93
10. Mynette Clark	390	1988-92

3-Point Field Goal Pct. (75 made min.)

1. Nicole Bauman	.416 (160-385)	2012-pres.
2. Ashley Josephson	.392 (146-372)	2003-06
3. Jacki Gulczynski	.375 (133-355)	2011-15
4. Karie Cattanaach	.373 (116-311)	1993-97
5. Kyle Black	.365 (191-523)	1998-02
6. Nicole Bauman	.362 (80-221)	2012-14
7. Rae Lin D'Alie	.361 (88-244)	2006-10
8. Dolly Rademaker	.360 (173-480)	1990-94
9. Katie Voigt*	.358 (234-653)	1993-98
10. Alyssa Karel	.352 (163-460)	2007-11

Most Free Throws

1. Barb Franke*	481	1991-96
2. Janese Banks	446	2004-08
3. Jessie Stomski	419	1998-02
4. LaTonya Sims	406	1997-01
5. Tamara Moore	387	1998-02
6. Ann Klapperich	338	1994-98
7. Michele Kozelka	333	1988-92
8. Morgan Paige	326	2010-14
9. Jolene Anderson	292	2004-08
10. Camille Williams	285	1991-95

Most Free Throw Attempts

1. Barb Franke*	708	1991-96
2. Jessie Stomski	610	1998-02
3. LaTonya Sims	585	1997-01
4. Janese Banks	572	2004-08
5. Tamara Moore	494	1998-02
6. Ann Klapperich	452	1994-98
7. Michele Kozelka	451	1988-92
8. Camille Williams	421	1991-95
9. Theresa Huff	409	1979-83
10. Morgan Paige	397	2010-14

Free Throw Pct. (min. 150 made)

1. Katie Voigt*	.831 (276-332)	1993-98
2. Jolene Anderson	.827 (292-353)	2004-08
3. Morgan Paige	.821 (326-397)	2010-14
4. Tamara Moore	.783 (387-494)	1998-02
5. Janese Banks	.780 (446-572)	2004-08
6. Mynette Clark	.772 (193-250)	1988-92
Amy Bauer	.772 (206-267)	1988-91
8. Ann Klapperich	.748 (938-452)	1994-98
9. Chris Pruitt	.742 (221-298)	1981-85
10. Tara Steinbauer	.740 (199-269)	2007-11

Rebounds

1. Theresa Huff	1201	1979-83
2. Jessie Stomski	961	1998-02
3. Michele Kozelka	916	1988-92
4. LaTonya Sims	882	1997-01
5. Barb Franke*	881	1991-96
6. Jolene Anderson	848	2004-08
7. Taylor Wurtz*	793	2009-14
8. Lisa Bonnell	760	1984-88
9. Michelle Lowman	719	1978-83
10. Chris Pruitt	685	1981-85

Rebounds per game (min. 500)

1. Theresa Huff	10.17	1979-83
2. Michele Kozelka	8.25	1988-92
3. Jessie Stomski	7.81	1998-02
4. Barb Franke*	7.72	1991-95
5. Ann Hall	7.56	1978-80
6. LaTonya Sims	7.11	1997-01
7. Lisa Bonnell	6.97	1984-88
8. DeLinda Hastie	6.92	1985-88
9. Jolene Anderson	6.90	2004-08
10. Linda Gough	6.31	1977-81

Assists

1. Tamara Moore	554	1998-02
2. Rae Lin D'Alie	483	2006-10
3. Keisha Anderson	471	1994-97
4. Janet Huff	412	1980-84
5. Jolene Anderson	409	2004-08
6. Stephanie Rich	383	2002-05
7. Katie Voigt*	373	1993-98
8. Amy Bauer	370	1988-91
9. Chris Pruitt	367	1981-85
10. Faith Johnson	362	1980-85

Assists per game (min. 200)

1. Keisha Anderson	5.54	1994-97
2. Amy Bauer	5.07	1988-91
3. Tamara Moore	4.47	1998-02
4. Karen O'Malley	3.85	1985-88
5. Rae Lin D'Alie	3.66	2006-10
6. Janet Huff	3.49	1980-84
7. Stephanie Rich	3.39	2001-05
8. Verdell Hale	3.33	1985-88
9. Jolene Anderson	3.30	2004-08
10. Dot Whalen	3.28	1976-80

Blocked Shots

1. Michelle Lowman	253	1978-83
2. Cassie Rochel*	181	2010-15
3. Danielle Ward	156	2004-08
4. Janetta Johnson	130	1988-89
5. Emily Ashbaugh	113	2000-04
6. Lello Gebisa	110	2002-04
7. Inga Young	109	1984-87
8. Lin Zastrow	108	2007-11
9. Theresa Huff	106	1979-83
10. Jacki Gulczynski	104	2011-15

Blocked Shots per game (min. 50 games)

1. Michelle Lowman	2.20	1978-83
2. Lello Gebisa	2.04	2002-04
3. Cassie Rochel*	1.65	2010-15
4. Inga Young	1.35	1984-87
5. Danielle Ward	1.29	2004-08
6. Amy Wiersma	1.07	1995-99
7. Emily Ashbaugh	1.00	2000-04
8. Jacki Gulczynski	0.91	2011-15
9. Theresa Huff	0.90	1979-83
10. Lin Zastrow	0.89	2007-11

Steals			Games Started			Double-Figure Scoring		
1. Tamara Moore	353	1998-02	1. Rae Lin D'Alie	131	2006-10	1. Jolene Anderson	118	2004-08
2. Keisha Anderson	327	1994-97	2. Jolene Anderson	123	2004-08	2. Jessie Stomski	105	1998-02
3. Janet Huff	294	1980-84	3. LaTonya Sims	120	1997-01	LaTonya Sims	105	1997-00
4. Robin Threatt*	283	1988-93	4. Katie Voigt	115	1993-98	4. Theresa Huff	102	1979-83
5. Faith Johnson	260	1980-85	Janese Banks	115	2004-08	5. Barb Franke*	98	1991-96
6. Jolene Anderson	242	2004-08	6. Barb Franke*	114	1991-96	6. Robin Threatt*	96	1988-93
7. Theresa Huff	241	1979-83	7. Robin Threatt*	110	1988-93	7. Tamara Moore	91	1998-02
8. Chris Pruitt	217	1981-85	8. Jessie Stomski	104	1998-02	8. Katie Voigt*	88	1993-98
9. Rae Lin D'Alie	213	2006-10	Tamara Moore	104	1996-02	9. Ann Klapperich	84	1994-98
10. Stephanie Rich	209	2001-05	10. Ann Klapperich	103	1994-98	10. Alyssa Karel	79	2007-11
Steals per game			Consecutive Games Started			Consecutive Double-Figure Scoring		
1. Keisha Anderson	3.85	1994-97	1. Jolene Anderson	123	2005-08	1. LaTonya Sims	45	1997-00
2. Tamara Moore	2.85	1998-02	2. LaTonya Sims	95	1998-01	2. Jolene Anderson	39	2004-08
3. Janet Huff	2.49	1980-84	3. Michelle Kozelka	94	1988-92	3. Robin Threatt*	37	1991-92
4. Robin Threatt*	2.48	1989-94	4. Jessie Stomski	91	1988-02	4. Barb Franke*	34	1994-96
5. Faith Johnson	2.20	1980-85	5. Anne Klapperich	87	1994-87	Consecutive Games with a Double-Double		
6. Theresa Huff	2.04	1979-83	6. Rae Lin D'Alie	86	2006-09	1. Theresa Huff	8	Jan. 14, 1983-Feb. 11, 1983
7. Jolene Anderson	1.96	2004-08	7. Morgan Paige	79	2010-14	2. Theresa Huff	7	Feb. 27, 1982-Mar. 21, 1982
8. Chris Pruitt	1.89	1981-85	8. Robin Threatt*	76	1988-93	3. DeLinda Hastie	5	Dec. 9, 1987-Jan. 5, 1988
Sheila Driver	1.89	1983-86	9. Janese Banks	67	2004-08	4. Jessie Stomski	4	Nov. 27, 2001-Dec. 5, 2001
10. Stephanie Rich	1.85	2001-05	10. Taylor Wurtz*	66	2009-14	5. Jacki Gulczynski	3	Dec. 10, 2012-Dec. 23, 2012
Games Played			Minutes			Career Double-Doubles		
1. Rae Lin D'Alie	132	2006-10	1. Jolene Anderson	4,306	2004-08	1. Theresa Huff	60	1979-83
2. Teah Gant	131	2006-10	2. LaTonya Sims	3,896	1997-01	2. Jessie Stomski	37	1998-02
3. Taylor Wurtz*	126	2009-14	3. Jessie Stomski	3,886	1998-02	3. Barb Franke*	29	1991-96
4. Alyssa Karel	124	2007-11	4. Tamara Moore	3,884	1998-02	4. Jolene Anderson	26	2004-08
Tamara Moore	124	1996-02	5. Rae Lin D'Alie	3,830	2006-10	Michele Kozelka	26	1988-92
LaTonya Sims	124	1997-01	6. Katie Voigt*	3,811	1993-98	6. LaTonya Sims	23	1997-01
7. Anya Covington	123	2008-12	7. Janese Banks	3,793	2004-08	7. Linda Gough	21	1977-81
Kyle Black	123	1998-02	8. Alyssa Karel	3,735	2007-11	8. Lisa Bonnell	17	1984-88
Jolene Anderson	123	2004-08	9. Taylor Wurtz*	3,703	2009-14	Taylor Wurtz*	17	2009-14
Jessie Stomski	123	1998-02	10. Robin Threatt*	3,550	1988-93	10. Ann Klapperich	14	1994-98
Consecutive Games Played			Minutes per game (min. 50 games)			11. Michelle Lowman	13	1978-83
1. Rae Lin D'Alie	132	2006-10	1. Jolene Anderson	35.0	2004-08	12. Chris Pruitt	12	1981-85
2. Tamara Moore	124	1998-02	2. Keisha Anderson	33.6	1994-97	13. Jacki Gulczynski	11	2011-15
LaTonya Sims	124	1997-01	3. Katie Voigt*	32.9	1993-98	14. Cassie Rochel*	10	2010-15
4. Jolene Anderson	123	2005-08	4. Janese Banks	32.1	2004-08	Tara Steinbauer	10	2008-11
5. Jacki Gulczynski	113	2011-15	5. Amy Bauer	32.0	1988-91	Lello Gebisa	10	2002-04
6. Jordan Wilson	112	2002-06	6. Jessie Stomski	31.6	1998-02	DeLinda Hastie	10	1985-88
7. Tara Steinbauer	111	2007-11	7. LaTonya Sims	31.4	1997-01	18. Tamara Moore	9	1998-02
8. Anya Covington	105	2008-12	8. Tamara Moore	31.3	1998-02	19. Anya Covington	7	2008-11
9. Morgan Paige	103	2010-14	9. Robin Threatt*	31.1	1988-93	Michala Johnson	7	2013-15
10. Taylor Wurtz*	98	2009-14	10. Alyssa Karel	30.1	2007-11			

* Includes red-shirt year

CareerStatisticsAllPlayers

Name	Years	GP-GS	Min	Avg	3-Point							Rebounds												PF	FO	Ast	TO	Blk	Stl	Pts	Avg
					FG	FGA	Pct	FT	FTA	Pct	Off	Def	Tot	Avg																	
Katy Aagard	2001-02	1-0	2	2.0	0	0	.000	0	0	.000	0	0	.000	0	0	0	0.0	0	0	0	0	0	0	0	0	0	0	0			
Andrea Adams	1981-85	106-43	1797	17.0	133	404	.329	—	—	—	72	128	.563	140	337	477	4.5	135	1	49	115	50	82	338	3.2						
Akiya Alexander	2004-06	36-1	388	10.8	32	107	.299	8	21	.381	18	37	.486	9	28	37	1.0	54	0	33	60	1	15	90	2.5						
Debbie Ambruso	1979-81	37-0	—	—	22	74	.297	—	—	—	10	13	.769	3	21	24	0.6	32	—	27	44	—	15	54	1.5						
Stacy Amend	1975-76	10-0	—	—	17	59	.288	—	—	—	0	0	.000	12	15	27	2.7	15	—	15	20	—	10	34	3.4						
Jolene Anderson	2004-08	123-123	4306	37.2	886	2083	.425	248	764	.325	292	353	.827	294	554	848	6.9	224	1	409	318	32	242	2312	18.8						
Keisha Anderson	1995-96	85-84	2859	33.6	502	115	.454	34	108	.315	241	336	.717	115	227	342	4.0	208	4	471	325	14	327	1279	15.0						
Emily Ashbaugh	2000-04	113-81	2537	22.5	347	687	.505	0	1	.000	131	212	.618	196	349	454	4.8	334	10	113	227	113	70	825	7.3						
Kjersten Bakke	2002-06	82-13	1080	13.2	57	158	.361	1	5	.200	35	53	.660	94	106	200	2.4	127	4	54	84	10	20	150	1.8						
Janese Banks	2004-08	118-115	3793	32.1	482	1230	.392	102	311	.328	446	572	.780	316	204	620	5.3	330	10	322	342	13	186	1512	12.8						
Amy Bauer	1988-91	73-72	2339	32.0	216	611	.427	44	145	.303	206	267	.772	41	207	248	3.4	207	6	370	349	12	121	772	10.6						
Krista Bird	1988-01	74-1	666	9.0	59	152	.388	1	2	.500	20	33	.606	43	87	130	1.8	76	0	23	63	18	18	139	1.9						
Kyle Black	1998-02	123-63	2944	23.9	332	787	.422	191	523	.365	121	156	.776	88	164	252	2.0	123	1	210	187	7	102	976	7.9						
Lisa Bonnell	1984-88	109-74	3080	28.3	620	1385	.448	31	97	.320	211	317	.666	191	569	760	7.0	242	3	46	258	79	94	1482	13.6						
Jean Borman	1975-76	1-0	—	—	2	2	1.000	—	—	—	0	0	.000	0	0	0	0.0	1	—	0	1	—	0	4	4.0						
Jean Bormett	1975-76	16-2	—	—	15	72	.208	—	—	—	6	10	.600	5	11	17	1.1	34	—	4	45	—	7	36	2.3						
Tanisha Boston	1995-99	96-64	2301	24.0	235	583	.403	18	87	.207	119	175	.680	114	283	397	4.1	208	3	152	224	31	130	607	6.3						
Heather Bostrom	1988-93	92-3	835	9.1	72	216	.333	17	72	.236	59	86	.686	40	116	156	1.7	207	8	34	138	18	70	220	2.4						
Nicki Boucher	1986-88	16-0	45	2.8	3	8	.375	0	0	.000	1	5	.200	2	1	3	0.2	4	0	3	6	0	0	7	0.4						
Michele Bourne	1989-90	9-0	60	6.7	3	9	.333	0	0	.000	3	6	.500	3	16	19	2.1	8	0	2	5	2	1	9	1.0						
Erin Broome	1992-93	8-0	15	1.9	0	2	.000	0	1	.000	0	1	.000	0	2	2	0.3	1	0	0	2	0	1	0	0.0						
AnnMarie Brown	2011-15	90-2	984	10.9	72	212	.344	15	66	.227	26	30	.867	76	142	218	2.4	76	0	36	79	9	14	187	2.1						
Aly Bucierka	2009-10	4-0	6	1.5	0	1	.000	0	0	.000	2	4	.500	1	0	1	0.3	0	0	0	0	0	0	2	0.5						
Jada Buggs	2010-11	15-0	74	4.9	5	8	.625	0	0	.000	2	6	.333	3	6	9	0.6	5	0	3	6	3	0	12	0.8						
Michele Burkholder	1994-98	25-0	73	2.9	6	27	.222	0	0	.000	5	6	.833	4	11	15	0.6	8	0	4	10	0	4	17	0.7						
Martha Calden	1975-77	21-0	—	—	129	258	.500	—	—	—	62	95	.653	—	—	182	8.7	62	—	—	52	—	—	320	15.2						
Kelly Camp	1977-79	47-0	—	—	258	681	.294	—	—	—	55	81	.679	44	162	206	4.4	139	2	119	161	4	53	591	12.6						
Brittany Cannon	2005-06	1-0	2	2.0	0	0	.000	0	0	.000	0	0	.000	0	0	0	0.0	0	0	0	0	0	0	0	0.0						
Karie Cattanaach	1993-97	112-42	1889	16.9	154	414	.372	116	311	.373	15	40	.375	71	135	206	1.8	181	2	120	115	9	90	439	3.9						
Mary Chernelich	1982-84	53-15	973	18.4	94	217	.433	—	—	—	58	79	.734	67	122	189	3.6	72	0	117	126	8	51	246	4.6						
Mynette Clark	1988-92	95-70	2294	24.1	343	884	.388	129	390	.331	193	250	.772	100	239	339	3.6	252	10	240	359	30	141	1008	10.6						
Christine Cleary	1995-99	14-0	29	2.1	2	10	.200	0	1	.000	1	4	.250	1	5	6	0.4	1	0	2	6	1	3	5	0.4						
Kristi Condon	1975-76	18-17	—	—	85	229	.371	—	—	—	29	49	.592	68	82	150	8.3	61	—	18	51	—	23	199	11.1						
Anya Covington	2008-12	123-35	2003	16.3	282	589	.479	1	2	.500	107	161	.665	113	376	489	4.0	229	2	97	204	57	44	672	5.5						
Ann Crangle	2006-08	12-0	20	1.7	2	6	.333	2	6	.333	2	2	1.000	0	2	2	0.2	0	0	0	0	0	0	8	0.7						
Rae Lin D'Alie	2006-10	132-131	3830	29.0	336	853	.394	88	244	.361	170	261	.651	69	381	450	3.4	280	7	483	395	9	213	930	7.0						
Jade Davis	2008-12	121-54	2577	21.3	167	525	.318	109	319	.342	71	89	.798	54	159	213	1.8	202	2	179	203	6	93	514	4.2						
Julia Delaney	1986-87	6-0	12	2.0	0	5	.000	0	0	.000	0	3	.000	3	3	6	1.0	0	0	0	3	0	0	0	0.0						
Kesa Dillon	1992-96	66-0	269	4.1	15	47	.319	2	8	.250	6	14	.429	20	24	44	0.7	53	0	8	27	0	14	38	0.6						
Margaret Drexler	1986-87	5-0	12	2.4	0	5	.000	0	0	.000	2	3	.667	1	3	4	0.8	5	0	1	3	0	0	2	0.4						
Sheila Driver	1982-86	88-50	2081	23.6	251	656	.383	—	—	—	113	177	.638	86	178	264	3.0	223	8	230	286	22	166	615	7.0						
Colleen Dublinski	1975-76	1-0	—	—	0	0	.000	—	—	—	0	0	.000	0	0	0	0.0	0	—	0	0	—	0	0	0.0						
Mariah Dunham	2006-09	85-34	101	20.0	203	529	.384	63	201	.313	131	178	.736	145	204	349	4.1	155	3	102	121	48	60	600	7.1						
Judy Ebeling	1998-01	15-0	46	3.1	1	6	.167	0	1	.000	5	8	.625	0	4	4	0.3	3	0	3	5	0	3	7	0.5						
Gina Edmonds	1987-91	90-13	1101	12.2	50	150	.333	0	0	.000	44	94	.468	24	101	125	1.4	153	4	100	175	10	62	144	1.6						
Ericka Engen	2006-07	12-0	11	0.9	11	6	.167	0	3	.000	0	0	.000	0	0	0	0.0	1	0	0	1	0	1	2	0.2						
Kandace Evans	2003-04	24-0	296	12.3	16	61	.262	3	20	.150	17	25	.680	13	20	33	1.4	49	0	30	46	2	16	52	2.2						
Nancy Fahey	1977-81	87-NA	—	—	205	493	.416	—	—	—	45	86	.523	59	141	200	2.3	176	4	255	231	4	105	455	5.2						
Tracy Faulkner																															

Name	Years	GP-GS	Min	Avg	3-Point						Rebounds														
					FG	FGA	Pct	FT	FTA	Pct	Off	Def	Tot	Avg	PF	FO	Ast	TO	Blk	Stl	Pts	Avg			
Caitlin Gibson	2005-09	95-40	1258	13.2	152	364	.418	0	0	.000	78	133	.586	83	183	266	2.18	152	3	39	109	36	26	382	4.0
Margaret Gilmartin	2003-04	2-0	3	1.5	0	1	.000	0	1	.000	2	2	1.000	0	0	0	0.0	0	0	0	0	0	0	2	1.0
Linda Gough	1977-81	104-NA	—	—	460	1172	.392	—	—	—	117	178	.657	242	414	656	6.3	310	9	137	231	20	110	1037	10.0
Maike Grossman	1985-86	13-0	47	3.6	4	19	.211	—	—	—	1	2	.500	0	6	6	0.5	4	0	2	8	0	2	9	0.7
Jacki Gulczynski	2011-15	114-89	3042	26.7	355	837	.424	133	355	.375	113	132	.856	123	427	550	4.8	162	2	133	167	104	49	956	8.4
Verdell Hale	1985-88	66-35	1702	25.8	175	524	.335	1	15	.067	151	221	.683	34	98	132	2.0	145	5	220	287	2	117	502	7.6
Ann Hall	1978-81	73-NA	—	—	257	599	.429	—	—	—	138	197	.701	201	351	552	7.6	221	4	196	287	16	124	652	8.9
Kris Hallisy	1979-83	105-NA	521	5.0	85	247	.344	—	—	—	34	50	.680	70	165	235	2.2	48	0	57	76	9	41	204	1.9
Jennah Hartwig	1993-98	113-16	1859	16.5	220	447	.492	4	16	.250	146	246	.593	177	234	411	3.6	143	2	87	172	46	106	590	5.2
DeLinda Hastie	1985-88	82-64	2147	26.2	294	758	.388	0	0	.000	201	333	.604	144	424	568	6.9	217	8	60	203	58	76	789	9.9
Leah Hefte	1999-03	93-2	906	9.7	77	215	.358	42	115	.365	44	64	.688	18	64	82	0.9	65	0	47	90	1	22	240	2.6
Brittany Heins	2006-08	58-8	723	12.5	45	124	.363	5	22	.227	24	50	.480	50	60	110	1.9	83	3	20	52	17	16	119	2.1
Heather Henkel	1993-94	8-0	32	4.0	4	9	.444	0	0	.000	1	2	.500	3	7	10	1.3	0	0	0	5	0	3	9	1.1
Phyllis Hogans	1977-79	42-0	—	—	86	220	.391	—	—	—	19	33	.576	16	32	48	1.1	59	1	44	60	1	25	191	4.5
Maureen Holloway	1975-76	18-2	—	—	10	41	.244	—	—	—	4	8	.500	23	31	54	3.0	19	0	7	25	—	0	24	1.3
Cammy Hudson	1982-87	58-5	524	9.0	48	103	.466	—	—	—	15	25	.600	46	91	137	2.4	89	1	4	35	26	10	111	1.9
Janet Huff	1980-83	118-76	2646	22.4	607	1406	.432	—	—	—	241	328	.735	72	304	376	3.2	314	9	412	387	34	294	1455	12.3
Theresa Huff	1979-83	118-NA	1952	16.6	824	1728	.476	—	—	—	233	409	.570	446	755	1201	10.2	309	6	132	395	77	241	1879	15.9
April Hunt	1977-79	39-0	—	—	57	214	.313	—	—	—	22	45	.489	31	110	141	3.6	56	0	17	61	7	8	156	4.0
Sarah Ingison	2006-08	46-0	301	6.5	13	55	.236	1	10	.100	7	10	.700	4	14	18	0.4	22	0	28	33	0	4	34	0.7
Leslie Jauch	2001-02	14-0	64	4.5	4	9	.444	0	0	.000	4	6	.667	1	8	9	0.6	9	0	0	5	1	2	12	0.9
Sarah Jirovec	1998-02	55-1	240	4.4	18	45	.400	1	1	1.000	20	30	.667	9	29	38	0.7	21	0	3	17	2	2	57	1.0
Becky Johnson	1975-77	38-7	—	—	80	247	.324	—	—	—	30	50	.600	39	88	185	4.9	46	0	20	72	—	15	190	5.0
Faith Johnson	1980-85	118-76	2688	22.8	470	1190	.395	—	—	—	180	292	.616	104	247	351	3.0	248	7	312	327	9	260	1120	9.5
Janetta Johnson	1988-89	27-25	758	28.1	152	295	.515	0	0	.000	36	79	.456	—	—	230	8.5	112	13	17	82	130	29	340	12.6
Sharon Johnson	1991-95	107-35	2036	19.0	257	695	.370	19	99	.192	130	212	.613	89	186	275	2.6	277	13	162	291	4	106	663	6.2
Carol Jones	1979-NA	56-1	—	—	185	461	.401	—	—	—	51	75	.680	24	59	83	1.5	127	1	138	184	8	78	421	7.5
Ashley Josephson	2002-06	102-70	2932	28.7	332	868	.382	146	372	.392	99	199	.832	43	196	239	2.3	141	1	177	182	11	86	909	8.9
Kathy Kamrath	1987-88	17-1	157	9.2	12	29	.414	0	0	.000	13	22	.591	—	—	33	1.9	24	0	7	11	4	1	37	2.2
Alyssa Karel	2007-11	124-94	3735	30.1	571	1366	.418	162	460	.352	172	243	.708	62	306	368	3.0	287	4	246	294	70	152	1476	11.9
Kerry Karst	1978-79	24-0	—	—	142	327	.434	—	—	—	55	84	.655	36	80	116	4.8	77	0	81	99	1	59	339	14.1
Monyvette Kee	1982-83	7-1	63	9.0	5	14	.357	—	—	—	7	11	.636	2	11	13	1.9	11	1	4	7	0	4	17	2.4
Katie Kennedy	1993-94	3-0	5	1.7	1	1	1.000	0	0	.000	0	0	.000	0	2	2	0.7	2	0	1	0	0	0	2	0.7
Ann Klapperich	1994-98	113-103	2936	26.0	598	1175	.509	9	31	.290	338	452	.748	260	408	668	5.9	336	14	137	194	24	188	1543	13.7
Rachel Klongland	1997-01	22-0	96	4.4	5	26	.182	4	23	.174	4	9	.444	2	6	8	0.4	3	0	7	9	0	1	18	0.8
Missy Konieczny	1996-00	109-1	1001	9.2	103	166	.620	0	0	.000	76	126	.603	93	132	225	2.1	123	0	29	91	15	15	282	2.6
Michele Kozelka	1988-92	111-102	3317	29.9	546	1168	.467	2	10	.200	333	451	.738	249	667	916	8.3	281	10	166	285	29	204	1427	12.9
Lori Kroenig	1980-81	23-0	—	—	27	66	.409	—	—	—	11	13	.846	4	18	22	1.0	24	0	15	18	1	8	65	2.8
Daria Kryuchkova	2012-14	18-1	87	4.8	9	20	.450	0	0	.000	4	6	.667	3	9	12	0.7	14	0	0	5	4	0	22	1.2
Jody Kurilla	1980-81	7-0	—	—	4	16	.250	—	—	—	0	0	.000	0	7	7	1.0	3	0	4	3	0	3	8	1.1
Amber Landrigan	1990-93	32-0	169	5.3	21	46	.457	0	0	.000	8	14	.571	19	33	52	1.6	29	0	3	18	4	2	50	1.6
Lisa Lawrence	1987-91	107-80	2515	23.5	266	646	.412	0	7	.000	219	312	.702	116	412	528	4.9	218	13	96	317	25	80	751	7.0
Anne Lederer	1983-84	7-1	31	4.4	6	10	.600	—	—	—	8	8	1.000	1	5	6	0.9	5	0	0	5	1	2	20	2.9
Rebecca Leet	1990-93	56-10	577	10.3	67	136	.493	0	0	.000	40	62	.635	52	98	150	2.7	80	2	16	43	19	8	174	3.1
Kelly Leinfelder	1985-87	36-4	253	7.0	16	66	.242	—	—	—	12	26	.462	19	24	43	1.2	29	0	10	31	0	5	44	1.2
Jessica Liegel	2000-03	5-0	8	1.6	0	2	.000	0	1	.000	0	0	.000	1	0	1	0.2	1	0	0	2	0	1	0	0.0
Lorraine Lorenzen	1977-80	20-NA	—	—	18	61	.295	—	—	—	2	2	1.000	6	13	19	1.0	3	0	5	10	0	0	38	1.9
Michelle Lowman	1978-83	115-43	1319	11.5	307	794	.387	—	—	—	124	198</													

Name	Years	GP-GS	Min	Avg	3-Point			Rebounds																			
					FG	FGA	Pct	FG	FGA	Pct	FT	FTA	Pct	Off	Def	Tot	Avg	PF	FO	Ast	TO	Blk	Stl	Pts	Avg		
Teena Parduhn	1975-77	34-0	—	—	16	58	.276	—	—	—	3	11	.273	3	12	15	0.4	32	0	0	32	—	1	35	1.0		
Karen Parks	1975-76	5-0	—	—	1	4	.250	—	—	—	0	2	.000	0	1	1	0.2	2	0	1	2	—	0	2	0.4		
Dee Dee Pate	1996-00	122-64	2489	20.4	131	362	.362	11	64	.172	103	169	.609	65	156	221	1.8	230	6	327	302	5	171	376	3.1		
Kelley Paulus	1996-00	88-53	2255	25.6	310	765	.405	36	124	.290	178	240	.742	83	181	264	3.0	175	4	139	194	9	110	834	9.5		
Vicki Prince	1984-87	67-21	903	13.5	98	317	.309	—	—	—	37	57	.649	46	93	139	2.1	141	10	121	168	14	42	233	3.5		
Chris Pruitt	1981-85	115-89	3343	29.1	589	1425	.413	—	—	—	221	298	.742	252	433	685	6.0	327	15	367	384	58	217	1399	12.2		
Joan Purcell	1975-77	39-17	—	—	89	274	.325	—	—	—	25	48	.521	—	—	219	5.6	94	0	24	79	—	4	203	5.2		
Dolly Rademaker	1990-94	111-43	2108	19.0	301	836	.360	173	480	.360	48	88	.545	99	200	299	2.27	200	4	115	181	13	73	823	7.4		
Jenny Rhodes	1994-98	112-2	1159	10.3	64	150	.427	0	0	.000	48	96	.500	72	144	216	1.9	130	0	34	75	7	22	175	1.6		
Stephanie Rich	2001-05	113-85	3338	29.5	327	1006	.325	182	558	.326	142	195	.728	75	335	410	3.6	174	3	383	304	84	209	978	8.7		
Emily Richter	1996-98	5-0	9	1.8	1	1	1.000	0	0	.000	2	2	1.000	1	2	3	0.6	0	0	1	3	0	0	4	0.8		
Stacy Riemer	1993-97	39-0	157	4.0	4	14	.286	0	1	.000	15	20	.750	5	17	22	0.6	17	0	14	42	1	2	23	0.6		
Cassie Rochel	2010-15	110-61	2253	205	225	453	.497	0	0	.000	98	152	.645	222	425	647	5.9	289	8	107	155	181	69	548	5.0		
Vivian Rorer	1980-81	52-31	—	—	209	405	.516	—	—	—	89	167	.533	88	279	366	7.0	140	7	84	116	10	89	507	9.8		
Carol Ross	1975-76	17-2	—	—	21	68	.309	—	—	—	2	4	.500	7	27	34	2.0	5	0	0	16	—	3	44	2.6		
Shelly Rucinski	1986-87	109-48	2256	20.7	260	664	.392	53	186	.285	78	116	.672	28	182	210	1.9	113	1	212	258	7	75	651	6.0		
Jennifer Rudiger	1975-76	7-0	—	—	1	10	.100	—	—	—	0	1	.000	1	2	3	0.4	8	0	0	3	—	0	2	0.3		
Jane Runzheimer	1987-8	7-0	12	1.7	2	4	.500	0	0	.000	1	3	.333	0	2	2	0.3	0	0	0	0	1	0	5	0.7		
Jamie Russell	2008-10	48-0	412	8.6	33	99	.333	5	25	.200	5	13	.385	8	40	48	1.0	42	0	14	43	2	22	76	1.6		
Janice Ryan	1976-77	15-0	—	—	12	44	.273	—	—	—	3	8	.375	—	—	32	2.1	22	0	0	14	—	—	27	1.8		
Anne Saeman	1976-79	40-0	—	—	70	204	.343	—	—	—	26	47	.553	—	—	90	2.1	61	0	3	75	—	3	166	4.2		
Carol Scott	1976-78	40-0	—	—	45	136	.331	—	—	—	25	44	.568	4	10	14	0.4	37	0	0	62	—	—	115	2.9		
Megan Scott	1983-84	22-18	685	31.1	127	232	.547	—	—	—	60	108	.556	80	101	181	8.2	70	3	15	64	10	52	314	14.3		
Jennifer Scotten	1988-90	15-0	90	6.0	11	28	.393	0	0	.000	3	5	.600	4	14	18	1.2	11	0	3	7	0	4	25	1.7		
Kristi Seeger	1999-03	108-38	1700	15.7	175	361	.485	9	32	.281	84	115	.730	148	222	370	3.4	68	0	118	140	24	61	443	4.1		
Peggy Shreve	1989-93	94-44	1985	21.1	119	326	.365	15	81	.185	69	109	.633	51	171	222	2.4	118	1	238	282	4	73	322	3.4		
Linda Sielaff	1981-82	15-1	112	7.5	15	34	.441	—	—	—	4	8	.500	1	9	10	0.7	19	1	5	19	0	1	34	2.3		
Abby Simmons	2000-04	8-1	14	1.8	0	2	.000	0	0	.000	4	6	.667	0	1	1	0.1	1	0	1	0	0	0	4	0.5		
LaTonya Sims	1997-01	124-120	3896	31.4	704	1518	.464	43	151	.285	406	585	.694	353	529	882	7.1	310	6	161	209	92	159	1857	15.0		
Jane Skarr	1983-85	27-4	260	9.6	18	58	.310	—	—	—	7	15	.467	6	24	30	1.1	18	0	20	32	1	7	43	1.6		
Cindy Slovak	1982-86	57-5	445	7.8	70	166	.422	—	—	—	21	27	.778	29	65	94	1.6	37	0	45	59	2	19	151	2.8		
Candas Smith	1999-02	89-7	998	11.2	42	115	.365	15	38	.395	41	53	.774	17	55	72	0.8	115	3	130	139	2	70	140	1.6		
Carolyn Smith	1977-78	10-0	—	—	6	17	.353	—	—	—	3	6	.500	6	20	26	2.6	17	0	0	8	0	0	15	1.5		
Nina Smith	1999-01	42-37	1044	24.9	191	329	.581	3	15	.200	95	151	.629	91	172	263	6.3	153	10	44	125	41	32	480	11.4		
Christine Spencer	2005-07	27-0	212	7.9	26	61	.426	6	16	.375	5	8	.625	16	9	25	0.9	17	0	4	19	5	6	63	2.3		
Tara Steinbauer	2007-11	118-89	2691	22.8	369	776	.476	27	69	.391	199	269	.740	181	418	599	5.1	271	2	99	179	19	70	964	8.2		
Tiera Stephen	2010-13	83-32	1631	19.7	98	277	.354	2	21	.095	56	79	.709	45	224	269	3.2	118	0	221	216	11	119	254	3.1		
Helen Stoffel	1986-87	12-0	34	2.8	4	9	.444	—	—	—	7	13	.538	3	7	10	0.8	4	0	0	3	0	2	15	1.3		
Jessie Stomski	1998-02	123-1404	3886	31.6	744	1452	.512	8	34	.235	419	610	.687	303	658	961	7.8	374	18	210	356	79	128	1915	15.6		
Linda Stuessy	1982-84	10-0	44	4.4	0	5	.000	—	—	—	0	1	.000	1	6	7	0.7	6	0	1	0	0	0	0	0.0		
Teresa Theder	1981-85	103-42	1825	17.7	177	430	.412	—	—	—	106	173	.613	114	246	360	3.5	283	15	48	178	71	33	460	4.5		
Ashley Thomas	2008-12	100-32	1431	14.2	83	210	.395	0	3	.000	41	81	.506	50	99	149	1.5	147	2	41	95	22	38	207	2.1		
Robin Threatt	1988-93	114-110	3550	31.1	757	1609	.470	144	410	.351	243	337	.721	157	357	514	4.5	288	4	248	321	49	283	1901	16.7		
Susan Tringali	1975-76	13-0	—	—	9	32	.281	—	—	—	0	0	.000	4	4	8	0.6	8	0	0	14	0	0	18	1.4		
Alana Trotter	2008-09	12-0	43	3.6	6	12	.500	4	8	.500	0	0	.000	2	2	4	0.3	1	0	1	1	0	3	16	1.3		
Katie Voigt	1993-98	116-115	3811	32.9	533	1270	.420	234	653	.358	276	332	.831	133	431	564	4.9	208	2	373	403	35	145	1576	13.6		
Ginny Vorwald	1976-80	91-NA	—	—	176	465	.378	—	—	—	149	251	.594	134	287	421	4.6	229	4	22	170	6	53	501	5.5		
Danielle Ward	2004-08	121-65	2244	18.5	378	801	.472	1	3	.333	149	249	.598	281	370	651	5.4	373	21	64	186	156	155	906	7.5		
Jen Waterman	1989-93	90-21	1229	13.7	141	349	.404	31	86	.360	63	108	.583	72	162	234	2.6	135	4	37	146	8	46	376	4.2		
Brenda Weare	1976-77	10-0	—	—	5	31	.161	—	—	—	3	4	.750	0	0	0	0.0	7	0	0	15	0	0	13	1.3		
Sharī Welton	2004-06	51-8	522	10.2	44	118	.373	2	4	.500	15	24	.625	35	41	76	1.5	49	0	28	39	2	11	105	2.1		
Jenni Westphal	1994-95	3-0	11	3.7	0	2	.000	0	0	.000	0	0	.000	0	1	1	0.3	2	0	2	2	0	0	0	0.0		
Dot Whalen	1976-80	90-NA	—	—	259	702	.369	—	—	—	130	187	.695	32	82	114	1.3	230	0	206	290	1	84	648	7.2		
Amy Wiersma	1995-99	96-24	1470	15.3	134	365	.367	0	1	.000	114	192	.594	158	250	408	4.3	209	2	31	101	103	36	382	4.0		
Camille Williams	1991-95	112-77	2896	25.9	308	615	.501	4	19	.211	285	421	.677	197	311	508	4.5	217	3	110	264	54	119	905	8.1		
Jordan Wilson	2002-06	112-44	2103	18.8	221	534	.414	0	0	.000	130	222	.586	170	275	445	4.0	144	1	113	178	38	52	572	5.1		
Tracy Winkler	1992-96	99-37	1484	15.0	133	319	.417	2	9	.222	101	149	.678	97	196	293	3.0	193	4	95	144	33	57	369	3.7		
Taylor Wurtz	2009-14	126-94	3703	29.4	478	1235	.387	206	605	.340	205	281	.750	172	621	793	6.3	197	0	201	228	40	115	1367	10.8		
Inga Young	1983-87	81-17	1043	12.9	89	196	.454	—	—	—	23	63	.365	89	156	245	3.0	133									

FreshmanRecords

Single Game

Most Points

1.	34	Jessie Stomski vs. Ohio State	2-12-99
2.	30	Pam Moore vs. Northern Illinois	1-17-78
	30	Pam Moore vs. Illinois State	3-8-78
	30	Theresa Huff vs. Drake	12-2-79
5.	29	Jolene Anderson vs. Green Bay	12-11-04
	29	Jolene Anderson vs. Santa Clara	12-16-04
7.	28	Jolene Anderson vs. Northwestern	2-23-05
	28	Tamara Moore vs. Indiana State	3-11-99
9.	27	Taylor Wurtz vs. Michigan	1-10-10
	27	Jolene Anderson vs. Penn State	1-8-05
	27	Katie Voigt vs. Illinois	2-12-94
	27	Chris Pruitt vs. Loyola	12-8-81

Most Rebounds

1.	17	Pam Moore vs. UW-Oshkosh	1-31-78
	17	Michelle Lowman vs. Illinois Chicago	12-6-78
3.	16	Kay Fredrickson vs. Fairleigh Dickinson	1-5-88
4.	15	Pam Moore vs. DePaul	12-14-77
	15	Michelle Lowman vs. Michigan State	1-13-79
	15	Theresa Huff vs. Northwestern	1-12-80

Most Field Goals

1.	13	Pam Moore vs. Illinois State	3-9-78
2.	12	Jolene Anderson vs. Green Bay	12-11-04
	12	Jolene Anderson vs. Northwestern	2-23-05
	12	Jessie Stomski vs. Ohio State	2-12-99
	12	Michele Kozelka vs. Michigan State	2-19-89

Most Field Goals Attempted

1.	27	Jolene Anderson vs. Indiana	3-3-05
	27	Pam Moore vs. UW-Oshkosh	1-31-78
3.	25	Pam Moore vs. Michigan State	1-14-78
	25	Pam Moore vs. Northern Illinois	1-17-78
	25	Pam Moore vs. Milwaukee	2-16-78
	25	Jolene Anderson vs. Penn State	1-8-05

Field Goal Percentage (8 made min.)

1.	1.000 (8-8)	Theresa Huff vs. Lincoln College	2-2-80
2.	.890 (8-9)	LaTonya Sims vs. Michigan	2-28-98
3.	.833 (10-12)	Faith Johnson vs. Indiana	1-30-81
4.	.750 (9-12)	Taylor Wurtz vs. Michigan	1-10-10
	.750 (9-12)	LaTonya Sims vs. Georgia	1-4-98
	.750 (9-12)	Michele Kozelka vs. Green Bay	12-7-88
	.750 (9-12)	Barb Franke vs. Indiana	3-14-92

Most Free Throws (9 made min.)

1.	11	Jessie Stomski vs. Illinois	2-19-99
2.	10	Jessie Stomski vs. Ohio State	2-12-99
	10	Katie Voigt vs. Penn State	2-23-94
4.	9	Tamara Moore vs. UC Santa Barbara	11-20-98
	9	Amy Bauer vs. Illinois-Chicago	1-30-89
	9	Amy Bauer vs. Michigan State	1-20-89
	9	Karen O'Malley vs. Ohio State	2-9-86
	9	Barb Franke vs. Iowa	2-7-92
	9	Janese Banks vs. Santa Clara	12-16-04
	9	Janese Banks vs. Illinois	2-10-05

Most Free Throw Attempts (8 made min.)

1.	14	Janese Banks vs. Illinois	2-10-05
	14	Jessie Stomski vs. Illinois	2-19-99
	14	Tamara Moore vs. UC Santa Barbara	11-20-98
4.	12	Jessie Stomski vs. Ohio State	2-12-99
	12	LaTonya Sims vs. Milwaukee	11-25-97
	12	Katie Voigt vs. Penn State	2-23-94

Best Free Throw Percentage (8 made min.)

1.	1.000 (9-9)	Karen O'Malley vs. Ohio State	2-9-86
	1.000 (9-9)	Janese Banks vs. Santa Clara	12-16-04
	1.000 (8-8)	Pam Moore vs. Northern Illinois	1-17-78
	1.000 (8-8)	Amy Bauer vs. Chicago State	1-3-89
	1.000 (7-7)	Rae Lin D'Alie vs. Indiana	2-8-07

Most 3-Point Goals

1.	5	Taylor Wurtz vs. Michigan	1-10-10
	5	Dolly Rademaker vs. Creighton	12-9-90
	5	Dolly Rademaker vs. Minnesota	3-7-91
4.	4	Nicole Bauman vs. Marquette	12-5-12
	4	Nicole Bauman vs. Purdue	2-14-13
	4	Taylor Wurtz at Illinois	1-3-10
	4	Jolene Anderson vs. Houston	11-26-04
	4	Jolene Anderson vs. Marquette	12-1-04
	4	Jolene Anderson vs. Ohio State	1-27-05
	4	Katie Voigt vs. Ohio State	2-27-94
	4	Kyle Black vs. Michigan	1-31-99
	4	Kyle Black vs. Ohio State	2-27-99
	4	Dolly Rademaker vs. Gonzaga	11-24-90
	4	Dolly Rademaker vs. Iowa State	11-28-90

Most 3-Point Attempts

1.	11	Katie Voigt vs. Iowa	1-7-94
	11	Dolly Rademaker vs. Minnesota	3-7-91
3.	10	Kyle Black vs. Western Kentucky	12-10-98
	10	Jolene Anderson vs. Northwestern	2-23-05
5.	9	Dolly Rademaker vs. Creighton	12-9-90

Best 3-Point Percentage (3 made min.)

1.	1.000 (3-3)	Nicole Bauman vs. Alabama,	12-1-12
	1.000 (3-3)	Taylor Wurtz vs. Robert Morris	12-15-09
	1.000 (3-3)	Alyssa Karel vs. Michigan	2-28-08
	1.000 (3-3)	Ashley Josephson vs. Washington	12-2-02
	1.000 (3-3)	Ashley Josephson vs. San Francisco	12-30-02
6.	.800 (4-5)	Kyle Black vs. Michigan	1-15-99
	.800 (4-5)	Katie Voigt vs. Ohio State	2-27-94

Most Assists

1.	21	Amy Bauer vs. Detroit	12-11-88
2.	16	Katie Voigt vs. Illinois-Chicago	12-13-93
3.	12	Amy Bauer vs. Indiana	3-11-89
	12	Janet Huff vs. Missouri	2-20-81
5.	11	Amy Bauer vs. Green Bay	12-7-88
	11	Rae Lin D'Alie vs. Iowa	2-11-07

Most Steals

1.	8	Katie Voigt vs. Notre Dame	12-4-93
	8	Karen O'Malley vs. Miami (OH)	11-29-85
	8	Pam Moore vs. Northern Illinois	1-17-78
4.	7	Michele Kozelka vs. Valparaiso	1-13-89
	7	Pam Moore vs. Marquette	2-14-78
	7	Chris Pruitt vs. Army	1-16-82
	7	Gina Edmonds	1987-88
	7	Rae Lin D'Alie vs. Northwestern	12-28-06

Most Blocked Shots

1.	10	Michelle Lowman vs. Illinois	12-9-78
2.	9	Michelle Lowman vs. Purdue	1-27-79
3.	8	Lisa Bonnell vs. Northern Iowa	12-1-84

Season

Points

1.	497	Jolene Anderson	2004-05
2.	459	Jessie Stomski	1998-99
3.	392	LaTonya Sims	1997-98
4.	382	Theresa Huff	1979-80
5.	377	Pam Moore	1977-78
6.	368	Chris Pruitt	1981-82
7.	347	Tamara Moore	1998-99
8.	339	Kerry Karst	1978-79
9.	331	Kelley Camp	1977-78
10.	329	Katie Voigt	1993-94

Points Per Game

1.	17.75 (497-28)	Jolene Anderson	2004-05
2.	16.40 (377-23)	Pam Moore	1977-78
3.	14.34 (459-32)	Jessie Stomski	1998-99
4.	14.14 (382-27)	Theresa Huff	1979-80
5.	14.12 (339-24)	Kerry Karst	1978-79
6.	13.79 (331-24)	Kelley Camp	1977-78
7.	12.64 (392-31)	LaTonya Sims	1997-98
8.	12.18 (329-27)	Katie Voigt	1993-94
9.	11.87 (368-31)	Chris Pruitt	1981-82
10.	11.50 (310-27)	Michele Kozelka	1988-89

Field Goals

1.	196	Jolene Anderson	2004-05
2.	182	Jessie Stomski	1998-99
3.	165	Theresa Huff	1979-80
4.	163	Pam Moore	1977-78
5.	152	LaTonya Sims	1997-98
6.	145	Chris Pruitt	1981-82
	145	Kelley Camp	1977-78
8.	142	Kerry Karst	1978-79
9.	128	Barb Franke	1991-92
10.	121	Tamara Moore	1998-99

Field Goal Attempts

1.	454	Jolene Anderson	2004-05
2.	383	Pam Moore	1977-78
3.	360	Kelley Camp	1977-78
4.	341	Theresa Huff	1979-80
5.	328	Chris Pruitt	1981-82
6.	327	Kerry Karst	1978-79
7.	318	Jessie Stomski	1998-99
8.	303	LaTonya Sims	1997-98
9.	277	Kay Fredrickson	1987-88
10.	273	Tamara Moore	1998-99

Field Goal Percentage (60 made min.)

1.	.572 (182-318)	Jessie Stomski	1998-99
2.	.558 (77-138)	Jennah Burkholder	1993-94
3.	.553 (63-114)	Nina Smith	1999-00
4.	.542 (128-236)	Barb Franke	1991-92
5.	.502 (152-303)	LaTonya Sims	1997-98
6.	.492 (94-191)	Ann Klapperich	1994-95
7.	.484 (165-341)	Theresa Huff	1979-80
8.	.477 (63-132)	Alyssa Karel	2007-08
9.	.463 (118-255)	Michele Kozelka	1988-89
10.	.456 (113-248)	Katie Voigt	1993-94

3-Point Field Goals

1.	53	Jolene Anderson	2004-05
2.	47	Dolly Rademaker	1990-91
3.	42	Nicole Bauman	2012-13
4.	40	Taylor Wurtz	2009-10
5.	36	Kyle Black	1998-99
6.	35	Mariah Dunham	2006-07
7.	33	Katie Voigt	1993-94
8.	21	Jade Davis	2008-09
9.	20	Stephanie Rich	2001-02
10.	19	Tamara Moore	1998-99

3-Point Attempts

1.	165	Jolene Anderson	2004-05
2.	123	Nicole Bauman	2012-13
3.	116	Dolly Rademaker	1990-91
4.	111	Mariah Dunham	2006-07
5.	103	Kyle Black	1998-99
6.	101	Taylor Wurtz	2009-10
7.	96	Katie Voigt	1993-94
8.	69	Stephanie Rich	2001-02
9.	57	Janese Banks	2004-05
10.	56	Tamara Moore	1998-99

3-Point Percentage (10 made min.)

1.	.548 (17-31)	Alyssa Karel	2007-08
2.	.471 (16-34)	Ashley Josephson	2002-03
3.	.412 (21-51)	Jade Davis	2008-09
4.	.406 (13-32)	Rae Lin D'Alie	2006-07
5.	.405 (47-116)	Dolly Rademaker	1990-91
6.	.396 (40-101)	Taylor Wurtz	2009-10
7.	.350 (36-103)	Kyle Black	1998-99
8.	.344 (33-96)	Katie Voigt	1993-94
9.	.341 (42-123)	Nicole Bauman	2012-13
10.	.339 (19-56)	Tamara Moore	1998-99

Free Throws

1.	100	Janese Banks	2004-05
2.	95	Jessie Stomski	1998-99
3.	88	LaTonya Sims	1997-98
4.	86	Tamara Moore	1998-99
5.	79	Amy Bauer	1988-89
6.	78	Chris Pruitt	1981-82
7.	74	Michele Kozelka	1988-89
8.	70	Katie Voigt	1993-94
9.	69	Ann Klapperich	1994-95
10.	68	Carmella McMullen	1984-85

Free Throw Attempts

1.	134	LaTonya Sims	1997-98
2.	132	Jessie Stomski	1998-99
3.	131	Janese Banks	2004-05
4.	110	Barb Franke	1991-92
5.	106	Tamara Moore	1998-99
6.	101	Amy Bauer	1988-89
7.	100	Michele Kozelka	1988-89
8.	99	Chris Pruitt	1981-82
9.	93	Katie Voigt	1993-94
10.	88	Theresa Huff	1979-80

Free Throw Percentage (50 made min.)

1.	.852 (52-61)	Jolene Anderson	2004-05
2.	.811 (86-106)	Tamara Moore	1998-99
3.	.793 (69-87)	Ann Klapperich	1994-95
4.	.788 (78-99)	Chris Pruitt	1981-82
5.	.782 (79-101)	Amy Bauer	1988-89
	.782 (68-87)	Carmella McMullen	1984-85
7.	.769 (50-65)	Mariah Dunham	2006-07
8.	.763 (100-131)	Janese Banks	2004-05
9.	.753 (70-93)	Katie Voigt	1993-94
10.	.740 (74-100)	Michele Kozelka	1988-89

Rebounds

1.	214	Jessie Stomski	1998-99
	214	LaTonya Sims	1997-98
3.	210	Theresa Huff	1979-80
4.	209	Pam Moore	1977-78
5.	206	Michele Kozelka	1988-89
6.	203	Michelle Lowman	1978-79
7.	201	Barb Franke	1991-92
8.	185	Ginny Vorwald	1976-77
9.	183	Mariah Dunham	2006-07
10.	173	Katie Voigt	1993-94

Rebounds Per Game

1.	9.74 (185-19)	Ginny Vorwald	1976-77
2.	9.10 (209-23)	Pam Moore	1977-78
3.	8.83 (203-23)	Michelle Lowman	1978-79
4.	7.78 (210-27)	Theresa Huff	1979-80
5.	7.63 (206-27)	Michele Kozelka	1988-89
6.	6.96 (160-23)	Ann Hall	1978-79
7.	6.93 (201-29)	Barb Franke	1991-92
8.	6.90 (214-31)	LaTonya Sims	1997-98
9.	6.69 (214-32)	Jessie Stomski	1998-99
10.	6.41 (173-27)	Katie Voigt	1993-94

Assists

1.	165	Rae Lin D'Alie	2006-07
2.	141	Amy Bauer	1988-89
3.	124	Katie Voigt	1993-94
4.	109	Chris Pruitt	1981-82
5.	108	Karen O'Malley	1985-86
6.	107	Tamara Moore	1998-99
7.	94	Jolene Anderson	2004-05
8.	81	Kerry Karst	1978-79
9.	77	Janet Huff	1980-81
10.	64	Janese Banks	2004-05
	64	Carmella McMullen	1984-85

Steals

1.	80	Tamara Moore	1998-99
2.	62	Rae Lin D'Alie	2006-07
3.	60	Chris Pruitt	1981-82
	60	Pam Moore	1977-78
5.	59	Faith Johnson	1980-81
	59	Kerry Karst	1978-79
7.	56	Karen O'Malley	1985-86
8.	48	Janet Huff	1980-81
9.	45	Michele Kozelka	1988-89
	45	Theresa Huff	1979-80

Blocked Shots

1.	74	Michelle Lowman	1978-79
2.	33	Jessie Stomski	1998-99
3.	29	Lisa Bonnell	1984-85
4.	28	Theresa Huff	1979-80
5.	25	Lin Zastrow	2007-08
	25	Tamara Moore	1998-99
7.	19	Danielle Ward	2004-05
	19	LaTonya Sims	1997-98
	19	Amy Wiersma	1995-96
10.	18	Chris Pruitt	1981-82

Vs. Ranked Opponents

2014-15 (0-7)

2-26-15 L 74-78 at Iowa (#17)
 2-8-15 L 75-87 MARYLAND (#5)
 2-15-15 L 63-70 at Nebraska (#22)
 2-8-15 L 75-87 IOWA (#16)
 1-22-15 L 72-89 NEBRASKA (#16)
 1-18-15 L 63-73 RUTGERS (#24)
 11-27-14 L 44-67 vs. South Carolina (#1)
 (at Junkanoo Jam, Freeport, Bahamas)

2013-14 (0-5)

2-23-14 L 54-72 at Purdue (#21)
 2-20-14 L 66-76 MICHIGAN STATE (#23)
 2-16-14 L 68-78 at Penn State (#11)
 2-5-14 L 70-71^{OT} NEBRASKA (#22)
 12-10-13 L 44-70 GONZAGA (#23)

2012-13 (1-4)

2-28-13 L 53-55 NEBRASKA (#20)
 2-14-13 L 48-58 PURDUE (#18)
 1-31-13 W 63-61 PENN STATE (#7)
 1-17-13 L 40-84 at Penn State (#8)
 1-2-13 L 52-70 at Nebraska (#25)

2011-12 (0-8)

2-19-12 L 59-68 at Nebraska (#16)
 2-9-12 L 54-69 at Penn State 9#18)
 2-6-12 L 58-72 at Ohio State (#10)
 1-12-12 L 69-75 NEBRASKA (#15)
 1-5-12 L 52-63 at Purdue (#18)
 1-2-12 L 49-82 PENN STATE (#16)
 12-30-11 L 61-77 OHIO STATE (#9)
 12-23-11 L 49-65 GREEN BAY (#18)

2010-11 (0-3)

2-3-11 L 70-73^{OT} MICHIGAN STATE (#11)
 1-6-11 L 43-62 at Michigan State (#11)
 12-2-10 L 51-59 DUKE (#5)

2009-10 (2-3)

3-6-10 L 73-82 vs. Ohio State (#10) *
 2-18-10 L 78-83 OHIO STATE (#7)
 1-14-10 W 48-45 at Michigan State (#20)
 12-28-09 W 62-54 MICHIGAN STATE (#16)
 12-6-09 L 55-70 at Ohio State (#3)

2008-09 (1-2)

2-26-09 L 53-75 at Ohio State (#14)
 1-8-09 L 42-55 OHIO STATE (#16)
 1-29-08 W 59-58 vs. Baylor (#6)
 (at Paradise Jam, Virgin Islands)

2007-08 (0-2)

2-10-08 L 77-80 OHIO STATE (#19)
 1-20-08 L 74-79 at Ohio State (#16)

2006-07 (0-5)

3-2-07 L 79-82^{OT} PURDUE (#15) *
 2-18-07 L 60-69 PURDUE (#16)
 2-15-07 L 57-83 at Ohio State (#4)
 1-18-07 L 51-74 OHIO STATE (#5)
 12-31-06 L 46-56 at Michigan State (#21)

2005-06 (1-8)

2-26-06 L 63-66 PURDUE (#12)
 2-19-06 W 67-61 MINNESOTA (#17)
 2-12-06 L 47-53 at Michigan State (#15)
 1-26-06 L 46-73 at Ohio State (#7)
 1-12-06 L 63-69 MICHIGAN STATE (#9)
 1-5-06 L 67-73 at Minnesota (#15)
 12-29-05 L 57-77 at Purdue (#18)

12-4-05 L 72-77 NOTRE DAME (#11)
 11-27-05 L 57-76 vs. DePaul (#17)
 (at Hawaii Classic, Honolulu, Hawai'i)

2004-05 (0-8)

3-4-05 L 46-70 vs. Ohio State (#3) *
 2-20-05 L 53-84 at Minnesota (#14)
 2-17-05 L 43-76 at Penn State (#24)
 2-13-05 L 60-84 MICHIGAN STATE (#9)
 1-27-05 L 67-86 OHIO STATE (#3)
 1-13-05 L 66-74 at Michigan State (#9)
 1-6-05 L 49-74 MINNESOTA (#11)
 12-30-04 L 67-72 PURDUE (#20)

2003-04 (0-8)

2-29-04 L 56-72 OHIO STATE (#25)
 2-19-04 L 50-66 at Penn State (#7)
 2-5-04 L 47-72 at Michigan State (#18)
 2-1-04 L 48-59 MINNESOTA (#13)
 1-29-04 L 42-58 at Purdue (#6)
 1-11-04 L 59-60 PENN STATE (#8)
 1-2-04 L 46-65 at Ohio State (#18)
 12-30-03 L 60-76 at Boston College (#22)

2002-03 (0-6)

3-2-03 L 55-76 at Penn State (#15)
 2-27-03 L 53-76 Minnesota (#13)
 2-9-03 L 40-63 Ohio State (#25)
 1-26-03 L 55-62 Arizona (1#9)
 1-9-03 L 53-59 Purdue (#7)
 1-2-03 L 55-86 Penn State (1#6)

2001-02 (6-3)

3-1-02 W 74-64 Minnesota (1#9) *
 2-21-02 L 74-76 Minnesota (#14)
 2-17-02 L 62-78 Texas Tech (1#6)
 2-3-02 L 55-65 Purdue (#7)
 1-6-02 W 89-74 MICHIGAN (#18)
 12-28-01 W 71-59 PURDUE (#7)
 12-8-01 W 65-48 NC STATE (#10)
 11-25-01 W 61-49 Florida (#12)
 (at Paradise Jam, St. Thomas, V.I.)
 11-18-01 W 87-67 WASHINGTON (#19)

2000-01 (2-5)

2-18-01 W 86-75 PENN STATE (#18)
 1-28-01 L 75-70 ^{OT}at Purdue (#6)
 12-28-00 L 58-70 at Purdue (#8)
 12-3-00 L 66-90 at Tennessee (#2)
 11-24-00 W 97-77 OKLAHOMA (#12)
 11-22-00 L 56-83 NOTRE DAME (#5)
 11-18-00 L 57-71 vs. Oregon (#24)
 (at NC State Tournament, Raleigh, N.C.)

1999-2000 (1-7)

3-3-00 L 65-74 at Purdue (#18)
 2-6-00 L 62-57 PENN STATE (#6)
 1-30-00 L 54-68 at Penn State (#7)
 1-4-00 L 74-80 at Illinois (#15)
 12-30-99 L 58-83 PURDUE (#13)
 12-5-99 L 62-85 TENNESSEE (#3)
 11-27-99 L 61-63 at Rutgers (#8)
 11-21-99 W 92-85^{OT} NEBRASKA (#24)

1998-99 (1-7)

2-5-99 L 71-73^{OT} PENN STATE (#18)
 1-29-99 L 61-91 at Penn State (#21)
 1-24-99 L 56-76 at Purdue (#3)
 1-17-99 L 62-78 RUTGERS (#13)
 1-5-99 L 55-70 at Ohio State (#23)

12-5-98 L 70-84 vs. Texas Tech (#12)
 11-29-98 L 66-78 at Stanford (#25)
 11-20-98 W 103-90 SANTA BARBARA (#22)

1997-98 (3-3)

2-20-98 W 73-69 ILLINOIS (#9)
 1-11-98 W 80-66 W. KENTUCKY (#19)
 1-6-98 L 65-70 at Purdue (2#3)
 1-4-98 W 74-64^{OT} at Georgia (#17)
 12-30-97 L 75-83 at Illinois (#13)
 12-20-97 L 66-87 vs. Tennessee (#1)
 (at Great Alaska Shootout, Anchorage, AK)
 11-21-97 W 90-82 STANFORD (#4)

1996-97 (2-3)

2-21-97 L 78-82 at Illinois (#17)
 2-4-97 L 74-78 at Tennessee (#9)
 12-27-96 W 83-77 PENN STATE (#15)
 12-13-96 L 67-74 GEORGIA (#4)
 12-9-96 W 81-69 at Notre Dame (#10)

1995-96 (3-5)

3-17-96 L 82-96 at Vanderbilt (#12)
 (at NCAA First Round, Nashville, Tenn.)
 2-18-96 L 63-67 at Iowa (#7)
 2-8-96 L 61-72 at Tennessee (#6)
 2-2-96 W 69-68 at Northwestern (#23)
 1-28-96 W 87-69 PENN STATE (#10)
 1-26-96 W 98-95^{2OT} at Purdue (#21)
 1-5-96 L 48-68 at Iowa (#11)
 12-3-95 L 69-77 at Texas Tech (#10)
 (at Rice Invitational, Dallas, Texas)

1994-95 (2-3)

3-18-95 L 65-88 at Texas Tech (#5)
 (at NCAA Second Round, Lubbock, Texas)
 3-16-95 W 73-72 vs. Kansas (#23)
 (at NCAA First Round, Lubbock, Texas)
 1-29-95 L 55-58 at Penn State (#10)
 1-27-95 L 66-68 at Purdue (#19)
 1-8-95 W 76-69 OHIO STATE (#22)

1993-94 (1-6)

3-6-94 L 45-93 at Purdue (#10)
 2-23-94 L 59-88 PENN STATE (2nd)
 2-6-94 L 64-77 PURDUE #12)
 1-30-94 L 53-73 at Penn State (#1)
 1-28-94 W 99-73 at Ohio State (#17)
 1-23-94 L 85-101 at Northwestern (#19)
 1-7-94 L 67-74 at Iowa (#2)

1992-93

2-28-93 L 66-95 at Penn State (#6)
 2-26-93 L 58-95 at Ohio State (#7)
 1-31-93 L 73-90 PENN STATE (#6)
 1-29-93 L 66-70 OHIO STATE (#6)
 1-8-93 L 39-65 at Iowa (#5)

1991-92

3-8-92 L 36-63 at Iowa (#8)
 2-21-92 W 80-69 PURDUE (#9)
 2-7-92 W 74-58 IOWA (#5)
 2-2-92 L 75-86 at Penn State (#8)
 1-31-92 W 91-89 NORTHWESTERN (#22)
 1-26-92 L 56-82 at Purdue (#12)
 11-29-91 W 70-63 vs. Auburn (#11)
 (at Utah Classic, Salt Lake City, Utah)

1990-91

3-9-91	L	76-85 ^{OT}	at Iowa (#24)
2-22-91	L	53-93	at Purdue (#6)
2-15-91	L	72-93	at Northwestern (#19)
2-10-91	W	78-75	MICHIGAN ST (#23)
1-27-91	L	87-97	PURDUE (#23)
1-18-91	L	85-86	at Northwestern (#15)
1-2-91	W	78-67	IOWA (#15)
11-23-90	L	91-99 ^{OT}	vs. Washington (#13) (at Coors Classic, Boulder, Colo.)

1989-90

3-4-90	L	60-77	IOWA (#11)
2-23-90	L	63-81	at Purdue (#15)
2-9-90	L	62-73	NORTHWESTERN (#15)
2-2-90	L	52-84	at Iowa (#13)
1-28-90	L	72-92	PURDUE (#10)
1-12-90	L	57-72	at Northwestern (#25)

1988-89

3-8-89	L	61-77	OHIO STATE (#15)
2-27-89	W	81-67	PURDUE (#11)
2-3-89	L	57-67	IOWA (#7)
1-15-89	L	56-69	PURDUE (#9)
11-25-88	L	62-119	at Stanford (#8)

1987-88

3-12-88	L	50-98	at Iowa (#2)
2-19-88	L	70-87	OHIO STATE (#9)
1-24-88	L	54-84	at Ohio State (#8)
1-8-88	L	59-79	IOWA (#1)
11-27-87	L	66-86	at Duke (#16)

1986-87

3-7-87	L	56-78	at Iowa (#10)
2-13-87	L	62-97	at Ohio State (#12)
2-8-87	L	49-89	ILLINOIS (#19)
1-9-87	L	67-82	at Illinois (#17)
1-2-87	L	44-83	IOWA (#14)

1985-86

2-21-86	L	47-61	IOWA (#15)
2-9-86	L	50-85	OHIO STATE (#10)
1-26-86	L	32-68	at Iowa (#18)
1-10-86	L	48-81	at Ohio State (#14)
12-6-85	L	59-82	at Virginia (#11)

1984-85

2-10-85	L	48-62	at Ohio State (#8)
---------	---	-------	--------------------

Home games in ALL CAPS

* Big Ten Tournament

All-time Record: 34-151

vs. No. 1 Teams: 0-4

In the NCAA Tournament: 1-2

Win over highest-ranked opponent:

90-82 win over No. 4 Stanford, 11-21-97

Win over highest-ranked opponent on the road: 81-69 win at No. 10 Notre Dame, 12-9-96

Wisconsin's Century Games

Dec. 16, 2004	W	104-91 #	vs. Santa Clara
Dec. 5, 2000	W	101-53	vs. Loyola (Ill.)
Nov. 19, 2000	W	102-49	vs. Elon
March 14, 1999	W	107-85	vs. Siena (WNIT)
Nov. 20, 1998	W	103-90	vs. UC Santa Barbara
Nov. 30, 1996	W	100-95	vs. UC Santa Barbara
Feb. 11, 1997	W	103-64	vs. Cleveland State
Dec. 13, 1993	W	101-72	at Illinois-Chicago
Dec. 9, 1993	W	108-58	vs. Milwaukee
Dec. 13, 1991	W	112-69	vs. Western Illinois
Feb. 8, 1991	W	101-88	vs. Michigan
Jan. 6, 1991	W	102-77	vs. Minnesota
Dec. 9, 1990	W	101-93	at Creighton
Dec. 5, 1982	W	123-79 *	vs. Bradley
Dec. 13, 1978	W	115-50 %	vs. Milwaukee
Jan. 17, 1978	W	100-42	vs. Northern Illinois
Dec. 14, 1977	W	106-55	vs. DePaul

*—School record for most points %—Largest winning margin (+65)

#—Kohl Center single-game record for scoring

Opponent Century Games

Feb. 25, 2007	L	93-103 \$	at Iowa
Jan. 23, 1994	L	85-101	vs. Northwestern
Feb. 19, 1993	L	90-103 \$	vs. Northwestern
Feb. 1, 1991	L	86-103 \$	at Indiana
Dec. 4, 1987	L	67-100	at Florida State
Feb. 11, 1976	L	30-102 @	vs. UW-La Crosse
Dec. 12, 1975	L	59-101	at Illinois State

\$—Opponent record for most points in a game @—Largest losing margin (-72)

Wisconsin in Big Ten Openers

Overall: 13-20; Home: 9-9; Away: 4-11

12-28-14	W	63-53	MICHIGAN
1-3-14	W	76-64 ^{OT}	at Illinois
1-2-13	L	52-70	at Nebraska (#25)
12-30-11	L	61-77	OHIO STATE (#9)
12-30-10	W	68-66	at Purdue
12-6-09	L	55-70	at Ohio State (#3)
12-29-08	W	62-52	MINNESOTA
12-28-07	L	48-65	at Purdue
12-28-06	W	93-72	NORTHWESTERN
12-29-05	L	57-77	at Purdue (#18)
12-30-04	L	67-72	at Purdue (#20)
1-2-04	L	46-65	at Ohio State (#18)
1-2-03	L	55-86	PENN STATE (#16)
12-28-01	W	71-59	PURDUE (#7)
12-28-00	L	58-70	PURDUE (#8)
12-30-99	L	58-83	PURDUE (#13)
12-28-98	W	70-59	MINNESOTA
12-28-97	L	71-86	at Penn State
12-27-96	W	83-77	PENN STATE (#15)
12-27-95	W	89-48	MICHIGAN
12-28-94	W	85-71	at Michigan
1-7-94	L	67-74	IOWA (#2)
1-8-93	L	39-65	at Iowa (#5)
1-10-92	L	52-77	at Indiana
1-2-91	W	78-67	IOWA (#5)
1-5-90	L	80-92	INDIANA
1-6-89	L	55-73	at Indiana
1-8-88	L	59-79	IOWA (#1)
1-2-87	L	44-83	IOWA (#14)
1-5-86	L	64-68	at Northwestern
1-6-85	L	58-76	NORTHWESTERN
1-6-84	W	92-62	PURDUE
1-7-83	W	58-55	at Purdue

Televised Games

Date Results Opponent (Network)

2014-15 (2-2 BTN; 1-0 SEC)

2-19-15	L	70-81	MARYLAND (BTN)
1-29-15	L	73-85	OHIO STATE (BTN)
1-6-15	W	65-46	PENN STATE (BTN)
12-28-14	W	63-53	MICHIGAN (BTN)
12-10-14	W	51-48	at Florida (SEC)

2013-14 (2-5 BTN; 0-1 ESPN2; 0-1 Pac-12)

3-6-14	L	68-74 ^{OT}	vs. Minnesota (BTN) Big Ten Tournament, Indianapolis
2-23-14	L	54-72	at Purdue (BTN)
2-20-14	L	66-76	MICHIGAN STATE (BTN)
2-16-14	L	58-78	at Penn State (ESPN2)
2-8-14	L	69-76	at Indiana (BTN)
1-23-14	L	53-64	at Minnesota (BTN)
1-3-14	W	76-64 ^{OT}	at Illinois (BTN)
12-30-14	W	65-61 ^{OT}	GREEN BAY (BTN)
12-13-14	L	67-70	at Washington (Pac-12 Network)

2012-13 (2-6 BTN)

3-8-13	L	62-74	vs. Purdue (BTN) Big Ten Tournament, Hoffman Estates, Ill.
3-7-13	W	58-57	vs. Illinois (BTN) Big Ten Tournament, Hoffman Estates, Ill.
3-3-13	L	48-54	at Michigan State (BTN)
2-23-13	L	52-54	at Northwestern (BTN)
2-18-13	L	53-60	at Illinois (BTN)
1-13-13	L	43-54	at Michigan (BTN)
1-10-13	L	56-65	IOWA (BTN)
12-10-12	W	82-73 ^{OT}	FLORIDA ATLANTIC (BTN)

2011-12 (1-5 BTN; 0-1 BYUtv)

3-1-12	L	49-81	vs. Minnesota (BTN) Big Ten Tournament, Indianapolis
2-19-12	L	59-68	at Nebraska (BTN)
2-6-12	L	58-72	at Ohio State (BTN)
1-30-12	W	66-60	MICHIGAN (BTN)
1-5-12	L	52-63	at Purdue (BTN)
12-30-11	L	61-77	OHIO STATE (BTN)
11-23-11	L	59-77	at BYU (BYUtv)

2010-11 (4-6 BTN)

3-3-11	L	56-63	vs. Illinois (BTN) Big Ten Tournament, Indianapolis
2-27-11	L	47-80	at Ohio State (BTN)
2-19-11	L	66-68	MICHIGAN (BTN)
1-23-11	W	60-47	ILLINOIS (BTN)
1-20-11	W	71-63	at Minnesota (BTN)
1-13-11	W	60-46	PURDUE (BTN)
1-9-11	W	47-42	MINNESOTA (BTN)
12-2-10	L	51-59	#5 DUKE (BTN) Big Ten/SEC Challenge
11-24-10	L	52-66	MARQUETTE (BTN)
11-21-10	L	86-93 ^{OT}	KANSAS (BTN) Big Ten/Big 12 Challenge

Date Results Opponent (Network)

2009-10 (0-1 ESPN2; 2-3 BTN)

3-21-10	L	55-64	vs. Vermont (ESPN2) NCAA First Round, Notre Dame, Ind.
3-6-10	L	73-82	vs. #10 Ohio State (BTN) Big Ten Tournament, Indianapolis
3-5-10	W	73-51	vs. Purdue (BTN) Big Ten Tournament, Indianapolis
1-31-10	L	62-58	NORTHWESTERN (BTN)
1-7-10	W	64-51	PURDUE (BTN)
11-24-09	L	58-60	GREEN BAY (BTN)

2008-09 (5-6 BTN)

3-7-09	L	56-70	vs. Purdue (BTN) Big Ten Tournament, Indianapolis
3-6-09	W	56-60	vs. Michigan State (BTN) Big Ten Tournament, Indianapolis
3-5-09	W	60-51	vs. Northwestern (BTN) Big Ten Tournament, Indianapolis
2-16-09	L	61-67 ^{OT}	INDIANA (BTN)
2-8-09	L	49-66	at Purdue (BTN)
1-25-09	L	50-59	at Michigan State (BTN)
1-18-09	W	61-43	ILLINOIS (BTN)
1-8-09	L	42-55	OHIO STATE (BTN)
1-4-09	L	46-49	at Northwestern (BTN)
12-29-08	W	62-52	MINNESOTA (BTN)
12-2-08	W	71-69 ^{2OT}	MILWAUKEE (BTN)

2007-08 (0-1 ESPN2)

2-10-08	L	77-80	#19 OHIO STATE (ESPN2)
---------	---	-------	------------------------

2005-06 (0-1 ESPN2; 0-1 CSTV)

2-12-06	L	47-53	at #15 Mich. State (ESPN2)
1-8-06	L	54-69	at Penn State (CSTV)

2004-05 (0-1 CBS)

1-8-05	L	58-67	PENN STATE (CBS)
--------	---	-------	------------------

2002-03 (0-1 ESPN2)

1-12-03	L	56-73	at Illinois (ESPN2)
---------	---	-------	---------------------

2001-02 (0-1 ESPN2)

2-17-02	L	62-78	at Texas Tech (ESPN2) Big Ten/Big 12 Challenge, Lubbock, Texas
---------	---	-------	---

2000-01 (0-1 ESPN)

3-16-01	L	68-71	vs. Missouri (ESPN) NCAA First Round, Athens, Ga.
---------	---	-------	--

1997-98 (1-0 CBS; 0-1 ESPN2)

1-3-98	W	74-64 ^{OT}	at #17 Georgia (CBS) Big Ten/SEC Challenge, Athens, Ga.
12-20-97	L	66-87	vs. #9 Tennessee (ESPN2) Northern Lights Final, Anchorage, Alaska

1996-97 (0-1 ESPN2)

12-13-96	L	67-74	#4 GEORGIA (ESPN2) Big Ten/SEC Challenge, Madison, Wis.
----------	---	-------	--

1995-96 (0-1 ESPN)

3-17-96	L	82-96	vs. #12 Vanderbilt (ESPN) NCAA Second Round, Nashville, Tenn.
---------	---	-------	--

ALL-TIME NETWORK RECORDS

CBS: 1-1; ESPN/ESPN 2: 0-10; BTN: 18-33; CSTV: 0-1; Pac-12: 0-1; SEC: 1-0

WisconsinInThePolls

	AP	Record	USA Today	2-25	20th	18-8	24th	1995-96 (18 weeks)			
2010-11 (1 week)				3-5	25th	18-9	25th	11-14	22nd	0-0	—
Preseason	RV	0-0	—	3-11	24th	18-9	—	11-20	21st	0-0	—
				4-2	24th	18-10	—	11-27	20th	0-0	—
2009-10 (9 weeks)				1999-2000 (1 week)				12-4	18th	3-1	—
Dec. 28/29	—	11-2	RV	11-22	25th	2-0	—	12-10	17th	5-1	—
Jan. 4/5	RV	11-4	—	1998-99 (4 weeks)				12-17	17th	6-1	24th
Jan. 11/12	RV	13-4	RV	11-9	—	0-0	23rd	12-26	17th	6-1	22nd
Jan. 18/19	RV	15-4	RV	11-16	25th	1-0	23rd	1-2	18th	8-1	21st
Jan. 25/26	RV	15-5	—	11-23	23rd	2-0	20th	1-8	17th	9-2	21st
Mar. 1/2	RV	20-9	—	12-4	—	4-1	21st	1-15	14th	11-2	18th
Mar. 8/9	RV	21-10	—	1997-98 (16 weeks)				1-22	13th	14-2	15th
Mar. 15/16	RV	21-10	—	11-12	25th	0-0	—	1-29	10th	16-2	12th
Final	RV	21-11	—	11-19	—	0-0	—	2-5	8th	18-2	11th
2008-09 (1 week)				11-24	23rd	1-0	23rd	2-11	11th	18-4	14th
12-1	RV	5-1	—	12-1	19th	4-0	19th	2-19	13th	19-5	14th
2007-08 (1 week)				12-8	17th	5-0	15th	2-26	15th	20-6	15th
11-13	25th	1-0	—	12-15	9th	7-0	10th	3-4	17th	20-7	20th
2001-02 (14 weeks)				12-22	8th	9-1	8th	3-31	18th	21-8	20th
11-20	23rd	1-0	—	12-29	11th	9-2	10th	1994-95 (2 weeks)			
11-26	20th	2-1	—	1-5	15th	10-2	12th	1-9	24th	11-2	23rd
12-3	19th	5-1	22nd	1-12	14th	12-4	11th	1-17	—	11-3	25th
12-10	15th	7-1	19th	1-18	17th	13-5	15th	1-23	—	13-3	22nd
12-17	15th	9-1	19th	1-26	20th	15-6	18th	1-30	—	13-5	23rd
12-24	14th	9-1	14th	2-1	16th	17-6	15th	2-6	25th	15-5	21st
12-31	12th	11-1	13th	2-8	19th	17-7	19th	2-13	—	16-6	24th
1-7	5th	13-1	9th	2-16	23rd	18-8	22nd	2-20	—	18-6	24th
1-14 *	5th	15-1	7th	2-23	24th	20-8	21st	1991-92 (5 weeks)			
1-21	9th	16-2	8th	3-2	—	21-9	23rd	2-10	25th	14-5	—
1-28	15th	16-4	13th	3-8	—	21-9	24th	2-17	24th	16-5	23rd
2-4	21st	16-6	16th	1996-97 (13 weeks)				2-24	22nd	18-5	21st
2-11	25th	16-7	19th	11-12	22nd	0-0	19th	3-3	23rd	18-6	21st
2-18	—	17-8	25th	11-19	23rd	1-0	20th	3-9	25th	19-7	—
2000-01 (14 weeks)				11-25	23rd	3-0	19th				
11-7	18th	0-0	23rd	12-3	23rd	5-0	18th				
11-13	16th	0-0	—	12-9	19th	7-0	13th				
11-20	19th	1-1	—	12-16	18th	7-1	13th				
11-27	18th	2-2	—	12-23	16th	7-1	12th				
12-4	22nd	3-3	25th	12-30	20th	8-2	13th				
12-11	23rd	4-3	—	1-6	17th	10-2	11th				
12-18	24th	5-3	—	1-13	20th	10-3	14th				
12-25	RV	5-3	—	1-20	16th	12-3	14th				
12-31	RV	6-4	—	1-27	16th	14-3	10th				
1-7	—	7-5	—	2-4	23rd	14-5	16th				
1-15	—	8-6	—	2-10	—	14-7	22nd				
1-22	—	11-6	—	2-17	—	16-8	—				
1-29	25th	12-7	—								
2-5	20th	14-7	—								
2-11	22nd	15-8	—								
2-19	21st	16-8	25th								

* Highest rankings in the AP and USA Today polls

KohlCenterRecords

Individual Records

Most Points

Wisconsin	34	LaTonya Sims vs. UC Santa Barbara (14 fg, 5 ft)	11-20-98
	34	Jessie Stomski vs. Ohio State (12 fg, 10 ft)	2-12-99
	31	Nicole Bauman vs Ohio State (11 fg, 1 ft)	1-29-15
Opponent	41	Katie Gearlds, Purdue (13 fg, 12 ft)	2-18-07

Field Goals

Wisconsin	13	LaTonya Sims vs. Ohio State (13-18)	2-25-01
	13	LaTonya Sims vs. UC Santa Barbara (13-19)	11-20-98
	11	Nicole Bauman vs. Ohio State (11-19)	1-29-15
Opponent	15	Jessica Davenport, Ohio State (15-21)	1-27-05

Field Goal Attempts

Wisconsin	25	Alyssa Karel vs. Kansas (12-25)	11-21-10
	19	Nicole Bauman vs. Ohio State (11-19)	1-29-15
	19	Nicole Bauman vs. Northwestern (9-19)	2-22-15
Opponent	25	Jessica Davenport, Ohio State (15-21)	1-27-05

Field Goal Percentage (8 atts minimum)

Wisconsin	.917	Jessie Stomski vs. Illinois 1-17-02 (11-12)	3-11-99
Opponent	1.000	Chari Nordgaard, Green Bay (8-8)	11-22-98

3-Point Goals

Wisconsin	8	Nicole Bauman vs. Ohio State (8-13)	1-29-15
	6	Morgan Paige vs. Northwestern	1-22-12
	6	Jacki Gulczynski vs. Penn State	1-6-15
Opponent	7	Lindsey Meder, Iowa (7-12)	12-31-00
	7	Maxann Reese, Michigan State (7-11)	1-30-98
	7	Caity Matter, Ohio State (7-13)	1-16-03

3-Point Attempts

Wisconsin	13	Stephanie Rich vs. Northern Illinois (4-13)	11-23-03
	13	Nicole Bauman vs. Ohio State (8-13)	1-29-15
Opponent	13	Caity Matter, Ohio State (7-13)	1-16-03

3-Point Percentage (4 atts minimum)

Wisconsin	*1.000	Kyle Black vs. Illinois (4-4)	1-4-00
Opponent	1.000	Cynthia Hernandez (5-5)	1-18-15

Free Throws

Wisconsin	15	Jessie Stomski vs. Indiana (15-21)	1-21-01
Opponent	15	Carolyn Davis, Kansas (15-18)	11-21-10

Free Throw Attempts

Wisconsin	21	Jessie Stomski vs. Indiana (15-21)	1-21-01
Opponent	18	Carolyn Davis, Kansas (15-18)	11-21-10

Free Throw Percentage (10 atts minimum)

Wisconsin	1.000	Morgan Paige vs. Ohio State (11-11)	1-20-13
Opponent	1.000	Jennifer Smith, Michigan (12-12)	1-22-04

Total Rebounds

Wisconsin	16	Michala Johnson vs. Drake	11-10-13
Opponent	16	Mallory Youngblut, North Dakota	11-15-09
	16	Lorreal Jones, Saint Louis	12-5-11

Assists

Wisconsin	12	Stephanie Rich vs. IPFW	1-16-04
	9	Nicole Bauman vs. Illinois State	11-16-14
Opponent	16	Maggie Acuna, Illinois	1-16-06

Blocked Shots

Wisconsin	7	Lello Gebisa vs. Ohio State	1-16-03
	7	Cassie Rochel vs. Purdue	2-14-13
	7	Cassie Rochel vs. Penn State	1-6-15
Opponent	5	Erin Skelly, Michigan State	3-22-00

Steals

Wisconsin	9	Tamara Moore vs. Evansville	12-14-00
Opponent	7	Semeka Randall, Tennessee	12-5-00
	7	Kim Wilburn, Ohio State	1-27-05
	7	Jordan Pyle, Oral Roberts	11-13-11

All-Time Record: 149-94 (.613): Jan. 1998–March 2015

Team Records

Wisconsin

Opponent

Total Points

High	104 vs. Santa Clara, 12-16-04	93 by Kansas, 11-21-10
Low	42 vs. Ohio State, 1-16-03	37 by Southern Mississippi, 12-1-06

Field Goals

High	36 vs. Bowling Green, 11-15-99	34 by Penn State, 1-2-12
Low	14 (2x; MR vs. Minnesota, 1-9-11)	11 by IUPUI, 12-12-00

Field Goal Attempts

High	70 vs. Bowling Green, 11-15-99	80 by Florida Atlantic, 12-10-12
Low	36 vs. Ohio State, 1-16-03	32 by Green-Bay, 11-24-09

Field Goal Percentage

High	.619 (26-42) vs. N. Illinois, 12-7-08	.611 by Green Bay, 11-24-02
Low	.266 vs. Minnesota, 1-6-05	.227 (17-75) by Alabama, 12-1-12

3-Point Goals

High	12 vs. Ohio State, 1-29-15	14 by Santa Clara, 12-16-04
	12 vs. Northwestern, 2-22-15	
Low	0 (2x; MR vs. Michigan St., 3-17-99)	0 by Illinois, 1-17-02
		0 by Northern Illinois, 11-17-13

3-Point Attempts

High	31 vs. Iowa, 2-2-12	37 by IPFW, 12-2-07
Low	1 vs. Michigan State, 2-7-99	5 by Illinois, 1-4-00
		5 by Northern Illinois, 11-17-13
		5 by Minnesota, 2-12-14

3-Point Percentage (min. 8 made)

High	.692 (9-13) vs. Air Force, 12-9-07	.727 (8-11) (2x; MR by Penn St, 1-31-13)
Low	.000 (0-12) vs. Michigan St, 3-17-99	.000 (0-5) by Northern Illinois, 11-17-13

Free Throws

High	35 vs. Fairfield, 3-15-00	33 by Kansas, 11-21-10
Low	2 vs. Marquette, 11-24-10	0 by Indiana, 2-10-13

Free Throw Attempts

High	47 vs. UC Santa Barbara, 11-20-98	* 46 by Kansas, 11-21-10
Low	5 vs. Michigan State (5-5), 2-13-05	2 by Indiana, 2-10-13

Free Throw Percentage

High	1.000 vs. Arizona *(17-17), 1-26-03	.944 (17-18) (2x; MR by Iowa, 1-10-13)
Low	.381 vs. Green Bay (8-21), 12-11-07	.000 (0-2) by Indiana, 2-10-13

Total Rebounds

High	66 vs. Loyola, 12-5-00	53 by UC Santa Barbara, 11-20-98
Low	17 vs. Rutgers, 1-17-99	17 by S. Illinois, 11-22-04

Assists

High	25 (2x; MR vs. S. Illinois 11-22-04)	26 by Penn State, 1-2-12
Low	5 vs. Minnesota, 1-6-05	6 (4x; MR by Northern Illinois, 11-17-13)
	5 vs. Gonzaga, 12-10-13	

Blocked Shots

High	14 vs. Penn State, 1-6-15	11 by Illinois, 1-14-07
Low	0 Several (MR vs. Minnesota, 2-12-14)	0 several teams

Steals

High	18 vs. Bowling Green State, 11-15-98	23 by Oral Roberts, 11-13-11
Low	1 vs. Oral Roberts, 11-13-11	1 by Illinois, 1-23-11

Turnovers

High	31 (2x; MR vs. Alabama, 12-1-12)	32 by UC Santa Barbara, 11-20-98
Low	*5 vs. Penn State, 1-24-08	5 by Ohio State, 2-29-04

Fouls

High	30 vs. Illinois, 1-4-00	34 by UC Santa Barbara, 11-20-98
Low	3 vs. Indiana, 2-10-13 *	3 by Indiana, 2-10-13

Attendance: *17,142 vs. Minesota, 1-20-02

Greatest Margin of Victory: 51 vs. Southern Mississippi (88-37), 12-1-06

*Indicates School Record

FieldHouseRecords

Individual Records

Most Points

Wisconsin	38	Barb Franke vs. Purdue (12fg, 14-20ft)	1-26-96
Opponent	41	Laura Coenen (Minn.) (15fg, 11-14ft)	2-18-83

Most Field Goals

Wisconsin	13	Barb Franke vs. Drake (13-22)	11-30-95
	13	Michele Kozelka vs. Illinois State (13-17)	12-30-90
	13	Lisa Bonnell vs. Detroit (13-19)	12-13-87
	13	Janet Huff vs. Ohio State (13-26)	2-12-84
	13	Janet Huff vs. Iowa (13-25)	1-22-84
Opponent	15	Carol Emanuel (Purdue) (15-27)	3-12-83
	15	Laura Coenen (Minnesota) (15-26)	2-18-83

Most Field Goals Attempted

Wisconsin	27	Theresa Huff vs. Indiana (11-27)	2-6-83
	27	Theresa Huff vs. Michigan State (12-27)	1-14-83
Opponent	30	Mary Schoenhoff (Loyola) (12-30)	12-8-81
	30	Robin Hasemann (Western Illinois) (13-30)	12-4-88

Best Field Goal Percentage (8 attempts minimum)

Wisconsin	.889	Ann Klapperich vs. Illinois State (8-9)	12-9-95
Opponent	.889	Roxanne Grabow (Bradley) (8-9)	12-5-82

Most Three-Point Field Goals

Wisconsin	6	Robin Threatt vs. Creighton (6-10)	11-26-91
Opponent	5	Vanessa Nygaard (Stanford) (5-11)	11-21-97
	5	Melissa Sanford (Creighton) (5-7)	11-26-91
	5	Nadine Domond (Iowa) (5-7)	2-18-96

Most Three-Point Field Goals Attempted

Wisconsin	13	Lisa Bonnell vs. Iowa (3-13)	1-8-88
Opponent	12	Lori Goerlitz (Marquette) (3-12)	2-9-95
	12	Erin Boland (Siena College) (3-12)	3-14-99

Best Three-Point Field Goal Percentage (4 attempts minimum)

Wisconsin	1.000	Robin Threatt vs. Michigan State (4-4)	2-18-90
Opponent	.800	Milena Flores (Stanford) (4-5)	11-21-97
	.800	Chrissy Loeliger (Siena College) (4-5)	3-14-99

Most Free Throws

Wisconsin	17	Michele Kozelka vs. Green Bay (17-17)	12-5-89
Opponent	17	Sally Anderson (DePaul) (17-17)	12-11-86

Most Free Throws Attempted

Wisconsin	20	Barb Franke vs. Purdue (14-20)	1-26-96
Opponent	17	Cindy Haugejorde (Iowa) (13-17)	2-9-80
	17	Sally Anderson (DePaul) (17-17)	12-11-86

Best Free Throw Percentage (10 attempts minimum)

Wisconsin	1.00	Michele Kozelka vs. Green Bay (17-17)	12-5-89
Opponent	1.00	Sally Anderson (DePaul) (17-17)	12-11-86

Most Rebounds

Wisconsin	19	DeLinda Hastie vs. Green Bay	12-9-87
Opponent	22	Nanette Gibson (Michigan State)	2-9-80

Most Assists

Wisconsin	14	Faith Johnson vs. Eastern Illinois	12-14-84
Opponent	12	JoAnn Palombo (Northwestern)	1-30-87

Most Steals

Wisconsin	14	Keisha Anderson vs. Cleveland State	2-11-97
Opponent	8	Franthea Price (Iowa)	2-3-89

Most Blocked Shots

Wisconsin	10	Michelle Lowman vs. Illinois	12-9-78
Opponent	6	Donna Freese (UW-LaCrosse)	1-29-82
	6	Betty Willis (Milwaukee)	12-13-78

Attendance	11,522	vs. Iowa (sellout)	2-18-96
-------------------	--------	--------------------	---------

All-time Record: 168-113 (.598) 1974-present

Team Records

Wisconsin

Most Points

Wisconsin	123*	vs. Bradley (UW 123, Bradley 79)	12-5-82
Opponent	97	Purdue vs. Wisconsin (UW 87, PUR 97)	1-27-91
	97	DePaul vs. Wisconsin (UW 75, DePaul 97)	12-11-86

Most Field Goals

Wisconsin	52	vs. Bradley (52-87)	12-5-82
Opponent	37	Siena College vs. Wisconsin (37-76)	3-14-99
	37	Purdue vs. Wisconsin (37-83)	1-27-91
	37	Northwestern vs. Wisconsin (37-70)	3-8-86

Most Field Goals Attempted

Wisconsin	108	vs. DePaul (46-108)	12-14-77
Opponent	86	Western Michigan vs. Wisconsin (22-86)	12-12-80

Best Field Goal Percentage (50 attempts min.)

Wisconsin	.598	vs. Bradley (52-87)	12-5-82
Opponent	.596	Indiana vs. Wisconsin (34-57)	3-11-89

Most Three-Point Field Goals

Wisconsin	11	vs. Creighton (11-28)	11-26-91
Opponent	11	Stanford vs. Wisconsin	11-21-97
	11	Villanova vs. Wisconsin	3-22-08

Most Three-Point Field Goals Attempted

Wisconsin	28	vs. Creighton (11-28)	11-26-91
Opponent	28	Siena College vs. Wisconsin (9-28)	3-14-99

Best Three-Point Field Goal Percentage (4 attempts min.)

Wisconsin	1.000	vs. Illinois (4-4)	1-15-88
Opponent	.571	Purdue vs. Wisconsin (4-7)	1-28-90

Most Free Throws

Wisconsin	34	vs. Purdue (34-46)	1-26-96
Opponent	35	DePaul vs. Wisconsin (35-40)	12-11-86

Most Free Throws Attempted

Wisconsin	46	vs. Purdue (34-46)	1-26-96
Opponent	40	Ohio State vs. Wisconsin (29-40)	2-9-86
	40	DePaul vs. Wisconsin (35-40)	12-11-86

Best Free Throw Percentage (20 attempts min.)

Wisconsin	.969	vs. Michigan (32-33)	2-8-91
Opponent	.926	Purdue vs. Wisconsin	1-26-96

Most Rebounds

Wisconsin	74	vs. Western Illinois	1-13-82
Opponent	60	Illinois vs. Purdue	2-8-80

Most Assists

Wisconsin	34	vs. Milwaukee	12-13-78
Opponent	30	Siena College vs. Wisconsin	3-14-99

Most Steals

Wisconsin	27	vs. DePaul	12-14-77
	27	vs. UW-Eau Claire	12-10-77
Opponent	23	Iowa vs. Wisconsin	1-2-87

Most Blocked Shots

Wisconsin	13	vs. Purdue	1-20-79
Opponent	8	Iowa vs. Wisconsin	2-18-96
	8	UW-La Crosse vs. Wisconsin	1-29-82
	8	Detroit vs. Wisconsin	12-8-79
	8	UI-Chicago vs. UW-Stevens Point	1-26-79

Most Turnovers

Wisconsin	42	vs. Penn State	2-23-94
Opponent	48	Western Illinois vs. Wisconsin	12-13-91

Most Home Wins in a Season

12	Home Record: 12-3 (Overall: 20-9)	1991-92
12	Home Record: 12-1 (Overall: 18-10)	1983-84

Most Consecutive Home Wins

11	Home Record: 12-1	1983-84
----	-------------------	---------

Most Home Losses in a Season

12	Home Record: 2-12 (Overall: 4-24)	1985-86
----	-----------------------------------	---------

Most Consecutive Home Losses

11	Field House Record 2-12	1985-86
----	-------------------------	---------

Attendance

Year-by-Year Averages

Year	Record	Atten./Games	Avg.	Big Ten-Games	Avg.	Record	Big Ten
1974-75	11-7	No record					
1975-76	5-13	No record					
1976-77	7-14	No record					
1977-78+	14-10	12,231/10	1,223				
1978-79	13-11	4,979/10	498				
1979-80	11-16	3,246/8	406				
1980-81	13-18	4,408/12	367				
1981-82	21-13	4,873/11	443				
1982-83	19-8	9,589/13	738	7,724/9	858	11-7	5th
1983-84	18-10	9,776/13	752	8,628/9	959	13-5	2nd
1984-85	11-17	8,562/13	659	6,225/9	692	6-12	T7th
1985-86	4-24	8,704/14	522	4,971/9	552	1-17	10th
1986-87	9-19	14,112/14	1,008	9,349/9	1,039	4-14	T8th
1987-88	4-24	10,718/13	824	8,221/9	913	2-16	10th
1988-89	13-14	13,700/14	979	10,575/9	1,175	5-13	8th
1989-90	8-20	15,478/14	1,106	11,699/9	1,300	3-15	9th
1990-91	13-15	16,915/14	1,208	13,470/9	1,497	7-11	7th
1991-92	20-9	38,631/14	2,759	27,102/9	3,011	13-5	3rd
1992-93	7-20	20,310/12	1,692	16,891/9	1,877	4-14	10th
1993-94	13-14	26,553/15	1,770	19,478/9	2,164	6-12	9th
1994-95	20-9	59,329/12	4,944	52,686/8	6,586	11-5	3rd
1995-96	21-8	94,604/12	7,884	67,464/8	8,433	12-4	3rd
1996-97	16-11	102,426/12	8,536	70,795/8	8,849	8-8	T6th
1997-98	21-10	125,464/12	10,455	99,797/8	12,474	9-7	6th
1998-99	18-14	136,182/18	7,566	71,504/8	8,938	9-7	T4th
1999-00	21-12	123,712/16	7,732	68,978/8	8,622	8-8	T5th
2000-01	18-10	100,083/14	7,149	61,158/8	7,645	12-4	T2nd
2001-02	19-12	94,174/13	7,244	66,931/8	8,366	8-8	T5th
2002-03	7-21	93,458/14	6,676	56,875/8	7,109	5-11	T8th
2003-04	10-17	82,070/13	6,313	52,156/8	6,520	4-12	T8th
2004-05	12-16	84,654/14	6,047	56,102/9	6,234	5-11	8th
2005-06	11-18	90,235/15	6,016	55,228/8	6,904	5-11	9th
2006-07	23-13	114,406/20	5,720	63,567/8	7,946	7-9	T5th
2007-08	16-14	97,245/16	6,078	63,764/9	7,085	9-9	T7th
2008-09	19-15	92,517/17	5,442	60,714/9	6,746	12-5	T7th
2009-10	21-11	78,884/14	5,635	57,398/9	6,378	9-5	T3rd
2010-11	16-15	69,956/15	4,664	46,041/8	5,755	10-6	T3rd
2011-12	9-20	67,846/14	4,846	42,961/8	5,370	5-11	9th
2012-13	12-19	60,822/15	4,055	36,474/8	4,549	3-13	11th
2013-14	10-19	58,739/14	4,196	36,943/8	4,618	3-13	11th

Attendance figures in 1977-78 reflect three double-header games with the UW men's team

Top Wisconsin Attendance Figures

	Attendance	Date	Opponent	W-L	Score
1.	17,142 (KC) *	1-20-02	Minnesota	L	85-92
2.	16,329 (KC)	2-1-98	Northwestern	W	95-64
3.	16,296 (KC)	1-20-98	Iowa	L	63-66
4.	16,236 (KC)	2-15-98	Purdue	W	80-69
5.	15,269 (KC)	1-28-07	Minnesota	W	70-57
6.	14,697 (KC)	2-19-06	Minnesota	W	67-61
7.	13,320 (KC)	3-2-08	Iowa	L	78-87
8.	13,178 (KC)	2-18-07	Purdue	L	60-69
9.	13,006 (KC)	3-29-00	Florida	W	75-74
10.	12,594 (KC)	2-22-98	Penn State	W	83-75
11.	11,861 (KC)	12-5-99	Tennessee	L	62-85
12.	11,522 (FH) *	2-18-96	Iowa	L	63-67
13.	11,506 (FH) *	2-8-96	Tennessee	L	61-72
14.	11,500 (FH) *	2-12-95	Michigan State	L	62-78
15.	11,428 (KC)	2-8-15	Iowa	L	75-87
16.	11,369 (KC)	2-28-10	Iowa	L	60-68 OT
17.	11,267 (KC)	2-20-98	Illinois	W	73-69
18.	11,212 (FH)	1-19-97	Ohio State	W	67-61
19.	10,908 (FH)	2-26-95	Michigan	W	80-64
20.	10,734 (KC)	2-19-99	Illinois	W	82-78 OT
21.	10,505 (FH)	1-28-96	Penn State	W	87-69
22.	10,399 (FH)	1-23-00	Ohio State	W	79-59
23.	10,384 (KC)	1-17-99	Rutgers	L	62-78
24.	10,295 (KC)	1-23-98	Michigan	W	79-63
25.	10,227 (FH)	2-13-00	Michigan State	W	77-69

* Sell outs



Wisconsin Attendance Rankings

Year	National	Big Ten	Average
2015	23rd	7th	4,126
2014	23rd	6th	4,196
2013	23rd	5th	4,055
2012	17th	3rd	4,846
2011	19th	4th	4,664
2010	13th	3rd	5,635
2009	15th	4th	5,442
2008	15th	4th	6,077
2007	16th	5th	5,720
2006	17th	5th	6,016
2005	15th	5th	6,047
2004	13th	4th	6,313
2003	11th	4th	6,676
2002	9th	2nd	7,244
2001	8th	2nd	7,149
2000	8th	3rd	7,732
1999	7th	3rd	7,566
1998	3rd	1st	10,455
1997	3rd	1st	8,536
1996	4th	1st	7,884
1995	12th	3rd	4,944

2014-15 National Attendance Averages

Rank	School	Games	Total	Avg.
1.	South Carolina	16	196,684	12,293
2.	Tennessee	18	186,754	10,375
3.	Louisville	17	161,754	9,515
4.	Iowa St.	17	157,916	9,289
5.	Notre Dame	20	170,882	8,544
6.	UConn	15	123,247	8,216
7.	Kentucky	17	108,436	6,379
8.	Baylor	19	120,484	6,341
9.	Purdue	16	100,458	6,279
10.	Michigan St.	16	97,906	6,119
11.	Nebraska	16	93,707	5,857
12.	Oklahoma	13	69,852	5,373
13.	Gonzaga	14	75,127	5,366
14.	Iowa	18	95,417	5,301
15.	Maryland	17	89,016	5,236
16.	New Mexico	17	87,849	5,168
17.	Texas A&M	15	75,511	5,034
18.	Penn St.	16	77,727	4,858
19.	Ohio St.	17	81,250	4,779
20.	Duke	18	82,615	4,590
21.	Oregon St.	16	67,109	4,194
22.	Middle Tenn.	18	75,105	4,173
23.	Wisconsin	13	53,637	4,126
24.	Kansas St.	20	80,783	4,039
25.	Minnesota	15	57,696	3,846
26.	Texas Tech	19	72,268	3,804
27.	Mississippi St.	18	67,598	3,755
28.	Toledo	16	58,182	3,636
29.	Stanford	17	60,763	3,574
30.	Vanderbilt	15	53,280	3,552

Wisconsin has ranked in the top 25 for national attendance for 21 consecutive years.

BigTenOpponents

ILLINOIS

Jan. 17 • Champaign, Ill. • 2 p.m.

Feb. 17 • Madison, Wis. • 7 p.m.

Location: Urbana-Champaign, Ill.

Enrollment: 44,942

Colors: Orange and Blue

Nickname: Fighting Illini

Home Arena (Capacity): State Farm Center (17,085)

2014-15 Record: 15-16

2014-15 Big Ten Record/Place: 6-12, 10th

2014-15 Postseason: Did not compete

Final Ranking: Not ranked

Starters Returning/Lost: 2/3

Letterwinners Returning/Lost: 6/7

Head Coach: Matt Bollant

School Record: 43-51 (Three years)

Career Record: 325-106 (13 years)

Associate Head Coach: LaKale Malone

Assistant Coaches: Jody Martinez, Tianna Kirkland

Top Returnees:

Kyley Simmons, R-Sr., G, 5-7, 9.8 ppg, 2.3 rpg

Chatrice White, So., C, 6-3, 14.8 ppg, 7.1 rpg

Sports Information: Jenny Dewar

Email: jdewar2@illinois.edu

Office Phone: (217) 244-5045

Cell Phone: (847) 567-2487

Fax Phone: (217) 333-5540

Press Row: (217) 333-1227

Website: www.fightingillini.com

Twitter: @IlliniWBB

Facebook: /IlliniWBBasketball

vs. Illinois

UW leads 35-34

In Madison: Wisconsin leads 22-10

In Champaign: Illinois leads 19-11

Neutral: Illinois leads 5-1

Date	Place	W-L	Wis	Opp	Margin
Dec. 6, 1974	Iowa City, Iowa	L	56	57	-1
Feb. 6, 1976	Champaign, Ill.	L	33	77	-44
Feb. 11, 1977	West Lafayette, Ind.	L	49	76	-27
Dec. 9, 1978	Madison, Wis.	W	60	51	+9
Feb. 16, 1980	Madison, Wis.	L	63	92	-29
Jan. 9, 1982	Madison, Wis.	W	80	71	+9
Jan. 9, 1983	Champaign, Ill.	W	91	88	+3
March 10, 1983	Madison, Wis.	L	72	80	-8
Jan. 8, 1984	Madison, Wis.	W	64	53	+11
March 8, 1984	Champaign, Ill.	W	79	65	+14
Jan. 18, 1985	Champaign, Ill.	L	59	70	-11
Feb. 17, 1985	Madison, Wis.	W	70	67	+13
Jan., 17, 1986	Madison, Wis.	L	69	82	-13
Feb. 16, 1986	Champaign, Ill.	L	53	69	-16
Jan. 9, 1987	Champaign, Ill.	L	67	82	-15
Feb. 8, 1987	Madison, Wis.	L	64	77	-13
Jan. 15, 1988	Madison, Wis.	W	75	64	+11
Feb. 14, 1988	Champaign, Ill.	L	50	76 ^{OT}	-26
Jan. 27, 1989	Champaign, Ill.	L	75	81 ^{OT}	-6
Feb. 26, 1989	Madison, Wis.	W	77	68	+9
Jan. 26, 1990	Madison, Wis.	W	86	77	+9
Feb. 25, 1990	Champaign, Ill.	L	76	81	-5
Jan. 25, 1991	Madison, Wis.	W	90	81	+9
Feb. 24, 1991	Champaign, Ill.	L	73	88	-15
Jan. 24, 1992	Champaign, Ill.	W	65	59	+6
Feb. 23, 1992	Madison, Wis.	W	73	59	+14
Jan. 22, 1993	Champaign, Ill.	L	74	81	-7

Feb. 21, 1993	Madison, Wis.	L	74	84	-10
Jan. 21, 1994	Madison, Wis.	W	81	59	+22
Feb. 20, 1994	Champaign, Ill.	L	79	82	-3
Jan. 22, 1995	Madison, Wis.	W	76	47	+29
Jan. 21, 1996	Champaign, Ill.	W	68	67	+1
Dec. 29, 1996	Madison, Wis.	L	67	73	-6
Feb. 21, 1997	Champaign, Ill.	L	78	82	-4
Dec. 30, 1997	Champaign, Ill.	L	75	83	-8
Feb. 20, 1998	Madison, Wis.	W	73	69	+4
Dec. 30, 1998	Champaign, Ill.	L	72	90	-18
Feb. 19, 1999	Madison, Wis.	W	82	78 ^{OT}	+4
Jan. 4, 2000	Madison, Wis.	L	74	80	-6
Feb. 24, 2000	Champaign, Ill.	L	78	87	-9
Jan. 25, 2001	Champaign, Ill.	W	73	65	+8
March 2, 2001	Grand Rapids, Mich. *	L	68	80	-12
Jan. 17, 2002	Madison, Wis.	W	74	69	+5
Jan. 12, 2003	Champaign, Ill.	L	56	73	-17
Jan. 19, 2003	Madison, Wis.	W	69	59	+10
Jan. 13, 2004	Madison, Wis.	W	66	57	+9
Feb. 26, 2004	Champaign, Ill.	W	59	53	+6
Jan. 16, 2005	Champaign, Ill.	L	66	79	-13
Feb. 10, 2005	Madison, Wis.	W	65	60	+5
Jan. 15, 2006	Madison, Wis.	L	54	84	-30
Feb. 9, 2006	Champaign, Ill.	W	66	61	+5
Jan. 14, 2007	Madison, Wis.	L	62	70	-8
Dec. 30, 2007	Champaign, Ill.	L	54	64	-10
Feb. 14, 2008	Madison, Wis.	W	66	64	+2
March 6, 2008	Indianapolis, Ind. *	L	58	73	-15
Jan. 1, 2009	Champaign, Ill.	W	53	38	+15
Jan. 18, 2009	Madison, Wis.	W	61	43	+18
Jan. 3, 2010	Champaign, Ill.	L	52	53	-1
Jan. 17, 2010	Madison, Wis.	W	63	51	+12
Jan. 23, 2011	Madison, Wis.	W	60	47	+13
March 3, 2011	Indianapolis, Ind. *	L	56	63	-7
Jan. 8, 2012	Champaign, Ill.	W	70	67	+3
Feb. 26, 2012	Madison, Wis.	W	72	60	+12
Feb. 3, 2013	Madison, Wis.	L	56	64	-8
Feb. 18, 2013	Champaign, Ill.	L	53	60	-7
March 7, 2013	Hoffman Estates, Ill.	W	58	57	+1
Jan. 3, 2014	Champaign, Ill.	W	76	64 ^{OT}	+10
Jan. 29, 2015	Champaign, Ill.	W	73	62	+11

INDIANA

Dec. 31 • Madison, Wis. • 2 p.m.

Feb. 14 • Bloomington, Ind. • 1 p.m.

Location: Bloomington, Ind.

Enrollment: 43,338

Colors: Cream and Crimson

Nickname: Hoosiers

Home Arena (Capacity): Assembly Hall (17,472)

2014-15 Record: 15-16

2014-15 Big Ten Record/Place: 4-14/12th

2014-15 Postseason: Did not compete

Final Ranking: Not ranked

Starters Returning/Lost: 4/1

Letterwinners Returning/Lost: 7/6

Head Coach: Teri Moren

School Record: 15-16 (Second year)

Career Record: 214-146 (12 years)

Assistant Coaches: Curtis Loyd, Todd Starkey and Rhett Wierzbza

Top Returnees:

Amanda Cahill, So., F, 6-2, 10.8 ppg, 7.7 rpg

Alexis Gassion, Jr., G, 5-11, 8.0 ppg, 6.1 rpg

Karlie McBride, Jr., G, 5-10, 8.4 ppg

Sports Information: Ryan Sheets
 Email: rmsheets@indiana.edu
 Office Phone: (812) 856-0215
 Cell Phone: (812) 756-0466
 Fax Phone: (812) 855-9401
 Press Row: (812) 855-2754
 Website: www.IUHoosiers.com
 Twitter: @IndianaWBB

vs. Indiana

Indiana leads 46-22

In Madison: Wisconsin leads 17-13

In Bloomington: Indiana leads 29-4

Neutral: Indiana leads 4-1

Date	Place	W-L	Wis	Opp	Margin
Dec. 6, 1974	Iowa City, Iowa	L	56	57	-1
Dec. 7, 1974	Iowa City, Iowa	L	29	83	-54
Feb. 9, 1978	Bloomington, Ind.	L	48	63	-15
Feb. 8, 1979	Bloomington, Ind.	L	45	53	-8
Feb. 17, 1979	Madison, Wis.	L	52	59	-7
Jan. 18, 1980	Bloomington, Ind.	L	50	64	-14
Jan. 30, 1981	Madison, Wis.	W	86	76	+10
Dec. 5, 1981	Bloomington, Ind.	L	77	83	-6
Feb. 6, 1983	Madison, Wis.	L	61	73	-12
Feb. 11, 1983	Bloomington, Ind.	L	49	59	-10
Feb. 5, 1984	Bloomington, Ind.	L	57	64	-7
Feb. 10, 1984	Madison, Wis.	W	60	58	+2
Jan. 13, 1985	Madison, Wis.	L	51	75	-24
Feb. 8, 1985	Bloomington, Ind.	L	67	71	-4
Jan. 12, 1986	Bloomington, Ind.	L	46	65	-19
Feb. 7, 1986	Madison, Wis.	L	37	65	-28
Jan. 16, 1987	Madison, Wis.	L	66	71 ^{OT}	-5
Feb. 15, 1987	Bloomington, Ind.	W	48	46 ^{OT}	+2
Jan. 22, 1988	Bloomington, Ind.	L	49	71	-22
Feb. 21, 1988	Madison, Wis.	L	53	77	-24
Jan. 6, 1989	Bloomington, Ind.	L	55	73	-18
March 11, 1989	Madison, Wis.	L	80	85	-5
Jan. 5, 1990	Madison, Wis.	L	80	92	-12
March 10, 1990	Bloomington, Ind.	L	69	76	-7
Feb. 1, 1991	Bloomington, Ind.	L	86	103	-17
March 3, 1991	Madison, Wis.	W	80	75	+5
Jan. 10, 1992	Bloomington, Ind.	L	52	77	-25
March 14, 1992	Madison, Wis.	W	77	67	+10
March 5, 1993	Madison, Wis.	L	72	79	-7
March 4, 1994	Bloomington, Ind.	L	64	66	-2
Jan. 3, 1995	Madison, Wis.	W	78	62	+16
Feb. 24, 1995	Bloomington, Ind.	L	61	63	-2
Dec. 29, 1995	Madison, Wis.	W	81	71	+10
Feb. 23, 1996	Bloomington, Ind.	L	68	82	-14
Jan. 12, 1997	Bloomington, Ind.	L	72	74	-2
Feb. 7, 1997	Madison, Wis.	L	54	59	-5
Jan. 9, 1998	Madison, Wis.	W	75	60	+15
Feb. 6, 1998	Bloomington, Ind.	L	55	56	-1
Jan. 10, 1999	Bloomington, Ind.	L	65	69	-4
Feb. 20, 2000	Madison, Wis.	W	76	61	+15
Jan. 21, 2001	Madison, Wis.	W	69	62	+7
Feb. 8, 2001	Bloomington, Ind.	L	79	83 ^{OT}	-4
Jan. 3, 2002	Madison, Wis.	W	74	54	+20
Jan. 24, 2002	Bloomington, Ind.	L	63	70 ^{OT}	-7
Jan. 24, 2003	Bloomington, Ind.	W	69	58	+11
Feb. 16, 2003	Madison, Wis.	L	48	49	-1
March 6, 2003	Indianapolis, Ind. *	L	51	52	-1
Jan. 8, 2004	Bloomington, Ind.	L	39	60	-21
Feb. 22, 2004	Madison, Wis.	W	66	62	+4
March 4, 2004	Indianapolis, Ind. *	L	39	57	-18
Feb. 3, 2005	Bloomington, Ind.	L	66	71	-5
March 3, 2005	Indianapolis, Ind. *	W	75	74 ^{2OT}	+1
Feb. 2, 2006	Madison, Wis.	L	64	71	-7
Feb. 1, 2007	Bloomington, Ind.	L	56	83	-27
Feb. 8, 2007	Madison, Wis.	W	60	53	+7
Jan. 31, 2008	Bloomington, Ind.	L	62	86	-24
Feb. 23, 2008	Madison, Wis.	W	81	51	+30
Jan. 15, 2009	Bloomington, Ind.	L	61	63	-3

Feb. 16, 2009	Madison, Wis.	L	61	67 ^{OT}	-6
Jan. 28, 2010	Bloomington, Ind.	W	55	47	+8
Feb. 14, 2010	Madison, Wis.	W	66	58	+8
Feb. 6, 2011	Bloomington, Ind.	W	75	49	+26
Feb. 23, 2011	Madison, Wis.	W	65	57	+18
Feb. 23, 2012	Bloomington, Ind.	L	60	62	-2
Feb. 10, 2013	Madison, Wis.	W	65	53	+12
Jan. 15, 2014	Madison, Wis.	W	65	60	+5
Feb. 8, 2014	Bloomington, Ind.	L	69	76	-7
Jan. 11, 2015	Bloomington, Ind.	L	69	52	-17

IOWA

Jan. 13 • Madison, Wis. • 7 p.m.

Location: Iowa City, Iowa

Enrollment: 31,387

Colors: Black and gold

Nickname: Hawkeyes

Home Arena (Capacity): Carver-Hawkeye Arena (15,400)

2014-15 Record: 26-8

2014-15 Big Ten Record/Place: 14-4/2nd

2013-14 Postseason: NCAA Third Round

Final Ranking: 18th

Starters Returning/Lost: 2/3

Letterwinners Returning/Lost: 10/4

Head Coach: Lisa Bluder

School Record: 302-174 (15 years)

Career Record: 660-316 (31 years)

Associate Head Coach: Jan Jensen

Assistant Coaches: Jenni Fitzgerald and Lacey Goldwire

Top Returnees:

Bethany Doolittle, Sr., C, 6-4, 14.1 ppg, 7.0 rpg

Whitney Jennings, So. G, 5-5, 9.1 ppg

Ally Disterhoft, Jr. G, 6-0, 14.8 ppg, 5.9 rpg

Sports Information: Jill Price

Email: Jill-Price@uiowa.edu

Office: (319) 355-9411

Cell: (319) 930-880

Fax Phone: (319) 355-9417

Press Row: (319) 355-7284

Website: www.hawkeyesports.com

Twitter: @IowaWBB

Facebook: /IowaWBB

Vs. Iowa

Iowa leads: 45-20

In Madison: Iowa leads 19-11

In Iowa City: Iowa leads 26-8

Neutral: Wisconsin leads 1-0

Date	Place	W-L	Wis	Opp	Margin
Dec. 7, 1974	Iowa City, Iowa	W	65	49	+16
Dec. 2, 1978	Iowa City, Iowa	L	68	75	-7
Dec. 1, 1979	Iowa City, Iowa	L	51	68	-17
Nov. 15, 1980	Madison, Wis.	W	73	69	+4
Feb. 3, 1981	Iowa City, Iowa	W	88	67	+11
Feb. 12, 1982	East Lansing, Mich.	W	78	64	+14
March 3, 1982	Iowa City, Iowa	W	78	64	+14
Jan. 23, 1983	Iowa City, Iowa	W	68	47	+21
Feb. 23, 1983	Madison, Wis.	W	68	44	+24
Jan. 22, 1984	Madison, Wis.	W	50	49	+1
Feb. 24, 1984	Iowa City, Iowa	L	37	46	-9
Jan. 27, 1985	Madison, Wis.	W	65	54	+11
Feb. 24, 1985	Iowa City, Iowa	L	52	64	-12
Jan. 26, 1986	Iowa City, Iowa	L	32	68	-36
Feb. 21, 1986	Madison, Wis.	L	47	61	-14
Jan. 2, 1987	Madison, Wis.	L	44	83	-39
March 7, 1987	Iowa City, Iowa	L	56	78	-22
Jan. 8, 1988	Madison, Wis.	L	59	79	-20

March 12, 1988	Iowa City, Iowa	L	50	98	-48
Feb. 3, 1989	Madison, Wis.	L	57	67	-10
March 5, 1989	Iowa City, Iowa	L	52	78	-26
Feb. 2, 1990	Iowa City, Iowa	L	52	84	-32
March 4, 1990	Madison, Wis.	L	60	77	-17
Jan. 2, 1991	Madison, Wis.	W	78	67	+11
March 9, 1991	Iowa City, Iowa	L	76	85 OT	-9
Feb. 7, 1992	Madison, Wis.	W	74	58	+16
March 8, 1992	Iowa City, Iowa	L	36	63	-27
Jan. 8, 1993	Iowa City, Iowa	L	39	65	-26
Jan. 7, 1994	Madison, Wis.	L	67	74	-7
Jan. 6, 1995	Madison, Wis.	W	72	62	+10
Feb. 19, 1995	Iowa City, Iowa	W	62	55	+7
Jan. 5, 1996	Iowa City, Iowa	L	48	68	-20
Feb. 18, 1996	Madison, Wis.	L	63	67	-4
Jan. 5, 1997	Iowa City, Iowa	W	69	63	+6
Feb. 14, 1997	Madison, Wis.	W	59	56	+3
Jan. 20, 1998	Madison, Wis.	L	63	66	-3
Feb. 13, 1998	Iowa City, Iowa	L	76	87	-11
Jan. 3, 1999	Madison, Wis.	W	79	72	+7
Jan. 27, 2000	Iowa City, Iowa	L	62	66	-4
Dec. 31, 2000	Madison, Wis.	W	94	91	+3
Jan. 14, 2001	Iowa City, Iowa	L	68	74	-6
Dec. 30, 2001	Iowa City, Iowa	W	68	61	+7
Feb. 7, 2002	Madison, Wis.	L	64	76	-12
Jan. 21, 2003	Iowa City, Iowa	L	60	77	-17
Feb. 23, 2003	Madison, Wis.	L	59	76	-17
Jan. 18, 2004	Iowa City, Iowa	L	46	66	-20
Feb. 12, 2004	Madison, Wis.	L	82	87 OT	-5
Feb. 6, 2005	Iowa City, Iowa	W	88	78	+10
Jan. 19, 2006	Madison, Wis.	L	59	68	-9
Feb. 11, 2007	Madison, Wis.	W	84	73	+11
Feb. 25, 2007	Iowa City, Iowa	L	93	103	-10
Jan. 13, 2008	Iowa City, Iowa	L	74	78 OT	-4
March 2, 2008	Madison, Wis.	L	78	87	-9
Dec. 22, 2008	Madison, Wis.	L	63	73	-10
Feb. 19, 2009	Iowa City, Iowa	L	65	72	-7
Dec. 31, 2009	Iowa City, Iowa	L	51	61	-10
Feb. 26, 2010	Madison, Wis.	L	60	68 OT	-8
Feb. 16, 2011	Iowa City, Iowa	L	44	59	-15
Jan. 19, 2012	Iowa City, Iowa	L	57	69	-12
Feb. 2, 2012	Madison, Wis.	L	79	85 OT	-6
Jan. 10, 2013	Madison, Wis.	L	56	65	-11
Jan. 24, 2013	Iowa City, Iowa	L	60	71	-11
Jan. 12, 2014	Madison, Wis.	L	65	82	-17
Feb. 8, 2015	Madison, Wis.	L	75	87	-12
Feb. 26, 2015	Iowa City, Iowa	L	74	78	-4

MARYLAND

Jan. 20 • Madison, Wis. • 7 p.m.

Feb. 25 • College Park, Md. • 5:30 p.m.

Location: College Park, Md.

Enrollment: 37,631

Colors: Red, White, Black and Gold

Nickname: Terrapins

Home Arena (Capacity): Comcast Center (17,950)

2014-15 Record: 34-3

2014-15 Big Ten Record/Place: 18-0/1st

2014-15 Postseason: NCAA Final Four

Final Ranking: 4

Starters Returning/Lost: 3/2

Letterwinners Returning/Lost: 10/2

Head Coach: Brenda Frese

School Record: 340-104 (13 years)

Career Record: 397-134 (16 years)

Assistant Coaches: Bett Shelby, Shay Robinson and Terry Nooner

Top Returnees:

Shatori Walker-Kimbrough, Jr., G, 5-11, 13.3 ppg, 5.3 rpg

Brionna Jones, Jr., C, 6-3, 12.4 ppg, 8.9 rpg

Sports Information: Rose DiPaula

Email: rdipaula@umd.edu

Office Phone: 301-314-7063

Cell Phone: 443-417-5266

Press Row: 301-314-8624

Website: www.UMterps.com

Vs. Maryland

Maryland leads: 2-0

In Madison: Maryland leads 1-0

In College Park: Maryland leads 1-0

Date	Place	W-L	Wis	Opp	Margin
Jan. 5, 1982	College Park, Md.	L	62	91	-29
Feb. 19, 2015	Madison, Wis.	L	70	81	-11

MICHIGAN

Feb. 11 • Ann Arbor, Mich. • 6 p.m.

Location: Ann Arbor, Mich.

Enrollment: 43,710

Colors: Maize and Blue

Nickname: Wolverines

Home Arena (Capacity): Crisler Center (12,707)

2014-15 Record: 20-15

2014-15 Big Ten Record/Place: 8-10/8th

2014-15 Postseason: WNIT Semifinals

Final Ranking: Not ranked

Starters Returning/Lost: 3/3

Letterwinners Returning/Lost: 10/4

Head Coach: Kim Barnes Arico

School Record: 62-40 (Three years)

Career Record: 332-245 (18 years)

Assistant Coaches: Melanie Moore, Megan Duffy and Joy McCorvey

Top Returnees:

Katelynn Flaherty, So., G, 5-7, 14.3 ppg, .911 FT%

Siera Thompson, Jr., G, 5-7, 10.9 ppg, 3.0 rpg

Sports Information: Sarah VanMetre

Email: vanmetre@umich.edu

Office Phone: (734) 647-4209

Cell Phone: (734) 604-4606

Fax Phone: (734) 647-1188

Press Row: (734) 998-7978

Website: www.MGoBlue.com

Twitter: [umichwbbal](https://twitter.com/umichwbbal)

Facebook: [michiganwomensbasketball](https://facebook.com/michiganwomensbasketball)

Vs. Michigan

Wisconsin leads: 40-23

In Madison: Wisconsin leads 22-8

In Ann Arbor: Wisconsin leads 17-13

Neutral: Michigan leads 2-1

Date	Place	W-L	Wis	Opp	Margin
Feb. 7, 1976	Champaign, Ill.	L	33	84	-51
Jan. 12, 1979	Ann Arbor, Mich.	L	73	80	-7
Jan. 26, 1980	Madison, Wis.	W	65	57	+8
Dec. 6, 1980	Ann Arbor, Mich.	L	78	87	-9
Jan. 16, 1983	Madison, Wis.	W	99	68	+31
March 4, 1983	Ann Arbor, Mich.	W	80	71	+9
Jan. 15, 1984	Ann Arbor, Mich.	W	77	63	+13
March 2, 1984	Madison, Wis.	L	63	64	-1
Feb. 3, 1985	Ann Arbor, Mich.	W	81	72	+9
March 1, 1985	Madison, Wis.	W	81	70	+11
Feb. 2, 1986	Madison, Wis.	L	67	72	-5
Feb. 28, 1986	Ann Arbor, Mich.	L	66	77	-11
Jan. 25, 1987	Ann Arbor, Mich.	W	65	57	+12

Feb. 20, 1987	Madison, Wis.	W	88	63	+25
Jan. 31, 1988	Madison, Wis.	L	65	68	-3
Feb. 26, 1988	Ann Arbor, Mich.	L	51	86	-35
Jan. 22, 1989	Madison, Wis.	W	66	59	+7
Feb. 17, 1989	Ann Arbor, Mich.	L	57	75	-18
Jan. 21, 1990	Ann Arbor, Mich.	L	51	68	-17
Feb. 16, 1990	Madison, Wis.	L	56	61	-5
Jan. 13, 1991	Ann Arbor, Mich.	L	69	90	-21
Feb. 8, 1991	Madison, Wis.	W	101	88	+13
Jan. 19, 1992	Madison, Wis.	W	93	66	+27
Feb. 14, 1992	Ann Arbor, Mich.	W	84	60	+24
Jan. 17, 1993	Madison, Wis.	W	73	67	+6
Feb. 12, 1993	Ann Arbor, Mich.	W	79	75	+4
Jan. 16, 1994	Ann Arbor, Mich.	W	64	63	+1
Feb. 11, 1994	Madison, Wis.	W	75	64	+11
Dec. 28, 1994	Ann Arbor, Mich.	W	85	71	+14
Feb. 26, 1995	Madison, Wis.	W	80	64	+16
Dec. 27, 1995	Madison, Wis.	W	89	48	+41
Feb. 25, 1996	Ann Arbor, Mich.	W	88	63	+25
Jan. 24, 1997	Ann Arbor, Mich.	W	77	72	+5
Jan. 23, 1998	Madison, Wis.	W	79	63	+16
Feb. 28, 1998	Indianapolis, Ind. *	L	70	79	-9
Jan. 15, 1999	Madison, Wis.	W	71	65	+6
Jan. 31, 1999	Ann Arbor, Mich.	W	70	46	+26
Jan. 20, 2000	Madison, Wis.	W	72	69	+3
Feb. 17, 2000	Ann Arbor, Mich.	L	73	78	-5
Jan. 4, 2001	Ann Arbor, Mich.	W	85	52	+33
Jan. 6, 2002	Madison, Wis.	W	89	74	+15
Feb. 2, 2003	Madison, Wis.	W	68	56	+12
Feb. 13, 2003	Ann Arbor, Mich.	W	58	52	+6
Jan. 22, 2004	Madison, Wis.	L	60	63	-3
Feb. 8, 2004	Ann Arbor, Mich.	L	55	75	-20
Jan. 30, 2005	Madison, Wis.	W	79	71	+8
Jan. 29, 2006	Ann Arbor, Mich.	W	75	65	+10
Jan. 11, 2007	Ann Arbor, Mich.	W	62	59	+3
Jan. 25, 2007	Madison, Wis.	W	73	60	+13
March 1, 2007	Indianapolis, Ind. *	W	81	59	+22
Jan. 17, 2008	Madison, Wis.	L	73	79 ^{OT}	-6
Feb. 28, 2008	Ann Arbor, Mich.	W	69	67	+2
Jan. 11, 2009	Madison, Wis.	W	58	54	+4
Feb. 1, 2009	Ann Arbor, Mich.	L	42	70	-28
Jan. 10, 2010	Madison, Wis.	W	68	48	+20
Feb. 21, 2010	Ann Arbor, Mich.	W	73	61	+12
Jan. 16, 2011	Ann Arbor, Mich.	L	59	75	-16
Feb. 19, 2011	Madison, Wis.	L	66	68	-2
Jan. 30, 2012	Madison, Wis.	W	66	60	+6
Jan. 13, 2013	Ann Arbor, Mich.	L	43	54	-11
Jan. 9, 2014	Ann Arbor, Mich.	L	62	70	-12
Jan. 26, 2014	Madison, Wis.	L	44	60	-16
Dec. 28, 2015	Madison, Wis.	W	63	53	+10

MICHIGAN STATE

Jan. 3 • East Lansing, Mich. • 1 p.m.

Jan. 31 • Madison, Wis. • 3 p.m.

Location: East Lansing, Mich.

Enrollment: 47,163

Colors: Green and White

Nickname: Spartans

Home Arena (Capacity): Jack Breslin Student Events Center (14,797)

2014-15 Record: 16-15

2014-15 Big Ten Record: 7-11/9th

2014-15 Postseason: Did not compete

Final Ranking: Not ranked

Starters Returning/Lost: 3/2

Letterwinners Returning/Lost: 6/4

Head Coach: Suzy Merchant

School Record: 179-87 (Eight years)

Career Record: 380-207 (20 years)

Associate Head Coach: Amaka Agugua

Assistant Coaches: Nckell Copeland and Mark Simmons

Top Returnees:

Aerial Powers, Rs-Sr., F, 6-0, 21.9 ppg, 12.1 rpg

Tori Jankoska, Jr. G, 5-8, 17.5 ppg, 6.9 rpg

Sports Information: Kara Fisher

Email: kfisher@ath.msu.edu

Office Phone: (517) 355-2271

Cell Phone: (517) 243-0945

Fax Phone: (517) 353-9636

Press Row: (517) 353-1626

On-Line: www.muspartans.com

Vs. Michigan State

Michigan State leads: 39-25

In Madison: Wisconsin leads 18-14

In East Lansing: Michigan State leads 23-6

Neutral: Michigan State leads 2-1

Date	Place	W-L	Wis	Opp	Margin
Feb. 6, 1976	Champaign, Ill.	L	46	77	-31
Jan. 14, 1978	Madison, Wis.	L	63	65	-2
Jan. 13, 1979	East Lansing, Mich.	L	52	57	-5
Dec. 30, 1980	Madison, Wis.	L	62	74	-12
Feb. 27, 1982	East Lansing, Mich.	L	60	76	-16
Jan. 14, 1983	Madison, Wis.	W	77	59	+18
March 6, 1983	East Lansing, Mich.	W	76	70	+6
Jan. 13, 1984	East Lansing, Mich.	W	67	66	+1
March 4, 1984	Madison, Wis.	W	88	68	+20
Feb. 1, 1985	East Lansing, Mich.	L	64	65	-1
March 3, 1985	Madison, Wis.	W	82	72	+10
Jan. 31, 1986	Madison, Wis.	L	55	58	-3
March 2, 1986	East Lansing, Mich.	L	69	82	-13
Jan. 23, 1987	East Lansing, Mich.	L	53	77	-24
Feb. 22, 1987	Madison, Wis.	L	57	71	-14
Jan. 29, 1988	Madison, Wis.	L	58	65	-7
Feb. 29, 1988	East Lansing, Mich.	L	58	68	-10
Jan. 20, 1989	Madison, Wis.	W	71	69	+2
Feb. 19, 1989	East Lansing, Mich.	L	67	71	-4
Jan. 19, 1990	East Lansing, Mich.	L	43	73	-30
Feb. 18, 1990	Madison, Wis.	L	55	61	-6
Jan. 11, 1991	East Lansing, Mich.	L	73	89	-16
Feb. 10, 1991	Madison, Wis.	W	78	75	+3
Jan. 17, 1992	Madison, Wis.	W	79	63	+16
Feb. 16, 1992	East Lansing, Mich.	W	73	58	+15
Jan. 15, 1993	Madison, Wis.	W	75	67	+8
Feb. 14, 1993	East Lansing, Mich.	L	67	81	-14
Jan. 14, 1994	East Lansing, Mich.	L	69	72	-3
Feb. 13, 1994	Madison, Wis.	W	92	85	+7
Jan. 13, 1995	East Lansing, Mich.	L	68	78	-10
Feb. 12, 1995	Madison, Wis.	L	62	78	-16
March 4, 1995	Indianapolis, Ind. *	L	79	87	-8
Jan. 12, 1996	Madison, Wis.	W	82	59	+23
Feb. 11, 1996	East Lansing, Mich.	L	65	76	-11
Jan. 31, 1997	East Lansing, Mich.	L	53	64	-11
Jan. 30, 1998	Madison, Wis.	W	72	65	+7
Jan. 8, 1999	East Lansing, Mich.	L	74	77	-3
Feb. 7, 1999	Madison, Wis.	W	73	68 ^{OT}	+5
Mar. 17, 1999	Madison, Wis. (WNIT)	W	70	69 ^{OT}	+1
Jan. 1, 2000	East Lansing, Mich.	L	61	75	-14
Feb. 13, 2000	Madison, Wis.	W	77	69	+8
Mar. 22, 2000	Madison, Wis. (WNIT)	W	77	45	+32
Jan. 11, 2001	East Lansing, Mich.	W	72	56	+16
Feb. 4, 2001	Madison, Wis.	W	69	49	+20
Jan. 10, 2002	East Lansing, Mich.	W	86	78 ^{OT}	+8
Jan. 30, 2002	Madison, Wis.	L	57	58	-1
Feb. 6, 2003	Madison, Wis.	L	43	58	-15
Feb. 5, 2004	East Lansing, Mich.	L	47	72	-25
Jan. 13, 2005	East Lansing, Mich.	L	66	74	-8
Feb. 13, 2005	Madison, Wis.	L	60	84	-24
Jan. 12, 2005	Madison, Wis.	L	63	69	-6
Feb. 12, 2006	East Lansing, Mich.	L	47	53	-7
Dec. 31, 2006	East Lansing, Mich.	L	46	56	-10
Jan. 2, 2008	Madison, Wis.	W	84	71	+13
Jan. 25, 2009	East Lansing, Mich.	L	50	59	-9

Feb. 22, 2009	Madison, Wis.	W	54	51	+3
March 6, 2009	Indianapolis, Ind. *	W	56	50	+6
Dec. 28, 2009	Madison, Wis.	W	62	54	+8
Jan. 14, 2010	East Lansing, Mich.	W	48	45	+3
Feb. 3, 2011	Madison, Wis.	L	70	73 ^{OT}	-3
Feb. 16, 2012	Madison, Wis.	L	46	62	-16
March 3, 2013	East Lansing, Mich.	L	48	54	-6
Jan. 30, 2014	East Lansing, Mich.	L	67	71	-4
Feb. 20, 2014	Madison, Wis.	L	66	76	-10
Jan. 25, 2015	East Lansing, Mich.	L	71	77	-6

MINNESOTA

Jan. 4 • Madison, Wis. • 2 p.m.

Feb. 11 • Minneapolis, Minn. • 7 p.m.

Location: Minneapolis, Minn.

Enrollment: 52,557

Colors: Maroon and Gold

Nickname: Golden Gophers

Home Arena (Capacity): Williams Arena (14,625)

2014-15 Record: 23-10

2014-15 Big Ten Record/Place: 11-7/6th

2013-14 Postseason: NCAA tournament first round

Final Ranking: Not ranked

Starters Returning/Lost: 3/2

Letterwinners Returning/Lost: 6/3

Head Coach: Marlene Stollings

School Record: 23-10 (Second year)

Career Record: 74-52

Sports Information: Justine Buerkle

Email: jbuerkle@umn.edu

Office Phone: (612) 624-1023

Cell Phone: (612) 910-2564

Fax Phone: (612) 625-0359

Press Row: (612) 626-1308

On-Line: www.gophersports.com

Facebook: /GopherWBB

Twitter: @GophersWBB

vs. Minnesota

Minnesota leads: 35-36

In Madison: Wisconsin leads 19-14

In Minneapolis: Minnesota leads 17-13

Neutral: Series tied 4-4

Date	Place	W-L	Wis	Opp	Margin
Dec. 6, 1974	Iowa City, Iowa	W	55	45	+10
Feb. 8, 1980	Madison, Wis.	L	66	80	-14
Jan. 17, 1981	Madison, Wis.	L	68	84	-16
Feb. 13, 1981	Evanston, Ill.	L	68	79	-11
March 7, 1981	Minneapolis, Minn.	L	56	66	-10
Nov. 21, 1981	Madison, Wis.	L	63	72	-9
Jan. 23, 1982	Minneapolis, Minn.	L	60	63	-3
Jan. 28, 1983	Minneapolis, Minn.	L	60	73	-13
Feb. 18, 1983	Madison, Wis.	L	71	77	-6
Jan. 27, 1984	Madison, Wis.	W	63	59	+4
Feb. 17, 1984	Minneapolis, Minn.	L	51	62	-11
Jan. 25, 1985	Madison, Wis.	L	58	59	-1
Feb. 24, 1985	Minneapolis, Minn.	L	70	79	-9
Jan. 24, 1986	Minneapolis, Minn.	L	58	75	-17
Feb. 23, 1986	Madison, Wis.	W	62	52	+10
Jan. 4, 1987	Madison, Wis.	W	81	73	+8
March 5, 1987	Minneapolis, Minn.	L	45	70	-25
Jan. 10, 1988	Minneapolis, Minn.	W	75	67	+8
March 9, 1988	Madison, Wis.	L	71	73	-2
Feb. 5, 1989	Madison, Wis.	W	78	61	+17
March 3, 1989	Minneapolis, Minn.	L	58	83	-25
Feb. 4, 1990	Minneapolis, Minn.	W	76	75	+1
March 2, 1990	Madison, Wis.	W	94	82	+17

Jan. 6, 1991	Madison, Wis.	W	102	77	+25
March 7, 1991	Minneapolis, Minn.	L	62	76	-14
Feb. 9, 1992	Madison, Wis.	W	82	72	+10
March 6, 1992	Minneapolis, Minn.	W	83	82	+1
Jan. 12, 1993	Madison, Wis.	W	75	72	+3
March 10, 1993	Minneapolis, Minn.	L	56	91	-35
Jan. 9, 1994	Minneapolis, Minn.	L	84	89	-5
March 8, 1994	Madison, Wis.	L	71	82	-11
Jan. 20, 1995	Minneapolis, Minn.	W	76	63	+13
Feb. 5, 1995	Madison, Wis.	W	79	78 ^{OT}	+1
Jan. 19, 1996	Madison, Wis.	W	85	50	+35
Feb. 4, 1996	Minneapolis, Minn.	W	98	64	+34
Jan. 26, 1997	Madison, Wis.	W	84	57	+27
Feb. 28, 1997	Indianapolis, Ind. *	L	75	80	-5
Jan. 25, 1998	Minneapolis, Minn.	W	67	54	+13
Feb. 27, 1998	Indianapolis, Ind. *	W	65	47	+18
Dec. 28, 1998	Madison, Wis.	W	70	59	+11
Feb. 21, 1999	Minneapolis, Minn.	W	69	56	+13
Feb. 3, 2000	Madison, Wis.	W	75	65	+10
Feb. 10, 2000	Minneapolis, Minn.	W	66	55	+11
Mar. 2, 2000	Indianapolis, Ind. *	W	56	49	+7
Feb. 18, 2001	Madison, Wis.	W	90	67	+23
Feb. 22, 2001	Minneapolis, Minn.	W	86	43	+43
Jan. 20, 2002	Madison, Wis.	L	85	92	-7
Feb. 21, 2002	Minneapolis, Minn.	L	74	76	-2
March 1, 2002	Indianapolis, Ind. *	W	74	64	+10
Feb. 27, 2003	Minneapolis, Minn.	L	53	76	-23
Feb. 1, 2004	Madison, Wis.	L	48	59	-11
Jan. 6, 2005	Madison, Wis.	L	49	74	-25
Feb. 20, 2005	Minneapolis, Minn.	L	53	84	-31
Jan. 5, 2006	Minneapolis, Minn.	L	67	73	-6
Feb. 19, 2006	Madison, Wis.	W	67	61	+6
Jan. 7, 2007	Minneapolis, Minn.	L	53	71	-18
Jan. 28, 2007	Madison, Wis.	W	70	57	+13
Jan. 7, 2008	Madison, Wis.	L	73	81	-8
Feb. 23, 2008	Minneapolis, Minn.	W	59	57	+2
Dec. 29, 2008	Madison, Wis.	W	62	52	+10
Feb. 4, 2010	Minneapolis, Minn.	W	76	74 ^{2OT}	+2
Jan. 9, 2011	Madison, Wis.	W	47	42	+5
Jan. 20, 2011	Minneapolis, Minn.	W	71	63	+8
Jan. 26, 2012	Minneapolis, Minn.	W	78	72	+6
March 1, 2012	Indianapolis, Ind. *	L	49	81	-32
Jan. 6, 2013	Madison, Wis.	L	55	60	-5
Jan. 23, 2014	Minneapolis, Minn.	L	53	64	-11
Feb. 12, 2014	Madison, Wis.	L	50	63	-13
March 6, 2014	Indianapolis, Ind. *	L	74	80	-6
Jan. 4, 2015	Madison, Wis.	L	60	72	-12
Feb. 11, 2015	Minneapolis, Minn.	L	93	82	-11

NEBRASKA

Jan. 27 • Lincoln, Neb. • 7 p.m.

Location: Lincoln, Neb.

Enrollment: 24,445

Colors: Scarlet and Cream

Nickname: Cornhuskers, Huskers

Home Arena (Capacity): Pinnacle Bank Arena (15,000)

2014-15 Record: 21-11

2014-15 Big Ten Record: 10-8/7th

2014-15 Postseason: NCAA Second Round

Starters Returning/Lost: 2/4

Letterwinners Returning/Lost: 7/5

Head Coach: Connie Yori

School Record: 262-153 (14 years)

Career Record: 457-293 (25 years)

Assistant Coaches: Britney Brown, Ashley Ford, Amy Stephens

Top Returnees:

Rachel Theriot, Sr., G, 6-0, 16.5 ppg

Natalie Romeo, So., G, 5-7, 9.0 ppg

Sports Information: Jeff Griesch

Email: jgriesch@huskers.com
Office Phone: (402) 472-7775
Cell Phone: (402) 540-0279
Fax Phone: (402) 472-2005
Press Row: (402) 472-2279
On-Line: www.huskers.com
Facebook: /Huskers
Twitter: @HuskersWBB

vs. Nebraska

Nebraska leads: 5-7

In Madison: Nebraska leads 3-4

In Lincoln: Nebraska leads 2-3

Date	Place	W-L	Wis	Opp	Margin
Jan. 5, 1979	Madison, Wis.	W	79	74	+5
Dec. 12, 1989	Madison, Wis.	W	77	67	+10
Dec. 7, 1990	Lincoln, Neb.	W	80	74 ^{ot}	+6
Nov. 21, 1999	Lincoln, Neb.	W	92	85 ^{ot}	+7
Nov. 29, 2000	Madison, Wis.	W	74	64	+10
Jan. 12, 2012	Madison, Wis.	L	69	75	-6
Feb. 19, 2012	Lincoln, Neb.	L	59	68	-9
Jan. 2, 2013	Lincoln, Neb.	L	52	70	-18
Feb. 28, 2013	Madison, Wis.	L	53	55	-2
Feb. 5, 2014	Madison, Wis.	L	70	71 ^{ot}	-1
Jan. 22, 2015	Madison, Wis.	L	72	89	-17
Feb. 15, 2015	Lincoln, Neb.	L	63	70	-7

NORTHWESTERN

Feb. 20 • Madison, Wis. • 1 p.m.

Location: Evanston, Ill.

Enrollment: 8,367

Colors: Purple and White

Nickname: Wildcats

Home Arena (Capacity): Welsh-Ryan Arena (8,117)

2014-15 Record: 23-9

2014-15 Big Ten Record/Place: 12-6/4th

2013-14 Postseason: NCAA tournament first round

Starters Returning/Lost: 1/4

Letterwinners Returning/Lost: 11/2

Final Ranking: 23rd (AP)

Head Coach: Joe McKeown

School Record: 111-110 (Seven years)

Career Record: 620-284 (29 years)

Sports Information: Mallory Majcher

Email: mallory.majcher@northwestern.edu

Office Phone: (847) 467-3274

Cell Phone: (817) 266-9417

Fax Phone: (847) 491-8818

Press Row: (847) 491-8852/8853

On-Line: www.NUSports.com

Facebook: /NorthwesternWomensBasketball

Twitter: @nuwbball

vs. Northwestern

Northwestern leads: 35-31

In Madison: Series tied 16-16

In Evanston: Northwestern leads 18-13

Neutral: Wisconsin leads 2-1

Date	Place	W-L	Wis	Opp	Margin
Jan. 22, 1977	Madison, Wis.	L	70	80	-10
Jan. 28, 1978	Evanston, Ill.	L	61	67	-6
Feb. 21, 1979	Madison, Wis.	L	62	67	-5
Jan. 23, 1980	Evanston, Ill.	L	52	79	-27
Dec. 13, 1980	Madison, Wis.	L	70	77	-7
Feb. 25, 1981	Madison, Wis.	L	75	82	-7

Feb. 12, 1982	East Lansing, Mich.	L	52	62	-10
Feb. 20, 1982	Evanston, Ill.	L	66	82	-16
Jan. 21, 1983	Evanston, Ill.	W	57	54	+3
Feb. 27, 1983	Madison, Wis.	W	81	72	+9
Jan. 20, 1984	Madison, Wis.	W	80	70	+10
Feb. 24, 1984	Evanston, Ill.	W	57	54	+3
Jan. 6, 1985	Madison, Wis.	L	58	76	-18
March 9, 1985	Evanston, Ill.	W	89	86 ^{ot}	+3
Jan. 5, 1986	Evanston, Ill.	L	64	68	-4
March 8, 1986	Madison, Wis.	L	72	87	-15
Jan. 30, 1987	Madison, Wis.	L	53	72	-19
Feb. 27, 1987	Evanston, Ill.	L	50	73	-23
Feb. 5, 1988	Evanston, Ill.	L	55	70	-15
March 4, 1988	Madison, Wis.	L	57	83	-26
Jan. 13, 1989	Madison, Wis.	L	59	62	-3
Feb. 10, 1989	Evanston, Ill.	L	63	66	-3
Jan. 12, 1990	Evanston, Ill.	L	57	72	-15
Feb. 9, 1990	Madison, Wis.	L	62	73	-9
Jan. 18, 1991	Madison, Wis.	L	85	86	-1
Feb. 15, 1991	Evanston, Ill.	L	72	93	-21
Jan. 31, 1992	Madison, Wis.	W	91	89	+2
Feb. 28, 1992	Evanston, Ill.	L	80	91	-11
Jan. 24, 1993	Evanston, Ill.	L	65	82	-17
Feb. 19, 1993	Madison, Wis.	L	90	103	-13
Jan. 23, 1994	Madison, Wis.	L	85	101	-16
Feb. 18, 1994	Evanston, Ill.	L	54	79	-25
Feb. 3, 1995	Madison, Wis.	W	63	56	+7
Feb. 2, 1996	Evanston, Ill.	W	69	68	+1
Jan. 17, 1997	Madison, Wis.	W	77	67	+11
Feb. 2, 1997	Evanston, Ill.	L	62	93	-31
Jan. 16, 1998	Evanston, Ill.	W	70	65	+5
Feb. 1, 1998	Madison, Wis.	W	95	64	+31
Jan. 22, 1999	Madison, Wis.	W	80	61	+19
Jan. 12, 2000	Evanston, Ill.	W	74	60	+14
Feb. 1, 2001	Madison, Wis.	W	70	35	+35
Feb. 11, 2001	Evanston, Ill.	W	70	54	+16
Jan. 13, 2002	Evanston, Ill.	W	70	65	+5
Feb. 14, 2002	Madison, Wis.	W	80	47	+33
Feb. 28, 2002	Indianapolis, Ind. *	W	60	58	+2
Jan. 30, 2003	Evanston, Ill.	W	66	49	+17
Jan. 25, 2004	Madison, Wis.	W	69	53	+16
Jan. 2, 2005	Evanston, Ill.	W	62	60	+2
Feb. 23, 2005	Madison, Wis.	W	70	63	+7
Jan. 1, 2006	Madison, Wis.	W	74	45	+29
Feb. 5, 2006	Evanston, Ill.	L	56	58	-2
Dec. 28, 2006	Madison, Wis.	W	93	72	+21
Jan. 21, 2007	Evanston, Ill.	W	74	50	+24
Jan. 27, 2008	Madison, Wis.	W	75	45	+30
Feb. 18, 2008	Evanston, Ill.	W	79	65	+14
Jan. 4, 2009	Evanston, Ill.	L	46	49	-3
March 5, 2009	Indianapolis, Ind.	W	60	51	+9
Jan. 31, 2010	Madison, Wis.	L	62	68	-6
Jan. 30, 2011	Evanston, Ill.	W	62	50	+8
Feb. 10, 2011	Madison, Wis.	W	62	41	+21
Jan. 22, 2012	Madison, Wis.	W	75	55	+20
Feb. 23, 2013	Evanston, Ill.	L	52	54	-2
Jan. 18, 2014	Evanston, Ill.	L	58	74	-16
March 2, 2014	Madison, Wis.	L	73	77 ^{ot}	-4
Jan. 1, 2015	Evanston, Ill.	L	46	68	-22
Feb. 22, 2015	Madison, Wis.	L	83	86	-3

OHIO STATE

Feb. 4 • Columbus, Ohio • 6 p.m.

Location: Columbus, Ohio
 Enrollment: 56,867
 Colors: Scarlet and Gray
 Nickname: Buckeyes
 Home Arena (Capacity): Value City Arena (19,049)
 2014-15 Record: 24-11
 2014-15 Big Ten Record/Place: 13-5/3rd
 2014-15 Postseason: NCAA tournament second round
 Final Rankings: 20th (Coaches), 23rd (AP)
 Starters Returning/Lost: 5/0
 Letterwinners Returning-Lost: 8/1
 Head Coach: Kevin McGuff
 School Record: 41-29 (2nd year)
 Career Record: 296128 (13th year)
 Assistant Coaches: Joy Cheek, Patrick Klein, Mark Mitchell
 Top Returnees:
 Kelsey Mitchell, So., G, 5-8, 24.9 ppg, .835 FT%
 Amethyst Alston, Sr., G, 5-9, 19.8 ppg, 4.8 rpg
 Sports Information: Adam Widman
 Email: widman.12@osu.edu
 Office Phone: (614) 247-0011
 Cell Phone: (614) 572-6903
 Fax Phone: (614) 292-8547
 Press Row: (614) 688-5330
 On-Line: www.OhioStateBuckeyes.com

vs. Ohio State

Ohio State leads: 48-17
 In Madison: Ohio State leads 18-12
 In Columbus: Ohio State leads 23-5
 Neutral: Ohio State leads 7-0

Date	Place	W-L	Wis	Opp	Margin
Feb. 10, 1978	West Lafayette, Ind.	L	49	73	-26
March 10, 1978	East Lansing, Mich.	L	52	85	-33
March 6, 1980	Terre Haute, Ind.	L	68	80	-12
Feb. 4, 1983	Madison, Wis.	L	66	84	-18
Feb. 13, 1983	Columbus, Ohio	L	61	75	-14
Feb. 3, 1984	Columbus, Ohio	L	66	85	-19
Feb. 12, 1984	Madison, Wis.	W	79	70	+9
Jan. 11, 1985	Madison, Wis.	L	53	66	-13
Feb. 10, 1985	Columbus, Ohio	L	48	62	-14
Jan. 10, 1986	Columbus, Ohio	L	48	81	-33
Feb. 9, 1986	Madison, Wis.	L	50	85	-35
Jan. 18, 1987	Madison, Wis.	L	49	89	-40
Feb. 13, 1987	Columbus, Ohio	L	62	97	-35
Jan. 24, 1988	Columbus, Ohio	L	54	84	-30
Feb. 19, 1988	Madison, Wis.	L	70	87	-17
Jan. 8, 1989	Columbus, Ohio	L	53	84	-31
March 8, 1989	Madison, Wis.	L	61	77	-16
Jan. 7, 1990	Madison, Wis.	L	64	72	-8
March 8, 1990	Columbus, Ohio	L	57	78	-21
Feb. 3, 1991	Columbus, Ohio	L	76	81 OT	-5
March 1, 1991	Madison, Wis.	W	92	77	+15
Jan. 12, 1992	Columbus, Ohio	W	90	79	+11
March 11, 1992	Madison, Wis.	L	72	78	-6
Jan. 29, 1993	Madison, Wis.	L	66	70	-4
Feb. 26, 1993	Columbus, Ohio	L	58	95	-37
Jan. 28, 1994	Columbus, Ohio	W	99	90	+9
Feb. 27, 1994	Madison, Wis.	W	73	70	+3
Jan. 8, 1995	Madison, Wis.	W	76	69	+7
Feb. 17, 1995	Columbus, Ohio	W	81	76	+5
Jan. 7, 1996	Columbus, Ohio	W	75	69	+6
Feb. 16, 1996	Madison, Wis.	W	79	67	+12
March 3, 1996	Indianapolis, Ind. *	L	58	72	-14
Jan. 19, 1997	Madison, Wis.	W	67	61	+6
Jan. 18, 1998	Columbus, Ohio	L	54	66	-12
Jan. 5, 1999	Columbus, Ohio	L	55	70	-15

Feb. 12, 1999	Madison, Wis.	W	83	79 OT	+4
Feb. 27, 1999	Indianapolis, Ind. *	L	61	70	-9
Jan. 16, 2000	Columbus, Ohio	W	80	45	+35
Jan. 23, 2000	Madison, Wis.	W	79	59	+20
Feb. 25, 2001	Madison, Wis.	W	81	62	+19
Feb. 24, 2002	Columbus, Ohio	L	55	82	-27
Jan. 16, 2003	Madison, Wis.	L	42	57	-15
Feb. 9, 2003	Columbus, Ohio	L	40	63	-23
Jan. 2, 2004	Columbus, Ohio	L	46	65	-19
Feb. 29, 2004	Madison, Wis.	L	56	72	-16
Jan. 27, 2005	Madison, Wis.	L	67	86	-19
March 4, 2005	Indianapolis, Ind. *	L	70	46	-24
Jan. 26, 2006	Columbus, Ohio	L	46	73	-27
Jan. 18, 2007	Madison, Wis.	L	51	74	-23
Feb. 15, 2007	Columbus, Ohio	L	57	83	-26
Jan. 20, 2008	Columbus, Ohio	L	74	79	-5
Feb. 10, 2008	Madison, Wis.	L	77	80	-3
Jan. 8, 2009	Madison, Wis.	L	42	55	-13
Feb. 26, 2009	Columbus, Ohio	L	53	75	-22
Dec. 6, 2009	Columbus, Ohio	L	55	70	-15
Feb. 18, 2010	Madison, Wis.	L	78	83	-5
March 6, 2010	Indianapolis, Ind. *	L	73	82	-9
Feb. 27, 2011	Columbus, Ohio	L	47	80	-33
Dec. 30, 2011	Madison, Wis.	L	61	77	-16
Feb. 6, 2012	Columbus, Ohio	L	58	72	-14
Jan. 20, 2013	Madison, Wis.	W	68	49	+19
Feb. 7, 2013	Columbus, Ohio	L	59	65 20T	-6
Feb. 2, 2014	Madison, Wis.	W	82	71	+11
Jan. 29, 2015	Madison, Wis.	L	73	85	-12

PENN STATE

Jan. 10 • Madison, Wis. • 3 p.m.

Location: University Park, Pa.
 Enrollment: 48,184
 Colors: Blue and White
 Nickname: Nittany Lions
 Home Arena (Capacity): Bryce Jordan Center (15,104)
 2014-15 Record: 6-24
 2014-15 Big Ten Record/Place: 3-15/13th
 Starters Returning/Lost: 4/1
 Letterwinners Returning/Lost: 6/5
 Head Coach: Coquese Washington
 School Record: 148-105 (Eight years)
 Career Record: 148-105 (Eight years)
 Assistant Coaches: Ito Coleman, Kia Damon and Jocelyn Wyatt
 Sports Information: Greg Campbell
 Email: gxc35@psu.edu
 Office Phone: (814) 865-1759
 Cell Phone: (814) 876-0824
 Fax Phone: (814) 863-3165
 Press Row: (814) 863-3294
 On-Line: www.GoPSUsports.com
 Facebook: /PennStateLadyLions
 Twitter: @PennStateWBB

vs. Penn State

Penn State leads: 29-13
 In Madison: UW leads 10-9
 In University Park: Penn State leads 18-3
 Neutral: Penn State leads 2-0

Date	Place	W-L	Wis	Opp	Margin
Feb. 2, 1992	University Park, Pa.	L	75	86	-11
Jan. 31, 1993	Madison, Wis.	L	73	90	-17
Feb. 28, 1993	University Park, Pa.	L	66	95	-29
Jan. 30, 1994	University Park, Pa.	L	53	73	-20
Feb. 23, 1994	Madison, Wis.	L	59	88	-29
Jan. 29, 1995	University Park, Pa.	L	55	58	-3
Jan. 28, 1996	Madison, Wis.	W	87	69	+18

Dec. 27, 1996	Madison, Wis.	W	83	77	+6
Feb. 23, 1997	University Park, Pa.	L	62	90	-28
Dec. 28, 1997	University Park, Pa.	L	71	86	-15
Feb. 22, 1998	Madison, Wis.	W	83	75	+8
Jan. 29, 1999	University Park, Pa.	L	61	91	-30
Feb. 5, 1999	Madison, Wis.	L	71	73 OT	-2
Jan. 30, 2000	University Park, Pa.	L	54	68	-14
Feb. 6, 2000	Madison, Wis.	L	52	57	-5
Feb. 18, 2001	Madison, Wis.	W	86	75	+11
Jan. 27, 2002	University Park, Pa.	L	49	63	-14
Mar. 3, 2002	Indianapolis, Ind. *	L	62	76	-14
Jan. 2, 2003	Madison, Wis.	L	55	86	-31
Mar. 3, 2003	University Park, Pa.	L	55	76	-21
Jan. 11, 2004	Madison, Wis.	L	59	60	-1
Feb. 19, 2004	University Park, Pa.	L	50	66	-16
Jan. 8, 2005	Madison, Wis.	L	58	67	-9
Feb. 17, 2005	University Park, Pa.	L	43	76	-33
Jan. 8, 2006	University Park, Pa.	L	54	69	-15
Feb. 16, 2006	Madison, Wis.	W	66	56	+10
March 2, 2006	Indianapolis, Ind. *	L	73	80	-7
Feb. 4, 2007	University Park, Pa.	L	61	70	-9
Jan. 24, 2008	Madison, Wis.	W	79	52	+27
Feb. 3, 2008	University Park, Pa.	W	77	59	+18
Jan. 22, 2009	University Park, Pa.	L	56	58 OT	-2
Feb. 12, 2009	Madison, Wis.	W	58	52	+6
Jan. 21, 2010	Madison, Wis.	L	43	54	-11
Feb. 25, 2010	University Park, Pa.	W	71	39	+32
Jan. 2, 2011	Madison, Wis.	W	77	62	+15
Jan. 2, 2012	Madison, Wis.	L	49	82	-33
Feb. 9, 2012	University Park, Pa.	L	54	69	-15
Jan. 17, 2013	University Park, Pa.	L	40	84	-44
Jan. 31, 2013	Madison, Wis.	W	63	61	+2
Feb. 16, 2014	University Park, Pa.	L	68	78	-10
Jan. 6, 2015	Madison, Wis.	W	65	46	+19
March 1, 2015	University Park, Pa.	W	62	56	+6

vs. Purdue

Purdue leads: 47-17

In Madison: Purdue leads 16-12

In West Lafayette: Purdue leads 26-4

Neutral: Purdue leads 5-1

Date	Place	W-L	Wis	Opp	Margin
Dec. 3, 1976	West Lafayette, Ind.	L	40	53	-13
Feb. 11, 1977	West Lafayette, Ind.	L	60	62	-2
Jan. 20, 1978	Carbondale, Ill.	L	65	79	-14
Jan. 20, 1979	Madison, Wis.	W	82	75 OT	+7
Feb. 15, 1980	West Lafayette, Ind.	W	66	57	+9
Feb. 6, 1981	Madison, Wis.	W	61	57	+4
Jan. 7, 1983	West Lafayette, Ind.	W	58	55	+3
March 12, 1983	Madison, Wis.	W	92	82	+10
Jan. 6, 1984	Madison, Wis.	W	92	62	+30
March 10, 1984	West Lafayette, Ind.	W	75	65	+10
Jan. 20, 1985	West Lafayette, Ind.	L	61	67	-6
Feb. 15, 1985	Madison, Wis.	L	65	73	-8
Jan. 19, 1986	Madison, Wis.	L	57	72	-15
Feb. 14, 1986	West Lafayette, Ind.	L	57	79	-22
Jan. 11, 1987	West Lafayette, Ind.	L	62	70	-8
Feb. 6, 1987	Madison, Wis.	L	49	85	-36
Jan. 17, 1988	Madison, Wis.	L	62	80	-18
Feb. 12, 1988	West Lafayette, Ind.	L	55	67	-12
Jan. 15, 1989	West Lafayette, Ind.	L	56	69	-13
Feb. 27, 1989	Madison, Wis.	W	81	67	+14
Jan. 28, 1990	Madison, Wis.	L	72	92	-20
Feb. 23, 1990	West Lafayette, Ind.	L	63	81	-18
Jan. 27, 1991	Madison, Wis.	L	87	97	-10
Feb. 22, 1991	West Lafayette, Ind.	L	53	93	-40
Jan. 26, 1992	West Lafayette, Ind.	L	56	82	-26
Feb. 21, 1992	Madison, Wis.	W	80	69	+11
Feb. 7, 1993	West Lafayette, Ind.	L	49	72	-23
Mar. 7, 1993	Madison, Wis.	L	57	77	-20
Feb. 6, 1994	Madison, Wis.	L	64	77	-13
Mar. 6, 1994	West Lafayette, Ind.	L	45	93	-48
Jan. 27, 1995	West Lafayette, Ind.	L	66	68	-2
Jan. 26, 1996	Madison, Wis.	W	98	95 20T	+3
Jan. 3, 1997	Madison, Wis.	W	69	52	+17
Feb. 14, 1997	West Lafayette, Ind.	L	43	62	-19
Jan. 6, 1998	West Lafayette, Ind.	L	65	70	-5
Feb. 15, 1998	Madison, Wis.	W	80	69	+11
Jan. 24, 1999	West Lafayette, Ind.	L	56	76	-20
Dec. 30, 1999	Madison, Wis.	L	58	83	-25
Mar. 3, 2000	Indianapolis, Ind. *	L	65	74	-9
Dec. 28, 2000	Madison, Wis.	L	58	70	-12
Jan. 28, 2001	West Lafayette, Ind.	L	70	75 OT	-5
Dec. 28, 2001	Madison, Wis.	W	71	59	+12
Feb. 3, 2002	West Lafayette, Ind.	L	55	65	-10
Jan. 9, 2003	Madison, Wis.	L	53	59	-6
Jan. 29, 2004	West Lafayette, Ind.	L	42	58	-16
Dec. 30, 2004	Madison, Wis.	L	67	72	-5
Feb. 27, 2005	West Lafayette, Ind.	L	59	69	-10
Dec. 29, 2005	West Lafayette, Ind.	L	57	77	-20
Feb. 26, 2006	Madison, Wis.	L	63	66	-3
Feb. 18, 2007	Madison, Wis.	L	60	69	-9
March 2, 2007	Indianapolis, Ind. *	L	79	82 OT	-3
Dec. 28, 2007	West Lafayette, Ind.	L	48	65	-17
Jan. 29, 2009	Madison, Wis.	L	51	52	-1
Feb. 8, 2009	West Lafayette, Ind.	L	49	66	-17
March 7, 2009	Indianapolis, Ind. *	L	56	70	-14
Jan. 7, 2010	Madison, Wis.	W	64	51	+13
Feb. 7, 2010	West Lafayette, Ind.	L	56	58	-2
March 5, 2010	Indianapolis, Ind. *	W	73	51	+22
Dec. 30, 2010	West Lafayette, Ind.	W	68	60	+8
Jan. 31, 2011	Madison, Wis.	W	60	46	+14
Jan. 5, 2012	West Lafayette, Ind.	L	52	63	-11
Feb. 14, 2013	Madison, Wis.	L	48	58	-10
March 8, 2013	Hoffman Estates, Ill.	L	62	74	-12
Feb. 23, 2014	West Lafayette, Ind.	L	54	72	-18
Jan. 15, 2015	West Lafayette, Ind.	W	65	56	+9
March 4, 2015	Hoffman Estates, Ill.	L	58	56	-2

PURDUE

Feb. 8 • Madison, Wis. • 6 p.m.

Feb. 28 • West Lafayette, Ind.

Location: West Lafayette, Ind.

Enrollment: 38,770

Colors: Old Gold and Black

Nickname: Boilermakers

Home Arena (Capacity): Mackey Arena (14,264)

2014-15 Record: 11-20

2014-15 Big Ten Record/Place: 3-15/13th

2015 Postseason: Did not compete

Final Ranking: Not ranked

Starters Returning/Lost: 3/2

Letterwinners Returning/Lost: 9/5

Head Coach: Sharon Versyp

School Record: 194-108 (10 years)

Career Record: 311-173 (14 years)

Associate Head Coach: Nadine Morgan

Assistant Coaches: Kelly Komara and Lindsay Wisdom-Hylton

Top Returnees:

Ashley Morrisette, Jr., G, 5-9, 11.0 ppg, 3.3 apg

Sports Information: Tanner Lipsett

Email: tlipsett@purdue.edu

Office Phone: (765) 494-3197

Fax Phone: (765) 494-5447

Cell Phone: (765) 426-4895

Press Row: (765) 494-6364/6365

On-Line: www.purduesports.com

Facebook: /PurdueWomen'sBasketball

Twitter: @PurdueWBB

RUTGERS

Jan. 7 • Piscataway, N.J. • 6 p.m.

Location: New Brunswick, N.J.

Enrollment: 65,000

Colors: Scarlet

Nickname: Scarlet Knights

Home Arena (Capacity): The RAC (8,000)

2014-15 Record: 23-10

2014-15 Big Ten Record/Place: 12-6/4th

2014-15 Postseason: NCAA Second Round

Final Ranking: 23rd (USA Today Coaches)

Starters Returning/Lost: 2/3

Letterwinners Returning/Lost: 8/4

Head Coach: C. Vivian Stringer

School Record: 409-206 (19 years)

Career Record: 929-341 (43 years)

Assistant Coaches: Tia Jackson, Tasha Pointer and Chelsea Newton

Top Returnees:

Betnijah Laney, Sr., G/F, 6-0, 9.7 ppg, 5.0 rpg

Syessence Davis, Sr., G, 5-7, 3.0 ppg, 3.0 apg

Sports Information: Kimberly Zivkovich

Email: kzivkovich@scarletknights.com

Office Phone: 732-445-7028

Cell Phone: 732-690-6716

On-Line: www.scarletknights.com

Twitter: @RutgersWBB

vs. Rutgers

Rutgers leads 3-0

In Madison: Rutgers leads 2-0

In Piscataway: Rutgers leads 1-0

Date	Place	W-L	Wis	Opp	Margin
Jan. 17, 1999	Madison, Wis.	L	62	78	-16
Nov. 27, 1999	New Brunswick, N.J.	L	61	63	-2
Jan. 18, 2015	Madison, Wis.	L	63	73	10



Non-ConferenceOpponents

LOUISIANA TECH

Saturday, Nov. 14 at Wisconsin

Location: Ruston, La.
Enrollment: 11,500
Colors: Red & Blue
Nickname: Lady Techsters
Conference: Conference USA
Home Arena (Capacity): Thomas Assembly Center (10,000)
2014-15 Record: 16-15
2014-15 Conference Record: 10-8
2014-15 Postseason: Did not compete
Final Ranking: Not ranked
Starters Returning/Lost: 0/5
Letterwinners Returning/Lost: 4/6
Head Coach: Tyler Summitt
School Record: 16-15 (1 year)
Career Record: 16-15 (1 year)
Associate Head Coach: Mickie DeMoss
Assistant Coaches: Bernitha Johnson, Amber Smith
Sports Information: Malcolm Butler
Email: mbutler@latech.edu
Office Phone: (318) 257-3144
Cell Phone: (318) 614-4513
On-Line: www.LATechSports.com
Twitter: @LATechWBB

Louisiana Tech

Louisiana Tech leads 1-0
In Ruston: Louisiana Tech leads 1-0
12-7-84 L 51-86 Ruston, La.

DRAKE

Wednesday, Nov. 18 at Wisconsin

Location: Des Moines, Iowa
Enrollment: 5,688
Colors: Blue & White
Nickname: Bulldogs
Conference: Missouri Valley
Home Arena (Capacity): Knapp Center (7,152)
2014-15 Record: 20-11
2014-15 Conference Record: 15-3
2014-15 Postseason: WNIT first round
Final Ranking: Not ranked
Starters Returning/Lost: 4/1
Letterwinners Returning/Lost: 7/5
Head Coach: Jennie Baranczyk
School Record: 48-36 (3 years)
Career Record: 48-36 (3 years)
Sports Information: John Meyer
Email: john.meyer@drake.edu
Office Phone: (515) 271-3740
Cell Phone: (515) 770-4190
On-Line: www.godrakebulldogs.com
Facebook: DrakeUniversityWomensBasketball
Twitter: @DrakeWBB

vs. Drake

Drake leads 7-6
In Madison: Wisconsin leads 4-2
In Des Moines: Drake leads 4-2

Neutral: Drake leads 1-0

12-2-79	L	76-78	Des Moines, Iowa
1-18-81	L	54-71	Madison, Wis.
11-27-81	L	57-93	Des Moines, Iowa
11-25-89	L	49-64	College Station, Texas
11-30-95	W	82-78	Madison, Wis.
11-22-96	W	77-69	Des Moines, Iowa
12-13-02	W	74-61	Madison, Wis.
12-14-02	L	49-59	Des Moines, Iowa
11-20-08	W	55-39	Madison, Wis.
12-9-10	W	60-49	Des Moines, Iowa
12-11-11	L	54-65	Madison, Wis.
11-10-13	W	66-41	Madison, Wis.
11-23-14	L	77-89	Des Moines, Iowa

DAYTON

Sunday, Nov. 22 at Dayton

Location: Dayton, Ohio
Enrollment: 8,000
Colors: Red and Blue
Nickname: Flyers
Conference: Atlantic 10
Home Arena: University of Dayton Arena (13,455)
2014-15 Record: 28-7
2014-15 Conference Record: 14-2
2014-15 Postseason: NCAA Sweet 16
Final Ranking: 17 (USA Today Coaches)
Starters Returning/Lost: 3/2
Letterwinners Returning/Lost: 8/3
Head Coach: Jim Jabir
School Record: 238-140 (12 years)
Career Record: 458-363 (28 years)
Sports Information: Jenna Willhoit
Email: jwillhoit1@dayton.edu
Office Phone: (937) 229-4419
Cell Phone: (513) 532-2781
On-Line: www.DaytonFlyers.com
Twitter: @DaytonWBB

vs. Dayton

First Meeting

DELAWARE

Friday, Nov. 27 at San Diego State Classic

Location: Newark, Del.
Enrollment: 17,000
Colors: Blue and Yellow
Nickname: Blue Hens
Conference: Colonial Athletic Association
Home Arena: Bob Carpenter Center (5,000)
2014-15 Record: 15-17
2014-15 Conference Record-Place: 8-10/7th
2015 Postseason: Did not compete
Final Ranking: Not ranked
Starters Returning/Lost: 4/1
Letterwinners Returning/Lost: 11/2
Head Coach: Tina Martin
School Record: 376-209 (19 years)
Career Record: 187-92 (Nine years)

Associate Head Coach: Jeanine Radice
Assistant Coaches: Tom Lochner, Jade Singleton
Sports Information: Maggie Hayon
Email: mhayon@udel.edu
Office Phone: (302) 831-6389
Cell Phone: (920) 912-6635
On-Line: www.BlueHens.com
Twitter: @DelawareWBB

vs. Delaware

First meeting

SAN DIEGO STATE

Sunday, Nov. 29 at San Diego State Classic

Location: San Diego, Calif.
Enrollment: 30,146
Colors: Scarlet and Black
Nickname: Aztecs
Conference: Mountain West
Home Arena: Viejas Arena (12,414)
2014-15 Record: 12-19
2014-15 Conference Record: 8-10
2014-15 Postseason: Did not compete
Final Ranking: Not ranked
Starters Returning/Lost: 7/4
Letterwinners Returning/Lost: 3/3
Head Coach: Stacie Terry
School Record: 25-36 (Two years)
Career Record: 25-26 (Two years)
Assistant Coaches: Jesse Clark, Ciara Carl, Nick Grant
Sports Information: Jim Solien
Email: jsolien@mail.sdsu.edu
Office Phone: (619) 594-2576
Cell Phone: (619) 341-9082
On-Line: www.GoAztecs.com
Twitter: @AztecWBB

vs. San Diego State

First meeting

WAKE FOREST

Wednesday, Dec. 2 at ACC/Big Ten Challenge

Location: Winston-Salem, N.C.
Enrollment: 4,867
Colors: Old Gold and Black
Nickname: Demon Deacons
Conference: Atlantic Coast
Home Arena: Lawrence Joel Veterans Memorial Coliseum (14,665)
2014-15 Record: 13-20
2014-15 Conference Record: 2-14 (13th)
2014-15 Postseason: Did not compete
Final Ranking: Not ranked
Starters Returning/Lost: 4/1
Letterwinners Returning/Lost: 7/5
Head Coach: Jen Hoover
School Record: 43-55 (3 years)
Career Record: 62-68 (4 years)

Sports Information: Erika Carrubba
 Email: carrubel@wfu.edu
 Cell Phone: (336) 848-9192
 Office Phone: (336) 758-1880
 On-Line: www.WakeForestSports.com
 Twitter: @WakeWBB

Wake Forest

Wisconsin trails 0-1
 In Madison: Wisconsin trails 0-1
 12-28-92 L 67-93 Madison, Wis.

MARQUETTE

Sunday, Dec. 6 at Marquette

Location: Milwaukee, Wis.
 Enrollment: 11,782
 Colors: Blue and Gold
 Nickname: Golden Eagles
 Conference: Big East
 Home Arena: Al McGuire Center (3,700)
 2014-15 Record: 9-22
 2014-15 Conference Record: 4-14
 2013-14 Postseason: Did not compete
 Final Ranking: Not ranked
 Starters Returning/Lost: 0/5
 Letterwinners Returning/Lost: 2/8
 Head Coach: Carolyn Kieger
 School Record: 9-22 (1st season)
 Career Record: 9-22 (1st season)
 Sports Information: Megan O'Shea
 Email: megan.e.miller@marquette.edu
 Office Phone: (414) 288-7419
 Cell Phone: (812) 369-0311
 Fax: (414) 288-6519
 On-Line: www.GoMarquette.com

vs. Marquette

Wisconsin leads 14-8
 In Madison: Wisconsin leads 9-4
 In Milwaukee: Wisconsin leads 5-3
 Neutral: Marquette leads 1-0

2-21-77	W	68-47	Madison, Wis.
3-5-77	L	60-71	Stevens Point, Wis.
2-14-78	W	71-55	Milwaukee, Wis.
2-20-79	W	67-44	Madison, Wis.
12-1-88	W	78-66	Madison, Wis.
1-16-90	W	90-79	Madison, Wis.
2-9-95	W	88-66	Madison, Wis.
1-9-96	W	87-63	Milwaukee, Wis.
12-3-98	L	73-81	Madison, Wis.
12-8-99	L	65-69	Milwaukee, Wis.
12-5-01	W	56-55	Milwaukee, Wis.
1-5-03	L	54-72	Madison, Wis.
12-1-04	L	64-78	Milwaukee, Wis.
12-2-05	W	71-59	Madison, Wis.
11-17-07	L	53-67	Milwaukee, Wis.
12-13-08	W	67-48	Madison, Wis.
12-11-09	W	56-49	Milwaukee, Wis.
11-24-10	L	52-66	Madison, Wis.
11-15-11	L	52-54	Milwaukee, Wis.
12-5-12	W	71-68	Madison, Wis.
12-7-13	W	52-50	Milwaukee, Wis.
12-6-14	W	89-64	Madison, Wis.

FLORIDA

Thursday, Dec. 10 at Wisconsin

Location: Gainesville, Fla.
 Enrollment: 49,042
 Colors: Orange and Blue
 Nickname: Gators
 Conference: Southeastern
 Home Arena: Stephen O'Connell Center (11,373)
 2014-15 Record: 13-17
 2014-15 Conference Record: 5-11
 2013-14 Postseason: Did not compete
 Final Ranking: Not ranked
 Starters Returning/Lost: 4/1
 Letterwinners Returning/Lost: 9/3
 Head Coach: Amanda Butler
 School Record: 153-112 (Eight years)
 Career Record: 193-134 (10 years)
 Sports Information: Kathy Cafazzo
 Email: kathyc@gators.ufl.edu
 Office Phone: (352)-375-4683
 On-Line: www.GatorZone.com
 Facebook: /FloridaWomensBasketball
 Twitter: @GatorzoneWBB

vs. Florida

Wisconsin leads 3-0
 In Madison: Wisconsin leads 1-0
 In Gainesville: Wisconsin leads 1-0
 Neutral: Wisconsin leads 1-0
 3-29-00 W 75-74 Madison, Wis. *
 11-25-01 W 61-49 St. Thomas, U.S.V.I.
 12-10-14 W 51-48 Gainesville, Fla.

GREEN BAY

Sunday, Dec. 13 at Wisconsin

Location: Green Bay, Wis.
 Enrollment: 6,549
 Colors: Green, White and Red
 Nickname: Fighting Phoenix
 Conference: Horizon League
 Home Arena: Kress Events Center (4,108)
 2014-15 Record: 28-5
 2014-15 Conference Record/Place: 15-1/1st
 2014-15 Postseason: NCAA First Round
 Starters Returning/Lost: 4/1
 Letterwinners Returning/Lost: 10/2
 Head Coach: Kevin Borseth
 School Record: 295-80 (12 seasons)
 Career Record: 607-250 (28 seasons)
 Sports Information: Joey Daniels
 Email: danielsj@uwgb.edu
 Office Phone: (920) 465-5759
 Cell Phone: (920) 465-2625
 On-Line: www.GreenBayPhoenix.com
 Twitter: @gbphoenixwbb

vs. Green Bay

Wisconsin leads 19-12
 In Madison: Wisconsin leads 11-6
 In Green Bay: Wisconsin leads 8-6
 1-11-75 W 45-38 Madison, Wis.
 1-24-76 W 50-29 Madison, Wis.
 2-9-76 W 47-39 Green Bay, Wis.
 2-23-77 W 81-37 Green Bay, Wis.
 2-23-82 W 66-53 Madison, Wis.

12-8-82	W	69-55	Green Bay, Wis.
12-9-87	L	60-61	Madison, Wis.
12-7-88	W	62-58 OT	Green Bay, Wis.
12-5-89	L	58-60	Madison, Wis.
12-4-90	L	75-91	Green Bay, Wis.
12-1-92	W	63-62	Madison, Wis.
1-3-94	W	75-64	Madison, Wis.
12-7-94	L	59-68	Green Bay, Wis.
12-13-95	W	83-56	Madison, Wis.
12-5-96	W	68-56	Green Bay, Wis.
12-10-97	W	81-63	Madison, Wis.
11-22-98	W	60-52	Madison, Wis.
12-1-99	W	66-56	Green Bay, Wis.
1-7-01	L	80-82 OT	Madison, Wis.
11-24-02	L	52-77	Madison, Wis.
12-13-03	W	56-48	Green Bay
12-11-04	W	79-76	Madison, Wis.
12-13-06	L	66-70	Green Bay, Wis.
12-11-07	W	81-58	Madison, Wis.
12-10-08	W	67-48	Green Bay, Wis.
11-24-09	L	58-60	Madison, Wis.
11-18-10	L	43-69	Green Bay, Wis.
12-23-11	L	49-65	Madison, Wis.
12-28-12	L	38-53	Green Bay, Wis.
12-30-13	W	65-61 OT	Madison, Wis.
2-13-14	L	43-53	Green Bay, Wis.

NORTHERN ILLINOIS

Wednesday, Dec. 16 at Wisconsin

Location: DeKalb, Ill.
 Enrollment: 22,990
 Colors: Cardinal and Black
 Nickname: Huskies
 Conference: Mid-American Conference
 Home Arena: Convocation Center (9,100)
 2014-15 Record: 12-17
 2014-15 Conference Record: 8-10
 2013-14 Postseason: Did not compete
 Final Ranking: Not ranked
 Starters Returning/Lost: 9/4
 Letterwinners Returning/Lost: 3/3
 Head Coach: Lisa Carlsem
 School Record: First year
 Career Record: First year
 Sports Information: Matt Scheerer
 Email: mscheerer@niu.edu
 Office Phone: (815) 753-1708
 On-Line: www.NIUHuskies.com
 Twitter: @GoHuskiesWBB

vs. Northern Illinois

Wisconsin leads 8-2
 In Madison: Wisconsin leads 5-1
 In DeKalb: Wisconsin leads 3-1
 1-23-75 W 42-27 DeKalb, Ill.
 2-21-76 W 46-36 Madison, Wis.
 1-15-77 W 56-52 DeKalb, Ill.
 1-17-78 W 100-42 Madison, Wis.
 12-3-80 W 87-72 DeKalb, Ill.
 12-2-81 W 74-71 Madison, Wis.
 11-22-02 L 47-49 DeKalb, Ill.
 11-23-03 L 65-68 Madison, Wis.
 12-7-08 W 70-64 Madison, Wis.
 11-17-13 W 71-51 Madison, Wis.

Records vs. Opponents

Air Force

Wisconsin leads 2-0
In Madison: Wisconsin leads 1-0
In Colorado Springs: Wisconsin leads 1-0
11-10-06 W 91-54 Colorado Springs, Colo.
12-9-07 W 74-60 Madison, Wis.

Alabama

Tied 1-1
In Madison: Wisconsin leads 1-0
In Tuscaloosa: Alabama leads 1-0
12-1-12 W 69-50 Madison, Wis.
11-21-13 L 62-70 Tuscaloosa, Ala.

Alabama-Birmingham

Series tied 1-1
Neutral: Tied 1-1
12-8-84 W 76-59 Ruston, La.
12-5-87 L 60-86 Tallahassee, Fla.

Albany

Wisconsin leads 1-0
In Madison: Wisconsin leads 1-0
12-10-06 W 75-46 Madison, Wis.

Arizona

Arizona leads 2-0
In Madison: Arizona leads 1-0
Neutral: Arizona leads 1-0
11-24-84 L 64-67 Lincoln, Neb.
1-26-03 L 55-62 Madison, Wis.

Arizona State

Arizona State leads 1-0
Neutral: Arizona State leads 1-0
3-16-02 L 70-73 Nashville, Tenn. #

Arkansas

Arkansas leads 1-0
In Fayetteville: Arkansas leads 1-0
3-23-99 L 64-67 Fayetteville, Ark. *

Arkansas State

Wisconsin leads 1-0
In Madison: Wisconsin leads 1-0
3-18-07 W 77-45 Madison, Wis. *

Army

Wisconsin leads 1-0
Neutral: Wisconsin leads 1-0
1-16-82 W 97-42 Hanover, N.H.

Auburn

Wisconsin leads 1-0
Neutral: Wisconsin leads 1-0
11-29-91 W 70-63 Salt Lake City, Utah

Austin Peay

Wisconsin leads 1-0
Neutral: Wisconsin leads 1-0
12-2-95 W 84-64 Lubbock, Texas

Ball State

Series tied 1-1
In Madison: Tied 1-1
12-10-83 W 86-61 Madison, Wis.
12-5-02 L 81-82 Madison, Wis.

Baylor

Wisconsin leads 2-0
Neutral: Wisconsin leads 2-0
11-25-94 W 77-52 Moraga, Calif.
11-29-08 W 59-58 St. Thomas, V.I.

Boston College

Tied 2-1
In Boston: Boston College leads 1-0
In Madison: Wisconsin leads 2-0
12-30-03 L 60-76 Boston, Mass.
11-30-11 W 58-50 Madison, Wis.
12-5-13 W 74-59 Madison, Wis.

Bowling Green

Series tied 1-1
In Madison: Tied 1-1
12-7-86 L 68-77 Madison, Wis.
11-15-98 W 87-69 Madison, Wis.

Bradley

Wisconsin leads 3-0
In Madison: Wisconsin leads 2-0
In Peoria: Wisconsin leads 1-0
12-5-82 W 123-79 Madison, Wis.
12-1-83 W 75-59 Peoria, Ill.
12-5-86 W 75-63 Madison, Wis.

Brigham Young

Brigham Young leads 2-0
In Provo: Brigham Young leads 1-0
Neutral: Brigham Young leads 1-0
11-26-10 L 55-67 Moraga, Calif.
11-23-11 L 59-77 Provo, Utah

Bucknell

Wisconsin leads 1-0
Neutral: Wisconsin leads 1-0
12-2-89 W 98-73 Princeton, N.J.

Butler

Wisconsin leads 2-0
In Madison: Wisconsin leads 1-0
Neutral: Wisconsin leads 1-0
11-29-03 W 61-46 Miami, Fla.
3-16-11 W 68-48 Madison, Wis. *

Cal State Fullerton

Wisconsin leads 1-0
Neutral: Wisconsin leads 1-0
11-30-09 W 57-44 Eugene, Ore.

UC Irvine

Wisconsin leads 2-0
In Irvine: Wisconsin leads 1-0
Neutral: Wisconsin leads 1-0
12-28-82 W 65-47 Irvine, Calif.
11-29-96 W 78-68 Santa Barbara, Calif.

UC Riverside

Riverside leads 1-0
In Riverside: Riverside leads 1-0
11-28-06 L 50-52 Riverside, Calif.

UC Santa Barbara

Wisconsin leads 2-0
In Madison: Wisconsin leads 1-0
In Santa Barbara: Wisconsin leads 1-0
11-30-96 W 100-95 Santa Barbara, Calif.
11-20-98 W 103-90^{OT} Madison, Wis.

Canisius

Wisconsin leads 1-0
In Madison: Wisconsin leads 1-0
11-23-08 W 69-54 Madison, Wis.

Carroll College

Wisconsin leads 2-0
In Madison: Wisconsin leads 1-0
In Waukesha: Wisconsin leads 1-0
2-12-75 W 62-58 Madison, Wis.
2-25-78 W 73-43 Waukesha, Wis.

Carthage College

Wisconsin leads 2-0
In Madison: Wisconsin leads 1-0
In Kenosha: Wisconsin leads 1-0
2-11-75 W 57-48 Madison, Wis.
2-15-77 W 79-72 Kenosha, Wis.

Central Florida

Wisconsin leads 1-0
Neutral: Wisconsin leads 1-0
11-28-08 W 65-61 St. Thomas, V.I.

Central Michigan

Central Michigan leads 1-0
In Mount Pleasant: Central Michigan leads 1-0
12-30-84 L 66-76 Mount Pleasant, Mich.

Central Missouri

Wisconsin leads 1-0
In Warrensburg: Wisconsin leads 1-0
2-21-81 W 69-61 Warrensburg, Mo.

Charlotte

Charlotte leads 1-0
In Charlotte: Charlotte leads 1-0
11-29-87 L 75-81 Charlotte, N.C.

Chicago State

Wisconsin leads 6-0
In Madison: Wisconsin leads 5-0
Neutral: Wisconsin leads 1-0
11-29-80 W 95-35 Des Moines, Iowa
2-7-81 W 91-41 Madison, Wis.
1-3-89 W 65-45 Madison, Wis.
1-2-90 W 93-63 Madison, Wis.
1-22-91 W 90-66 Madison, Wis.
12-8-92 W 82-66 Madison, Wis.

Cincinnati

Wisconsin leads 2-0
In Cincinnati: Wisconsin leads 1-0
Neutral: Wisconsin leads 1-0
12-4-76 W 65-61 West Lafayette, Ind.
11-28-86 W 73-68^{OT} Cincinnati, Ohio

Clemson

Clemson leads 1-0
Neutral: Clemson leads 1-0
11-23-84 L 54-87 Lincoln, Neb.

Cleveland State

Wisconsin leads 5-1
In Madison: Wisconsin leads 5-0
In Cleveland: Tied at 1-1
12-29-83 L 67-70 Cleveland, Ohio
2-11-97 W 103-64 Madison, Wis.
11-27-01 W 97-55 Madison, Wis.
1-20-05 W 87-71 Madison, Wis.
11-20-05 W 84-59 Madison, Wis.

11-9-07	W	86-62	Cleveland, Ohio
11-22-09	W	70-68	Madison, Wis.

Colorado

Series tied 1-1
Neutral: Tied 1-1

3-21-82	W	60-59	Austin, Texas #
11-26-11	L	48-58	Boulder, Colo.

Colorado State

Wisconsin leads 1-0
In Madison: Wisconsin leads 1-0

3-25-00	W	78-60	Madison, Wis.
---------	---	-------	---------------

Creighton

Wisconsin leads 2-0
In Madison: Wisconsin leads 1-0
In Omaha: Wisconsin leads 1-0

12-9-90	W	101-93	Omaha, Neb.
11-26-91	W	83-68	Madison, Wis.

Dartmouth

Series tied 1-1
In Madison: Dartmouth leads 1-0
In Hanover: Wisconsin leads 1-0

1-17-82	W	81-59	Hanover, N.H.
12-30-89	L	77-90	Madison, Wis.

Delaware State

Wisconsin leads 1-0
Neutral: Wisconsin leads 1-0

12-28-12	W	83-54	Miami, Fla.
----------	---	-------	-------------

DePaul

Series tied 3-3
In Madison: Wisconsin leads 3-1
In Chicago: DePaul leads 1-0
Neutral: DePaul leads 1-0

12-14-77	W	106-55	Madison, Wis.
2-4-81	L	81-82	Chicago, Ill.
1-27-82	W	70-64	Madison, Wis.
12-11-86	L	75-97	Madison, Wis.
3-19-00	W	82-76	Madison, Wis.
11-27-05	L	57-76	Honolulu

Detroit

Series tied 2-2
In Madison: Tied 1-1
In Detroit: Tied 1-1

-25-79	L	57-77	Detroit, Mich.
12-8-79	L	63-71	Madison, Wis.
12-13-87	W	89-58	Madison, Wis.
12-11-88	W	76-73	Detroit, Mich.

Drake

Drake leads 7-6
In Madison: Wisconsin leads 4-2
In Des Moines: Drake leads 4-2
Neutral: Drake leads 1-0

12-2-79	L	76-78	Des Moines, Iowa
1-18-81	L	54-71	Madison, Wis.
11-27-81	L	57-93	Des Moines, Iowa
11-25-89	L	49-64	College Station, Texas
11-30-95	W	82-78	Madison, Wis.
11-22-96	W	77-69	Des Moines, Iowa
12-13-02	W	74-61	Madison, Wis.
12-14-02	L	49-59	Des Moines, Iowa
11-20-08	W	55-39	Madison, Wis.
12-9-10	W	60-49	Des Moines, Iowa
12-11-11	L	54-65	Madison, Wis.
11-10-13	W	66-41	Madison, Wis.
11-23-14	L	77-89	Des Moines, Iowa

Duke

Duke leads 2-0
In Durham: Duke leads 1-0
In Madison: Duke leads 1-0

11-27-87	L	66-86	Durham, N.C.
12-02-10	L	51-59	Madison, Wis.

East Carolina

East Carolina leads 1-0
Neutral: East Carolina leads 1-0

11-28-14	L	43-61	Freeport, Bahamas
----------	---	-------	-------------------

Eastern Kentucky

Eastern Kentucky leads 1-0
Neutral: Eastern Kentucky leads 1-0

11-27-83	L	61-63	Lexington, Ky.
----------	---	-------	----------------

Eastern Michigan

Eastern Michigan leads 1-0
In Ypsilanti: Eastern Michigan leads 1-0

1-24-81	L	61-66	Ypsilanti, Mich.
---------	---	-------	------------------

Elon

Wisconsin leads 1-0
Neutral: Wisconsin leads 1-0

11-19-00	W	102-49	Raleigh, N.C.
----------	---	--------	---------------

Evansville

Wisconsin leads 2-0
In Madison: Wisconsin leads 2-0

12-14-00	W	84-71	Madison, Wis.
11-25-12	W	73-55	Madison, Wis.

Fairfield

Series tied 1-1
In Madison: Wisconsin leads 1-0
In Fairfield: Wisconsin leads 1-0

12-31-83	L	56-58	Fairfield, Conn.
3-15-00	W	83-46	Madison, Wis.

Fairleigh Dickinson

Fairleigh Dickinson leads 1-0
In Teaneck: Fairleigh Dickinson leads 1-0

1-5-88	L	66-86	Teaneck, N.J.
--------	---	-------	---------------

Florida

Wisconsin leads 3-0
In Madison: Wisconsin leads 1-0
In Gainesville: Wisconsin leads 1-0
Neutral: Wisconsin leads 1-0

3-29-00	W	75-74	Madison, Wis. *
11-25-01	W	61-49	St. Thomas, U.S.V.I.
12-10-14	W	51-48	Gainesville, Fla.

Florida A&M

Wisconsin leads 1-0
Neutral: Wisconsin leads 1-0

12-6-98	W	86-57	Houston, Texas
---------	---	-------	----------------

Florida State

Florida State leads 1-0
In Tallahassee: Florida State leads 1-0

12-4-87	L	67-100	Tallahassee, Fla.
---------	---	--------	-------------------

Georgetown

Georgetown leads 1-0
In Washington: Georgetown leads 1-0

1-2-82	L	64-65	Washington, D.C.
--------	---	-------	------------------

Georgia

Series tied 1-1
In Madison: Georgia leads 1-0
In Athens: Wisconsin leads 1-0

12-13-96	L	67-74	Madison, Wis.
1-4-98	W	74-64	Athens, Ga.

Gonzaga

Gonzaga leads 2-1
In Spokane: Gonzaga leads 1-0
In Madison: Gonzaga leads 1-0
Neutral: Wisconsin leads 1-0

11-16-12	L	53-62	Spokane, Wash.
11-24-90	W	80-77	Boulder, Colo.
12-10-13	L	55-70	Madison, Wis.

vs. Green Bay

Wisconsin leads 19-12
In Madison: Wisconsin leads 11-6
In Green Bay: Wisconsin leads 8-6

1-11-75	W	45-38	Madison, Wis.
1-24-76	W	50-29	Madison, Wis.
2-9-76	W	47-39	Green Bay, Wis.
2-23-77	W	81-37	Green Bay, Wis.
2-23-82	W	66-53	Madison, Wis.
12-8-82	W	69-55	Green Bay, Wis.
12-9-87	L	60-61	Madison, Wis.
12-7-88	W	62-58 ^{OT}	Green Bay, Wis.
12-5-89	L	58-60	Madison, Wis.
12-4-90	L	75-91	Green Bay, Wis.
12-1-92	W	63-62	Madison, Wis.
1-3-94	W	75-64	Madison, Wis.
12-7-94	L	59-68	Green Bay, Wis.
12-13-95	W	83-56	Madison, Wis.
12-5-96	W	68-56	Green Bay, Wis.
12-10-97	W	81-63	Madison, Wis.
11-22-98	W	60-52	Madison, Wis.
12-1-99	W	66-56	Green Bay, Wis.
1-7-01	L	80-82 ^{OT}	Madison, Wis.
11-24-02	L	52-77	Madison, Wis.
12-13-03	W	56-48	Green Bay
12-11-04	W	79-76	Madison, Wis.
12-13-06	L	66-70	Green Bay, Wis.
12-11-07	W	81-58	Madison, Wis.
12-10-08	W	67-48	Green Bay, Wis.
11-24-09	L	58-60	Madison, Wis.
11-18-10	L	43-69	Green Bay, Wis.
12-23-11	L	49-65	Madison, Wis.
12-28-12	L	38-53	Green Bay, Wis.
12-30-13	W	65-61 ^{OT}	Madison, Wis.
12-13-14	L	43-53	Green Bay, Wis.

Hampton

Wisconsin leads 1-0
Neutral: Wisconsin leads 1-0

11-28-03	W	49-38	Miami, Fla.
----------	---	-------	-------------

Harvard

Wisconsin leads 1-0
In Madison: Wisconsin leads 1-0

12-15-06	W	86-66	Madison, Wis.
----------	---	-------	---------------

Hawai'i

Wisconsin leads 1-0
In Honolulu: Wisconsin leads 1-0

11-26-05	W	77-67	Honolulu, Hawai'i
----------	---	-------	-------------------

Holy Cross

Wisconsin leads 1-0
Neutral: Wisconsin leads 1-0

12-2-01	W	80-71	Tucson, Ariz.
---------	---	-------	---------------

Houston

Series tied 1-1
In Madison: Wisconsin leads 1-0
In Houston: Houston leads 1-0

11-26-04	L	51-86	Houston, Texas
11-18-05	W	77-54	Madison, Wis.

Idaho State

Wisconsin leads 1-0

Neutral: Wisconsin leads 1-0

11-25-05 W 85-73 Honolulu, Hawaii

IPFW

Wisconsin leads 2-0

In Madison: Wisconsin leads 2-0

1-16-04 W 75-59 Madison, Wis.

12-2-07 W 85-69 Madison, Wis.

IUPUI

Wisconsin leads 2-0

vIn Madison: Wisconsin leads 2-0

12-12-99 W 68-55 Madison, Wis.

11-19-04 W 82-49 Madison, Wis.

Illinois-Chicago

Wisconsin leads 13-6

In Madison: Wisconsin leads 8-2

In Chicago: Wisconsin leads 5-2

Neutral: Illinois-Chicago leads 2-0

2-4-77 L 59-62 Chicago, Ill.

1-11-78 L 67-73 Madison, Wis.

1-19-78 L 49-65 Carbondale, Ill.

12-6-78 L 66-72 Chicago, Ill.

2-1-80 L 54-71 Normal, Ill.

2-23-80 W 68-62 Madison, Wis.

2-17-81 W 82-57 Chicago, Ill.

12-10-81 W 75-53 Madison, Wis.

11-26-82 W 90-32 Chicago, Ill.

12-7-83 W 71-64 Madison, Wis.

12-11-85 W 71-55 Chicago, Ill.

12-27-86 W 84-61 Madison, Wis.

1-30-89 W 72-58 Madison, Wis.

11-28-89 W 76-66 Chicago, Ill.

12-12-90 W 79-63 Madison, Wis.

12-13-93 W 101-72 Chicago, Ill.

12-15-94 W 79-61 Madison, Wis.

12-7-06 W 75-53 Madison, Wis.

12-21-13 L 56-58 Madison, Wis.

Illinois State

Illinois State leads 9-5

In Madison: Illinois State leads 3-2

In Bloomington: Illinois State leads 4-2

Neutral: Illinois State leads 2-1

12-5-75 L 28-88 La Crosse, Wis.

12-12-75 L 59-101 La Crosse, Wis.

3-9-78 W 92-81 East Lansing, Mich.

1-31-80 L 57-71 Bloomington, Ill.

2-27-81 L 52-57 Madison, Wis.

11-18-81 L 55-71 Bloomington, Ill.

2-16-83 W 77-75^{OT} Madison, Wis.

12-5-83 L 69-70 Bloomington, Ill.

11-17-84 L 46-57 Madison, Wis.

12-22-85 L 57-64^{OT} Bloomington, Ill.

12-30-90 L 73-83 Madison, Wis.

12-30-91 W 69-55 Bloomington, Ill.

12-9-95 W 92-43 Madison, Wis.

12-6-97 W 77-69 Bloomington, Ill.

3-20-11 L 59-62 Madison, Wis. *

11-16-14 W 71-60 Madison, Wis.

Indiana State

Wisconsin leads 3-2

In Madison: Wisconsin leads 2-0

In Terre Haute: Indiana State leads 2-1

1-19-80 L 62-70 Terre Haute, Ind.

1-9-81 W 83-60 Madison, Wis.

2-5-82 L 68-75 Terre Haute, Ind.

3-12-82 W 68-60^{OT} Terre Haute, Ind. @

3-11-99 W 80-43 Madison, Wis. *

Iowa State

Iowa State leads 4-3

In Madison: Iowa State leads 3-2

In Ames: Tied 1-1

1-26-79 L 62-76 Madison, Wis.

3-6-82 W 78-77^{OT} Madison, Wis.

12-13-85 L 58-73 Madison, Wis.

11-28-90 L 87-96 Madison, Wis.

11-24-91 W 84-70 Ames, Iowa

12-7-03 W 76-73 Madison, Wis.

12-5-04 L 65-88 Ames, Iowa

Kansas

Kansas leads 3-2

In Madison: Tied 1-1

In Lawrence: Kansas leads 2-0

Neutral: Wisconsin leads 1-0

3-16-95 W 73-72 Lubbock, Texas #

12-11-05 L 87-90^{2OT} Lawrence, Kan.

12-3-06 W 68-41 Madison, Wis.

11-21-10 L 86-93^{OT} Madison, Wis.

12-8-11 L 44-73 Lawrence, Kan.

Kansas State

Wisconsin leads 1-0

Neutral: Wisconsin leads 1-0

11-24-06 W 56-53 Las Vegas, Nev.

Kentucky

Wisconsin leads 2-0

In Madison: Wisconsin leads 2-0

3-22-07 W 67-61 Madison, Wis. *

3-22-09 W 49-45 Madison, Wis. *

Lake Superior State

Lake Superior State leads 1-0

In Madison: Lake Superior State leads 1-0

12-11-87 L 79-92 Madison, Wis.

Lincoln College

Wisconsin leads 1-0

Neutral: Wisconsin leads 1-0

2-2-80 W 84-74 Normal, Ill.

Long Beach State

LBSU leads 1-0

In Long Beach: LBSU leads 1-0

12-30-82 L 62-66-2^{OT} Long Beach, Calif.

Louisiana Tech

Louisiana Tech leads 1-0

In Ruston: Louisiana Tech leads 1-0

12-7-84 L 51-86 Ruston, La.

Loyola (Ill.)

Wisconsin leads 7-2

In Madison: Wisconsin leads 4-1

In Chicago: Wisconsin leads 3-1

12-8-81 W 81-67 Madison, Wis.

12-22-82 W 68-66 Chicago, Ill.

12-23-83 W 68-51 Madison, Wis.

11-28-84 W 53-50 Chicago, Ill.

1-3-86 L 57-68 Madison, Wis.

2-1-87 L 55-72 Chicago, Ill.

2-8-88 W 85-72 Madison, Wis.

1-7-00 W 86-71 Chicago, Ill.

12-5-00 W 101-53 Madison, Wis.

Maine

Wisconsin leads 1-0

In Orono: Wisconsin leads 1-0

11-29-97 W 97-80 Orono, Maine

Manhattan

Wisconsin leads 1-0

Neutral: Wisconsin leads 1-0

12-18-97 W 84-71 Anchorage, Alaska

vs. Marquette

Wisconsin leads 14-8

In Madison: Wisconsin leads 9-4

In Milwaukee: Wisconsin leads 5-3

Neutral: Marquette leads 1-0

2-21-77 W 68-47 Madison, Wis.

3-5-77 L 60-71 Stevens Point, Wis.

2-14-78 W 71-55 Milwaukee, Wis.

2-20-79 W 67-44 Madison, Wis.

12-1-88 W 78-66 Madison, Wis.

1-16-90 W 90-79 Madison, Wis.

2-9-95 W 88-66 Madison, Wis.

1-9-96 W 87-63 Milwaukee, Wis.

12-3-98 L 73-81 Madison, Wis.

12-8-99 L 65-69 Milwaukee, Wis.

12-5-01 W 56-55 Milwaukee, Wis.

1-5-03 L 54-72 Madison, Wis.

12-1-04 L 64-78 Milwaukee, Wis.

12-2-05 W 71-59 Madison, Wis.

11-17-07 L 53-67 Milwaukee, Wis.

12-13-08 W 67-48 Madison, Wis.

12-11-09 W 56-49 Milwaukee, Wis.

11-24-10 L 52-66 Madison, Wis.

11-15-11 L 52-54 Milwaukee, Wis.

12-5-12 W 71-68 Madison, Wis.

12-7-13 W 52-50 Milwaukee, Wis.

12-6-14 W 89-64 Madison, Wis.

Memphis State

Series tied 1-1

In Madison: Wisconsin leads 1-0

In Memphis: Memphis State leads 1-0

1-5-81 L 70-77 Memphis, Tenn.

3-20-99 W 92-73 Madison, Wis. *

Mercer

Wisconsin leads 1-0

Neutral: Wisconsin leads 1-0

11-29-13 W 77-72 Nashville, Tenn.

Miami (Fla)

Miami leads 1-0

In Coral Gables: Miami leads 2-0

12-29-12 L 44-67 Coral Gables, Fla.

12-4-14 L 54-66 Coral Gables, Fla.

Miami (Ohio)

Series tied 1-1

In Madison: Miami leads 1-0

Neutral: Wisconsin leads 1-0

3-13-82 W 76-65 Terre Haute, Ind. @

11-29-85 L 60-68 Madison, Wis.

Middle Tennessee State

Middle Tennessee State leads 2-0

Neutral: Middle Tennessee State leads 2-0

11-29-86 L 56-69 Cincinnati, Ohio

11-27-04 L 74-77 Houston, Texas

vs. Milwaukee

Wisconsin leads 23-1

In Madison: Wisconsin leads 16-1

In Milwaukee: Wisconsin leads 6-0

Neutral: Wisconsin leads 1-0

1-28-75 W 75-55 Madison, Wis.

2-5-77 W 87-55 Madison, Wis.

2-16-78 W 78-35 Milwaukee, Wis.

12-13-78 W 115-50 Madison, Wis.

3-1-79 W 83-39 Oshkosh, Wis.

12-1-90 W 99-76 Madison, Wis.

12-10-91 W 90-68 Madison, Wis.

12-15-92 L 77-78 Madison, Wis.

12-9-93 W 108-58 Madison, Wis.

11-24-96	W	95-63	Madison, Wis.
11-25-97	W	72-70	Milwaukee, Wis.
11-17-98	W	71-66	Madison, Wis.
12-11-01	W	80-61	Madison, Wis.
12-22-03	W	54-49	Madison, Wis.
12-8-04	W	75-66	Madison, Wis.
12-14-05	W	72-57	Milwaukee, Wis.
11-20-06	W	78-45	Madison, Wis.
12-4-07	W	79-59	Madison, Wis.
12-2-08	W	71-69 ^{20T}	Madison, Wis.
11-19-09	W	64-55	Milwaukee, Wis.
12-12-10	W	68-53	Madison, Wis.
11-11-11	W	68-51	Milwaukee, Wis.
11-11-12	W	74-56	Madison, Wis.
11-14-13	W	85-60	Milwaukee, Wis.

Minnesota State, Mankato

Minnesota State leads 1-0

Neutral: Minnesota State leads 1-0

12-6-75 L 39-40 La Crosse, Wis.

Mississippi

Wisconsin leads 2-1

In Oxford: Mississippi leads 1-0

Neutral: Wisconsin leads 2-0

1-3-81 L 58-62 Oxford, Miss.
12-19-97 W 83-63 Anchorage, Alaska
11-23-07 W 74-57 Malibu, Calif.

Missouri

Missouri leads 2-0

In Columbia: Missouri leads 1-0

Neutral: Missouri leads 1-0

2-20-81 L 71-75 Columbia, Mo.
3-16-01 L 68-71 Athens, Ga. #

Montana

Montana leads 1-0

In Madison: Montana leads 1-0

3-18-92 L 74-85 Madison, Wis. *

Montana State

Wisconsin leads 1-0

Neutral: Wisconsin leads 1-0

11-25-11 W 71-61 Boulder, Colo.

National College

Wisconsin leads 2-0

In Madison: Wisconsin leads 1-0

Neutral: Wisconsin leads 1-0

3-11-82 W 79-50 Terre Haute, Ind. @
12-9-82 W 88-37 Madison, Wis.

UNLV

Wisconsin leads 1-0

In Las Vegas: Wisconsin leads 1-0

11-25-06 W 67-51 Las Vegas, Nev.

Northeastern

Wisconsin leads 1-0

In Boston: Wisconsin leads 1-0

11-28-99 W 81-80 Boston, Mass.

North Carolina

North Carolina leads 1-0

In Chapel Hill: North Carolina leads 1-0

12-1-89 L 77-84 Chapel Hill, N.C.

North Carolina State

Wisconsin leads 2-0

In Madison: Wisconsin leads 1-0

In Raleigh: Wisconsin leads 1-0

12-8-01 W 65-48 Madison, Wis.
12-3-09 W 53-48 Raleigh, N.C.

North Dakota

Wisconsin leads 1-0

In Madison: Wisconsin leads 1-0

11-15-09 W 68-43 Madison, Wis.

Northeastern Illinois

Wisconsin leads 3-0

In Madison: Wisconsin leads 2-0

1-19-82 W 82-28 Madison, Wis.
1-4-92 W 79-53 Madison, Wis.
12-11-93 W 85-47 Madison, Wis.

Northern Illinois

Wisconsin leads 8-2

In Madison: Wisconsin leads 5-1

In DeKalb: Wisconsin leads 3-1

1-23-75 W 42-27 DeKalb, Ill.
2-21-76 W 46-36 Madison, Wis.
1-15-77 W 56-52 DeKalb, Ill.
1-17-78 W 100-42 Madison, Wis.
12-3-80 W 87-72 DeKalb, Ill.
12-2-81 W 74-71 Madison, Wis.
11-22-02 L 47-49 DeKalb, Ill.
11-23-03 L 65-68 Madison, Wis.
12-7-08 W 70-64 Madison, Wis.
11-17-13 W 71-51 Madison, Wis.

Northern Iowa

Wisconsin leads 5-0

In Madison: Wisconsin leads 3-0

In Cedar Falls: Wisconsin leads 2-0

12-21-83 W 76-48 Madison, Wis.
12-1-84 W 61-52 Madison, Wis.
12-3-85 W 72-45 Cedar Falls, Iowa
1-16-96 W 95-68 Cedar Falls, Iowa
12-3-96 W 97-50 Madison, Wis.

Notre Dame

Notre Dame leads 5-2

In Madison: Notre Dame leads 3-1

In Notre Dame: Tied 1-1

Neutral: Notre Dame leads 1-0

3-1-87 L 70-80 Madison, Wis.
12-4-93 L 55-77 Providence, R.I.
12-9-96 W 81-69 Notre Dame, Ind.
12-8-97 W 89-77 Madison, Wis.
11-22-00 L 56-83 Madison, Wis.
12-4-03 L 64-82 Notre Dame, Ind.
12-4-05 L 72-77 Madison, Wis.

Oklahoma

Wisconsin leads 1-0

In Madison: Wisconsin leads 1-0

11-24-00 W 97-77 Madison, Wis.

Oklahoma State

Oklahoma State leads 2-0

In Stillwater: Oklahoma State leads 1-0

Neutral: Oklahoma State leads 1-0

12-11-92 L 59-65 Memphis, Tenn.
12-5-10 L 42-50 Stillwater, Okla.

Oral Roberts

Oral Roberts leads 1-0

In Madison: Oral Roberts leads 1-0

11-13-11 L 63-80 Madison, Wis.
12-20-14 W 70-52 Madison, Wis.

Oregon

Wisconsin leads 2-1

In Eugene: Wisconsin leads 1-0

Neutral: Tied at 1-1

3-15-96 W 74-60 Nashville, Tenn. #
11-18-00 L 57-71 Raleigh, N.C.
11-28-09 W 58-57 Eugene, Ore.

Pepperdine

Pepperdine leads 1-0

In Malibu: Pepperdine leads 1-0

11-30-02 L 67-76^{OT} Malibu, Calif.

Phillips University

Wisconsin leads 1-0

Neutral: Wisconsin leads 1-0

11-25-79 W 67-60 Des Moines, Iowa

Pittsburgh

Series tied 1-1

Neutral: Tied at 1-1

12-7-85 L 64-73 Charlottesville, Va.
11-30-01 W 95-75 Tucson, Ariz.

Portland State

Wisconsin leads 1-0

Neutral: Wisconsin leads 1-0

11-27-09 W 75-51 Eugene, Ore.

Princeton

Wisconsin leads 1-0

In Princeton: Wisconsin leads 1-0

1-11-80 W 74-44 Princeton, N.J.

Providence

Providence leads 1-0

In Providence: Providence leads 1-0

1-9-80 W 61-63 Providence, R.I.

Queens College

Queens College leads 1-0

In New York: Queens leads 1-0

1-14-80 L 61-83 New York, N.Y.

Rice

Wisconsin leads 1-0

In Madison: Wisconsin leads 1-0

2-8-00 W 71-58 Madison, Wis.

Robert Morris

Wisconsin leads 1-0

In Madison: Wisconsin leads 1-0

12-15-09 W 62-46 Madison, Wis.

St. Cloud State

Wisconsin leads 1-0

Neutral: Wisconsin leads 1-0

11-24-79 W 76-61 Des Moines, Iowa

St. Mary's (Calif.)

Wisconsin leads 2-1

In Moraga: Tied 1-1

Neutral: Wisconsin leads 1-0

11-26-94 W 80-73 Moraga, Calif.
12-3-94 W 84-68 Fayetteville, Ark.
11-27-10 L 50-56 Moraga, Calif.

Saint Louis

Wisconsin leads 2-0

In St. Louis: Wisconsin leads 1-0

In Madison: Wisconsin leads 1-0

11-12-10 W 60-32 St. Louis, Mo.
12-5-11 W 48-46 Madison, Wis.

St. Peter's College (N.J.)

St. Peter's leads 1-0

In Jersey City: St. Peter's leads 1-0

1-3-88 L 63-72 Jersey City, N.J.

San Diego

Wisconsin leads 1-0

In San Diego: Wisconsin leads 1-0

12-30-86 W 74-73 San Diego, Calif.

San Francisco

San Francisco leads 2-0

In Madison: San Francisco leads 1-0

In San Francisco: San Francisco leads 1-0

1-4-93 L 69-71 San Francisco, Calif.

12-30-02 L 67-70^{OT} Madison, Wis.

San Jose State

Wisconsin leads 1-0

In San Jose: Wisconsin leads 1-0

11-27-88 W 72-67 San Jose, Calif.

Santa Clara

Series tied 1-1

In Madison: Wisconsin leads 1-0

In Santa Clara: Santa Clara leads 1-0

1-2-93 L 71-81 Santa Clara, Calif.

12-16-04 W 104-91 Madison, Wis.

Siena

Wisconsin leads 1-0

In Madison: Wisconsin leads 1-0

3-14-99 W 107-85 Madison, Wis. *

South Carolina

South Carolina leads 1-0

11-27-14 L 44-67 Freeport, Bahamas

Southern Connecticut State

Wisconsin leads 1-0

In New Haven: Wisconsin leads 1-0

1-13-80 W 78-75 New Haven, Conn.

Southern Mississippi

Wisconsin leads 1-0

In Madison: Wisconsin leads 1-0

12-1-06 W 88-37 Madison, Wis.

South Dakota

South Dakota leads 1-0

Neutral: South Dakota leads 1-0

11-30-80 L 72-87 Des Moines, Iowa

South Dakota State

SDSU leads 2-1

In Madison: Tied 1-1

In Brookings: SDSU leads 1-0

12-8-05 L 65-68 Madison, Wis.

12-14-07 W 66-62 Madison, Wis.

11-17-08 L 44-64 Brookings, S.D.

Southern Illinois

Wisconsin leads 3-2

In Madison: Tied 1-1

In Carbondale: SIU leads 1-0

Neutral: Wisconsin leads 2-0

3-11-78 W 65-64 East Lansing, Mich. @

12-7-91 L 69-70 Madison, Wis.

12-30-92 L 79-81 Carbondale, Ill.

11-19-99 W 66-58 Lincoln, Neb.

11-22-04 W 82-53 Madison, Wis.

SIU Edwardsville

Wisconsin leads 1-0

In Madison: Wisconsin leads 1-0

12-13-09 W 68-38 Madison, Wis.

Southern Methodist

SMU leads 1-0

In Dallas: SMU leads 1-0

12-2-94 L 77-80 Dallas, Texas

Southwest Louisiana

Wisconsin leads 1-0

Neutral: Wisconsin leads 1-0

11-28-97 W 92-51 Orono, Me.

Stanford

Stanford leads 2-1

In Madison: Wisconsin leads 1-0

In Palo Alto: Stanford leads 2-0

11-25-88 L 62-119 Palo Alto, Calif.

11-21-97 W 90-82 Madison, Wis.

11-29-98 L 66-78 Palo Alto, Calif.

St. Bonaventure

St. Bonaventure leads 1-0

In Madison: St. Bonaventure leads 1-0

3-29-09 L 51-56 Madison, Wis. *

Tennessee

Tennessee leads 5-0

In Madison: Tennessee leads 2-0

In Knoxville: Tennessee leads 2-0

Neutral: Tennessee leads 1-0

2-8-96 L 61-72 Madison, Wis.

2-4-97 L 74-78 Knoxville, Tenn.

12-20-97 L 66-87 Anchorage, Alaska

12-5-99 L 62-85 Madison, Wis.

12-3-00 L 66-90 Knoxville, Tenn.

Tennessee-Martin

Wisconsin leads 1-0

Neutral: Wisconsin leads 1-0

12-12-92 W 83-63 Memphis, Tenn.

Texas A&M

Texas A&M leads 1-0

In College Station: Texas A&M leads 1-0

11-24-89 L 65-66 College Station, Texas

Texas

Texas leads 2-0

In Austin: Texas leads 1-0

Neutral: Texas leads 1-0

3-23-82 L 61-73 Austin, Texas @

11-24-01 L 70-75 St. Thomas, U.S.V.I.

Texas Arlington

Wisconsin leads 1-0

Neutral: Texas Arlington leads 1-0

11-29-03 W 58-49 Malibu, Calif.

Texas Tech

Texas Tech leads 4-0

In Lubbock: Texas Tech leads 3-0

Neutral: Texas Tech leads 1-0

3-18-95 L 65-88 Lubbock, Texas #

12-3-95 L 69-77 Lubbock, Texas

12-5-98 L 70-84 Houston, Texas

2-17-02 L 62-78 Lubbock, Texas

Toledo

Series tied 1-1

In Madison: Toledo leads 1-0

In Toledo: Wisconsin leads 1-0

11-26-93 L 72-82 Madison, Wis.

12-10-94 W 71-68 Toledo, Ohio

Union

Union leads 1-0

In Jackson: Union leads 1-0

1-6-81 L 76-78^{OT} Jackson, Tenn.

University of D.C.

DC leads 1-0

In Washington DC: DC leads 1-0

1-3-82 L 60-64 Washington, D.C.

Utah

Series tied 1-1

In Madison: Wisconsin leads 1-0

In Salt Lake City: Utah leads 1-0

11-30-91 L 62-65 Salt Lake City, Utah

12-30-93 W 79-65 Madison, Wis.

UW-Eau Claire

Wisconsin leads 4-3

In Madison: Wisconsin leads 1-0

In Eau Claire: Wisconsin leads 3-1

Neutral: Eau Claire leads 2-0

2-5-75 W 59-46 Eau Claire, Wis.

12-7-75 L 46-59 La Crosse, Wis.

1-29-77 L 51-64 Eau Claire, Wis.

3-3-77 L 68-71 Stevens Point, Wis.

12-10-77 W 84-39 Madison, Wis.

3-2-78 W 88-46 Eau Claire, Wis.

2-14-79 W 52-49 Eau Claire, Wis.

UW-La Crosse

Wisconsin trails 3-9

1-18-75 L 46-76 Madison, Wis.

2-8-75 L 32-59 La Crosse, Wis.

1-31-76 L 32-81 La Crosse, Wis.

2-11-76 L 30-102 Madison, Wis.

1-28-77 L 50-92 La Crosse, Wis.

1-25-78 L 75-90 Madison, Wis.

3-3-78 W 68-64 Eau Claire, Wis.

2-15-79 L 63-83 La Crosse, Wis.

3-3-79 L 74-88 Oshkosh, Wis.

2-20-80 L 57-64 Madison, Wis.

1-27-81 W 66-56 La Crosse, Wis.

1-29-82 W 98-60 Madison, Wis.

UW-Oshkosh

Wisconsin leads 4-1

In Madison: Tied at 1-1

In Oshkosh: Wisconsin leads 2-0

Neutral: Wisconsin leads 1-0

2-19-77 L 58-67 Madison, Wis.

1-31-78 W 80-72 Oshkosh, Wis.

3-4-78 W 75-68 Eau Claire, Wis.

1-16-79 W 85-75 Madison, Wis.

3-2-79 W 78-65 Oshkosh, Wis.

UW-Platteville

Wisconsin leads 5-0

In Madison: Wisconsin leads 3-0

In Platteville: Wisconsin leads 2-0

1-25-75 W 74-42 Madison, Wis.

2-23-75 W 63-58 Platteville, Wis.

1-26-76 W 76-56 Platteville, Wis.

2-2-76 W 52-47 Madison, Wis.

2-9-77 W 84-54 Madison, Wis.

UW-River Falls

River Falls leads 1-0

In Madison: River Falls leads 1-0

12-13-75 L 52-67 Madison, Wis.

UW-Stevens Point

UW-Stevens Point leads 7-3

In Madison: Point leads 3-2

In Stevens Point: Point leads 4-1

2-1-75 L 47-49 Stevens Point, Wis.

2-22-75 W 56-45 Madison, Wis.

2-28-75 L 39-71 Stevens Point, Wis.

1-30-76 L 40-66 Madison, Wis.

2-16-76 L 35-85 Stevens Point, Wis.

1-21-77 L 82-92 Stevens Point, Wis.

1-25-77 L 50-62 Madison, Wis.

2-22-78 L 52-57 Madison, Wis.

1-27-79 W 81-59 Madison, Wis.

1-31-79 W 73-60 Stevens Point, Wis.

UW-Whitewater

UW-Whitewater leads 4-2

In Madison: Tied at 2-2

In Whitewater: Whitewater leads 2-0

2-18-75	L	53-55	Madison, Wis.
2-5-76	L	41-78	Whitewater, Wis.
12-11-76	L	46-53	Madison, Wis.
2-1-77	L	55-59	Whitewater, Wis.
2-18-78	W	66-54	Madison, Wis.
12-11-79	W	84-62	Madison, Wis.

Valdosta State

Valdosta State leads 1-0

Neutral: Valdosta State leads 1-0

11-26-83	L	73-74	Lexington, Ky.
----------	---	-------	----------------

Valparaiso

Wisconsin leads 1-0

In Madison: Wisconsin leads 1-0

12-13-88	W	79-52	Madison, Wis.
----------	---	-------	---------------

Vanderbilt

Vanderbilt leads 3-0

In Nashville: Vanderbilt leads 2-0

In Madison: Vanderbilt leads 1-0

3-17-96	L	82-96	Nashville, Tenn. #
11-30-13	L	69-81	Nashville, Tenn.
12-10-14	L	58-67	Madison, Wis.

Vermont

Vermont leads 1-0

Neutral: Vermont leads 1-0

3-21-10	L	55-64	Notre Dame, Ind. #
---------	---	-------	--------------------

Villanova

Series tied 1-1

In Madison: Villanova leads 1-0

Neutral: Wisconsin leads 1-0

3-22-08	L	54-60	Madison, Wis. *
11-27-08	W	47-45	St. Thomas, V.I.

Virginia

Virginia leads 2-1

In Madison: Wisconsin leads 1-0

In Charlottesville: Virginia leads 2-0

12-6-85	L	59-82	Charlottesville, Va.
3-25-07	W	84-78	Madison, Wis. *
11-30-07	L	60-84	Charlottesville, Va.

Wagner College

Wisconsin leads 1-0

Neutral: Wisconsin leads 1-0

12-5-93	W	94-60	Providence, R.I.
---------	---	-------	------------------

Wake Forest

Wisconsin trails 0-1

In Madison: Wisconsin leads 1-0

12-28-92	L	67-93	Madison, Wis.
----------	---	-------	---------------

vs. Washington

Washington leads 4-1

In Madison: Tied 1-1

In Seattle: Washington leads 2-0

Neutral: Washington leads 1-0

11-23-90	L	91-99 ^{OT}	Boulder, Colo.
11-18-01	W	87-67	Madison, Wis.
12-2-02	L	69-81	Seattle, Wash.
11-21-12	L	55-60	Madison, Wis.
12-13-13	L	67-80	Seattle, Wash.

Western Illinois

Wisconsin leads 9-3

In Madison: Wisconsin leads 6-3

In Macomb: Wisconsin leads 2-0

Neutral: Wisconsin leads 1-0

11-17-79	L	69-76	Madison, Wis.
11-22-80	W	84-76	Macomb, Ill.
11-28-81	W	81-70	Des Moines, Iowa
1-13-82	W	81-43	Madison, Wis.
11-24-85	W	74-69 ^{OT}	Madison, Wis.
12-4-88	W	73-62	Madison, Wis.
12-13-91	W	112-69	Madison, Wis.
11-28-93	W	80-53	Madison, Wis.
11-29-94	W	79-52	Madison, Wis.
12-7-95	W	82-45	Macomb, Ill.
12-1-03	L	58-64	Madison, Wis.
12-23-05	L	61-70	Madison, Wis.

Western Kentucky

Wisconsin leads 2-1

In Madison: Wisconsin leads 2-0

In Bowling Green: Western Kentucky leads 1-0

1-11-98	W	80-66	Madison, Wis.
12-10-98	L	71-83	Bowling Green, Ky.
3-28-07	W	79-72	Madison, Wis. *

Western Michigan

Wisconsin leads 10-1

In Madison: Wisconsin leads 6-0

In Kalamazoo: Wisconsin leads 4-1

2-24-79	W	79-75	Kalamazoo, Mich.
2-22-80	W	80-72	Madison, Wis.
12-12-80	W	68-54	Madison, Wis.
1-23-81	L	53-70	Kalamazoo, Mich.
2-26-82	W	74-58	Kalamazoo, Mich.
12-4-82	W	77-64	Madison, Wis.
12-2-84	W	61-52	Madison, Wis.
12-2-86	W	86-79	Kalamazoo, Mich.
12-31-94	W	74-55	Madison, Wis.
11-28-95	W	83-64	Kalamazoo, Mich.
11-14-06	W	80-77	Madison, Wis.

Westmar College

Wisconsin leads 1-0

In Madison: Wisconsin leads 1-0

12-3-77	W	88-55	Madison, Wis.
---------	---	-------	---------------

William & Mary

Wisconsin leads 1-0

In Madison: Wisconsin leads 1-0

11-14-10	W	65-38	Madison, Wis.
----------	---	-------	---------------

William Penn

Series tied 1-1

In Oskaloosa: Tied at 1-1

12-1-78	W	76-70	Oskaloosa, Iowa
11-23-79	L	70-73	Oskaloosa, Iowa

Wichita State

Wichita State leads 1-0

Neutral: Wichita State leads 1-0

11-28-80	L	67-82	Des Moines, Iowa
----------	---	-------	------------------

Wyoming

Wyoming leads 3-0

In Laramie: Wyoming leads 2-0

In Madison: Wyoming leads 1-0

3-31-07	L	56-72	Laramie, Wyo. *
11-20-07	L	66-67 ^{OT}	Madison, Wis.
12-15-10	W	63-59 ^{OT}	Laramie, Wyo.

Yale

Wisconsin leads 1-0

In New Haven: Wisconsin leads 1-0

1-7-80	W	72-70 ^{OT}	New Haven, Conn.
--------	---	---------------------	------------------

NCAA Tournament play

* WNIT Tournament play

@ AIAW Regional Play

CoachingRecords

Year Overall Pct. Home Away Big Ten Pct. Home Away Place Post-season

Coach: Marilyn Harris (2 years—16-20 .444)

1974-75 11-7 .611 6-2 5-5
1975-76 5-13 .277 3-4 2-9

Coach: Edwina Qualls (10 years—130-141 .480; Big Ten Record 31-41 .430); AIAW 1-1

1976-77 7-14 .333 3-4 4-10 T8th
1977-78 14-10 .583 5-5 9-5 T7th MAIAW-5th (Tie)
1978-79 13-11 .541 7-3 6-8 T7th
1979-80 10-16 .385 4-4 7-12 T5th MAIAW-7th (Tie)
1980-81 13-18 .419 6-6 7-12 T5th
1981-82 21-13 .618 9-1 11-12 T5th MAIAW-1st/AIAW Quarters
1982-83 19-8 .704 9-4 10-4 11-7 .611 5-4 6-3 5th
1983-84 18-10 .643 12-1 6-9 13-5 .722 8-1 5-4 2nd
1984-85 11-17 .393 7-6 4-11 6-12 .333 4-5 2-7 T7th
1985-86 4-24 .143 2-12 2-12 1-17 .055 1-8 0-9 10th

Coach: Mary Murphy (8 years—87-135 .392; Big Ten Record 44-100 .305); NCAA 0-1

1986-87 9-19 .321 4-10 5-9 4-14 .222 2-7 2-7 T8th
1987-88 4-24 .143 3-10 1-14 2-16 .111 1-8 1-8 10th
1988-89 13-14 .481 10-4 3-10 5-13 .277 5-4 0-9 T8th
1989-90 8-20 .286 5-9 3-11 3-15 .166 2-5 1-8 T9th
1990-91 13-15 .464 10-4 3-11 7-11 .388 7-2 0-9 7th
1991-92 20-9 .690 12-3 8-6 13-5 .722 8-1 5-4 3rd NCAA 1st Round
1992-93 7-20 .259 5-8 2-12 4-14 .222 3-6 1-8 10th
1993-94 13-14 .481 9-6 4-8 6-12 .333 4-5 2-7 9th

Coach: Jane Albright (9 years—161-107 .601; Big Ten Record 82-62 .569); NCAA 2-5

1994-95 20-9 .690 11-1 9-8 11-5 .688 7-1 4-4 3rd NCAA 2nd Round
1995-96 21-8 .724 10-2 11-6 12-4 .750 7-1 5-3 3rd NCAA 2nd Round
1996-97 16-11 .593 9-3 7-8 8-8 .500 6-2 2-6 T6th
1997-98 21-10 .677 11-1 10-9 9-7 .562 7-1 2-6 6th NCAA 1st Round
1998-99 18-14 .518 15-3 3-11 9-7 .562 7-1 2-6 T4th WNIT 2nd Place
1999-00 21-12 .636 12-4 6-7 8-8 .500 5-3 3-5 T5th WNIT Champions
2000-01 18-10 .643 11-3 7-7 12-4 .750 7-1 5-3 T2nd NCAA 1st Round
2001-02 19-12 .612 10-3 9-9 8-8 .500 5-3 3-5 T8th NCAA 1st Round
2002-03 7-21 .250 3-11 4-10 5-11 .313 2-6 3-5 T8th

Coach: Lisa Stone (8 years—128-119 .518; Big Ten Record 56-78 .418); NCAA 0-1

2003-04 10-17 .370 6-7 2-9 4-12 .250 3-5 1-7 T8th
2004-05 12-16 .429 9-5 2-9 5-11 .312 3-5 2-6 8th
2005-06 11-18 .379 6-9 4-7 5-11 .312 3-5 2-6 9th
2006-07 23-13 .638 17-3 4-9 7-9 .438 5-3 2-6 T5th WNIT 2nd Place
2007-08 16-14 .533 10-6 5-7 9-9 .500 5-4 4-5 T7th WNIT 2nd Round
2008-09 19-15 .559 12-5 2-9 6-12 .333 5-4 1-8 T7th WNIT 3rd Round
2009-10 21-11 .656 9-5 9-4 10-8 .556 5-4 5-4 T3rd NCAA 1st Round
2010-11 16-15 .516 9-6 7-7 10-6 .625 6-2 4-4 T3rd WNIT 2nd Round

Coach: Bobbie Kelsey (3 years—31-58 .348; Big Ten Record 11-37 .229)

2011-12 9-20 .310 5-9 3-10 5-11 .313 3-5 2-6 T9th
2012-13 12-19 .387 9-6 1-12 3-13 .188 2-5 0-8 11th
2013-14 10-19 .345 6-8 3-10 3-13 .188 2-6 1-7 11th
2014-15 9-20 .310 5-8 4-9 5-13 .278 2-7 3-6 11th

40 years 574-619 .481

232-344 .403

1982-83 was the first season of Big Ten round-robin competition and the first season of NCAA affiliation.

1994-95 was the first year for the Big Ten tournament, which determines the automatic conference qualifier to the NCAA championship.

Penn State joined the Big Ten in 1990; Nebraska in 2011; Maryland and Rutgers in 2014

Regional competition was held from 1975-82 with the national championship directed by the Association of Intercollegiate Athletics for Women (AIAW).



Marilyn Harris
1974-76



Edwina Qualls
1976-86



Mary Murphy
1986-94



Jane Albright
1994-2003



Lisa Stone
2003-2011

Year-by-Year Results

1974-75

Record: 11-7 (Home 6-2; Away 4-3; Neutral 1-2)

Head Coach: Marilyn Harris

Total home attendance: Figures Not Available

12-6	W	55-45 (+10)	vs. Minnesota #
12-6	L	56-57 (-1)	vs. Illinois #
12-7	L	29-83 (-54)	vs. Indiana #
12-7	W	65-49 (+16)	at Iowa
1-11	W	45-38 (+7)	GREEN BAY
1-18	L	46-76 (-30)	UW-LA CROSSE
1-23	W	42-27 (+15)	at Northern Illinois
1-25	W	74-42 (+32)	UW-PLATTEVILLE
1-28	W	75-55 (+20)	Milwaukee
2-1	L	47-49 (-2)	at UW-Stevens Point
2-5	W	59-46 (+13)	at UW-Eau Claire
2-8	L	32-59 (-27)	at UW-La Crosse
2-11	W	57-48 (+9)	CARTHAGE
2-12	W	62-58 (+4)	CARROLL
2-18	L	53-55 (-2)	UW-WHITEWATER
2-22	W	56-45 (+11)	UW-STEVENS POINT
2-23	W	63-58 (+5)	at UW-Platteville
2-28	L	39-71 (-32)	at UW-Stevens Point

#-at Big Ten Invitational, Iowa City, Iowa

1975-76

Record: 5-13 (Home 3-3; Away 2-3; Neutral 0-7)

Head Coach: Marilyn Harris

Total home attendance: Figures Not Available

12-5	L	28-88 (-60)	vs. Illinois State #
12-6	L	39-40 (-1)	vs. Mankato State #
12-7	L	46-59 (-13)	vs. UW-Eau Claire #
12-12	L	59-101 (-42)	vs. Illinois State #
12-13	L	52-67 (-15)	UW-RIVER FALLS
1-24	W	50-29 (+21)	Green Bay
1-26	W	76-56 (+20)	at UW-Platteville
1-30	L	40-66 (-26)	UW-STEVENS POINT
1-31	L	32-81 (-49)	at UW-La Crosse
2-2	W	52-47 (+5)	UW-PLATTEVILLE
2-5	L	41-78 (-37)	at UW-Whitewater
2-6	L	46-77 (-31)	Michigan State@
2-6	L	33-77 (-44)	Illinois@
2-7	L	33-84 (-51)	Michigan@
2-9	W	47-39 (+8)	at Green Bay
2-11	L	30-102 (-72)	UW-LA CROSSE
2-16	L	35-85 (-50)	at UW-Stevens Point
2-21	W	46-36 (+10)	NORTHERN ILLINOIS

#-at La Crosse, Wis.

@-at Big Ten Tournament, Champaign, Ill.

1976-77

Record: 7-14 (Home 3-4; Away 3-6; Neutral 1-4)

UW Head Coach: Edwina Qualls

Total home attendance: Figures Not Available

12-3	L	40-53 (-13)	at Purdue
12-4	W	65-61 (+4)	vs. Cincinnati #
12-11	L	46-53 (-7)	UW-WHITEWATER
1-15	W	56-52 (+4)	at Northern Illinois
1-21	L	82-92 (-10)	at UW-Stevens Point
1-22	L	70-80 (-10)	NORTHWESTERN
1-25	L	50-62 (-12)	UW-STEVENS POINT
1-28	L	50-92 (-42)	at UW-La Crosse
1-29	L	51-64 (-13)	at UW-Eau Claire
2-1	L	55-59 (-4)	at UW-Whitewater
2-4	L	59-62 (-3)	at Illinois-Chicago
2-5	W	87-55 (+32)	Milwaukee
2-9	W	84-54 (+30)	UW-PLATTEVILLE

2-11	L	60-62 (-2)	Purdue @
2-11	L	49-76 (-27)	Illinois @
2-15	W	79-72 (+7)	at Carthage
2-19	L	58-67 (-9)	UW-OSHKOSH
2-21	W	68-47 (+21)	MARQUETTE
2-23	W	81-37 (+44)	at Green Bay
3-3	L	68-71 (-3)	vs. UW-Eau Claire +
3-5	L	60-71 (-11)	vs. Marquette +

#-at West Lafayette, Ind.

@-at Big Ten Tournament, West Lafayette, Ind.

+ -at WWIAC State Tournament, Stevens Point, Wis.

1977-78

Record: 14-10 (Home 5-4; Away 5-2; Neutral 4-4)

Head Coach: Edwina Qualls

Total home attendance: 12,231/10=1,223 avg.

12-3	W	88-55 (+33)	WESTMAR &
12-10	W	84-39 (+45)	UW-EAU CLAIRE
12-14	W	106-55 (+51)	DEPAUL &
1-11	L	67-73 (-6)	ILLINOIS-CHICAGO
1-14	L	63-65 (-2)	MICHIGAN STATE &
1-17	W	100-42 (+58)	NORTHERN ILLINOIS
1-19	L	49-65 (-16)	vs. Illinois-Chicago %
1-20	L	65-79 (-14)	vs. Purdue %
1-25	L	75-90 (-15)	UW-LA CROSSE
1-28	L	61-67 (-6)	at Northwestern
1-31	W	80-72 (+8)	at UW-Oshkosh
2-9	L	48-63 (-15)	at Indiana
2-10	L	49-73 (-26)	vs. Ohio State @
2-14	W	71-55 (+16)	at Marquette
2-16	W	78-35 (+43)	at Milwaukee
2-18	W	66-54 (+12)	UW-WHITEWATER
2-22	L	52-57 (-5)	UW-STEVENS POINT
2-25	W	73-43 (+30)	at Carroll College
3-2	W	88-46 (+42)	at UW-Eau Claire #
3-3	W	68-64 (+4)	vs. UW-La Crosse #
3-4	W	75-68 (+7)	vs. UW-Oshkosh #
3-9	W	92-81 (+11)	vs. Illinois State \$
3-10	L	52-85 (-33)	vs. Ohio State \$
3-11	W	65-64 (+1)	vs. Southern Illinois \$

%-at Saluki Invitational, Carbondale, Ill.

@-Big Ten Tournament, West Lafayette, Ind.

#-WWIAC State Tournament, Eau Claire, Wis.

\$-MAIAW Regional, East Lansing, Mich.

&-double-header with UW men's team

1978-79

Record: 13-11 (Home 7-3; Away 5-7; Neutral 1-1)

Head Coach: Edwina Qualls

Total home attendance: 4,979/10=498 avg.

12-1	W	76-70 (+6)	at William Penn
12-2	L	68-75 (-7)	at Iowa
12-6	L	66-72 (-6)	at Illinois-Chicago
12-9	W	60-50 (+10)	ILLINOIS
12-13	W	115-50 (+65)	Milwaukee
1-5	W	79-74 (+5)	NEBRASKA
1-12	L	73-80 (-7)	at Michigan
1-13	L	52-57 (-5)	at Michigan State
1-16	W	85-75 (+10)	UW-OSHKOSH
1-20	W	82-75 ^{OT} (+7)	PURDUE
1-26	L	62-76 (-14)	IOWA STATE %
1-27	W	81-59 (+22)	UW-STEVENS POINT %
1-31	W	73-60 (+13)	at UW-Stevens Point
2-8	L	45-53 (-8)	at Indiana @
2-14	W	52-49 (+3)	at UW-Eau Claire
2-15	L	63-83 (-20)	at UW-La Crosse
2-17	L	52-59 (-7)	INDIANA

2-20	W	67-44 (+23)	MARQUETTE
2-21	L	62-67 (-5)	NORTHWESTERN
2-24	W	79-75 (+4)	at Western Michigan
2-25	L	57-77 (-20)	at Detroit
3-1	W	83-39 (+44)	Milwaukee +
3-2	W	78-65 (+13)	UW-Oshkosh +
3-3	L	74-88 (-14)	UW-La Crosse +

%-Badger Invitational, UW Field House

@-at Big Ten Tournament, Bloomington, Ind.

+ -at WWIAC State Tournament, Oshkosh, Wis.

1979-80

Record: 10-16 (Home 4-4; Away 4-10; Neutral 2-2)

Head Coach: Edwina Qualls

Total home attendance: 3,246/8=406 avg.

11-17	L	69-76 (-7)	WESTERN ILLINOIS, 300
11-23	L	70-73 (-3)	at William Penn %
11-24	W	76-61 (+15)	vs. St. Cloud State %
11-25	W	67-60 (+7)	vs. Phillips University %
12-1	L	51-68 (-17)	at Iowa
12-2	L	76-78 (-2)	at Drake
12-8	L	63-71 (-8)	DETROIT, 487
12-11	W	84-62 (+12)	UW-WHITEWATER, 262
1-7	W	72-70 ^{OT} (+2)	at Yale
1-9	L	61-63 (-2)	at Providence
1-11	W	74-44 (+30)	at Princeton
1-13	W	78-75 (+3)	at Southern Connecticut
1-14	L	61-83 (-22)	at Queens College
1-18	L	50-64 (-14)	at Indiana
1-19	L	62-70 (-8)	at Indiana State
1-23	L	52-79 (-27)	at Northwestern
1-26	W	65-57 (+8)	MICHIGAN, 356
1-31	L	57-71 (-14)	at Illinois State #
2-1	L	54-71 (-14)	vs. Illinois-Chicago #
2-2	W	84-74 (+10)	vs. Lincoln College # *
2-8	L	66-80 (-14)	MINNESOTA, 400 @
2-15	W	66-57 (+9)	at Purdue
2-16	L	63-92 (-29)	at Illinois
2-20	L	57-64 (-7)	UW-LA CROSSE, 423
2-22	W	80-72 (+8)	WESTERN MICHIGAN, 338
2-23	W	68-62 (+6)	ILLINOIS-CHICAGO, 680
3-6	L	68-80 (-12)	vs. Ohio State \$

%-at William Penn Invitational, Des Moines, Iowa

#-at Illinois State Tournament, Normal, Ill.

@-Big Ten Tournament, UW Field House

\$-at MAIAW Regional, Terre Haute, Ind.

*-Two-year opponent; does not count towards record

1980-81

Record: 13-18 (Home 6-6; Away 5-9; Neutral 2-3)

Head Coach: Edwina Qualls

Total home attendance: 4,408/12=367 avg.

11-15	W	73-69 (+4)	IOWA, 1200
11-22	W	84-76 (+8)	at Western Illinois
11-28	L	67-82 (-15)	vs. Wichita State%
11-29	W	95-35 (+60)	vs. Chicago State%
11-30	L	72-87 (-15)	vs. South Dakota%
12-3	W	87-72 (+15)	at Northern Illinois
12-6	L	78-87 (-9)	at Michigan
12-12	W	68-54 (+14)	WESTERN MICHIGAN, 200#
12-13	L	70-77 (-7)	NORTHWESTERN, 200#
12-30	L	62-74 (-12)	MICHIGAN STATE, 175
1-3	L	58-62 (-4)	at Mississippi
1-5	L	70-77 (-7)	at Memphis State
1-6	L	76-78 ^{OT} (-2)	at Union University
1-9	W	83-60 (+23)	INDIANA STATE, 225
1-17	L	68-84 (-16)	MINNESOTA, 653

1-18	L	54-71 (-17)	DRAKE, 210
1-23	L	53-70 (-17)	at Western Michigan
1-24	L	61-66 (-5)	at Eastern Michigan
1-27	W	66-56 (+10)	at UW-La Crosse
1-30	W	86-76 (+10)	INDIANA, 400
2-4	L	81-82 (-1)	at DePaul
2-6	W	61-57 (+4)	PURDUE, 400
2-7	W	91-41 (+50)	CHICAGO STATE, 195
2-13	W	88-67 (+21)	vs. Iowa@
2-13	L	68-79 (-11)	vs. Minnesota@
2-17	W	82-57 (+25)	at Illinois-Chicago
2-20	L	71-75 (-4)	at Missouri
2-21	W	69-61 (+8)	at Central Missouri
2-25	L	75-82 (-7)	NORTHWESTERN, 450
2-27	L	52-57 (-5)	ILLINOIS STATE, 100
3-7	L	56-66 (-10)	at Minnesota

%-at Drake Turkey Invitational, Des Moines, Iowa
 #-Badger Invitational, UW Field House
 @-at Big Ten Tournament, Evanston, Ill.

1981-82

Record: 21-13 (Home 10-1; Away 5-11; Neutral 6-1)

Head Coach: Edwina Qualls

Total home attendance: 4,873/11=443 avg.

11-18	L	55-71 (-16)	at Illinois State
11-21	L	63-72 (-9)	MINNESOTA, 475
11-27	L	57-93 (-36)	at Drake%
11-28	W	81-70 (+11)	vs. Western Illinois%
12-2	W	74-71 (+3)	NORTHERN ILLINOIS, 265
12-5	L	77-83 (-6)	at Indiana
12-8	W	81-67 (+14)	LOYOLA (ILL.)
12-10	W	75-53 (+22)	ILLINOIS-CHICAGO, 387
1-2	L	64-65 (-1)	at Georgetown
1-3	L	60-64 (-4)	at District of Columbia
1-5	L	62-91 (-29)	at Maryland
1-9	W	80-71 (+9)	ILLINOIS, 537
1-13	W	81-43 (+38)	WESTERN ILLINOIS, 375
1-16	W	97-42 (+55)	vs. Army#
1-17	W	81-59 (+22)	at Dartmouth#
1-19	W	82-28 (+54)	NE ILLINOIS, 365
1-23	L	60-63 (-3)	at Minnesota
1-27	W	70-64 (+6)	DEPAUL, 345
1-29	W	98-60 (+38)	UW-LA CROSSE, 611
2-5	L	68-75 (-7)	at Indiana State
2-6	W	64-61 (+3)	at Eastern Illinois
2-12	W	78-64 (+14)	vs. Iowa @
2-12	L	52-62 (-10)	vs. Northwestern @
2-20	L	66-82 (-16)	at Northwestern
2-23	W	66-53 (+13)	Green Bay, 421
2-26	W	74-58 (+16)	at Western Michigan
2-27	L	60-76 (-16)	at Michigan State
3-3	W	78-64 (+14)	at Iowa
3-6	W	78-77 ^{OT} (+1)	IOWA STATE, 712
3-11	W	79-50 (+29)	vs. National College \$
3-12	W	68-60 ^{OT} (+8)	at Indiana State \$
3-13	W	76-65 (+11)	vs. Miami (Ohio) \$
3-21	W	60-59 (+1)	vs. Colorado &
3-23	L	61-73 (-12)	at #6 Texas &

%-Drake Turkey Invitational, Des Moines, Iowa
 #-Dartmouth Invitational, Hanover, N.H.
 @-Big Ten Tournament, East Lansing, Mich.
 \$-MAIAW Regional, Terre Haute, Ind.
 &-AIAW National Championship, Austin, Texas

1982-83

Record: 19-8 (Home 9-4; Away 10-4)

Big Ten Record-Finish: 11-7-5th (First season)

Head Coach: Edwina Qualls

Total home attendance: 9,589/13=738 avg.

Big Ten attendance: 7,724/9=858 avg

11-26	W	90-32 (+58)	at Illinois-Chicago
12-4	W	77-64 (+13)	WESTERN MICHIGAN, 950
12-5	W	123-79 (+44)	BRADLEY, 350
12-8	W	69-55 (+14)	at Green Bay
12-9	W	88-37 (+51)	NATIONAL COLLEGE, 200
12-22	W	68-66 (+2)	at Loyola
12-28	W	65-47 (+18)	at UC Irvine
12-30	L	62-66 ^{OT} (-4)	at Long Beach State
1-7	W	58-55 (+3)	at Purdue
1-9	W	91-88 (+3)	at Illinois
1-14	W	77-59 (+18)	MICHIGAN STATE, 350
1-16	W	99-68 (+31)	MICHIGAN, 570
1-21	W	57-54 (+3)	at Northwestern
1-23	W	68-47 (+21)	at Iowa
1-28	L	60-73 (-13)	at Minnesota
2-4	L	66-84 (-18)	OHIO STATE, 1120
2-6	L	61-73 (-12)	INDIANA, 1387
2-11	L	49-59 (-10)	at Indiana
2-13	L	61-75 (-14)	at Ohio State
2-16	W	77-75 ^{OT} (+2)	ILLINOIS STATE, 365
2-18	L	71-77 (-6)	MINNESOTA, 816
2-23	W	68-44 (+24)	IOWA, 669
2-27	W	81-72 (+9)	NORTHWESTERN, 1312
3-4	W	80-71 (+9)	at Michigan
3-6	W	76-70 (+6)	at Michigan State
3-10	L	72-80 (-8)	ILLINOIS, 950
3-12	W	92-82 (+10)	PURDUE, 550

1983-84

Record: 18-10 (Home 12-1; Away 6-5; Neutral 0-4)

Big Ten Record-Finish: 13-5-2nd

Head Coach: Edwina Qualls

Total home attendance: 9,776/13=752 avg.

Big Ten attendance: 8,673/9=964 avg.

11-26	L	73-74 (-1)	vs. Valdosta State%
11-27	L	61-63 (-2)	vs. Eastern Kentucky%
12-1	W	75-59 (+16)	at Bradley
12-5	L	69-70 (-1)	at Illinois State
12-7	W	71-64 (+7)	ILLINOIS-CHICAGO, 350
12-10	W	86-61 (+25)	BALL STATE, 342
12-21	W	76-48 (+28)	NORTHERN IOWA, 265
12-23	W	68-51 (+17)	LOYOLA, 191
12-29	L	67-70 (-3)	vs. Cleveland State #
12-31	L	56-58 (-2)	vs. Fairfield #
1-6	W	92-62 (+30)	PURDUE, 472
1-8	W	64-53 (+11)	ILLINOIS, 934
1-13	W	67-66 (+1)	at Michigan State
1-15	W	77-63 (+13)	at Michigan
1-20	W	80-70 (+10)	NORTHWESTERN, 771
1-22	W	50-49 (+1)	IOWA, 1461
1-27	W	63-59 (+4)	MINNESOTA, 1026
2-3	L	66-85 (-19)	at Ohio State
2-5	L	57-64 (-7)	at Indiana
2-10	W	60-58 (+2)	INDIANA, 909
2-12	W	79-70 (+9)	OHIO STATE, 1248
2-17	L	51-62 (-11)	at Minnesota
2-24	L	37-46 (-9)	at Iowa
2-26	W	57-54 (+3)	at Northwestern
3-2	L	63-64 (-1)	MICHIGAN, 919
3-4	W	88-68 (+20)	MICHIGAN STATE, 933
3-8	W	79-65 (+14)	at Illinois
3-10	W	75-65 (+10)	at Purdue

%-Kentucky Invitational, Lexington, Ky.
 #-Miami Classic, Coral Gables, Fla.

1984-85

Record: 11-17 (Home 7-6; Away 4-8; Neutral 0-3)

Big Ten Record-Finish: 6-12-T7th

Head Coach: Edwina Qualls

Total home attendance: 8,562/13=659 avg.

Big Ten attendance: 6,225/9=692 avg.

11-17	L	46-57 (-11)	ILLINOIS STATE, 600
11-23	L	54-87 (-33)	vs. Clemson %
11-24	L	64-67 (-3)	vs. Arizona %
11-28	W	53-50 (+3)	at Loyola (Ill.)
12-1	W	61-52 (+9)	NORTHERN IOWA, 682
12-2	W	61-52 (+9)	WESTERN MICHIGAN, 431
12-7	L	51-86 (-35)	at Louisiana Tech #
12-8	W	76-59 (+17)	vs. Alabama-Birmingham#
12-14	W	83-76 (+7)	EASTERN ILLINOIS, 624
12-30	L	66-76 (-10)	at Central Michigan
1-6	L	58-76 (-18)	NORTHWESTERN, 625
1-11	L	53-66 (-13)	OHIO STATE, 700
1-13	L	51-75 (-24)	INDIANA, 864
1-18	L	59-70 (-21)	at Illinois
1-20	L	61-67 (-6)	at Purdue
1-25	L	58-59 (-1)	MINNESOTA, 525
1-27	W	65-54 (+11)	IOWA, 1079
2-1	L	64-65 (-1)	at Michigan State
2-3	W	81-72 (+9)	at Michigan
2-8	L	67-71 (-4)	at Indiana
2-10	L	48-62 (-14)	at #8 Ohio State
2-15	L	65-73 (-8)	PURDUE, 680
2-17	W	70-67 (+3)	ILLINOIS, 572
2-22	L	52-64 (-12)	at Iowa
2-24	L	70-79 (-9)	at Minnesota
3-1	W	81-70 (+11)	MICHIGAN, 504
3-3	W	82-72 (+10)	MICHIGAN STATE, 676
3-9	W	89-86 ^{OT} (+3)	at Northwestern

%-Nebraska Tournament, Lincoln, Neb.
 #-Lady Techster Invitational, Ruston, La.
 National polls begin for the first time

1985-86

Record: 4-24 (Home 2-12; Away 2-11; Neutral 0-1)

Big Ten Record-Finish: 1-17-10th

Head Coach: Edwina Qualls

Total home attendance: 8,704/14=522 avg.

Big Ten attendance: 4,971/9=552 avg.

11-24	W	74-69 ^{OT} (+5)	WESTERN ILLINOIS, 479%
11-29	L	60-68 (-8)	MIAMI OF OHIO, 379%
11-30	L	64-70 (-6)	EASTERN ILLINOIS, 320
12-3	W	72-45 (+27)	at Northern Iowa
12-6	L	59-82 (-23)	at #11 Virginia #
12-7	L	64-73 (-9)	vs. Pitt #
12-11	W	71-55 (+16)	at Illinois-Chicago
12-13	L	58-73 (-15)	IOWA STATE, 680
12-22	L	57-64 ^{OT} (-7)	at Illinois State
1-3	L	57-68 (-11)	LOYOLA, 477
1-5	L	64-68 (-4)	at Northwestern
1-10	L	48-81 (-33)	at #14 Ohio State
1-12	L	46-65 (-19)	at Indiana
1-17	L	69-82 (-13)	ILLINOIS, 608
1-19	L	57-72 (-15)	PURDUE, 804
1-24	L	58-75 (-17)	at Minnesota
1-26	L	32-68 (-36)	at #18 Iowa
1-31	L	55-58 (-3)	MICHIGAN STATE, 320
2-2	L	67-72 (-5)	MICHIGAN, 450
2-7	L	37-65 (-28)	INDIANA, 370
2-9	L	50-85 (-35)	#10 OHIO STATE, 322
2-14	L	57-79 (-22)	at Purdue
2-16	L	53-69 (-16)	at Illinois
2-21	L	47-61 (-14)	#15 IOWA, 706
2-23	W	62-52 (+10)	MINNESOTA, 614
2-28	L	66-77 (-11)	at Michigan
3-2	L	69-82 (-13)	at Michigan State

3-8 L 72-87 (-15) NORTHWESTERN, 777

%-Badger Invitational, UW Field House

#-Virginia Invitational, Charlottesville, Va.

1986-87

Record: 9-19 (Home 4-10; Away 5-8; Neutral 0-1)

Big Ten Record-Finish: 4-14-T8th

Head Coach: Mary Murphy

Total home attendance: 14,112/14=1,008 avg.

Big Ten attendance: 9,349/9=1,039 avg.

11-28 W 73-68^{OT} (+5) at Cincinnati %
11-29 L 56-69 (-13) vs. Middle Tennessee State %
12-2 W 86-79 (+7) at Western Michigan
12-5 W 75-63 (+12) BRADLEY, 863
12-7 L 68-77 (-9) BOWLING GREEN, 556
12-11 L 75-97 (-22) DEPAUL, 501
12-27 W 84-61 (+23) ILLINOIS-CHICAGO, 673
12-30 W 74-73 (+1) at San Diego
1-2 L 44-83 (-39) #14 IOWA, 1498
1-4 W 81-73 (+8) MINNESOTA, 801
1-9 L 67-82 (-15) at #17 Illinois
1-11 L 62-70 (-8) at Purdue
1-16 L 66-71 (-5) INDIANA, 1128
1-18 L 49-89 (-40) #18 OHIO STATE, 1026
1-23 L 53-77 (-24) at Michigan State
1-25 W 65-57 (+8) at Michigan
1-30 L 53-72 (-19) NORTHWESTERN, 959
2-1 L 55-72 (-17) at Loyola (Ill.)
2-6 L 49-85 (-36) PURDUE, 896
2-8 L 64-77 (-13) #19 ILLINOIS, 993
2-13 L 62-97 (-33) at #12 Ohio State
2-15 W 48-46^{OT} (+2) at Indiana
2-20 W 88-63 (+25) MICHIGAN, 868
2-22 L 57-71 (-14) MICHIGAN STATE, 1180
2-27 L 50-73 (-23) at Northwestern
3-1 L 70-80 (-10) NOTRE DAME, 2170 &
3-5 L 45-70 (-25) at Minnesota
3-7 L 56-78 (-22) at #10 Iowa

%-Cincinnati Omni Tournament

&-Double-header with UW men's team

1987-88

Record: 4-24 (Home 3-10; Away 1-13; Neutral 0-1)

Big Ten Record-Finish: 2-16-10th

Head Coach: Mary Murphy

Total home attendance: 10,712/13=824 avg.

Big Ten attendance: 8,221/9=913 avg.

11-27 L 66-86 (-20) at #16 Duke
11-29 L 75-81 (-6) at UNC-Charlotte
12-4 L 67-100 (-33) at Florida State %
12-5 L 60-86 (-26) vs. Alabama-Birmingham %
12-9 L 60-61 (-1) GREEN BAY, 842
12-11 L 79-92 (-13) LAKE SUPERIOR STATE, 529
12-13 W 89-58 (+31) DETROIT, 715
1-3 L 63-72 (-9) at St. Peter's College
1-5 L 66-86 (-20) at Fairleigh Dickinson
1-8 L 59-79 (-20) #1 IOWA, 1215
1-10 W 75-67 (+8) at Minnesota
1-15 W 75-64 (+11) ILLINOIS, 819
1-17 L 62-80 (-18) PURDUE, 1152
1-22 L 49-71 (-22) at Indiana
1-24 L 54-84 (-30) at #8 Ohio State
1-29 L 58-65 (-7) MICHIGAN STATE, 959
1-31 L 65-68 (-3) MICHIGAN, 861
2-5 L 55-70 (-15) at Northwestern
2-8 W 85-72 (+13) LOYOLA (ILL), 408
2-12 L 55-67 (-12) at Purdue
2-14 L 50-76 (-26) at Illinois
2-19 L 70-87 (-17) #9 OHIO STATE, 799
2-21 L 53-77 (-24) INDIANA, 880

2-26 L 51-86 (-35) at Michigan

2-28 L 58-68 (-10) at Michigan State

3-4 L 57-83 (-26) NORTHWESTERN, 766

3-9 L 71-73 (-2) MINNESOTA, 770

3-12 L 50-98 (-48) at #2 Iowa

%-Florida State Tournament, Tallahassee, Fla.

1988-89

Record: 13-14 (Home 10-4; Away 3-10)

Big Ten Record-Finish: 5-13-8th

Head Coach: Mary Murphy

Total home attendance: 13,700/14=979 avg.

Big Ten attendance: 10,575/9=1,175 avg.

11-25 L 62-119 (-57) at #8 Stanford
11-27 W 72-67 (+5) at San Jose State
12-1 W 78-66 (+12) MARQUETTE, 504
12-4 W 73-62 (+11) WESTERN ILLINOIS, 695
12-7 W 62-58^{OT} (+4) at Green Bay
12-11 W 76-73 (+3) at Detroit
12-13 W 79-52 (+27) VALPARAISO, 597
1-3 W 65-45 (+20) CHICAGO STATE, 683
1-6 L 55-73 (-18) at Indiana
1-8 L 53-84 (-31) at Ohio State
1-13 L 59-62 (-3) NORTHWESTERN, 981
1-15 L 56-69 (-13) at #9 Purdue
1-20 W 71-69 (+2) MICHIGAN STATE, 963
1-22 W 66-59 (+7) MICHIGAN, 1027
1-27 L 75-81^{OT} (-6) at Illinois
1-30 W 72-58 (+14) ILLINOIS-CHICAGO, 586
2-3 L 57-67 (-10) #7 IOWA, 1353
2-5 W 78-61 (+17) MINNESOTA, 1273
2-10 L 63-66 (-3) at Northwestern
2-17 L 57-75 (-18) at Michigan
2-19 L 67-71 (-4) at Michigan State
2-26 W 77-68 (+9) ILLINOIS, 2307
2-27 W 81-67 (+14) #11 PURDUE, 711
3-3 L 58-83 (-25) at Minnesota
3-5 L 52-78 (-26) at #9 Iowa
3-8 L 61-77 (-16) #15 OHIO STATE, 783
3-11 L 80-85 (-5) INDIANA, 1177

1989-90

Record: 8-20 (Home 5-9; Away 2-9; Neutral 1-2)

Big Ten Record-Finish: 3-15-T9th

Head Coach: Mary Murphy

Total home attendance: 15,478/14=1,106 avg.

Big Ten attendance: 11,699/9=1,300 avg.

11-24 L 65-66 (-1) at Texas A&M %
11-25 L 49-64 (-15) vs. Drake %
11-28 W 76-66 (+10) at Illinois-Chicago
12-1 L 77-84 (-7) vs. North Carolina #
12-2 W 98-73 (+25) vs. Bucknell #
12-5 L 58-60 (-2) Green Bay, 850
12-12 W 77-67 (+10) NEBRASKA, 560
12-30 L 77-90 (-13) DARTMOUTH, 922
1-2 W 93-63 (+30) CHICAGO STATE, 650
1-5 L 80-92 (-12) INDIANA, 1130
1-7 L 64-72 (-8) OHIO STATE, 1288
1-12 L 57-72 (-15) at #25 Northwestern
1-16 W 90-79 (+11) MARQUETTE, 797
1-19 L 42-73 (-30) at Michigan State
1-21 L 51-68 (-17) at Michigan
1-26 W 86-77 (+9) ILLINOIS, 957
1-28 L 72-92 (-20) #10 PURDUE, 1326
2-2 L 52-84 (-32) at #13 Iowa
2-4 W 76-75 (+1) at Minnesota
2-9 L 62-73 (-11) #15 NORTHWESTERN, 1011
2-16 L 56-61 (-5) MICHIGAN, 825
2-18 L 55-61 (-6) MICHIGAN STATE, 2606
2-23 L 63-81 (-18) at #15 Purdue
2-25 L 76-81 (-5) at Illinois

3-2 W 94-82 (+12) MINNESOTA, 925

3-4 L 60-77 (-17) #11 IOWA, 1631

3-8 L 57-78 (-21) at Ohio State

3-10 L 69-76 (-7) at Indiana

%-Texas A&M Invitational, College Station, Texas

#-Princeton Tournament, Princeton, N.J.

1990-91

Record: 13-15 (Home 10-4; Away 2-10; Neutral 1-1)

Big Ten Record-Finish: 7-11-7th

Head Coach: Mary Murphy

Total home attendance: 16,915/14=1,208 avg.

Big Ten attendance: 13,470/9=1,497 avg.

11-23 L 91-99^{OT} (-8) vs. #13 Washington %
11-24 W 80-77 (+3) vs. Gonzaga %
11-28 L 87-96 (-9) IOWA STATE, 615
12-1 W 99-76 (+23) Milwaukee, 720
12-4 L 75-91 (-16) at Green Bay
12-7 W 80-74^{OT} (+6) at Nebraska
12-9 W 101-93 (+8) at Creighton
12-12 W 79-63 (+16) ILLINOIS-CHICAGO, 503
12-30 L 73-83 (-10) ILLINOIS STATE, 1047
1-2 W 78-67 (+11) #15 IOWA, 979
1-6 W 102-77 (+25) MINNESOTA, 1241
1-11 L 73-89 (-16) at Michigan State
1-13 L 69-90 (-21) at Michigan
1-18 L 85-86 (-1) #15 NORTHWESTERN, 1005
1-22 W 90-66 (+24) CHICAGO STATE, 560
1-25 W 90-81 (+9) ILLINOIS, 1005
1-27 L 87-97 (-10) #6 PURDUE, 1621
2-1 L 86-103 (-17) at Indiana
2-3 L 76-81^{OT} (-5) at Ohio State
2-8 W 101-88 (+13) MICHIGAN, 1023
2-10 W 78-75 (+3) #23 MICHIGAN STATE, 3137
2-15 L 72-93 (-21) at #19 Northwestern
2-22 L 53-93 (-40) at #6 Purdue
2-24 L 73-88 (-15) at Illinois
3-1 W 92-77 (+15) OHIO STATE, 1357
3-2 W 80-75 (+5) INDIANA, 2102
3-7 L 62-76 (-14) at Minnesota
3-9 L 76-85^{OT} (-9) at #24 Iowa

%-Colorado Coors Classic, Boulder, Colo.

1991-92

Record: 20-9 (Home 12-3; Away 7-6; Neutral 1-0)

Big Ten Record-Finish: 13-5-3rd

Head Coach: Mary Murphy

Total home attendance: 30,278/13=2,329 avg.

Big Ten attendance: 27,102/9=3,011 avg.

11-24 W 84-70 (+14) at Iowa State
11-26 W 83-68 (+15) CREIGHTON
11-29 W 70-63 (+7) vs. #11 Auburn %
11-30 L 62-65 (-3) at Utah %
12-7 L 69-70 (-1) SOUTHERN ILLINOIS
12-10 W 90-68 (+22) Milwaukee
12-13 W 112-69 (+43) WESTERN ILLINOIS, 3944
12-30 W 69-55 (+14) at Illinois State
1-4 W 79-53 (+24) NORTHEASTERN ILLINOIS
1-10 L 52-77 (-25) at Indiana
1-12 W 90-79 (+11) at Ohio State
1-17 W 73-58 (+15) MICHIGAN STATE, 1271
1-19 W 93-66 (+27) MICHIGAN, 2224
1-24 W 65-59 (+6) at Illinois
1-26 L 56-82 (-26) at #12 Purdue
1-31 W 91-89 (+2) #22 Northwestern, 1925
2-2 L 75-86 (-11) at #8 Penn State
2-7 W 74-58 (+16) #5 IOWA, 2708
2-9 W 82-72 (+10) MINNESOTA, 4308
2-14 W 84-60 (+24) at Michigan
2-16 W 73-58 (+15) at Michigan State
2-21 W 80-69 (+11) #9 PURDUE, 5005
2-23 W 73-59 (+14) ILLINOIS, 3606

2-28 L 80-91 (-11) at Northwestern
 3-6 W 83-82 (+1) at Minnesota
 3-8 L 36-63 (-27) at #8 Iowa
 3-11 L 72-78 (-6) OHIO STATE, 2340
 3-14 W 77-67 (+10) INDIANA, 3715
 3-18 L 74-85 (-11) MONTANA, 8353 #

%-Utah Tournament, Salt Lake City, Utah
 #-NCAA Tournament First Round, UW Field House

1992-93

Record: 7-20 (Home 5-8; Away 1-11; Neutral 1-1)
Big Ten Record-Finish: 4-14-10th
Head Coach: Mary Murphy
Total home attendance: 20,310/12=1,692 avg.
Big Ten attendance: 16,891/9=1,877 avg.

12-1 W 63-62 (+1) UW-GREEN BAY, 1012
 12-8 W 82-66 (+16) CHICAGO STATE
 12-11 L 59-65 (-6) vs. Oklahoma State %
 12-12 W 83-63 (+20) vs. Tennessee Martin %
 12-15 L 77-78 (-1) Milwaukee, 892
 12-28 L 67-93 (-26) WAKE FOREST, 1513
 12-30 L 79-81 (-2) at Southern Illinois
 1-2 L 71-81 (-10) at Santa Clara
 1-4 L 69-71 (-2) at San Francisco
 1-8 L 39-65 (-26) at #5 Iowa
 1-12 W 75-72 (+3) MINNESOTA, 685
 1-15 W 75-67 (+8) MICHIGAN STATE, 1601
 1-17 W 73-67 (+6) MICHIGAN, 1851
 1-22 L 74-81 (-7) at Illinois
 1-24 L 64-82 (-17) at Northwestern (MSC)
 1-29 L 66-70 (-4) #4 OHIO STATE, 1908
 1-31 L 73-90 (-17) #6 PENN STATE, 2007
 2-7 L 49-72 (-23) at Purdue
 2-12 W 79-75 (+4) at Michigan
 2-14 L 67-81 (-14) at Michigan State
 2-19 L 90-103 (-13) NORTHWESTERN, 1602
 2-21 L 74-84 (-10) ILLINOIS, 3091
 2-26 L 58-95 (-37) at #7 Ohio State
 2-28 L 66-95 (-29) at #6 Penn State
 3-5 L 72-79 (-7) INDIANA, 1973
 3-7 L 57-77 (-20) PURDUE, 2175 (MSC)
 3-10 L 56-91 (-35) at Minnesota

%-Memphis Classic, Memphis, Tenn.

1993-94

Record: 13-14 (Home 9-6; Away 3-7; Neutral 1-1)
Big Ten Record-Finish: 6-12-9th
Head Coach: Mary Murphy
Total home attendance: 26,553/15=1,770 avg.
Big Ten attendance: 19,478/9=2,164 avg.

11-26 L 72-82 (-10) TOLEDO, 1990
 11-28 W 80-53 (+27) WESTERN ILLINOIS, 960
 12-4 L 55-77 (-22) vs. Notre Dame %
 12-5 W 94-60 (+34) vs. Wagner College %
 12-9 W 108-58 (+50) Milwaukee, 901
 12-11 W 85-47 (+38) NE ILLINOIS, 836
 12-13 W 101-72 (+31) at Illinois-Chicago
 12-30 W 79-65 (+14) UTAH, 1478
 1-3 W 75-64 (+9) UW-GREEN BAY, 954
 1-7 L 67-74 (-7) #2 IOWA, 2,641
 1-9 L 84-89 (-5) at Minnesota
 1-14 L 59-62 (-3) at Michigan State
 1-16 W 64-63 (+1) at Michigan
 1-21 W 81-59 (+22) ILLINOIS, 1356
 1-23 L 85-101 (-16) #19 NORTHWESTERN, 1790
 1-28 W 99-90 (+9) at #17 Ohio State
 1-30 L 53-73 (-20) at #1 Penn State
 2-6 L 64-77 (-7) #12 PURDUE (MSC)
 2-11 W 75-64 (+9) MICHIGAN, 1545
 2-13 W 92-85 (+7) MICHIGAN STATE, 2283

2-18 L 54-79 (-25) at Northwestern
 2-20 L 79-82 (-3) at Illinois
 2-23 L 59-88 (-29) #2 PENN STATE, 790
 2-27 W 73-70 (+3) OHIO STATE, 4805
 3-4 L 64-66 (-2) at Indiana
 3-6 L 45-93(-48) at #10 Purdue
 3-8 L 71-82 (-11) MINNESOTA, 1640

%-Brown University Classic, Providence, R.I.

1994-95

Record: 20-9 (Home 11-1; Away 6-6; Neutral 3-2)
Big Ten Record-Finish: 11-5-3rd
Head Coach: Jane Albright-Dieterle
Total home attendance: 59,329/12=4,944
Big Ten attendance: 52,686/8=6,586

11-25 W 77-52 (+25) vs. Baylor %
 11-26 W 80-73 (+7) at St. Mary's (Calif.) %
 11-29 W 79-52 (+27) WESTERN ILLINOIS, 1083
 12-2 L 77-80 (-3) vs. Southern Methodist *
 12-3 W 84-68 (+16) vs. St. Mary's (Calif.) *
 12-7 L 59-68 (-9) at Green Bay
 12-10 W 71-68 (+3) at Toledo
 12-15 W 79-61 (+18) ILLINOIS-CHICAGO, 1002
 12-28 W 85-71 (+14) at Michigan
 12-31 W 74-55 (+19) WESTERN MICHIGAN, 1,376
 1-3 W 78-62 (+16) INDIANA, 1615
 1-6 W 72-62 (+10) IOWA, 2730
 1-8 W 76-69 (+7) #22 OHIO STATE, 3933
 1-13 L 68-78 (-10) at Michigan State
 1-20 W 76-73 (+13) at Minnesota
 1-22 W 76-47 (+29) ILLINOIS, 7036 (MSC)
 1-27 L 66-68 (-2) at #19 Purdue
 1-29 L 55-58 (-3) at #10 Penn State
 2-3 W 63-56 (+7) NORTHWESTERN, 4759
 2-5 W 79-78^{OT} (+1) MINNESOTA, 9346
 2-9 W 88-66 (+22) MARQUETTE, 3545
 2-12 L 62-78 (-4) MICHIGAN STATE, 11,500
 2-17 W 81-76 (+5) at Ohio State
 2-19 W 62-55 (+7) at Iowa
 2-24 L 61-63 (-2) at Indiana
 2-26 W 80-64 (+16) MICHIGAN, 10,908
 3-4 L 79-87 (-8) vs. Michigan State @
 3-16 W 73-72 (+1) vs. #23 Kansas #
 3-18 L 65-88 (-23) at #5 Texas Tech #

%-St. Mary's Thanksgiving Classic,

*-Arkansas Dial Classic, Fayetteville, Ark.

@-Big Ten Tournament, Indianapolis

#-NCAA Tournament, Lubbock, Texas

1995-96

Record: 21-8 (Home 10-2; Away 9-5; Neutral 2-1)
Big Ten Record-Finish: 12-4-3rd
Head Coach: Jane Albright-Dieterle
Total home attendance: 94,604/12=7,884 avg.
Big Ten attendance: 67,464/8=8,433 avg.

11-28 W 83-64 (+19) at Western Michigan
 11-30 W 82-78 (+4) DRAKE, 4524
 12-2 W 84-64 (+20) vs. Austin Peay #
 12-3 L 69-77 (-8) at #10 Texas Tech #
 12-7 W 82-45 (+37) at Western Illinois
 12-9 W 92-43 (+49) ILLINOIS STATE, 6631
 12-13 W 83-56 (+27) UW-GREEN BAY, 4479 ^
 12-27 W 89-48 (+41) MICHIGAN, 7556
 12-29 W 81-71 (+10) INDIANA, 7338
 1-5 L 48-68 (-20) at #11 Iowa
 1-7 W 75-69 (+6) at Ohio State (MSC)
 1-9 W 87-63 (+24) at Marquette
 1-12 W 82-59 (+23) MICHIGAN STATE, 7011
 1-16 W 95-68 (+27) at Northern Iowa
 1-19 W 85-50 (+35) MINNESOTA, 6897

1-21 W 68-67 (+1) at Illinois
 1-26 W 98-95^{2OT} (+3) #21 PURDUE, 7140
 1-28 W 87-69 (+18) #10 PENN STATE, 10,505 (MSC)
 2-2 W 69-68 (+1) at #23 Northwestern
 2-4 W 98-64 (+34) at Minnesota
 2-8 L 61-72 (-11) #6 TENNESSEE, 11,506
 2-11 L 65-76 (-11) at Michigan State
 2-16 W 79-67 (+12) OHIO STATE, 9495
 2-18 L 63-67 (-4) #7 IOWA, 11,522 (MSC)
 2-23 L 68-82 (-14) at Indiana
 2-25 W 88-63 (+25) at Michigan
 3-2 L 58-72 (-14) vs. Ohio State @
 3-15 W 74-60 (+14) vs. Oregon #
 3-17 L 82-96 (-14) at #12 Vanderbilt # (ESPN)

#-Lady Raider Classic, Lubbock, Texas

^--Game played at Dane County Coliseum

@-Big Ten Tournament, Indianapolis

#-NCAA Tournament, Nashville, Tenn.

1996-97

Record: 16-11 (Home 9-3; Away 6-7; Neutral 1-1)
Big Ten Record-Finish: 8-8-T6th
UW Head Coach: Jane Albright-Dieterle
Total home attendance: 102,426/12=8,536 avg.
Big Ten attendance: 70,792/8=8,849 avg.

11-22 W 77-69 (+8) at Drake
 11-24 W 95-63 (+32) Milwaukee, 8657
 11-29 W 78-68 (+10) vs. UC Irvine *
 11-30 W 100-95 (+5) at UC Santa Barbara *
 12-3 W 97-50 (+47) NORTHERN IOWA, 6460
 12-5 W 68-56 (+12) at Green Bay
 12-9 W 81-69 (+12) at #10 Notre Dame
 12-13 L 67-74 (-7) #4 GEORGIA, 9683 (ESPN2)
 12-27 W 83-77 (+6) #15 PENN STATE
 12-29 L 67-73 (-6) ILLINOIS, 8746
 1-3 W 69-52 (+17) PURDUE, 8665
 1-5 W 69-63 (+6) at Iowa (PRIME-FOX)
 1-12 L 72-74 (-2) at Indiana
 1-17 W 77-67 (+10) NORTHWESTERN, 8350
 1-19 W 67-61 (+5) OHIO STATE, 11,212
 1-24 W 77-72 (+5) at Michigan
 1-26 W 84-57 (+27) MINNESOTA, 7260
 1-30 L 53-64 (-11) at Michigan State
 2-2 L 62-93 (-31) at Northwestern
 2-4 L 74-78 (-4) at #9 Tennessee
 2-7 L 54-59 (-5) INDIANA, 8873
 2-11 W 103-64 (+39) CLEVELAND STATE, 6831
 2-14 W 59-56 (+3) IOWA, 9638
 2-16 L 43-62 (-19) at Purdue
 2-21 L 78-82 (-4) at #17 Illinois
 2-23 L 62-90 (-28) at Penn State
 2-28 L 75-80 (-5) vs. Minnesota @

*-UC Santa Barbara Shootout, Santa Barbara, Calif.

@-Big Ten Tournament, Indianapolis

1997-98

Record: 21-10 (Home 11-1; Away 6-6; Neutral 4-3)
Big Ten Record-Finish: 9-7-6th
UW Head Coach: Jane Albright-Dieterle
Total home attendance: 125,464/12=10,455 avg
Big Ten home attendance: 99,797/8=12,475 avg.

11-21 W 90-82 (+8) #4 STANFORD, 6927
 11-25 W 72-70 (+32) at Milwaukee
 11-28 W 92-51 (+41) vs. SW Louisiana*
 11-29 W 97-80^{OT} (+17) at Maine*
 12-6 W 77-69 (+8) at Illinois State
 12-8 W 89-77 (+12) NOTRE DAME, 6225
 12-10 W 81-63 (+18) Green Bay, 5907
 12-18 W 84-71 (+13) vs. Manhattan %
 12-19 W 83-63 (+20) vs. Mississippi %
 12-20 L 66-87 (-21) vs. #1 Tennessee (ESPN2) %

12-28	L	71-86 (-15)	at Penn State
12-30	L	75-83 (-8)	at #13 Illinois
1-4	W	74-64 ^{OT} (+10)	at #17 Georgia (CBS)
1-6	L	65-70 (-5)	at #23 Purdue
1-9	W	75-60 (+15)	INDIANA, 6972
1-11	W	80-66 (+14)	#19 W. KENTUCKY, 6608 (WPT)
1-16	W	70-65 (+5)	at Northwestern
1-18	L	54-66 (-12)	at Ohio State
1-20	L	63-66 (-3)	IOWA, 16,296 (WPT)
1-23	W	79-63 (+16)	MICHIGAN, 10,295
1-25	W	67-54 (+13)	at Minnesota
1-30	W	72-65 (+7)	MICHIGAN STATE, 9807
2-1	W	95-64 (+31)	NORTHWESTERN, 16,329 (WPT)
2-6	L	55-56 (-1)	at Indiana
2-13	L	76-87 (-11)	at Iowa
2-23	W	80-69 (+11)	PURDUE, 16,236 (WPT)
2-20	W	73-69 (+4)	#9 ILLINOIS, 11,267 (WPT)
2-22	W	83-75 (+8)	PENN STATE, 12,595
2-27	W	65-47 (+18)	vs. Minnesota @
2-28	L	70-79 (-9)	vs. Michigan @
3-14	L	64-75 (-11)	vs. Virginia Tech \$

*—Dead River Co. Classic Tournament, Orono, Me.
 %—Northern Lights Tournament, Anchorage, Alaska
 @—Big Ten Tournament, Indianapolis
 \$—NCAA Tournament, Gainesville, Fla.

NOTE: All games from 1- 20 on, were played at the Kohl Center

1998-99

Record: 18-14 (Home 15-3; Away 2-9; Neutral 1-2)
Big Ten Record-Finish: 9-7-T4th
Head Coach: Jane Albright-Dieterle
Total home attendance: 136,182/18=7,566 avg
Total home attendance: 118,561/14=8,468 ^
Big Ten home attendance: 71,504/8=8,938 avg.

11-15	W	87-69 (+18)	BOWLING GREEN, 7639
11-17	W	71-66 (+5)	MILWAUKEE, 6559
11-20	W	103-90 ^{OT} (+13)	#22 UCSB, 7794
11-22	W	60-52 (+8)	GREEN BAY, 7093
11-29	L	66-78 (-12)	at #25 Stanford
12-3	L	73-81 (-8)	MARQUETTE, 7588
12-5	L	70-84 (-14)	vs. #12 Texas Tech *
12-6	W	86-57 (+29)	vs. Florida A&M *
12-10	L	71-83 (-12)	at Western Kentucky
12-28	W	70-59 (+11)	MINNESOTA, 8760
12-30	L	72-90 (-18)	at Illinois
1-3	W	79-72 (+7)	IOWA, 8379 (FSN)
1-5	L	55-70 (-15)	at #23 Ohio State
1-8	L	74-77 (-3)	at Michigan State
1-10	L	65-69 (-4)	at Indiana (FSN)
1-15	W	71-65 (+6)	MICHIGAN, 8108
1-17	L	62-78 (-16)	#13 RUTGERS, 10,384
1-22	W	80-61 (+19)	NORTHWESTERN, 8213
1-24	L	56-76 (-20)	at #3 Purdue
1-29	L	61-91 (-30)	at #21 Penn State
1-31	W	70-46 (+24)	at Michigan
2-5	L	71-73 ^{OT} (-2)	#18 PENN STATE, 9163
2-7	W	73-68 ^{OT} (+5)	MICHIGAN STATE, 9070
2-12	W	83-79 ^{OT} (+4)	OHIO STATE, 9077
2-19	W	82-78 ^{OT} (+4)	ILLINOIS, 10,734
2-21	W	69-56 (+13)	at Minnesota
2-27	L	61-70 (-9)	vs. Ohio State @
3-11	W	80-43 (+37)	INDIANA STATE, 2890 \$
3-14	W	107-85 (+22)	SIENA, 2949 \$ [FH]
3-17	W	70-69 ^{OT} (+1)	MICHIGAN STATE, 5490 \$
3-20	W	92-73 (+19)	MEMPHIS, 6292 \$ [FH]
3-23	L	64-67 (-3)	at Arkansas %

*—Rice Invitational, Houston, Texas
 @—Big Ten Tournament, Indianapolis
 \$—WNIT Tournament, Kohl Center or Field House (FH)
 %—WNIT Championship Game, Fayetteville, Ark.
 ^ Attendance does not include WNIT games

1999-2000

Record: 21-12 (Home 12-4; Away 6-7; Neutral 3-1)
Big Ten Record-Finish: 8-8-T5th
Head Coach: Jane Albright
Total home attendance: 123,712/16=7,732 avg.
Total home attendance: 95,575/11=8,689 ^
Big Ten home attendance: 68,978/8=8,622 avg.

11-19	W	66-58 (+8)	vs. Southern Illinois %
11-21	W	92-85 ^{OT} (+7)	at #24 Nebraska %
11-27	L	61-63 (-2)	at #8 Rutgers ^
11-28	W	81-80 ^{OT} (+1)	vs. Northeastern ^
12-1	W	66-56 (+10)	at Green Bay
12-5	L	62-85 (-23)	#3 TENNESSEE, 11,861 (MSC)
12-8	L	65-69 (-4)	at Marquette
12-12	W	68-55 (+13)	IUPUI, 7810
12-30	L	58-83 (-25)	#13 PURDUE, 8614 (WPT)
1-4	L	74-80 (-6)	#15 ILLINOIS, 7177 (FSN)
1-7	W	86-71 (+15)	at Loyola (Ill.)
1-9	L	61-75 (-14)	at Michigan State
1-12	W	74-60 (+14)	at Northwestern
1-16	W	80-45 (+35)	at Ohio State (FSN)
1-20	W	72-69 (+3)	MICHIGAN, 7386 (WPT)
1-23	W	79-59 (+20)	OHIO STATE, 10,399 (MSC)
1-27	L	62-66 (-4)	at Iowa
1-30	L	54-68 (-14)	at #7 Penn State
2-3	W	75-65 (+10)	MINNESOTA, 7417 (MSC)
2-6	L	52-57 (-5)	#6 PENN STATE, 8625 (FSN)
2-8	W	71-58 (+13)	RICE, 6926 (WPT)
2-10	W	66-55 (+11)	at Minnesota (MSC)
2-13	W	77-69 (+8)	MICHIGAN STATE, 10,227 (MSC)
2-17	L	73-78 (-5)	at Michigan
2-20	W	76-61 (+15)	INDIANA, 9133 (MSC)
2-24	L	78-87 (-9)	at Illinois
3-2	W	56-49 (+7)	vs. Minnesota@ (FSN)
3-3	L	65-74 (-9)	vs. #18 Purdue@ (FSN)
3-15	W	83-46 (+37)	FAIRFIELD \$, 2355
3-19	W	82-76 (+6)	DEPAUL \$, 3197
3-22	W	77-45 (+32)	MICHIGAN STATE \$, 3441
3-25	W	78-60 (+18)	COLORADO STATE \$, 6138
3-29	W	75-74 (+1)	FLORIDA \$, 13,006

%—Nebraska Classic, Lincoln, Neb.
 ^—Rutgers Invitational, Piscataway, N.J.
 @—Big Ten Tournament, Indianapolis
 \$—WNIT Tournament, Kohl Center
 ^ Attendance does not include WNIT games

2000-01

Record: 18-10 (Home 11-3; Away 6-4; Neutral 1-3)
Big Ten Record-Finish: 12-4-T2nd
UW Head Coach: Jane Albright
Total home attendance: 100,083/14=7,149 avg.
Big Ten home attendance: 61,158/8=7,645 avg.

11-18	L	57-71 (-14)	vs. #24 Oregon%
11-19	W	102-49 (+53)	vs. Elon College%
11-22	L	56-83 (-27)	#5 NOTRE DAME, 6943^
11-24	W	97-77 (+20)	#12 OKLAHOMA, 6851^
11-29	W	74-64 (+10)	NEBRASKA, 5956 (WPT)
12-3	L	66-90 (-24)	at #2 Tennessee
12-5	W	101-53 (+48)	LOYOLA, 5741
12-14	W	86-71 (+15)	EVANSVILLE, 5819
12-28	L	58-70 (-12)	#8 PURDUE, 7205 (WPT)
12-31	W	94-91 (+3)	IOWA, 6876 (WPT)
1-4	W	85-52 (+33)	at Michigan
1-7	L	80-82 ^{OT} (-2)	Green Bay, 7615 (MSC)
1-11	W	72-56 (+16)	at Michigan State
1-14	L	68-74 (-6)	at Iowa (FSN)
1-16	W	60-59 (+1)	at Milwaukee
1-18	W	90-67 (+23)	MINNESOTA, 6328 (MSC)
1-21	W	69-62 (+7)	INDIANA, 9100 (MSC-WPT)
1-25	W	73-65 (+8)	at Illinois, 3852 (MSC)
1-28	L	70-75 ^{OT} (-5)	at #6 Purdue
2-1	W	70-35 (+35)	NORTHWESTERN, 6397 (WPT)

2-4	W	69-49 (+20)	MICHIGAN STATE, 7897 (MSC)
2-8	L	79-83 ^{OT} (-4)	at Indiana
2-11	W	70-54 (+16)	at Northwestern (MSC)
2-18	W	86-75 (+11)	PENN STATE, 8978 (FSN-MSC)
2-22	W	86-43 (+43)	at Minnesota (MSC)
2-25	W	81-62 (+19)	OHIO STATE, 8377 (MSC-WPT)
3-2	L	68-80 (-12)	vs. Illinois @ (FSN)
3-16	L	68-71 (-3)	vs. Missouri # (ESPN)

%—N.C. State Tournament, Raleigh, N.C.
 ^—Coaches vs. Cancer Tournament
 @—Big Ten Tournament, Grand Rapids, Mich.
 #—NCAA Tournament, Athens, Ga.

2001-02

Record: 19-12 (Home 10-3; Away 4-6; Neutral 5-3)
Big Ten Record-Finish: 8-8-T5th
Head Coach: Jane Albright
Total home attendance: 94,174/13=7,244 avg.
Big Ten home attendance: 61,158/8=7,645 avg.

11-18	W	87-67 (+20)	#19 WASHINGTON, 5470
11-24	L	70-75 (-5)	vs. Texas %
11-25	W	61-49 (+12)	vs. #12 Florida %
11-27	W	97-55 (+42)	CLEVELAND STATE, 5064
11-30	W	92-75 (+12)	vs. Pittsburgh ^
12-2	W	80-71 (+9)	vs. Holy Cross ^
12-5	W	56-55 (+1)	at Marquette
12-8	W	65-48 (+17)	NC STATE, 5687
12-11	W	80-61 (+19)	MILWAUKEE, 5370 (WPT)
12-13	W	74-61 (+13)	DRAKE, 5652 (WPT)
12-28	W	71-59 (+12)	#7 PURDUE, 9328 (FSN)
12-30	W	68-61 (+7)	at Iowa (FSN)
1-3	W	74-54 (+20)	INDIANA, 5987 (WPT-MyTV)
1-6	W	89-74 (+15)	#18 MICHIGAN, 7446 (WPT)
1-10	W	86-78 ^{2OT} (+12)	at Michigan State
1-13	W	70-65 (+5)	at Northwestern
1-17	W	74-69 (+5)	ILLINOIS, 6828 (FSN-WPT)
1-20	L	85-92 (-7)	MINNESOTA, 17142 (FSN)
1-24	L	63-70 ^{OT} (-7)	at Indiana
1-27	L	49-63 (-14)	at Penn State
1-30	L	57-58 (-1)	MICHIGAN STATE, 6483 (WPT)
2-3	L	55-65 (-10)	at Purdue
2-7	L	64-76 (-12)	IOWA, 7225 (WPT)
2-14	W	80-47 (+33)	NORTHWESTERN, 6492
2-17	L	62-78 (-16)	at Texas Tech (ESPN2)
2-21	L	74-76 (-2)	at Minnesota (FSN)
2-24	L	55-82 (-27)	at Ohio State
2-28	W	60-58 (+2)	vs. Northwestern @
3-1	W	74-64 (+10)	vs. Minnesota @ (FSN)
3-3	L	62-76 (-14)	vs. Penn State @ (FSN)
3-16	L	70-73 (-3)	vs. Arizona State #

%—Paradise Jam Tournament, St. Thomas, V.I.
 ^—Arizona Classic, Tucson, Ariz.
 @—Big Ten Tournament, Indianapolis
 #—NCAA Tournament, Nashville, Tenn.

2002-03

Record: 7-21 (Home 3-11; Away 3-9; Neutral 1-1)
Big Ten Record-Finish: 5-11-T8th
Head Coach: Jane Albright
Total home attendance: 93,458/14=6,676 avg.
Big Ten home attendance: 56,875/8=7,109 avg.

11-22	L	47-49 (-2)	at Northern Illinois
11-24	L	52-77 (-25)	GREEN BAY, 6221
11-29	W	58-49 (-9)	vs. Texas-Arlington%
11-30	L	67-76 ^{OT} (-9)	at Pepperdine%
12-2	L	69-81 (-12)	at Washington
12-5	L	81-82 (-1)	BALL STATE, 5780
12-10	W	78-52 (+26)	EASTERN ILLINOIS, 5303
12-14	L	49-59 (-10)	at Drake
12-30	L	67-70 ^{OT} (-3)	SAN FRANCISCO, 6453
1-2	L	55-86 (-31)	#16 PENN STATE, 6019

1-5 L 54-72 (-18) MARQUETTE, 6572 (FSN)
 1-9 L 53-59 (-6) #7 PURDUE, 6073
 1-12 L 56-73 (-17) at Illinois (ESPN2)
 1-16 L 42-57 (-15) OHIO STATE, 5946 (FSN)
 1-19 W 69-59 (+10) ILLINOIS, 7778
 1-21 L 60-77 (-17) at Iowa (FSN)
 1-24 W 69-58 (+11) at Indiana
 1-26 L 55-62 (-7) #19 ARIZONA, 6254
 1-30 W 66-49 (+17) at Northwestern
 2-2 W 68-56 (+12) MICHIGAN, 9442
 2-6 L 43-58 (-15) MICHIGAN STATE, 6721
 2-9 L 40-63 (-23) at #25 Ohio State
 2-13 W 58-52 (+6) at Michigan
 2-16 L 48-49 (-1) INDIANA, 7170 (FSN)
 2-23 L 59-76 (-7) IOWA, 7726
 2-27 L 53-76 (-13) at #13 Minnesota (FSN)
 3-2 L 55-76 (-11) at #15 Penn State
 3-6 L 51-52 (-1) vs. Indiana @ (FSN)

%—Pepperdine Tournament, Malibu, Calif.
 @—Big Ten Tournament, Indianapolis

2003-04

Record: 10-17 (Home 6-7; Away 2-9; Neutral 2-1)

Big Ten Record-Finish: 4-13-8th

Head Coach: Lisa Stone

Total home attendance: 82,070/13=6,313 avg.

Big Ten home attendance: 52,156/8=6,520 avg.

11-23 L 65-68 (-3) NORTHERN ILLINOIS, 6020
 11-28 W 49-38 (+9) vs. Hampton %
 11-29 W 61-46 (+15) vs. Butler %
 12-1 L 58-64 (-8) WESTERN ILLINOIS, 5379
 12-4 L 64-82 (-18) at #17 Notre Dame
 12-7 W 76-73 (+3) IOWA STATE, 5816
 12-13 W 56-48 (+8) at Green Bay
 12-22 W 54-49 (+5) MILWAUKEE, 6362
 12-30 L 60-76 (-16) at #22 Boston College
 1-2 L 49-65 (-19) at #18 Ohio State
 1-8 L 39-60 (-21) at Indiana
 1-11 L 59-60 (-1) #9 PENN STATE, 6498
 1-13 W 66-57 (+9) ILLINOIS, 5746
 1-16 W 75-59 (+16) IPFW, 6337
 1-18 L 46-66 (-20) at Iowa
 1-22 L 60-63 (-3) MICHIGAN, 5737
 1-25 W 69-53 (+16) NORTHWESTERN, 7354 (FSN)
 1-29 L 42-58 (-16) at #6 Purdue
 2-1 L 48-59 (-11) #14 MINNESOTA, 7218 (FSN)
 2-5 L 47-72 (-25) at #20 Michigan State
 2-8 L 55-75 (-20) at Michigan (FSN)
 2-12 L 82-87^{OT} (-5) IOWA, 5831
 2-19 L 50-66 (-16) at #7 Penn State (FSN)
 2-22 W 66-62 (+4) INDIANA, 7604
 2-26 W 59-53 (+6) at Illinois
 2-29 L 56-72 (-16) #25 OHIO STATE, 6168
 3-4 L 39-57 (-18) vs. Indiana@ (FSN)

%—Miami Tournament, Coral Gables, Fla.
 @—Big Ten Tournament, Indianapolis

2004-05

Record: 12-16 (Home 9-5; Away 2-9; Neutral 1-2)

Big Ten Record-Finish: 5-11-8th

Head Coach: Lisa Stone

Total home attendance: 84,654/14=6,047 avg.

Big Ten home attendance: 50,898/8=6,362 avg.

11-19 W 82-49 (+33) IUPUI, 5,600
 11-22 W 82-53 (+29) SOUTHERN ILLINOIS, 5,487
 11-26 L 61-86 (-25) at Houston %
 11-27 L 74-77 (-3) vs. Middle Tennessee State %
 12-1 L 64-78 (-14) at Marquette
 12-5 L 65-88 (-23) at Iowa State
 12-8 W 75-66 (+9) MILWAUKEE, 5798
 12-11 W 79-76 (+3) GREEN BAY, 6184

12-16 W 104-91 (+13) SANTA CLARA, 5483
 12-30 L 67-72 (-5) #20 PURDUE, 6740 (FSN)
 1-2 W 62-60 (+2) at Northwestern
 1-6 L 49-74 (-25) #11 MINNESOTA, 5602 (FSN)
 1-8 L 58-67 (-9) PENN STATE, 6120 (CBS)
 1-13 L 74-66 (-8) at #9 Michigan State
 1-16 L 66-79 (-13) at Illinois
 1-20 W 87-71 (+16) CLEVELAND STATE, 5204
 1-27 L 67-86 (-19) #3 OHIO STATE, 4998
 1-30 W 79-71 (+8) MICHIGAN, 7221 (FSN)
 2-3 L 66-71 (-5) at Indiana
 2-6 W 88-78 (+10) at #25 Iowa
 2-10 W 65-60 (+5) ILLINOIS, 5038
 2-13 L 84-60 (-24) #9 MICHIGAN STATE, 9831
 2-17 L 43-76 (-33) at #24 Penn State (CSTV-FSN)
 2-20 L 53-84 (-31) at #14 Minnesota
 2-23 W 70-63 (+7) NORTHWESTERN, 5348
 2-27 L 59-69 (-10) at Purdue
 3-3 W 75-74^{2OT} (+1) vs. Indiana@ (FSN)
 3-4 L 70-46 (-24) vs. #3 Ohio State@ (FSN)

%—Houston Classic, Houston, Texas
 @—Big Ten Tournament, Indianapolis

2005-06

Record: 11-18 (Home 6-9; Away 4-7; Neutral 1-2)

Big Ten Record-Finish: 5-11-9th

UW Head Coach: Lisa Stone

Total home attendance: 90,235/15=6,016 avg.

Big Ten home attendance: 55,228/8=6,904 avg.

11-18 W 77-54 (+23) HOUSTON, 4728
 11-20 W 84-59 (+25) CLEVELAND STATE, 5050
 11-25 W 85-73 (+12) vs. Idaho State %
 11-26 W 77-67 (+10) at Hawai'i %
 11-27 L 57-76 (-19) vs. #17 DePaul %
 12-2 L 59-71 (-12) MARQUETTE, 5283 (WPT)
 12-4 L 72-77 (-5) #11 NOTRE DAME, 5455
 12-8 L 65-68 (-3) SOUTH DAKOTA ST., 4670
 12-11 L 87-90^{OT} (-3) at Kansas
 12-14 W 72-57 (+15) at Milwaukee
 12-23 L 61-70 (-9) WESTERN ILLINOIS, 5151 (WPT)
 12-29 L 57-77 (-20) at #18 Purdue
 1-1 W 74-45 (+29) NORTHWESTERN, 5270
 1-5 L 67-73 (-6) at #15 Minnesota
 1-8 L 54-69 (-15) at Penn State (CSTV)
 1-12 L 63-69 (-6) #9 MICHIGAN STATE, 5032 (FSN)
 1-15 L 54-84 (-30) ILLINOIS, 9108 (FSN)
 1-19 L 59-68 (-9) IOWA, 4940 (Comcast)
 1-23 W 75-48 (+27) EAST. ILLINOIS, 4670 (WPT)
 1-26 L 46-73 (+27) at #7 Ohio State
 1-29 W 75-65 (+10) at Michigan (Comcast)
 2-2 L 64-71 (-7) INDIANA, 4840 (FSN)
 2-5 L 56-58 (-2) at Northwestern
 2-9 W 66-61 (+5) at Illinois
 2-12 L 47-53 (-6) at #15 Michigan State (ESPN2)
 2-16 W 66-56 (+10) PENN STATE, 5057 (FSN)
 2-19 W 67-61 (+6) #17 MINNESOTA, 14,697 (FSN)
 2-26 L 63-66 (-3) #12 PURDUE, 6284 (WPT)
 3-2 L 73-80 (-7) vs. Penn State@ (Comcast)

%—Hawai'i Tournament, Honolulu, Hawai'i
 @—Big Ten Tournament, Indianapolis

2006-07

Record: 23-13 (Home 17-3; Away 4-9; Neutral 2-1)

Big Ten Record-Finish: 7-9-5th

Head Coach: Lisa Stone

Total home attendance: 114,406/20=5,720 avg.

Big Ten home attendance: 63,567/8=7,946

11-10 W 91-58 (+33) at Air Force
 11-14 W 80-77 (+3) WESTERN MICHIGAN, 4482
 11-17 W 75-45 (+30) C. CONNECTICUT ST., 4808
 11-20 W 78-45 (+33) MILWAUKEE, 4729 (FSN)

11-24 W 56-53 (+3) vs. Kansas State %
 11-25 W 67-51 (+16) at UNLV %
 11-28 L 50-52 (-2) at UC Riverside
 12-1 W 88-37 (+51) SOUTHERN MISS, 4798
 12-3 W 68-41 (+27) KANSAS, 5252
 12-7 W 75-53 (+22) ILLINOIS-CHICAGO, 4523 (WPT)
 12-10 W 75-46 (+29) ALBANY, 5043
 12-13 L 66-70 (-4) at Green Bay
 12-15 W 86-66 (+20) HARVARD, 4994
 12-28 W 83-72 (+11) NORTHWESTERN, 6429 (FSN)
 12-31 L 46-56 (-10) at #21 Michigan State
 1-7 L 53-71 (-18) at Minnesota (FSN)
 1-11 W 62-59 (+3) at Michigan
 1-14 L 62-70 (-8) ILLINOIS, 8284 (MyTV-WPT)
 1-18 L 51-74 (-23) #5 OHIO STATE, 5155 (WPT)
 1-21 W 75-50 (+24) at Northwestern (Comcast-FSN)
 1-25 W 73-60 (+13) MICHIGAN, 4792 (WPT)
 1-28 W 70-57 (+13) MINNESOTA, 15269 (FSN)
 2-1 L 56-83 (-27) at Indiana
 2-4 L 61-70 (-9) at Penn State (CSTV)
 2-8 W 60-53 (+7) INDIANA, 4880 (FSN)
 2-11 W 84-73 (+11) IOWA, 5580 (My TV)
 2-15 L 57-83 (-26) at #4 Ohio State
 2-18 L 60-69 (-9) #16 PURDUE, 13178 (My TV)
 2-25 L 93-103 (-10) at Iowa
 3-1 W 81-59 (+22) at Michigan@
 3-2 L 79-82^{OT} (-3) at #15 Purdue@
 3-18 W 77-45 (+32) ARKANSAS STATE \$, 1699
 3-22 W 67-61 (+6) KENTUCKY \$, 2420
 3-25 W 84-78 (+6) VIRGINIA \$, 3149
 3-28 W 79-72 (+7) WEST. KENTUCKY \$, 4942
 3-31 L 56-72 (-16) at Wyoming % (FSN)

%—Lady Rebel Shootout, Las Vegas, Nev.
 @—Big Ten Tournament, Indianapolis
 \$—WNIT Tournament, Kohl Center
 %—WNIT Championship Game, Laramie, Wyo.

2007-08

Record: 16-14 (Home 10-6; Away 5-7; Neutral 1-1)

Big Ten Record-Finish: 9-9-7th

Head Coach: Lisa Stone

Total home attendance: 97245/16=6078 avg.

Big Ten home attendance: 6374/9=7085

11-9 W 82-62 (+20) at Cleveland State
 11-17 L 53-67 (-14) at Marquette
 11-20 L 66-67^{OT} (-1) WYOMING, 5671 (WPT)
 11-23 W 74-57 (+17) vs. Mississippi %
 11-30 L 60-84 (-24) at Virginia #
 12-2 W 85-69 (+16) IPFW, 5194
 12-4 W 79-59 (+20) MILWAUKEE, 5055 (WPT)
 12-9 W 74-60 (+14) AIR FORCE, 5150
 12-11 W 81-58 (+23) GREEN BAY, 5069 (BTN)
 12-14 W 66-62 (+4) S.D. STATE 5960 (WPT)
 12-28 L 48-65 (-17) at Purdue (BTN)
 12-30 L 54-64 (-10) at Illinois
 1-2 W 84-71 (+13) MICHIGAN STATE, 5477 (WPT)
 1-7 L 73-81 (-8) MINNESOTA, 5250 (BTN)
 1-13 L 74-78^{OT} (-4) at Iowa
 1-17 L 73-79^{OT} (-6) MICHIGAN, 5849 (WPT)
 1-20 L 74-79 (-5) at #16 Ohio State (BTN)
 1-24 W 79-52 (+27) PENN STATE, 5849 (WPT)
 1-27 W 75-45 (+30) NORTHWESTERN, 7744 (BTN)
 1-31 L 62-86 (-24) at Indiana
 2-3 W 77-59 (+18) at Penn State
 2-10 L 77-80 (-3) #19 OHIO STATE, 9746 (ESPN2)
 2-14 W 66-64 (+2) ILLINOIS, 5045 (WPT)
 2-18 W 79-65 (+14) at Northwestern (BTN)
 2-20 W 81-51 (+30) INDIANA, 5484 (WPT)
 2-23 W 59-57 (+2) at Minnesota (BTN)
 2-28 W 69-67 (+2) at Michigan (BTN)
 3-2 L 78-87 (-9) IOWA, 13,320 (WPT)
 3-6 L 58-73 (-15) vs. Illinois@ (BTN)
 3-22 L 54-60 (-6) VILLANOVA, 1382 \$

%–Pepperdine Tournament, Malibu, Calif.
 (Championship cancelled due to wild fires)
 #–Big Ten/ACC Challenge
 @–Big Ten Tournament, Indianapolis
 \$–WNIT Tournament, UW Field House

2008–09

Record: 19-15 (Home 12-5; Away 2-9; Neutral 5-1)
Big Ten Record-Finish: 6-12/7th
Head Coach: Lisa Stone
Total home attendance: 92,517/17 = 5,442
Big Ten home attendance: 60,714/9 = 6,746

11-17	L	44-64 (-20)	at South Dakota State
11-20	W	55-39 (+16)	DRAKE, 4,510
11-23	W	69-54 (+15)	CANISIUS, 4,878
11-27	W	47-45 (+2)	vs. Villanova %
11-28	W	65-61 (+4)	vs. UCF %
11-29	W	59-58 (+1)	vs. #6 Baylor %
12-2	W	71-69 ^{OT} (+2)	MILWAUKEE, 4,559 (BTN)
12-4	W	61-52 (+8)	VIRGINIA TECH #, 4,434
12-7	W	70-64 (+6)	NORTH. ILLINOIS, 4,825
12-10	W	59-47 (+12)	at Green Bay
12-13	W	67-48 (+19)	MARQUETTE, 5,773
12-22	L	63-73 (-10)	IOWA, 5,553
12-29	W	62-52 (+10)	MINNESOTA, 6,045 (BTN)
1-1	W	53-38 (+15)	at Illinois
1-4	L	46-49 (-3)	at Northwestern (BTN)
1-8	L	42-55 (-13)	#16 OHIO STATE, 4,475 (BTN)
1-11	W	58-54 (+4)	MICHIGAN, 7,857
1-15	L	61-64 (-3)	at Indiana
1-18	W	61-43 (+18)	ILLINOIS, 5,944 (BTN)
1-22	L	56-58 ^{OT} (-2)	at Penn State
1-25	L	50-59 (-9)	at Michigan State (BTN)
1-29	L	51-52 (-1)	PURDUE, 5,115
2-1	L	42-70 (-28)	at Michigan
2-8	L	49-66 (-17)	at Purdue
2-12	W	58-52 (+6)	PENN STATE, 5,297
2-16	L	61-67 ^{OT} (-6)	INDIANA, 5,771 (BTN)
2-19	L	65-72 (-7)	at Iowa
2-22	W	54-51 (+3)	MICHIGAN STATE, 14,657
2-26	L	53-75 (-18)	at #14 Ohio State
3-5	W	60-51 (+9)	vs. Northwestern@ (BTN)
3-6	W	56-50 (+6)	vs. Michigan State@ (BTN)
3-7	L	56-70 (-14)	vs. Purdue@ (BTN)
3-22	W	49-45 (+4)	KENTUCKY \$, 1,16
3-29	L	51-56 (-5)	ST. BONAVENTURE \$, 1,655

%–Paradise Jam, St. Thomas, Virgin Islands
 #–Big Ten/ACC Challenge
 @–Big Ten Tournament, Indianapolis
 \$–WNIT Tournament, Kohl Center

2009–10

Record: 21-11 (Home 9-5; Away 9-4; Neutral 3-2)
Big Ten Record-Finish: 10-8/3rd
Head Coach: Lisa Stone
Total home attendance:
Big Ten home attendance:

11-15	W	68-43 (+15)	NORTH DAKOTA
11-19	W	64-55 (+9)	at Milwaukee
11-22	W	70-68 (+2)	CLEVELAND STATE
11-24	L	58-60 (-2)	GREEN BAY (BTN)
11-27	W	75-51 (+24)	vs. Portland State %
11-28	W	58-57 (+1)	vs. Oregon %
11-29	W	57-44 (+13)	vs. Cal State Fullerton %
12-3	W	53-48 (+5)	at N.C. State #
12-6	L	55-70 (-15)	at #3 Ohio State (BTN)
12-11	W	56-49 (+7)	at Marquette
12-13	W	68-38 (+30)	SIU EDWARDSVILLE
12-15	W	62-46 (+16)	ROBERT MORRIS
12-28	W	62-54 (+8)	#16 MICHIGAN STATE

12-31	L	51-61 (-10)	at Iowa
1-3	L	52-53 (-1)	at Illinois
1-7	W	64-51 (+13)	PURDUE (BTN)
1-10	W	68-48 (+20)	MICHIGAN
1-14	W	48-45 (+3)	at #20 Michigan State
1-17	W	63-51 (+12)	ILLINOIS
1-21	L	43-54 (-11)	PENN STATE
1-28	W	55-47 (+8)	at Indiana
1-31	L	62-68 (-6)	NORTHWESTERN (BTN)
2-4	W	76-74 (+2) ^{2OT}	at Minnesota
2-7	L	56-58 (-2)	at Purdue
2-14	W	66-58 (+8)	INDIANA
2-18	L	78-83 (-5)	#7 OHIO STATE
2-21	W	73-61 (+12)	at Michigan
2-25	W	71-39 (+32)	at Penn State
2-28	L	60-68 (-8) ^{OT}	IOWA
3-5	W	73-51 (+22)	vs. Purdue@ (BTN)
3-6	L	73-82 (-9)	vs. #10 Ohio State@ (BTN)
3-21	L	55-64 (-9)	vs. Vermont\$

%–World Vision Invitational, Eugene, Ore.
 #–Big Ten/ACC Challenge
 @–Big Ten Tournament, Indianapolis
 \$–NCAA First Round, Notre Dame, Ind.

2010–11

Record: 16-15 (Home 9-6; Away 7-7; Neutral 0-2)
Big Ten Record-Finish: 10-6/T3rd
Head Coach: Lisa Stone
Total home attendance: 69,956/15= 4,664 avg.
Big Ten home attendance: 46,041/8=5,755 avg.

11-12	W	60-32 (+28)	at Saint Louis
11-14	W	65-38 (+27)	WILLIAM & MARY
11-18	L	43-69 (-26)	at Green Bay
11-21	L	86-93 (-7) ^{OT}	KANSAS # (BTN)
11-24	L	52-66 (-14)	MARQUETTE (BTN)
11-26	L	55-67 (-12)	vs. BYU
11-27	L	50-56 (-6)	at St. Mary's, Calif.
12-2	L	51-59 (-8)	#5 DUKE % (BTN)
12-5	L	42-50 (-8)	at Oklahoma St. #
12-9	W	60-49 (+11)	at Drake
12-12	W	68-53 (+15)	MILWAUKEE (BTN)
12-15	W	63-59 (+4) ^{OT}	at Wyoming
12-30	W	68-66 (+2)	at Purdue
1-2	W	77-62 (+15)	PENN STATE
1-6	L	43-62 (-19)	at #11 Michigan State
1-9	W	47-42 (+5)	MINNESOTA (BTN)
1-13	W	60-46 (+14)	PURDUE (BTN)
1-16	L	59-75 (-16)	at Michigan
1-20	W	71-63 (+8)	at Minnesota (BTN)
1-23	W	60-47 (+13)	ILLINOIS (BTN)
1-30	W	62-50 (+12)	at Northwestern
2-3	L	70-73 (-3) ^{OT}	#11 MICHIGAN STATE
2-6	W	75-49 (+26)	at Indiana
2-10	W	62-41 (+21)	NORTHWESTERN
2-16	L	44-59 (-15)	at Iowa
2-19	L	66-68 (-2)	MICHIGAN (BTN)
2-23	W	65-57 (+8)	INDIANA
2-27	L	47-80 (-33)	at Ohio State (BTN)
3-3	L	56-63 (-7)	vs. Illinois@ (BTN)
3-16	W	68-48 (+20)	BUTLER *
3-20	L	59-62 (-3)	ILLINOIS STATE *

Big Ten/Big 12 Challenge
 % ACC/Big Ten Challenge
 @ Big Ten Tournament, Indianapolis
 *WNIT, Madison, Wis.

2011–12

Record 9-20 (Home 5-9; Away 3-10; Neutral 1-1)
Big Ten Record-Finish: 5-11/T9th
Head Coach: Bobbie Kelsey
Total home attendance: 67,846/14 = 4,846 avg.
Big Ten home attendance: 33080/8 = 4.135 avg.

11-11	W	68-51 (+17)	at Milwaukee
11-13	L	63-80 (-17)	ORAL ROBERTS
11-15	L	52-54 (-2)	at Marquette
11-18	L	51-69 (-18)	WASHINGTON STATE
11-23	L	59-77 (-18)	at BYU
11-25	W	71-61 (+10)	vs. Montana State*
11-26	L	48-58 (-10)	vs. Colorado*
11-30	W	58-50 (+8)	BOSTON COLLEGE%
12-5	W	48-46 (+2)	SAINT LOUIS
12-8	L	44-73 (-29)	at Kansas#
12-11	L	54-65 (-9)	DRAKE
12-23	L	49-65 (-16)	#18/14 GREEN BAY
12-30	L	61-77 (-16)	#9/12 OHIO STATE
1-2	L	49-82 (-33)	#16/17 PENN STATE
1-5	L	52-63 (-11)	at #18/22 Purdue
1-8	W	70-67 (+3)	at Illinois
1-12	L	69-75 (-6)	#15/23 NEBRASKA
1-19	L	57-69 (-12)	at Iowa
1-22	W	75-55 (+20)	NORTHWESTERN
1-26	W	78-72 (+6)	at Minnesota
1-30	W	66-60 (+6)	MICHIGAN
2-2	L	79-85 (-6) ^{OT}	IOWA
2-6	L	58-72 (-14)	at #10/11 Ohio State
2-9	L	54-69 (-15)	at #18/21 Penn State
2-16	L	46-62 (-16)	MICHIGAN STATE
2-19	L	59-68 (-9)	at #16/21 Nebraska
2-23	L	60-62 (-2)	at Indiana
2-26	W	72-60 (+12)	ILLINOIS
3-1	L	49-81 (-32)	vs. Minnesota @ (BTN)

*Colorado Omni Classic
 # Big Ten/Big 12 Challenge
 % ACC/Big Ten Challenge
 @ Big Ten Tournament, Indianapolis

2012–13

Record: 12-19 (Home 9-6, Away 1-12, Neutral 2-1)
Big Ten Record-Finish: 3-13/11th
Head Coach: Bobbie Kelsey
Total home attendance: 60,822/15 = 4,055
Big Ten home attendance: 36,474/8 = 4,559

11-11	W	74-56 (+18)	MILWAUKEE, 3619
11-16	L	53-62 (-9)	at Gonzaga
11-18	W	52-44 (+8)	at Washington State
11-21	L	55-60 (-5)	WASHINGTON, 3425
11-25	W	73-55 (-18)	EVANSVILLE, 3482
11-28	L	38-47 (-9)	at Virginia Tech %
12-01	W	69-50 (+19)	ALABAMA, 3511
12-05	W	71-68 (+3)	MARQUETTE, 3308
12-10	W	82-73 ^{OT} (+9)	FLORIDA ATLANTIC, 3110 (BTN)
12-15	W	76-47 (+18)	EASTERN ILLINOIS, 3893 #
12-23	L	38-53 (-15)	at Green Bay
12-28	W	83-54 (+29)	vs Delaware State *
12-29	L	44-67 (-23)	at Miami *
01-02	L	52-70 (-18)	at #25 Nebraska
01-06	L	55-60 (-5)	MINNESOTA, 4350
01-10	L	56-65 (-9)	IOWA, 3495 (BTN)
01-13	L	43-54 (-11)	at Michigan (BTN)
01-17	L	40-84 (-44)	at #8 Penn State
01-20	W	68-49 (+19)	OHIO STATE, 4461
01-24	L	60-71 (-11)	at Iowa
01-31	W	63-61 (+2)	#7 PENN STATE, 3602
02-03	L	56-64 (-8)	ILLINOIS, 7614
02-07	L	59-65 ^{2OT} (-6)	at Ohio State
02-10	W	65-53 (+12)	INDIANA, 4721

02-14 L 48-58 (-10) #18 PURDUE, 4008
 02-18 L 53-60 (-7) at Illinois (BTN)
 02-23 L 52-54 (-2) at Northwestern (BTN)
 02-28 L 53-55 (-2) #20 NEBRASKA, 4223
 03-03 L 48-54 (-6) at Michigan State (BTN)
 03-07 W 58-57 (+1) vs Illinois @ (BTN)
 03-08 L 62-74 (-12) vs Purdue @ (BTN)

% ACC/Big Ten Challenge

Played in the UW Field House

*Miami Holiday Invitational

@ Big Ten Tournament, Hoffman Estates, Ill.

2013-14

Record: 10-19 (Home 6-8, Away 3-10, Neutral 1-1)

Big Ten Record-Finish: 3-13/11th

Head Coach: Bobbie Kelsey

Total home attendance: 58,739/14 = 4,196

Big Ten home attendance: 36,943/8 = 4,618

11/10 W 66-41 (+25) DRAKE, 3361
 11/14 W 85-60 (+25) at Milwaukee
 11/17 W 71-51 (+30) NORTHERN ILLINOIS, 3689
 11/21 L 62-70 (-8) at Alabama
 11/29 W 77-72 (+5) vs. Mercer *
 11/30 L 69-81 (-12) at Vanderbilt *
 12/5 W 74-59 (+15) BOSTON COLLEGE, 3028 %
 12/7 W 62-60 (+2) at Marquette
 12/10 L 55-70 (-15) #23 GONZAGA, 3043
 12/13 L 67-80 (-13) at Washington (Pac-12)
 12/21 L 56-58 (-2) ILLINOIS-CHICAGO, 3744 #
 12/30 W 65-61^{OT} (+4) GREEN BAY, 4931
 1/3 W 76-64^{OT} (+12) at Illinois (BTN)
 1/9 L 62-70 (-8) at Michigan

1/12 L 65-82 (-17) IOWA, 5245
 1/15 W 65-60 (+5) INDIANA, 3217
 1/18 L 58-74 (-16) at Northwestern
 1/23 L 53-64 (-11) at Minnesota (BTN)
 1/26 L 44-60 (-16) MICHIGAN, 7406
 1/30 L 67-71 (-4) at Michigan State
 2/2 W 82-72 (+10) OHIO STATE, 6070
 2/5 L 70-71^{OT} (-1) #22 NEBRASKA, 3307
 2/8 L 69-76 (-7) at Indiana (BTN)
 2/12 L 50-63 (-13) MINNESOTA, 3659
 2/16 L 68-78 (-10) at #11 Penn State (ESPN2)
 2/20 L 66-76 (-10) #23 MICHIGAN STATE (BTN)
 2/23 L 54-72 (-18) at #21 Purdue (BTN)
 3/2 L 73-77 (-4) NORTHWESTERN, 4191
 3/6 L 68-74 (-6) vs. Minnesota (BTN)@

% ACC/Big Ten Challenge

Played in the UW Field House

*Vanderbilt Thanksgiving Tournament, Nashville, Tenn.

@ Big Ten Tournament, Indianapolis

2014-15

Record: 9-20 (Home 5-8, Away 4-9, Neutral 0-3)

Big Ten Record-Finish: 5-13/11th

Head Coach: Bobbie Kelsey

Total home attendance: 53,637/13 = 4,126

Big Ten home attendance: 40,342/9 = 4,482

11/16 W 71-60 (+11) ILL. STATE 3239
 11/20 L 58-67 (-11) VANDERBILT 3168
 11/23 L 77-89 (-12) Drake
 11/27 L 44-67 (-23) South Carolina *
 11/28 L 43-61 (-18) East Carolina *
 12/4 L 54-66 (-12) Miami %

12/6 W 89-64 (+25) MARQUETTE 3412
 12/10 W 51-48 (+3) Florida
 12/13 L 43-53 (-10) Green Bay
 12/20 W 70-52 (+18) ORAL ROBERTS 3476 #
 12/28 W 63-53 (+10) MICHIGAN 3528
 1/1 L 46-68 (-22) Northwestern
 1/4 L 60-72 (-12) MINNESOTA 3814
 1/6 W 65-46 (+19) PENN STATE 2822
 1/11 L 52-69 (-17) Indiana
 1/15 W 65-56 (+9) Purdue
 1/18 L 63-73 (+10) RUTGERS 4114
 1/22 L 72-89 (-17) NEBRASKA 3023
 1/25 L 71-77 (-6) Michigan State
 1/29 L 73-85 (-12) OHIO STATE 3296
 2/1 W 62-73 (+11) Illinois
 2/8 L 75-87 (+12) IOWA 11428
 2/11 L 82-93 (-11) Minnesota
 2/15 L 63-70 (-7) Nebraska
 2/19 L 70-81 (-11) MARYLAND 3026
 2/22 L 83-86 (-3) NORTHWESTERN
 2/26 L 74-78 (-4) Iowa
 3/1 W 56-62 (+6) Penn State
 3/4 L 56-58^{OT} (-2) Purdue @

% ACC/Big Ten Challenge

Played in the UW Field House

*Junkanoo Jam, Bahamas

@ Big Ten Tournament, Indianapolis

Home games are indicated in capital letters

(TV) games

MSC—Midwest Sports Channel; FSN—Fox Sports North; WP—Wisconsin Public Television; BTN—Big Ten Network; MyTV—My Madison TV; ESPN2; Pac-12—Pac-12 Networks



Dates in Badger History

• **Dec. 6, 1974**—The Badgers open intercollegiate play at the Big Ten Invitational in Iowa City, Iowa. Wisconsin downs Minnesota 55-45.

• **Feb. 6-7, 1976**—Wisconsin goes 0-3 in the first Big Ten Tournament in Champaign, Ill.

• **March 3-5, 1977**—UW competes in the WWIAC tournament in Stevens Point, Wis., going 0-2.

• **Jan. 17, 1978**—Wisconsin scores 100 points in a game for the first time, defeating Northern Illinois 100-42.

• **March 9-11, 1978**—The Badgers make their first post-season appearance, competing at the MAIAW Regional in East Lansing, Mich. UW goes to 2-1.

• **Jan. 20, 1979**—Wisconsin plays its first overtime game, downing Purdue 82-75 in the UW Field House.

• **March 2-3, 1979**—UW competes in its final WWIAC Championship, going 2-1 and finishing second to UW-La Crosse.

• **March 21 & 23, 1982**—Wisconsin qualified for the AIAW National Championships in Austin, Texas. The Badgers go 1-1.

• **Dec. 5, 1982**—The Badgers score a school record 123 points in a victory over Bradley (123-79).

• **Dec. 20, 1982**—UW plays its first double overtime game, losing at Long Beach State, 66-62.

• **Jan. 7, 1983**—The Badgers officially open Big Ten play with a 58-55 win at Purdue.

• **Feb. 10, 1985**—Polls are conducted for the first time in 1984-85 with the Badgers playing their first ranked team, falling to No. 8 Ohio State 62-48.

• **Feb. 27, 1989**—UW defeats its first ranked team, upsetting No. 11 Purdue, 81-67, in the UW Field House.

• **Feb. 7, 1992**—Wisconsin downs its first top-five ranked opponent, upsetting No. 5 Iowa 74-58 in the UW Field House.

• **March 18, 1992**—The Badgers qualify for their first NCAA tournament, losing in the first round to Montana, 85-74, in the UW Field House.

• **Feb. 12, 1995**—UW sells out the Field House for the first time, falling to Michigan State 78-62 in front of 11,500 fans. The Badgers will also sell out the facility twice in 1996.



The Badgers won the 2000 WNIT Championship with a 75-74 win over Florida in the Kohl Center.

• **March 4, 1995**—The first Big Ten Tournament is held in Indianapolis with UW falling to Michigan State, 87-79, in the quarterfinals.

• **March 16, 1995**—The Badgers win their first NCAA tournament game, upsetting No. 23 Kansas 73-72 in the first round. Wisconsin falls two days later in the second round to No. 5 Texas Tech, 88-65.

• **March 15, 1996**—UW competes in the NCAA tournament for the second straight season, defeating Oregon 74-60 in the first round before losing to No. 12 Vanderbilt, 96-82, two days later.

• **March 14, 1998**—Wisconsin makes its fourth NCAA tournament appearance, losing to Virginia Tech 75-64 in the first round.

• **March 23, 1999**—The Badgers advance to the championship game of the WNIT, losing at Arkansas 67-64.

• **March 29, 2000**—UW wins the WNIT in the Kohl Center, downing Florida 75-74 in the championship game.

• **March 16, 2001**—Wisconsin returns to the NCAA tournament after a two-year absence, falling to Missouri in the opening round, 71-68.

• **Jan. 20, 2002**—Selling out the Kohl Center for the first time ever, the Badgers lose to Minnesota 92-85 in front of 17,142 fans.

• **March 16, 2002**—The Badgers compete in their sixth NCAA tournament, falling to Arizona State, 73-70 in the first round.

• **March 31, 2007**—UW competes in its third WNIT Championship, falling in the title game at Wyoming 72-56.

• **March 22, 2008**—Wisconsin competes in its fourth WNIT, losing in the first round to Villanova, 60-54.

• **Nov. 29, 2008**—The Badgers win the Paradise Jam in the Virgin Islands, upsetting No. 6 Baylor 59-58 in the championship game.

• **March 29, 2009**—UW plays in its third-straight WNIT, losing in the second round to St. Bonaventure, 56-51.

• **March 21, 2010**—Wisconsin returns to the NCAA tournament after a seven-year absence, losing in the first round to Vermont 64-55.

• **March 20, 2011**—The Badgers advance to the second round of the WNIT, losing to Illinois State 62-59.

• **March 20, 2011**—The Badgers advance to the second round of the WNIT, losing to Illinois State 62-59.

Letterwinners

—A—

Katy Aagaard (Edina, Minn.): 2001–02
 Andrea Adams (Milwaukee, Wis.): 1981–85
 Debbie Ambruso (Kenosha, Wis.): 1979–81
 Stacy Amend (Madison, Wis.): 1975–76
 Jolene Anderson (Port Wing, Wis.): 2004–08
 Keisha Anderson (Racine, Wis.): 1994–97
 Emily Ashbaugh (Woodinville, Wash.): 2000–04
 Akiya Alexander (Evanston, Ill.): 2004–05

—B—

Kjersten Bakke (DeForest, Wis.): 2002–06
 Janese Banks (Indianapolis, Ind.): 2004–08
 Amy Bauer (Durand, Wis.): 1988–90
Nicole Bauman (New Berlin, Wis.): 2013-15
 Kim Bertagnoli (Madison, Wis.): 1974–75
 Krista Bird (Owatonna, Minn.): 1997–01
 Kyle Black (Indianapolis, Ind.): 1998–02
 Tasha Bolton (Milwaukee, Wis.): 1974–75
 Lisa Bonnell (Merrill, Wis.): 1984–88
 Jean Bormett (Madison, Wis.): 1974–76
 Tanisha Boston (Milwaukee, Wis.): 1995–99
 Heather Bostrom (Rochester, Mich.): 1988–93
 Nikki Boucher (Oregon, Wis.): 1986–88
 Michele Bourne (Hillside, N.J.): 1989–90
 Erin Broome (Beaver Dam, Wis.): 1992–93
 AnnMarie Brown (St. Peter, Minn.): 2011-15
 Aly Bucierka (Verona, Wis.): 2010
 Bev Buhr (Marion, Wis.): 1974–75
 Michele Burkholder (Janesville, Wis.): 1994–97

—C—

Martha Calden (Madison, Wis.): 1974–77
 (missed 1975–76)
 Kelley Camp (West Haven, Conn.): 1977–79
 Karie Cattanaach (Markesan, Wis.): 1993–97
 Sally Christenson (Larsen, Wis.): 1974–75
 Mary Chernelich (Milwaukee, Wis.): 1982–84
Tessa Cichy (Somerset, Wis.): 2013-15
 Mynette Clark (Racine, Wis.): 1988–92
 Christine Cleary (Oconomowoc, Wis.): 1995–99
 Kristi Condon (Brodhead, Wis.): 1974–76
 Anya Covington (Edwardsville, Ill.): 2009–12
 Annie Crangle (Piedmont, Calif.): 2006–08

—D—

Rae Lin D'Alie (Waterford, Wis.): 2007–10
 Jade Davis (Lone Tree, Colo.): 2009–12
 Julia Delaney (Stratford, Wis.): 1986–87
 Kesa Dillon (Oakland, Calif.): 1992–95
 Margaret Drexler (Appleton, Wis.): 1986–87
 Sheila Driver (Racine, Wis.): 1983–86
 Mariah Dunham (Watertown, Wis.): 2006–08

—E—

Judy Ebeling (Bloomington, Minn.): 1998–01
 Gina Edmonds (West Nyack, N.Y.): 1987–91
 Ericka Engen (McFarland, Wis.): 2006–07
 Kandace Evans (Southfield, Mich.): 2003–04

—F—

Nancy Fahey (Belleville, Wis.): 1977–81
 Lizbeth Finchem (Kalamazoo, Mich.): 1981–82
 Michelle Fischer (Flint, Mich.): 1983–87
 Lynne Fitzgerald (Boscobel, Wis.): 1986–87
 Barb Franke (Cedar Falls, Iowa): 1991–96
 (missed 1992–93)
 Kay Fredrickson (Durand, Wis.): 1987–91
 Kim Fredrickson (Durand, Wis.): 1987–91

—G—

Teah Gant (Oswego, Ill.): 2007–08–09–10
 Kathy Galligan (Madison, Wis.): 1975–76
 Ebba Gebisa (W. Lafayette, Ind.): 2001–05
 Lello Gebisa (W. Lafayette, Ind.): 2002–04
 Caitlin Gibson (Jefferson, Wis.): 2006–09
 Margaret Gilmartin (Chicago, Ill.): 2003–04
 Lacia Gorman (Fort Wayne, Ind.): 2012
 Linda Gough (Elgin, Ill.): 1977–81
 Maike Grossman (Hamburg, West Germany): 1985–86
 Jacki Gulczynski (Carol Stream, Ill.): 2012–15

—H—

Verdell Hale (Queens, N.Y.): 1985–88
 Ann Hall (Brownsville, Wis.): 1978–80
 Kris Hallisy (Antigo, Wis.): 1979–83
 Jenna Hartwig (Janesville, Wis.): 1993–98
 (missed 1994–95)
 DeLinda Hastie (Washington, D.C.): 1985–88
 Leah Hefte (McFarland, Wis.): 1999–2003
 Brittany Heins (Postville, Iowa): 2006–08
 Heather Henkel (Racine, Wis.): 1993–94
 Phyllis Hogans (Milwaukee, Wis.): 1977–79
 Maureen Holloway (Wauwatosa, Wis.): 1975–76
 Camilla Hudson (Aurora, Ill.): 1983–84
 Janet Huff (Milwaukee, Wis.): 1980–84
 Theresa Huff (Milwaukee, Wis.): 1979–83
 April Hunt (New Haven, Conn.): 1977–78

—I—

Sarah Ingison (Roseville, Minn.): 2007–08

—J—

Leslie Jauch (Baraboo, Wis.): 2001–02
 Sarah Jirovec (Stevens Point, Wis.): 1998–02
 Carol Jones (Chicago, Ill.): 1979–81
 Becky Johnson (Madison, Wis.): 1974–77
 Faith Johnson (Minneapolis, Minn.): 1980–85
 (missed 1983–84)

Janetta Johnson (Ann Arbor, Mich.): 1988–89
Malayna Johnson (Bellwood, Ill.): 2014-15
Michala Johnson (Bellwood, Ill.): 2014-15
 Sharon Johnson (Memphis, Tenn.): 1991–95
 Ashley Josephson (Onalaska, Wis.): 2002–06

—K—

Kari Kaiser (Dickeyville, Wis.): 1996–97
 Kathy Kamrath (Hartland, Wis.): 1987–88
 Alyssa Karel (St. Paul, Minn.): 2007–11
 Kerry Karst (Lincoln, Neb.): 1978–79
 Katie Kennedy (Waunakee, Wis.): 1993–94
 Ann Klapperich (Fond du Lac, Wis.): 1994–98
 Rachel Klongland (Sun Prairie, Wis.): 1997–01
 Missy Konieczny (Portage, Wis.): 1996–00
 Michele Kozelka (Prairie du Chien, Wis.): 1988–92
 Lori Kroening (Wausau, Wis.): 1980–81
 Daria Kryuchkova (Moscow, Russia): 2012-14
 Jody Kurilla (Rhineland, Wis.): 1980–81

—L—

Amber Landrigan (Bridgeport, Neb.): 1989–93
 (missed 1991–92)
 Lisa Lawrence (Milwaukee, Wis.): 1987–91
 Anne Lederer (Waukesha, Wis.): 1983–84
 Rebecca Leet (Oostburg, Wis.): 1990–93
 Kelly Leinfelder (Edina, Minn.): 1985–87
 Jessica Liegel (Plain, Wis.): 2000–03
 Lorraine Lorenzen (Hartland, Wis.): 1977–80
 Michelle Lowman (New Haven, Conn.): 1978–83
 (missed 1979–80)

—M—

Shannon Malone (Flower Mound, Texas): 2013-15
 Kim Martin (Demarest, N.J.): 1992–93
 Ellen Mason (Glendale, Wis.): 1974–77
 Liz McLean (Hartford, Wis.): 1978–80
Cayla McMorris (Brooklyn Park, Minn.): 2014
 Carmella McMullen (Cleveland, Ohio): 1984–85
 Ivana Mijalcevic (Ripanj, Serbia): 2006–08
 Marsha Millhouse (Washington, D.C.): 1984–86
 Pam Moore (Madison, Wis.): 1977–78
 Tamara Moore (Minneapolis, Minn.): 1998–02

—N—

Emily Neal (Minneapolis): 2010-11
 Annie Nelson (Hudson, Wis.): 2002–06
 Shawna Nicols (Milwaukee, Wis.): 2001–03

—O—

Catie O'Leary (Janesville, Wis.): 2010
 Karen O'Malley (Madison, Wis.): 1985–88
 Dee Dee Oestreich (Madison, Wis.): 1987–88
 Erin Olson (Waukesha, Wis.): 2002–04

—P—

Morgan Paige (Marion, Iowa): 2010-14
Teena Parduhn (Madison, Wis.): 1975-76
Dee Dee Pate (Milwaukee, Wis.): 1996-00
Kelley Paulus (La Crosse, Wis.): 1996-00
Vicki Prince (Flint, Mich.): 1984-87
Chris Pruitt (Chicago, Ill.): 1981-85
Joan Purcell (Madison, Wis.): 1974-77

—R—

Dolly Rademaker (Thorpe, Wis.): 1990-94
Jenny Rhodes (Milwaukee, Wis.): 1994-98
Stephanie Rich (Crawfordsville, Iowa):
2001-05
Emily Richter (Monona Grove, Wis.): 1996-98
Stacy Riemer (Chilton, Wis.): 1993-97
Cassie Rochel (Lakeville, Minn.): 2010-14
Vivian Rorer (Peoria, Ill.): 1980-82
Carol Ross (East Troy, Wis.): 1975-76
Shelly Rucinski (Dousman, Wis.): 1986-90
Jennifer Rudigor (Winnetka, Ill.): 1975-76
Jamie Russell (Rock Falls, Ill.): 2009-10

—S—

Anne Saeman (Madison, Wis.): 1976-79
Erin Schmidt (Lodi, Wis.): 1999-00
Carol Scott (Madison, Wis.): 1976-78
Megan Scott (Platteville, Wis.): 1983-84
Jennifer Scotten (Vancouver, B.C., Canada):
1988-90

Kristi Seeger (Stoughton, Wis.): 1999-2003
Peggy Shreve (Monroe, Wis.): 1989-93
LaTonya Sims (Racine, Wis.): 1997-01
Linda Sielaff (Milwaukee, Wis.): 1981-82
Abby Simmons (Verona, Wis.): 2001-04
Jane Skarr (Hales Corners, Wis.): 1983-84
Sandy Skubal (Madison, Wis.): 1974-75
Cindy Slovak (Chicago, Ill.): 1982-86
Candas Smith (Madison, Wis.): 1999-02
Carolyn Smith (Eau Claire, Wis.): 1977-78
Lindsay Smith (DeWitt, Iowa): 2012
Nina Smith (Waterloo, Iowa): 1999-01
Christine Spencer (Traverse City, Mich.):
2005-07
Tara Steinbauer (Bloomington, Minn.): 2008-11
Tiera Stephen (Dayton, Ohio): 2010-13
Helen Stoffel (Racine, Wis.): 1986-87
Jessie Stomski (Oakdale, Minn.): 1998-02
Linda Stuessy (Brooklyn, Wis.): 1982-84
Kelly Supernaw (Delavan, Wis.): 2012

—T—

Teresa Theder (Watertown, Wis.): 1981-85
Ashley Thomas (Glenview, Ill.): 2009-12
Robin Threath (Cedar Rapids, Iowa): 1988-93
Sue Tringali (Manitowoc, Wis.): 1975-76
Alana Trotter (Racine, Wis.): 2009-10
Carly Truesdale (San Antonio, Texas): 2013-14

—V—

Katie Voigt (Woodruff, Wis.): 1993-98, (missed
1996-97)
Ginny Vorwald (Bloomington, Wis.): 1976-80
Kari Voss (Madison, Wis.): 1996-97

—W—

Jen Waterman (Wisconsin Dells, Wis.):
1989-93
Danielle Ward (Milwaukee, Wis.): 2004-08
Shari' Welton (Calumet City, Ill.): 2004-06
Jenni Westphal (Marquette, Wis.): 1994-95
Dot Whalen (Madison, Wis.): 1976-80
Dakota Whyte (Ajax, Ontario): 2013-15
Amy Wiersma (Randolph, Wis.): 1995-99
Camille Williams (Waterloo, Iowa): 1991-95
Jordan Wilson (Naperville, Ill.): 2002-06
Tracy Winkler (Chilton, Wis.): 1992-95
Taylor Wurtz (Brandon, Wis.): 2010-14 (missed
2012-13)

—Y—


Inga Young (Alexandria, Va.): 1984-87

—Z—

Lin Zastrow (Jefferson, Wis.): 2008-11
Cathy Zorr (Oshkosh, Wis.): 1977-79
Anne Zuehlke (Sturgeon Bay, Wis.): 1976-79

All-Time Letterwinners By State and Country

California—2	Ohio—2
Colorado—1	Tennessee—1
Connecticut—3	Texas—2
Illinois—18	Virginia—1
Indiana—6	Washington—1
Iowa—8	Washington, D.C.—2
Michigan—6	Wisconsin—117
Minnesota—14	Canada—2
Nebraska—2	Germany—1
New Jersey—2	Russia—1
New York—2	Serbia—1



Huff's Number Is Retired

21 Theresa Huff, who played at Wisconsin from 1979-83, is the only UW women's basketball player to have her jersey retired. The 5-11 forward was the school's all-time leading scorer and rebounder, completing her career with 1,879 points and 1,201 rebounds.

A Milwaukee native, Huff's career spanned the transition period from AIAW to NCAA governance. She led Wisconsin to its first post-season appearance, reaching the quarterfinals of the 1982 AIAW National Championship. She was a member of the first official Big Ten Conference team in 1981-82. Huff distinguished herself as Wisconsin's first women's professional basketball player and was also the first female American chosen to play professionally in Spain in 1983-84. She was inducted into the University of Wisconsin Athletics Hall of Fame in 1998.

Huff's scoring record has been broken three times (Robin Threath, 1,901 points in 1993; Barb Franke, 1,994 points in 1996; and Jolene Anderson, 2,217 points in 2008), but no one has ever reached Huff's incredible 1,201 rebounding mark.

LetterwinnersByNumber

00	Shannon Malone (2013-15) Jade Davis (2009-12)	13	Teah Gant (2007-10) Verdell Hale (1985-88) Tasha Bolton (1974-75) Erin Schmidt (1999-00)	24	Malayna Johnson (2014-15) Tiera Stephen (2010-13) Dee Dee Pate (1996-00) Jenni Westphal (1994-95) Kay Fredrickson (1987-91) Helen Stoffel (1986-87) Cindy Slovak (1982-86) Maureen Holloway (1975-76)	40	Anya Covington (2009-12) Shawna Nicols (2001-03) Jennah Hartwig (1993-98) Sue Tringali (1975-76)
1	Kelly Supernaw (2012) Jamie Russell (2009-10) Candas Smith (199-02)	14	Mariah Dunham (2007-09) Ashley Josephson (2002-06) Kelley Paulus (1996-00) Sheila Driver (1983-86) Linda Sielaff (1981-82) Jody Kurilla (1980-81) Kelly Camp (1977-79) Jean Bormett (1974-76)	25	Michala Johnson (2013-14) Annie Crangle (2006-08) Ebba Gebisa (2001-05) LaTonya Sims (1997-01) Shelly Rucinski (1986-90) Carmella McMullen (1984-85) Teena Parduhn (1975-76)	41	Jolene Anderson (2004-08) Jessie Stomski (1998-02) Amy Bauer (1988-91)
2	Taylor Wurtz (2010-14) Ericka Engen (2006-07) Shari' Welton (2004-06) Jessica Liegel (2000-03)	15	Alana Trotter (2009-10) Katy Aagaard (2001-02) Emily Richter (1996-98) Jennifer Scotten (1988-90) Faith Johnson (1980-85) Liz McLean (1978-80)	30	Carly Truesdale (2013-14) Alyssa Karel (2008-11) Tamara Moore (1998-02) Kim Fredrickson (1987-91) Margaret Drexler (1986-87) Ann Hall (1978-79) Kim Bertagnoli (1974-75)	42	Margaret Gilmartin (2003-04) Leslie Jauch (2001-02) Jenny Rhodes (1994-98) Jen Waterman (1989-93) Lisa Bonnell (1984-88)
3	AnnMarie Brown (2011-14) Emily Neal (2009-10) Akiya Alexander (2004-05) Rachel Klongland (1997-01) Kesa Dillon (1992-95) Chris Pruitt (1981-85) Janet Huff (1980-81) Carol Scott (1976-78)	20	Lacia Gorman (2011-12) Aly Bucierka (2010) Lello Gebisa (2002-04) Peggy Shreve (1989-93) DeLinda Hastie (1985-88) Anne Lederer (1983-84) Lizbeth Finchem (1981-82) Nancy Fahey (1977-81) Stacy Amend (1975-76)	31	Katie Voigt (1993-98) Mary Chnelich (1982-84) Debbie Ambruso (1979-81) Cathy Zorr (1977-79)	43	Cassie Rochel (2010-13) Kristi Seeger (1999-03) Michele Burkholder (1994-98)
4	Nicole Bauman (2013-15) Tara Steinbauer (2008-11) Erin Olson (2002-04) Vicki Prince (1984-87) Phyllis Hogans (1977-79) Ellen Mason (1974-77)	21*	Theresa Huff (1978-83) Anne Saeman (1976-78)	32	Kyle Black (1998-02) Christine Cleary (1995-99) Sharon Johnson (1991-95) Kathy Kamrath (1987-88) Andrea Adams (1981-85) Ann Hall (1979-80) Carolyn Smith (1999-02) Kristi Condon (1975-76)	44	Danielle Ward (2004-08) Emily Ashbaugh (2000-04) Barb Franke (1991-96) Janetta Johnson (1988-89) Jane Skarr (1983-85)
5	Morgan Paige (2010-14) Sarah Ingison (2007-08) Stacy Riemer (1993-97) Lorraine Lorenzen (1977-80)	22	Tessa Cichy (2013-15) Catie O'Leary (2009-10) Christine Spencer (2005-07) Kandace Evans (2003-04) Leah Hefte (1992-03) Ann Klapperich (1994-98) Dolly Rademaker (1990-94) Mynette Clark (1988-92) Maike Grossman (1985-86) Megan Scott (1983-84) Vivian Rorer (1980-82) Anne Zuelke (1976-79) Becky Johnson (1975-77) Sandi Skubal (1974-75)	33	Lin Zastrow (2008-11) Tanisha Boston (1995-99) Camille Williams (1991-95) Gina Edmonds (1987-91) Inga Young (1983-87) Michelle Lowman (1978-83) April Hunt (1977-79) Carol Ross (1975-76)	45	Brittany Heins (2006-08) Krista Bird (1988-01) Jennifer Rudiger (1975-76)
10	Dakota Whyte (2013-15) Janese Banks (2004-08) Keisha Anderson (1994-97) Heather Bostrom (1988-93) Lynne Fitzgerald (1986-87) Janet Huff (1979-83) Lori Kroening (1980-81) Ginny Vorwald (1976-80) Marty Calden (1974-77)	23	Cayla McMorris (2015) Daria Kryuchkova (2012-14) Ashley Thomas (2009-12) Jordan Wilson (2002-06) Katie Kennedy (1993-94) Kim Martin (1992-93) Michele Bourne (1989-90) Nikki Boucher (1986-88) Kris Hallisy (1979-83)	34	Jada Buggs (2010-11) Annie Nelson (2002-06) Karie Cattnach (1993-97) Lisa Lawrence (1987-91) Theresa Theder (1981-85) Linda Gough (1977-81)	50	Caitlin Gibson (2005-09) Tracy Winkler (1992-96) Marsha Millhouse (1984-86)
11	Rae Lin D'Alie (2007-10) Stephanie Rich (2001-05) Judy Ebeling (1998-01) Robin Threatt (1988-93) Kari Voss (1996-97) Karen O'Malley (1985-88) Kerry Karst (1978-79) Pam Moore (1977-78) Joan Purcell (1974-77)			35	Jacki Gulczynski (2011-14) Kjersten Bakke (2002-06) Christine Cleary (1995-99) Michelle Fischer (1983-87) Kathy Galligan (1975-76)	51	Heather Henkel (1993-94) Amber Landrigan (1990-93)
12	Lindsay Smith (2011-12) Ivana Mijalcevic (2006-08) Abby Simmons (2001-04) Dolly Rademaker (1990-94) Julia Delaney (1986-87) Carol Jones (1980-81) Dot Whalen (1976-80)					52	Sarah Jirovec (1998-02)
						53	Linda Stuessy (1982-84)
						54	Missy Konieczny (1996-00) Michele Kozelka (1988-92) Kelly Leinfelder (1985-87)
						55	Nina Smith (1999-01) Amy Wiersma (1995-99) Rebecca Leet (1990-93) Camilla Hudson (1982-87)

* No. 21 is the only UW women's basketball number that has been retired. (Theresa Huff)

LetterwinnersByState/Country

California (2)

Annie Crangle
Kesa Dillon

Colorado (1)

Jade Davis

Connecticut (3)

Kelley Camp
April Hunt
Michelle Lowman

Illinois (18)

Akiya Alexander
Anyia Covington
Teah Gant
Margaret Gilmartin
Linda Gough
Jacki Gulczynski
Camilla Hudson
Malayna Johnson
Michala Johnson
Carol Jones
Chris Pruitt
Vivian Rorer
Jennifer Rudigor
Jamie Russell
Cindy Slovak
Ashley Thomas
Shari' Welton
Jordan Wilson

Indiana (6)

Janese Banks
Kyle Black
Jada Buggs
Ebba Gebisa
Lello Gebisa
Lacia Gorman

Iowa (8)

Barb Franke
Brittany Heins
Morgan Paige
Stephanie Rich
Lindsay Smith
Nina Smith
Robin Threatt
Camille Williams

Michigan (6)

Heather Bostrom
Lizbeth Finchem
Michelle Fischer
Janetta Johnson
Vicki Prince
Christine Spencer

Minnesota (14)

Katy Aagaard
Krista Bird
AnnMarie Brown
Judy Ebeling
Sarah Ingison
Faith Johnson
Alyssa Karel
Kelly Leinfelder
Cayla McMorris
Tamara Moore
Emily Neal
Cassie Rochel
Tara Steinbauer
Jessie Stomski

Nebraska (2)

Kerry Karst
Amber Landrigan

New Jersey (2)

Michele Bourne
Kim Martin

New York (2)

Gina Edmond
Verdell Hale

Ohio (2)

Carmella McMullen
Tiera Stephen

Tennessee (1)

Sharon Johnson

Texas (2)

Shannon Malone
Carly Truesdale

Virginia (1)

Inga Young

Washington (1)

Emily Ashbaugh

Washington, D.C. (2)

DeLinda Hastie
Marsha Millhouse

Wisconsin (117)

Andrea Adams
Debbie Ambruso
Stacy Amend
Jolene Anderson
Keisha Anderson
Kjersten Bakke
Amy Bauer
Nicole Bauman
Tasha Bolton
Lisa Bonnell
Jean Bormett
Tanisha Boston

Kim Bertagnoli
Nikki Boucher
Erin Broome
Aly Bucierka
Bev Buhr
Michele Burkholder
Martha Calden
Karie Cattanach
Sally Christenson
Mary Chnelich
Tessa Cichy
Mynette Clark
Christine Cleary
Kristi Condon
Mariah Dunham
Ericka Engen
Rae Lin D'Alie
Julia Delaney
Margaret Drexler
Sheila Driver
Mariah Dunham
Nancy Fahey
Lynne Fitzgerald
Kay Fredrickson
Kim Fredrickson
Kathy Galligan
Caitlin Gibson
Ann Hall
Kris Hallisy
Jennah Burkholder Hartwig
Leah Hefte
Heather Henkel
Phyllis Hogans
Maureen Holloway
Janet Huff
Theresa Huff
Sarah Jirovec
Leslie Jauch
Becky Johnson
Ashley Josephson
Kari Kaiser
Kathy Kamrath
Katie Kennedy
Ann Klapperich
Rachel Klongland
Missy Konieczny
Michele Kozelka
Lori Kroening
Jody Kurilla
Lisa Lawrence
Anne Lederer
Rebecca Leet
Jessica Liegel
Lorraine Lorenzen
Ellen Mason
Liz McLean
Pam Moore

Annie Nelson
Shawna Nicols
Catie O'Leary
Erin Olson
Karen O'Malley
Dee Dee Oestreicher
Teena Parduhn
Dee Dee Pate
Kelley Paulus
Joan Purcell
Dolly Rademaker
Jenny Rhodes
Emily Richter
Stacy Riemer
Carol Ross
Shelly Rucinski
Anne Saeman
Erin Schmidt
Carol Scott
Megan Scott
Kristi Seeger
Peggy Shreve
Abby Simmons
LaTonya Sims
Linda Sielaff
Jane Skarr
Sandy Skubal
Candas Smith
Carolyn Smith
Helen Stoffel
Linda Stuessy
Kelly Supernaw
Teresa Theder
Sue Tringali
Alana Trotter
Katie Voigt
Ginny Vorwald
Kari Voss
Danielle Ward
Jen Waterman
Jenni Westphal
Dot Whalen
Amy Wiersma
Tracy Winkler
Taylor Wurtz
Lin Zastrow
Cathy Zorr
Anne Zuehlke

Outside the U.S. (5)

Maïke Grossman (Germany)
Daria Kryuchkova (Russia)
Ivana Mijalcevic (Serbia)
Jennifer Scotten (Canada)
Dakota Whyte (Canada)

TournamentHistory

2014-15

Junkanoo Jam, Freeport Bahamas 0-2 4th
Big Ten Tournament, Hoffman Estates, Ill. 0-1 1st Rnd

2013-14

Vanderbilt Thanksgiving Tournament, Nashville, Tenn. 1-1 2nd
Big Ten Tournament, Indianapolis, Ind. 0-1 1st Rnd

2012-13

Miami Holiday Invitational, Miami, Fla. 1-1 2nd
Big Ten Tournament, Hoffman Estates, Ill. 1-1 2nd Rnd

2011-12

Colorado Omni Classic, Boulder, Colo. 1-1 2nd
Big Ten Tournament, Indianapolis, Ind. 0-1 1st Rnd

2010-11

Saint Mary's Thanksgiving Classic, Moraga, Calif. 0-2 T3rd
Big Ten Tournament, Indianapolis, Ind. 0-1 1st Rnd
Women's National Invitation Tournament 1-1 2nd Rnd

2009-10

World Vision Invitational, Eugene, Ore. 3-0 1st
Big Ten Tournament, Indianapolis, Ind. 1-1 T3rd
NCAA Tournament, Notre Dame, Ind. 0-1 1st Rnd

2008-09

Paradise Jam, St. Thomas, Virgin Islands 3-0 1st
Big Ten Tournament, Indianapolis, Ind. 2-1 T3rd
Women's National Invitation Tournament 1-1 Sweet 16

2007-08

Pepperdine Thanksgiving Classic, Malibu, Calif. 1-0 NA*
**championship game cancelled due to Malibu wildfires*
Big Ten Tournament, Indianapolis, Ind. 0-1 T9th
Women's National Invitation Tournament 0-1 2nd Rnd

2006-07

Lady Rebel Shootout Classic, Las Vegas, Nev. 2-0 1st
Big Ten Tournament, Indianapolis, Ind. 1-1 T5th
Women's National Invitation Tournament 4-1 2nd

2005-06

Hawai'i Tournament, Honolulu, Hawai'i 2-1 2nd
Big Ten Tournament, Indianapolis, Ind. 0-1 T9th

2004-05

Houston Classic, Houston, Texas 0-2 4th
Big Ten Tournament, Indianapolis, Ind. 1-1 T5th

2003-04

Coconut Grove Thanksgiving Classic, Coconut Grove, Fla. 2-0 1st
Big Ten Tournament, Indianapolis, Ind. 0-1 T9th

2002-03

Pepperdine Thanksgiving Classic, Malibu, Calif. 1-1 2nd
Big Ten Tournament, Indianapolis, Ind. 0-1 T9th

2001-02

Paradise Jam Tourney, St. Thomas, Virgin Islands 1-1 3rd
Arizona Classic, Tucson, Ariz. 2-0 1st
Big Ten Tournament, Indianapolis, Ind. 2-1 T3rd
NCAA Tournament, Nashville, Tenn. 0-1 1st Rnd

2000-01

NC State Tournament, Raleigh, N.C. 1-1 3rd
Coaches vs. Cancer Tourney, Madison, Wis. 1-1 3rd
Big Ten Tournament, Grand Rapids, Mich. 0-1 T5th
NCAA Tournament, Athens, Ga. 0-1 1st Rnd

1999-2000

Nebraska Tournament, Lincoln, Neb. 2-0 1st
Big Ten Tournament, Indianapolis, Ind. 1-1 T5th
WNIT Tournament, Madison, Wis. (Champions) 5-0 1st

1998-99

Rice Tournament, Houston, Texas 1-1 3rd
Big Ten Tournament, Indianapolis, Ind. 0-1 T5th
WNIT Tournament, Fayetteville, Ark. 4-1 2nd

1997-98

Maine Tournament, Orono, Maine 2-0 1st
Northern Lights Tournament, Anchorage, Alaska 2-1 2nd
Big Ten Tournament, Indianapolis, Ind. 1-1 T5th
NCAA Tournament, Gainesville, Fla. 0-1 1st Rnd

1996-97

UC-Santa Barbara Shootout, Santa Barbara, Calif. 2-0 1st
Big Ten Tournament, Indianapolis, Ind. 0-1 T9th

1995-96

Texas Tech Tournament, Lubbock, Texas 1-1 2nd
Big Ten Tournament, Indianapolis, Ind. 0-1 T5th
NCAA Tournament, Nashville, Tenn. 1-1 2nd Rnd

1994-95

St. Mary's Thanksgiving Classic, Moraga, Calif. 2-0 1st
Arkansas Dial Classic, Fayetteville, Ark. 1-1 3rd
Big Ten Tournament, Indianapolis, Ind. 0-1 T5th
NCAA Tournament, Lubbock, Texas 1-1 2nd Rnd

1993-94

Brown Tournament, Providence, R.I. 1-1 3rd

1992-93

Memphis State Tournament, Memphis, Tenn. 1-1 3rd

1991-92

Utah Rainbow Classic, Salt Lake City, Utah 1-1 2nd
NCAA Tournament, Madison, Wis. 0-1 1st Rnd

1990-91

Colorado Classic, Boulder, Colo. 1-1 3rd

1989-90

Texas A&M Tournament, College Station, Texas 0-2 4th
Princeton Tournament, Princeton, N.J. 1-1 3rd

1987-88

Florida State Tournament, Tallahassee, Fla. 0-2 4th

1986-87

Cincinnati Tournament, Cincinnati, Ohio 1-1 2nd

1985-86

University of Virginia, Charlottesville, Va. 0-2 4th
Badger Invitational, Madison, Wis. 1-1 2nd

1984-85

Nebraska Tournament, Lincoln, Neb. 0-2 4th
Louisiana Tech, Ruston, La. 1-1 3rd

1983-84

Kentucky Tournament, Lexington, Ken. 0-2 4th
University of Miami Classic, Miami, Fla. 0-2 —

1981-82

Drake Turkey Tournament, Des Moines, Iowa 1-1 —
Dartmouth Tournament, Hanover, N.H. 2-0 1st
Big Ten Championship, East Lansing, Mich. 1-1 T5th
MAIAW Regional, Terre Haute, Ind. 3-0 1st
AIAW Quarterfinals, Austin, Texas 1-1 Top 8

1980-81

Drake Turkey Tournament, Des Moines, Iowa 1-2
Badger Invitational, Madison, Wis. 1-1 2nd
Big Ten Tournament, Evanston, Ill. 1-1 T5th

1979-80

William Penn Tournament, Oskaloosa, Iowa 2-1 2nd
Big Ten Tournament, Madison, Wis. 0-1 T5th
MAIAW Regional, Terre Haute, Ind. 0-1 T7th

1978-79

Badger Invitational, Madison, Wis. 1-1 3rd
Big Ten Tournament, Bloomington, Ind. 0-1 T7th
WWIAC State Tournament, Oshkosh, Wis. 2-1 2nd

1977-78

Saluki Invitational, Carbondale, Ill. 0-2 4th
Big Ten Tournament, West Lafayette, Ind. 0-1 T7th
WWIAC State Tournament, Eau Claire, Wis. 3-0 1st
MAIAW Regional, East Lansing, Mich. 2-1 T5th

1976-77

Big Ten Tournament, West Lafayette, Ind. 0-2 T8th
WWIAC State Tournament, Stevens Point, Wis. 0-2

1975-76

Big Ten Tournament, West Lafayette, Ind. 0-3 8th

BigTenResults

BIG TEN OVERALL																			
	W-L	Pct	W-L	Pct															
1982-83					1988-89					1994-95									
1.	Ohio State	15-3	.833	23-5	.821	1.	Iowa	16-2	.889	27-5	.843	1.	Penn State	13-3	.813	26-5	.839		
	Indiana	15-3	.833	19-11	.633		Ohio State	16-2	.889	24-6	.800		Purdue	13-3	.813	24-8	.750		
3.	Minnesota	13-5	.722	20-7	.741	3.	Purdue	14-4	.778	24-6	.800	3.	Wisconsin	11-5	.688	20-9	.690		
	Northwestern	13-5	.722	17-10	.630	4.	Indiana	9-9	.500	16-12	.571	4.	Northwestern	9-7	.563	14-14	.500		
5.	Wisconsin	11-7	.611	19-8	.704		Michigan State	9-9	.500	15-13	.536	5.	Indiana	8-8	.500	19-10	.655		
6.	Illinois	9-9	.500	14-14	.500	6.	Northwestern	6-12	.333	11-17	.392		Michigan State	8-8	.500	16-12	.571		
7.	Michigan State	7-11	.389	11-16	.407		Illinois	6-12	.333	11-18	.379	7.	Ohio State	7-9	.438	17-13	.567		
8.	Purdue	3-15	.167	10-16	.385	8.	Wisconsin	5-13	.278	13-14	.481		Minnesota	7-9	.438	12-15	.444		
9.	Iowa	2-16	.111	7-20	.259		Michigan	5-13	.278	11-17	.392	9.	Iowa	6-10	.375	11-17	.393		
	Michigan	2-16	.111	4-24	.143	10.	Minnesota	4-14	.222	7-21	.250	10.	Illinois	3-13	.188	10-17	.357		
1983-84					1989-90					1995-96									
1.	Ohio State	17-1	.944	22-7	.759	1.	Northwestern	15-3	.833	24-5	.827	1.	Iowa	15-1	.938	27-4	.871		
2.	Wisconsin	13-5	.722	18-10	.643		Iowa	15-3	.833	23-6	.793	2.	Penn State	13-3	.813	27-7	.794		
3.	Iowa	11-7	.611	17-10	.630	3.	Purdue	14-4	.778	23-7	.767	3.	Wisconsin	12-4	.750	21-8	.724		
	Indiana	11-7	.611	17-11	.607	4.	Michigan	11-7	.611	20-10	.667	4.	Purdue	11-5	.688	20-11	.645		
5.	Michigan State	10-8	.556	18-10	.643		Ohio State	11-7	.611	18-12	.600	5.	Michigan State	9-7	.563	18-11	.621		
	Northwestern	10-8	.556	15-12	.556	6.	Michigan State	7-11	.389	11-17	.393	6.	Northwestern	8-8	.500	23-11	.676		
7.	Minnesota	9-9	.500	12-15	.444	7.	Indiana	6-12	.333	12-16	.428		Ohio State	8-8	.500	21-13	.618		
8.	Illinois	6-12	.333	12-16	.429	8.	Illinois	5-13	.278	11-17	.392	8.	Illinois	6-10	.375	13-15	.464		
9.	Michigan	2-16	.111	4-22	.154	9.	Minnesota	3-15	.166	8-20	.286	9.	Indiana	5-11	.313	14-13	.519		
10.	Purdue	1-17	.056	5-23	.179		Wisconsin	3-15	.166	8-20	.286	10.	Michigan	1-15	.063	7-20	.350		
1984-85					1990-91					1996-97									
1.	Ohio State	18-0	1.000	28-3	.903	1.	Purdue	17-1	.944	26-3	.896	1.	Illinois	12-4	.750	24-8	.750		
2.	Iowa	14-4	.778	20-8	.714	2.	Michigan State	13-5	.722	21-8	.724		Michigan State	12-4	.750	22-8	.733		
3.	Minnesota	13-5	.772	18-10	.643		Iowa	13-5	.722	21-9	.700		Purdue	12-4	.750	17-11	.607		
	Indiana	11-7	.611	16-12	.571	4.	Northwestern	12-6	.667	21-9	.700	4.	Northwestern	9-7	.563	17-11	.607		
5.	Northwestern	10-8	.556	16-12	.571	5.	Indiana	8-10	.444	18-13	.580		Iowa	9-7	.563	18-12	.600		
6.	Illinois	7-11	.389	13-15	.464		Ohio State	8-10	.444	11-17	.393	6.	Wisconsin	8-8	.500	16-11	.593		
7.	Purdue	6-12	.333	12-16	.429	7.	Wisconsin	7-11	.389	13-15	.464		Penn State	8-8	.500	15-12	.556		
	Wisconsin	6-12	.333	11-17	.393	8.	Illinois	6-12	.333	9-19	.321	8.	Michigan	7-9	.438	15-11	.677		
9.	Michigan State	4-14	.222	11-16	.407	9.	Michigan	4-14	.222	11-17	.393	10.	Ohio State	3-13	.188	12-16	.429		
10.	Michigan	1-17	.056	7-21	.250	10.	Minnesota	2-16	.111	6-22	.214	11.	Minnesota	1-15	.063	4-24	.143		
1985-86					1991-92					1997-98									
1.	Ohio State	16-2	.889	23-7	.767	1.	Iowa	16-2	.889	25-4	.862	1.	Iowa	13-3	.813	18-11	.621		
2.	Iowa	15-3	.883	23-7	.767	2.	Purdue	14-4	.778	23-7	.767	2.	Illinois	12-4	.750	20-10	.667		
3.	Illinois	12-6	.667	20-10	.667	3.	Wisconsin	13-5	.722	20-9	.689	3.	Purdue	10-6	.625	23-10	.697		
4.	Indiana	10-8	.556	17-11	.607	4.	Northwestern	10-8	.529	17-10	.629		Michigan	10-6	.625	19-10	.655		
5.	Purdue	9-9	.500	16-11	.593	5.	Ohio State	9-9	.500	15-13	.535		Indiana	10-6	.625	21-12	.636		
	Michigan State	9-9	.500	15-12	.556	6.	Indiana	8-10	.444	16-12	.571	6.	Wisconsin	9-7	.563	21-10	.677		
7.	Michigan	8-10	.444	14-14	.500		Michigan State	8-10	.444	14-14	.500	7.	Penn State	8-8	.500	21-13	.618		
8.	Northwestern	6-12	.333	16-12	.571	8.	Illinois	6-12	.333	9-19	.321	8.	Ohio State	7-9	.438	15-12	.556		
9.	Minnesota	4-14	.222	8-20	.286	9.	Minnesota	3-15	.167	8-19	.296	9.	Michigan State	5-11	.313	11-16	.407		
10.	Wisconsin	1-17	.056	4-24	.143		Michigan	3-15	.167	7-21	.250	10.	Northwestern	3-13	.188	10-21	.323		
1986-87					1992-93					1998-99									
1.	Ohio State	17-1	.944	26-5	.838	1.	Ohio State	16-2	.889	28-4	.875	1.	Purdue	16-0	1.000	34-1	.971		
	Iowa	17-1	.944	26-5	.838		Iowa	16-2	.889	27-4	.870	2.	Penn State	12-4	.750	22-8	.733		
3.	Northwestern	12-6	.667	20-10	.667	3.	Penn State	14-4	.778	22-6	.786	3.	Illinois	10-6	.625	19-12	.613		
4.	Illinois	11-7	.611	19-10	.655	4.	Northwestern	13-5	.722	21-9	.700	4.	Ohio State	9-7	.563	17-12	.586		
5.	Purdue	10-8	.556	18-9	.667	5.	Minnesota	9-9	.500	14-12	.539		Wisconsin	9-7	.563	18-14	.563		
6.	Michigan State	8-10	.444	16-12	.571	6.	Purdue	8-10	.444	16-11	.593	6.	Michigan	8-8	.500	18-12	.600		
7.	Indiana	5-13	.278	10-17	.370	7.	Illinois	7-11	.389	12-15	.444		Michigan State	8-8	.500	17-14	.548		
8.	Minnesota	4-14	.222	9-19	.321	8.	Michigan State	6-12	.333	10-17	.370	8.	Iowa	7-9	.438	12-15	.444		
	Wisconsin	4-14	.222	9-19	.321	9.	Indiana	5-13	.278	14-13	.519	9.	Northwestern	5-11	.313	12-16	.429		
10.	Michigan	2-16	.111	9-18	.333	10.	Wisconsin	4-14	.222	7-20	.259	10.	Indiana	2-14	.125	13-18	.419		
1987-88					1993-94														
1.	Iowa	17-1	.944	29-2	.935	11.	Michigan	1-17	.056	2-25	.074		Minnesota	2-14	.125	7-20	.259		
2.	Ohio State	16-2	.889	25-5	.833	1.	Penn State	16-2	.889	28-3	.903								
3.	Purdue	13-5	.722	21-10	.677		Purdue	16-2	.889	29-5	.850								
4.	Michigan State	12-6	.667	16-12	.571	3.	Iowa	13-5	.722	21-7	.750								
5.	Northwestern	8-10	.444	14-13	.519	4.	Indiana	10-8	.556	19-9	.679								
6.	Michigan	7-11	.389	14-14	.500		Minnesota	10-8	.556	18-11	.621								
	Indiana	7-11	.389	12-16	.429	6.	Northwestern	9-9	.500	17-10	.630								
8.	Minnesota	5-13	.278	9-18	.333	7.	Ohio State	7-11	.389	14-14	.500								

1999-2000

1.	Penn State	15-1	.938	30-5	.857
2.	Michigan	13-3	.813	22-8	.733
3.	Purdue	11-5	.688	23-8	.742
	Illinois	11-5	.688	23-11	.676
5.	Michigan State	8-8	.500	19-12	.613
	Wisconsin	8-8	.500	21-12	.636
7.	Iowa	6-10	.375	9-18	.333
8.	Ohio State	5-11	.313	13-15	.464
	Indiana	5-11	.313	10-18	.357
10.	Minnesota	3-13	.188	10-18	.357
	Northwestern	3-13	.188	7-21	.250

2000-01

1.	Purdue	14-2	.875	31-7	.816
2.	Iowa	12-4	.750	21-10	.677
	Wisconsin	12-4	.750	18-10	.643
4.	Penn State	11-5	.687	19-10	.655
5.	Michigan	10-6	.625	19-12	.613
6.	Indiana	9-7	.563	20-11	.645
	Illinois	9-7	.563	17-16	.515
8.	Ohio State	6-10	.375	22-11	.667
9.	Michigan State	4-12	.250	10-8	.357
10.	Minnesota	1-15	.286	8-20	.063
11.	Northwestern	0-16	.000	4-23	.148

2001-02

1.	Purdue	13-3	.813	24-6	.800
2.	Penn State	11-5	.688	23-12	.657
	Minnesota	11-5	.688	22-8	.733
4.	Iowa	10-6	.626	18-11	.621
5.	Indiana	8-8	.500	17-14	.549
	Wisconsin	8-8	.500	19-12	.613
	Ohio State	8-8	.500	14-15	.483
8.	Illinois	7-9	.438	15-14	.517
9.	Michigan	6-10	.375	17-13	.567
	Michigan State	6-10	.375	19-13	.594
11.	Northwestern	0-16	.000	4-24	.143

2002-03

1.	Penn State	13-3	.812	26-9	.743
2.	Purdue	12-4	.750	29-6	.829
	Minnesota	12-4	.750	25-6	.806
4.	Ohio State	10-6	.625	22-10	.688
	Michigan State	10-6	.625	17-12	.586
6.	Illinois	9-7	.562	17-12	.586
7.	Iowa	6-10	.375	18-5	.545
8.	Indiana	5-11	.312	13-15	.464
	Wisconsin	5-11	.312	7-21	.250
10.	Michigan	3-13	.188	13-16	.448
	Northwestern	3-13	.188	8-20	.286

2003-04

1.	Penn State	15-1	.938	28-6	.824
2.	Purdue	14-2	.875	29-4	.879
3.	Ohio State	11-5	.688	21-10	.677
4.	Iowa	10-6	.625	16-13	.552
	Michigan State	10-6	.625	22-9	.710
6.	Minnesota	9-7	.563	25-9	.735
7.	Michigan	6-10	.375	14-17	.452
8.	Wisconsin	4-12	.250	10-17	.370
	Indiana	4-12	.250	12-17	.414
	Illinois	4-12	.250	10-18	.357
11.	Northwestern	1-15	.063	8-20	.286

2004-05

1.	Michigan State	14-2	.875	33-4	.892
	Ohio State	14-2	.875	30-5	.857
3.	Penn State	13-3	.813	19-11	.633
4.	Minnesota	12-4	.750	26-8	.765
5.	Purdue	9-7	.563	17-13	.567
6.	Iowa	8-8	.500	23-10	.697
7.	Illinois	7-9	.438	17-13	.567
8.	Wisconsin	5-11	.313	12-16	.429

9.	Indiana	3-13	.188	10-18	.357
10.	Northwestern	2-14	.123	5-25	.167
11.	Michigan	1-15	.063	5-23	.179

2005-06

1.	Ohio State	15-1	.938	29-3	.906
2.	Purdue	13-3	.813	26-7	.788
3.	Michigan State	11-5	.688	24-10	.706
	Minnesota	11-5	.688	19-10	.655
5.	Iowa	10-6	.625	17-12	.586
6.	Indiana	9-7	.563	19-14	.576
7.	Illinois	6-10	.375	16-15	.516
	Penn State	6-10	.375	13-16	.448
9.	Wisconsin	5-11	.313	11-18	.379
10.	Northwestern	2-14	.125	6-22	.214
11.	Michigan	0-16	.000	6-23	.207

2006-07

1.	Ohio State	15-1	.938	28-4	.875
2.	Purdue	14-2	.875	31-6	.838
3.	Michigan State	13-3	.813	24-9	.727
4.	Illinois	8-8	.500	19-12	.613
5.	Wisconsin	7-9	.438	23-13	.639
	Minnesota	7-9	.438	17-16	.515
	Penn State	7-9	.438	15-16	.484
8.	Indiana	6-10	.375	19-14	.576
	Iowa	6-10	.375	14-16	.467
10.	Michigan	3-13	.188	10-20	.333
11.	Northwestern	2-14	.125	8-22	.267

2007-08

1.	Ohio State	13-5	.722	22-9	.710
	Iowa	13-5	.722	21-11	.656
3.	Minnesota	11-7	.611	20-12	.625
	Purdue	11-7	.611	19-15	.559
5.	Michigan State	10-8	.556	23-14	.622
	Indiana	10-8	.556	18-15	.545
7.	Michigan	9-9	.500	19-14	.576
	Wisconsin	9-9	.500	16-14	.533
9.	Illinois	8-10	.444	20-15	.571
10.	Penn State	4-14	.222	13-18	.419
11.	Northwestern	1-17	.056	5-26	.161

2008-09

1.	Ohio State	15-3	.833	29-6	.829
2.	Purdue	13-5	.722	25-11	.694
	Michigan State	13-5	.722	22-11	.667
	Iowa	13-5	.722	21-11	.656
5.	Indiana	11-7	.611	21-11	.656
	Minnesota	11-7	.611	20-12	.625
7.	Wisconsin	6-12	.333	19-15	.559
	Penn State	6-12	.333	11-18	.379
9.	Illinois	5-13	.278	10-21	.323
10.	Michigan	3-15	.167	10-20	.333
	Northwestern	3-15	.167	7-23	.233

2009-10

1.	Ohio State	15-3	.833	31-5	.861
2.	Michigan State	12-6	.667	23-10	.697
3.	Wisconsin	10-8	.556	21-11	.656
	Iowa	10-8	.556	20-14	.588
5.	Purdue	9-9	.500	15-17	.469
6.	Michigan	8-10	.444	20-13	.606
	Penn State	8-10	.444	17-14	.548
8.	Illinois	7-11	.389	19-14	.576
	Northwestern	7-11	.389	18-15	.545
	Indiana	7-11	.389	14-16	.467
11.	Minnesota	6-12	.333	13-17	.433

2010-11

1.	Michigan State	13-3	.813	27-6	.818
2.	Penn State	11-5	.688	25-10	.714
3.	Iowa	10-6	.625	22-9	.710
	Ohio State	10-6	.625	24-10	.706
	Michigan	10-6	.625	17-13	.567

	Wisconsin	10-6	.625	16-15	.516
7.	Purdue	9-7	.563	21-12	.636
8.	Northwestern	6-10	.375	19-14	.576
9.	Minnesota	4-12	.250	12-18	.400
10.	Indiana	3-13	.188	9-20	.310
11.	Illinois	2-14	.125	9-23	.281

2011-12

1.	Penn State	13-3	.812	26-7	.788
2.	Ohio State	11-5	.688	25-7	.781
	Purdue	11-5	.688	25-9	.735
	Michigan State	11-5	.688	20-12	.625
	Iowa	11-5	.688	19-12	.613
6.	Nebraska	10-6	.625	24-9	.727
7.	Michigan	8-8	.500	20-12	.625
8.	Minnesota	6-10	.375	19-17	.528
9.	Illinois	5-11	.312	11-19	.367
	Wisconsin	5-11	.312	9-20	.310
11.	Northwestern	4-12	.250	14-16	.467
12.	Indiana	1-15	.062	6-24	.200

2012-13

1.	Penn State	14-2	.875	26-6	.813
2.	Nebraska	12-4	.750	25-9	.735
3.	Purdue	10-6	.625	25-9	.735
	Michigan State	10-6	.625	25-9	.735
5.	Michigan	9-7	.563	22-11	.667
	Illinois	9-7	.563	19-14	.576
7.	Iowa	8-8	.500	21-13	.618
8.	Minnesota	7-9	.438	18-14	.563
	Ohio State	7-9	.438	18-13	.581
10.	Northwestern	5-11	.313	13-17	.433
11.	Wisconsin	3-13	.188	12-19	.387
12.	Indiana	2-14	.125	11-19	.367

2013-14

1.	Penn State	13-3	.812	23-7	.767
	Michigan State	13-3	.812	23-9	.719
3.	Nebraska	12-4	.750	26-6	.812
4.	Iowa	11-5	.688	27-8	.771
	Purdue	11-5	.688	22-8	.733
6.	Minnesota	8-8	.500	22-12	.647
	Michigan	8-8	.500	19-13	.594
8.	Indiana	5-11	.312	20-12	.625
	Northwestern	5-11	.312	17-15	.531
	Ohio State	5-11	.312	17-18	.486
11.	Wisconsin	3-13	.188	10-19	.345
12.	Illinois	2-14	.125	9-21	.300

2014-15

1.	Maryland	34-3	.919	18-0	1.000
2.	Iowa	26-8	.765	14-4	.778
3.	Ohio State	24-11	.686	13-5	.722
4.	Northwestern	23-9	.719	12-6	.667
	Rutgers	23-10	.697	12-6	.667
6.	Minnesota	23-10	.697	11-7	.611
7.	Nebraska	21-11	.656	10-8	.556
8.	Michigan	20-15	.571	8-10	.444
9.	Michigan State	16-15	.516	7-11	.389
10.	Illinois	15-16	.484	6-12	.333
11.	Wisconsin	9-20	.310	5-13	.278
12.	Indiana	15-16	.484	4-14	.222
13.	Purdue	11-20	.355	3-15	.167
	Penn State	6-24	.200	3-15	.167

Women's athletics were officially incorporated into the Big Ten in 1981-82. Championships held prior to 1982 are not sanctioned by the conference. Penn State joined the league in 1992-93. Nebraska was added in 2011-12.

Big Ten Tournament Results

The 23rd-annual Big Ten Tournament will run from March 2-6 at Bankers Life Fieldhouse in Indianapolis.

Wisconsin has posted an overall mark of 10-21 in modern conference tournament play (since 1995).

The Badgers best finish came in 2002, 2009 and 2010 as the team qualified for the semifinals each of those years. UW was the sixth seed in 2002 and made it to the semis as a seventh seed in 2009. Wisconsin has never reached the championship game.

Year-By-Year Capsules

2015: UW finished 11th in the regular season for the third consecutive year and earned the No. 11 in the tournament, falling 58-56 to Purdue in the first round.

2014: Wisconsin finished 11th in the regular season for the second straight year and earned the No. 11 seed in the tournament, tying its lowest seed ever. The Badgers fell to No. 6 Minnesota 74-68 in overtime in the first.

2013: The Badgers finished the regular season in 11th place in the regular season standings and earned the 11th seed in the tournament, their lowest seed ever. Wisconsin upset No. 6-seed Illinois 58-57 in the first round before falling to No. 3 seed Purdue 74-62 in the quarterfinals.

2012: The Badgers were the ninth seed after finishing the season in a tie for ninth place in the regular season standings. Wisconsin met No. 8 seed Minnesota in the first round, losing to the Gophers 81-49.

2011: Wisconsin earned the sixth seed after finishing the season in a four-way tie for third in the conference. The Badgers suffered a 63-56 loss to No. 11 Illinois in the first round of action.

2010: The Badgers earned the No. 4 seed in the tournament, earning a first-round bye. Wisconsin downed No. 5 seed Purdue, 73-51, in the quarterfinals. UW faced top-seeded Ohio State in the semifinals, falling 82-73.

2009: As a seventh seed, Wisconsin advanced to the semifinals. The Badgers knocked off Northwestern 60-51 in the first round. In the quarterfinals, Wisconsin trailed by as many as 12 and came back to defeat No. 2 seed Michigan State, 56-50 to advance to the semis. The Badgers took on third-seeded Purdue and fell 70-56 to the Boilermakers.

2008: Wisconsin tied for seventh in the conference, but earned the No. 8 seed in the tournament. The Badgers were knocked out in the first round, 73-58 by No. 9 Illinois. The Fighting Illini went on to become the first-ever No. 9 seed to make it to the championship game, where they fell to Purdue, which made a last-second shot to claim the title.

2007: UW tied for fifth in the final conference standings but earned the No. 7 seed at the tournament. The Badgers defeated No. 10 Michigan 81-59 to advance to the quarterfinals to play No. 2 and eventual tournament champion Purdue. Wisconsin took the Boilers to overtime but fell 82-79.

ALL-TIME BIG TEN TOURNAMENT RESULTS

1995—No. 3 seed (Indianapolis, Ind.)

Quarterfinals No. 6 Michigan State L 87-79

1996—No. 3 seed (Indianapolis, Ind.)

Quarterfinals No. 6 Ohio State L 72-58

1997—No. 6 seed (Indianapolis, Ind.)

First Round No. 11 Minnesota L 80-75

1998—No. 6 seed (Indianapolis, Ind.)

First Round No. 11 Minnesota W 65-47

Quarterfinals No. 3 Michigan L 79-70

1999—No. 4 seed (Indianapolis, Ind.)

Quarterfinals No. 5 Ohio State L 70-61

2000—No. 6 seed (Indianapolis, Ind.)

First Round No. 11 Minnesota W 56-49

Quarterfinals No. 3 Purdue L 74-65

2001—No. 3 seed (Grand Rapids, Mich.)

Quarterfinals No. 6 Illinois L 80-68

2002—No. 6 seed (Indianapolis, Ind.)

First Round No. 11 Northwestern W 60-58

Quarterfinals No. 3 Minnesota W 74-64

Semifinals No. 2 Penn State L 76-62

2003—No. 9 seed (Indianapolis, Ind.)

First Round No. 8 Indiana L 52-51

2004—No. 8 seed (Indianapolis, Ind.)

First Round No. 9 Indiana L 57-39

2005—No. 8 seed (Indianapolis, Ind.)

First Round No. 9 Indiana W 75-74 ^{20T}

Quarterfinals No. 1 Ohio State L 70-46

2006—No. 9 seed (Indianapolis, Ind.)

First Round No. 8 Penn State L 80-73

2007—No. 7 seed (Indianapolis, Ind.)

First Round No. 10 Michigan W 81-59

Quarterfinals No. 2 Purdue L 82-79 ^{OT}

2008—No. 8 seed (Indianapolis, Ind.)

First Round No. 9 Illinois L 73-58

2009—No. 7 seed (Indianapolis, Ind.)

First Round No. 10 Northwestern W 60-51

Quarterfinals No. 2 Michigan State W 56-50

Semifinals No. 3 Purdue L 70-56

2010—No. 4 seed (Indianapolis, Ind.)

Quarterfinals No. 5 Purdue W 73-51

Semifinals No. 1 Ohio State L 73-82

2011—No. 6 seed (Indianapolis, Ind.)

First Round No. 11 Illinois L 56-63

2012—No. 9 seed (Indianapolis, Ind.)

First Round No. 8 Minnesota L 49-81

2013—No. 11 seed (Hoffman Estates, Ill.)

First Round No. 6 Illinois W 58-57

Quarterfinals No. 3 Purdue L 62-74

2014—No. 11 seed (Indianapolis, Ind.)

First Round No. 6 Minnesota L 74-68 ^{OT}

2015—No. 11 seed (Indianapolis, Ind.)

First Round No. 14 Purdue L 58-56

2006: Wisconsin placed ninth in the conference and earned the No. 9 seed in the tournament, facing off with No. 8 Penn State in the first round. The Lady Lions shot 49 percent from the field and out-rebounded UW 37-31 en route to an 80-73 victory.

2005: The Badgers finished eighth in the conference and faced ninth-seeded Indiana in the first round for the third straight time. This time the Badgers prevailed 75-74 in two overtimes to advance to the second round for the first time under Lisa Stone. It was only the second double-overtime game in Big Ten tournament history. UW lost 70-46 to No. 1 seed and third-ranked Ohio State in the quarterfinals.

2004: UW again tied Indiana for eighth in the Big Ten and received the eighth seed in its first-round game against the Hoosiers. With a short-handed team because of injuries, the Badgers ended up falling to Indiana 57-39.

2003: Wisconsin tied for eighth in the conference with Indiana, but received the ninth seed and faced the Hoosiers in first round action, losing by a point, 52-51, for the second time during the season. Indiana was the 2002 defending tournament champion.

2002: The sixth-seeded Badgers advanced to the semifinals for the first time in school history with a 74-64 win over third-seed Minnesota. It was the fourth time UW met Minnesota in tourney play (3-1 UW record). The Badgers lost to Penn State 76-62 in the semifinals.

Wisconsin used a 60-58 win over Northwestern to advance to the quarterfinals. It was the seventh time in eight tournaments UW played the last game of either the first round or quarterfinals of the tournament.

2001: The third-seeded Badgers played the last quarterfinal game of the tournament for the sixth time, losing 80-68 to sixth-seeded Illinois.

2000: The sixth-seeded Badgers met 11th-seeded Minnesota for the third time in first-round play. Wisconsin beat the Gophers, 56-49, to advance to the quarters. Third-seeded Purdue beat the Badgers 74-65 and went on to claim its third-straight title.

1999: The fourth-seeded Badgers played poorly in the first half to be ousted 70-61 by fifth-seeded Ohio State in quarterfinal-round action.

1998: The sixth-seeded Badgers beat a depleted No. 11 seed Minnesota, 65-47, advancing in the tournament beyond their first game for the first time under Jane Albright. The Badgers lost to Michigan, 70-79, in the semifinals.

1997: The sixth-seeded Badgers were upset by No. 11 seed Minnesota, 80-75, in the first round. It was the first time Wisconsin had not received a bye for the first round, and the third consecutive year UW failed to win a game at the event.

1996: The Badgers finished the regular season with a school-best 12-4 conference mark to earn the third seed but ran into a surging Ohio State squad that won 72-58 in the quarterfinals.

1995: Wisconsin was the No. 3 seed after an 11-5 record and third-place finish. The Badgers lost in the quarterfinals to the No. 6-seeded Michigan State, 87-79, for the third time that season.

WISCONSIN IN THE BIG TEN TOURNAMENT

RECORD VS. OPPONENTS

Team	Won	Lost	Year(s) Met
Illinois	1	3	2001-08-11-13
Indiana	1	2	2003-04-05
Michigan	1	1	1998-07
Michigan State	1	1	1995-09
Minnesota	3	3	1997-98-00-02-12-14
Northwestern	2	0	2002-09
Ohio State	0	4	1996-99-05-10
Penn State	0	2	2002-06
Purdue	1	5	2000-02-09-10-13-15
Totals	10	21	

RECORD BY ROUND

Round	Won	Lost	Years Played
First Round	7	9	1997-98-2000-02-03-04-05-06-07-08-09-11-12-13-14-15
Quarterfinals	3	9	1995-96-98-99-2000-01-02-05-07-09-10-13
Semifinals	0	3	2002-09-10
Totals	10	21	

RECORD BY SEED

	Won	Lost	Years Played
#1 seed	0	0	
#2 seed	0	0	
#3 seed	0	3	1995-96-01
#4 seed	1	2	1999-10
#5 seed	0	0	
#6 seed	4	5	1997-98-00-02-11
#7 seed	3	2	2007-09
#8 seed	1	3	2004-05-08
#9 seed	0	3	2003-06-12
#10 seed	0	0	
#11 seed	1	3	2013-14-15
Totals	10	21	

TOURNAMENT MILESTONES

First Big Ten Tournament: 1995
 First Tournament Win: 1998 (No. 6 UW 64, No. 11 Minnesota 47)
 Highest Seed: 3 (1995, 1996, 2001)
 Lowest Seed: 11 (2013, 2014, 2015)
 Best Finish: Semifinals (2002, 2009, 2010)
 Overall Record: 10-21

BigTenTournamentGame-by-Game

Record: 10-21

Date	Opponent	FG-FGA	%	3 Pt.	%	FT-FTA	%	Reb	PF-D	A	TO	Blk	Stl	Pts.	Record
1995—#3 seed															
3-4-95	Michigan St. UW	31-59	.525	4-7	.571	21-30	.700	35	12-0	24	19	1	8	87	—
		33-69	.478	5-15	.333	8-9	.889	24	24-1	19	15	1	9	79	0-1
1996—#3 seed															
3-2-96	Ohio State UW	23-50	.460	4-14	.286	22-28	.786	46	18-0	11	22	1	7	72	—
		25-66	.379	1-13	.077	7-17	.412	33	24-1	12	13	3	8	58	0-2
1997—#6 seed															
2-28-97	Minnesota UW	28-60	.467	1-9	.111	23-32	.719	50	14-0	12	22	5	11	80	—
		30-69	.435	5-15	.333	10-15	.667	35	25-2	17	18	5	7	75	0-3
1998—# 6 seed															
2-27-98	Minnesota UW	18-56	.321	2-15	.133	9-13	.692	35	18-0	7	19	4	8	47	—
		27-70	.386	3-10	.300	8-16	.500	54	14-0	10	19	8	10	65	1-3
2-28-98	Michigan UW	29-55	.536	4-9	.444	17-31	.548	34	14-0	18	11	3	12	79	—
		27-56	.482	3-13	.231	13-18	.722	31	24-0	15	16	3	2	70	1-4
1999—#4 seed															
2-27-99	Ohio State UW	27-56	.482	1-6	.167	15-22	.682	30	13-0	15	15	5	12	70	—
		24-56	.429	5-10	.500	8-9	.889	34	21-1	18	28	9	8	61	1-5
2000—#6 seed															
3-2-00	Minnesota UW	18-57	.316	1-15	.067	12-18	.667	43	22-1	6	19	3	7	49	—
		20-59	.339	3-21	.143	13-21	.619	42	19-1	12	19	5	12	56	2-5
3-3-00	Purdue UW	26-65	.400	2-8	.250	20-30	.667	37	16-0	16	13	7	15	74	—
		23-52	.442	2-9	.222	17-19	.895	38	25-0	11	25	8	8	65	2-6
2001—#3 seed															
3-1-01	Illinois UW	25-51	.490	3-4	.750	27-32	.844	30	17-0	11	20	3	14	80	—
		23-57	.404	2-13	.154	20-24	.833	37	24-2	13	25	2	5	68	2-7
2002—#6 seed															
2-28-02	Northwestern UW	22-51	.431	7-14	.500	7-10	.700	27	19-0	16	26	3	15	58	—
		21-53	.396	2-9	.222	16-24	.667	45	12-0	10	24	4	10	60	3-7
3-1-02	Minnesota UW	24-67	.358	1-12	.083	15-16	.938	41	17-0	14	16	1	10	64	—
		27-65	.415	4-14	.286	16-22	.727	42	13-0	17	15	2	11	74	4-7
3-2-02	Penn State UW	29-55	.527	10-15	.667	8-12	.667	29	14-0	20	11	6	6	76	—
		24-56	.429	3-13	.231	11-16	.688	36	16-0	13	16	3	6	62	4-8
2003—#9 seed															
3-6-03	Indiana UW	17-55	.309	7-15	.467	11-14	.786	40	14-1	12	21	5	10	52	—
		22-55	.400	1-7	.143	6-10	.600	34	17-1	13	17	10	10	51	4-9
2004—#8 seed															
3-4-04	Indiana UW	24-62	.387	4-13	.308	5-6	.833	42	14-0	12	12	5	5	57	—
		16-51	.314	1-7	.143	6-10	.600	33	10-0	10	15	8	3	39	4-10
2005—#8 seed															
3-3-05	Indiana UW	32-75	.427	5-14	.357	5-13	.385	40	18-1	19	20	3	11	74	—
		26-66	.394	9-25	.360	14-18	.778	47	14-0	19	26	2	15	75	5-10
3-4-05	Ohio State UW	29-58	.500	4-13	.308	8-15	.533	44	10-0	22	16	3	13	70	—
		17-58	.293	4-17	.235	8-9	.889	27	10-0	13	17	7	12	46	5-11
2006—#9 seed															
3-2-06	Penn State UW	26-53	.491	5-11	.455	23-30	.767	37	18-1	16	14	3	5	80	—
		26-63	.413	4-11	.364	17-20	.850	31	23-1	12	8	7	8	73	5-12
2007—#7 seed															
3-1-07	Michigan UW	23-62	.371	4-18	.222	9-17	.529	36	18-0	15	17	5	6	59	—
		28-67	.418	10-21	.476	15-22	.682	50	14-0	24	15	5	8	81	6-12
3-2-07	Purdue UW	30-61	.492	4-10	.400	18-23	.783	35	16-1	15	16	5	9	82	—
		27-67	.403	7-19	.368	18-19	.947	41	19-1	22	16	3	9	79	6-13
2008—#8 seed															
3-6-08	Illinois UW	25-54	.463	5-8	.625	18-29	.621	46	9-0	14	17	9	4	73	—
		21-67	.313	5-13	.385	11-12	.917	36	22-0	13	14	2	7	58	6-14
2009—#7 seed															
3-5-09	Northwestern UW	18-48	.375	6-14	.429	9-12	.750	33	17-0	10	20	5	6	51	—
		22-50	.440	6-14	.429	10-14	.714	29	14-0	11	11	3	10	60	7-14

Date	Opponent	FG-FGA	%	3 Pt.	%	FT-FTA	%	Reb	PF-D	A	TO	Blk	Stl	Pts.	Record
3-6-09	Michigan St. UW	17-46 19-54	.370 .352	3-13 3-7	.231 .429	13-20 15-19	.650 .789	38 31	20-1 16-0	8 9	25 17	5 0	9 13	50 56	— 8-14
3-7-09	Purdue UW	26-49 20-50	.531 .400	4-8 7-17	.500 .412	14-20 9-12	.700 .750	30 27	12-0 19-0	8 11	15 17	2 3	11 9	70 56	— 8-15
2010—#4 seed															
3-5-10	Purdue UW	17-50 30-59	.340 .508	4-17 8-17	.235 .471	13-16 5-8	.813 .625	32 35	17-0 12-0	7 15	19 14	5 1	7 10	51 73	— 9-15
3-6-10	Ohio State UW	21-51 26-57	.389 .456	6-16 7-15	.375 .467	34-38 14-19	.895 .737	39 31	19-0 27-1	13 10	7 7	4 4	4 6	82 73	— 9-16
2011—#6 seed															
3-3-11	Illinois UW	25-52 23-58	.481 .397	5-14 4-16	.357 .250	8-10 6-9	.800 .667	35 28	10-0 15-0	12 9	17 13	4 1	2 7	63 56	— 9-17
2012—#9 seed															
3-1-12	Minnesota UW	32-64 14-51	.500 .275	5-9 6-24	.556 .250	12-14 15-19	.857 .789	51 24	20-1 12-0	15 10	18 17	1 8	6 7	81 49	9-18
2013—#11 seed															
3-7-13	Illinois Wisconsin	19-59 17-45	.322 .378	5-16 3-13	.313 .231	14-20 21-21	.700 1.000	29 41	19-1 15-0	12 14	11 25	2 8	11 5	57 58	10-18
3-8-13	Purdue Wisconsin	27-61 23-55	.443 .418	4-11 3-9	.364 .333	16-19 13-14	.842 .929	38 29	18-0 17-0	23 14	10 14	2 6	9 5	74 62	10-19
2014—#11 seed															
3-6-14	Minnesota Wisconsin	28-70 28-67	.400 .418	6-17 8-28	.353 .286	12-15 4-8	.800 .500	46 38	13-0 15-0	17 18	15 17	7 5	12 5	74 68	10-20
2015—#11 seed															
3-4-15	Purdue Wisconsin	24-62 24-51	.387 .471	3-11 4-10	.273 .400	7-8 4-7	.875 .571	36 32	13-0 10-0	21 16	12 17	3 8	7 3	58 56	10-21

Big Ten Tournament Team Records

Wisconsin

Points

High: 81 vs. Michigan, 3-1-07
Low: 39 vs. Indiana, 3-4-04

Field Goals

High: 33 vs. Michigan State, 3-4-95
Low: 14 vs. Minnesota, 3-1-12

Field Goal Attempts

High: 70 vs. Minnesota, 2-27-98
Low: 45 vs. Illinois, 3-7-13

Field Goal Percentage

High: .508 (30-59) vs. Purdue, 3-5-10
Low: .275 (14-51) vs. Minnesota, 3-1-12

3-point Field Goals

High: 10 vs. Michigan, 3-1-07
Low: 1 (3x; MR vs. Indiana, 3-4-04)

3-point Field Goal Attempts

High: 28 vs. Minnesota, 3-6-14
Low: 7 (3x; MR vs. Michigan State, 3-6-09)

3-point Field Goal Percentage

High: .500 (5-10) vs. Ohio State, 2-27-99
Low: .077 (1-13) vs. Ohio State, 3-2-96

Free Throws

High: 21 vs. Illinois, 3-7-13
Low: 5 vs. Purdue, 3-5-10

Free Throw Attempts

High: 24 (2x; MR vs. Northwestern, 2-28-02)
Low: 8 (2x; MR vs. Minnesota, 3-6-14)

Free Throw Percentage

High: 1.000 (21-21) vs. Illinois, 3-7-13
Low: .412 (7-17) vs. Ohio State, 3-2-96

Rebounds

High: 54 vs. Minnesota, 2-27-98
Low: 24 (2x; MR vs. Minnesota, 3-1-12)

Personal Fouls

High: 27 vs. Ohio State, 3-6-10
Low: 10 (3x; MR vs. Purdue, 3-4-15)

Assists

High: 24 vs. Michigan, 3-1-07
Low: 9 vs. Michigan State, 3-6-09

Turnovers

High: 28 vs. Ohio State, 2-27-99
Low: 7 vs. Ohio State, 3-6-10

Blocked Shots

High: 10 vs. Indiana, 3-6-03
Low: 0 vs. Michigan State, 3-6-09

Steals

High: 15 vs. Indiana, 3-3-05
Low: 2 vs. Michigan, 2-28-98

Opponent

Points

High: 87 by Michigan State, 3-4-95
Low: 47 by Minnesota, 3-2-00

Field Goals

High: 32 (2x; MR by Minnesota, 3-1-12)
Low: 17 (3x; MR by Purdue, 3-5-10)

Field Goal Attempts

High: 75 by Indiana, 3-3-05
Low: 46 by Michigan State, 3-6-09

Field Goal Percentage

High: .531 (26-49) by Purdue, 3-7-09
Low: .309 (17-55) by Indiana, 3-6-03

3-point Field Goals

High: 10 by Penn State (10-15) 3-3-02
Low: 1 (4x; MR by Minnesota, 3-1-02)

3-point Field Goal Attempts

High: 18 by Michigan, 3-1-07
Low: 4 by Illinois, 3-2-01

3-point Field Goal Percentage

High: .750 (3-4) by Illinois, 3-2-01
Low: .067 (1-15) by Minnesota, 3-2-00

Free Throws

High: 34 by Ohio State, 3-6-10
Low: 5 (2x; MR by Indiana, 3-3-05)

Free Throw Attempts

High: 38 by Ohio State, 3-6-10
Low: 6 by Indiana, 3-4-04

Free Throw Percentage

High: .938 (15-16) by Minnesota, 3-1-02
Low: .385 (5-13) by Indiana, 3-3-05

Rebounds

High: 51 by Minnesota, 3-1-12
Low: 27 by Northwestern, 2-28-02

Personal Fouls

High: 22 by Minnesota, 3-2-00
Low: 10 (2x; MR by Illinois, 3-3-11)

Assists

High: 24 by Michigan State, 3-4-95
Low: 6 by Minnesota, 3-2-00

Turnovers

High: 26 by Northwestern, 2-28-02
Low: 7 by Ohio State, 3-6-10

Blocked Shots

High: 9 by Illinois 3-6-08
Low: 1 (4x; MR by Minnesota, 3-1-12)

Steals

High: 15 (2x; MR by Northwestern, 2-28-02)
Low: 2 by Illinois, 3-3-11

Big Ten Tournament Individual Records

Scoring

1. 35 Barb Franke vs. Michigan State, 3-4-95
2. 32 Jessie Stomski vs. Penn State, 3-3-02
3. 31 Alyssa Karel vs. Ohio State, 3-6-10
4. 29 Tamara Moore vs. Minnesota, 3-1-02
5. 27 Jolene Anderson vs. Purdue, 3-2-07

Field Goals Made

1. 15 Barb Franke vs. Michigan State, 3/4/95
2. 13 Jessie Stomski vs. Penn state, 3/3/02
3. 10 Alyssa Karel vs. Illinois, 3/3/11
- 10 Alyssa Karel vs. Ohio State, 3/6/10
- 10 Lello Gebisa vs. Indiana, 3/6/03
- 10 Anne Klapperich vs. Ohio State, 3/2/96

Field Goal Attempts

1. 31 Alyssa Karel vs. Illinois, 3/3/11
2. 27 Jolene Anderson vs. Indiana, 3/3/05
3. 22 Jolene Anderson vs. Purdue, 3/2/07
- 22 Barb Franke vs. Michigan State, 3/4/95
5. 21 Jolene Anderson vs. Penn State, 3/2/06

Field Goal Percentage (8 or more made)

1. .889 (8-9) LaTonya Sims vs. Mich, 2/28/98
2. .727 (8-11) Jacki Gulczynski vs. Pur, 3/8/13
3. .692 (9-13) Kelly Paulus vs. Minn, 2/28/97
4. .682 (15-22) Barb Franke vs. Mich. St, 3/4/95
5. .667 (10-15) Alyssa Karel vs. Ohio St, 3/6/10

Three-Point Field Goals

1. 5 Alyssa Karel vs. Ohio State, 3/6/10
- 5 Jolene Anderson vs. Michigan, 3/1/07
3. 4 Alyssa Karel vs. Purdue, 3/7/09
- 4 Jolene Anderson vs. Penn State, 3/2/06
- 4 Kyle Black vs. Ohio State, 2/27/99

Three-Point Attempts

1. 9 Jolene Anderson vs. Indiana, 3/3/05
- 9 Jolene Anderson vs. Purdue, 3/2/07
- 9 Alyssa Karel vs. Illinois, 3/3/11
- 9 Taylor Wurtz vs. Minnesota, 3/6/14
5. 8 Taylor Wurtz vs. Minnesota, 3/1/12
- 8 Katie Voigt vs. Ohio State, 3/2/96
- 8 Katie Voigt vs. Michigan State, 3/4/95
- 8 Morgan Paige vs. Minnesota, 3/6/14

Three-Point Percentage (4 or more made)

1. 1.000 (5-5) Alyssa Karel vs. Ohio State, 3/6/10
2. .714 (5-7) Jolene Anderson vs. Mich, 3/1/07
3. .667 (4-6) Kyle Black vs. Ohio State, 2/27/99
4. .571 (4-7) Alyssa Karel vs. Purdue, 3/7/09
- .571 (4-7) Jolene Anderson vs. Penn St, 3/2/06

Free Throws

1. 10 Tamara Moore vs. Minnesota, 3/1/02
- 10 Morgan Paige vs. Illinois, 3/7/13
3. 7 Jordan Wilson vs. Penn State, 3/2/06
- 7 LaTonya Sims vs. Michigan, 2/28/98
4. 6 Alyssa Karel vs. Ohio State, 3/6/10
- 6 Teah Gant vs. Michigan State, 3/6/09
- 6 Janese Banks vs. Michigan, 3/1/07
- 6 Jolene Anderson vs. Purdue, 3/2/07
- 6 Janese Banks vs. Ohio State, 3/4/05
- 6 Jessie Stomski vs. Penn State, 3/3/02
- 6 Jessie Stomski vs. Northwestern, 2/28/02

Free Throw Attempts

1. 11 Tamara Moore vs. Minnesota, 3/1/02
- 11 Ann Klapperich vs. Ohio State, 3/2/96
3. 10 Jessie Stomski vs. Northwestern, 2/28/02
- 10 Morgan Paige vs. Illinois, 3/7/13
4. 8 Janese Banks vs. Michigan, 3/1/07
- 8 Jessie Stomski vs. Penn State, 3/3/02
- 8 LaTonya Sims vs. Michigan, 2/28/98

Free Throw Percentage (6 or more made)

1. 1.000 (10-10) Morgan Paige vs. Ill, 3/7/13
- 1.000 (7-7) Jordan Wilson vs. PSU, 3/2/06
- 1.000 (7-7) Nina Smith vs. Purdue, 3/3/00
- 1.000 (6-6) LaTonya Sims vs. Ill, 3/2/01
- 1.000 (6-6) Jolene Anderson vs. Pur, 3/12/07
- 1.000 (6-6) Teah Gant vs. Mich St, 3/6/09

Rebounds

1. 16 Jessie Stomski vs. Penn State, 3/3/02
2. 13 Cassie Rochel vs. Illinois, 3/7/13
4. 12 Jessie Stomski vs. Minnesota, 3-1-02
- 12 Ann Klapperich vs. Minnesota, 2-28-98
5. 11 Jolene Anderson vs. Illinois, 3-6-08
- 11 Jordan Wilson vs. Indiana, 3-3-05
- 11 LaTonya Sims vs. Minnesota, 2-27-98

Assists

1. 10 Rae Lin D'Alie vs. Michigan, 3-1-07
2. 9 Rae Lin D'Alie vs. Purdue, 3-2-07
- 9 Tamara Moore vs. Minnesota, 3-1-02
4. 8 Keisha Anderson vs. Michigan St, 3-4-95
5. 7 Jolene Anderson vs. Indiana, 3-3-05
- 7 Keisha Anderson vs. Ohio State, 3-2-96

Steals

1. 6 Rae Lin D'Alie vs. Michigan State, 3-6-09
2. 5 Rae Lin D'Alie vs. Northwestern, 3-5-09
- 5 Stephanie Rich vs. Indiana, 3-6-03
- 5 Tamara Moore vs. Minnesota, 3-1-02
- 5 Keisha Anderson vs. Michigan St, 3-4-95

Blocked Shots

1. 7 Cassie Rochel vs. Purdue, 3/4/15
2. 4 Lello Gebisa vs. Indiana, 3/6/03
- 4 Lello Gebisa vs. Indiana, 3/4/04
- 4 Nina Smith vs. Purdue, 3/3/00
- 4 LaTonya Sims vs. Ohio State, 2/27/99
- 4 Amy Wiersma vs. Minnesota, 2/27/98

Turnovers

1. 8 Tamara Moore vs. Northwestern, 2/28/02
- 8 LaTonya Sims vs. Illinois, 3/2/01
- 8 Jacki Gulczynski vs. Illinois, 3/7/13
4. 7 Tamara Moore vs. Illinois, 3/2/01
- 7 Tamara Moore vs. Ohio State, 2/27/99

Opponents

Points

34 by Kelly Mazzante, Penn State, 3/3/02

Field Goals

12 by Kelly Mazzante, Penn State, 3/3/02

Field Goal Attempts

23 by Erin Olson, Minnesota, 2/27/98

Field Goal Percentage (min. five attempts)

.857 (6-7) by Cindy Dallas, Illinois, 3/2/01

3-point Field Goals

9 by Kelly Mazzante, Penn State, 3/3/02

3-point Field Goal Attempts

14 by Kelly Mazzante, Penn State, 3/3/02

3-point Field Goal Percentage (min. five atts)

.643 (9-14) by Kelly Mazzante, Penn St, 3/3/02

Free Throws

13 by Jantel Lavender, Ohio State, 3/6/10

Free Throw Attempts

16 by Jantel Lavender, Ohio State, 3/6/10

Free Throw Percentage (min. 5 attempts)

1.000 (11-11) by Samantha Prahalis, OSU, 3/6/10
1.000 (10-10) by Rachel Banham, MINN, 3/6/14
1.000 (8-8) by Katie Gearlds, Purdue, 3/2/07
1.000 (6-6) by Janel McCarville, Minn, 3/1/02
1.000 (6-6) by Lindsay Whalen, Minn, 3/1/02

Rebounds

19 by Amanda Zahui B., Minnesota, 3/6/14

Assists

8 by Kisha Kelley, Michigan State, 3/4/95

Turnovers

8 by Angela Hawkins, Indiana, 3/6/03
8 by FahKara Malone, Purdue, 3/2/07

Blocked Shots

6 by Amanda Zahui B., Minnesota, 3/6/14

Steals

7 by Kelly Komara, Purdue, 3/3/00
7 by Kianuan Burns, Minnesota, 2/28/97

Post-Season Tournaments

The Badger women have qualified for 14 national postseason basketball tournaments in the 34-year history of the program. In 1999, 2000, 2007, 2008, 2009 and 2011, the Badgers were invited to the Women's National Invitational Tournament (WNIT). UW won the WNIT in 2000 and was the runner-up in 2007 and 1999. Wisconsin attended its seventh NCAA tournament in 2010. UW has a 2-7 overall record in NCAA tournament play.

Year	Championship (Head Coach)	Results	Location	Leading Scorer
2010-11	WNIT Championship (1-1, Coach Stone) March 16 First Round: Butler March 26 Second Round: Illinois State	W 68-48 L 59-62	Madison, Wis. Madison, Wis.	Lin Zastrow, 22 Alyssa Karel, 24
2009-10	NCAA Championship (0-1, Coach Stone) March 21 First Round	L 55-64	Notre Dame, Ind.	Alyssa Karel, 13
2008-09	WNIT Championship (1-1, Coach Stone) First round bye March 22 Second Round: Kentucky March 26 Quarters: St. Bonaventure	W 49-45 L 51-56	Madison, Wis. Madison, Wis.	Tara Steinbauer, 18 Teah Gant, 20
2007-08	WNIT Championship (0-1, Coach Stone) First round bye March 22 Second Round: Villanova	L 54-60	Madison, Wis.	Jolene Anderson, 21
2006-07	WNIT Championship (4-1, Coach Stone) March 18 First Round: Arkansas State March 22 Second Round: Kentucky March 25 Quarters: Virginia March 28 Semifinals: Western Kentucky March 31 Championship: Wyoming	W 77-45 W 67-61 W 84-78 W 79-72 L 56-72	Madison, Wis. Madison, Wis. Madison, Wis. Madison, Wis. Laramie, Wyo.	Jolene Anderson, 30 Jolene Anderson, 22 Jolene Anderson, 30 Jolene Anderson, 26 Jolene Anderson, 21
2001-02	NCAA Championship (0-1, Coach Albright) March 16 First Round: Arizona State	Midwest Region #8 seed-64 L 70-73	Nashville, Tenn.	Jessie Stomski, 19
2000-01	NCAA Championship (0-1, Coach Albright) March 16 First Round: Missouri	East Region #7 seed-64 L 68-71	Athens, Ga.	Jessie Stomski, 29
1999-2000	WNIT Championship (5-0, Coach Albright) March 15 First Round: Fairfield March 19 Second Round: DePaul March 17 Quarters: Michigan State March 20 Semifinals: Colorado State March 23 Championship: Florida	W 83-46 W 82-76 W 77-45 W 78-60 W 75-74	Madison, Wis. Madison, Wis. Madison, Wis. Madison, Wis. Madison, Wis.	Sims-Stomski, 13 LaTonya Sims, 20 LaTonya Sims, 28 Kelley Paulus, 18 Tamara Moore, 25
1998-99	WNIT Championship (4-1, Coach Albright) March 11 First Round: Indiana State March 14 Second Round: Siena March 17 Quarters: Michigan State March 20 Semifinals: Memphis March 23 Championship: Arkansas	W 80-43 W 107-85 W 70-69 OT W 92-73 L 64-67	Madison, Wis. Madison, Wis. Madison, Wis. Madison, Wis. Fayetteville, Ark.	Tamara Moore, 28 LaTonya Sims, 24 LaTonya Sims, 22 Moore-Stomski, 21 LaTonya Sims, 21
1997-98	NCAA Championship (0-1, Coach Albright) March 14 First Round: Virginia Tech	West Region #6 seed-64 L 64-75	Gainesville, Fla.	LaTonya Sims, 20
1995-96	NCAA Championship (1-1-Coach Albright) March 15 First Round: Oregon March 17 Second Round: #12 Vanderbilt	Midwest Region #6 seed-64 W 74-60 L 94-82	Nashville, Tenn. Nashville, Tenn.	Barb Franke, 24 Katie Voigt, 20
1994-95	NCAA Championship (1-1, Coach Albright) March 16 First Round: #23 Kansas March 18 Second Round: #5 Texas Tech	Midwest Region #10 seed-64 W 73-72 L 65-88	Lubbock, Texas Lubbock, Texas	Keisha Anderson, 22 Barb Franke, 23
1991-92	NCAA Championship (0-1, Coach Murphy) March 18 First Round: Montana	West Region #6 seed-48 L 74-85	Madison, Wis.	Robin Threatt, 20
1981-82	IAIAW Championship (1-1, Coach Qualls) March 21 Second Round: Colorado March 23 Quarterfinals: #6 Texas	MAIAW Regional Champions, 3-0; Top 16 teams to qualify for Natls W 60-59 L 61-73	Austin, Texas Austin, Texas	Janet Huff, 12 Chris Pruitt, 13

NCAATournamentRecords

Wisconsin Highs & Lows

Points

82 vs. Vanderbilt, 3-17-96 (High)
55 vs. Vermont, 3-21-10 (Low)

Field Goals

29 vs. Arizona State, 3-16-02; vs. Kansas, 3-16-95 (High)
22 vs. Vermont, 3-21-10; vs. Texas Tech, 3-18-95 (Low)

Field Goal Attempts

71 vs. Montana, 3-18-92 (High)
55 vs. Missouri, 3-16-01 (Low)

Field Goal Percentage

.491 (27-55) vs. Missouri, 3-16-01 (High)
.354 (23-65) vs. Virginia Tech, 3-14-98 (Low)

3-point Field Goals

9 vs. Texas Tech, 3-18-95 (High)
3 vs. Arizona State, 3-16-02; vs. Virginia Tech, 3-14-98;
vs. Vanderbilt, 3-17-96 (Low)

3-point Field Goal Attempts

29 vs. Montana, 3-18-92 (High)
7 vs. Arizona State, 3-16-02 (Low)

3-point Field Goal Percentage

.500 (4-8) vs. Oregon, 3-15-96 (High)
.207 (6-29) vs. Montana, 3-18-92 (Low)

Free Throws

25 vs. Vanderbilt, 3-17-96 (High)
6 vs. Vermont, 3-21-10 (Low)

Free Throw Attempts

29 vs. Vanderbilt, 3-17-96 (High)
9 vs. Vermont, 3-21-10 (Low)

Free Throw Percentage

.862 (25-29) vs. Vanderbilt, 3-17-96 (High)
.536 (15-28) vs. Virginia Tech, 3-14-98 (Low)

Rebounds

41 vs. Vermont, 3-21-10; vs. Virginia Tech, 3-14-98 (High)
33 vs. Oregon, 3-15-96 (Low)

Personal Fouls

24 vs. Montana, 3-18-92 (High)
12 vs. Missouri, 3-16-01 (Low)

Assists

18 vs. Oregon, 3-15-96 (High)
9 vs. Virginia Tech, 3-14-98 (Low)

Turnovers

21 vs. Missouri, 3-16-01 (High)
11 vs. Oregon, 3-15-96 (Low)

Blocked Shots

5 vs. Montana, 3-18-92 (High)
1 vs. Vanderbilt, 3-17-96; vs. Kansas, 3-16-95 (Low)

Steals

14 vs. Montana, 3-18-92 (High)
4 vs. Arizona State, 3-16-02 (Low)

Opponent Highs & Lows

Points

96 by Vanderbilt, 3-17-96 (High)
60 by Oregon, 3-15-96 (Low)

Field Goals

35 by Texas Tech, 3-18-95 (High)
21 by Vermont, 3-21-10; vs. Oregon, 3-15-96 (Low)

Field Goal Attempts

74 by Texas Tech, 3-18-95 (High)
50 by Vanderbilt, 3-17-96 (Low)

Field Goal Percentage

.635 by Vanderbilt, 3-17-96 (High)
.404 by Vermont, 3-21-10 (Low)

3-point Field Goals

8 by Missouri, 3-16-01 (High)
2 by Virginia Tech, 3-14-98; by Kansas, 3-16-95 (Low)

3-point Field Goal Attempts

20 by Missouri, 3-16-01 (High)
7 by Texas Tech, 3-18-95; by Montana, 3-18-92 (Low)

3-point Field Goal Percentage

.625 (5-8) by Oregon, 3-15-96 (High)
.154 (2-13) by Kansas, 3-16-95

Free Throws

27 by Virginia Tech, 3-14-98 (High)
5 by Missouri, 3-16-01 (Low)

Free Throw Attempts

34 by Vanderbilt, 3-17-96 (High)
6 by Missouri, 3-16-01 (Low)

Free Throw Percentage

.833 (5-6) by Missouri, 3-16-01 (High)
.611 (11-18) by Arizona State, 3-16-02 (Low)

Rebounds

48 by Texas Tech, 3-18-95 (High)
27 by Virginia Tech, 3-14-98 (Low)

Personal Fouls

22 by Virginia Tech, 3-14-98 (High)
11 by Arizona State, 3-16-02 (Low)

Assists

27 by Vanderbilt, 3-17-96 (High)
7 by Oregon, 3-15-96 (Low)

Turnovers

25 by Montana, 3-18-92 (High)
9 by Texas Tech, 3-18-95 (Low)

Blocked Shots

10 by Vermont, 3-21-10; vs. Vanderbilt, 3-17-96 (High)
1 by Virginia Tech, 3-14-98 (Low)

Steals

12 by Missouri, 3-16-01; by Texas Tech, 3-18-95 (High)
4 by Arizona State, 3-16-02 (Low)

NCAA Tournament

All-Time NCAA Record: 2-7 (7 years)
First Round: 2-5; Second Round: 0-2

2010 (#7 seed) • Notre Dame, Ind.
lost to #10-seed Vermont, 55-64

The Badgers made their seventh NCAA tournament appearance and their first in eight years as the No. 7 seed in the Kansas City Regional. UW lost to Vermont, 55-64 in the first round. The Catamounts jumped out to a 14-point lead late in the first half but the UW came back early in the second half. Wisconsin lead by four points with less than 15 minutes to play but Vermont rallied, hitting 11-of-14 free throws in the second period.

2002 (#8 seed) • Nashville, Tenn.
lost to #9-seed Arizona State, 70-73

The Badgers made their sixth NCAA tournament as the No. 8 seed in the Midwest Region. UW lost to Arizona State, 73-70, in the first round. Wisconsin saw a 14-point late first-half lead slip away as ASU hit 65 percent of its shots in the second half. Jessie Stomski recorded her 37th career double-double (19 points and 10 rebounds).

2001 (#7 seed) • Athens, Ga.
lost to #10-seed Missouri, 68-71

The 25th-ranked Badgers made their fifth NCAA appearance as the No. 7 seed in the East Region. UW was upset in the first round by 10th-seed Missouri, 68-71. Wisconsin led by double digits in both halves but didn't score a basket over the last six minutes.

1998 (#6 seed) • Gainesville, Fla.
lost to #11-seed Virginia Tech, 64-75

The Badgers were appointed the No. 6 seed in the West Regional taking on 11th-seeded Virginia Tech. The Hokies upset the 23rd-ranked Badgers in the opener, 64-75. Tech hit 27-of-31 from the free throw line and UW shot just 27 percent for the second half.

1996 (#6 seed) • Nashville, Tenn.
def. #11-seed Oregon, 74-60
lost to #3-seed (AP rank 12th) Vanderbilt, 94-82

The Badger team tied the highest seed in NCAA bids at sixth in the Mideast Region. Wisconsin won 74-60 over Oregon in the first round as four Badgers scored in double figures. UW lost to host Vanderbilt, 94-82, in the second round. Leading by two at the half, the Lady Commodores opened the second half on a 15-4 run and shot 63.5 percent for the game.

1995 (#10 seed) • Lubbock, Texas
def. #7-seed (AP rank 23rd) Kansas, 73-72
lost to #2-seed (AP rank 5th) Texas Tech, 65-88

The Badgers earned the No. 10 seed in the Midwest region and won their first-ever NCAA game in a 73-72 thriller over No. 23 Kansas. Sharon Johnson hit a 19-foot jumper with 2.8 seconds remaining to give the UW the win. Wisconsin rallied from a 56-40 deficit with more than 12 minutes remaining. The Badgers lost to No. 5 Texas Tech in the subregional final in Lubbock, Texas. The Lady Aggies went on a 22-2 in the second half to take a 25-point lead.

1992 (#6 seed) • Madison, Wis.
lost to #11 seed Montana, 74-85

The Badgers received their first NCAA bid after a 20-9 season and third-place Big Ten finish (13-5 record). Wisconsin, the sixth seed in the West Region, lost to Montana in the first round in Madison, 74-85. The Grizzlies opened the game on a 22-8 run with Shannon Cate scoring 12 of her game-high 34 points.

AIAW Tournament

The Association of Intercollegiate Athletics for Women (AIAW) was the national governing body for women's athletics prior to the NCAA. Begun in 1971, the AIAW administered national championships for college women's programs, equivalent to what the NCAA was doing for men's programs. In the early 1980s, the NCAA began hosting women's championships. For the 1981-82 academic year, schools were able to compete in either the NCAA or the AIAW championships. Following that season, the AIAW discontinued operation and most member schools continued their women's athletics programs under the governance of the NCAA.

All-Time NCAA Record: 1-1 (1 year)

1982 • Austin, Texas
def. Colorado, 60-59
lost to #6 Texas, 61-73 (Quarterfinals)

Wisconsin won the Midwest AIAW Regional tournament (MAIAW) to advance to the national championship. UW won its first game, 60-59, over Colorado to enter the Elite Eight before losing to host and No. 6 Texas, 61-73.

Individual

Scoring

- 29 by Jessie Stomski vs. Missouri, 3-16-01
- 24 by Barb Franke vs. Oregon, 3-15-96
- 23 by Barb Franke vs. Texas Tech, 3-18-95
- 22 by Keisha Anderson vs. Kansas, 3-16-95
- 20 by LaTonya Sims vs. Virginia Tech, 3-14-98
20 by Katie Voigt vs. Vanderbilt, 3-17-96
20 by Robin Threatt vs. Montana, 3-18-92

Rebounding

- 14 by Ann Klapperich vs. Virginia Tech, 3-14-98
- 12 by Barb Franke vs. Texas Tech, 3-18-95
- 11 by Jessie Stomski vs. Missouri, 3-16-01
11 by Barb Franke vs. Vanderbilt, 3-17-96
- 10 by Jessie Stomski vs. Arizona State, 3-16-02
10 by Ann Klapperich vs. Vanderbilt, 3-17-96
10 by Michele Kozelka vs. Montana, 3-18-92

Assists

- 8 by Keisha Anderson vs. Kansas, 3-16-95
- 7 by Keisha Anderson vs. Oregon, 3-15-96
7 by Keisha Anderson vs. Texas Tech, 3-18-95
7 by Peggy Shreve vs. Montana, 3-18-92
- 4 by Tamara Moore vs. Arizona State, 3-16-02
4 by Keisha Anderson vs. Vanderbilt, 3-17-96
4 by Katie Voigt vs. Oregon, 3-15-96
4 by Robin Threatt vs. Montana, 3-18-92

Steals

- 5 by Tanisha Boston vs. Virginia Tech, 3-14-98
- 4 by Tamara Moore vs. Missouri, 3-16-01
4 by Keisha Anderson vs. Vanderbilt, 3-17-96
- 3 (7x; MR Rae Lin D'Alie vs. Vermont, 3-21-10)

Wisconsin

Points

29 by Jessie Stomski vs. Missouri, 3-16-01

Field Goals

12 by Jessie Stomski vs. Missouri, 3-16-01

Field Goal Attempts

18 by Jessie Stomski vs. Missouri, 3-16-01
18 by Barb Franke vs. Oregon, 3-15-96
18 by Keisha Anderson vs. Kansas, 3-16-95

Field Goal Percentage (min. five attempts)

.667 (12-18) by Jessie Stomski vs. Missouri, 3-16-01
.667 (4-6) by Camille Williams vs. Montana, 3-18-92

3-point Field Goals

4 by Katie Voigt vs. Oregon, 3-15-96
4 by Katie Voigt vs. Kansas, 3-16-95

3-point Field Goal Attempts

10 by Mynette Clark vs. Montana, 3-18-92

3-point Field Goal Percentage (min. five attempts)

.600 (3-5) by Katie Cattnach vs. Texas Tech, 3-18-95

Free Throws

8 by Keisha Anderson vs. Vanderbilt, 3-17-96
8 by Barb Franke vs. Texas Tech, 3-18-95

Free Throw Attempts

12 by Barb Franke vs. Texas Tech, 3-18-95

Free Throw Percentage (min. 5 attempts)

1.000 (8-8) by Keisha Anderson vs. Vanderbilt, 3-17-96
1.000 (6-6) by Keisha Anderson vs. Oregon, 3-15-96

Rebounds

14 by Ann Klapperich vs. Virginia Tech, 3-14-98

Assists

8 by Keisha Anderson vs. Kansas, 3-16-95

Turnovers

11 by Tamara Moore vs. Missouri, 3-16-01

Blocked Shots

3 by Robin Threatt vs. Montana, 3-18-92

Steals

5 by Tanisha Boston vs. Virginia Tech, 3-14-98

Opponents

Points

34 by Shannon Cate, Montana, 3-18-92

Field Goals

15 by Shannon Cate, Montana, 3-18-92

Field Goal Attempts

25 by Shannon Cate, Montana, 3-18-92

Field Goal Percentage (min. five attempts)

.875 (7-8) by Alicia Thompson, Texas Tech, 3-18-95

3-point Field Goals

4 by Amanda Lassiter, Missouri, 3-16-01

3-point Field Goal Attempts

6 by Amanda Levens, Arizona State, 3-16-02
6 by Amanda Lassiter, Missouri, 3-16-01
6 by Noel Johnson, Texas Tech, 3-18-95

3-point Field Goal Percentage (min. five attempts)

.667 (4-6) by Amanda Lassiter, Missouri, 3-16-01

Free Throws

16 by Amy Wetzel, Virginia Tech, 3-14-98

Free Throw Attempts

17 by Amy Wetzel, Virginia Tech, 3-14-98

Free Throw Percentage (min. 5 attempts)

1.000 (6-6) by Lisa Witherspoon, Virginia Tech, 3-14-98
1.000 (5-5) by Michelle Palmisano, Vanderbilt, 3-17-96

Rebounds

11 by Charisse Sampson, Kansas, 3-16-95
11 by Melinda White, Texas Tech, 3-18-95
11 by Shannon Cate, Montana, 3-18-92

Assists

8 by Ginger Jared, Vanderbilt, 3-17-96
8 by Tabitha Truesdale, Texas Tech, 3-18-95

Turnovers

10 by Shannon Cate, Montana, 3-18-92

Blocked Shots

6 by Angela Gorsica, Vanderbilt, 3-17-96

Steals

6 by Kerensa Barr, Missouri, 3-16-01

WNITournamentResults

All-Time Record: 15-5 (six years)

2011: 1-1

Date	Opponent	FG-FGA	%	3 Pt.	%	FT-FTA	%	Reb	PF-D	A	TO	Blk	Stl	Pts.	Record
3-16	BUTLER	18-54	.333	4-26	.154	8-12	.667	28	18-1	11	12	2	9	48	20-14
	UW (809)	26-52	.500	4-13	.308	12-15	.800	38	13-0	22	14	2	2	68	16-14
3-20	ILLINOIS STATE	19-47	.404	4-12	.333	20-23	.870	35	17-1	10	16	2	7	62	22-10
	UW (1,321)	22-56	.393	4-13	.308	11-19	.579	32	20-1	7	12	2	9	59	16-15

2009: 1-1

Date	Opponent	FG-FGA	%	3 Pt.	%	FT-FTA	%	Reb	PF-D	A	TO	Blk	Stl	Pts.	Record
3-22	KENTUCKY	14-51	.275	2-12	.167	15-18	.833	46	17-0	6	19	3	6	45	16-16
	UW (1,169)	19-60	.317	2-9	.222	9-16	.563	39	16-0	15	10	5	10	49	19-15
3-26	ST. BONAVENTURE	21-53	.396	5-16	.313	9-15	.600	40	12-0	7	14	9	11	56	23-10
	UW (1,655)	19-50	.380	5-13	.385	8-11	.727	30	14-0	11	15	6	6	51	19-15

2008: 0-1

Date	Opponent	FG-FGA	%	3 Pt.	%	FT-FTA	%	Reb	PF-D	A	TO	Blk	Stl	Pts.	Record
3-22	VILLANOVA	20-49	.408	11-21	.524	9-15	.600	31	16-0	14	8	1	5	60	17-15
	UW (1,382 Field House)	22-49	.449	2-9	.222	8-18	.444	54	17-0	13	10	2	4	54	16-14

2007: 4-1

Date	Opponent	FG-FGA	%	3 Pt.	%	FT-FTA	%	Reb	PF-D	A	TO	Blk	Stl	Pts.	Record
3-18	ARKANSAS STATE	19-52	.365	3-15	.200	4-5	.800	26	12-0	13	24	2	8	45	21-13
	UW (1,699)	30-60	.500	4-16	.250	13-17	.765	39	12-0	16	17	2	17	77	20-12
3-22	KENTUCKY	21-59	.356	2-12	.167	17-21	.810	35	25-0	10	17	9	10	61	20-14
	UW (2,420)	19-62	.306	3-13	.231	26-33	.788	54	18-0	8	21	4	7	67	21-12
3-25	VIRGINIA	33-65	.508	3-15	.200	9-16	.563	33	24-2	13	12	4	7	78	19-15
	UW (3,149)	29-64	.453	4-9	.444	22-29	.759	40	15-1	11	13	0	5	84	22-12
3-28	WESTERN. KENTUCKY	28-65	.431	5-17	.294	11-15	.733	34	17-1	13	15	3	8	72	23-9
	UW (4,942)	27-58	.466	5-15	.333	20-20	1.000	37	13-0	18	14	5	8	79	23-12
3-31	at Wyoming (15,462)	27-57	.474	7-22	.318	11-15	.733	39	13-1	20	10	7	4	72	27-9
	UW	20-62	.323	7-15	.467	9-16	.563	40	17-0	7	14	3	6	56	23-13

2000: 5-0

Date	Opponent	FG-FGA	%	3 Pt.	%	FT-FTA	%	Reb	PF-D	A	TO	Blk	Stl	Pts.	Record
3-15	vs. FAIRFIELD	18-70	.257	1-8	.125	9-14	.643	43	20-0	11	23	3	10	46	25-8
	UW (2,355)	28-60	.467	6-17	.353	21-27	.778	47	13-0	20	19	5	10	83	17-12
3-19	vs. DEPAUL	29-66	.439	6-19	.316	12-16	.750	26	31-1	16	15	1	11	76	18-12
	UW (3,197)	22-45	.489	3-6	.500	35-44	.795	40	17-0	9	20	2	11	82	18-12
3-22	vs. MICHIGAN STATE	20-53	.377	2-8	.250	3-6	.500	27	21-1	13	21	5	6	45	19-12
	UW (3,441)	29-60	.483	3-13	.231	16-25	.640	45	9-0	16	13	3	12	77	19-12
3-25	vs. COLORADO STATE	21-63	.333	5-27	.185	13-18	.722	44	25-1	11	27	2	8	60	23-10
	UW (6,138)	26-63	.413	4-13	.308	22-33	.667	45	15-0	15	19	2	16	78	20-12
3-29	FLORIDA	30-83	.361	2-9	.222	12-18	.667	48	21-0	12	17	3	10	74	21-13
	UW (6,138)	32-62	.516	1-9	.111	10-19	.526	44	18-0	16	24	7	8	75	21-12

1999: 4-1

Date	Opponent	FG-FGA	%	3 Pt.	%	FT-FTA	%	Reb	PF-D	A	TO	Blk	Stl	Pts.	Record
3-11	INDIANA STATE	16-62	.258	3-17	.176	8-14	.571	32	25-1	6	25	4	12	43	18-10
	UW (2,890)	24-51	.471	2-6	.333	30-38	.789	47	15-0	11	26	8	14	80	15-13
3-14	SIENA COLLEGE	37-76	.487	9-28	.321	2-6	.333	36	23-0	30	17	1	7	85	22-9
	UW (2,949 Field House)	38-72	.528	4-14	.286	27-29	.931	38	11-0	23	9	2	11	107	16-13
3-17	MICHIGAN STATE	26-62	.419	2-11	.182	15-23	.652	45	20-0	11	21	1	8	69	17-14
	UW (5,490)	27-74	.365	0-12	.000	16-23	.696	45	19-0	14	16	3	12	70	17-13
3-20	MEMPHIS	30-65	.462	7-16	.438	6-13	.462	31	23-1	15	20	2	13	73	22-10
	UW (6,292 Field House)	32-66	.485	5-12	.417	23-28	.821	47	15-0	24	21	4	8	92	18-13
3-23	at Arkansas (14,161)	25-61	.410	4-13	.308	13-19	.684	29	16-0	17	12	2	8	67	20-14
	UW	27-61	.443	2-6	.333	8-17	.471	46	21-2	15	20	5	5	64	18-14

Post-Season Individual Leaders

Jolene Anderson, 2005–08

Tourney (games)	MIN	FG-FGA	3P-3PA	FT-FTA	REB	PF	AST	TO	BL	ST	PTS	AVG
Big Ten Totals (6)	225	47-116	17-42	13-14	29	9	15	8	0	13	124	20.7
6 Game Avg.	37.5	.405	.405	.929	4.8	1.5	2.5	1.3	0.0	2.2	20.7	
2007 WNIT Tourney (5)	184	46-103	16-44	21-27	31	10	11	14	2	16	129	25.8
2008 WNIT Tourney (1)	39	10-17	0-5	1-2	7	1	7	1	0	2	21	21.0
Totals	448	103-236	33-91	35-43	67	20	33	23	2	31	274	
12 Game Avg.	37.3	.436	.363	.814	5.6	1.7	2.8	1.9	0.2	2.6	22.8	

Barb Franke, 1991–96

Tourney (games)	MIN	FG-FGA	3P-3PA	FT-FTA	REB	PF	AST	TO	BL	ST	PTS
Postseason Totals	227	53-102	1-5	27-37	58	27	11	18	5	16	134
7 Game Avg.	32.4	.529	.200	.730	8.3	3.9	1.6	2.6	0.7	2.3	19.1

LaTonya Sims, 1997–2001

Tourney (games)	MIN	FG-FGA	3P-3PA	FT-FTA	REB	PF	AST	TO	BL	ST	PTS
Postseason Totals (17)	545	108-225	9-27	74-105	137	31	22	48	18	20	298
17 Game Avg.	32.0	.480	.333	.705	8.1	2.0	1.3	2.8	1.1	1.2	17.5

Janese Banks, 2005–08

Tourney (games)	MIN	FG-FGA	3P-3PA	FT-FTA	REB	PF	AST	TO	BL	ST	PTS	AVG
Big Ten Totals (6)	225	29-82	10-26	28-35	25	13	14	20	1	9	96	16.0
6 Game Avg.	37.5	.354	.385	.800	4.2	2.2	2.3	3.3	0.2	1.5	16.0	
2007 WNIT Tourney (5)	178	25-57	2-9	31-33	41	7	12	12	1	3	83	16.6
2008 WNIT Tourney (1)	29	0-5	0-1	1-2	4	4	1	1	0	0	1	1.0
Totals	432	54-144	12-36	60-70	70	24	27	33	2	12	180	
12 Game Avg.	36.0	.375	.333	.857	5.8	2.0	2.3	2.8	0.2	1.0	15.0	

Jessie Stomski, 1998–2002

Tourney (games)	MIN	FG-FGA	3P-3PA	FT-FTA	REB	PF	AST	TO	BL	ST	PTS
Postseason Totals (18)	559	101-212	202	560-80	151	51	30	57	13	20	260
18 Game Avg.	31.1	.476	1.000	.700	8.4	2.8	1.6	3.2	0.8	1.2	14.4

Tamara Moore, 1998–2002

Tourney (games)	MIN	FG-FGA	3P-3PA	FT-FTA	REB	PF	AST	TO	BL	ST	PTS
Postseason Totals (19)	594	96-196	19-51	59-72	108	60	80	87	24	52	111
19 Game Avg.	31.3	.490	.373	.819	5.7	3.2	4.2	4.6	1.3	2.7	13.9

Ann Klapperich, 1994–98

Tourney (games)	MIN	FG-FGA	3P-3PA	FT-FTA	REB	PF	AST	TO	BL	ST	PTS
Postseason Totals (8)	207	45-93	0-1	21-37	58	28	4	17	3	12	120
8 Game Avg.	25.9	.484	.000	.568	7.3	3.5	0.5	2.1	0.4	1.5	13.3

Katie Voigt, 1993–98

Tourney (games)	MIN	FG-FGA	3P-3PA	FT-FTA	REB	PF	AST	TO	BL	ST	PTS
Postseason Totals (9)	312	43-109	24-60	10-10	34	14	21	27	4	9	78
9 Game Avg.	34.7	.394	.400	1.000	3.8	1.6	2.3	3.0	0.4	1.0	11.1

*Statistics include Big Ten Tournament, WNIT and NCAA Tournament events

2014-15 Statistics

All games

RECORD:	OVERALL	HOME	AWAY	NEUTRAL
ALL GAMES	9-20	5-8	4-9	0-3
CONFERENCE	5-13	2-7	3-6	0-0
NON-CONFERENCE	4-7	3-1	1-3	0-3

#	Player	gp-gs	min	avg	Total		3-Point		F-Throw		Rebounds				pf	dq	a	to	blk	stl	pts	avg
					fg-fga	fg%	3fg-fga	3fg%	ft-fa	ft%	off	def	tot	avg								
00	Malone, Shannon	1-0	3	3.0	0-0	.000	0-0	.000	0-0	.000	1	0	1	1.0	0	0	1	0	0	0	0	0.0
01	Whyte, Dakota	29-28	901	31.1	117-295	.397	17-57	.298	71-104	.683	10	75	85	2.9	66	3	110	107	5	42	322	11.1
03	Brown, AnnMarie	29-1	412	14.2	29-76	.382	4-20	.200	9-11	.818	29	60	89	3.1	29	0	19	37	1	6	71	2.4
04	Bauman, Nicole	27-27	931	34.5	149-305	.489	80-164	.488	35-47	.745	29	78	107	4.0	71	1	103	74	12	28	413	15.3
22	Cichy, Tessa	29-25	963	33.2	115-312	.369	13-70	.186	36-54	.667	47	89	136	4.7	74	3	60	71	2	29	279	9.6
23	McMorris, Cayla	29-1	485	16.7	53-140	.379	13-40	.325	21-33	.636	22	55	77	2.7	32	0	22	48	6	6	140	4.8
24	Johnson, Malayna	29-0	399	13.8	45-99	.455	0-0	.000	26-37	.703	35	56	91	3.1	37	0	6	34	30	5	116	4.0
25	Johnson, Michala	6-6	168	28.0	29-58	.500	1-2	.500	18-27	.667	13	25	38	6.3	12	0	12	16	5	3	77	12.8
30	Truesdale, Carly	6-0	19	3.2	0-1	.000	0-0	.000	1-2	.500	0	1	1	0.2	1	0	6	1	1	0	1	0.2
35	Gulczynski, Jacki	29-29	870	30.0	93-214	.435	51-125	.408	27-32	.844	24	112	136	4.7	43	1	50	44	30	14	264	9.1
43	Rochel, Cassie	28-28	674	24.1	78-166	.470	0-0	.000	29-44	.659	77	151	228	8.1	87	3	37	48	67	25	185	6.6
Team											41	62	103					17				
Total.....		29	5825		708-1666	.425	179-478	.374	273-391	.698	328	764	1092	37.7	452	11	426	497	159	158	1868	64.4
Opponents.....		29	5825		756-1880	.402	142-465	.305	332-454	.731	420	680	1100	37.9	456	-	402	352	92	282	1986	68.5

TEAM STATISTICS	WIS	OPP	Date	Opponent	Score	Att.
SCORING	1868	1986	11/16/14	ILLINOIS STATE	W 71-60	3239
Points per game	64.4	68.5	11/20/14	VANDERBILT	L 58-67	3168
Scoring margin	-4.1	-	11-23-14	at Drake	L 77-89	2430
FIELD GOALS-ATT	708-1666	756-1880	11-27-14	vs South Carolina	L 44-67	167
Field goal pct	.425	.402	11/28/14	vs East Carolina	L 43-61	150
3 POINT FG-ATT	179-478	142-465	12/04/14	at Miami	L 54-66	593
3-point FG pct	.374	.305	12/06/14	MARQUETTE	W 89-64	3412
3-pt FG made per game	6.2	4.9	12/10/14	at Florida	W 51-48	1679
FREE THROWS-ATT	273-391	332-454	12/13/14	at Green Bay	L 43-53	3581
Free throw pct	.698	.731	12/20/14	ORAL ROBERTS	W 70-52	3476
F-Throws made per game	9.4	11.4	* 12/28/14	MICHIGAN	W 63-53	3528
REBOUNDS	1092	1100	* 1/1/15	at Northwestern	L 46-68	1163
Rebounds per game	37.7	37.9	* 01/04/15	MINNESOTA	L 60-72	3814
Rebounding margin	-0.3	-	* 01/06/15	PENN STATE	W 65-46	2822
ASSISTS	426	402	* 1/11/15	at Indiana	L 52-69	3155
Assists per game	14.7	13.9	* 1/15/15	at Purdue	W 65-56	5916
TURNOVERS	497	352	* 01/18/15	RUTGERS	L 63-73	4114
Turnovers per game	17.1	12.1	* 01/22/15	NEBRASKA	L 72-89	3023
Turnover margin	-5.0	-	* 01/25/15	at Michigan State	L 71-77	7560
Assist/turnover ratio	0.9	1.1	* 01/29/15	OHIO STATE	L 73-85	3296
STEALS	158	282	* 2/1/15	at Illinois	W 73-62	1797
Steals per game	5.4	9.7	* 02/08/15	IOWA	L 75-87	11428
BLOCKS	159	92	* 02/11/15	at Minnesota	L 82-93	3609
Blocks per game	5.5	3.2	* 02/15/15	at Nebraska	L 63-70	8622
ATTENDANCE	53637	57699	* 02/19/15	MARYLAND	L 70-81	3026
Home games-Avg/Game	13-4126	13-4147	* 02/22/15	NORTHWESTERN	Lot 83-86	5291
Neutral site-Avg/Game	-	3-1263	* 2/26/15	at Iowa	L 74-78	4536
			* 3/1/15	at Penn State	W 62-56	9270
			3/4/15	vs Purdue	L 56-58	3471

* = Conference game

Score by Periods	1st	2nd	OT	Totals
Wisconsin	879	976	13	1868
Opponents	956	1014	16	1986

Conference games

RECORD:	OVERALL	HOME	AWAY	NEUTRAL
ALL GAMES	5-13	2-7	3-6	0-0
CONFERENCE	5-13	2-7	3-6	0-0
NON-CONFERENCE	0-0	0-0	0-0	0-0

##	Player	gp-gs	min	avg	Total		3-Point		F-Throw		Rebounds								pts	avg		
					fg-fga	fg%	3fg-fga	3fg%	ft-fga	ft%	off	def	tot	avg	pf	dq	a	to			blk	stl
04	Bauman, Nicole	18-18	644	35.8	108-213	.507	61-120	.508	23-28	.821	22	55	77	4.3	51	1	64	50	10	17	300	16.7
01	Whyte, Dakota	18-18	570	31.7	73-192	.380	12-37	.324	49-73	.671	6	40	46	2.6	36	2	69	66	1	26	207	11.5
22	Cichy, Tessa	18-17	663	36.8	85-232	.366	8-47	.170	28-40	.700	36	68	104	5.8	54	3	45	51	1	21	206	11.4
35	Gulczynski, Jacki	18-18	521	28.9	63-141	.447	40-89	.449	21-25	.840	17	70	87	4.8	29	1	34	29	19	7	187	10.4
43	Rochel, Cassie	18-18	476	26.4	54-121	.446	0-0	.000	23-36	.639	54	115	169	9.4	61	3	23	36	44	19	131	7.3
24	Johnson, Malayna	18-0	227	12.6	29-64	.453	0-0	.000	22-31	.710	29	37	66	3.7	21	0	4	21	22	3	80	4.4
23	McMorris, Cayla	18-0	243	13.5	19-67	.284	6-24	.250	10-16	.625	10	27	37	2.1	18	0	11	24	2	5	54	3.0
03	Brown, AnnMarie	18-1	268	14.9	19-51	.373	3-15	.200	6-7	.857	17	37	54	3.0	20	0	9	19	1	3	47	2.6
30	Truesdale, Carly	3-0	10	3.3	0-1	.000	0-0	.000	0-0	.000	0	0	0	0.0	1	0	1	1	1	0	0	0.0
00	Malone, Shannon	1-0	3	3.0	0-0	.000	0-0	.000	0-0	.000	1	0	1	1.0	0	0	1	0	0	0	0	0.0
	Team										25	36	61					8				
	Total.....	18	3625		450-1082	.416	130-332	.392	182-256	.711	217	485	702	39.0	291	10	261	305	101	101	1212	67.3
	Opponents.....	18	3625		490-1181	.415	96-291	.330	225-314	.717	253	443	696	38.7	288	-	266	219	56	176	1301	72.3

TEAM STATISTICS	WIS	OPP	Date	Opponent		Score	Att.
SCORING	1212	1301	* 12/28/14	MICHIGAN	W	63-53	3528
Points per game	67.3	72.3	* 1/1/15	at Northwestern	L	46-68	1163
Scoring margin	-4.9	-	* 01/04/15	MINNESOTA	L	60-72	3814
FIELD GOALS-ATT	450-1082	490-1181	* 01/06/15	PENN STATE	W	65-46	2822
Field goal pct	.416	.415	* 1/11/15	at Indiana	L	52-69	3155
3 POINT FG-ATT	130-332	96-291	* 1/15/15	at Purdue	W	65-56	5916
3-point FG pct	.392	.330	* 01/18/15	RUTGERS	L	63-73	4114
3-pt FG made per game	7.2	5.3	* 01/22/15	NEBRASKA	L	72-89	3023
FREE THROWS-ATT	182-256	225-314	* 01/25/15	at Michigan State	L	71-77	7560
Free throw pct	.711	.717	* 01/29/15	OHIO STATE	L	73-85	3296
F-Throws made per game	10.1	12.5	* 2/1/15	at Illinois	W	73-62	1797
REBOUNDS	702	696	* 02/08/15	IOWA	L	75-87	11428
Rebounds per game	39.0	38.7	* 02/11/15	at Minnesota	L	82-93	3609
Rebounding margin	+0.3	-	* 02/15/15	at Nebraska	L	63-70	8622
ASSISTS	261	266	* 02/19/15	MARYLAND	L	70-81	3026
Assists per game	14.5	14.8	* 02/22/15	NORTHWESTERN	Lot	83-86	5291
TURNOVERS	305	219	* 2/26/15	at Iowa	L	74-78	4536
Turnovers per game	16.9	12.2	* 3/1/15	at Penn State	W	62-56	9270
Turnover margin	-4.8	-					
Assist/turnover ratio	0.9	1.2					
STEALS	101	176					
Steals per game	5.6	9.8					
BLOCKS	101	56					
Blocks per game	5.6	3.1					
ATTENDANCE	40342	45628					
Home games-Avg/Game	9-4482	9-5070					
Neutral site-Avg/Game	-	0-0					

Score by Periods	1st	2nd	OT	Totals
Wisconsin	540	659	13	1212
Opponents	623	662	16	1301

TEAM STATISTICS

Opponent	Date	Score		Total		3-Pointers		Free throws		Rebounds				pf	a	t/o	blk	stl	pts	avg
				fg-fga	pct	3fg-fga	pct	ft-fta	pct	off	def	tot	avg							
ILLINOIS STATE	11/16/14	71-60	W	27-66	.409	5-13	.385	12-18	.667	14	29	43	43.0	16	19	8	10	3	71	71.0
VANDERBILT	11/20/14	58-67	L	23-52	.442	6-20	.300	6-8	.750	10	18	28	35.5	13	14	18	3	8	58	64.5
at Drake	11-23-14	77-89	L	34-61	.557	4-16	.250	5-7	.714	7	17	24	31.7	14	17	18	6	6	77	68.7
vs South Carolina	11-27-14	44-67	L	13-46	.283	4-11	.364	14-22	.636	8	26	34	32.2	16	10	19	1	1	44	62.5
vs East Carolina	11/28/14	43-61	L	17-50	.340	4-12	.333	5-12	.417	12	24	36	33.0	13	12	23	1	7	43	58.6
at Miami	12/04/14	54-66	L	19-35	.543	4-9	.444	12-14	.857	3	27	30	32.5	16	11	28	3	6	54	57.8
MARQUETTE	12/06/14	89-64	W	33-62	.532	9-14	.643	14-22	.636	13	29	42	33.9	21	22	9	13	4	89	62.3
at Florida	12/10/14	51-48	W	22-53	.415	3-14	.214	4-5	.800	11	29	40	34.6	15	15	17	8	5	51	60.9
at Green Bay	12/13/14	43-53	L	16-46	.348	3-21	.143	8-12	.667	12	30	42	35.4	18	8	25	0	8	43	58.9
ORAL ROBERTS	12/20/14	70-52	W	30-62	.484	3-6	.500	7-8	.875	13	26	39	35.8	9	21	10	5	6	70	60.0
MICHIGAN	12/28/14	63-53	W	21-49	.429	8-14	.571	13-15	.867	10	26	36	35.8	12	16	19	4	4	63	60.3
at Northwestern	1/1/15	46-68	L	15-58	.259	5-23	.217	11-15	.733	17	31	48	36.8	16	12	24	5	7	46	59.1
MINNESOTA	01/04/15	60-72	L	24-64	.375	5-15	.333	7-8	.875	12	26	38	36.9	11	16	14	7	3	60	59.2
PENN STATE	01/06/15	65-46	W	22-58	.379	8-19	.421	13-18	.722	13	29	42	37.3	14	17	16	14	11	65	59.6
at Indiana	1/11/15	52-69	L	21-65	.323	4-13	.308	6-9	.667	16	31	47	37.9	20	5	21	7	2	52	59.1
at Purdue	1/15/15	65-56	W	26-58	.448	2-10	.200	11-17	.647	11	31	42	38.2	14	15	12	6	3	65	59.4
RUTGERS	01/18/15	63-73	L	22-52	.423	3-15	.200	16-18	.889	11	25	36	38.1	10	10	16	5	5	63	59.6
NEBRASKA	01/22/15	72-89	L	30-69	.435	6-18	.333	6-9	.667	12	26	38	38.1	18	12	12	2	4	72	60.3
at Michigan State	01/25/15	71-77	L	27-64	.422	9-18	.500	8-10	.800	6	25	31	37.7	15	13	14	5	11	71	60.9
OHIO STATE	01/29/15	73-85	L	28-63	.444	12-24	.500	5-9	.556	10	25	35	37.5	15	24	17	4	5	73	61.5
at Illinois	2/1/15	73-62	W	25-56	.446	7-18	.389	16-27	.593	17	33	50	38.1	18	11	22	7	5	73	62.0
IOWA	02/08/15	75-87	L	28-61	.459	7-17	.412	12-18	.667	13	19	32	37.9	18	18	18	1	6	75	62.6
at Minnesota	02/11/15	82-93	L	31-68	.456	10-23	.435	10-11	.909	7	25	32	37.6	20	25	15	10	3	82	63.5
at Nebraska	02/15/15	63-70	L	24-60	.400	8-19	.421	7-13	.538	13	32	45	37.9	22	11	20	10	7	63	63.5
MARYLAND	02/19/15	70-81	L	28-62	.452	7-22	.318	7-10	.700	13	21	34	37.8	18	11	15	5	4	70	63.7
NORTHWESTERN	02/22/15	83-86	Lot	29-67	.433	12-29	.414	13-18	.722	19	29	48	38.2	20	20	23	2	6	83	64.5
at Iowa	2/26/15	74-78	L	27-56	.482	10-18	.556	10-15	.667	9	29	38	38.1	19	15	18	1	8	74	64.8
at Penn State	3/1/15	62-56	W	22-52	.423	7-17	.412	11-16	.688	8	22	30	37.9	11	10	9	6	7	62	64.7
vs Purdue	3/4/15	56-58	L	24-51	.471	4-10	.400	4-7	.571	8	24	32	37.7	10	16	17	8	3	56	64.4
Wisconsin		1868		708-1666	.425	179-478	.374	273-391	.698	328	764	1092	37.7	452	426	497	159	158	1868	64.4
Opponents		1986		756-1880	.402	142-465	.305	332-454	.731	420	680	1100	37.9	456	402	352	92	282	1986	68.5

Games played: 29
Points/game: 64.4
FG Pct: 42.5
3FG Pct: 37.4
FT Pct: 69.8

Rebounds/game: 37.7
Assists/game: 14.7
Turnovers/game: 17.1
Assist/turnover ratio: 0.9
Steals/game: 5.4
Blocks/game: 5.5

OPPONENT STATISTICS

Opponent	Date	Score		Total		3-Pointers		Free throws		Rebounds				pf	a	t/o	blk	stl	pts	avg
				fg-fga	pct	3fg-fga	pct	ft-fta	pct	off	def	tot	avg							
ILLINOIS STATE	11/16/14	71-60	W	23-66	.348	4-16	.250	10-13	.769	12	29	41	41.0	22	7	8	3	3	60	60.0
VANDERBILT	11/20/14	58-67	L	28-59	.475	3-17	.176	8-11	.727	14	19	33	37.0	13	11	14	2	12	67	63.5
at Drake	11-23-14	77-89	L	35-66	.530	9-19	.474	10-12	.833	15	21	36	36.7	13	20	17	0	14	89	72.0
vs South Carolina	11-27-14	44-67	L	28-64	.438	3-12	.250	8-14	.571	13	28	41	37.8	16	20	10	7	12	67	70.8
vs East Carolina	11/28/14	43-61	L	23-64	.359	5-14	.357	10-13	.769	16	26	42	38.6	15	14	13	5	12	61	68.8
at Miami	12/04/14	54-66	L	25-72	.347	7-27	.259	9-12	.750	21	13	34	37.8	17	9	11	2	18	66	68.3
MARQUETTE	12/06/14	89-64	W	20-65	.308	2-11	.182	22-23	.957	17	20	37	37.7	20	7	12	3	3	64	67.7
at Florida	12/10/14	51-48	W	20-68	.294	3-12	.250	5-9	.556	22	21	43	38.4	12	7	11	5	8	48	65.2
at Green Bay	12/13/14	43-53	L	20-57	.351	1-19	.053	12-16	.750	11	20	31	37.6	17	6	11	1	12	53	63.9
ORAL ROBERTS	12/20/14	70-52	W	20-56	.357	6-16	.375	6-9	.667	12	18	30	36.8	10	14	14	5	5	52	62.7
MICHIGAN	12/28/14	63-53	W	21-62	.339	4-11	.364	7-11	.636	15	18	33	36.5	22	7	11	1	7	53	61.8
at Northwestern	1/1/15	46-68	L	25-62	.403	4-16	.250	14-21	.667	11	27	38	36.6	16	18	12	4	14	68	62.3
MINNESOTA	01/04/15	60-72	L	31-64	.484	9-19	.474	1-8	.125	8	28	36	36.5	11	16	11	3	7	72	63.1
PENN STATE	01/06/15	65-46	W	18-60	.300	2-9	.222	8-14	.571	17	25	42	36.9	18	10	20	4	11	46	61.9
at Indiana	1/11/15	52-69	L	22-65	.338	7-21	.333	18-20	.900	13	28	41	37.2	16	12	11	5	8	69	62.3
at Purdue	1/15/15	65-56	W	22-70	.314	5-21	.238	7-14	.500	21	24	45	37.7	14	19	11	5	9	56	61.9
RUTGERS	01/18/15	63-73	L	27-71	.380	6-8	.750	13-15	.867	21	18	39	37.8	19	14	9	4	12	73	62.6
NEBRASKA	01/22/15	72-89	L	33-66	.500	9-18	.500	14-17	.824	9	27	36	37.7	12	15	7	2	7	89	64.1
at Michigan State	01/25/15	71-77	L	29-70	.414	4-20	.200	15-17	.882	17	32	49	38.3	13	16	16	3	8	77	64.7
OHIO STATE	01/29/15	73-85	L	33-66	.500	9-24	.375	10-14	.714	12	28	40	38.3	15	16	14	3	13	85	65.8
at Illinois	2/1/15	73-62	W	24-69	.348	7-19	.368	7-13	.538	16	19	35	38.2	23	11	15	3	14	62	65.6
IOWA	02/08/15	75-87	L	33-58	.569	4-15	.267	17-21	.810	7	22	29	37.8	18	13	15	3	14	87	66.5
at Minnesota	02/11/15	82-93	L	33-80	.413	5-15	.333	22-25	.880	22	30	52	38.4	15	18	11	3	8	93	67.7
at Nebraska	02/15/15	63-70	L	27-63	.429	5-21	.238	11-19	.579	9	27	36	38.3	16	19	11	1	7	70	67.8
MARYLAND	02/19/15	70-81	L	29-59	.492	3-9	.333	20-26	.769	13	24	37	38.2	14	14	10	2	9	81	68.3
NORTHWESTERN	02/22/15	83-86	Lot	31-67	.463	6-17	.353	18-26	.692	9	19	28	37.8	18	19	10	4	18	86	69.0
at Iowa	2/26/15	74-78	L	28-65	.431	6-21	.286	16-20	.800	11	22	33	37.7	14	17	9	4	5	78	69.3
at Penn State	3/1/15	62-56	W	24-64	.375	1-7	.143	7-13	.538	22	25	47	38.0	14	12	16	2	5	56	68.9
vs Purdue	3/4/15	56-58	L	24-62	.387	3-11	.273	7-8	.875	14	22	36	37.9	13	21	12	3	7	58	68.5
Opponents		1986		756-1880	.402	142-465	.305	332-454	.731	420	680	1100	37.9	456	402	352	92	282	1986	68.5
Wisconsin		1868		708-1666	.425	179-478	.374	273-391	.698	328	764	1092	37.7	452	426	497	159	158	1868	64.4

Games played: 29
Points/game: 68.5
FG Pct: 40.2
3FG Pct: 30.5
FT Pct: 73.1

Rebounds/game: 37.9
Assists/game: 13.9
Turnovers/game: 12.1
Assist/turnover ratio: 1.1
Steals/game: 9.7
Blocks/game: 3.2

2015-16 Big Ten Composite

NOVEMBER

	ET		
13 Ohio State at South Carolina	TBD	22 TBD at Indiana (WNIT Championship)	TBD
Rutgers at Saint Joseph's	TBD	Wagner at Ohio State	2 p.m.
Tennessee State at Indiana (WNIT)	12 p.m.	Central Connecticut State at Penn State	2 p.m.
Wofford at Minnesota	6:30 p.m.	Temple at Rutgers	2 p.m.
North Dakota at Iowa (Hawkeye Challenge)	7 p.m.	Wisconsin at Dayton	2 p.m.
Holy Cross at Penn State	7 p.m.	Iowa at Northern Iowa	3 p.m.
Chicago State at Illinois	8 p.m.	Western Michigan at Northwestern	3 p.m.
14 Arkansas-Pine Bluff at Nebraska	TBD	23 USC Upstate at Michigan	7 p.m.
Binghamton at Michigan	Noon	Southern at Nebraska	8 p.m.
UMass Lowell at Maryland	2 p.m.	24 Indiana at IPFW	TBD
Louisiana Tech at Wisconsin	3 p.m.	Minnesota at Kent State	TBD
UT-Martin/North Dakota at Iowa	4 p.m.	Tennessee State at Illinois	8 p.m.
15 TBD at Indiana (WNIT)	TBD	26 Iowa vs. Wright State (Austin, Texas)	Noon
UT-Martin at Iowa	2 p.m.	Tulane vs. Rutgers	3:15 p.m.
Michigan at Detroit	2 p.m.	(St. Thomas, Virgin Islands)	
Western Michigan at Michigan State	2 p.m.	Old Dominion vs. Maryland	5:45 p.m.
Fordham at Penn State	2 p.m.	(St. Thomas, Virgin Islands)	
Ohio at Illinois	3 p.m.	Eastern Washington vs. Northwestern	6 p.m.
Howard at Northwestern	7 p.m.	(Austin, Texas)	
16 UConn at Ohio State	5:30 p.m.	27 Indiana vs. TBD (Vanderbilt Thanksgiving)	TBD
Howard at Northwestern	7 p.m.	Iowa vs. George Washington (Austin, Texas)	2:30 p.m.
Jacksonville State at Purdue	7 p.m.	Virginia vs. Rutgers (Virgin Islands)	3:15 p.m.
Rutgers at Seton Hall	7 p.m.	Purdue vs. LSU (Gulf Coast Showcase)	4:30 p.m.
North Florida at Nebraska	8 p.m.	Minnesota vs. Stetson (Puerto Rico)	4:45 p.m.
17 TBD at Indiana (WNIT)	TBD	Liberty vs. Ohio State (Las Vegas)	5:15 p.m.
18 High Point at Maryland	7 p.m.	South Dakota State vs. Maryland (Virgin Islands)	5:45 p.m.
Georgia at Michigan State	7:30 p.m.	Cincinnati vs. Michigan State (Bahamas)	5:45 p.m.
Penn State at Tennessee	8 p.m.	Hartford at Michigan	7 p.m.
Drake at Wisconsin	8 p.m.	Delaware vs. Wisconsin (SDS Classic)	7 p.m.
19 TBD at Indiana (WNIT)	TBD	Creighton vs. Northwestern (Austin, Texas)	8:30 p.m.
Xavier at Michigan	7 p.m.	Penn State at Cal State Northridge	10:30 p.m.
Belmont at Ohio State	7 p.m.	28 Indiana vs. TBD (Vanderbilt Thanksgiving)	TBD
Illinois-Chicago at Purdue	7 p.m.	Iowa vs. Houston (Austin, Texas)	Noon
St. John's at Rutgers	7 p.m.	Nebraska at UConn	1 p.m.
Western Illinois at Iowa	8 p.m.	Purdue vs. Louisville/Marist	1:30/7:30 p.m.
Idaho State at Northwestern	8 p.m.	(Gulf Coast Showcase)	
20 Detroit Mercy at Maryland	11 a.m.	Texas A&M vs. Ohio State (Las Vegas)	3 p.m.
Maine at Minnesota	8 p.m.	Green Bay vs. Rutgers (Virgin Islands)	3:15 p.m.
21 Idaho State at Michigan State	TBD	BYU/Georgia vs. Penn State	5/7:30 p.m.
Tennessee-Martin at Illinois	3 p.m.	(Cal State Northridge Tournament)	
North Carolina Central at Nebraska	3 p.m.	Baylor vs. Michigan State (Bahamas)	5:45 p.m.
Purdue at North Florida	3 p.m.	Minnesota vs. Auburn (Puerto Rico)	7 p.m.
		Pittsburgh vs. Maryland (Virgin Islands)	8 p.m.
		East Carolina vs. Northwestern (Austin, Texas)	8:30 p.m.
		29 Purdue vs. TBD (Gulf Coast Showcase)	TBD
		Oral Roberts at Michigan	2 p.m.
		Wisconsin at San Diego State (SDS Classic)	5:30 p.m.

DECEMBER

2	Northwestern at North Carolina (B1G/ACC)	6 p.m.
	Illinois at Miami (B1G/ACC)	7 p.m.
	Syracuse at Maryland (B1G/ACC)	7 p.m.
	Ohio State at Notre Dame (B1G/ACC)	7 p.m.
	Wisconsin at Wake Forest (B1G/ACC)	7 p.m.
	Iowa at Virginia (B1G/ACC)	8 p.m.
	Georgia Tech at Indiana (B1G/ACC)	8 p.m.
3	Boston College at Purdue (B1G/ACC)	6 p.m.
	Pittsburgh at Michigan (B1G/ACC)	7 p.m.
	Louisville at Michigan State (B1G/ACC)	7 p.m.
	Minnesota at Duke (B1G/ACC)	7 p.m.
	Rutgers at Florida State (B1G/ACC)	7 p.m.
	NC State at Nebraska (B1G/ACC)	8 p.m.
	Virginia Tech at Penn State (B1G/ACC)	8 p.m.
5	Central Connecticut State at Maryland	2 p.m.
6	Towson at Minnesota	TBD
	Ohio State at Cincinnati	1 p.m.
	Robert Morris at Iowa	2 p.m.
	Loyola Chicago at Michigan State	2 p.m.
	Dayton at Purdue	2 p.m.
	Arkansas at Rutgers	2 p.m.
	Lehigh at Illinois	3 p.m.
	Creighton at Nebraska	3 p.m.
	Wisconsin-Milwaukee at Northwestern	3 p.m.
	Penn State at South Florida	3 p.m.
	Wisconsin at Marquette	3 p.m.
	Michigan at Princeton	4 p.m.
8	Indiana at Indiana State	TBD
	Loyola (Md.) at Maryland	7 p.m.
	Youngstown State at Penn State	7 p.m.
	Southern Illinois at Illinois	8 p.m.
	Evansville at Nebraska	8 p.m.
9	Michigan State at Davidson	6:30 p.m.
	Iona at Rutgers	7 p.m.
10	Incarnate Word at Purdue	7 p.m.
	Florida at Wisconsin	8 p.m.
11	Samford at Indiana	7 p.m.
	Southern at Maryland	7 p.m.
	Iowa at Iowa State	8 p.m.
12	Penn State at St. Bonaventure	1:30 p.m.
	Central Michigan at Illinois	3 p.m.
	Memphis at Minnesota	3 p.m.
	Nebraska at California	8 p.m.

13	UCLA at Michigan	2 p.m.
	North Carolina A&T at Ohio State	2 p.m.
	Ball State at Purdue	2 p.m.
	Michigan State at Oakland	3 p.m.
	Northwestern at Loyola (Chicago)	3 p.m.
	Green Bay at Wisconsin	3 p.m.
	Savannah State at Rutgers	4 p.m.
15	Alcorn State at Northwestern	Noon
16	New Mexico at Minnesota	1 p.m.
	Northern Illinois at Wisconsin	8 p.m.
18	Princeton at Ohio State	7 p.m.
	Michigan State at Northeastern	7:30 p.m.
19	LSU at Rutgers	2 p.m.
	Miami (Ohio) at Michigan	2:30 p.m.
	Illinois at Memphis	3 p.m.
	Northern Arizona at Nebraska	5 p.m.
	DePaul at Northwestern	6 p.m.
	Bradley at Iowa	6 p.m.
20	Sacred Heart at Penn State	Noon
	Maryland at Maryland Eastern Shore	1 p.m.
	Indiana vs. Miami (Orlando, Fla.)	7:15 p.m.
21	Detroit at Michigan State	7 p.m.
	Virginia at Ohio State	7 p.m.
	Maine at Purdue	7 p.m.
	Indiana vs. West Virginia (Winter Park, Fla.)	7:15 p.m.
	Arkansas State at Nebraska	8 p.m.
22	UMKC at Northwestern	2 p.m.
	Drake at Iowa	6 p.m.
	South Dakota at Illinois	8 p.m.
23	Michigan at Eastern Michigan	3:30 p.m.
	North Dakota at Minnesota	4 p.m.
28	Yale at Indiana	7 p.m.
	NJIT at Minnesota	8 p.m.
	Maryland vs. UConn (New York)	8:30 p.m.

***All times listed are ET
Schedule subject to change***

DECEMBER

31	Michigan State at Ohio State	Noon	BTN
	Minnesota at Rutgers	1 p.m.	BTN Plus
	Purdue at Michigan	1 p.m.	BTN Plus
	Iowa at Nebraska	2 p.m.	BTN Plus
	Northwestern at Penn State	2 p.m.	BTN Plus
	Indiana at Wisconsin	3 p.m.	BTN Plus
	Maryland at Illinois	8 p.m.	BTN Plus

JANUARY

2	Ohio State at Maryland	Noon	CBS
3	Michigan at Indiana	12:30 p.m.	BTN
	Wisconsin at Michigan State	2 p.m.	BTN Plus
	Illinois at Purdue	2 p.m.	BTN Plus
	Nebraska at Northwestern	2:30 p.m.	BTN
	Penn State at Minnesota	3 p.m.	BTN Plus
4	Rutgers at Iowa	8 p.m.	BTN
7	Indiana at Ohio State	7 p.m.	BTN Plus
	Iowa at Michigan	7 p.m.	BTN Plus
	Michigan State at Penn State	7 p.m.	BTN Plus
	Nebraska at Maryland	7 p.m.	BTN
	Wisconsin at Rutgers	7 p.m.	BTN Plus
	Purdue at Northwestern	8 p.m.	BTN Plus
	Minnesota at Illinois	9 p.m.	BTN
10	Indiana at Purdue	2 p.m.	BTN Plus
	Rutgers at Ohio State	2 p.m.	BTN Plus
	Northwestern at Michigan State	2 or 6 p.m.	BTN
	Illinois at Nebraska	3 p.m.	BTN Plus
	Maryland at Iowa	3 p.m.	ESPN2
	Michigan at Minnesota	3 p.m.	BTN Plus
	Penn State at Wisconsin	4 p.m.	BTN
13	Illinois at Rutgers	7 p.m.	BTN Plus
	Michigan State at Indiana	7 p.m.	BTN Plus
	Nebraska at Penn State	7 p.m.	BTN Plus
	Iowa at Wisconsin	8 p.m.	BTN Plus
14	Maryland at Michigan	6 p.m.	BTN
	Minnesota at Purdue	7 p.m.	BTN Plus
	Ohio State at Northwestern	8 p.m.	BTN
16	Iowa at Michigan State	4:30 p.m.	BTN
	Rutgers at Nebraska	6:30 p.m.	BTN
17	Northwestern at Maryland	Noon	BTN
	Michigan at Penn State	2 p.m.	BTN Plus
	Purdue at Ohio State	2 or 4 p.m.	BTN
	Indiana at Minnesota	3 p.m.	BTN Plus
	Wisconsin at Illinois	3 p.m.	BTN Plus
19	Rutgers at Michigan State	6 p.m.	BTN

20	Illinois at Indiana	7 p.m.	BTN Plus
	Nebraska at Purdue	7 p.m.	BTN Plus
	Maryland at Wisconsin	8 p.m.	BTN Plus
	Northwestern at Minnesota	8 p.m.	BTN Plus
	Penn State at Iowa	8 p.m.	BTN Plus
21	Ohio State at Michigan	6 p.m.	BTN
23	Minnesota at Wisconsin	Noon	BTN
	Michigan State at Maryland	2 p.m.	BTN
	Penn State at Illinois	3 p.m.	BTN Plus
24	Nebraska at Michigan	2 p.m.	BTN Plus
	Iowa at Purdue	3 p.m.	BTN
	Ohio State at Rutgers	3 p.m.	ESPN2
	Indiana at Northwestern	5 p.m.	BTN
26	Maryland at Penn State	7 p.m.	BTN
	Illinois at Minnesota	9 p.m.	BTN
27	Purdue at Michigan State	7 p.m.	BTN Plus
	Rutgers at Indiana	7 p.m.	BTN Plus
	Wisconsin at Nebraska	8 p.m.	BTN Plus
28	Northwestern at Ohio State	7 p.m.	BTN
	Michigan at Iowa	8 p.m.	BTN Plus
30	Indiana at Maryland	2 p.m.	BTN Plus
	Nebraska at Rutgers	2 p.m.	BTN Plus
	Purdue at Penn State	2 p.m.	BTN Plus
31	Minnesota at Michigan	12:30 p.m.	BTN
	Iowa at Northwestern	3 p.m.	BTN Plus
	Michigan State at Wisconsin	4 p.m.	BTN Plus

FEBRUARY

1	Ohio State at Illinois	7 p.m.	BTN
2	Maryland at Purdue	6 p.m.	BTN
	Penn State at Nebraska	8 p.m.	BTN
4	Iowa at Indiana	7 p.m.	BTN
	Michigan at Michigan State	7 p.m.	BTN Plus
	Wisconsin at Ohio State	7 p.m.	BTN Plus
	Northwestern at Illinois	8 p.m.	BTN Plus
	Rutgers at Minnesota	8 p.m.	BTN Plus
7	Illinois at Michigan	2 p.m.	BTN Plus
	Nebraska at Indiana	2 p.m.	BTN Plus
	Rutgers at Penn State	2 p.m.	BTN Plus
	Michigan State at Iowa	3 p.m.	BTN Plus
	Minnesota at Northwestern	3 p.m.	BTN
8	Purdue at Wisconsin	7 p.m.	BTN
	Maryland at Ohio State	9 p.m.	ESPN2
10	Northwestern at Rutgers	7 p.m.	BTN Plus
	Indiana at Illinois	8 p.m.	BTN Plus

11	Penn State at Michigan State Purdue at Maryland Wisconsin at Michigan Nebraska at Minnesota Ohio State at Iowa	6:30 p.m. 7 p.m. 7 p.m. 8 p.m. 8:30 p.m.	BTN BTN Plus BTN Plus BTN Plus BTN
13	Rutgers at Illinois	6 p.m.	BTN
14	Michigan at Purdue Ohio State at Penn State Wisconsin at Indiana Maryland at Northwestern Michigan State at Nebraska	2 p.m. 2 p.m. 2 p.m. 4 p.m. 4 p.m.	BTN Plus BTN BTN Plus ESPN2 BTN
15	Iowa at Minnesota	8 p.m.	BTN
17	Michigan at Maryland Illinois at Wisconsin Penn State at Northwestern	7 p.m. 8 p.m. 8 p.m.	BTN Plus BTN Plus BTN Plus
18	Nebraska at Ohio State Michigan State at Rutgers Minnesota at Indiana Purdue at Iowa	6 p.m. 7 p.m. 7 p.m. 8 p.m.	BTN BTN Plus BTN Plus BTN Plus
20	Penn State at Michigan Northwestern at Wisconsin	Noon 2 p.m.	BTN BTN
20/21	Purdue at Nebraska	TBD	BTN/BTN Plus
21	Illinois at Ohio State Indiana at Iowa Minnesota at Michigan State Maryland at Rutgers	TBD TBD TBD 3 p.m.	BTN or BTN Plus BTN or BTN Plus BTN or BTN Plus ESPN2
23	Michigan at Northwestern	6:30 p.m.	BTN
24	Iowa at Penn State Indiana at Nebraska Michigan State at Illinois Ohio State at Minnesota	7 p.m. 8 p.m. 8 p.m. 8 p.m.	BTN Plus BTN Plus BTN Plus BTN Plus
25	Rutgers at Purdue Wisconsin at Maryland	6:30 p.m. 6:30 p.m.	BTN or BTN Plus BTN or BTN Plus
27	Ohio State at Michigan State Penn State at Indiana Illinois at Iowa	2 p.m. 4 p.m. 6 p.m.	BTN BTN BTN
28	Michigan at Rutgers Northwestern at Nebraska Wisconsin at Purdue Minnesota at Maryland	2 or 4 p.m. 2 or 4 p.m. 2 or 4 p.m. 5 p.m.	BTN/BTN Plus BTN/BTN Plus BTN/BTN Plus ESPN2

2015 BIG TEN TOURNAMENT

Bankers Life Fieldhouse, Indianapolis

Wednesday, March 2

Game 1: #12 Seed vs. #13 Seed 1:30 p.m.
Game 2: #11 Seed vs. #14 Seed 25 min. after

Thursday, March 3

Game 3: #8 Seed vs. #9 Seed Noon
Game 4: #5 Seed vs. Game 1 Winner 25 min. after
Game 5: #7 Seed vs. #10 Seed 6:30 p.m.
Game 6: #6 Seed vs. Game 2 Winner 25 min. after

Friday, March 4

Game 7: #1 Seed vs. Game 3 Winner Noon
Game 8: #4 Seed vs. Game 4 Winner 25 min. after
Game 9: #2 Seed vs. Game 5 Winner 6:30 p.m.
Game 10: #3 Seed vs. Game 6 Winner 25 min. after

Saturday, March 5

Game 11: Game 7 Winner vs. Game 8 Winner 3 p.m.
Game 12: Game 9 Winner vs. Game 10 Winner 25 min. after

Sunday, March 6

Game 13: Game 11 Winner vs. Game 12 Winner 7 p.m. ESPN

All times listed are ET

Schedule subject to change



Front row—Managers: Ryan Yentz, Katie Nord, Spencer Brink, Will Kuenster; Middle row: Student Assistant Coach Shannon Malone, Marsha Howard, Roichelle Marble, Cayla McMorris, Tessa Cichy, Dakota Whyte, Nicole Bauman, Elizabeth Toye, Athletic Trainer Stefanie Arndt; Back Row: Video Coordinator Jason Frausto, Graduate Assistant Coach Katie Baker, Assistant Coach Anya Covington, Assistant Coach Jayme Stewart, Michala Johnson, Rosie Gambino, Malayna Johnson, Michaela Crall, Avyanna Young, Head Coach Bobbie Kelsey, Assistant Coach Sasha Palmer, Director of Operations Jill Jameson, Strength and Conditioning Coach Renee Zernicke

2015-16 WISCONSIN WOMEN'S BASKETBALL SCHEDULE

Day	Date	Opponent	Time	TV
SUNDAY	NOV. 8	MINNESOTA STATE (Exhibition)	2 p.m.	
WEDNESDAY	NOV. 11	UW-EAU CLAIRE (Exhibition)	7 p.m.	
SATURDAY	NOV. 14	LOUISIANA TECH	2 p.m.	
WEDNESDAY	NOV. 18	DRAKE	7 p.m.	
Sunday	Nov. 22	at Dayton	1 p.m.	

at SDSU Thanksgiving Classic, San Diego, Calif.

Friday	Nov. 27	vs. Delaware	6 p.m.	
Sunday	Nov. 29	at San Diego State	4:30 p.m.	

Wednesday	Dec. 2	at Wake Forest (Big Ten/ACC Challenge)	6 p.m.	
Sunday	Dec. 6	at Marquette	2 p.m.	
THURSDAY	DEC. 10	FLORIDA	7 p.m.	BTN
SUNDAY	DEC. 13	GREEN BAY	2 p.m.	
WEDNESDAY	DEC. 16	NORTHERN ILLINOIS	7 p.m.	

THURSDAY	DEC. 31	INDIANA	2 p.m.	BTN Plus
Sunday	Jan. 3	at Michigan State	1 p.m.	BTN Plus
Thursday	Jan. 7	at Rutgers	6 p.m.	BTN Plus
SUNDAY	JAN. 10	PENN STATE	3 p.m.	BTN
WEDNESDAY	JAN. 13	IOWA	7 p.m.	BTN Plus
Sunday	Jan. 17	at Illinois	2 p.m.	BTN Plus
WEDNESDAY	JAN. 20	MARYLAND	7 p.m.	BTN Plus
SATURDAY	JAN. 23	MINNESOTA	11 a.m.	BTN
Wednesday	Jan. 27	at Nebraska	7 p.m.	BTN Plus
SUNDAY	JAN. 31	MICHIGAN STATE	3 p.m.	BTN Plus

Thursday	Feb. 4	at Ohio State	6 p.m.	BTN Plus
MONDAY	Feb. 8	PURDUE	6 p.m.	BTN
Thursday	Feb. 11	at Michigan	6 p.m.	BTN Plus
Sunday	Feb. 14	at Indiana	1 p.m.	BTN Plus
WEDNESDAY	FEB. 17	ILLINOIS	7 p.m.	BTN Plus
SATURDAY	FEB. 20	NORTHWESTERN	1 p.m.	BTN
Thursday	Feb. 25	at Maryland	5:30 p.m.	BTN or BTN Plus
Sunday	Feb. 28	at Purdue	1 p.m./3 p.m.	BTN or BTN Plus

Big Ten Tournament – Indianapolis, Ind. (Bankers Life Fieldhouse)

Wed.-Sun.	March 2-6	at Big Ten Tournament		
-----------	-----------	-----------------------	--	--

NCAA Tournament

Fri.-Mon.	March 18-21	Rounds 1-2		
Fri.-Mon.	March 25-28	at Regionals		
Sun. & Tues.	April 3 & 5	at Final Four/Championship (Indianapolis, Ind.)		

All times Central. All home games in **BOLD** played at the Kohl Center, 601 W. Dayton St.



Michala Johnson
2013-14 First-team
All-Big Ten



Dakota Whyte
10th most improved
scorer in the Big Ten



NICOLE BAUMAN
2015 Honorable
Mention All-Big Ten
No. 2 3FG% in the
country (.488)



Tessa Cichy
Fourth most improved
scorer in the Big Ten