



WISCONSIN VOLLEYBALL

2 NCAA National Championship Appearances • 18 NCAA Tournaments • 25 All-Americans • 5 Big Ten Championships

Oct. 19, 2015

Diane Nordstrom, Associate Director • Office: (608) 262-9024 • Cell: (608) 658-3644 • dkn@athletics.wisc.edu

2015 SCHEDULE

Overall: 12-6 (Home 6-2, Away 4-3, Neutral 2-1)

(3-set: 9-1; 4-set: 3-2; 5-set: 0-3)

Big Ten: 4-4 (Home: 2-1, Away 2-3)

(3-set: 3-1; 4-set: 1-1; 5-set: 0-2)

Date	Opponent	Time
AUG. 28	HOTELRED INVITATIONAL	
	vs. Western Kentucky	L, 1-3

AUG. 29	HOTELRED INVITATIONAL	
	vs. Colgate	W, 3-0
	vs. Coll of Charleston	W, 3-0

Sept. 4	at ACC/Big Ten Challenge, Louisville, Ky.	
	vs. #18 North Carolina	W, 3-0
Sept. 5	at ACC/Big Ten Challenge, Louisville, Ky.	
	vs. Louisville	W, 3-1

SEPT. 10	BADGER CLASSIC	
	vs. Georgia	W, 3-0

SEPT. 11	BADGER CLASSIC	
	vs. Kent State	W, 3-0

Sept. 18	at Creighton Classic, Omaha, Neb.	
	vs. Kansas State	W, 3-1

Sept. 19	at Creighton Classic, Omaha, Neb.	
	vs. Creighton	W, 3-0
	vs. Arkansas	L, 2-3

Sept. 23	at #1 Penn State (BTN)	L, 0-3
Sept. 27	at #12 Ohio State	L, 2-3

SEPT. 30	#7 ILLINOIS (BTN)	W, 3-1
-----------------	--------------------------	--------

OCT. 4	NORTHWESTERN	W, 3-0
---------------	---------------------	--------

Oct. 9	at Rutgers	W, 3-0
--------	------------	--------

Oct. 10	at Maryland	W, 3-0
---------	-------------	--------

OCT. 14	#11 MINNESOTA	L, 2-3
----------------	----------------------	--------

Oct. 17	at #11 Minnesota	L, 1-3
---------	------------------	--------

Oct. 23	at Iowa (BTN)	7 p.m.
---------	---------------	--------

Oct. 24	at #3 Nebraska	7:30 p.m.
---------	----------------	-----------

OCT. 30	#19 PURDUE (BTN)	7 p.m.
----------------	-------------------------	--------

NOV. 1	INDIANA	1 p.m.
---------------	----------------	--------

NOV. 6	#23 MICHIGAN	7 p.m.
---------------	---------------------	--------

NOV. 8	MICHIGAN STATE (ESPN2)	12 p.m.
---------------	-------------------------------	---------

Nov. 11	at #23 Michigan (BTN)	6:30 p.m.
---------	-----------------------	-----------

NOV. 14	IOWA	7 p.m.
----------------	-------------	--------

Nov. 18	at #18 Illinois	7 p.m.
---------	-----------------	--------

NOV. 22	#6 OHIO STATE	1 p.m.
----------------	----------------------	--------

NOV. 25	RUTGERS	7 p.m.
----------------	----------------	--------

Nov. 28	at #19 Purdue	TBA
---------	---------------	-----

Dec. 4-6 at NCAA First and Second Rounds, TBA

Dec. 11-12 at NCAA Regionals
(Austin, Texas; Des Moines, Iowa,
Lexington, Ky.; San Diego, Calif.)

Dec. 17&19 at NCAA Championship,
CenturyLink Center, Omaha, Neb. \

All home matches, in **CAPS**, held at the UW Field House,
1450 Monroe St. All times Central.

AVCA rank at time of match

No. 16 WISCONSIN (12-6, 4-4) at IOWA (10-11, 0-8)

FRIDAY, OCT. 23 • 7 P.M. • CARVER-HAWKEYE ARENA • IOWA CITY, IOWA

Video.....BTN Plus
Radio.....The Mic 92.1 with Jon Arias and Diane Nordstrom
Live Stats.....Gametracker
Mobile App.....Badger Gameday
All-Time vs. Iowa.....Wisconsin leads 50-20-1
All-Time in Iowa City.....Wisconsin leads 22-22
In 2014.....Badgers won both meetings by 3-0 scores



WISCONSIN BADGERS

Head Coach Kelly Sheffield
Record at UW (Years) 71-19 (3rd)

IOWA HAWKEYES

Head Coach Bond Shymansky
Record at Iowa (Years) 25-28 (2nd)

No. 16 WISCONSIN (12-6, 4-4) at No. 3 NEBRASKA (16-2, 7-1)

SATURDAY, OCT. 24 • 7:30 P.M. • DEVANEY CENTER • LINCOLN, NEB.

TV.....Big Ten Network
Radio.....The Mic 92.1 with Jon Arias and Diane Nordstrom
Live Stats.....Huskers.com/LiveStats
Mobile App.....Badger Gameday
All-Time vs. Minnesota.....Minnesota leads 45-30
All-Time in Minneapolis.....Minnesota leads 26-9
In 2014.....Badgers won both meetings by 3-0 scores



WISCONSIN BADGERS

Head Coach Kelly Sheffield
Record at UW (Years) 71-18 (3rd)

NEBRASKA CORNHUSKERS

Head Coach John Cook
Record at Nebraska (Years) 452-60 (16th)

- The No. 16 Badgers (12-6, 4-4 Big Ten) wrap up a three-match road swing with two matches this weekend. Wisconsin travels to Iowa (10-11, 0-8) on Friday for a 7 p.m. contest from Carver-Hawkeye Arena in Iowa City, Iowa. The trip continues at No. 3 Nebraska (16-2, 7-1) on Saturday at 7:30 p.m. from the Devaney Center in Lincoln, Nebraska. Both matches air live on the Big Ten Network.
- Wisconsin dropped two Border Battles matches to No. 11 Minnesota last weekend. UW fell 3-2 at home to the Golden Gophers on Oct. 14 before losing 3-1 in Minneapolis on Oct. 17.
- Junior **Lauren Carlini** has moved into sixth on the UW career record list for assists with 3,516 helpers. Senior **Taylor Morey** also moved into seventh in career digs with 1,277.
- Four Badgers set or tied career bests against Minnesota last week. Junior **Lauren Carlini** had a career-high 21 digs in both matches against the Gophers. Sophomore **Kelli Bates** tied her career best with 17 kills on Oct. 17 while freshman **Tionna Williams** tied her career high with seven blocks in the home match. Sophomore **Laurnyn Gillis** set a career high of 20 kills at Minnesota on Saturday.

2015 Roster

Probable Starters

No.	Name	Pos.	Yr.	KPS	%	APS	SAPS	DPS	BPS	Other
1	Lauren Carlini	S	Jr.	0.77	.266	11.57	0.15	2.88	0.83	Nine double-doubles on season
2	Romana Krišková	OH	RS Jr.	2.34	.261	0.02	0.00	0.44	0.71	Hit 1,000 career kills at Maryland
3	Laurnyn Gillis	OH	So.	3.14	.217	0.14	0.02	2.14	0.43	Career high 20K at Minnesota
4	Kelli Bates	OH	So.	3.06	.202	0.31	0.14	2.71	0.54	Six double-doubles this year
6	Taylor Morey	L	Sr.	0.02	.000	0.91	0.11	4.55	0.00	Team dig leader in 15 matches
11	Tionna Williams	MB	Fr.	2.08	.295	0.05	0.00	0.18	1.34	Career high 16K vs. Arkansas
13	Haleigh Nelson	MB	Jr.	2.42	.380	0.11	0.25	0.54	1.20	Career high 18K vs. Arkansas

Off the Bench

7	Amber MacDonald	DS	Fr.	0.00	.000	0.31	0.15	2.12	0.00	Double-figure digs in 6 matches
10	Tori Blake	MB	Jr.	1.00	.344	0.00	0.00	0.13	0.67	Career high 7K vs. WKU
12	Julia Saunders	OH	Fr.	1.00	.500	0.00	0.00	0.00	0.00	Has played in one set
14	Madison Duello	OH	Fr.	0.74	.052	0.00	0.00	0.15	0.22	Career high 5K, 2B vs. Colgate
15	Jordan Robbins	S	RS So.	0.00	.000	0.00	0.00	0.67	0.00	Has played in two matches

Wisconsin 14.03 .253 13.40 0.82 15.63 2.72
Opponents 12.09 .172 11.57 0.83 14.26 2.24

Head Coach: Kelly Sheffield (UW Record: 71-19/3rd year; Career Record: 344-131/15th year)

Assistant Coaches: Brittany Dildine, Gary White

Volunteer Assistant Coach: Megan Campbell

Director of Operations: Jessica Williams



www.facebook.com/WisconsinVolleyball



@BadgerVB



wisconsinvolleyball

AVCA TOP 25 COACHES POLL, 10-19

No.	School (1st place)	Points	Record	Last
1	USC (64)	1600	20-0	1
2	Texas	1528	16-1	2
3	Nebraska	1454	16-2	3
4	Washington	1418	17-1	4
5	Penn State	1322	17-2	5
6	Ohio State	1243	18-2	7
7	Kansas	1176	18-0	9
8	Hawai'i	1161	18-1	8
9	Minnesota	1076	15-3	11
10	UCLA	1027	15-3	12
11	Stanford	976	11-5	6
12	BYU	892	17-2	13
13	Arizona State	769	15-4	10
14	Arizona	669	13-7	14
15	Florida	649	13-4	17
16	Wisconsin	606	12-6	15
17	Florida State	602	15-4	18
18	Illinois	553	12-7	16
19	Purdue	454	15-4	18
20	Colorado State	434	15-3	21
21	Kentucky	383	13-6	20
22	Western Kentucky	244	21-2	22
23	Michigan	184	15-4	23
24	Louisville	119	14-4	25
25	Oregon	58	10-7	24

Others receiving votes: San Diego 37; Ohio 28; Colorado 24; SMU 24; Long Beach State 17; Michigan State 15; Creighton 14; Arkansas State 12; North Carolina 12; Missouri 10; Santa Clara 3; Arkansas 2

RICKKERN.COM POLL, 10-19

No.	School	Points
1	USC	570
2	Texas	549
3	Nebraska	527
4	Washington	517
5	Penn State	490
6	Minnesota	470
7	Ohio State	450
8	UCLA	424
9	Hawaii	413
10	Stanford	377
11	BYU	375
12	Kansas	343
13	Florida	338
14	Wisconsin	317
15	Illinois	300
16	Florida State	292
17	Arizona State	282
18	Arizona	251
19	Purdue	239
20	Colorado State	209
21	Michigan	182
22	Kentucky	174
23	Michigan State	141
24	Louisville	135
25	Western Kentucky	105

Others receiving votes: Colorado 72; Ohio 71; Oregon 55; San Diego 50; Texas A&M 24; SMU 21; Missouri 19; North Carolina 13; Arkansas 12; Arkansas State 9; New Mexico State 6; Santa Clara 5; Long Beach State 4; Iowa State 3

BADGERS DROP TO 16TH IN NATIONAL POLL

The Badgers fell one spot to 16th in AVCA Coaches Top-25 poll released Oct. 19.

The top-five teams remain the same with USC (20-0) and Texas (15-1) ranked first and second, respectively, for the third week in a row. Nebraska (16-2), Washington (17-1) and Penn State (17-2), respectively, round out the top five.

Ohio State (18-2) continues to move up, coming in sixth this week. Minnesota (15-3) moves up two spots to ninth with the Badgers next at 16th. Illinois (12-7) falls two spots to 18th while Purdue (15-4) drops one place to 19th. Michigan (15-4) remains 23rd and Michigan State receives votes.

WISCONSIN RANKED 15TH IN NCAA RPI

The Badgers dropped two spots to 15th in the NCAA RPI, released Oct. 19. The RPI is one of the tools used by the NCAA committee to select teams to the post-season tournament.

USC (20-0) and Nebraska (16-2) rank first and second, respectively. Florida (13-4), Ohio State (18-2) and UCLA (15-3) complete the top five

Minnesota (15-3) moves up to seventh while Penn State (17-2) is also ranked ahead of Wisconsin in ninth.

GOPHERS STOP WINNING STREAKS

Minnesota ended two Wisconsin winning streaks with its win on Oct. 14, halting UW's four-match Big Ten winning stretch and its 11-match home Big Ten winning stretch.

The Badgers had won four straight Big Ten matches, including 3-0 road wins at Rutgers and Maryland the previous weekend. UW's set-winning streak also came to a halt at 10 as the Gophers won the second set.

Wisconsin had won 11 straight home Big Ten matches dating back to Sept. 28, 2014, but Minnesota ended that streak as well.

TOUGH SCHEDULE

The Badgers have the eighth toughest schedule in the nation, according to an NCAA ranking of past and future opposition records, released Oct. 19

Strength of Schedule	Past/Future Competition		
School	W	L	%
1. Northwestern	316	148	.681
2. UCLA	258	127	.670
3. Oklahoma	255	126	.669
4. Kentucky	301	155	.660
5. Oregon St.	241	124	.660
6. Florida	271	142	.656
7. Stanford	221	117	.654
8. Wisconsin	281	149	.653
9. Iowa St.	242	133	.645
10. North Carolina	272	152	.642

CARLINI MOVES INTO SIXTH IN ASSISTS

Sophomore **Lauren Carlini** moved into sixth on the UW career record list for assists after the Minnesota match on Oct. 14.

The 6-1 setter has 3,516 assists in her third season and needs 407 assists to move into fifth, a position currently held by Hall of Famer Lizzy Fitzgerald (1999-2001), with 3,923 helpers.

Carlini also ranks fifth with 11.27 assists per set and has 50 double-doubles in her career, which ties for second all time. She needs 11 more double-doubles to move into first, a position held by Laura Abbinante (1993-96) with 61 career double-doubles.

MOREY MOVES UP TO SEVENTH IN CAREER DIGS

In only her third year in the Cardinal and White, senior **Taylor Morey** is steadily moving up the UW career ranks for digs.

The 5-6 libero had a match-high 24 digs against Minnesota on Oct. 14 to move into seventh. Morey added a match-high 25 digs on Saturday to up her UW total to 1,277 saves. She needs 12 digs to move into sixth, currently held by Marisa Mackey (1995-98) with 1,289 saves. Morey also ranks fifth with 3.91 digs per set. She has 1,748 digs in her four years after transferring from Notre Dame as a freshman.

Morey tied her career high with 29 digs in four sets against Kansas State on Sept. 18, which ties for third on the UW single-match record list under 25-point rally scoring. She has 20-or-more digs in five matches this season, including the last two in a row, and 10-plus digs in 16-of-18 matches. Morey ranks fourth in the Big Ten with 4.55 digs per set.

PLAYERS RANK IN CAREER TOP 10

In addition to her assist and double-doubles rankings, junior **Lauren Carlini** ranks eighth in digs per set with 2.91.

Junior **Haleigh Nelson** continues to rank second in career hitting percentage at .347 and seventh in blocks per set with 1.22.

KRISOVA HITS 1,000 CAREER KILLS

Redshirt junior **Romana Krišková** picked up her 1,000th career kill at Maryland on Oct. 10. The 6-2 right-side hitter has 1,022 kills after transferring from VCU.

Kriskova had 884 kills in her two seasons at VCU and has 138 kills as a Badger.

FOUR BADGERS HIT CAREER HIGHS

Four Badgers set or tied career bests against Minnesota last week.

Junior **Lauren Carlini** had a career-high 21 digs in both matches against the Gophers. On the weekend, she averaged 4.67 digs per set. Her previous best was 20 digs set twice in her career.

Sophomore **Kelli Bates** tied her career best with 17 kills on Oct. 14, a mark she initially hit against Illinois on Nov. 19, 2014.

Freshman **Tionna Williams** tied her career high with seven blocks in the home match. The 6-2 middle blocker also had

seven blocks against Illinois on Sept. 30.

Sophomore **Lauryn Gillis** set a career high of 20 kills at Minnesota on Saturday. Her previous best was 18 kills against Kansas State on Sept. 18.

BADGERS TOP AMONG ACTIVE PLAYERS

Three Badgers rank among the top active statistical leaders for all NCAA players.

Lauren Carlini is the only junior among the top-20 active players in total assists. She has 3,516 assists, which ranks 20th. The 6-1 setter also ranks sixth in assists per set with 11.27.

Senior **Taylor Morey** ranks 16th in total digs with 1,748. She is also tied for 18th in sets played with 441 and tied for 25th in matches played with 120.

Junior **Haleigh Nelson** is tied for 22nd with 394 total blocks and 13th with 1.22 blocks per set.

TOUGH BIG TEN SEASON

The Big Ten may be the toughest it has ever been with every team having at least one loss. Ohio State, Nebraska and Minnesota are tied for first at 7-1 with Penn State and Purdue a game behind at 6-2.

Eight Big Ten teams are ranked in the AVCA Top-25 Coaches poll with one team receiving votes, the most teams from any one conference.

		Overall		Big Ten
1.	Ohio State	18-2 .900	7-1	.875
	Nebraska	16-2 .889	7-1	.875
	Minnesota	15-3 .833	7-1	.875
4.	Penn State	17-2 .895	6-2	.750
	Purdue	15-4 .789	6-2	.750
6.	Michigan	15-4 .789	5-3	.625
	Michigan State	13-6 .684	5-3	.625
8.	Wisconsin	12-6 .667	4-4	.500
	Northwestern	12-7 .632	4-4	.500
10.	Illinois	12-7 .632	3-5	.375
11.	Indiana	12-8 .600	2-6	.250
12.	Iowa	10-11 .476	0-8	.000
	Maryland	10-12 .455	0-8	.000
	Rutgers	3-17 .150	0-8	.000

SPOTTING THE TRENDS

The Badgers are 10-1 when an opponent hits under .200 and 10-0 when they win the first two sets. UW is 11-2 when it wins the first set and 11-3 when it has more kills. Wisconsin is also 8-0 when it has more service aces and 9-2 when it has more blocks.

BADGERS IN THE NATIONAL STATS

Wisconsin ranks 16th nationally with 13.40 assists per set, according to the NCAA stats released Oct. 19. UW is also 21st in blocks per set (2.72), 32nd in kills per set (14.03) and 46th in hitting percentage (.253). The Badgers rank in the top 100 in every categories except service aces per set.

Individually, **Lauren Carlini** is 11th nationally with 11.57 assists per set. **Tionna Williams** is 30th in blocks per set (1.34) while **Haleigh Nelson** is 57th in blocks per set (1.20). Nelson also ranks 52nd in hitting percentage (.380).

Taylor Morey ranks 74th in digs per set (4.55).

CARLINI, BADGERS LEADS THE BIG TEN

Junior **Lauren Carlini** leads the Big Ten with 11.57 assists per set while the Badgers lead the league with 13.40 assists per set this season.

Senior **Taylor Morey** is fourth in the league with 4.55 digs per set while junior **Haleigh Nelson** is sixth in hitting percentage at .380 and sixth in blocks per set with 1.20. Freshman **Tionna Williams** ranks fourth in the conference with 1.34 blocks per set and sophomore **Lauryn Gillis** is 14th in kills per set with 3.14.

As a team, the Badgers third in blocks per set (2.72), third in digs per set (15.63), fifth in kills per set (14.03), sixth in hitting percentage (.253) and sixth in opponent hitting percentage (.172).

In Big Ten-only matches, Carlini ranks second in assists per set (11.33) and 14th in digs per set (3.00) while Williams is third in blocks per set (1.47). Nelson is seventh in hitting percentage (.357), 12th in blocks per set (1.10) and 13th in service aces per set (0.23). Morey ranks sixth in digs per set (4.17).

Team-wise, Wisconsin ranks third in assists per set (12.93), fourth in blocks per set (2.67), sixth in hitting percentage (.244), sixth in opponent hitting percentage (.200) and sixth in digs per set (14.74).

DOUBLING UP

The Badgers have 18 double-doubles this season, including a team-high nine from junior **Lauren Carlini**. The 6-1 setter has recorded all of her double-doubles in assists and digs. She has 50 career double-doubles, which ties for second all-time at Wisconsin. Carlini needs 11 more double-doubles to move into first, a position held by Laura Abbinante (1993-96) with 61 career double-doubles.

Sophomore **Kelli Bates** has six double-doubles in kills and digs this season to up her career total to 13.

Sophomore **Lauryn Gillis** picked up her third double-double as a Badger with 13 kills and 14 digs against Minnesota on Oct. 14. The 6-1 outside hitter had two double-doubles as a freshman at USC to bring her career total to five.

KRISKOVA IMPROVING PLAY

A key to the Badgers' improved play has been the emergence of redshirt junior **Romana Krišková**.

The 6-2 right-side hitter had a season-high 15 kills against No. 7 Illinois on Sept. 30. Krišková has double-figure kills in five of the last seven matches, averaging 2.56 kills per set while hitting .304.

Krišková has played in 17 matches this season, starting six, and 59 sets. She ranks fourth on the team with 2.34 kills per set, with double-figure kills in seven matches, while hitting .261.

NCAA RPI, OCT. 19

No.	School (1st place)	Conference	Record
1.	Southern California	Pac-12	20-0
2.	Nebraska	Big Ten	16-2
3.	Florida	Southeastern	13-4
4.	Ohio State	Big Ten	18-2
5.	UCLA	Pac-12	15-3
6.	Texas	Big 12	16-1
7.	Minnesota	Big Ten	15-3
8.	Kansas	Big 12	18-0
9.	Penn State	Big Ten	17-2
10.	Washington	Pac-12	17-1
11.	Kentucky	Southeastern	13-6
12.	Missouri	Southeastern	17-2
13.	Arkansas State	Sun Belt	19-1
14.	BYU	West Coast	17-2
15.	Wisconsin	Big Ten	12-6
16.	Louisville	Atlantic Coast	14-4
17.	Arizona State	Pac-12	15-4
18.	Florida State	Atlantic Coast	15-4
19.	Western Kentucky	Conference USA	21-2
20.	Northwestern	Big Ten	12-7
21.	Iowa State	Big 12	11-6
22.	Stanford	Pac-12	11-5
23.	Creighton	Big East	15-7
24.	Michigan	Big Ten	15-4
25.	Illinois	Big Ten	12-7
26.	Hawaii	Big West	18-1
27.	Purdue	Big Ten	15-4
28.	San Diego	West Coast	13-6
29.	North Carolina	Atlantic Coast	9-8
30.	Baylor	Big 12	14-6

NATIONAL ATTENDANCE, OCT. 19

School	Conference	Total	Avg.	#
1. Nebraska	Big Ten	73,539	8,171	9
2. Hawaii	Big West	116,318	6,842	17
3. Wisconsin	Big Ten	35,381	4,423	8
4. Penn St.	Big Ten	44,042	4,004	11
5. Minnesota	Big Ten	18,740	3,123	6
6. Illinois	Big Ten	21,718	3,103	7
7. Missouri	SEC	15,335	3,067	5
8. Ohio	MAC	19,092	2,727	7
9. Iowa St.	Big 12	21,564	2,696	8
10. Purdue	Big Ten	23,610	2,623	9
11. Texas	Big 12	30,441	2,537	12
12. Michigan St.	Big Ten	19,489	2,436	8
13. UNI	Mo Valley	18,903	2,363	8
14. Florida	SEC	14,113	2,352	6
15. Colorado St.	Mntn West	27,517	2,293	12
16. Wichita St.	Mo Valley	21,447	2,145	10
17. Stanford	Pac-12	14,438	2,063	7
18. Kansas St.	Big 12	9,994	1,999	5
19. Louisville	ACC	19,359	1,936	10
20. BYU	West Coast	11,208	1,868	6
21. Creighton	Big East	21,806	1,817	12
22. North Carolina	ACC	16,032	1,781	9
23. Kentucky	SEC	15,954	1,773	9
24. Arizona St.	Pac-12	15,672	1,741	9
25. Washington	Pac-12	17,255	1,726	10

2015 RECORD WHEN ...

Overall: 12-6

Home: 6-2

Away: 4-3

Neutral: 2-1

Three-set match: 9-1

Four-set match: 3-2

Five-set match: 0-3

Win first set: 11-2

Lose first set: 0-4

Win first two sets: 10-0

Lose first two sets: 0-2

Against top-25 teams: 2-4

Against unranked teams: 10-2

On television: 1-1

Big Ten: 4-4

Home: 2-1

Away: 2-3

Three-set match: 3-1

Four-set match: 1-1

Five-set match: 0-2

Win first set: 4-1

Lose first set: 0-3

Win first two sets: 4-0

Lose first two sets: 0-2

Against top-25 teams: 1-4

Against unranked teams: 3-0

On television: 1-1

Higher hitting % than opponent: 12-2

Lower hitting % than opponent: 0-4

Hit over .400: 1-0

Hit over .300: 5-0

Hit over .200: 9-4

Hit under .200: 1-2

Opponent hits under .200: 10-1

More kills than opponent: 11-3

Fewer kills than opponent: 0-3

Same kills as opponent: 1-0

More service aces than opponent: 8-0

Fewer service aces than opponent: 2-6

Same service aces as opponent: 2-0

More digs than opponent: 10-4

Fewer digs than opponent: 2-2

Same digs as opponent: 0-0

More blocks than opponent: 9-2

Fewer blocks than opponent: 2-3

Same blocks as opponents: 1-1

On Wednesday: 1-2

On Thursday: 1-0

On Friday: 4-1

On Saturday: 5-2

On Sunday: 1-1

In August: 2-1

In September: 7-3

In October: 3-2

In November: 0-0

In December: 0-0

Current set winning streak: 0

Current set losing streak: 1

Longest set winning streak: 11

Longest set losing streak: 4

Current match winning streak: 0

Current match losing streak: 2

Current Big Ten winning streak: 0

Current Big Ten losing streak: 2

Longest match winning streak: 8

Longest match losing streak: 3

Current home winning streak: 0

Current home losing streak: 1

Current home Big Ten winning streak: 0

Current home Big Ten losing streak: 1

Krišková adds 0.44 digs and 0.71 blocks per set. In Big Ten matches, her averages go up to 2.47 kills per set while hitting .287.

WILLIAMS TIES CAREER BEST FOR BLOCKS

Freshman **Tionna Williams** tied her career high with seven blocks against Minnesota on Oct. 14. The 6-2 middle blocker has five-or-more blocks in the last seven matches, averaging 1.56 blocks per set.

Williams also has six-or-more kills in the last nine matches, including a career-high 16 kills vs. Arkansas on Sept. 19. She also had 12 kills at Minnesota on Saturday.

On the year, Williams leads the team with 1.34 blocks per set, which ranks fourth in the Big Ten. Her average goes up to 1.47 blocks per set in conference-only play.

She also ranks third on the Badgers with a .295 hitting percentage while ranking fifth with 2.08 kills per set.

IRON BADGERS

Senior **Taylor Morey** has played in all 90 matches and 327 sets in the Cardinal and White. The 5-6 libero hasn't missed a match as a Badger and also played in all 30 matches and 114 sets at Notre Dame as a freshman. She has played in 120 consecutive matches and 441 sets in her career.

Junior **Haleigh Nelson** has played in all 90 matches as a Badger and 324 of 327 sets at UW. The 6-4 middle blocker missed one set as a freshman and two sets as a sophomore.

Junior **Lauren Carlini** has played in 86 of 90 matches and 312 of 327 sets. The 6-1 setter missed three of the first four matches of her career due to a leg injury.

Sophomore **Kelli Bates** has played in all 52 matches and all 181 sets in the Cardinal and White.

NELSON TAKES OVER ON THE SERVICE LINE

Junior **Haleigh Nelson** leads the Badgers with 16 service aces this season (0.25/set), setting a career high with four service aces against Kent State on Sept. 11. She also added three aces against Arkansas on Sept. 19.

The 6-4 middle blocker has 15 service aces in the last 12 matches, averaging 0.33 aces per set

CARLINI, MOREY SERVE CAREER HIGHS

Junior **Lauren Carlini** and senior Taylor Morey both tied their career highs in service aces at Rutgers and Maryland.

Carlini tied her career best with four aces at Maryland on Oct. 10, scoring two aces in the first set and two aces in the third set. That brought her season total to 10 aces, which ties for second on the team.

Morey tied her career best with three aces at Rutgers on Oct. 9, all coming consecutively in the third set.

Freshman **Amber MacDonald** has also been key at the service line, tying for second on the team with 10 aces. She had a career-high three aces against Illinois on Sept. 30.

FIELD HOUSE THE PLACE TO BE

Wisconsin sold out its 2015 reserved seats in the UW Field House. For the year, 2,651 season tickets were sold, an increase of nearly 1,000 tickets from 2014. The Badgers sold 1,667 season tickets in 2014.

The Badgers rank third nationally in attendance, averaging 4,423 fans per match. UW has drawn more than 4,000 fans in six of eight matches this season, including a season-high crowd of 5,609 vs. Northwestern on Oct. 4.

COUNTING DOWN

Three Badgers are counting down to career milestones.

- Junior **Lauren Carlini** needs 18 kills for 300 career putaways.
- Junior **Haleigh Nelson** needs six blocks for 400 stuffs in her career.
- Redshirt junior **Romana Krišková** will play in 300th career set in two games.

I GOT THAT!

Two Badgers passed career milestones last week against Minnesota.

- Junior **Lauren Carlini** went over 900 career saves. She has 908 digs in her third season.
- Sophomore **Kelli Bates** picked up career block No. 100 against the Gophers. She has 103 stuffs in her second season.

ON TRACK FOR CAREER SEASONS

Six Badgers recorded the best seasons of their careers in 2015.

- **Kelli Bates** is averaging a career-best 3.06 kills per set while hitting .202. She has nine service aces, surpassing her freshman year total of eight. Bates has also upped her digs to 2.71 per set this season.
- **Tori Blake** is averaging a career best 1.00 kills and 0.67 blocks per set this season. She has already surpassed her sophomore year totals with 15 kills and 10 blocks.
- **Lauren Carlini** is averaging a season-best 11.57 assists and 0.83 blocks per set.
- **Lauryn Gillis** is averaging a season-best 3.14 kills per set while hitting .217. She also adds season bests of 2.14 digs and 0.43 blocks per set.
- **Taylor Morey** is averaging a season best 0.91 assists per set. She is also receiving service at a season-best .977 percent, getting aced only eight times in 353 attempts.
- **Haleigh Nelson** is putting away a season-best 2.42 kills per set while hitting .380. She is also averaging a season-best 0.25 service aces per set.

IMPRESSIVE NON-CONFERENCE RECORD

Wisconsin wrapped up the non-conference season with an 8-2 record, marking the third straight season under head coach Kelly Sheffield that the Badgers

have won at least eight matches during pre-Big Ten play.

UW was 11-1 in 2013 and 9-1 in 2014 to make Sheffield 28-4 (.875) in his three season at Wisconsin.

900 WINS FOR PROGRAM

UW volleyball picked up its 900th program win on Sept. 19 with a 3-0 victory at Creighton. Wisconsin has an all-time record of 904-511-12 in its 42nd year of play.

The Badgers joined six other Big Ten schools with 900-or-more wins.

BIG TEN OPENERS

The Badgers dropped to 20-14 in Big Ten openers after losing at Penn State on Wednesday. UW also dropped to 8-8 on the road. All records date back to 1982 when women's athletics were officially added to the conference.

For the first time since 2010, Wisconsin opened the Big Ten season 0-2. The Badgers fell at No. 1 Penn State, 3-0, on Wednesday and were edged at No. 12 Ohio State, 3-2, on Sunday.

MOREY FINALIST FOR SENIOR CLASS AWARD

Senior **Taylor Morey** was named a top-30 finalist for the Senior CLASS award last Wednesday. An acronym for Celebrating Loyalty and Achievement for Staying in School®, the award focuses on the total student-athlete and encourages students to use their platform in athletics to make a positive impact as leaders in their communities.

To be eligible for the award, a student-athlete must be classified as an NCAA Division I senior and have notable achievements in four areas of excellence: community, classroom, character and competition.

Morey, a 5-6 libero, is the first Wisconsin volleyball player recognized

since the award was begun in 2010. The Muncie, Indiana, native was a 2014 American Volleyball Coaches Association (AVCA) Second-Team All-American. She was named the 2014 Big Ten Conference Defensive Player of the Year while earning All-Big Ten honors. Morey led the conference and ranked 29th nationally with 5.12 digs per set as a junior.

MOREY ON THE SERVE

Senior **Taylor Morey** served 15 straight times, scoring 14 straight points, in the second set against Georgia on Sept. 10. The 5-6 libero's serve helped the Badgers go from a 10-3 lead to 24-3.

The NCAA 25-point rally scoring record is 19 straight by Alison Woods of UAB against Alcorn on Sept. 4, 2009.

The Big Ten record is 18 by Meredith Nelson of Minnesota vs. Northwestern on Nov. 11, 2006.

CARLINI, MOREY NAMED PRESEASON ALL-BIG TEN

Junior **Lauren Carlini** was a unanimous pick to the 2015 Big Ten Preseason team while senior **Taylor Morey** also earned a spot on the 14-player honor squad. The Badgers are picked to finish fourth in the 2015 conference race by a vote of the league coaches.

THREE STARTERS + LIBERO RETURN

With the loss of three starters and nine letterwinners, the Badgers lose much of their offense.

UW returns 42.5 percent of its kills from 2014. Sophomore **Kelli Bates** led Wisconsin in total kills as a freshman with 331, averaging 2.85 per set. Junior **Haleigh Nelson** ranked fifth on the team with 2.28 kills per set (260 total).

Wisconsin looks good on defense where it returns 67.9 percent of its digs. Senior **Taylor Morey** led the Big Ten with 5.12 digs per set in 2014, leading



	Overall	Big Ten
1. Ohio State	18-2 .900	7-1 .875
Nebraska	16-2 .889	7-1 .875
Minnesota	15-3 .833	7-1 .875
4. Penn State	17-2 .895	6-2 .750
Purdue	15-4 .789	6-2 .750
6. Michigan	15-4 .789	5-3 .625
Michigan State	13-6 .684	5-3 .625
8. Wisconsin	12-6 .667	4-4 .500
Northwestern	12-7 .632	4-4 .500
10. Illinois	12-7 .632	3-5 .375
11. Indiana	12-8 .600	2-6 .250
12. Iowa	10-11 .476	0-8 .000
Maryland	10-12 .455	0-8 .000
Rutgers	3-17 .150	0-8 .000

ALL MATCHES—Team Statistics

6. Hitting Percentage	.253
6. Opponent Hitting Percentage	.172
5. Kills per set	14.03
9. Opponent kills per set	12.09
1. Assists per set	13.40
9. Opponent assists per set	11.57
12. Aces per set	0.82
5. Opponent aces per set	0.83
3. Digs per set	15.63
10. Opponent Digs per set	14.26
3. Blocks per set	2.72
9. Opponent Blocks per set	2.24

ALL MATCHES—Individual Statistics

Hitting Percentage:	6. Haleigh Nelson	.380
Kills:	14. Lauryn Gillis	3.14
Assists:	1. Lauren Carlini	11.57
Digs:	4. Taylor Morey	4.55
Blocks:	4. Tionna Williams	1.34
	6. Haleigh Nelson	1.20

BIG TEN MATCHES—Team Statistics

6. Hitting Percentage	.244
6. Opponent Hitting Percentage	.200
8. Kills per set	13.30
8. Opponent kills per set	12.87
3. Assists per set	12.93
9. Opponent assists per set	12.30
7. Aces per set	0.90
7. Opponent aces per set	0.87
6. Digs per set	15.00
12. Opponent Digs per set	15.00
4. Blocks per set	2.67
6. Opponent Blocks per set	2.12

BIG TEN MATCHES—Individual Statistics

Hitting percentage:	7. Haleigh Nelson	.357
Assists:	2. Lauren Carlini	11.33
Aces:	13. Haleigh Nelson	0.23
Digs:	6. Taylor Morey	4.17
	14. Lauren Carlini	3.00
Blocks:	3. Tionna Williams	1.47
	12. Haleigh Nelson	1.10

Career Countdown

Milestone	Name	# Needed
700 kills	Haleigh Nelson	31
300 kills	Lauren Carlini	18
400 kills	Lauryn Gillis (Career)	48
100 aces	Lauren Carlini	16
	Romana Krišková	22
600 digs	Romana Krišková (Career)	65
300 digs	Lauryn Gillis (Career)	33
400 blocks	Haleigh Nelson	6
100 blocks	Tionna Williams	18
300 sets	Romana Krišková (Career)	2
200 sets	Kelli Bates	19

500 kills	Kelli Bates	at Maryland, 10/10
400 kills	Kelli Bates	vs. Georgia, 9/10
300 kills	Lauryn Gillis (Career)	at Rutgers, 9/9
200 kills	Lauryn Gillis (Career)	at Louisville, 9/5
100 kills	Tionna Williams	at Rutgers, 10/9
3000 assists	Lauren Carlini	vs. Kent State, 9/11
1500 digs	Taylor Morey (Career)	vs. N. Carolina, 9/4
1000 digs	Taylor Morey (UW)	vs. Colgate, 8/29
900 digs	Lauren Carlini	at Minnesota, 10/17
800 digs	Lauren Carlini	at Creighton, 9/19
400 digs	Kelli Bates	vs. Northwestern, 10/4
300 digs	Kelli Bates	vs. North Carolina, 9/4
200 digs	Lauryn Gillis (Career)	vs. Arkansas, 9/19
100 digs	Haleigh Nelson	vs. Colgate, 8/29
	Lauryn Gillis (UW)	vs. Illinois, 9/30
100 digs	Amber MacDonald	vs.. Northwestern, 10/4
200 blocks	Lauren Carlini	at Louisville, 9/5
	Romana Krišková (Career)	at Rutgers, 10/9
100 blocks	Kelli Bates	at Minnesota, 10/17
400 sets	Taylor Morey (Career)	vs. Kansas St, 9/18
300 sets	Taylor Morey (UW)	at Penn State, 9/23
	Haleigh Nelson	at Ohio State, 9/27
	Lauren Carlini	at Rutgers, 10/9

Milestone Passed

Milestone	Name	Date
1000 kills	Romana Krišková (Career)	at Maryland, 10/10
900 kills	Romana Krišková	vs. Charleston, 8/29
600 kills	Haleigh Nelson	at Penn State, 9/23

2015 QUICK FACTS

Name of School: University of Wisconsin
City/State: Madison, Wis.
Population: 240,323
Founded: 1848
Enrollment: 43,275 (29,504 undergrad)
Nickname: Badgers
Colors: Cardinal (PMS 200) and White
Arena: Wisconsin Field House/Capacity: 6,012
Affiliation: NCAA I
Conference: Big Ten
Chancellor: Rebecca Blank
Athletic Director: Barry Alvarez
Senior Women's Admin/Volleyball: Terry Gawlik
Athletic Department: (608) 262-1866
Ticket Office: 1-800-GO BADGERS or (608) 262-1440
Web site: UWBadgers.com

HISTORY

First year of volleyball: 1974-75
All-Time Record/Yrs: 904-513-12 (.637)/42nd year
All-Time Big Ten Record/Yrs: 366-282 (.566)/41st yr
NCAA Tournament Record: 36-17/18th year
Big Ten Champions: 1990, 1997(co), 2000, 2001, 2014

ATHLETIC COMMUNICATIONS

Volleyball SID: Diane K. Nordstrom
Office Phone: (608) 262-9024
Cell Phone: (608) 658-3644
Fax: (608) 262-8184
Email: dkn@athletics.wisc.edu

Field House Press Row: (608) 263-2249
Mailing/Overnight Address:
Kellner Hall, 1440 Monroe St.
Madison, WI 53711
Twitter: @BadgerVB
Facebook: WisconsinVolleyball
Instagram: wisconsinvolleyball

COACHING STAFF

Head Coach: Kelly Sheffield
Alma Mater/Year: Ball State, 2001
Overall Record: 344-131 (14th year)
Wisconsin Record: 71-19 (3rd year)
Volleyball Phone: (608) 265-8544
Volleyball Fax: (608) 265-2524
Best Time to Reach Coach: Contact SID
Assistant Coaches: Brittany Dildine, Gary White
Volunteer Assistant Coach: Megan Campbell
Director of Volleyball Operations: Jessica Williams
Mailing/Overnight Address:
Kellner Hall, 1440 Monroe St.
Madison, WI 53711

TEAM INFORMATION

2014 Record: 31-3
2014 Conference Record/Finish: 19-1/1st
2014 NCAA Tournament: def. Western Michigan, 3-0; def. Illinois State, 3-0; def. Ohio State, 3-2; lost to Penn State, 1-3
2014 Final AVCA Rank: 4th
Starters Returning/Lost: 3 + libero/3
Letterwinners Returning/Lost: 5/8
Newcomers: 8

the Badgers with 594 digs. Junior Lauren Carlini was second on the team last season with 349 digs (3.03/set).

Carlini and Morey also ranked first and second, respectively, on the team in service aces with UW returning 61.9 percent of its scores from the line. Carlini has 45 aces (0.39/set) while Morey added 0.17 per set.

Nelson was the Badgers' top blocker last season as they return 52.6 percent of blocks. Nelson averaged 1.33 blocks per set. Carlini ranked fourth on the team with 80 total blocks (0.70/set).

BADGERS TRAVEL OVERSEAS

Three members of the Badger squad traveled overseas during the summer, competing on USA Volleyball or Big Ten teams. It was the first foreign competition for all three players.

Sophomore **Laurnyn Gillis** represented Wisconsin as a member of the U.S. Junior National team, winning a gold medal at the Global Challenge in Pula, Croatia.

Senior **Taylor Morey** traveled to China with the U.S. Collegiate National Team, going 3-3 against Chinese collegiate all-star teams and Chinese club teams.

Sophomore **Kelli Bates** traveled to Europe with a Big Ten All-Star team, playing seven matches in Croatia, Slovenia and Italy.

TRIO NAMED CAPTAINS

Senior **Taylor Morey** as well as juniors **Lauren Carlini** and **Haleigh Nelson** will serve as team captains for 2015.

Carlini and Nelson also served as captains in 2014 while Morey is in her first season as a captain.

RECRUITING CLASS RANKS THIRD

The 2015 Wisconsin volleyball recruiting class is ranked third in the annual PrepVolleyball.com list of recruiting classes. It is the highest ranking for the Badger program, topping the 2013 ranking of fourth, since the website began its listings in 2003.

The 2015 class features **Madison Duello**, a 6-3 outside hitter from Kansas City, Missouri; **Hannah Juley**, a 5-10 setter from LaGrange, Illinois; **Amber MacDonald**, a 5-4 libero from Alpharetta, Georgia; **Julia Saunders**, a 6-3 outside hitter from LaGrange, Illinois; **Maddie Smith**, a 6-1 outside hitter/defensive specialist from St. Germain, Wisconsin; and **Tionna Williams**, a 6-2 middle blocker from Fort Wayne, Indiana.

2015 PrepVolleyball.com Top Recruiting Classes

1. Illinois	6. Stanford
2. Texas	7. Purdue
3. Wisconsin	8. Iowa State
4. Oregon	9. California
5. Nebraska	10. Kentucky

GATORADE HONOREES

Wisconsin has four Gatorade State Players of the Year on its roster, capped by sophomore **Lauren Carlini** who was named the 2012 Gatorade National Player of the Year.

Gatorade Players of the Year

Lauren Carlini	National	2012
Lauren Carlini	Illinois	2012
Madison Duello	Missouri	2014
Laurnyn Gillis	Indiana	2013
Taylor Morey	Indiana	2010

Locker Room Renovation

The Wisconsin Athletic Department has launched a campaign to renovate the volleyball locker room located in the UW Field House. In addition to locker room space, the team lounge, study space, video room, athletic training room, and coaches' locker rooms will be enhanced. The 3,600-square-foot renovation is a \$1.5 million project to be funded entirely by private gifts.

"These renovations will put our team-only facilities on par with many of our peers in the Big Ten and nationally," head coach Kelly Sheffield said. "Volleyball has a great tradition here and this project is the next step for our program to remain competitive from a facility standpoint."

Renderings of the new volleyball locker room include team lounge (top), video room (middle) and locker room (bottom).



Head Coach Kelly Sheffield


- ▶ Overall record of 344-131 (.724) in 15th year
- ▶ Wisconsin record of 71-19 (.789) in third year
- ▶ Big Ten record of 35-13 (.729) in third year
- ▶ Led the Badgers to the 2014 Big Ten Championship (19-1)
- ▶ 2014 Big Ten Coach of the Year
- ▶ 2014 AVCA Northeast Region Coach of the Year
- ▶ Led his teams to 10 NCAA tournament appearances, including the last nine years in a row
- ▶ Guided his teams to eight regular-season conference titles; also led his squads to seven conference tournament championships
- ▶ 2013 *Volleyball Magazine* National Coach of the Year
- ▶ 2010 and 2012 AVCA Northeast Regional Coach of the Year
- ▶ Six-time conference Coach of the Year
- ▶ Coached 10 conference players of the year
- ▶ Mentored 12 athletes to 19 All-America honors
- ▶ Coached 36 first-team all-conference athletes
- ▶ Six athletes have been named to the USA Volleyball Collegiate National Team, including current Badger Taylor Morey
- ▶ Four teams have won the AVCA's Team Academic Award, for maintaining at least a 3.30 cumulative grade point average
- ▶ Twenty-seven athletes have earned academic all-conference honors
- ▶ Serves on the AVCA Board of Directors as the chair of awards and Division I All-America committee
- ▶ Worked as an evaluator and court coach for USA Volleyball Junior National Team tryouts
- ▶ Served as a member of the NCAA Volleyball Rules Committee from 2004-07, including chair of the committee in 2006-07
- ▶ Also served as an assistant coach at Clemson (1999-2000), Virginia (1997-98) and Houston (1996)
- ▶ Served as the head coach of the Houston Juniors from 1997-98 and the Munciana (Ind.) Volleyball Club from 1989-97
- ▶ Never played volleyball and began his coaching career at Muncie's Burris High School as a varsity assistant
- ▶ Native of Muncie, Indiana
- ▶ 2001 graduate of Ball State University with a degree in general studies
- ▶ Married to Cathy (Arnette), who played volleyball at Villanova and Virginia
- ▶ Has two daughters—Lexi (5) and Reagan (2)



Sheffield was named the 2014 Big Ten Conference Coach of the Year after leading the Badgers to the championship with a 19-1 record.

Sheffield's Coaching Record

Year	University	Record	Pct.	Conference	Record	Place	Post-Season
2015	Wisconsin	12-6	.667	Big Ten	4-4	T5th	
2014	Wisconsin	31-3	.911	Big Ten	19-1	1st	NCAA Elite Eight (3-1)
2013	Wisconsin	28-10	.737	Big Ten	12-8	T4th	NCAA Runners Up (5-1)
Total	3rd year	71-19	.789		35-13	.729	
2012	Dayton	27-5	.844	Atlantic 10	14-0	1st	NCAA 2nd Round (1-1)
2011	Dayton	25-7	.781	Atlantic 10	14-1	1st	NCAA 1st Round (0-1)
2010	Dayton	28-4	.875	Atlantic 10	15-0	1st	NCAA 2nd Round (1-1)
2009	Dayton	30-4	.882	Atlantic 10	14-1	1st	NCAA 2nd Round (1-1)
2008	Dayton	21-13	.618	Atlantic 10	11-2	2nd	NCAA 1st Round (0-1)
Total	5 years	131-33	.799		68-4	.944	
2007	Albany	24-10	.706	America East	9-4	2nd	NCAA 2nd Round (1-1)
2006	Albany	19-13	.593	America East	10-2	1st	NCAA 1st Round (0-1)
2005	Albany	28-4	.875	America East	11-1	1st	
2004	Albany	27-7	.794	America East	13-1	1st	NCAA 1st Round (0-1)
2003	Albany	24-10	.706	America East	9-5	4th	
2002	Albany	16-15	.516	America East	5-7	4th	
2001	Albany	4-20	.167	America East	1-13	8th	
Total	6 years	142-79	.643		58-33	.637	
Overall	14th year	344-131	.724		161-50	.767	



1

Honors

- 2015 Creighton Classic All-Tournament
- 2014 AVCA First-Team All-American
- 2013 AVCA Second-Team All-American
- 2014 Big Ten Player of the Year
- 2014 Big Ten Setter of the Year
- 2013 and 2014 All-Big Ten
- 2014 Louisville NCAA Regional All-Tournament
- 2013 Big Ten Freshman of the Year
- 2013, 2014 AVCA All-Northeast Region
- 2013 AVCA Northeast Region Freshman of the Year
- 2013 NCAA Championship All-Tournament
- 2013 Champaign NCAA Regional MVP
- Big Ten Player of the Week, Oct. 27, 2014
- Big Ten Setter of the Week, Sept. 8, 2014; Sept. 22, 2014; Nov. 3, 2014 (co); Nov. 24, 2014; Oct. 5, 2015
- Big Ten Co-Freshman of the Week, Nov. 4, 2013
- 2014 HotelRED Invitational All-Tournament
- 2013 NC State Invitational All-Tournament
- 2014 CoSIDA Academic All-District
- 2014 Academic All-Big Ten

Career Highs

Kills: 9 vs. Nebraska, 10-26-14
Attacks: 18 (2x; MR vs. Illinois, 11-19-14)
Attack pct: 1.000 (6-0-6) vs. Iowa, 11-10-13
Assists: 62 at Purdue, 11-2-13
Serve aces: 4 (2x; MR at Maryland, 10-10-15)
Digs: 21 (2x; MR at Minnesota, 10-21-15)
Blocks: 6 (3x; MR at Penn State, 10-12-13)
Points: 13 vs. Nebraska, 10-26-14

LAUREN CARLINI

6-1 • Junior • Setter • Aurora, Ill./West Aurora

Of Note: Trained with the US National Team for three weeks during the summer of 2014 ... ranks sixth at UW in career assists with 3,516 ... also ranks fifth in assists per set at 11.27 ... ranks eighth in digs per set (2.91)

2015: Has started all 18 matches and played in all 65 sets ... ranks first in the Big Ten with 11.57 assists per set ... put up a season-high 56 assists vs. Arkansas (Sept. 19) ... adds 2.88 digs per set ... had a career-high 21 digs vs. Minnesota (Oct. 14) and at Minnesota (Oct. 17) ... has double-figure digs in nine matches for a team-high nine double-doubles ... ranks third on the team with 0.83 blocks per set ... had a season high five blocks vs. Colgate (Aug. 29) ... tied career-high of four service aces at Maryland (Oct. 10)

2014: Played in all 34 matches, starting 33, and 115 sets ... ranked second in the Big Ten and 20th nationally with 11.23 assists per set ... had a season-high 61 assists at Washington (Sept. 19) ... added 0.88 kills per set ... had a career-high nine kills vs. Nebraska (Oct. 26) ... hit .329 on the season ... led the team and ranked third in the Big Ten 0.39 service aces per set ... had 45 aces on the year ... had at least one service ace in 26 matches ... had a season-high three aces in three matches ... ranked second on the team with 3.03 digs per set, which ranked 14th in the Big Ten ... had double-figure digs in 18 matches for a team-high 18 double-doubles ... tied her career best with 20 digs vs. Western Michigan (Dec. 4) ... ranked fourth on the team with 0.74 blocks per set ... had a season-high five blocks in two matches ... had a career-high 13 points vs. Nebraska

Personal: Parents are Tony and Gale Carlini ... has one sister, Alyssa (18) and one brother Tony (16) ... born Feb. 28 ... major is retailing

Date	Opponent	SP	K	E	TA	Pct	A	SA	SE	RE	DIG	BS	BA	BE	Total	BHE	Points
Aug. 28	W KENTUCKY	4	5	0	11	.455	46	1	2	0	9	0	2	0	2.0	0	7.0
Aug. 29	COLGATE	3	0	1	11	-.091	43	1	0	0	9	0	5	0	5.0	0	3.5
Aug. 29	CHARLESTON	3	2	0	5	.400	33	1	1	0	6	0	4	0	4.0	0	5.0
Sept. 4	vs. North Carolina	3	2	2	9	.000	30	1	0	0	9	0	2	0	2.0	0	4.0
Sept. 4	at Louisville	4	3	1	8	.250	47	0	3	0	12	0	4	0	4.0	0	5.0
Sept. 10	GEORGIA	3	3	0	8	.375	33	0	0	0	10	0	4	0	4.0	0	5.0
Sept. 11	KENT STATE	3	2	1	7	.143	37	0	2	0	7	0	3	0	3.0	0	3.5
Sept. 18	vs Kansas State	4	1	1	10	.000	53	0	0	0	14	0	2	0	2.0	0	2.0
Sept. 19	at Creighton	3	4	0	5	.800	34	1	0	0	8	1	1	0	2.0	1	6.5
Sept. 19	vs Arkansas	5	4	2	10	.200	56	0	0	0	13	0	2	0	2.0	0	5.0
Sept. 23	at Penn State	3	1	1	5	.000	36	0	2	0	10	0	0	0	0.0	0	1.0
Sept. 27	at Ohio State	5	3	1	6	.333	50	0	1	0	13	0	2	0	2.0	0	4.0
Sept. 30	ILLINOIS	4	3	0	6	.500	48	0	1	0	13	0	4	0	4.0	0	5.0
Oct. 4	NORTHWESTERN	3	3	2	7	.143	32	1	1	0	7	0	4	0	4.0	0	6.0
Oct. 9	at Rutgers	3	3	0	7	.429	31	0	1	0	2	1	2	0	3.0	0	5.0
Oct. 10	at Maryland	3	3	0	7	.429	40	4	0	1	3	0	4	0	4.0	0	9.0
Oct. 14	MINNESOTA	5	4	0	10	.400	54	0	2	0	21	0	3	0	3.0	1	5.5
Oct. 17	at Minnesota	4	4	0	11	.364	49	0	0	0	21	0	4	1	4.0	0	6.0
Totals		65	50	12	143	.266	752	10	16	1	187	2	52	1	54.0	2	88.0

Kills per set: 0.77
 Assists per set: 11.57
 Service aces per set: 0.15
 Digs per set: 2.88
 Blocks per set: .83
 Points per set: 1.35

Career Statistics

Season	SP	MP-MS	K	K/S	E	TA	Pct	A	A/S	SA	SA/S	SE	DIG	D/S	RE	BS	BA	TB	B/S	BE	BHE	Points	Pts/S
2013	132	34-34	131	0.99	48	379	.219	1472	11.15	29	0.22	37	372	2.82	1	6	98	104	0.79	11	7	215.0	1.63
2014	115	34-33	101	0.88	18	252	.329	1292	11.23	45	0.39	28	349	3.03	1	1	79	80	0.70	8	9	186.5	1.62
2015	65	18-18	50	0.77	12	143	.266	752	11.57	10	0.15	16	187	2.88	1	2	52	54	0.83	1	2	88.0	1.35
TOTAL	312	86-85	282	0.90	78	774	.264	3516	11.27	84	0.27	81	908	2.91	3	9	229	238	0.76	20	18	489.5	1.57



2

Honors

- 2013 AVCA Honorable Mention All-American
- 2013 AVCA All-East Region
- 2013 Atlantic 10 Conference Player of the Year
- 2013 Atlantic 10 Conference All-Tournament Team
- Five-time A-10 Offensive Player of the Week
- 2012 A-10 All-Rookie Team
- Five-time all-tournament

Career Highs

Kills: 29 vs. William & Mary, 10-22-13
Attempts: 64 at Duquesne, 9-29-13
Attack Pct: .833 (21-1-24) vs. Liberty, 9-6-13
Assists: 4 vs. Georgetown, 9-8-12
Service Aces: 6 vs. George Mason, 10-18-13
Digs: 19 at Dayton, 9-27-13
Blocks: 7 vs. Illinois State, 8-31-13
Points: 33.5 at Tennessee, 9-14-13

ROMANA KRIŠKOVÁ

6-2 • RS Junior • Outside Hitter • Bratislava, Slovakia

Of Note: Transfer from VCU with two years of eligibility remaining ... member of the Slovakian Junior and Senior National teams

2015: Has played in 17 matches, starting six, and 59 sets ... ranks fourth on the team with 2.34 kills per set ... had a season-high 15 kills vs. Illinois (Sept. 30) ... has double-figure kills in seven matches ... had a season-high six blocks vs. Northwestern (Oct. 4) ... adds 0.71 blocks per set for fourth on the team ... recorded her 1,000th career kill at Maryland (Oct. 10)

2014: Played in one match and one set ... medical redshirt

2013 (at VCU): Started all 34 matches ... led the Rams with 4.83 kills per set, which ranked fifth nationally ... set a school season record for kills per set and total kills (623) ... tallied 20-plus kills in 12 matches, including a career-best 29 vs. William & Mary (Oct. 22) ... had double-figure kills in 33 matches ... hit .269 ... led the A-10 with 50 service aces (0.39) ... recorded a career-best six aces vs. George Mason (Oct. 18) ... ranked second on the team with 2.37 digs per set ... had double-figure digs in 15 matches for 15 double-doubles ... saved a career-best 19 digs at Dayton (Sept. 27) ... added 0.60 blocks per set ... had a career-high seven blocks vs. Illinois State (Aug. 31) ... ranked fourth nationally with 5.57 points per set

2012 (at VCU): Started 30 of 31 matches ... ranked third on the team with 2.39 kills per set ... had a season-high 17 kills vs. Saint Louis (Oct. 12) ... hit .215 ... recorded four double-doubles ... had double-figure digs in nine matches ... saved a season-high 15 digs at Ball State (Aug. 25) ... led the team with 28 service aces ... recorded a season-high five service aces vs. Georgetown (Sept. 8) ... added 0.80 blocks per set ... stopped a career-high seven blocks at Temple (Oct. 26)

Personal: Parents are Jan and Katarina ... has one brother Tomas Krisko (25) ... brother plays professional volleyball in Czech Republic as well as for Slovakian National team ... nickname is Ro ... born May 2 ... major is sociology

Date	Opponent	SP	K	E	TA	Pct	A	SA	SE	RE	DIG	BS	BA	BE	Total	BHE	Points
Aug. 28	W KENTUCKY	4	8	5	24	.125	0	0	0	0	4	0	4	0	4.0	0	10.0
Aug. 29	COLGATE	1	0	0	0	.000	0	0	0	0	1	0	0	0	0.0	0	0.0
Aug. 29	CHARLESTON	3	9	2	14	.500	0	0	0	0	3	0	2	0	2.0	0	10.0
Sept. 4	vs. North Carolina	3	4	2	12	.167	0	0	0	0	3	0	3	0	3.0	0	5.5
Sept. 5	at Louisville	4	10	3	21	.333	0	0	0	0	1	0	2	0	2.0	0	11.0
Sept. 11	KENT STATE	3	5	3	12	.167	0	0	0	0	0	0	3	0	3.0	0	6.5
Sept. 18	vs Kansas State	3	9	7	28	.071	0	0	0	0	0	0	0	0	0.0	0	9.0
Sept. 19	at Creighton	3	10	4	23	.261	0	0	0	0	1	0	5	0	5.0	0	12.5
Sept. 19	vs Arkansas	5	9	3	18	.333	0	0	0	0	1	0	3	0	3.0	0	10.5
Sept. 23	at Penn State	3	5	3	16	.125	0	0	0	0	0	0	2	2	2.0	0	6.0
Sept. 27	at Ohio State	5	11	7	29	.138	0	0	0	0	2	0	0	0	0.0	0	11.0
Sept. 30	ILLINOIS	4	15	3	30	.400	1	0	0	0	1	0	3	0	3.0	0	16.5
Oct. 4	NORTHWESTERN	3	9	2	20	.350	0	0	0	0	2	0	6	0	6.0	0	12.0
Oct. 9	at Rutgers	3	4	1	10	.300	0	0	1	0	3	0	3	0	3.0	0	5.5
Oct. 10	at Maryland	3	10	0	17	.588	0	0	0	0	1	0	2	0	2.0	0	11.0
Oct. 14	MINNESOTA	5	10	5	25	.200	0	0	0	0	1	0	2	0	2.0	0	11.0
Oct. 17	at Minnesota	4	10	3	27	.259	0	0	0	0	2	0	2	0	2.0	0	11.0
Totals		59	138	53	326	.261	1	0	1	0	26	0	42	2	42.0	0	159.0

Kills per set: 2.33
Digs per set: 0.44
Blocks per set: 0.71
Points per set: 2.69


Career Statistics

Season	SP	MP-MS	K	K/S	E	TA	Pct	A	A/S	SA	SA/S	SE	DIG	D/S	RE	BS	BA	TB	B/S	BE	BHE	Points	Pts/S
2012*	109	30-30	261	2.39	115	680	.215	31	0.28	28	0.26	64	215	1.97	24	3	84	87	0.80	0	3	334.0	3.06
2013*	129	34-34	623	4.83	253	1377	.269	29	0.22	50	0.39	89	306	2.37	40	12	66	78	0.60	8	2	718.0	5.57
2014	1	1-0	0	0.00	1	1	-1.000	0	0.00	0	0.00	0	0	0.00	0	0	0	0	0.00	0	0	0.0	0.00
2015	59	17-6	138	2.34	53	326	.261	1	0.02	0	0.00	1	26	0.44	0	0	42	42	0.71	2	0	159.0	2.69
TOTAL	60	18-6	138	2.30	54	327	.257	1	0.02	0	0.00	1	26	0.43	0	0	42	42	0.70	2	0	159.0	2.65
* All	298	82-70	1022	3.43	422	2384	.252	61	0.20	78	0.26	154	547	1.84	64	15	192	207	0.69	10	5	1211.0	4.06

* from VCU



Season	SP	MP-MS	K	K/S	E	TA	Pct	A	A/S	SA	SA/S	SE	DIG	D/S	RE	BS	BA	TB	B/S	BE	BHE	Points	Pts/S
2014*	69	21-17	148	2.14	71	443	.174	12	0.17	9	0.13	38	128	1.86	10	8	9	17	0.25	4	0	169.5	2.46
2015	65	18-18	204	3.14	80	572	.217	9	0.14	1	0.02	19	139	2.14	9	2	26	28	0.43	7	0	220.0	3.38
TOTAL	65	18-18	204	3.14	80	572	.217	9	0.14	1	0.02	19	139	2.14	9	2	26	28	0.43	7	0	220.0	3.38
* All	134	39-35	352	2.63	151	1015	.198	21	0.16	10	0.07	57	267	1.99	19	10	35	45	0.34	11	0	389.5	2.90



4

KELLI BATES

5-11 • Sophomore • OH • Bradley, Ill./Bradley-Bourbonnais

Of Note: Competed on the 2015 Big Ten Conference All-Star team on a tour of Europe ... sister Kara played volleyball for two years at Maryland before transferring to Ball State where she was a 2011 and 2012 All-Mid-American Conference pick ... brother played football at Illinois State and Olivet Nazarene, and basketball at several junior colleges ... father played basketball at Florida State and Vanderbilt

2015: Has started all 18 matches and played in all 65 sets ... ranks second on team with 3.06 kills per set ... has double-figure kills in 11 matches, tying her career high with 17 kills vs. Minnesota (Oct. 14) ... has six double-doubles ... had a season-high 16 digs vs. Illinois (Sept. 30) and added 14 digs vs. Colgate (Aug. 29) ... adds 2.71 digs per set for third on the team ... has nine service aces on the season, averaging 0.14 per set, and tying a career high with two aces vs. Georgia (Sept. 10) ... also adds 0.54 blocks per set ... recorded a season-high four blocks against Minnesota (Oct. 14) and at Minnesota (Oct. 17)

2014: Played in all 34 matches, starting 29, and all 116 sets ... led the team with 2.85 kills per set (331 total) ... record double-figure kills in a team-best 19 matches ... had a career-high 17 kills vs. Illinois (Nov. 19) ... hit .201 on the season ... hit a career-best .500 (11-1-20) vs. Rutgers (Oct. 10) ... added 0.26 assists per set ... had a career-high five assists at Colorado State (Sept. 6) ... had eight service aces on the year (0.07/set) ... had a career-high two aces at Iowa (Nov. 15) ... ranked third on the team with 2.30 digs per set ... had double-figure digs in 11 matches ... had a career-high 19 digs vs. USC (Sept. 18) ... had seven double-doubles on the season ... added 0.59 blocks per set (68 total) ... had a career-high five blocks at Illinois (Oct. 10) ... had a career-high 19.5 points vs. Illinois (Nov. 19)

Personal: Parents are Katie and Don Bates ... has one brother Andy (28) and one sister Kara (24) ... born March 22 ... major is undeclared

Honors

- 2014 Big Ten All-Freshman Team
- Big Ten Co-Freshman of the Week, Nov. 24

Match Career Highs

Kills: 17 (2x; MR vs. Minnesota, 10-14-15)
Attempts: 54 vs. Minnesota, 10-14-15
Attack Pct: .500 (11-1-20) vs. Rutgers, 10-10-14
Assists: 5 at Colorado State, 9-6-14
Service Aces: 2 (2x; MR at Georgia, 9-10-15)
Digs: 19 vs. USC, 9-18-14
Blocks: 5 at Illinois, 10-4-14
Points: 19.5 vs. Illinois, 11-19-14
Double-Doubles: 11

Date	Opponent	SP	K	E	TA	Pct	A	SA	SE	RE	DIG	BS	BA	BE	Total	BHE	Points
Aug 28	W KENTUCKY	4	13	6	38	.184	3	1	0	2	10	0	1	0	1.0	0	14.5
Aug 29	COLGATE	3	13	7	27	.222	0	0	1	0	14	0	1	0	1.0	0	13.5
Aug. 29	CHARLESTON	3	6	2	18	.222	1	1	0	0	5	0	2	0	2.0	0	8.0
Sept. 4	vs. North Carolina	3	12	5	37	.189	4	0	1	0	9	0	0	0	0.0	0	12.0
Sept. 5	at Louisville	4	16	5	41	.268	0	0	4	1	12	0	2	0	2.0	0	17.0
Sept. 10	GEORGIA	3	14	3	27	.407	1	2	1	1	5	0	3	0	3.0	0	17.5
Sept. 11	KENT STATE	3	12	2	22	.455	0	1	1	2	7	0	3	0	3.0	0	14.5
Sept. 18	vs Kansas State	4	13	4	33	.273	0	0	3	0	11	0	1	0	1.0	0	13.5
Sept. 19	at Creighton	3	12	6	35	.171	1	1	1	0	8	0	3	0	3.0	0	14.5
Sept. 19	vs Arkansas	5	8	5	30	.100	0	0	2	0	11	0	1	0	1.0	1	8.5
Sept. 23	at Penn State	3	9	5	26	.154	1	0	2	2	9	0	2	1	2.0	0	10.0
Sept. 27	at Ohio State	5	13	3	34	.294	0	0	3	1	11	0	3	0	3.0	0	14.5
Sept. 30	ILLINOIS	4	7	5	27	.074	1	0	1	1	16	0	3	1	3.0	0	8.5
Oct. 4	NORTHWESTERN	3	12	3	33	.273	2	1	0	0	8	0	0	1	0.0	0	13.0
Oct. 09	at Rutgers	3	8	2	21	.286	1	1	0	1	6	1	1	0	2.0	0	10.5
Oct. 10	at Maryland	3	9	3	24	.250	2	0	4	0	10	0	0	1	0.0	0	9.0
Oct. 14	MINNESOTA	5	17	13	54	.074	2	0	2	1	12	0	4	0	4.0	0	19.0
Oct. 17	at Minnesota	4	5	7	33	-.061	1	1	1	3	12	0	4	2	4.0	1	8.0
Totals		65	199	86	560	.202	20	9	27	15	176	1	34	6	35.0	2	226.0

Kills per set: 3.06
 Assists per set: 0.31
 Service aces per set: 0.14
 Digs per set: 2.71
 Blocks per set: 0.54
 Points per set: 3.48

Career Statistics

Season	SP	MP-MS	K	K/S	E	TA	Pct	A	A/S	SA	SA/S	SE	DIG	D/S	RE	BS	BA	TB	B/S	BE	BHE	Points	Pts/S
2014	116	34-29	331	2.85	149	904	.201	30	0.26	8	0.07	25	267	2.30	25	2	66	68	0.59	9	0	374.0	3.22
2015	65	18-18	199	3.06	86	560	.202	20	0.31	9	0.14	27	176	2.71	15	1	34	35	0.54	6	2	226.0	3.48
TOTAL	181	52-47	530	2.93	235	1464	.202	50	0.28	17	0.09	52	443	2.45	40	3	100	103	0.57	15	2	600.0	3.31



5

MADDIE SMITH

6-1 • Freshman • OH/DS • St. Germain, Wis./Northland Pines

Of Note: Mother was a member of the 1990 Big Ten Championship team for the Badgers

2015: Played in two sets at Rutgers, serving twice

High school: Two-time Great Northern all-conference pick ... honorable mention all-state as a senior ... coached in high school by her mother ... three-time team most valuable player ... three time team captain ... most improved player on team as a sophomore ... also competed in softball and soccer ... member of the National Honor Society ... played club volleyball with Wisconsin Ice under coach Betty Lange.

Personal: Parents are Julie (Tonne) and Craig Smith ... has two sisters—Lexi (16) and Jacqueline (12) and two brothers—Sam (14) and Gabriel Smith (10) ... full name is


Date	Opponent	SP	K	E	TA	Pct	A	SA	SE	RE	DIG	BS	BA	BE	Total	BHE	Points
Oct. 9	at Rutgers	2	0	0	0	.000	0	0	0	0	0	0	0	0	0.0	0	0.0
Totals		2	0	0	0	.000	0	0	0	0	0	0	0	0	0.0	0	0.0

Career Highs

Kills:
Attacks:
Attack pct:
Assists:
Serve aces:
Digs:
Blocks:
Points:

Career Statistics

Season	SP	MP-MS	K	K/S	E	TA	Pct	A	A/S	SA	SA/S	SE	DIG	D/S	RE	BS	BA	TB	B/S	BE	BHE	Points	Pts/S
2015	2	1-0	0	0.00	0	0	.000	0	0.00	0	0.00	0	0	0.00	0	0	0	0	0.00	0	0	0.0	0.00
TOTAL	2	1-0	0	0.00	0	0	.000	0	0.00	0	0.00	0	0	0.00	0	0	0	0	0.00	0	0	0.0	0.00



6

Honors

- 2015 Senior CLASS Top-30 Finalist
- 2014 AVCA Second-Team All-American
- 2014 AVCA All-Northeast Region
- 2014 Big Ten Defensive Player of the Year
- 2014 All-Big Ten
- Big Ten Defensive Player of the Week—Sept. 1, 2014; Sept. 8, 2014 (co); Oct. 20, 2014 (co); Oct. 27, 2014 (co)
- 2014 Pac-12/Big Ten Showcase All-Tournament
- 2014 Academic All-Big Ten
- Big East Freshman of the Week—Aug. 27, 2012; Nov. 5, 2012

Career Highs

Kills: 4 vs. Delaware, 8-31-13

Attacks: 11 vs. Delaware, 8-31-13

Attack pct: 1.000 (1-0-1); (6x; MR at Missouri State, 9-13-14)

Assists: 11 at Pepperdine, 8-31-13

Serve aces: 3 (3x; MR at Rutgers, 10-9-15)

Digs: 29 (5x; MR vs. Kansas State, 9-18-15)

Blocks: 0

Points: 5 vs. Delaware, 8-31-13

TAYLOR MOREY

5-6 • Senior • L/DS • Muncie, Ind./Burris

Of Note: Member of the U.S. Collegiate National Team that toured China during June of 2015 ... ranks eighth in career digs with 1,195 ... also ranks fifth in digs per set with 3.87 ... transfer from Notre Dame ... great defender with excellent quickness ... sister Allyson played volleyball at Dayton, including three seasons under UW head coach Kelly Sheffield

2015: Has played in all 18 matches and all 65 sets at libero ... ranks fourth in the Big Ten with 4.55 digs per set ... has double-figure digs in 16 matches, including a season-high 29 vs. Kansas State (Sept. 18), which tied her career best ... has 20-plus digs in five matches ... ranks second on the team with 59 assists (0.91/set) ... had a season-high seven helpers vs. Georgia (Sept. 10) ... adds seven service aces on the season, averaging 0.11 per set ... tied her career high with three aces at Rutgers (Oct. 9), all consecutively ... had the first kill of her season at Minnesota (Oct. 17) when a dig dropped in for a kill

2014: Played in all 34 matches and 116 sets at libero ... led the Big Ten and ranked 29th in the nation with 5.12 digs per set ... had double-figure digs in 32 matches ... had 20-plus digs in 14 matches ... tied her career high with 29 digs in three matches—vs. USC (Sept. 18), at Washington (Sept. 19) and vs. Nebraska (Oct. 26) ... led the team in digs in 28 matches ... ranked second on the team with 20 service aces (0.17/set) ... had a season-high two aces in three matches—vs. Notre Dame (Aug. 30); at Minnesota (Oct. 15) and at Iowa (Nov. 15) ... was aces only 16 times in 511 attempts (.969) ... had one kill vs. Missouri State (Sept. 13)

Personal: Parents are Jack and Ingrid Morey ... has five siblings: Andrew (32), Ashley (30), Allyson (23), Ryan (17) and Jenny (12) ... nicknames are T, Tay and T-Mo ... born Sept. 30 ... major is life sciences communication ... member of the Student-Athlete Advisory Committee

Date	Opponent	SP	K	E	TA	Pct	A	SA	SE	RE	DIG	BS	BA	BE	Total	BHE	Points
Aug 28	W KENTUCKY	4	0	0	0	.000	2	0	0	0	17	0	0	0	0.0	0	0.0
Aug 29	COLGATE	3	0	0	0	.000	3	0	0	0	16	0	0	0	0.0	0	0.0
Aug. 29	CHARLESTON	3	0	0	0	.000	0	0	0	1	12	0	0	0	0.0	0	0.0
Sept. 4	vs. North Carolina	3	0	0	0	.000	4	0	0	1	20	0	0	0	0.0	0	0.0
Sept. 5	at Louisville	4	0	0	0	.000	6	1	0	0	19	0	0	0	0.0	0	1.0
Sept. 10	GEORGIA	3	0	0	0	.000	7	0	1	0	11	0	0	0	0.0	0	0.0
Sept. 11	KENT STATE	3	0	0	0	.000	3	0	0	0	12	0	0	0	0.0	0	0.0
Sept. 18	vs Kansas State	4	0	0	1	.000	6	0	0	0	29	0	0	0	0.0	0	0.0
Sept. 19	at Creighton	3	0	0	1	.000	3	0	0	1	18	0	0	0	0.0	0	0.0
Sept. 19	vs Arkansas	5	0	0	0	.000	5	0	1	2	17	0	0	0	0.0	0	0.0
Sept. 23	at Penn State	3	0	0	0	.000	1	0	0	0	7	0	0	0	0.0	0	0.0
Sept. 27	at Ohio State	5	0	0	0	.000	3	0	1	0	20	0	0	0	0.0	0	0.0
Sept. 30	ILLINOIS	4	0	0	0	.000	2	0	0	0	16	0	0	0	0.0	0	0.0
Oct. 4	NORTHWESTERN	3	0	0	0	.000	3	1	0	0	11	0	0	0	0.0	0	1.0
Oct. 09	at Rutgers	3	0	0	0	.000	0	3	1	1	9	0	0	0	0.0	0	3.0
Oct. 10	at Maryland	3	0	0	0	.000	4	0	1	0	13	0	0	0	0.0	0	0.0
Oct. 14	MINNESOTA	5	0	0	1	.000	2	1	0	0	24	0	0	0	0.0	0	1.0
Oct. 17	at Minnesota	4	1	1	3	.000	5	1	0	2	25	0	0	0	0.0	0	2.0
Totals		65	1	1	6	.000	59	7	5	8	296	0	0	0	0.0	0	8.0

Assists per set: .91

Service aces per set: 0.11

Digs per set: 4.55

Points per set: 0.12

Career Statistics

Season	SP	MP-MS	K	K/S	E	TA	Pct	A	A/S	SA	SA/S	SE	DIG	D/S	RE	BS	BA	TB	B/S	BE	BHE	Points	Pts/S
2012*	114	30-0	3	0.03	1	13	.154	108	0.95	28	0.25	53	471	4.13	36	0	0	0	0.00	0	0	31.0	0.27
2013	146	38-9	9	0.06	6	28	.107	74	0.51	4	0.03	13	387	2.65	38	0	0	0	0.00	0	1	13.0	0.09
2014	116	34-0	1	0.01	0	5	.200	38	0.33	20	0.17	24	594	5.12	16	0	0	0	0.00	0	0	21.0	0.18
2015	65	18-0	1	0.02	1	6	.000	59	0.91	7	0.11	5	296	4.55	8	0	0	0	0.00	0	0	8.0	0.12
TOTAL	327	90-9	11	0.03	7	39	.103	171	0.52	31	0.09	42	1277	3.91	62	0	0	0	0.00	0	1	42.0	0.13
* All	441	120-9	14	0.03	8	52	.115	279	0.63	59	0.13	95	1748	3.96	98	0	0	0	0.00	0	1	73.0	0.17

* Statistics from Notre Dame



AMBER MACDONALD

5-4 • Freshman • L/DS • Alpharetta, Ga./Blessed Trinity Catholic

Of Note: First Badger signed from the state of Georgia

2015: Has played in all 18 matches, starting 11, and all 65 sets ... ranks fifth on the team with 2.12 digs per set ... has double-figure digs in six matches ... had a career-high 15 digs vs. Colgate (Aug. 29) ... also added 14 digs vs. Georgia (Sept. 10) ... had a career-high three service aces vs. Illinois (Sept. 30) ... adds 0.15 aces per set, ranking second on the team ... also chips in 0.31 assists per set ... had a career-high three assists vs. Western Kentucky (Aug. 28), at Louisville (Sept. 5) and at Ohio State (Sept. 27)

High School: 2015 *Volleyball Magazine* Feb 50 ... 2014 AVCA Under Armour first-team All-American ... played in the Under Armour All-America match, leading the East team with 10 digs ... named to the MaxPreps National Player of the Year watch list ... three-time all-state pick ... aided Blessed Trinity Catholic under coach Paul Stevens to two state championships, including in 2014, advancing to the state tournament finals all four years ... finished her career with 2,355 digs, including 733 as a senior ... *USA Today* All-USA First Team ... played club volleyball with A5 under coach Bob Westbrook ... 2014 PrepVolleyball.com All-American ... ranked 91st by PrepVolleyball.com Senior Aces ... three-time MaxPreps All-American ... member of the Magna Cum Laude honor roll all four years

Personal: Parents are Jeff and Lara MacDonald ... father wrestled at New Hampshire ... has two sisters-Ashley (20) and Anna (14) ... born April 15 ... nicknames are Ber and Amb ... major is undeclared

Career Highs

Kills:

Attacks:

Attack pct:

Assists: 3 (3x; MR at Ohio State, 9-27-15)

Serve aces: 3 vs. Illinois, 9-30-15)

Digs: 15 vs. Colgate, 8-29-15

Blocks: 0

Points: 3.0 vs. Illinois, 9-30-15

Date	Opponent	SP	K	E	TA	Pct	A	SA	SE	RE	DIG	BS	BA	BE	Total	BHE	Points
Aug 28	W KENTUCKY	4	0	0	0	.000	3	0	2	0	11	0	0	0	0.0	0	0.0
Aug. 29	COLGATE	3	0	0	0	.000	1	0	3	0	15	0	0	0	0.0	0	0.0
Aug. 29	CHARLESTON	3	0	0	0	.000	0	2	0	0	5	0	0	0	0.0	0	2.0
Sept. 4	vs. North Carolina	3	0	0	0	.000	1	0	0	0	6	0	0	0	0.0	0	0.0
Sept. 5	at Louisville	4	0	0	0	.000	3	1	1	1	12	0	0	0	0.0	0	1.0
Sept. 10	GEORGIA	3	0	0	0	.000	2	1	0	0	14	0	0	0	0.0	0	1.0
Sept. 11	KENT STATE	3	0	0	0	.000	0	0	1	2	3	0	0	0	0.0	0	0.0
Sept. 18	vs Kansas State	4	0	0	0	.000	1	1	0	0	10	0	0	0	0.0	0	1.0
Sept. 19	at Creighton	3	0	0	0	.000	1	0	1	0	5	0	0	0	0.0	0	0.0
Sept. 19	vs Arkansas	5	0	0	0	.000	0	0	0	1	6	0	0	0	0.0	0	0.0
Sept. 23	at Penn State	3	0	0	0	.000	0	0	0	1	1	0	0	0	0.0	0	0.0
Sept. 27	at Ohio State	5	0	0	0	.000	3	0	1	2	4	0	0	0	0.0	0	0.0
Sept. 30	ILLINOIS	4	0	0	0	.000	0	3	2	0	3	0	0	0	0.0	0	3.0
Oct. 4	NORTHWESTERN	3	0	0	0	.000	2	0	0	0	6	0	0	0	0.0	0	0.0
Oct. 09	at Rutgers	3	0	0	0	.000	0	1	1	0	10	0	0	0	0.0	0	1.0
Oct. 10	at Maryland	3	0	0	0	.000	1	0	0	2	6	0	0	0	0.0	0	0.0
Oct. 14	MINNESOTA	5	0	0	0	.000	2	0	0	3	12	0	0	0	0.0	0	0.0
Oct. 17	at Minnesota	4	0	0	0	.000	0	1	2	1	9	0	0	0	0.0	0	1.0
Totals		65	0	0	0	.000	20	10	14	13	138	0	0	0	0.0	0	10.0

Assists per set: 0.31


Service aces per set: 0.15

Digs per set: 2.12

Points per set: 0.15

Career Statistics

Season	SP	MP-MS	K	K/S	E	TA	Pct	A	A/S	SA	SA/S	SE	DIG	D/S	RE	BS	BA	TB	B/S	BE	BHE	Points	Pts/S
2015	65	18-11	0	0.00	0	0	.000	20	0.31	10	0.15	14	138	2.12	13	0	0	0	0.00	0	0	10.0	0.15
TOTAL	65	18-11	0	0.00	0	0	.000	20	0.31	10	0.15	14	138	2.12	13	0	0	0	0.00	0	0	10.0	0.15



9

Why Wisconsin?

"Growing up, all I ever wanted to be was a Badger. My dad went to school here and I remember when I was little I said I wanted to play for the football team ... but I guess volleyball is good too!"

HANNAH JULEY

5-10 • Freshman • S • LaGrange, Ill./Lyons Township

Of Note: Older sister Erin played for the Badgers in 2014 as the back-up setter and played two years at Long Beach State ... played on the same club team as Badger teammate Julia Saunders

High School: 2015 *Volleyball Magazine* Feb 50 ... first-team AVCA Under Armour All-American ... played in the Under Armour All-America match being named the best setter in the skills competition ... ranked 21st by PrepVolleyball.com Senior Aces ... *Chicago Sun Times* all-state as a senior ... 2014 *Pioneer Press* Player of the Year ... averaged 11.4 assists and 2.6 digs per set as a senior for coach Joann Pyritz ... had 1,590 assists and 523 digs for her career ... led Lyons Township (34-5) to a 2014 West Suburban Silver championship and into the sectional finals ... third-team high school All-American ... 2013 PrepVolleyball.com All-American ... also played basketball and soccer ... played club volleyball with 1st Alliance for Beth Keck ... club teammate of fellow UW freshman Julia Saunders ... All-Academic Team West Suburban Conference ... member of the sophomore honor roll

Personal: Parents are Steve Juley and Maria Jarvis ... has one sister Erin (22) ... born Oct. 25 ... nickname is Baby Juley ... major is undeclared

Off the Court with Hannah

Favorites—Spot on campus: The Terrace; Cartoon Character: Sheen from Jimmy Neutron; Movie: Remember the Titans; Celebrity: Matt Bomer; Food: Potstickers; TV Show: White Collar; Book: Slaughterhouse Five ; Car: Jeep Wrangler; Musical artists: Zac Brown Band and Brett Eldredge; Athlete: Michael Phelps; Volleyball Player: Debbie Green; Sports team: Chicago Blackhawks

First started volleyball: Eighth grade

Most memorable volleyball match: Coming back from being down 20-8 in a club match and ending up winning the set and the match

My favorite thing about Wisconsin volleyball is: How you never have to question if your teammate is giving their all because you know they always are

Before each match, I: Listen to my favorite music and go over the things I want to contribute in the game

Favorite place to play (besides the Field House): North Avenue Beach in Chicago

One word that describes the team: Hungry to win

Most memorable volleyball achievement: First-team Under Armour All-American

This summer, I: Took two classes, hung out with my teammates at every waking hour, worked out, went to open gyms, and explored all the awesome places in Madison.

Is there something significant about your uniform number? The number nine has always been lucky for me and I knew it was meant to be when it was available to pick.

The best thing about the Field House is: How you can see all the history of it when you walk in; it makes you feel like you are apart of something special.

If I could change one volleyball rule, it would be: Allowing setters to reach on the other side of the net to save a set when they are back row.

If I was Coach Sheffield for the day, I would: Switch the lineup all around for one practice so everyone could play each position for fun.

What is your favorite Coach Sheffield saying? "Bring it!"

Dream as a collegiate player: Win a national championship

What would you be doing if you weren't playing collegiate volleyball? I would drive out to Cali and find whatever job I could and play beach as much as possible.

The best thing about Madison is: The amazing sunsets on Lake Mendota

Fantasy job/career: being a sports agent like Jerry McGuire

Persons most admired/role models: My mom and dad

My most prized possession is: My elephant necklace because it's my good luck charm

I can't live without: Peanut butter and jelly sandwiches

My secret addiction is: Bread and butter pickles. I eat the entire jar in one sitting

Weird thing about me that almost no one knows: I can bend my pointer finger all the way back to touch the top of my hand

The best sporting event I ever attended was: My high schools basketball blackout game against our biggest rival and storming the court after we won.

Nobody knows how much I love to: Belt out songs when I am driving by myself

If I could live any place in the world it would be: Venice, Italy

If you could trade places for a day with a person, who would it be and why? I would want to be a minion from Despicable Me because I think it looks like fun

What are you most thankful for? How supportive my family and friends are. Without them no way would I have been the person I am today.

My favorite quote or motto is: "Some are born great, some achieve greatness, and some have greatness thrust upon 'em." Shakespeare

The best advice I have ever gotten is: My dad always tells me that champions will find a way to succeed even on their worst days.



TORI BLAKE

6-3 • Junior • MB • Midland, Mich./Midland

Of Note: Graduated from high school early and joined the Badgers for the 2013 spring semester

2015: Has played in nine matches and 15 sets, making two starts... set a new career high with seven blocks vs. Kent State (Sept. 11) ... recorded a new career high with eight kills against Western Kentucky (Aug. 28) ... also set a career high with 10 points against the Lady Toppers ... contributes 0.67 blocks per set and 1.00 kills per set

2014: Played in 12 matches and 16 sets ... hit a team best .522, putting away 14 kills on 23 attempts with only two errors ... averaged 0.88 kills per set ... had a career-high five kills vs. Florida A&M (Sept. 6), taking a career-high nine attempts ... tied her career best with one dig vs. the Rattlers ... averaged 0.50 blocks per set ... had a career-high four blocks vs. Rutgers (Oct. 10)

2013: Played in 14 matches, starting one, and 22 sets ... had one dig and two blocks vs. Iona (Aug. 30) ... recorded a career-high two kills vs. Colgate (Sept. 21) ... recorded one kill and one block at Purdue (Nov. 2) ... tallied one kill and two blocks at Northwestern (Nov. 30) and vs. Milwaukee (Dec. 6) ... averaged 0.23 kills and 0.41 blocks per set

Personal: Parents are Gregg and Lynda Blake ... sister Dani (21) plays basketball at Michigan Tech ... born April 7 ... nicknames are Bambi, Taz, and Shark Bait ... full name is Victoria ... major is retailing

Date	Opponent	SP	K	E	TA	Pct	A	SA	SE	RE	DIG	BS	BA	BE	Total	BHE	Points
Aug. 28	W KENTUCKY	4	8	4	18	.222	0	0	0	0	0	1	2	0	3.0	0	10.0
Aug. 29	COLGATE	1	0	0	0	.000	0	0	0	0	0	0	0	0	0.0	0	0.0
Sept. 4	vs. North Carolina	1	0	0	0	.000	0	0	0	0	0	0	0	0	0.0	0	0.0
Sept. 5	at Louisville	2	1	0	1	1.000	0	0	0	0	0	0	0	0	0.0	0	1.0
Sept. 10	GEORGIA	1	1	0	1	1.000	0	0	0	0	0	0	0	0	0.0	0	1.0
Sept. 11	KENT STATE	3	5	0	7	.714	0	0	0	0	2	0	7	0	7.0	0	8.5
Sept. 18	vs Kansas State	1	0	0	0	.000	0	0	0	0	0	0	0	0	0.0	0	0.0
Sept. 19	at Creighton	1	0	0	3	.000	0	0	0	0	0	0	0	0	0.0	0	0.0
Sept. 19	vs Arkansas	1	0	0	2	.000	0	0	0	0	0	0	0	0	0.0	0	0.0
Totals		15	15	4	32	.344	0	0	0	0	2	1	9	0	10.0	0	20.5


Kills per set: 1.00
Digs per set: 0.13
Blocks per set: 0.67
Points per set: 1.37

Career Highs

Kills: 8 vs. Western Kentucky, 8-28-15
Attempts: 18 vs. Western Kentucky, 8-28-15
Hitting Percentage: .714 (5-0-7) vs. Kent State, 10-11-15
Assists: 0
Service Aces: 0
Digs: 1 (2x; MR vs. Florida A&M, 9-6-14)
Blocks: 7 vs. Kent State, 9-11-15
Points: 10 vs. Western Kentucky, 8-28-15

Career Statistics

Season	SP	MP-MS	K	K/S	E	TA	Pct	A	A/S	SA	SA/S	SE	DIG	D/S	RE	BS	BA	TB	B/S	BE	BHE	Points	Pts/S
2013	22	14-1	5	0.23	3	12	.167	0	0.00	0	0.00	0	1	0.05	0	1	8	9	0.41	2	0	10.0	0.45
2014	16	12-0	14	0.88	2	23	.522	0	0.00	0	0.00	0	1	0.06	0	0	8	8	0.50	1	0	18.0	1.12
2015	15	9-2	15	1.00	4	32	.344	0	0.00	0	0.00	0	2	0.13	0	1	9	10	0.67	0	0	20.5	1.33
TOTAL	53	35-3	34	0.64	9	67	.373	0	0.00	0	0.00	0	4	0.08	0	2	25	27	0.51	3	0	48.5	0.91



11

Honors

- 2015 Creighton Classic All-Tournament
- Big Ten Defensive Player of the Week–Oct. 5, 2015 (co)

Career Highs

Kills: 16 vs. Arkansas, 9-19-15
Attacks: 27 (3x; MR vs. Minnesota, 10-14-15)
Attack pct: .583 (9-2-12) vs. Georgia, 9-10-15
Assists: 1 (2x; MR vs. Arkansas, 9-19-15)
Serve aces: 0
Digs: 3 at Maryland, 10-10-15
Blocks: 7 (2x; MR vs. Minnesota, 10-14-15)
Points: 18.0 vs. Arkansas, 9-19-15

TIONNA WILLIAMS

6-2 • Freshman • MB • Fort Wayne, Ind./Concordia Lutheran

2015: Has played in all 18 matches, starting 16, and 61 sets ... leads the team and ranks fourth in the Big Ten with 1.34 blocks per set, which is best among conference freshmen ... had a career-high seven blocks vs. Illinois (Sept. 30) and vs. Minnesota (Oct. 14) ... has five-or-more blocks in 11 matches ... adds 2.08 kills per set ... had a career-high 16 kills vs. Arkansas (Sept. 19) ... has double-figure kills in two matches ... ranks second on the team with a .295 hitting percentage, which is tops among Big Ten freshmen ... had one assist in three matches, most recently vs. Minnesota (Oct. 14) ... tallied a career-high three digs at Maryland (Oct. 10)

High School: 2015 AAU All-American ... 2015 *Volleyball Magazine* Fab 50 ... ranked sixth by PrepVolleyball.com ... *USA Today* All-USA First Team ... 2014 AVCA Under Armour first-team All-American ... four-time conference player of the year for coach Trish Miller at Concordia Lutheran ... two-time first-team all-state ... two-time *News Sentinel* and *Journal Gazette* Player of the Year ... won the 2014 Indiana state 3A championship after finishing as the runner-up as a junior ... averaged 5.0 kills (537 total) per set while hitting .469 as a senior ... added 2.7 digs (294), 1.0 blocks (109) and 0.6 (66) service aces per set her final season ... named the Indiana High School Athletic Association Mental Attitude award winner for volleyball in her class ... led her team to four sectional titles and four regional championships ... played club volleyball with Munciana under coach Mike Lingenfelter ... two-time AAU 18-Open All-American ... aided her team to second and third-place finishes at AAU 18-Open Nationals

Personal: Parents are Clint Csadenyi and DeCarlo Williams ... has two siblings–Kayla Williams (15) and DaCari Williams (13) ... born Sept. 10 ... major is undeclared

Date	Opponent	SP	K	E	TA	Pct	A	SA	SE	RE	DIG	BS	BA	BE	Total	BHE	Points
Aug 28	W KENTUCKY	2	0	0	1	.000	0	0	1	0	0	0	1	0	1.0	0	0.5
Aug 29	COLGATE	3	6	5	24	.042	0	0	0	0	0	0	6	0	6.0	0	9.0
Aug. 29	CHARLESTON	3	4	1	7	.429	1	0	0	0	1	1	5	1	6.0	0	7.5
Sept. 4	vs. North Carolina	3	4	3	10	.100	0	0	0	0	1	1	2	1	3.0	0	6.0
Sept. 5	at Louisville	4	9	3	20	.300	0	0	0	0	1	0	6	0	6.0	0	12.0
Sept. 10	GEORGIA	3	9	2	12	.583	0	0	0	0	1	0	6	0	6.0	0	12.0
Sept. 11	KENT STATE	1	3	1	6	.333	0	0	0	0	0	0	1	0	1.0	0	3.5
Sept. 18	vs Kansas State	4	9	2	27	.259	0	0	0	0	0	0	2	1	2.0	0	10.0
Sept. 19	at Creighton	3	5	2	12	.250	0	0	0	1	1	0	4	0	4.0	0	7.0
Sept. 19	vs Arkansas	5	16	2	27	.519	1	0	0	0	1	1	2	0	3.0	0	18.0
Sept. 23	at Penn State	3	8	2	16	.375	0	0	0	0	0	0	2	1	2.0	0	9.0
Sept. 27	at Ohio State	5	9	2	20	.350	0	0	0	0	1	0	5	0	5.0	0	11.5
Sept. 30	ILLINOIS	4	8	2	21	.286	0	0	0	0	0	0	7	2	7.0	0	11.5
Oct. 4	NORTHWESTERN	3	6	2	13	.308	0	0	0	0	0	1	5	0	6.0	0	9.5
Oct. 9	at Rutgers	3	6	1	14	.357	0	0	0	0	0	0	6	0	6.0	0	9.0
Oct.10	at Maryland	3	6	3	13	.231	0	0	0	0	3	1	4	1	5.0	0	9.0
Oct. 14	MINNESOTA	5	7	6	27	.037	1	0	0	0	0	0	7	0	7.0	0	10.5
Oct. 17	at Minnesota	4	12	2	22	.455	0	0	0	0	1	1	5	1	6.0	1	15.5
Totals		61	127	41	292	.295	3	0	1	1	11	6	76	8	82.0	1	171.0

Kills per set: 2.08
 Assists per set: 0.05
 Digs per set: 0.18
 Blocks per set: 1.34
 Points per set: 2.80

Career Statistics

Season	SP	MP-MS	K	K/S	E	TA	Pct	A	A/S	SA	SA/S	SE	DIG	D/S	RE	BS	BA	TB	B/S	BE	BHE	Points	Pts/S
2015	65	18-16	0	0.00	0	0	.000	20	0.31	10	0.15	14	138	2.12	13	0	0	0	0.00	0	0	10.0	0.15
TOTAL	65	18-16	0	0.00	0	0	.000	20	0.31	10	0.15	14	138	2.12	13	0	0	0	0.00	0	0	10.0	0.15



12

JULIA SAUNDERS

6-3 • Freshman • OH/RS • LaGrange, Ill./Nazareth Academy

Of Note: Coached in high school by her father ... mother played volleyball at Oklahoma from 1983-87, setting school season records for blocks ... father competed in track and cross country at Illinois-Chicago from 1970-74, earning five All-America honors and is a member of the UIC Hall of Fame

2015: Appeared in two sets ... tallied one kill vs. Georgia (Sept. 10)

High School: 2015 *Volleyball Magazine* Feb 50 ... ranked as the No. 71 recruit by PrepVolleyball.com ... three-time East Suburban Catholic Conference player of the year for coach Wayne Saunders ... second-team all-state selection by the *Champaign News Gazette* ... guided Nazareth Academy to three regional titles ... averaged 4.1 kills, 2.1 digs and 0.6 blocks per set as a senior ... participated in USA Volleyball's High Performance program ... third-team AVCA Under Armour All-American ... member of the A Honor Roll ... named an Advanced Placement Scholar ... also played club volleyball with 1st Alliance under coach Sue Keck ... member of USA Volleyball's High Performance program, competing with the Junior A1 team, aiding her team to a first-place finish

Personal: Parents are Wayne and Margaret (Page) Saunders ... has one sister--Emma (20) ... born June 25 ... intends on majoring in biology ... nickname is Saunders

Date	Opponent	SP	K	E	TA	Pct	A	SA	SE	RE	DIG	BS	BA	BE	Total	BHE	Points
Sept. 10	GEORGIA	1	1	0	2	.500	0	0	0	0	0	0	0	0	0.0	0	1.0
Oct. 9	at RUTGERS	1	0	0	0	0	0	0	0	0	0	0	0	0	0	0	0
Totals		2	1	0	2	.500	0	0	0	0	0	0	0	0	0.0	0	1.0

Kills per set: .50
Points per set: .50

Career Highs

Kills: 1 vs. Georgia, 9-10-15
Attacks: 2 vs. Georgia, 9-10-15
Attack pct: .500 (1-0-2) vs. Georgia, 9-10-15
Assists: 0
Serve aces: 0
Digs: 0
Blocks: 0
Points: 1 vs. Georgia, 9-10-15

Career Statistics

Season	SP	MP-MS	K	K/S	E	TA	Pct	A	A/S	SA	SA/S	SE	DIG	D/S	RE	BS	BA	TB	B/S	BE	BHE	Points	Pts/S
2015	2	2-0	1	.50	0	2	.500	0	0.00	0	0.00	0	0	0.00	0	0	0	0	0.00	0	0	1.0	1.00
TOTAL	2	2-0	1	.50	0	2	.500	0	0.00	0	0.00	0	0	0.00	0	0	0	0	0.00	0	0	1.0	1.00



HALEIGH NELSON

6-4 • Junior • MB • Cary, N.C./Cardinal Gibbons

Of note: Ranks second in program history with a career hitting percentage of .344 and seventh in blocks per set (1.22)

2015: Has started all 18 matches and played in all 65 sets ... ranks third on the team with 2.42 kills per set ... set a career high with 18 kills vs. Arkansas (Sept. 19) ... leads the team and ranks sixth in the Big Ten with a hitting percentage of .380 ... ranks second on the team and sixth in the Big Ten with 1.20 blocks per set ... set a new career high with two block solos vs. Western Kentucky (Aug. 28) ... had a season-high seven blocks at Creighton (Sept. 19) ... set a new career high with four service aces vs. Kent State (Sept. 11) ... has a team-best 16 service aces (0.25/set) ... recorded a season-high four digs at Ohio State (Sept. 27) and at Maryland (Oct. 10)

2014: Played in 34 matches, starting 33, and 114 sets ... led the team with a .359 hitting percentage, which ranked second in the Big Ten and 54th nationally ... ranked fifth on the team with 2.28 kills per set ... had double-figure kills in eight matches ... tied her career high with 16 kills at Michigan (Nov. 7) ... led the team in kills in four matches ... had a career-high two assists at Rutgers (Nov. 26) ... ranked fourth on the team with 18 service aces (0.16/set) after not serving at all as a freshman ... had a career-high three aces vs. Miami (Sept. 12) ... led the team in aces in five matches ... added 0.68 digs per set ... had a career-high six digs at Colorado State (Sept. 6) and vs. Ohio State (Dec. 12) ... led the team with 1.33 blocks per set, which ranked third in the Big Ten and 31st nationally ... led the team in blocks in 19 matches

Personal: Parents are Harold and Suzette Nelson, and Vanessa Nelson ... has one sister, Hannah (15) ... born April 6 ... nickname is Nelly ... advertising chair of the Student-Athlete Advisory Committee (SAAC) and member of the Coordinated Leadership Initiative (CLI) ... also volunteers with Badgers Give Back ... major is business: marketing

Honors

- 2015 Creighton Classic MVP
- 2015 HotelRED Invitational All-Tournament
- 2014 AVCA Honorable Mention All-American
- 2014 AVCA All-Northeast Region
- 2014 Honorable Mention All-Big Ten
- 2014 HotelRED Invitational All-Tournament
- 2014 Academic All-Big Ten
- 2013 Big Ten All-Freshman Team
- Big Ten Freshman of the Week, Sept. 30, 2013

Career Highs

Kills: 18 vs. Arkansas, 9-19-15
Attempts: 30 at Michigan, 11-7-14
Hitting Percentage: .727 (8-0-11) at North Dakota State, 9-7-13
Assists: 2 at Rutgers, 11-26-14
Service Aces: 4 vs. Kent State, 9-11-15
Digs: 6 (2x; MR vs. Ohio State, 12-12-14)
Blocks: 10 at Nebraska, 10-5-13
Points: 23.5 vs. Arkansas, 9-19-15

Date	Opponent	SP	K	E	TA	Pct	A	SA	SE	RE	DIG	BS	BA	BE	Total	BHE	Points
Aug 28	W. KENTUCKY	4	8	1	19	.368	0	0	2	0	2	2	4	0	6.0	0	12.0
Aug 29	COLGATE	3	7	1	10	.600	0	0	0	0	1	1	3	1	4.0	0	9.5
Aug. 29	CHARLESTON	3	7	2	12	.417	0	1	0	0	1	0	4	1	4.0	0	10.0
Sep 4	NORTH CAROLINA	3	11	0	19	.579	1	0	0	0	2	0	3	0	3.0	0	12.5
Sep 5	at Louisville	4	6	5	19	.053	0	0	0	0	3	0	4	0	4.0	0	8.0
Sept.10	GEORGIA	3	4	0	8	.500	0	0	1	0	0	1	4	1	5.0	0	7.0
Sept. 11	KENT STATE	3	11	2	19	.474	1	4	0	0	0	1	1	0	2.0	0	16.5
Sept. 18	vs Kansas State	4	11	3	28	.286	1	0	0	0	1	0	5	0	5.0	0	13.5
Sept. 19	at Creighton	3	4	0	12	.333	0	1	1	0	3	0	7	0	7.0	0	8.5
Sept. 19	vs Arkansas	5	18	3	29	.517	1	3	1	0	3	0	5	1	5.0	0	23.5
Sept. 23	at Penn State	3	10	3	18	.389	0	0	0	0	2	0	3	0	3.0	0	11.5
Sept. 27	at Ohio State	5	11	3	27	.296	0	1	1	0	4	1	2	0	3.0	0	14.0
Sept. 30	ILLINOIS	4	12	3	27	.333	1	1	2	0	3	0	5	1	5.0	0	15.5
Oct. 4	NORTHWESTERN	3	5	2	14	.214	0	1	1	0	1	0	6	0	6.0	0	9.0
Oct. 9	at Rutgers	3	6	0	12	.500	1	2	0	0	1	0	3	1	3.0	0	9.5
Oct. 10	at Maryland	3	8	0	13	.615	0	0	1	0	4	0	3	0	3.0	0	9.5
Oct. 14	MINNESOTA	5	12	2	23	.435	1	2	0	0	3	0	5	1	5.0	0	16.5
Oct. 17	at Minnesota	4	6	1	23	.217	0	0	2	0	1	0	5	0	5.0	0	8.5
Totals		65	157	31	332	.380	7	16	12	0	35	6	72	7	78.0	0	215.0

Kills per set: 2.42
 Assists per set: 0.11
 Service aces per set: 0.25
 Digs per set: 0.54
 Blocks per set: 1.20
 Points per set: 3.31

Career Statistics

Season	SP	MP-MS	K	K/S	E	TA	Pct	A	A/S	SA	SA/S	SE	DIG	D/S	RE	BS	BA	TB	B/S	BE	BHE	Points	Pts/S
2013	145	38-37	252	1.74	60	603	.318	4	0.03	0	0.00	0	21	0.14	1	16	148	164	1.13	17	1	342.0	2.36
2014	114	34-33	260	2.28	62	551	.359	6	0.05	18	0.16	32	77	0.68	1	8	144	152	1.33	10	1	358.0	3.14
2015	65	18-18	157	2.42	31	332	.380	7	0.11	16	0.25	12	35	0.54	0	6	72	78	1.20	7	0	215.0	3.31
TOTAL	324	90-88	669	2.06	153	1486	.347	17	0.05	34	0.10	44	133	0.41	2	30	364	394	1.22	34	2	915.0	2.82



MADISON DUELLO

6-3 • Freshman • OH • Kansas City, Mo./Liberty

2015: Has played in 14 matches, starting one, and 27 sets ... had a career-high five kills vs. Colgate (Aug. 29) ... averaging 0.74 kills per set ... also had a career high two blocks against the Raiders and vs. Georgia (Sept. 10) ... tallied two digs vs. Kansas State (Sept. 18) ... adds 0.22 blocks per set

High school: 2015 *Volleyball Magazine* Fab 50 ... No. 9 recruit in the country by PrepVolleyball.com ... 2014 Missouri Gatorade Player of the Year ... 2014 AVCA Under Armour first-team All-American ... played in the Under Armour All-America match ... three-time all-state pick for coaches April Fleming and Eric Leone at Liberty High School ... aided Liberty to three districts titles and a fourth-place finish at state in 2014 ... had 546 kills (6.7/set), 239 digs (3.0/set), 53 blocks (0.7/set) and 23 service aces while hitting .420 as a senior ... ended her career as her school's record holder for kills with 1,391 ... 2015 Kansas City Star All-Metro Player of the Year ... four-time all-conference ... three-time all-district and all-region ... played club volleyball with KC Power under coaches Katie Martincich and Mike Dauernheim ... named one of the top-50 Juniors by PrepVolleyball.com ... named one of 30 Underclassmen to Watch by *Volleyball Magazine* ... participated in the USA Volleyball High Performance program ... named to the all-tournament team at the Junior A1 in 2014, aiding her team to a first-place finish ... team also won the 2013 Girls Youth Continental

Personal: Parents are Dave and Kristin Duello ... has one brother-Cameron (14) ... born May 6 ... intends on majoring in elementary education ... nickname is D

Date	Opponent	SP	K	E	TA	Pct	A	SA	SE	RE	DIG	BS	BA	BE	Total	BHE	Points
Aug 28	W. KENTUCKY	1	1	1	2	.000	0	0	0	0	0	0	0	0	0.0	0	1.0
Aug 29	COLGATE	3	5	4	13	.077	0	0	0	0	0	0	2	0	2.0	0	6.0
Sept. 4	vs. North Carolina	3	4	3	10	.100	0	0	0	0	0	0	0	0	0.0	0	4.0
Sept. 5	at Louisville	1	1	0	3	.333	0	0	0	0	0	0	0	0	0.0	0	1.0
Sept. 10	GEORGIA	2	1	0	2	.500	0	0	0	0	0	0	2	0	2.0	0	2.0
Sept. 11	KENT STATE	1	1	1	2	.000	0	0	0	0	0	0	0	0	0.0	0	1.0
Sept. 18	vs Kansas State	3	4	4	16	.000	0	0	0	0	2	0	1	0	1.0	0	4.5
Sept. 19	vs Arkansas	1	2	2	5	.000	0	0	0	0	0	0	0	0	0.0	0	2.0
Sept. 23	at Penn State	2	0	1	2	-.500	0	0	0	0	0	0	1	0	1.0	0	0.5
Sept. 27	at Ohio State	1	0	1	1	-1.000	0	0	0	0	0	0	0	0	0.0	0	0.0
Oct. 4	NORTHWESTERN	3	0	0	0	.000	0	0	1	0	1	0	0	0	0.0	0	0.0
Oct. 9	at Rutgers	1	1	0	1	1.000	0	0	0	0	0	0	0	0	0.0	0	1.0
Oct. 10	at Maryland	1	0	0	0	.000	0	0	1	0	0	0	0	0	0.0	0	0.0
Oct. 17	at Minnesota	4	0	0	1	.000	0	0	1	0	1	0	0	0	0.0	0	0.0
Totals		27	20	17	58	.052	0	0	3	0	4	0	6	0	6.0	0	23.0

Kills per set: .74
Blocks per set: 0.15
Points per set: .85

Career Highs

Kills: 5 vs. Colgate, 8-29-15
Attacks: 13 vs. Colgate, 8-29-15
Attack pct: .333 (1-0-3) at Louisville, 9-5-15
Assists:
Serve aces:
Digs: 2 vs. Kansas State, 9-18-15
Blocks: 2 (2x; MR vs. Georgia, 9-10-15)
Points: 6.0 vs. Colgate, 8-29-15

Career Statistics

Season	SP	MP-MS	K	K/S	E	TA	Pct	A	A/S	SA	SA/S	SE	DIG	D/S	RE	BS	BA	TB	B/S	BE	BHE	Points	Pts/S
2015	27	14-1	20	0.74	17	58	.052	0	0.00	0	0.00	3	4	0.15	0	0	6	6	0.22	0	0	23.0	0.85
TOTAL	27	14-1	20	0.74	17	58	.052	0	0.00	0	0.00	3	4	0.15	0	0	6	6	0.22	0	0	23.0	0.85

[illegible]

Scouting the Opponents



Iowa

The Hawkeyes (10-11, 0-8) are tied for 12th in the Big Ten, having not won a conference match

yet this season. Iowa wrapped up the non-conference season 10-3 before losing its last eight matches, including a 3-0 loss at Illinois and a 3-1 loss at Northwestern last weekend.

Junior Lauren Brobst, a 6-1 outside hitter, leads the team with 3.38 kills per set. Sophomore Jess Janota, a 6-3 middle blocker, adds 2.86 kills per set. Freshman Regan Davey, a 5-9 outside hitter, adds 2.40 kills per set while senior Mikaela Gunderson, a 6-0 middle blocker, chips in 2.11 kills per set. Gunderson leads the team with a .352 hitting percentage and 0.88 blocks per set.

Junior Lozley Keala, a 6-1 junior setter, puts up 11.04 assists per set in her first year with the Hawkeyes after transferring from Missouri. Sophomore Annika Olsen, a 5-8 libero, has a team-best 4.70 digs per set.

Location: Iowa City, Iowa

Enrollment: 31,387

Division: I

Colors: Black and Gold

Nickname: Hawkeyes

Home Arena (Capacity): Carver-Hawkeye Arena (8,715)

2014 Record: 14-17

2014 Big Ten Record/Place: 6-14/T10th

2014 NCAA Tournament: Did not compete

Final AVCA Ranking: Not ranked

Starters Returning/Lost: 4/3-libero

Letterwinners Returning/Lost: 7/9

Newcomers: 8

Head Coach: Bond Shymansky

School Record: 24-28 (2nd year)

Career Record: 314-137 (14th year)

Assistant Coaches: Michaela Franklin, Danielle Carlson

vs. Iowa

Wisconsin leads 50-20-1

In Iowa City: Wisconsin leads 22-11

In 2014: The Badgers won both meetings by 3-0 scores.

The Streak: Wisconsin has won 10 straight, not losing to Iowa since Nov. 11, 2009 - a 3-2 loss in Iowa City.

Comparing the Teams

	KPS	Hit %	APS	SAPS	DPS	BPS	Opp %
Wisconsin	14.03	.253	13.40	0.82	15.63	2.72	.172
Iowa	13.38	.241	12.74	1.18	14.11	1.86	.223
Nebraska	14.17	.265	12.95	1.02	16.06	2.65	.168



#3 Nebraska

The Huskers (16-2, 7-1) share the Big Ten lead with Ohio State and Minnesota. Nebraska has won four straight after losing its only

conference match at Ohio State on Oct. 3. NU swept Northwestern and No. 16 Illinois on the road last weekend.

Junior Kadie Rolfsen, a 6-3 outside hitter, leads the Huskers with 3.18 kills per set. Freshman Mikaela Foecke, a 6-3 outside hitter, adds 2.98 kill per set. Senior Kelsey Fien, a 6-3 outside hitter, chips in 2.44 kills per set. Junior Amber Rolfsen, a 6-3 middle blocker, has a team-best 1.63 blocks per set while adding 2.10 kills per set.

Sophomore Kelly Hunter, a 5-11 setter, puts up 11.24 assists per set while adding 2.20 digs per set. Junior Justine Wong-Orantes, a 5-6 libero, has a team-best 4.59 digs per set.

Location: Lincoln, Neb.

Enrollment: 25,006

Division: I

Colors: Scarlet and Cream

Nickname: Huskers

Home Arena (Capacity): Devaney Center (8,200)

2014 Record: 23-10

2014 Big Ten Record/Place: 14-6/4th

2014 NCAA Tournament: NCAA Regional final—def. Hofstra, 3-0; def. Utah, 3-2; def. Washington, 3-1; lost to BYU, 0-3

Final AVCA Ranking: 8th

Starters Returning/Lost: 5+libero/1

Letterwinners Returning/Lost: 9/3

Newcomers: 5

Head Coach: John Cook

School Record: 452-59 (16th year)

Career Record: 613-133 (23rd year)

Assistant Coaches: Dani Busboom Kelly, Chris Tamas

vs. Nebraska

Nebraska leads 17-2-1

In Lincoln: Nebraska leads 7-0

In 2014: The Badgers won the only meeting between the two teams, a 3-0 sweep in Madison.

The Streak: Last season's win ended a 17-match Nebraska winning stretch.

2014 Wisconsin Volleyball Iowa vs #5 Wisconsin (Oct 22, 2014 at Madison, Wis.)

#	Towler	S	K	Attack			Pct	Serve			Dig	Block			BH	Pts
				E	TA	Pct		SA	SE	RE		BS	BA	BE		
6	Dietz, Alessandra	3	9	1	18	.444	0	0	1	0	1	0	1	0	0	9.5
13	Gunderson, Mikaela	3	5	2	10	.300	0	0	0	0	0	1	1	2	5	7.5
15	Blomberg, Julianne	3	1	5	22	-.182	0	1	1	2	5	0	0	0	0	2.0
17	Klostermann, Alyssa	3	0	1	1	-.000	17	0	0	0	0	4	0	0	0	2.0
18	Brobst, Lauren	3	9	6	22	.364	0	0	0	0	2	3	0	2	0	10.0
19	Alm, Taylor	3	4	2	10	.200	0	0	0	0	0	1	1	1	1	4.5
20	Smith, Kaylee	3	0	0	0	.000	18	1	1	0	0	3	0	0	0	1.0
21	Mueller, Karl	3	0	0	1	.000	0	0	0	0	0	7	0	0	0	0.0
11	Leppek, Erin	3	0	1	1	-.000	0	0	0	0	0	0	0	0	0	1.0
22	Fugarino, Michelle	3	0	1	1	-.000	2	0	0	2	16	0	0	0	0	0.0
29	Janota, Jess	3	10	4	21	.286	0	0	0	0	0	0	1	0	0	10.5
Totals		3	38	23	107	.140	37	2	5	6	40	1	8	2	3	45.0

Team Attack By Set	Set	K	E	TA	Pct	Sideout	Pct	SET SCORES	1	2	3	Team Records:
	1	12	8	36	.111	12-25	47%					Iowa (0)
	2	15	9	38	.158	13-24	54%					Wisconsin (3)
	3	11	6	33	.152	13-25	51%					25 25 25 17-2, 8-1

#	Wisconsin	S	K	E	TA	Pct	Ass	Serve	SA	SE	RE	Digs	BS	BA	BE	BH	Pts
1	Carlino, Lauren	3	2	1	8	.125	32	2	0	0	0	6	0	3	0	0	5.5
3	Thomas, Courtney	3	11	4	22	.318	6	0	1	1	13	0	5	0	0	0	13.5
4	Bates, Kelli	3	10	4	24	.250	0	0	0	0	0	4	0	3	0	0	11.5
13	Nelson, Haleigh	3	6	0	11	.545	0	2	0	0	0	5	1	6	1	0	12.0
15	Blomberg, Julianne	3	5	3	14	.286	0	0	0	0	0	2	6	0	0	0	7.0
20	Chapman, Ellen	3	4	2	18	.111	0	1	1	0	1	1	0	1	0	0	5.5
6	Morey, Taylor	3	0	0	0	.000	0	1	0	0	0	10	0	0	0	0	1.0
7	Moreas, Deme	3	0	0	0	.000	0	0	0	0	0	3	0	0	0	0	0.0
11	Kvas, Kt	3	0	0	0	.000	0	0	0	0	0	0	0	0	0	0	0.0
16	Workman, Caroline	3	0	0	0	.000	0	0	0	0	0	0	0	0	0	0	0.0
Totals		3	38	14	98	.245	28	6	2	1	43	1	24	1	1	0	59.0

Team Attack By Set	Set	K	E	TA	Pct	Sideout	Pct	SET SCORES	1	2	3	Team Records:
	1	13	2	31	.355	12-15	80%					Iowa (0)
	2	11	5	32	.188	14-23	60%					Wisconsin (3)
	3	14	7	35	.200	13-19	68%					25 25 25 17-2, 8-1

2014 Wisconsin Volleyball #4 Wisconsin vs Iowa (Nov 15, 2014 at Iowa City, Iowa)

#	Wisconsin	S	ATTACK			SET			SERVE			RECEIVE			BLOCK			Points	
			K	E	TA	Ass	TA	Pct	SA	SE	RE	Digs	BS	BA	BE				
1	Carlino, Lauren	3	2	1	7	.143	35	38	.401	1	0	15	1000	1	0	0	0	4.0	
3	Thomas, Courtney	3	11	1	18	.500	5	8	.420	0	0	4	1000	4	0	1000	3	0	11.5
4	Bates, Kelli	3	11	2	23	.291	1	1	.143	2	0	10	1000	9	0	1000	7	0	14.0
7	Moreas, Deme	3	0	0	1	.000	0	16	.000	0	0	.000	22	1	.000	3	0	0.0	
13	Nelson, Haleigh	3	11	4	22	.318	0	0	.000	2	14	.857	0	0	.000	1	0	15.5	
14	Thompson, Dominique	3	1	3	5	.400	0	0	.000	0	0	.000	0	0	.000	1	0	1.0	
5	Morey, Taylor	3	0	0	1	.000	1	9	.111	2	0	13	1000	11	1	.917	8	0	2.0
10	Blake, Tori	3	2	3	6	.167	0	0	.000	0	0	.000	0	0	.000	0	0	4.5	
11	Kvas, Kt	3	0	0	0	.000	0	0	.000	2	0	11	1000	0	0	.000	2	0	0.0
20	Chapman, Ellen	3	6	1	11	.455	0	1	.000	0	1	6	.833	0	0	.000	2	0	6.5
Totals		3	44	14	94	.319	42	80	.525	9	3	73	.959	47	2	.959	36	0	61.0

Team Attack By Set	Set	K	E	TA	Pct	Sideout	Pct	SET SCORES	1	2	3	Team Records:
	1	18	7	40	.275	15-22	68%					Wisconsin (3)
	2	11	0	24	.458	10-13	76%					Iowa (0)
	3	15	7	30	.267	14-19	73%					25 25 25 24-2, 15-1

#	Iowa	S	ATTACK			SET			SERVE			RECEIVE			BLOCK			PTS	
			K	E	TA	Ass	TA	Pct	SA	SE	RE	Digs	BS	BA	BE				
6	Dietz, Alessandra	3	4	1	10	.300	0	2	.000	0	1	9	.889	0	0	.000	2	0	5.0
13	Gunderson, Mikaela	3	2	1	6	.167	0	0	.000	0	0	0	.000	0	1	0	0	4.5	
15	Blomberg, Julianne	3	4	1	14	.214	0	17	.000	2	1	10	.909	25	1	.962	4	0	7.0
17	Klostermann, Alyssa	3	0	0	0	.000	16	20	.800	0	0	6	1000	4	0	0	0	0.0	
18	Brobst, Lauren	3	7	5	22	.291	0	1	.000	0	0	0	.000	2	0	.000	1	0	7.5
19	Alm, Taylor	3	10	2	14	.571	0	0	.000	0	0	.000	0	0	.000	0	0	10.0	
21	Smith, Kaylee	3	1	0	1	.000	11	17	.765	0	1	12	.917	0	0	.000	4	0	1.0
2	Mueller, Karl	3	0	0	0	.000	0	5	.000	0	6	1000	6	0	.000	3	0	0.0	
7	Lavelle, Alex	3	2	4	0	.000	0	0	.000	2	1000	5	1	.403	2	0	0	0.0	
22	Fugarino, Michelle	3	0	0	1	.000	3	16	.188	0	2	9	.778	21	4	.840	9	0	0.0
29	Janota, Jess	3	4	1	7	.556	0	0	.000	0	0	.000	0	0	.000	1	0	4.0	
Totals		3	33	16	89	.191	32	81	.361	2	5	54	.907	61	9	.871	30	1	41.0

Team Attack By Set	Set	K	E	TA	Pct	Sideout	Pct	SET SCORES	1	2	3	Team Records:
	1	11	1	31	.323	14-24	58%					Iowa City, Iowa (Carver-Hawkeye Arena)
	2	12	9	30	.100	10-25	40%					Date: Nov 15, 2014 Attend: 1239 Time: 1:20
	3	10	6	28	.143	13-24	54%					Referees: Todd Karliczak, Kathleen Ferraraccio

2014 Wisconsin Volleyball #14 Nebraska vs #5 Wisconsin (Oct 26, 2014 at Madison, Wis.)

#	Nebraska	Attack					Serve					Block					Pts
		S	K	E	TA	Pct	Ass	SA	SE	RE	Digs	BS	BA	BE	BH		
5	Rolfsen, Amber	3	10	6	25	.160	0	0	0	2	7	0	2	1	0	11.0	
6	Rolfsen, Kadie	3	9	2	26	.269	1	1	2	0	0	7	0	1	0	10.5	
9	Hall, Cecilia	3	2	1	8	.125	0	0	0	0	0	0	0	1	0	0	
10	Anderson, Alicia	3	4	15	-200	-200	0	0	0	0	0	0	1	0	0	1.5	
11	Gray, Courtney	3	1	6	-400	-400	0	0	0	0	0	0	0	0	0	0	
20	Osagertan, Meghan	3	5	14	-286	-1	0	0	0	0	0	0	3	1	0	6.5	
21	Elthede, Alexandra	3	0	0	1	.000	1	0	0	0	0	1	0	0	0	0.0	
22	Wong-Orantes, J	3	0	0	0	.000	0	0	0	0	0	0	0	0	0	0.0	
7	Townsend, Sydney	1	0	0	0	.000	0	1	1	0	0	0	0	0	0	0.0	
12	Wong, Kristina	3	0	0	24	-.167	0	0	0	0	0	0	0	0	0	0.0	
17	Albrecht, Annika	3	0	0	0	.000	1	1	3	0	6	0	0	0	0	1.0	
21	Kel, Melanie	1	0	0	0	.000	0	0	0	0	0	0	0	0	0	0.0	
22	Kel, Melanie	1	0	0	0	.000	0	0	0	0	0	0	0	0	0	0.0	

Match-by-Match Leaders

	Kills	%	Assists	Aces	Digs	Blocks
8/28 vs. Western Kentucky	Gillis-14	Nelson-.368	Carlini-46	Carlini/Bates-1	Morey-17	Nelson-6
8/29 vs. Colgate	Gillis-17	Gillis-.400	Carlini-43	Carlini-1	Morey-16	Williams-6
8/29 vs. Charleston	Gillis/Krišková-9	Krišková-.500	Carlini-33	MacDonald-2	Morey-12	Williams-6
9/4 vs. North Carolina	Bates-12	Nelson-.579	Carlini-30	Carlini-1	Morey-20	Williams/Nelson/Krišková-3
9/5 at Louisville	Bates-16	Krišková-.333	Carlini-47	Morey/MacDonald-1	Morey-19	Williams-6
9/10 vs. Georgia	Bates-14	Williams-.583	Carlini-33	Bates-2	MacDonald-14	Williams-6
9/11 vs. Kent State	Bates-12	Nelson-.474	Carlini-37	Nelson-4	Morey-12	Blake-7
9/18 vs. Kansas State	Gillis-18	Nelson-.286	Carlini-53	MacDonald-1	Morey-29	Nelson-5
9/19 at Creighton	Bates-12	Nelson-.333	Carlini-34	Carlini/Bates/Nelson-1	Morey-18	Nelson-7
9/19 vs. Arkansas	Nelson-18	Williams-.519	Carlini-56	Nelson-3	Morey-17	Nelson-5
9/23 at Penn State	Nelson-10	Nelson-.389	Carlini-36	None	Carlini-10	Nelson-3
9/27 at Ohio State	Bates-13	Williams-.350	Carlini-50	Nelson/Gillis-1	Morey-20	Williams-5
9/30 vs. Illinois	Krišková-15	Krišková-.400	Carlini-48	MacDonald-3	Morey/Bates-16	Williams-7
10/4 vs. Northwestern	Bates-12	Krišková-.350	Carlini-32	Carlini/Bates/Nelson/Morey-1	Morey-11	Williams/Nelson/Krišková-6
10/9 at Rutgers	Bates/Gillis-8	Gillis-.500	Carlini-31	Morey-3	MacDonald-10	Williams-6
10/10 at Maryland	Gillis-12	Nelson-.615	Carlini-40	Carlini-4	Morey-13	Williams-5
10/14 vs. Minnesota	Bates-17	Nelson-.435	Carlini-54	Nelson-2	Morey-24	Williams-7
10/17 at Minnesota	Gillis-20	Williams-.455	Carlini-49	Bates/MacDonald/Morey-1	Morey-25	William-6

Led Team ...

in Kills

	2012	2013	2014	2015	Total
Kelli Bates	—	—	7	9	16
Haleigh Nelson	—	1	4	2	7
Laurn Gillis	—	—	3&	6	9/6
Romana Krišková	9^	31^	RS	2	42/2

in Hitting Percentage

	2012	2013	2014	2015	Total
Haleigh Nelson	—	10	13	8	31
Lauren Carlini	—	3	3	0	6
Romana Krišková			RS	4	4
Tionna Williams	—	—	—	4	4
Laurn Gillis	—	—		1	1

in Assists

	2012	2013	2014	2015	Total
Lauren Carlini	—	33	34	18	85

in Service Aces

	2012	2013	2014	2015	Total
Lauren Carlini	—	13	20	4	37
Taylor Morey	*	1	6	2	9
Kelli Bates	—	—	2	4	6
Amber MacDonald	—	—	—	5	5
Haleigh Nelson	—	—	0	4	4

in Digs

	2012	2013	2014	2015	Total
Taylor Morey	27*	10	28	15	80/53
Lauren Carlini	—	6	5	1	12
Amber MacDonald	—	—	—	2	2

in Blocks

	2012	2013	2014	2015	Total
Haleigh Nelson	—	22	19	7	48
Tionna Williams	—	—	—	12	12
Lauren Carlini	—	3	2	0	5
Tori Blake	—	1	0	1	2
Romana Krišková			RS	2	2

— Did not compete that season

* at Notre Dame ^ at VCU & at USC

Career/UW totals

All category leaders include ties.

2015 Starting Lineups

Matches

Match 1, 7

Match 2, 6

Match 3-5, 8-18

18 Matches

S, MB1, MB2, OH1, OH2, RS (DS), L

Carlini, Nelson, Blake, Gillis, Bates, Krišková (MacDonald), Morey

Carlini, Nelson, Williams, Gillis, Bates, Duello (MacDonald), Morey

Carlini, Nelson, Williams, Gillis, Bates, Krišková (MacDonald), Morey

Total

Record

1-1

2-0

9-5

12-6

Career Superlatives

Matches Played	2012	2013	2014	2015	Total	Current Streak	Longest Streak
Taylor Morey	30*	38	34	18	120/90	120/90	120/90
Haleigh Nelson	—	38	34	18	90	90	90
Lauren Carlini	—	34	34	18	86	86	86
Romana Krišková	30^	34^	1 (RS)	17	82/17	12	36^/12
Kelli Bates	—	—	34	18	52	52	52
Tori Blake	—	14	12	9	35	0	7
Lauryn Gillis	—	—	21#	18	39/18	18	18
Amber MacDonald	—	—	—	18	18	18	18
Tionna Williams	—	—	—	18	18	18	18
Madison Duello	—	—	—	14	14	4	5
Jordan Robbins	—	13&	RS	2	15/2	0	12&
Julia Saunders	—	—	—	1	1	0	1
Maddie Smith	—	—	—	1	1	0	1

Matches Started	2012	2013	2014	2015	Total	Current Streak	Longest Streak
Haleigh Nelson	—	37	33	18	98	23	63
Lauren Carlini	—	34	33	18	95	23	61
Romana Krišková	30^	34^	1 (RS)	6	71/6	1	36/1
Kelli Bates	—	—	29	18	47	37	37
Lauryn Gillis	—	—	17#	18	35/18	18	18
Tionna Williams	—	—	—	15	15	10	10
Jordan Robbins	—	8&	RS	0	10/0	0	8&
Amber MacDonald	—	—	—	11	11	2	3
Taylor Morey	0*	9	0	0	9	0	2
Tori Blake	—	1	0	2	3	0	1
Madison Duello	—	—	—	1	1	0	1

Sets Played	2012	2013	2014	2015	Total	Current Streak	Longest Streak
Taylor Morey	114*	146	116	65	441/327	441/327	441/327
Romana Krišková	109^	129^	1 (RS)	59	298/60	40	137/40
Haleigh Nelson	—	145	114	65	324	118	140
Lauren Carlini	—	132	115	65	312	86	227
Kelli Bates	—	—	116	65	181	181	181
Lauryn Gillis	—	—	69	65	135/65	65	65
Jordan Robbins	—	43&	RS	3	46/2	0	29
Amber MacDonald	—	—	—	65	65	65	65
Tionna Williams	—	—	—	61	51	44	44
Tori Blake	—	22	16	15	53	0	4
Madison Duello	—	—	—	27	27	4	4
Julia Saunders	—	—	—	1	1	0	1
Maddie Smith	—	—	—	2	2	0	2

10+ Kills	2012	2013	2014	2015	Total	Current Streak	Longest Streak	20+ Kills	2012	2013	2014	2015	Total
Romana Krišková	10^	33^	RS	7	50/7	3	31	Romana Krišková	0	12^	RS	0	12
Kelli Bates	—	—	19	11	30	1	6	Lauryn Gillis	—	—	0	1	1
Haleigh Nelson	—	5	8	8	21	1	4						
Lauryn Gillis	—	—	5&	11	16	3	3						
Tionna Williams	—	—	—	2	2	1	1						

10+ Digs	2012	2013	2014	2015	Total	Current Streak	Longest Streak	20+ Digs	2012	2013	2014	2015	Total
Taylor Morey	26*	17	32	16	91/65	3	19	Taylor Morey	9	5	14	5	33
Lauren Carlini	—	22	18	9	49	2	5	Lauren Carlini	—	1	1	2	4
Romana Krišková	9^	15^	RS	0	24	0	2	— Did not compete that season					
Kelli Bates	—	—	11	8	19	3	5	* at Notre Dame^ at VCU & at USC					
Lauryn Gillis	—	—	4&	4	8/4	1	2&	Career/UW totals					
Amber MacDonald	—	—	—	7	7	1	2						

Career Double-Doubles

Lauren Carlini (Career-50/2015-9)

47 assists, 12 digs at Louisville, 9-5-15
33 assists, 10 digs vs. Georgia, 9-10-15
53 assists, 14 digs vs. Kansas State, 9-18-15
56 assists, 13 digs vs. Arkansas, 9-19-15
36 assists, 10 digs at Penn State, 9-23-15
50 assists, 13 digs at Ohio State, 9-27-15
48 assists, 13 digs vs. Illinois, 9-30-15
54 assists, 21 digs vs. Minnesota, 10-14-15
49 assists, 21 digs at Minnesota, 10-17-15
37 assists, 13 digs vs. Florida A&M, 9-6-14
52 assists, 17 digs vs. Northern Colorado, 9-5-14
51 assists, 16 digs vs. Missouri State, 9-13-14
35 assists, 10 digs vs. Ball State, 9-13-14
55 assists, 10 digs vs. USC, 9-18-14
61 assists, 16 digs at Washington, 9-19-14
33 assists, 13 digs vs. Penn State, 9-24-14
38 assists, 11 digs at Northwestern, 10-1-14
42 assists, 13 digs at Illinois, 10-4-14
22 assists, 11 digs vs. Rutgers, 10-10-14
34 assists, 18 digs at Minnesota, 10-15-14
48 assists, 14 digs at Michigan, 11-7-14
37 assists, 15 digs vs. Michigan, 11-12-14
54 assists, 10 digs vs. Illinois, 11-19-14
33 assists, 20 digs vs. Western Michigan, 12-4-14
33 assists, 13 digs vs. Illinois State, 12-5-14
43 assists, 17 digs vs. Ohio State, 12-12-14
38 assists, 10 digs vs. Penn State, 12-13-14
50 assists, 12 digs vs. Texas, 12-19-13
55 assists, 10 digs vs. Purdue, 12-14-13
53 assists, 14 digs vs. Florida State, 12-13-13
56 assists, 11 digs at Michigan, 11-23-13
51 assists, 17 digs at Minnesota, 11-27-13
56 assists, 11 digs at Michigan, 11-23-13
43 assists, 15 digs at Michigan State, 11-22-13
50 assists, 12 digs vs. Ohio State, 11-17-13
42 assists, 15 digs vs. Nebraska, 11-8-13
62 assists, 18 digs vs. Purdue, 11-2-13
46 assists, 14 digs vs. Illinois, 10-27-13
49 assists, 18 digs vs. Minnesota, 10-23-13
31 assists, 13 digs vs. Michigan, 10-17-13
40 assists, 10 digs at Ohio State, 10-11-13
49 assists, 14 digs at Nebraska, 10-5-13
46 assists, 13 dig at Iowa, 10-2-13
43 assists, 12 digs vs. Indiana, 9-28-13
49 assists, 10 digs vs. VCU, 9-21-13
43 assists, 12 digs vs. Colgate, 9-21-13
37 assists, 10 digs vs. NC State, 9-20-13
50 assists, 20 digs vs. Milwaukee 9-14-13
50 assists, 12 digs vs. Kansas, 9-13-13
28 assists, 12 digs vs. Louisville, 9-7-13

Kelli Bates (Career-13/2015-6)

13 kills, 10 digs vs. Western Kentucky, 8-28-15
13 kills, 14 digs vs. Colgate, 8-29-15
16 kills, 12 digs at Louisville, 9-5-15
13 kills, 11 digs vs. Kansas State, 9-18-15
13 kills, 11 digs at Ohio State, 9-27-15
17 kills, 12 digs vs. Minnesota, 10-14-15
13 kills, 11 digs at Northern Colorado, 9-5-14
11 kills, 19 digs vs. USC, 9-18-14
13 kills, 10 digs at Michigan, 11-7-14
10 kills, 14 digs vs. Purdue, 11-28-14
10 kills, 10 digs vs. Illinois State, 12-5-14
12 kills, 17 digs vs. Ohio State, 12-12-14
12 kills, 12 digs vs. Penn State, 12-13-14

Romana Krišková (Career-19/2015-0)

17 kills, 11 digs at Kentucky, 9-6-13
27 kills, 10 digs vs. East Tennessee State, 9-7-13
28 kills, 10 digs at Tennessee, 9-14-13
16 kills, 13 digs vs. Wisconsin, 9-21-13
19 kills, 19 digs at Dayton, 9-27-13
27 kills, 11 digs at Duquesne, 9-29-13
22 kills, 15 digs vs. Dayton, 10-6-13
16 kills, 12 digs at George Mason, 10-11-13
22 kills, 16 digs at George Washington, 10-12-13
29 kills, 11 digs vs. William & Mary, 10-22-13
15 kills, 12 digs at Fordham, 10-25-13
13 kills, 12 digs vs. La Salle, 11-1-13
24 kills, 13 digs vs. Duquesne, 11-15-13
21 kills, 10 digs vs. Duquesne, 11-24-13
16 kills, 13 digs vs. Ohio, 11-30-13
14 kills, 11 digs vs. Illinois State, 8-24-12
12 kills, 10 digs at NC State, 9-1-12
14 kills, 10 digs at Duquesne, 9-21-12
10 kills, 11 digs vs. Xavier, 11-2-12

Lauryn Gillis (Career-5/2015-3)

18 kills, 16 digs vs. Kansas State, 9-18-15
11 kills, 11 digs at Ohio State, 9-27-15
13 kills, 14 digs vs. Minnesota, 10-14-15
15 kills, 16 digs at Pacific, 8-30-14
15 kills, 10 digs vs. Texas A&M, 9-11-14

Taylor Morey (Career-1/2015-0)

11 assists, 13 digs at Pepperdine, 8-31-13

2015 Honors

Big Ten Setter of the Week

Lauren Carlini, Oct. 5

Big Ten Defensive Player of the Week

Taylor Morey, Sept. 7 (co)

Tionna Williams, Oct. 5 (co)

Creighton Classic All-Tournament

Haleigh Nelson, MVP

Lauren Carlini

Tionna Williams

HotelRED Invitational All-Tournament

Haleigh Nelson

Lauryn Gillis

Preseason All-Big Ten

Lauren Carlini (Unanimous)

Taylor Morey

Career & Season Highs

#1 Lauren Carlini

Career Highs

Kills: 9 vs. Nebraska, 10-26-14
Attacks: 18 (2x; MR vs. Illinois, 11-19-14)
Attack pct: 1.000 (6-0-6) vs. Iowa, 11-10-13
Assists: 62 at Purdue, 11-2-13
Service aces: 4 (2x; MR at Maryland, 10-10-14)
Digs: 21 (2x; MR at Minnesota, 10-17-15)
Blocks: 6 (3x; MR at Penn State, 10-12-13)
Points: 13 vs. Nebraska, 10-26-14

Season Highs

Kills: 5 vs. Western Kentucky, 8-28
Attacks: 11 (3x; MR at Minnesota, 10-17)
Attack pct: .800 (4-0-5) at Creighton, 9-19
Assists: 56 vs. Arkansas, 9-19
Service aces: 4 at Maryland, 10-10
Digs: 21 (2x; MR at Minnesota, 10-17)
Blocks: 5 vs. Colgate, 8-19
Points: 7.0 vs. Western Kentucky, 8-28

#2 Romana Krišková

Career Highs

Kills: 29 vs. William & Mary, 10-22-13
Attempts: 64 at Duquesne, 9-29-13
Attack Pct: .833 (21-1-24) vs. Liberty, 9-6-13
Assists: 4 vs. Georgetown, 9-8-12
Service Aces: 6 vs. George Mason, 10-18-13
Digs: 19 at Dayton, 9-27-13
Blocks: 7 vs. Illinois State, 8-31-13
Points: 33.5 at Tennessee, 9-14-13

Season Highs

Kills: 15 vs. Illinois, 9-30
Attempts: 38 vs. Kansas State, 9-18
Attack Pct: .588 (10-0-17) at Maryland, 10-10
Assists: 1 vs. Illinois, 9-30
Service Aces: 0
Digs: 4 vs. Western Kentucky, 9-28
Blocks: 6 vs. Northwestern, 10-4
Points: 16.5 vs. Illinois, 9-30

#3 Lauryn Gillis

Career Highs

Kills: 20 at Minnesota, 10-17-15
Attacks: 52 at Minnesota, 10-17-15
Attack pct: .714 (11-1-14) vs. Rider, 8-29-14
Assists: 2 (3x; MR vs. Utah, 10-11-14)
Service aces: 3 vs. Utah, 10-11-14
Digs: 16 (2x; MR vs. Kansas State, 9-18-15)
Blocks: 7 at Pacific, 8-30-14
Points: 21.5 at Pacific, 8-30-14

Season Highs

Kills: 20 at Minnesota, 10-17
Attacks: 52 at Minnesota, 10-17
Attack pct: .500 (8-0-16) at Rutgers, 10-9
Assists: 1 (8x; MR at Maryland, 10-10)
Service aces: 1 at Ohio State, 9-27
Digs: 16 vs. Kansas State, 9-18
Blocks: 3 (5x; MR vs. Minnesota, 10-14)
Points: 19.5 vs. Kansas State, 9-18

#4 Kelli Bates

Career Highs

Kills: 17 (2x; MR vs. Minnesota, 10-14-15)
Attempts: 54 vs. Minnesota, 10-14-15
Attack Pct: .500 (11-1-20) vs. Rutgers, 10-10-14
Assists: 5 at Colorado State, 9-6-14
Service Aces: 2 (2x; MR at Georgia, 9-10-15)
Digs: 19 vs. USC, 9-18-14
Blocks: 5 at Illinois, 10-4-14
Points: 19.5 vs. Illinois, 11-19-14

Season Highs

Kills: 17 vs. Minnesota, 10-14
Attempts: 54 vs. Minnesota, 10-14
Attack Pct: .455 (12-2-22) vs. Kent State, 9-11
Assists: 4 vs. North Carolina, 9-4
Service Aces: 2 at Georgia, 9-10
Digs: 16 vs. Illinois, 9-30
Blocks: 4 (2x; MR at Minnesota, 10-17)
Points: 19 vs. Minnesota, 10-14

#6 Taylor Morey

Career Highs

Kills: 4 vs. Delaware, 8-31-13
Attacks: 11 vs. Delaware, 8-31-13
Attack pct: 1.000 (1-0-1); (6x; MR at Missouri State, 9-13-14)
Assists: 11 at Pepperdine, 8-31-13
Service aces: 3 (3x; MR at Rutgers, 10-9-15)
Digs: 29 (5x; MR vs. Kansas State, 9-18-15)
Blocks: 0
Points: 5 vs. Delaware, 8-31-13

Season Highs

Kills: 1 at Minnesota, 10-17
Attacks: 3 at Minnesota, 10-17
Attack pct: .000 (1-1-3) at Minnesota, 10-17
Assists: 7 vs. Georgia, 9-10
Service aces: 3 at Rutgers, 10-9-15
Digs: 29 vs. Kansas State, 9-18
Blocks: 0
Points: 1 vs. Louisville, 9-5

#7 Amber MacDonald

Career Highs

Kills:
Attacks:
Attack pct:
Assists: 3 (3x; MR at Ohio State, 9-27-15)
Service aces: 3 vs. Illinois, 9-30-15
Digs: 15 vs. Colgate, 8-29-15
Blocks: 0
Points: 2.0 vs. Charleston, 8-9-15

#10 Tori Blake

Career Highs

Kills: 8 vs. Western Kentucky, 8-28-15
Attempts: 18 vs. Western Kentucky, 8-28-15
Hitting Percentage: .714 (5-0-7) vs. Kent State, 10-11-15
Assists: 0
Service Aces: 0
Digs: 2 vs. Kent State, 9-11-15
Blocks: 7 vs. Kent State, 9-11-15
Points: 10 vs. Western Kentucky, 8-28-15

Season Highs

Kills: 8 vs. Western Kentucky, 8-28
Attempts: 18 vs. Western Kentucky, 8-28
Hitting Percentage: .714 (5-0-7) vs. Kent State, 10-11
Assists: 0
Service Aces: 0
Digs: 2 vs. Kent State, 9-11
Blocks: 7 vs. Kent State, 9-11
Points: 10 vs. Western Kentucky, 8-28

#11 Tionna Williams

Career Highs

Kills: 16 vs. Arkansas, 9-19-15
Attacks: 27 (2x; MR vs. Arkansas, 9-19-15)
Attack pct: .583 (9-2-12) vs. Georgia, 9-10-15
Assists: 1 (2x; MR vs. Arkansas, 9-19-15)
Serve aces: 0
Digs: 1 (8x; MR at Minnesota, 10-17-15)
Blocks: 7 (2x; MR vs. Minnesota, 10-14-15)
Points: 18.0 vs. Arkansas, 9-19-15

#13 Haleigh Nelson

Career Highs

Kills: 18 vs. Arkansas, 9-19-15
Attempts: 30 at Michigan, 11-7-14
Hitting Percentage: .727 (8-0-11) at North Dakota State, 9-7-13
Assists: 2 at Rutgers, 11-26-14
Service Aces: 4 vs. Kent State, 9-11-15
Digs: 6 (2x; MR vs. Ohio State, 12-12-14)
Blocks: 10 at Nebraska, 10-5-13
Points: 23.5 vs. Arkansas, 9-19-15

Season Highs

Kills: 18 vs. Arkansas, 9-19
Attempts: 49 vs. Arkansas, 9-19
Hitting Percentage: .615 (8-0-13) at Maryland, 10-10
Assists: 1 (5x; MR vs. Illinois, 9-30)
Service Aces: 4 vs. Kent State, 9-11
Digs: 4 at Ohio State, 9-27
Blocks: 7 at Creighton, 9-19
Points: 23.5 vs. Arkansas, 9-19

#14 Madison Duello

Career Highs

Kills: 5 vs. Colgate, 8-29-15
Attacks: 16 vs. Kansas State, 9-18-15
Attack pct: .333 (1-0-3) at Louisville, 9-5-15
Assists:
Serve aces:
Digs: 2 vs. Kansas State, 9-18-15
Blocks: 2 (2x; MR vs. Georgia, 9-10-15)
Points: 6.0 vs. Colgate, 8-29-15

NCAA Statistics

Wisconsin - 2015-16 Women's Volleyball Ranking Summary thru games 10/18/2015

Statistic	National Rank	Conference Rank	Value	National Leader	Value	Conference Leader	Value
Aces Per Set (329 ranked)	323	12	0.82	Manhattan	2.10	Maryland	1.51
Assists Per Set (329 ranked)	16	1	13.40	Boise St.	14.70	Wisconsin	13.40
Blocks Per Set (329 ranked)	21	3	2.72	Hawaii	3.50	Penn St.	3.19
Digs Per Set (329 ranked)	82	3	15.63	USC Upstate	18.17	Nebraska	16.06
Hitting Percentage (329 ranked)	46	6	0.253	Washington	0.319	Penn St.	0.290
Kills Per Set (329 ranked)	32	5	14.03	Boise St.	15.60	Michigan St.	14.37
Match W-L Pctg. (326 ranked)	81	8	0.667	Southern California Kansas	1.000	Ohio St.	0.900
Opp Hitting Percentage (329 ranked)	55	6	0.172	Washington	0.124	Penn St.	0.135
Team Assists (329 ranked)	175	7	871	Southern Miss.	1,228	Ohio St.	1,018
Team Attacks Per Set (329 ranked)	98	4	35.74	USC Upstate	40.70	Michigan	36.57
Team Digs (329 ranked)	225	6	1,016	Rider	1,707	Ohio St.	1,219
Team Kills (329 ranked)	205	11	912	Southern Miss.	1,307	Ohio St.	1,096
Team Service Aces (329 ranked)	325	12	53	Manhattan	172	Maryland	118
Team Total Attacks (329 ranked)	267	11	2,323	Rider	3,642	Ohio St.	2,780
Team Total Blocks (329 ranked)	80	4	176.5	Denver	242.0	Penn St.	204.0

Statistic	Player	National Rank	Conference Rank	Value	National Leader	Value	Conference Leader	Value
Aces Per Set (144 ranked)					Samantha Bricio, Southern California	0.75	Abbie Kraus, Northwestern	0.38
Assists Per Set (150 ranked)	Lauren Carlini	11	1	11.57	Avery Acker, SMU	12.36	Lauren Carlini, Wisconsin	11.57
Attacks Per Set (149 ranked)					Carnae Dillard, North Texas	13.57	Daly Santana, Minnesota	11.61
Blocks Per Set (150 ranked)	Tionna Williams	30	4	1.34	Rhamat Alhassan, Florida	1.92	Amber Rolfzen, Nebraska	1.63
	Haleigh Nelson	57	6	1.20				
Digs Per Set (150 ranked)	Taylor Morey	74	4	4.55	Mckenzie Hart, North Dakota	6.20	Caroline Niedospial, Northwestern	4.98
Hitting Percentage (150 ranked)	Haleigh Nelson	52	6	0.380	Lianna Sybeldon, Washington	0.470	Haleigh Washington, Penn St.	0.450
Kills Per Set (150 ranked)					Carnae Dillard, North Texas	5.39	Daly Santana, Minnesota	4.43
Kills SG Highs (30 ranked)					Carnae Dillard, North Texas	480		
Points (150 ranked)					Carnae Dillard, North Texas	517.5	Elizabeth Campbell, Ohio St.	335.5
Points Per Set (30 ranked)					Samantha Bricio, Southern California	6.21	Daly Santana, Minnesota	4.96
Service Aces (142 ranked)					Samantha Bricio, Southern California	52	Abbie Kraus, Northwestern	24
Total Assists (149 ranked)	Lauren Carlini	66	2	752	Hannah Klemm, Hofstra	1,077	Loxley Keala, Iowa	817
Total Attacks (150 ranked)					Carnae Dillard, North Texas	1,208	Daly Santana, Minnesota	778
Total Blocks (144 ranked)	Tionna Williams	95	6	82	Payton Bock, Northern Ariz.	123	Haleigh Washington, Penn St.	101
	Haleigh Nelson	133	7	78				

2015 Roster

No.	Player	Ht.	Pos.	Yr./Elig.	Hometown/High School/Club-Previous
1	Lauren Carlini	6-1	S	Jr.	Aurora, Ill./West Aurora/Sports Performance
2	Romana Krišková	6-2	OH	RS Jr.	Bratislava, Slovakia/Sportove Gym/VCU
3	Lauryn Gillis	6-1	OH	So.	New Castle, Ind./New Castle/Munciana/USC
4	Kelli Bates	5-11	OH	So.	Bradley, Ill./Bradley- Bourbonnais/Chicago Ultimate
5	Maddie Smith	6-1	DS/OH	Fr.	St. Germain, Wis./Northland Pines/Wisconsin Ice
6	Taylor Morey	5-6	L	Sr.	Muncie, Ind./Burris/Munciana/Notre Dame
7	Amber MacDonald	5-4	DS	Fr.	Alpharetta, Ga./Blessed Trinity Catholic/A5
9	Hannah Juley	5-10	S	Fr.	LaGrange, Ill./Lyons Township/1st Alliance
10	Tori Blake	6-3	MB	So.	Midland, Mich./Midland/Michigan VB Academy
11	Tionna Williams	6-2	MB	Fr.	Fort Wayne, Ind./Concordia Lutheran/Munciana
12	Julia Saunders	6-3	OH	Fr.	LaGrange, Ill./Nazareth Academy/1st Alliance
13	Haleigh Nelson	6-4	MB	So.	Cary, N.C./Cardinal Gibbons/Triangle
14	Madison Duello	6-3	OH	Fr.	Kansas City, Mo./Liberty/KC Power
15	Jordan Robbins	5-11	S	RS So.	Rancho Santa Fe, Calif./La Costa Canyon/Encinitas Wave/UCLA

Staff

Head Coach: Kelly Sheffield

Assistant Coaches: Brittany Dildine, Gary White

Volunteer Assistant Coach: Megan Campbell

Director of Volleyball Operations: Jessica Williams

Key

OH—Outside Hitter

S—Setter

MB—Middle Blocker

RS—Right-side Hitter

DS—Defensive Specialist

L—Libero

Pronunciation Guide

2 ro MON a KREESH koh vah

6 Taylor MORE ee

9 Hannah JOO lee

11 TEE on a Williams

13 HAY lee Nelson

14 Madison DWELL o

Match Highs

INDIVIDUAL

Attack Percentage (K-E-TA—Min. 4 attempts per set)

3 sets	.615 (8-0-13)	Haleigh Nelson at Maryland, 10/10
4 sets	.455 (12-2-22)	Tionna Williams at Minnesota, 10/17
5 sets	.519 (16-2-27) *	Tionna Williams vs. Arkansas, 9/19

Kills

3 sets	17	Laurn Gillis vs. Colgate, 8/29
4 sets	20	Laurn Gillis at Minnesota, 10/17
5 sets	18	Haleigh Nelson vs. Arkansas, 9/19

Total Attempts

3 sets	37	Kelli Bates vs. North Carolina, 9/4
4 sets	52	Laurn Gillis at Minnesota, 10/17
5 sets	54	Kelli Bates vs. Minnesota, 10/14

Points

3 sets	17.5	Laurn Gillis vs. Colgate, 8/29
4 sets	20.0	Laurn Gillis at Minnesota, 10/17
5 sets	23.5	Haleigh Nelson vs. Arkansas, 9/19

Assists

3 sets	43 *	Lauren Carlini vs. Colgate, 8/29
4 sets	53	Lauren Carlini vs. Kansas State, 9/18
5 sets	56	Lauren Carlini vs. Arkansas, 9/19

Service Aces

3 sets	4	Haleigh Nelson vs. Kent State, 9/11
	4	Lauren Carlini at Maryland, 10/10
4 sets	3	Amber MacDonald vs. Illinois, 9/30
5 sets	3	Haleigh Nelson vs. Arkansas, 9/19

Digs

3 sets	20	Taylor Morey vs. North Carolina, 9/4
4 sets	29	Taylor Morey vs. Kansas State, 9/19
5 sets	24	Taylor Morey vs. Minnesota, 10/14

Blocks

3 sets	7	Tori Blake vs. Kent State, 9/11
	7	Haleigh Nelson vs. Creighton, 9/19
4 sets	7	Tionna Williams vs. Illinois, 9/30
5 sets	7	Tionna Williams vs. Minnesota, 10/14

TEAM

Attack Percentage

3 sets	.402 (45-10-87)	vs. Georgia, 9/10
4 sets	.268 (56-18-142)	vs. Illinois, 9/30
5 sets	.293 (68-22-157)	vs. Arkansas, 9/19

Kills

3 sets	48	vs. Colgate, 8/29
	48	at Maryland, 10/10
4 sets	65	vs. Kansas State, 9/18
5 sets	68	vs. Arkansas, 9/19

Total Attempts

3 sets	124	vs. North Carolina, 9/4
4 sets	189 *	vs. Kansas State, 9/18
5 sets	187	vs. Minnesota, 10/14

Points

3 sets	62.0	vs. Kent State, 9/11
4 sets	73.0	vs. Kansas State, 9/18
5 sets	79.0	vs. Arkansas, 9/19

Assists

3 sets	48	at Maryland, 10/10
4 sets	61	vs. Kansas State, 9/18
5 sets	64	vs. Arkansas, 9/19

Service Aces

3 sets	7	at Maryland, 10/10
4 sets	4	vs. Illinois, 9/30
5 sets	3	vs. Arkansas, 9/19
	3	vs. Minnesota, 10/14

Digs

3 sets	64	vs. Colgate, 8/29
4 sets	83	vs. Kansas State, 9/18
5 sets	87	vs. Minnesota, 10/14

Blocks

3 sets	13.0	vs. Creighton, 9/19
4 sets	12.0	vs. Illinois, 9/30
5 sets	12.0	vs. Minnesota, 10/14

* UW 25-point rally scoring match record

2015 PRESEASON BIG TEN POLL

1. Penn State
2. Nebraska
3. Illinois
4. Wisconsin
5. Minnesota
6. Michigan State
7. Purdue
8. Ohio State
9. Michigan
10. Northwestern
11. Iowa
12. Indiana
13. Maryland
14. Rutgers

2015 PRESEASON ALL-BIG TEN TEAM

JOCELYNN BIRKS (3)	Illinois	Sr.	OH
ABBY COLE	Michigan	Jr.	MB
Chloe Reinig	Mich. State	Jr.	OH
Paige Tapp	Minnesota	Jr.	MB
Kelsey Fien	Nebraska	Sr.	OH
Kadie Rolfzen	Nebraska	Jr.	OH
Taylor Sandbothe	Ohio State	Jr.	MB
Megan Courtney (3)	Penn State	Sr.	OH
Alii Frantti	Penn State	So.	OH
HALEIGH WASHINGTON	Penn State	So.	MB
Aiyana Whitney	Penn State	Sr.	OH
Annie Drews	Purdue	Sr.	OH
LAUREN CARLINI (2)	Wisconsin	Jr.	S
Taylor Morey	Wisconsin	Sr.	L

UNANIMOUS SELECTIONS IN CAPS

- (2) Two-time selection
- (3) Three-time selection

2015 Statistics

All matches

RECORD:	OVERALL	HOME	AWAY	NEUTRAL
ALL GAMES	12-6	6-2	4-3	2-1
CONFERENCE	4-4	2-1	2-3	0-0
NON-CONFERENCE	8-2	4-1	2-0	2-1

#	Player	sp	Attack					Set		Serve			re	Dig		Blocking						points
			k	k/s	e	ta	pct	a	a/s	sa	se	sa/s		dig	dig/s	bs	ba	total	blk/s	be	bhe	
12	Saunders, Julia	2	1	0.50	0	2	.500	0	0.00	0	0	0.00	0	0	0.00	0	0	0	0.00	0	0	1.0
13	Nelson, Haleigh	65	157	2.42	31	332	.380	7	0.11	16	12	0.25	0	35	0.54	6	72	78	1.20	7	0	215.0
10	Blake, Tori	15	15	1.00	4	32	.344	0	0.00	0	0	0.00	0	2	0.13	1	9	10	0.67	0	0	20.5
11	Williams, Tionna	61	127	2.08	41	292	.295	3	0.05	0	1	0.00	1	11	0.18	6	76	82	1.34	8	1	171.0
1	Carlini, Lauren	65	50	0.77	12	143	.266	752	11.57	10	16	0.15	1	187	2.88	2	52	54	0.83	1	2	88.0
2	Krskova, Romana	59	138	2.34	53	326	.261	1	0.02	0	1	0.00	0	26	0.44	0	42	42	0.71	2	0	159.0
3	Gillis, Lauryn	65	204	3.14	80	572	.217	9	0.14	1	19	0.02	9	139	2.14	2	26	28	0.43	7	0	220.0
4	Bates, Kelli	65	199	3.06	86	560	.202	20	0.31	9	27	0.14	15	176	2.71	1	34	35	0.54	6	2	226.0
14	Duello, Madison	27	20	0.74	17	58	.052	0	0.00	0	3	0.00	0	4	0.15	0	6	6	0.22	0	0	23.0
15	Robbins, Jordan	3	0	0.00	0	0	.000	0	0.00	0	1	0.00	0	2	0.67	0	0	0	0.00	0	0	0.0
5	Smith, Maddie	2	0	0.00	0	0	.000	0	0.00	0	0	0.00	0	0	0.00	0	0	0	0.00	0	0	0.0
7	MacDonald, Amber	65	0	0.00	0	0	.000	20	0.31	10	14	0.15	13	138	2.12	0	0	0	0.00	0	0	10.0
6	Morey, Taylor	65	1	0.02	1	6	.000	59	0.91	7	5	0.11	8	296	4.55	0	0	0	0.00	0	0	8.0
	TEAM	-	-	-	-	-	-	-	-	-	-	-	7	-	-	-	-	-	-	-	-	-
	WISCONSIN	65	912	14.03	325	2323	.253	871	13.40	53	99	0.82	54	1016	15.63	18	317	176.5	2.72	31	5	1141.5
	Opponents	65	786	12.09	384	2343	.172	752	11.57	54	119	0.83	53	927	14.26	32	227	145.5	2.24	45	14	985.5

Team Statistics	WIS	OPP
ATTACK		
Kills	912	786
Errors	325	384
Total Attacks	2323	2343
Attack Pct	.253	.172
Kills/Set	14.0	12.1
SET		
Assists	871	752
Attempts	2287	2329
Assist Pct	.381	.323
Assists/Set	13.4	11.6
SERVE		
Aces	53	54
Errors	99	119
Attempts	1479	1297
Serve Pct	.933	.908
Aces/Set	0.8	0.8
SERVE RECEPTIONS		
Errors	54	53
Errors/Set	0.8	0.8
Attempts	1178	1380
Reception Pct	.954	.962
DEFENSE		
Digs	1016	927
Digs/Set	15.6	14.3
BLOCKING		
Block Solo	18	32
Block Assist	317	227
Total Blocks	176.5	145.5
Blocks/Set	2.7	2.2
Block Errors	31	45
Ball handling errors	5	14
ATTENDANCE		
Total	35381	16459
Dates/Avg Per Date	8/4423	7/2351
Neutral site #/Avg	3/1665	
Current win streak	0	-
Home win streak	0	-

Date	Opponent	Score	Score by set	Att
^Aug 28	WESTERN KENTUCKY	L 1-3	25-13,23-25,19-25,19-25	4394
^Aug 29	COLGATE	w 3-0	25-20,27-25,25-8	3510
^Aug 29	COLL OF CHARLESTON	w 3-0	25-15,25-15,25-20	3875
#Sep 04	vs #18 North Carolina	w 3-0	25-22,25-20,25-19	2535
#Sep 05	at Louisville	w 3-1	25-19,17-25,25-21,25-19	2861
@Sep 10	GEORGIA	w 3-0	25-11,25-6,25-14	4301
@Sep 11	KENT STATE	w 3-0	25-22,25-11,25-21	4626
\$Sep 18	vs Kansas State	w 3-1	25-20,25-14,25-27,25-23	1195
\$Sep 19	at Creighton	w 3-0	25-19,25-21,25-23	1262
\$Sep 19	vs Arkansas	L 2-3	21-25,25-22,20-25,25-13,11-15	1262
*Sep 23	at #1 Penn State	L 0-3	21-25,16-25,20-25	2710
*Sep 27	at #12 Ohio State	L 2-3	17-25,25-18,20-25,25-21,11-15	2565
*Sep 30	#7 ILLINOIS	w 3-1	25-16,25-21,21-25,25-22	4254
*Oct 04	NORTHWESTERN	w 3-0	25-20,25-16,25-19	5605
*Oct 09	at Rutgers	w 3-0	25-15,25-15,25-11	2155
*Oct 10	at Maryland	w 3-0	25-20,25-19,25-20	1241
*Oct 14	#11 MINNESOTA	L 2-3	25-11,24-26,16-25,26-24,11-15	4805
*Oct 17	at #11 Minnesota	L 1-3	20-25,23-25,25-19,19-25	5597

^ HotelRED Invitational, Madison, Wis.
 # ACC/Big Ten Challenge, Louisville, Ky.
 @ Badger Classic, Madison, Wis.
 \$ Creighton Classic, Omaha, Neb.

Record in 3-set matches: 9-1
 Record in 4-set matches: 3-2
 Record in 5-set matches: 0-3

Conference matches

RECORD:	OVERALL	HOME	AWAY	NEUTRAL
ALL GAMES	4-4	2-1	2-3	0-0
CONFERENCE	4-4	2-1	2-3	0-0
NON-CONFERENCE	0-0	0-0	0-0	0-0

#	Player	sp	Attack					Set		Serve			re	Dig		Blocking						points
			k	k/s	e	ta	pct	a	a/s	sa	se	sa/s		dig	dig/s	bs	ba	total	blk/s	be	bhe	
13	Nelson, Haleigh	30	70	2.33	14	157	.357	3	0.10	7	7	0.23	0	19	0.63	1	32	33	1.10	3	0	94.0
1	Carlini, Lauren	30	24	0.80	4	59	.339	340	11.33	5	8	0.17	1	90	3.00	1	23	24	0.80	1	1	41.5
11	Williams, Tionna	30	62	2.07	20	146	.288	1	0.03	0	0	0.00	0	5	0.17	3	41	44	1.47	5	1	85.5
2	Kriskova, Romana	30	74	2.47	24	174	.287	1	0.03	0	1	0.00	0	12	0.40	0	20	20	0.67	2	0	84.0
3	Gillis, Lauryn	30	87	2.90	36	256	.199	5	0.17	1	10	0.03	1	62	2.07	0	14	14	0.47	2	0	95.0
4	Bates, Kelli	30	80	2.67	41	252	.155	10	0.33	3	13	0.10	9	84	2.80	1	17	18	0.60	6	1	92.5
5	Smith, Maddie	2	0	0.00	0	0	.000	0	0.00	0	0	0.00	0	0	0.00	0	0	0	0.00	0	0	0.0
12	Saunders, Julia	1	0	0.00	0	0	.000	0	0.00	0	0	0.00	0	0	0.00	0	0	0	0.00	0	0	0.0
7	MacDonald, Amber	30	0	0.00	0	0	.000	8	0.27	5	6	0.17	9	51	1.70	0	0	0	0.00	0	0	5.0
6	Morey, Taylor	30	1	0.03	1	4	.000	20	0.67	6	3	0.20	3	125	4.17	0	0	0	0.00	0	0	7.0
14	Duello, Madison	12	1	0.08	2	5	-.200	0	0.00	0	3	0.00	0	2	0.17	0	1	1	0.08	0	0	1.5
	TEAM	-	-	-	-	-	-	-	-	-	-	-	3	-	-	-	-	-	-	-	-	-
	WISCONSIN	30	399	13.30	142	1053	.244	388	12.93	27	51	0.90	26	450	15.00	6	148	80.0	2.67	19	3	506.0
	Opponents	30	386	12.87	170	1082	.200	369	12.30	26	61	0.87	27	450	15.00	13	101	63.5	2.12	20	2	475.5

Team Statistics	WIS	OPP
ATTACK		
Kills	399	386
Errors	142	170
Total Attacks	1053	1082
Attack Pct	.244	.200
Kills/Set	13.3	12.9
SET		
Assists	388	369
Attempts	1029	1055
Assist Pct	.377	.350
Assists/Set	12.9	12.3
SERVE		
Aces	27	26
Errors	51	61
Attempts	660	618
Serve Pct	.923	.901
Aces/Set	0.9	0.9
SERVE RECEPTIONS		
Errors	26	27
Errors/Set	0.9	0.9
Attempts	557	609
Reception Pct	.953	.956
DEFENSE		
Digs	450	450
Digs/Set	15.0	15.0
BLOCKING		
Block Solo	6	13
Block Assist	148	101
Total Blocks	80.0	63.5
Blocks/Set	2.7	2.1
Block Errors	19	20
Ball handling errors	3	2
ATTENDANCE		
Total	14671	12336
Dates/Avg Per Date	3/4890	5/2467
Neutral site #/Avg	0/0	
Current win streak	0	-
Home win streak	0	-

Date	Opponent	Score	Score by set	Att
*Sep 23	at #1 Penn State	L 0-3	21-25,16-25,20-25	2710
*Sep 27	at #12 Ohio State	L 2-3	17-25,25-18,20-25,25-21,11-15	2566
*Sep 30	#7 ILLINOIS	w 3-1	25-16,25-21,21-25,25-22	4254
*Oct 04	NORTHWESTERN	w 3-0	25-20,25-16,25-19	5609
*Oct 09	at Rutgers	w 3-0	25-15,25-15,25-11	219
*Oct 10	at Maryland	w 3-0	25-20,25-19,25-20	1241
*Oct 14	#11 MINNESOTA	L 2-3	25-11,24-26,16-25,26-24,11-15	4808
*Oct 17	at #11 Minnesota	L 1-3	20-25,23-25,25-19,19-25	5597

^ HotelRED Invitational, Madison, Wis.
 # ACC/Big Ten Challenge, Louisville, Ky.
 @ Badger Classic, Madison, Wis.
 \$ Creighton Classic, Omaha, Neb.

Record in 3-set matches: 3-1
 Record in 4-set matches: 1-1
 Record in 5-set matches: 0-2

Match-by-Match Comparison

Wisconsin Team Match-by-Match Comparison (as of Oct 18, 2015)
All matches

Date	Opponent	Score	Kills	Errors	TA	Hit%	Assists	SA	SE	RE	Digs	Blocks	BS	BA	BE	BHE
Aug 28, 2015	WESTERN KENTUCKY	1-3	57/54	20/18	148/137	.250/.263	55/53	2/3	9/8	3/2	61/58	10.0/5.0	3/2	14/6	0/4	0/1
Aug 29, 2015	COLGATE	3-0	48/26	21/23	120/120	.225/.025	47/23	1/1	5/4	1/1	64/42	10.0/7.0	1/1	18/12	1/3	0/1
Aug 29, 2015	COLL OF CHARLESTON	3-0	37/34	10/24	77/100	.351/.100	35/32	5/2	3/7	2/5	37/25	11.0/4.0	2/1	18/6	3/0	0/1
Sep 04, 2015	vs North Carolina	3-0	45/36	20/22	124/128	.202/.109	40/33	1/3	2/3	3/1	61/49	6.5/13.0	1/2	11/22	2/0	0/0
Sep 05, 2015	at Louisville	3-1	58/49	22/22	150/152	.240/.178	56/47	2/5	8/7	5/2	67/61	10.0/8.0	0/3	20/10	0/2	0/1
Sep 10, 2015	GEORGIA	3-0	45/16	10/21	87/97	.402/-.052	44/15	3/1	4/3	1/3	47/27	11.0/7.0	1/1	20/12	1/3	0/2
Sep 11, 2015	KENT STATE	3-0	47/31	13/15	96/96	.354/.167	41/30	5/5	5/6	5/5	37/32	10.0/10.0	1/2	18/16	2/2	0/2
Sep 18, 2015	vs Kansas State	3-1	65/52	26/25	189/167	.206/.162	61/49	1/1	4/8	1/1	83/80	7.0/9.0	0/1	14/16	1/6	0/1
Sep 19, 2015	at Creighton	3-0	43/36	19/19	122/112	.197/.152	40/36	3/2	4/6	2/3	52/49	13.0/7.0	2/0	22/14	0/4	1/3
Sep 19, 2015	vs Arkansas	2-3	68/66	22/25	157/152	.293/.270	64/65	3/5	4/6	5/3	57/54	8.0/12.0	1/6	14/12	2/1	1/0
Sep 23, 2015	at Penn State	0-3	39/46	18/11	107/93	.196/.376	38/46	0/3	7/7	3/0	34/44	5.0/7.0	0/3	10/8	4/1	0/0
Sep 27, 2015	at Ohio State	2-3	58/62	27/23	154/156	.201/.250	57/57	2/7	7/11	7/2	66/60	8.0/15.0	1/6	14/18	0/2	0/0
Sep 30, 2015	ILLINOIS	3-1	56/56	18/28	142/157	.268/.178	53/53	4/1	8/8	1/4	59/56	12.0/10.0	0/1	24/18	5/5	0/0
Oct 04, 2015	NORTHWESTERN	3-0	41/38	14/22	110/116	.245/.138	40/38	4/0	3/6	0/4	43/48	12.0/4.0	1/1	22/6	1/4	0/1
Oct 09, 2015	at Rutgers	3-0	36/28	4/25	81/97	.395/.031	34/25	7/2	7/5	2/7	36/37	11.0/1.0	2/0	18/2	1/2	0/1
Oct 10, 2015	at Maryland	3-0	48/39	9/12	100/103	.390/.262	48/39	4/3	8/11	3/4	45/39	9.0/4.0	1/1	16/6	3/2	0/0
Oct 14, 2015	MINNESOTA	2-3	63/56	34/28	187/190	.155/.147	62/52	3/4	5/8	4/3	87/80	12.0/15.0	0/0	24/30	1/2	1/0
Oct 17, 2015	at Minnesota	1-3	58/61	18/21	172/170	.233/.235	56/59	3/6	6/5	6/3	80/86	11.0/7.5	1/1	20/13	4/2	2/0

Note: Match totals are displayed in the format TEAM/OPPONENT for each category

Career Statistics

POINTS

1. Sherisa Livingston	2256.0	1998-01
2. Amy Lee	2004.0	1994-97
3. Arlisa Hagan	1955.5	1989-92
4. Brittney Dolgner	1857.0	2006-09
5. Kelly Kennedy	1824.0	1997-99
6. Heather Dodaro	1814.0	1994-97
7. Sheila Shaw	1707.0	2002-05
8. Ellen Chapman	1642.5	2011-14
9. Kelly Kennedy	1567.5	1996-99
10. Kristen Roman	1517.5	1984-87

POINTS PER SET (1,000 Kill Min.)

1. Sherisa Livingston	5.13 (2256.0 in 440)	1998-01
2. Joanna Grotenhuis	4.85 (1129.0 in 233)	1992-94
3. Amy Lee	4.54 (2004.0 in 451)	1994-97
4. Arlisa Hagan	4.44 (1955.5 in 440)	1989-92
5. Jenny Maastricht	4.38 (1492.5 in 341)	1997-00
6. Brittney Dolgner	4.34 (1857.0 in 428)	2006-09
7. Kelly Kennedy	4.21 (1823.0 in 433)	1997-99
8. Heather Dodaro	74.08 (1814.0 in 445)	1994-97
9. Sheila Shaw	3.92 (1707.0 in 435)	2002-05
10. Jill Odenthal	3.64 (1436.5 in 395)	2001-04

KILLS

1. Sherisa Livingston	1912	1998-01
2. Amy Lee	1661	1994-97
3. Brittney Dolgner	1643	2006-09
4. Arlisa Hagan	1495	1989-92
5. Ellen Chapman	1457	2011-14
6. Kelly Kennedy	1406	1996-99
7. Heather Dodaro	1377	1994-97
8. Sheila Shaw	1313	2002-05
9. Erin Byrd	1270	1999-02
10. Jenny Maastricht	1248	1997-00
11. Audra Jeffers	1247	2005-08
12. Jill Odenthal	1246	2001-04
13. Kristen Roman	1161	1984-87
14. Aubrey Meierotto	1157	2001-05
15. Susan Wohlford	1132	1988-91
16. Marisa Mackey	1107	1995-98
17. Brigitte Lourey	1016	1991-93
18. Joanna Grotenhuis	1009	1992-94
19. Maria Carlini	1005	2003-06

KILLS PER SET (1,000 Attempts Min.)

1. Sherisa Livingston	4.35 (1912 in 440)	1998-01
2. Joanna Grotenhuis	4.33 (1009 in 233)	1992-94
3. Brittney Dolgner	3.84 (1643 in 428)	2006-09
4. Amy Lee	3.68 (1661 in 451)	1994-97
5. Jenny Maastricht	3.66 (1248 in 341)	1997-00
6. Arlisa Hagan	3.40 (1495 in 440)	1989-92
7. Brigitte Lourey	3.26 (1016 in 312)	1991-93
8. Kelly Kennedy	3.25 (1406 in 433)	1996-99
9. Jill Odenthal	3.15 (1246 in 395)	2001-04
10. Heather Dodaro	3.09 (1377 in 445)	1994-97

TOTAL ATTACK ATTEMPTS

1. Ellen Chapman	4320	2011-14
2. Amy Lee	4129	1994-97
3. Brittney Dolgner	4071	2006-09
4. Susan Wohlford	3814	1988-91
5. Arlisa Hagan	3701	1989-92
6. Sherisa Livingston	3634	1998-01
7. Kristen Roman	3588	1984-87
8. Erin Byrd	3527	1999-02
9. Heather Dodaro	3279	1994-97
10. Jenny Maastricht	3230	1997-00

ATTACK ATTEMPTS PER SET (2,000 Attempts Min.)

1. Joanna Grotenhuis	11.08 (2583 in 233)	1992-94
2. Brittney Dolgner	9.51 (4071 in 428)	2006-09
3. Jenny Maastricht	9.47 (3230 in 341)	1997-00
4. Brigitte Lourey	9.21 (2874 in 312)	1991-93
5. Amy Lee	9.16 (4139 in 451)	1994-97
6. Ellen Chapman	9.00 (4320 in 480)	2011-14
7. Arlisa Hagan	8.41 (3701 in 440)	1989-92
8. Sherisa Livingston	8.26 (3634 in 440)	1998-01
9. Kristen Roman	8.25 (3588 in 435)	1984-87
10. Aubrey Meierotto	8.09 (2092 in 382)	2001-05

HITTING PERCENTAGE (1,000 Attempts Min.)

1. Sherisa Livingston	.366	1998-01
2. Haleigh Nelson	.347	2013-pres.
3. Kelly Kennedy	.339	1996-99
4. Taylor Reineke	.317	2004-07
5. Sheila Shaw	.308	2002-05
6. Dominique Thompson	.301	2010-14
7. Jill Odenthal	.292	2001-04
8. Alexis Mitchell	.289	2009-12
9. Lisa Boyd	.286	1987-90
10. Megan Scott	.284	1982-83

ASSISTS

1. Laura Abbinante	5833	1993-96
2. Jackie Simpson	5235	2004-07
3. Liz Tortorello	4107	1988-91
4. Morgan Shields	4076	1999-03
5. Lizzy Fitzgerald	3923	1998-01
6. Lauren Carlini	3516	2013-pres.
7. Janelle Gabrielsen	3426	2008-11
8. Colleen Neels	3315	1995-98
9. Susan Temple	2478	1986-89
10. Courtney Thomas	2208	2011-14

ASSISTS PER SET (600 Assists Min.)

1. Morgan Shields	12.82 (4076 in 318)	1999-03
2. Lizzy Fitzgerald	12.74 (3923 in 308)	1998-01
Jackie Simpson	12.74 (5235 in 411)	2004-07
4. Laura Abbinante	12.38 (5833 in 471)	1993-96
5. Lauren Carlini	11.27 (3516 in 312)	2013-pres.
6. Katie Lorenzen	9.10 (637 in 70)	2003-06
7. Liz Tortorello	8.75 (4107 in 469)	1988-91
8. Janelle Gabrielsen	7.63 (3426 in 449)	2008-11
9. Colleen Neels	7.37 (3315 in 450)	1995-98
10. Nikki Klingsporn	6.47 (887 in 137)	2007-08

SERVICE ACES

1. Margie Kaminski	166	1984-87
2. Marisa Mackey	158	1995-98
3. Susan Wohlford	154	1988-91
4. Susan Temple	146	1986-89
5. Liz Tortorello	135	1988-91
6. Colleen Neels	134	1995-98
7. Laura Abbinante	133	1993-96
8. Erin Byrd	120	1999-02
9. Sheila Shaw	118	2002-04
10. Annemarie Hickey	115	2010-13
Kristen Roman	115	1984-87

SERVICE ACES PER SET (50 Aces Min.)

1. Margie Kaminski	0.40 (166 in 418)	1984-87
2. Susan Temple	0.37 (146 in 396)	1986-89
3. Morgan Shields	0.35 (112 in 318)	1999-03
Marisa Mackey	0.35 (158 in 449)	1995-98
5. Susan Wohlford	0.32 (154 in 482)	1988-91
6. Colleen Neels	0.30 (134 in 450)	1995-98
7. Sue Gilmeister	0.30 (101 in 334)	1983-85
8. Liz Tortorello	0.29 (135 in 469)	1988-91
Brigitte Lourey	0.29 (53 in 312)	1991-93
10. Laura Abbinante	0.28 (133 in 471)	1993-96
Joanna Grotenhuis	0.28 (65 in 233)	1992-94

DIGS

1. Jocelyn Wack	2182	2004-07
2. Susan Wohlford	1920	1988-91
3. Annemarie Hickey	1849	2010-13
4. Kim Kuzma	1553	2007-10
5. Erin Byrd	1397	1999-02
6. Marisa Mackey	1289	1995-98
7. Taylor Morey	1277	2013-pres.
8. Laura Abbinante	1246	1993-96
9. Janelle Gabrielsen	1118	2008-11
10. Kristen Roman	1107	1984-87

DIGS PER SET (500 Digs Min.)

1. Jocelyn Wack	4.81 (2182 in 454)	2004-07
2. Susan Wohlford	3.98 (1920 in 482)	1988-91
Annemarie Hickey	3.98 (1849 in 464)	2010-13
4. Taylor Morey	3.91 (1277 in 327)	2013-pres.
5. Kim Kuzma	3.90 (1553 in 398)	2007-10
6. Erin Byrd	3.02 (1397 in 462)	1999-02
7. Jill Maier	2.97 (565 in 190)	2000-03
8. Lauren Carlini	2.91 (908 in 312)	2013-pres.

9. Lauren Burny	2.88 (743 in 258)	1994-97
10. Marisa Mackey	2.87 (1289 in 449)	1995-98

BLOCK SOLOS

1. Arlisa Hagan	162	1989-92
2. Julie Fautsch	132	1983-86
3. Lisa Boyd	113	1987-90
4. Kelly Kennedy	101	1996-99
5. Sherisa Livingston	88	1998-01
6. Megan Scott	82	1982-83
7. Heather Dodaro	70	1994-97
8. Taylor Reineke	67	2004-07
Tracy Tiffany	67	1984-87
10. Connie Venzke	65	1984-87

BLOCK ASSISTS

1. Heather Dodaro	612	1994-97
2. Taylor Reineke	604	2004-07
3. Sherisa Livingston	492	1998-01
4. Arlisa Hagan	465	1989-92
5. Kelly Kennedy	454	1996-99
6. Amy Lee	430	1994-97
7. Sheila Shaw	426	2002-04
8. Lisa Boyd	410	1987-90
9. Audra Jeffers	403	2005-08
10. Dominique Thompson	383	2010-14

TOTAL BLOCKS

1. Heather Dodaro	682	1994-97
2. Taylor Reineke	671	2004-06
3. Arlisa Hagan	618	1989-92
4. Sherisa Livingston	580	1998-01
5. Kelly Kennedy	555	1996-99
6. Lisa Boyd	523	1987-90
7. Sheila Shaw	489	2002-04
8. Julie Fautsch	474	1983-86
9. Amy Lee	454	1994-97
10. Audra Jeffers	451	2005-08

BLOCKS PER SET (300 Blocks Min.)

1. Taylor Reineke	1.55 (671 in 434)	2004-06
2. Heather Dodaro	1.53 (682 in 445)	1994-97
3. Arlisa Hagan	1.40 (618 in 440)	1989-92
4. Sherisa Livingston	1.32 (580 in 440)	1998-01
5. Kelly Kennedy	1.28 (555 in 433)	1996-99
6. Lisa Boyd	1.25 (523 in 420)	1987-90
7. Haleigh Nelson	1.22 (394 in 324)	2013-pres.
8. Sheila Shaw	1.12 (489 in 435)	2002-04
9. Julie Fautsch	1.11 (474 in 426)	1983-86
10. Connie Venzke	1.08 (383 in 354)	1984-87

MATCHES PLAYED

1. Ellen Chapman	137	2011-14
2. Liz Tortorello	135	1988-91
Jeannette Simenson	135	1988-91
4. Amy Lee	134	1994-97
5. Courtney Thomas	133	2011-14
Erin Byrd	133	1999-02
Marisa Mackey	133	1995-98
Susan Wohlford	133	1988-91
9. Colleen Neels	132	1995-98
10. Sherisa Livingston	131	1998-01
Laura Abbinante	131	1993-96

SETS PLAYED

1. Courtney Thomas	482	2011-14
Susan Wohlford	482	1988-91
3. Ellen Chapman	480	2011-14
4. Laura Abbinante	471	1993-96
5. Liz Tortorello	469	1988-91
6. Annemarie Hickey	464	2010-13
7. Erin Byrd	462	1999-02
8. Jaime Smith	461	1992-95
9. Jocelyn Wack	454	2004-07
10. Dominique Thompson	451	2010-14
Audra Jeffers	451	2005-08
Amy Lee	451	1994-97

Key:

Points = Kills + Aces + Block Solos + ½ Block Assists
Total Blocks = Block Solos + ½ Block Assists

2015 Schedule

Overall Record: 12-6 (6-2 home; 4-3 away; 2-1 neutral)
Big Ten Record: 4-4 (2-1 home; 2-3 away)

Day	Date	Event	W/L	Scores	Record
FRIDAY	AUG. 28	HOTELRED INVITATIONAL			
		vs. Western Kentucky	L	25-13, 23-25, 19-25, 19-25	0-1
SATURDAY	AUG. 29	HOTELRED INVITATIONAL			
		vs. Colgate	W	25-20, 27-25, 25-8	1-1
		vs. College of Charleston	W	25-15, 25-15, 25-20	2-1
Friday	Sept. 4	at ACC/Big Ten Challenge, Louisville, Ky.			
		vs. #18 North Carolina	W	25-22, 25-20, 25-19	3-1
Saturday	Sept. 5	at ACC/Big Ten Challenge, Louisville, Ky.			
		vs. Louisville	W	25-19, 17-25, 25-21, 25-19	4-1
THURSDAY	SEPT. 10	BADGER CLASSIC			
		vs. Georgia	W	25-11, 25-6, 25-14	5-1
FRIDAY	SEPT. 11	BADGER CLASSIC			
		vs. Kent State	W	25-22, 25-11, 25-21	6-1
Friday	Sept. 18	at Creighton Classic, Omaha, Neb.			
		vs. Kansas State	W	25-20, 25-14, 25-27, 25-23	7-1
Saturday	Sept. 19	at Creighton Classic, Omaha, Neb.			
		vs. Creighton	W	25-19, 25-21, 25-23	8-1
		vs. Arkansas	L	21-25, 25-22, 20-25, 25-13, 11-15	8-2
Wednesday	Sept. 23	at #1 Penn State (BTN)	L	25-21, 25-16, 25-20	8-3
Sunday	Sept. 27	at #12 Ohio State	L	17-25, 25-18, 20-25 25-21, 11-15	8-4
WEDNESDAY	SEPT. 30	#7 ILLINOIS (BTN)	W	25-16, 25-21, 21-25, 25-22	9-4
SUNDAY	OCT. 4	NORTHWESTERN	W	25-20, 25-16, 25-19	10-4
Friday	Oct. 9	at Rutgers	W	25-15, 25-15, 25-11	11-4
Saturday	Oct. 10	at Maryland	W	25-20, 25-19, 25-20	12-4
WEDNESDAY	OCT. 14	#11 MINNESOTA	L	25-11, 24-26, 16-25, 26-24, 11-15	12-5
Saturday	Oct. 17	at #11 Minnesota	L	20-25, 23-25, 25-19, 19-25	12-6
Friday	Oct. 23	at Iowa (BTN)		7 p.m.	5-5
Saturday	Oct. 24	at #3 Nebraska		7 p.m.	
FRIDAY	OCT. 30	#18 PURDUE (BTN)		7 p.m.	
SUNDAY	NOV. 1	INDIANA		1 p.m.	
FRIDAY	NOV. 6	#23 MICHIGAN		7 p.m.	
SUNDAY	NOV. 8	MICHIGAN STATE (ESPN2)		12 p.m.	
Wednesday	Nov. 11	at #23 Michigan (BTN)		6:30 p.m.	
SATURDAY	NOV. 14	IOWA		7 p.m.	
Wednesday	Nov. 18	at #16 Illinois		7 p.m.	
SUNDAY	NOV. 22	#7 OHIO STATE		1 p.m.	
WEDNESDAY	NOV. 25	RUTGERS		7 p.m.	
Saturday	Nov. 28	at #18 Purdue		TBA	
Fri.-Sun.	Dec. 4-6	at NCAA First and Second Rounds, TBA			
Fri.-Sat.	Dec. 11-12	at NCAA Regionals (Austin, Texas; Des Moines, Iowa, Lexington, Ky.; San Diego, Calif.)			
Thur. & Sat.	Dec. 17 & 19	at NCAA Championship, CenturyLink Center, Omaha, Neb.			

All home matches, in ALL CAPS, played in the UW Field House, 1450 Monroe St.
 All times are CST. Dates and times subject to change.
 # AVCA rank at time of match. (TV)

Attendance

Overall			Big Ten		
Total	Matches	Avg.	Total	Matches	Avg.
35,381	8	4,423	14,671	3	4,890

BADGERS IN THE AVCA POLL

Preseason	T5th	Oct. 19	16th
Aug. 31	13th		
Sept. 7	11th		
Sept. 14	11th		
Sept. 21	16th		
Sept. 28	19th		
Oct. 5	16th		
Oct. 12	15th		

Match 1: Western Kentucky 3, #5 Wisconsin 1

HotelRED Invitational

Aug. 28 • UW Field House • Madison, Wis.

#	#	Western Kentucky	ATTACK				SET			SERVE			RECEIVE			BLOCK				Points			
			S	K	E	TA	Pct	Ass	TA	Pct	SA	SE	TA	Pct	O	RE	Pct	Dig	BS		BA	BHE	
1	LUCAS, Jessica	4	7	1	12	.500	43	108	.398	1	1	16	.938	1	0	1000	8	0	1	2	0	8.5	
4	ANDERSON, Rachel	4	9	2	17	.412	1	2	.500	0	3	9	.667	0	0	.000	3	1	2	0	0	11.0	
7	CAVANAUGH, Alyssa	4	13	5	29	.276	0	0	.000	0	0	0	1000	0	0	.000	1	0	0	0	0	13.0	
13	LANGENKAMP, Noelle	4	11	3	27	.296	2	2	.000	0	0	0	.000	1	0	1000	0	0	1	0	0	11.5	
16	ENGLE, Sydney	4	6	2	19	.211	0	6	.000	0	0	0	.000	0	0	.000	1	1	2	2	0	8.0	
17	GRIMES, Kaelin	4	0	0	0	.000	3	4	.750	1	1	15	.933	18	0	1000	7	0	0	0	0	1.0	
8	MARTIN, Mary	1	0	0	0	.000	0	0	.000	0	0	1	1000	0	0	.000	0	0	0	0	0	0.0	
10	BODWAY, Haley	4	8	4	30	.133	0	0	.000	0	0	0	.000	0	0	.000	1	0	0	0	0	8.0	
12	O'CONNELL, Georgia	4	0	0	0	.000	2	9	.222	1	2	16	.875	35	2	.946	19	0	0	0	0	1.0	
15	ENGLE, Rachel	4	0	1	3	-.333	0	4	.000	0	0	0	1000	20	0	1000	11	0	0	0	0	1.0	
24	SCOTT, Jackie	4	0	0	0	.000	2	3	.667	0	1	16	.938	1	0	1000	7	0	0	0	0	0.0	
Totals			4	54	18	137	.263	53	138	.384	3	8	87	.908	76	2	.974	58	2	6	4	1	62.0

Team Attack By Set

Set	K	E	TA	Pct	Sideout	Pct
1	11	7	30	.133	11-24	45%
2	13	5	46	.174	14-24	58%
3	16	5	30	.367	14-19	73%
4	14	1	31	.419	15-20	75%
54-87						62%

TOTAL TEAM BLOCKS: 5.0

SET SCORES

Western Kentucky (3)
Wisconsin (1)

1 2 3 4
13 25 25 25
25 23 19 19

Team Records:
1-0
0-1

#	# Wisconsin	S	ATTACK				SET			SERVE			RECEIVE			BLOCK				Points		
			K	E	TA	Pct	Ass	TA	Pct	SA	SE	TA	Pct	O	RE	Pct	Dig	BS	BA		BHE	
1	Carlini, Lauren	4	5	0	11	.455	46	120	.383	1	2	15	.867	0	0	.000	9	0	2	0	7.0	
2	Kriskova, Romana	4	8	5	24	.125	0	2	.000	0	0	1	1000	1	0	1000	4	0	4	0	10.0	
3	Gillis, Lauryn	4	14	3	35	.314	1	6	.167	0	2	10	.800	22	1	.957	7	0	0	0	14.0	
4	Bates, Kelli	4	13	6	38	.184	3	6	.500	1	0	11	1000	25	2	.926	10	0	1	0	14.5	
10	Blake, Tori	4	8	4	18	.222	0	2	.000	0	0	0	.000	3	0	.000	0	1	2	0	10.0	
13	Nelson, Haleigh	4	8	1	19	.368	0	0	.000	0	2	14	.857	0	0	.000	2	4	4	0	12.0	
6	Morey, Taylor	4	0	0	0	.000	2	11	.182	0	0	0	13	1000	11	0	1000	17	0	0	0	0.0
7	MacDonald, Amber	4	0	0	0	.000	3	3	.000	0	2	21	.905	14	0	1000	11	0	0	0	0.0	
11	Williams, Tionna	2	0	0	1	.000	0	0	.000	0	1	1	.000	0	0	.000	0	1	0	0	0.5	
14	Duello, Madison	1	1	1	2	.000	0	0	.000	0	0	0	.000	0	0	.000	0	0	0	0	1.0	
15	Robbins, Jordan	2	0	0	0	.000	0	0	.000	0	0	1	1000	0	0	.000	1	0	0	0	0.0	
Totals		4	57	20	148	.250	55	150	.367	2	9	87	.897	76	3	.962	61	3	14	0	69.0	

Team Attack By Set

Set	K	E	TA	Pct	Sideout	Pct
1	14	1	26	.500	12-14	85%
2	17	8	55	.164	13-24	54%
3	11	6	33	.152	14-25	56%
4	15	5	34	.294	14-24	58%
53-87						60%

TOTAL TEAM BLOCKS: 10.0

Site: Madison, Wis. (UW Field House)
Date: Aug 28, 2015 Attend: 4394 Time: 2:02
Referees: Mike Hamilton, Sergio Gonzalez
Match #2 HotelRED Invitational

1 2 3 4 Total

Match 3: #5 Wisconsin 3, Charleston 0

HotelRED Invitational

Aug. 29 • UW Field House • Madison, Wis.

#	College of Charleston	S	ATTACK				SET			SERVE				RECEIVE			BLOCK				Points		
			K	E	TA	Pct	Ass	TA	Pct	SA	SE	TA	Pct	O	RE	Pct	Dig	BS	BA	BE			
2	Madison, Kennedy	3	9	7	26	.077	0	1	.000	0	0	0	.000	3	0	1000	0	0	2	0	0	10.0	
6	Morello, Melissa	3	9	4	24	.208	0	3	.000	0	3	10	.700	20	0	1000	4	0	1	0	0	9.5	
7	Hills, Maddie	3	5	4	10	.100	0	1	.000	0	0	5	1000	3	0	1000	1	0	1	0	0	5.5	
11	Rachel, Devon	2	3	5	16	-.125	0	0	.000	0	0	3	1000	9	2	.818	0	0	0	0	0	3.0	
16	Cooler, Mackenzie	3	1	2	3	-.333	23	62	.371	0	0	8	1000	0	0	.000	4	0	0	0	0	1.0	
20	Mumme, Krissy	3	4	0	10	.400	0	0	.000	0	0	1	1000	0	0	.000	0	1	2	0	0	6.0	
1	William, Tyna	1	0	0	0	.000	0	0	.000	0	0	0	.000	0	0	.000	0	0	0	0	0	0.0	
8	Vallez, Britney	3	0	0	0	.000	1	6	.167	1	0	7	1000	9	0	1000	11	0	0	0	0	1.0	
9	Foley, Taylor	2	0	0	0	.000	0	0	.000	0	0	4	1000	2	2	.500	1	0	0	0	0	0.0	
13	Beckman, Allison	2	0	0	0	.000	7	23	.304	0	3	5	.400	0	0	.000	3	0	0	0	0	1.0	
17	Rhodes, McKala	3	0	1	2	-.500	1	3	.333	1	0	5	1000	14	1	.933	0	0	0	0	0	1.0	
21	Tronick, Kayla	3	3	1	9	.222	0	0	.000	0	1	3	.667	6	0	1000	1	0	0	0	0	3.0	
Totals			3	34	24	100	.100	32	99	.323	2	7	51	.863	66	5	.930	25	1	6	0	1	40.0

Team Attack By Set

Set	K	E	TA	Pct	Sideout	Pct
1	10	8	31	.065	10-25	40%
2	10	8	32	.062	11-24	45%
3	14	8	37	.162	14-25	56%
35-74						47%

TOTAL TEAM BLOCKS: 4.0

SET SCORES

College of Charleston (0)
Wisconsin (3)

1 2 3
15 15 20
25 25 25

Team Records:
1-2
2-1

#	#	S	ATTACK			SET			SERVE			RECEIVE			BLOCK				Points				
			K	E	TA	Pct	Ass	TA	Pct	SA	SE	TA	Pct	O	RE	Pct	Dig	BS		BA	BE	BHE	
1	Carlini, Lauren	3	2	0	5	.400	33	66	.500	1	1	15	.933	0	0	.000	6	0	4	0	0	5.0	
3	Gillis, Lauryn	3	9	3	21	.286	0	3	.000	0	2	14	.857	7	1	.875	4	1	1	1	0	10.5	
4	Bates, Kelli	3	6	2	18	.222	1	1	1000	1	0	7	1000	6	0	1000	5	0	2	0	0	8.0	
7	MacDonald, Amber	3	0	0	0	.000	0	1	.000	2	0	20	1000	15	0	1000	5	0	0	0	0	2.0	
11	Williams, Tionna	3	4	1	7	.429	1	1	1000	0	0	0	.000	0	0	.000	1	1	5	1	0	7.5	
13	Nelson, Haleigh	3	7	2	12	.417	0	2	.000	1	0	7	1000	0	0	.000	1	0	4	1	0	10.0	
2	Kriskova, Romana	3	9	2	14	.500	0	0	.000	0	0	0	.000	1	0	1000	3	0	2	0	0	10.0	
6	Morey, Taylor	3	0	0	0	.000	0	6	.000	0	0	11	1000	13	1	.929	12	0	0	0	0	0.0	
Totals			3	37	10	77	.351	35	80	.438	5	3	74	.959	42	2	.955	37	2	18	3	0	53.0

Team Attack By Set

Set	K	E	TA	Pct	Sideout	Pct
1	11	2	22	.409	10-15	60%
2	13	2	23	.478	12-16	75%
3	13	6	32	.219	14-20	69%
36-51						70%

Site: Madison, Wis. (UW Field House)
Date: Aug 29, 2015 Attend: 3879 Time: 1:20
Referees: Marty Prochko, Mike Hamilton

1 2 3 Total

Tie scores 0 0 6 6
Lead change 0 0 1 1

Match 2: #5 Wisconsin 3, Colgate 0

HotelRED Invitational

Aug. 29 • UW Field House • Madison, Wis.

#	Colgate	ATTACK					SET			SERVE			RECEIVE			BLOCK				Points	
		S	K	E	TA	Pct	Ass	TA	Pct	SA	SE	TA	Pct	O	RE	Pct	Dig	BS	BA		BHE
7	Smith, Molly	3	1	1	9	.000	18	76	.237	0	0	8	1000	0	0	.000	2	0	2	0	2.0
9	Harris, Kathleen	3	10	8	39	.051	0	7	.000	0	1	8	.875	8	0	.000	11	1	3	1	12.5
12	Stansbury, Katie	3	4	4	17	.000	0	0	.000	0	0	8	1000	1	0	.000	2	0	0	0	4.0
13	Hutchinson, Jaelah	3	5	2	21	.143	0	2	.000	0	0	0	.000	0	0	.000	0	5	0	0	7.5
14	Stebbins, Katie	2	2	2	8	.000	0	0	.000	0	0	0	.000	0	0	.000	0	1	1	0	2.5
15	Kennebeck, Noel	1	0	0	2	.000	0	1	.000	0	0	0	.000	0	0	.000	1	0	0	0	0.0
1	Moncada, Corrina	1	0	0	0	.000	0	2	.000	0	0	4	1000	3	0	.000	1	0	0	0	0.0
2	Simpson, Elena	3	0	0	0	.000	0	0	.000	0	0	1	1000	3	0	.000	5	0	0	0	0.0
3	Smith, Amanda	2	3	0	7	.429	0	0	.000	0	0	0	.000	0	0	.000	0	1	0	0	3.5
4	McAndrews, Madison	1	0	0	0	.000	0	0	.000	0	0	3	1000	0	0	.000	0	0	0	0	0.0
5	McRobie, Peighton	3	0	0	1	.000	2	6	.333	1	1	10	.900	51	1	.981	12	0	0	0	1.0
6	Shupryt-Knoop, Brook	2	0	0	0	.000	0	0	.000	0	1	3	.667	0	0	.000	0	0	0	0	0.0
8	Reilly, Katie	2	1	0	4	.250	0	0	.000	0	0	2	1000	0	0	.000	1	0	1	0	1.0
10	Macy, Jackie	3	0	0	0	.000	1	10	.100	0	1	7	.857	2	0	.000	4	0	0	0	0.0
11	Sanderson, Lauren	1	0	1	4	-.250	2	14	.143	0	0	1	1000	1	0	.000	1	0	0	1	0.0
16	Fauntleroy, Katie	2	0	5	8	-.625	0	1	.000	0	0	0	.000	0	0	.000	2	0	0	0	0.0
17	Pena, Claudia	1	0	0	0	.000	0	0	.000	0	0	0	.000	0	0	.000	0	0	0	0	0.0
Totals		3	26	23	120	.025	23	119	.093	1	4	55	.927	69	1	.986	42	1	12	3	34.0

Match 5: #13 Wisconsin 3, Louisville 1
ACC/Big Ten Challenge
Sept. 5 • KFC Yum! Center • Louisville, Ky.

#	Wisconsin	S	ATTACK				SET				SERVE				RECEIVE				BLOCK				Points
			K	E	TA	Pct	Ass	TA	Pct	SA	SE	TA	Pct	0	RE	Pct	Dig	BS	BA	BH			
1	Carlini, Lauren	4	3	1	8	.250	47	120	.392	0	3	17	.824	0	0	.000	12	0	4	0	0	5.0	
2	Kriskova, Romana	4	10	3	21	.333	0	0	.000	0	0	0	.000	2	0	1000	1	0	2	0	0	11.0	
3	Gillis, Lauryn	4	12	5	37	.189	0	2	.000	0	0	11	1000	14	0	1000	7	0	2	0	0	13.0	
4	Bates, Kelli	4	16	5	41	.268	0	4	.000	0	4	16	.750	11	1	.917	12	0	2	0	0	17.0	
11	Williams, Tionna	4	9	3	20	.300	0	0	.000	0	0	0	.000	0	0	.000	1	0	6	0	0	12.0	
13	Nelson, Haleigh	4	6	5	19	.053	0	1	.000	0	0	14	1000	2	0	1000	3	0	4	0	0	8.0	
6	Morey, Taylor	4	0	0	0	.000	6	13	.462	1	0	14	1000	17	0	1000	19	0	0	0	0	1.0	
7	MacDonald, Amber	4	0	0	0	.000	3	6	.500	1	1	19	.947	27	1	.964	12	0	0	0	0	1.0	
10	Blake, Tori	2	1	0	1	1.000	0	0	.000	0	0	0	.000	0	0	.000	0	0	0	0	0	1.0	
14	Duello, Madison	1	1	0	3	.333	0	0	.000	0	0	0	.000	0	0	.000	0	0	0	0	0	1.0	
Team		3																					
Totals		4	58	22	150	.240	56	146	.384	2	8	91	.912	73	5	.936	67	0	20	0	0	70.0	

Team Attack By Set

Set	K	E	TA	Pct	Sideout	Pct
1	19	3	37	.432	13-20	64%
2	10	4	32	.188	12-24	50%
3	18	9	45	.200	16-22	72%
4	11	6	36	.139	11-19	57%
						52-85 61%

TOTAL TEAM BLOCKS: 10.0

SET SCORES

Wisconsin (3)

Louisville (1)

1 2 3 4

25 17 25 25

19 25 21 19

Team Records:

4-1

2-3

		ATTACK				SET				SERVE				RECEIVE				BLOCK				Points
#	Louisville	S	K	E	TA	Pct	Ass	TA	Pct	SA	SE	TA	Pct	0	RE	Pct	Dig	BS	BA	BE	BHE	
5	Katie George	4	0	0	2	.000	44	131	.336	0	2	18	.889	0	0	.000	5	0	1	0	0	0.5
7	Erin Fairs	4	16	6	36	.278	0	1	.000	0	0	0	.000	8	0	1000	1	1	1	0	0	17.5
8	Aniah Philo	4	2	1	6	.167	0	0	.000	0	0	1	1000	20	0	1000	9	0	0	0	0	2.0
17	Tess Clark	4	7	2	17	.294	0	3	.000	0	0	0	.000	0	1	.000	0	0	5	0	0	9.5
19	Maggie DeLong	4	5	2	17	.176	0	0	.000	0	0	0	.000	0	0	.000	0	1	0	0	0	6.0
23	Janelle Jenkins	4	12	5	38	.184	0	1	.000	2	0	13	1000	0	0	.000	13	0	3	0	0	15.5
1	Molly Sauer	4	0	0	0	.000	2	9	.222	3	1	20	.950	10	0	1000	14	0	0	0	0	3.0
13	Maya McClendon	4	7	6	36	.028	0	1	.000	0	3	8	.625	1	0	1000	4	1	0	2	0	8.0
14	Roxanne McVey	4	0	0	0	.000	1	7	.143	0	0	10	1000	42	0	1000	15	0	0	0	0	1.0
24	Lyndsay Palmer	4	0	0	0	.000	0	0	.000	0	1	15	.933	0	0	.000	0	0	0	0	0	0.0
Team		1																				
Totals		4	49	22	152	.178	47	153	.307	5	7	85	.918	81	2	.976	61	3	10	2	1	62.0

Team Attack By Set

Set	K	E	TA	Pct	Sideout	Pct
1	12	6	39	.154	12-24	50%
2	18	3	34	.441	13-18	72%
3	9	5	43	.093	15-24	62%
4	10	8	36	.056	11-25	43%
						51-91 56%

TOTAL TEAM BLOCKS: 8.0

Site: KFC Yum! Center (Louisville, Ky.)

Date: Sep 05, 2015 Attend: 2861 Time: 1:56

Referees: Davonnie McLeary, Donnie Goodwin

Tie scores 1 2 3 4 Total

6 3 6 3 18

Lead change 2 2 0 1 5

Match 7: #11 Wisconsin 3, Kent State 0
Badger Classic
Sept. 11 • UW Field House • Madison, Wis.

		Attack					Serve				Block					
#	Kent State	S	K	E	TA	Pct	Ast	SA	SE	RE	Dig	BS	BA	BHE	Pts	
7	HUTCHISON, Kelly	3	9	4	22	.227	0	0	0	0	1	0	1	0	1	9.5
10	MILLS, Sarah	2	0	0	0	.000	1	1	2	3	2	0	0	0	0	1.0
12	WILHELM, Bridget	3	4	2	13	.154	0	0	1	0	1	0	4	0	0	6.0
14	KOJIC, Katarina	3	1	0	1	1.000	19	1	2	0	4	0	0	0	0	2.0
7	BITTINGER, Kelsey	3	11	4	27	.259	0	0	1	1	7	1	2	0	0	13.0
18	NORBERG, Drew	3	5	2	17	.176	0	0	0	0	1	1	4	1	0	8.0
1	CONNORS, Darby	3	1	0	1	1.000	0	0	0	0	0	0	3	1	0	2.5
2	JONES, Sam	2	0	0	0	.000	0	1	0	1	0	0	0	0	0	1.0
3	GERAGHTY, Challen	3	0	0	1	.000	1	1	0	0	14	0	0	0	0	1.0
4	JAKSCHT, Brittney	3	0	0	1	.000	9	1	0	0	0	0	0	0	0	1.0
9	MANTAS, Lexi	3	0	3	12	.250	0	0	0	0	2	0	2	0	0	1.0
20	YOUNKIN, Heather	1	0	0	1	.000	0	0	0	0	0	0	0	0	0	0.0
Totals		3	31	15	96	.167	30	5	6	5	32	2	16	2	2	46.0

Team Attack By Set

Set	K	E	TA	Pct	Sideout	Pct
1	13	1	32	.375	16-24	66%
2	6	8	28	.071	9-25	36%
3	12	6	36	.167	12-24	50%
						37-73 50%

TOTAL TEAM BLOCKS: 10.0

SET SCORES

Kent State (0)

Wisconsin (3)

1 2 3

22 11 21

5-4

Team Records:

6-1

		Attack					Serve			Block						
#	Wisconsin	S	K	E	TA	Pct	Ass	SA	SE	RE	Dig	BS	BA	BHE	Pts	
1	Carlini, Lauren	3	2	1	7	.143	37	0	2	0	7	0	3	0	0	3.5
2	Kriskova, Romana	3	5	3	12	.167	0	0	0	0	0	0	3	0	0	6.5
3	Gillis, Lauryn	3	8	3	21	.238	0	0	1	1	6	0	0	2	0	8.0
4	Bates, Kelli	3	12	2	22	.455	0	1	1	2	7	0	3	0	0	14.5
10	Blake, Tori	3	5	0	7	.714	0	0	0	0	2	0	7	0	0	8.5
13	Nelson, Haleigh	3	11	2	19	.474	1	4	0	0	0	1	1	0	0	16.5
6	Morey, Taylor	3	0	0	0	.000	3	0	0	0	12	0	0	0	0	0.0
7	MacDonald, Amber	3	0	0	0	.000	3	0	1	2	3	0	0	0	0	0.0
11	Williams, Tionna	1	3	1	6	.333	0	0	0	0	0	0	1	0	0	3.5
14	Duello, Madison	1	1	1	2	.000	0	0	0	0	0	0	0	0	0	1.0
Totals		3	47	13	96	.354	41	5	5	5	37	1	18	2	0	62.0

Team Attack By Set

Set	K	E	TA	Pct	Sideout	Pct
1	21	5	39	.410	17-23	73%
2	8	4	22	.182	9-11	81%
3	18	4	35	.400	13-22	59%
						39-56 69%

TOTAL TEAM BLOCKS: 10.0

Site: Madison, Wis. (UW Field House)

Date: Sep 11, 2015 Attend: 4626 Time: 1:25

Referees: Tom Joseph, Nicki Fisaga

Tie scores 1 2 3 Total

5 7 3 15

Lead changes 3 1 1 5

Match 6: #11 Wisconsin 3, Georgia 0
Badger Classic
Sept. 10 • UW Field House • Madison, Wis.

#	Georgia	ATTACK					SET		SERVE			RECEIVE			BLOCK				Points			
		S	K	E	TA	Pct	Ass	TA	Pct	SA	SE	TA	Pct	0	RE	Pct	Dig	BS		BA	BE	BHE
2	Dachs, Amanda	3	8	5	35	.086	0	2	.000	0	0	4	1000	5	0	1000	1	1	1	0	0	9.5
3	Spencer, Megan	3	2	8	19	.316	0	2	.000	0	0	0	.000	4	0	1000	0	0	5	1	0	4.5
7	Kazor, Kendall	3	1	0	5	.200	10	47	.213	0	0	2	1000	0	0	.000	3	0	0	0	0	1.0
13	Lobenstein, Maddie	2	1	1	6	.000	0	1	.000	0	0	5	1000	1	0	1000	2	0	0	0	0	1.0
17	Eatmon, Jasmine	3	2	2	12	.000	0	0	.000	0	0	0	.000	2	0	1000	1	0	0	1	0	2.0
23	McCray, Desiree	3	1	1	4	.000	0	0	.000	0	0	0	.000	2	0	1000	0	4	1	0	0	3.0
1	Porter, Deven	1	1	0	3	.333	0	0	.000	1	0	2	1000	5	0	1000	0	0	0	0	0	2.0
4	Lagler-Clark, Sarah	2	0	0	1	.000	4	33	.121	0	0	2	1000	0	0	.000	0	0	0	0	2	0.0
9	McCord, Elle	3	0	0	0	.000	1	4	.250	0	0	6	1000	10	2	.833	3	0	0	0	0	0.0
15	Gilliam, Sydney	2	0	0	0	.000	0	0	.000	0	1	2	.500	0	0	.000	0	0	0	0	0	0.0
19	Bass, Majesti	1	0	0	3	.000	0	0	.000	0	0	0	.000	0	0	.000	0	0	2	0	0	1.0
20	Anderson, Cassidy	3	0	0	0	.000	0	8	.000	0	2	8	.750	18	0	1000	10	0	0	0	0	0.0
21	Ostman, Caroline	3	0	4	9	.444	0	3	.000	0	0	2	1000	18	1	.947	7	0	0	0	0	0.0
Totals		3	16	21	97	.052	15	100	.150	1	3	33	.909	66	3	.957	27	1	12	3	2	24.0

Match 9: #11 Wisconsin 3, Creighton 0

Creighton Classic

Sept. 19 • D.J. Sokol Arena • Omaha, Neb.

#	Wisconsin	ATTACK				SET		SERVE				RECEIVE		BLOCK				Points			
		S	K	E	TA	Pct	Ass	TA	Pct	SA	SE	TA	Pct	O RE	Pct	Dig	BS		BA	BE	
1	Carlini, Lauren	3	4	0	5	.800	34	103	.330	1	0	14	1000	1	0	1000	8	1	1	0	6.5
2	Krskova, Romana	3	10	4	23	.261	0	0	.000	0	0	0	.000	0	0	.000	1	0	5	0	12.5
3	Gillis, Lauryn	3	8	7	31	.032	1	3	.333	0	1	11	.909	8	0	1000	8	1	2	0	10.0
4	Bates, Kelli	3	12	6	35	.171	1	2	.500	1	1	9	.889	16	0	1000	8	0	3	0	14.5
11	Williams, Tionna	3	5	2	12	.250	0	1	.000	0	0	0	.000	2	1	.667	1	0	4	0	7.0
13	Nelson, Haleigh	3	4	0	12	.333	0	1	.000	1	1	11	.909	0	0	.000	3	0	7	0	8.5
6	Morey, Taylor	3	0	0	1	.000	3	8	.375	0	0	12	1000	16	1	.941	18	0	0	0	0.0
7	MacDonald, Amber	3	0	0	0	.000	1	3	.333	0	1	16	.938	12	0	1000	5	0	0	0	0.0
10	Blake, Tori	1	0	0	3	.000	0	0	.000	0	0	0	.000	2	0	1000	0	0	0	0	0.0
Totals		3	43	19	122	.197	40	121	.331	3	4	73	.945	57	2	.966	52	2	22	0	59.0

Team Attack By Set

Set	K	E	TA	Pct	Sideout	Pct
1	11	5	36	.167	11-20	55%
2	16	5	42	.262	13-21	61%
3	16	9	44	.159	16-24	66%
					40-65	61%

TOTAL TEAM BLOCKS: 13.0

SET SCORES

Wisconsin (3) 1 2 3
Creighton (0) 25 25 25 8-1
19 21 23 5-7

Team Records:

#	Creighton	ATTACK				SET		SERVE				RECEIVE		BLOCK				Points			
		S	K	E	TA	Pct	Ass	TA	Pct	SA	SE	TA	Pct	O RE	Pct	Dig	BS		BA	BE	
2	JEREB,Melanie	3	1	0	6	.167	0	1	.000	0	0	12	1000	9	2	.818	3	0	0	0	1.0
5	WINTERS,Jaeli	3	7	7	31	.000	1	5	.200	0	1	2	.500	22	0	1000	6	0	0	0	7.0
9	WILKINSON,Marysa	3	5	4	17	.059	0	1	.000	0	0	0	.000	1	0	1000	0	3	0	1	6.5
10	CRAWFORD,Kenzie	3	3	2	9	.111	30	90	.333	0	0	8	1000	0	0	.000	7	0	3	2	4.5
13	BIRD,Jess	3	10	3	25	.280	0	6	.000	0	2	8	.750	14	0	1000	13	0	2	0	11.0
16	SMITH,Lauren	3	10	1	17	.529	1	2	.500	0	0	0	.000	3	0	1000	4	0	4	1	12.0
1	JANSEN,Ashley	3	0	0	0	.000	0	2	.000	0	0	4	1000	6	0	1000	1	0	0	0	0.0
7	FOJE,Amanda	3	0	0	0	.000	0	0	.000	1	1	14	.929	0	0	.000	5	0	0	0	1.0
11	ELMAN,Kate	3	0	0	0	.000	4	9	.444	1	1	16	.938	11	1	.917	9	0	0	0	1.0
12	KLOTH,Taryn	3	0	2	7	.286	0	4	.000	0	1	1	.000	0	0	.000	1	0	2	1	1.0
Totals		3	36	19	112	.152	36	120	.300	2	6	65	.908	66	3	.957	49	0	14	4	45.0

Team Attack By Set

Set	K	E	TA	Pct	Sideout	Pct
1	10	9	39	.026	10-24	41%
2	12	4	33	.242	13-25	51%
3	14	6	40	.200	15-24	62%
					38-73	52%

TOTAL TEAM BLOCKS: 7.0

Site: Omaha, Neb. (D.J. Sokol Arena)

Date: Sep 19, 2015 Attend: 1262 Time: 1:32

Referees: Craig Werner, Bill Stanley
Creighton Classic

	1	2	3	Total
Tie scores	8	11	6	25
Lead changes	5	7	2	14

Match 10: Arkansas 3, #11 Wisconsin 2

Creighton Classic

Sept. 19 • D.J. Sokol Arena • Omaha, Neb.

#	Wisconsin	ATTACK				SET		SERVE				RECEIVE		BLOCK				Points			
		S	K	E	TA	Pct	Ass	TA	Pct	SA	SE	TA	Pct	O	RE	Pct	Dig		BS	BA	BE
1	Carlini, Lauren	5	4	2	10	.200	56	122	.459	0	0	25	1000	1	0	1000	13	0	2	0	5.0
3	Gillis, Lauryn	5	11	5	36	.167	1	3	.333	0	0	17	1000	12	2	.857	5	0	1	1	11.5
4	Bates, Kelli	5	8	5	30	.100	0	6	.000	0	2	11	.818	17	0	1000	11	0	1	0	8.5
7	MacDonald, Amber	5	0	0	0	.000	0	1	.000	0	0	18	1000	18	1	.947	6	0	0	0	0.0
11	Williams, Tionna	5	16	2	27	.519	1	1	1000	0	0	0	.000	5	0	1000	1	1	2	0	18.0
13	Nelson, Haleigh	5	18	3	29	.517	1	2	.500	3	1	16	.938	3	0	1000	3	0	5	1	23.5
2	Krskova, Romana	5	9	3	18	.333	0	2	.000	0	0	0	.000	1	0	1000	1	0	3	0	10.5
6	Morey, Taylor	5	0	0	0	.000	5	18	.278	0	1	15	.933	30	2	.938	17	0	0	0	0.0
10	Blake, Tori	1	0	0	2	.000	0	0	.000	0	0	0	.000	0	0	.000	0	0	0	0	0.0
14	Duello, Madison	1	2	2	5	.000	0	0	.000	0	0	0	.000	0	0	.000	0	0	0	0	2.0
Totals		5	68	22	157	.293	64	155	.413	3	4	102	.961	87	5	.946	57	1	14	2	79.0

Team Attack By Set

Set	K	E	TA	Pct	Sideout	Pct
1	13	7	33	.182	16-25	63%
2	14	3	34	.324	15-21	71%
3	16	6	42	.238	13-24	54%
4	15	3	27	.444	11-13	84%
5	10	3	21	.333	8-15	53%
					63-98	64%

TOTAL TEAM BLOCKS: 8.0

SET SCORES

Wisconsin (2) 1 2 3 4 5
Arkansas (3) 21 25 20 25 11 8-2
25 22 25 13 15 10-2

#	Arkansas	S	K	E	TA	Pct	Ass	TA	Pct	SA	SE	TA	Pct	O	RE	Pct	Digs	BS	BA	BE	Points
1	Chanell Clark-Bibbs	5	24	4	36	.556	1	6	.167	1	2	21	.905	2	0	1000	6	2	4	1	29.0
9	Liz Fortado	5	9	1	26	.308	0	0	.000	0	0	0	.000	0	0	1000	0	0	3	0	10.5
14	Adrien Wolschlaeger	5	2	4	10	.200	59	114	.518	1	1	16	.938	0	0	.000	4	0	1	0	3.5
17	Kori Ortiz	5	0	0	0	.000	1	2	.500	0	0	0	.000	15	0	1000	5	0	0	0	0.0
19	Ana Sofia Jusino	5	2	0	2	1.000	0	2	.000	0	0	0	.000	1	0	1000	0	1	2	0	4.0
21	Pilar Victoria	5	16	10	45	.133	1	4	.250	2	2	14	.857	19	0	1000	13	2	1	0	20.5
2	Breana Jones	3	4	1	5	.600	0	1	.000	0	0	0	.000	0	0	.000	0	0	0	0	4.0
3	Danielle Harbin	5	1	0	2	.500	0	0	.000	0	0	0	.000	0	0	.000	2	0	0	0	1.0
10	Monica Bollinger	5	0	0	2	.000	3	8	.375	0	0	18	1000	25	1	.962	5	0	0	0	0.0
12	Okiana Valle	5	0	0	0	.000	0	7	.000	1	1	17	.941	28	2	.933	17	0	0	0	1.0
18	Barbara Dapic	5	8	5	24	.125	0	4	.000	0	0	7	1000	3	0	1000	2	1	1	0	9.5
Totals		5	66	25	152	.270	65	148	.439	5	6	98	.939	95	3	.969	54	6	12	1	83.0

Team Attack By Set

Set	K	E	TA	Pct	Sideout	Pct
1	13	6	31	.226	16-21	76%
2	16	8	41	.195	15-25	60%
3	16	3	32	.406	13-20	64%
4	10	7	27	.111	11-25	43%
5	11	1	21	.476	8-11	72%
					63-102	61%

TOTAL TEAM BLOCKS: 12.0

Site: Omaha, Neb. (D.J. Sokol Arena)

Date: Sep 19, 2015 Attend: 1262 Time: 2:21

Referees: Bill Stanley, Craig Werner
Creighton Classic

	1	2	3	4	5	Total
Tie scores	4	13	0	3	4	24
Lead changes	1	7	0	1	3	12

Match 11: #1 Penn State 3, #16 Wisconsin 0

Sept. 23 • Rec Hall • University Park, Pa.

#	Wisconsin	ATTACK					SET			SERVE				RECEIVE		BLOCK				Points	
		S	K	E	TA	Pct	Ass	TA	Pct	SA	SE	TA	Pct	O	RE	Pct	Dig	BS	BA		BE
1	Carlini, Lauren	3	1	1	5	.000	36	89	.404	0	2	11	.818	0	0	.000	10	0	0	0	1.0
2	Krskova, Romana	3	5	3	16	.125	0	1	.000	0	0	0	.000	0	0	.000	0	0	2	2	6.0
3	Gillis, Lauryn	3	6	3	24	.125	0	3	.000	0	3	10	.700	9	0	.000	5	0	0	0	6.0
4	Bates, Kelly	3	9	5	26	.154	1	4	.250	2	9	29	.778	18	2	.900	9	2	1	0	10.0
11	Williams, Tionna	3	8	2	16	.375	0	0	.000	0	0	0	.000	1	0	.000	0	2	1	0	9.0
13	Nelson, Haleigh	3	10	3	18	.389	0	1	.000	0	0	11	.000	4	0	.000	2	0	3	0	11.5
6	Morey, Taylor	3	0	0	0	.000	1	8	.125	0	0	8	.000	22	0	.000	7	0	0	0	0.0
7	MacDonald, Amber	3	0	0	0	.000	0	2	.000	0	0	9	.000	10	1	.909	1	0	0	0	0.0
14	Duello, Madison	2	0	1	2	-.500	0	0	.000	0	0	0	.000	0	0	.000	0	1	0	0	4.0
Totals		3	39	18	107	.196	38	108	.352	0	7	58	.879	64	3	.955	34	0	10	4	55.0

Match 13: #19 Wisconsin 3, #7 Illinois 1

Sept. 30 • UW Field House • Madison, Wis.

#	Illinois	ATTACK				SET				SERVE				RECEIVE				BLOCK				Points
		S	K	E	TA	Pct	Ass	TA	Pct	SA	SE	TA	Pct	O	RE	Pct	Dig	BS	BA	BE	BHE	
1	Jordyn Poulter	4	1	2	6	.167	50	133	.376	1	0	13	1000	0	0	.000	6	0	3	1	0	3.5
5	Ali Bastianelli	4	2	3	10	.100	0	0	.000	0	0	0	.000	0	0	.000	0	0	4	1	0	4.0
7	Jocelynn Birks	4	20	5	41	.366	1	8	.125	0	0	20	1000	21	3	.875	12	0	1	1	0	20.5
10	Danielle Davis	4	0	0	0	.000	0	2	.000	0	1	14	.929	16	0	1000	10	0	0	0	0	0.0
12	Katie Stadick	4	13	7	30	.200	0	4	.000	0	1	3	.667	1	0	1000	0	0	5	0	0	15.5
13	Ali Stark	4	7	3	16	.250	1	4	.250	0	4	14	.714	30	0	1000	4	0	0	1	0	7.0
2	Julia Conard	1	0	0	0	.000	0	0	.000	0	0	2	1000	0	0	.000	0	0	0	0	0	0.0
3	Brandi Donnelly	4	0	0	0	.000	1	6	.167	0	2	14	.857	13	1	.929	21	0	0	0	0	0.0
4	Michelle Strizak	4	10	5	43	.116	0	0	.000	0	0	0	.000	1	0	1000	2	1	3	1	0	12.5
9	Naya Crittenden	3	2	2	7	.000	0	1	.000	0	0	0	.000	0	0	.000	0	0	2	0	0	3.0
11	Katie Roustio	3	1	1	4	.000	0	1	.000	0	0	0	.000	1	0	1000	0	0	0	0	0	1.0
18	Allison Palmer	3	0	0	0	.000	0	0	.000	0	0	5	1000	0	0	.000	1	0	0	0	0	0.0
Totals		4	56	28	157	.178	53	155	.342	1	8	85	.906	83	4	.964	56	1	18	5	0	67.0

Team Attack By Set

Set	K	E	TA	Pct	Sideout	Pct
1	10	7	40	.075	11-24	45%
2	14	8	35	.171	12-25	47%
3	15	3	37	.324	14-21	66%
4	17	10	45	.156	15-25	60%
					52-95	54%

TOTAL TEAM BLOCKS: 10.0

SET SCORES

Illinois (1)
Wisconsin (3)

1 2 3
16 21 25 22

Team Records:
11-3, 2-1
9-4, 1-2

#	Wisconsin	ATTACK				SET				SERVE				RECEIVE				BLOCK				Points
		S	K	E	TA	Pct	Ass	TA	Pct	SA	SE	TA	Pct	O	RE	Pct	Dig	BS	BA	BE	BHE	
1	Carlini, Lauren	4	3	0	6	.500	48	114	.421	0	1	17	.941	0	0	.000	13	0	4	0	0	5.0
3	Gillis, Lauryn	4	11	5	31	.194	0	1	.000	0	2	10	.800	0	0	.000	7	0	2	1	0	12.0
4	Bates, Kelli	4	7	5	27	.074	1	5	.200	0	1	21	.952	28	1	.966	16	0	3	1	0	8.5
7	MacDonald, Amber	4	0	0	0	.000	0	4	.000	3	2	16	.875	13	0	1000	3	0	0	0	0	3.0
11	Williams, Tionna	4	8	2	21	.286	0	0	.000	0	0	0	.000	0	0	.000	0	0	7	2	0	11.5
13	Nelson, Haleigh	4	12	3	27	.333	1	5	.200	1	2	17	.882	0	0	.000	3	0	5	1	0	15.5
2	Krskova, Romana	4	15	3	30	.400	1	1	1000	0	0	0	.000	0	0	.000	1	0	3	0	0	16.5
6	Morey, Taylor	4	0	0	0	.000	2	10	.200	0	0	14	1000	35	0	1000	16	0	0	0	0	0.0
Totals		4	56	18	142	.268	53	140	.379	4	8	95	.916	76	1	.987	59	0	24	5	0	72.0

Team Attack By Set

Set	K	E	TA	Pct	Sideout	Pct
1	16	4	36	.333	12-17	70%
2	14	6	35	.229	12-21	57%
3	13	5	38	.211	14-25	56%
4	13	3	33	.303	15-22	68%
					53-85	62%

TOTAL TEAM BLOCKS: 12.0

Site: Madison, Wis. (UW Field House)

Date: Sep 30, 2015 Attend: 4254 Time: 2:08

Referees: Mike Hamilton, Sergio Gonzalez

Tie scores
Lead changes

1 2 3 4 Total
3 6 11 5 25
1 3 6 1 11

Match 14: #19 Wisconsin 3, Northwestern 0

Oct. 4 • UW Field House • Madison, Wis.

#	Northwestern	ATTACK				SET				SERVE				RECEIVE				BLOCK				Points
		S	K	E	TA	Pct	Ass	TA	Pct	SA	SE	TA	Pct	O	RE	Pct	Dig	BS	BA	BE	BHE	
1	Tashima, Taylor	3	3	0	7	.429	31	92	.337	0	1	11	.909	1	0	1000	9	0	2	1	1	4.0
4	Fara, Rachael	3	5	1	14	.286	1	1	1000	0	1	4	.750	0	0	.000	3	0	0	0	0	5.0
11	Slater, Maddie	3	7	0	11	.636	0	1	.000	0	0	0	.000	0	0	.000	0	0	3	0	0	8.5
13	Kraus, Abbie	3	0	0	0	.000	2	3	.667	0	1	16	.938	20	2	.909	6	0	0	0	0	0.0
15	Morin, Kayla	3	7	5	30	.067	2	3	.667	0	1	7	.857	11	1	.917	9	0	0	1	0	7.0
16	Lavin, Sofia	3	6	8	27	.074	0	2	.000	0	0	0	.000	6	0	1000	1	0	0	1	0	6.0
2	Abbott, Symone	3	10	8	27	.074	0	0	.000	0	0	0	.000	0	0	.000	1	1	1	0	0	11.5
3	Hofmeister, Abby	1	0	0	0	.000	0	0	.000	0	0	0	.000	0	0	.000	1	0	0	0	0	0.0
5	Niedospial, Caroline	3	0	0	0	.000	2	12	.167	0	1	6	.833	8	1	.889	16	0	0	0	0	0.0
7	Kriep, Katie	3	0	0	0	.000	0	3	.000	0	0	9	1000	20	0	1000	2	0	0	0	0	0.0
10	Strobos, Rafae	3	0	0	0	.000	0	0	.000	0	1	4	.750	0	0	.000	0	0	0	0	0	0.0
Totals		3	38	22	116	.138	38	117	.325	0	6	57	.896	66	4	.943	48	1	6	4	1	42.0

Team Attack By Set

Set	K	E	TA	Pct	Sideout	Pct
1	15	8	45	.156	12-24	50%
2	11	7	33	.121	14-25	56%
3	12	7	38	.132	12-24	50%
					38-73	52%

SET SCORES

Northwestern (0)
Wisconsin (3)

TOTAL TEAM BLOCKS: 4.0

1 2 3 Team Records:
20 16 19 10-5, 2-2
25 25 25 10-4, 2-2

#	Wisconsin	ATTACK				SET				SERVE				RECEIVE				BLOCK				Points
		S	K	E	TA	Pct	Ass	TA	Pct	SA	SE	TA	Pct	O	RE	Pct	Dig	BS	BA	BE	BHE	
1	Carlini, Lauren	3	3	2	7	.143	32	87	.368	1	1	15	.933	0	0	.000	7	0	4	0	0	6.0
3	Gillis, Lauryn	3	6	3	23	.130	1	3	.333	0	0	3	1000	0	0	.000	7	0	1	0	0	6.5
4	Bates, Kelli	3	12	3	33	.273	2	3	.667	1	0	13	1000	29	0	1000	8	0	0	1	0	13.0
7	MacDonald, Amber	3	0	0	0	.000	2	4	.500	0	0	12	1000	11	0	1000	6	0	0	0	0	0.0
11	Williams, Tionna	3	6	2	13	.308	0	2	.000	0	0	0	.000	1	0	1000	0	1	5	0	0	9.5
13	Nelson, Haleigh	3	5	2	14	.214	0	2	.000	1	1	11	.909	1	0	1000	1	0	6	0	0	9.0
2	Krskova, Romana	3	9	2	20	.350	0	0	.000	0	0	0	.000	0	0	.000	2	0	6	0	0	12.0
6	Morey, Taylor	3	0	0	0	.000	3	8	.375	1	0	11	1000	9	0	1000	11	0	0	0	0	1.0
14	Duello, Madison	3	0	0	0	.000	0	0	.000	0	1	8	.875	0	0	.000	1	0	0	0	0	0.0
Totals		3	41	14	110	.245	40	109	.367	4	3	73	.959	51	0	1000	43	1	22	1	0	57.0

Team Attack By Set

Set	K	E	TA	Pct	Sideout	Pct
1	13	3	37	.270	13-21	61%
2	16	4	36	.333	14-16	87%
3	12	7	37	.135	13-20	64%
					40-57	70%

Site: Madison, Wis. (UW Field House)

Date: Oct 04, 2015 Attend: 5609 Time: 1:28

Referees: Julie Voeck, Dennis Bergstedt

Tie scores
Lead changes

1 2 3 Total
4 2 2 8
4 1 1 6

Match 15: #16 Wisconsin 3, Rutgers 0

Oct. 9 • College Ave. Gym • New Brunswick, N.J.

#	Wisconsin	ATTACK				SET		SERVE		RECEIVE		BLOCK				Points						
		S	K	E	TA	Pct	Ass	TA	Pct	SA	SE	TA	Pct	O	RE		Pct	Dig	BS	BA	BE	BHE
1	Carlini, Lauren	3	3	0	7	.429	31	66	.470	0	1	8	.875	0	0	.000	2	1	2	0	0	5.0
3	Gillis, Lauryn	3	8	0	16	.500	1	1	1000	0	3	10	.700	3	0	1000	5	0	3	0	0	9.5
4	Bates, Kelli	3	8	2	21	.286	1	2	.500	1	0	8	1000	14	1	.933	6	1	1	0	0	10.5
7	MacDonald, Amber	3	0	0	0	.000	0	2	.000	1	1	14	.929	5	0	1000	10	0	0	0	0	1.0
11	Williams, Tionna	3	6	1	14	.357	0	0	.000	0	0	0	.000	0	0	.000	0	6	0	0	0	9.5
13	Nelson, Haleigh	3	6	0	12	.500	1	3	.333	2	0	10	1000	1	0	1000	1	0	3	0	0	9.0
2	Kriskova, Romana	3	4	1	10	.300	0	0	.000	0	1	3	.667	0	0	.000	3	0	3	0	0	5.5
5	Smith, Maddle	2	0	0	0	.000	0	0	.000	0	0	2	1000	0	0	.000	0	0	0	0	0	0.0
6	Morey, Taylor	3	0	0	0	.000	0	1	.000	3	1	18	.944	13	1	.929	9	0	0	0	0	3.0
12	Saunders, Julia	1	0	0	0	.000	0	0	.000	0	0	0	.000	0	0	.000	0	0	0	0	0	0.0
14	Duello, Madison	1	1	0	1	1.000	0	0	.000	0	0	0	.000	0	0	.000	0	0	0	0	0	1.0
Totals		3	36	4	81	.395	34	75	.453	7	7	73	.904	36	2	.947	36	2	18	1	0	54.0

Match 17: #11 Minnesota 3, #15 Wisconsin 2

Oct. 14 • UW Field House • Madison, Wis.

#	Minnesota	ATTACK				SET		SERVE			RECEIVE		BLOCK				Points				
		S	K	E	TA	Pct	Ass	TA	Pct	SA	SE	TA	Pct	O	RE	Pct		Dig	BS	BA	BE
1	Santana, Daly	5	20	9	68	.162	1	4	.250	2	3	16	.812	24	1	.960	15	0	1	0	22.5
4	Tapp, Paige	5	10	8	37	.054	0	2	.000	0	1	18	.944	4	0	.000	5	0	6	1	13.0
5	Goehner, Alyssa	5	0	1	9	-.111	3	6	.500	0	1	3	.667	18	0	.000	12	0	0	0	0.0
7	Tapp, Hannah	5	8	5	27	.111	0	2	.000	0	0	0	.000	5	0	.000	1	0	8	0	12.0
11	Seliger-Swenson, S	5	3	0	5	.600	45	148	.304	0	0	18	.000	0	2	.000	14	0	4	0	5.0
13	Lohman, Molly	5	5	1	7	.571	0	1	.000	0	0	0	.000	0	0	.000	0	0	8	1	9.0
2	Handley, Erica	1	0	0	0	.000	0	0	.000	0	0	1	.000	0	0	.000	0	0	0	0	0.0
3	Schau, Katie	5	1	0	1	1.000	0	2	.000	0	0	17	.000	0	0	.000	8	0	0	0	1.0
6	Beal, Maddie	1	0	0	0	.000	0	0	.000	0	0	0	.000	0	0	.000	0	0	0	0	0.0
8	Wilhite, Sarah	5	9	3	34	.176	0	0	.000	0	1	10	.900	23	0	.000	8	0	3	0	10.5
17	Rosado, Dalianliz	5	0	1	2	-.500	3	20	.150	2	2	18	.889	20	0	.000	17	0	0	0	2.0
Totals		5	56	28	190	.147	52	185	.281	4	8	101	.921	94	3	.969	80	0	30	2	75.0

Team Attack By Set

Set	K	E	TA	Pct	Sideout	Pct
1	8	6	43	.047	10-24	41%
2	15	6	46	.196	14-25	56%
3	11	3	31	.258	12-16	75%
4	16	12	55	.073	11-26	42%
5	6	1	15	.333	9-11	81%
56-102						54%

TOTAL TEAM BLOCKS: 15.0

SET SCORES

Minnesota (3)
Wisconsin (2)

1 2 3 4 5
11 26 25 24 15
25 24 16 26 11

Team Records:
14-3, 6-1
12-5, 4-3

#	Wisconsin	ATTACK				SET		SERVE			RECEIVE		BLOCK				Points					
		S	K	E	TA	Pct	Ass	TA	Pct	SA	SE	TA	Pct	O	RE	Pct		Dig	BS	BA	BHE	
1	Carlini, Lauren	5	4	0	10	.400	54	143	.378	0	2	18	.889	0	0	.000	21	0	3	0	1	5.5
3	Gillis, Lauryn	5	13	8	47	.106	0	6	.000	0	1	11	.909	2	0	.000	14	0	3	0	0	14.5
4	Bates, Kelli	5	17	13	54	.074	2	8	.250	0	2	13	.846	27	1	.964	12	0	4	0	0	19.0
7	MacDonald, Amber	5	0	0	0	.000	2	4	.500	0	0	18	.000	26	3	.897	12	0	0	0	0	0.0
11	Williams, Tionna	5	7	6	27	.037	1	2	.500	0	0	0	.000	0	0	.000	0	0	7	0	0	10.5
13	Nelson, Haleigh	5	12	2	23	.435	1	6	.167	2	0	23	.000	0	0	.000	3	0	5	1	0	16.5
2	Kriskova, Romana	5	10	5	25	.200	0	0	.000	0	0	0	.000	1	0	.000	1	0	2	0	0	11.0
6	Morey, Taylor	5	0	0	1	.000	2	19	.105	1	0	19	.000	34	0	.000	24	0	0	0	0	1.0
Totals		5	63	34	187	.155	62	188	.330	3	5	102	.951	89	4	.957	87	0	24	1	1	78.0

Team Attack By Set

Set	K	E	TA	Pct	Sideout	Pct
1	16	3	36	.361	11-12	91%
2	15	8	47	.149	13-25	51%
3	9	11	37	-.054	12-25	47%
4	14	7	46	.152	11-24	45%
5	9	5	21	.190	9-15	60%
56-101						55%

TOTAL TEAM BLOCKS: 12.0

Site: Madison, Wis. (UW Field House)
Date: Oct 14, 2015 Attend: 4808 Time: 2:35
Referees: Devonie McLarty, Julie Voeck

1 2 3 4 5 Total
Tie scores 2 5 1 11 3 22
Lead changes 1 2 1 6 1 11

Match 18: #11 Minnesota 3, #15 Wisconsin 1

Oct. 17 • Sports Pavilion • Minneapolis, Minn.

#	Wisconsin	ATTACK				SET		SERVE		RECEIVE		BLOCK				Points						
		S	K	E	TA	Pct	Ass	TA	Pct	SA	SE	TA	Pct	O	RE		Pct	Dig	BS	BA	BHE	
1	Carlini, Lauren	4	4	0	11	.364	49	66	.742	0	0	12	.000	0	0	.000	21	0	4	1	0	6.0
3	Gillis, Lauryn	4	20	4	52	.308	1	7	.143	0	0	0	.000	2	0	.000	8	0	0	0	0	20.0
4	Bates, Kelli	4	5	7	33	-.061	1	23	.043	1	1	14	.929	32	3	.914	12	0	4	2	1	8.0
7	MacDonald, Amber	4	0	0	0	.000	0	12	.000	1	2	17	.882	14	1	.933	9	0	0	0	0	1.0
11	Williams, Tionna	4	12	2	22	.455	0	2	.000	0	0	0	.000	0	0	.000	1	1	5	1	1	15.5
13	Nelson, Haleigh	4	6	1	23	.217	0	1	.000	0	2	12	.833	0	0	.000	1	0	5	0	0	8.5
2	Kriskova, Romana	4	10	3	27	.259	0	2	.000	0	0	0	.000	2	0	.000	2	0	2	0	0	11.0
6	Morey, Taylor	4	1	1	3	.000	5	38	.132	1	0	15	.000	34	2	.944	25	0	0	0	0	2.0
14	Duettlo, Madison	4	0	0	1	.000	0	1	.000	0	1	18	.944	0	0	.000	1	0	0	0	0	0.0
Totals		4	58	18	172	.233	56	152	.368	3	6	88	.932	82	6	.932	80	1	20	4	2	72.0

Team Attack By Set

Set	K	E	TA	Pct	Sideout	Pct
1	16	5	27	.407	16-24	66%
2	15	5	55	.182	15-25	60%
3	17	3	40	.350	15-19	78%
4	10	5	50	.100	14-25	56%
60-93						64%

SET SCORES

Wisconsin (1)
Minnesota (3)

TOTAL TEAM BLOCKS: 11.0

1 2 3 4 Team Records:
20 23 25 19 12-6, 4-4 Big Ten
25 25 19 25 15-3, 7-1 Big Ten

#	Minnesota	S	ATTACK			SET		SERVE			RECEIVE		BLOCK				Points				
			K	E	TA	Pct	Ass	TA	Pct	SA	SE	TA	Pct	O	RE	Pct		Dig	BS	BA	BHE
1	Santana, Daly	4	21	8	57	.228	1	18	.056	3	2	18	.889	12	0	.000	17	0	0	0	24.0
3	Schau, Katie	4	0	0	1	.000	0	6	.000	0	1	12	.917	0	0	.000	8	0	0	0	0.0
4	Tapp, Paige	4	11	2	22	.409	1	4	.250	0	1	13	.923	1	0	.000	5	0	2	1	12.0
5	Goehner, Alyssa	4	2	0	4	.500	1	12	.083	0	0	1	.000	14	0	.000	7	0	0	0	2.0
7	Tapp, Hannah	4	9	4	23	.217	2	4	.500	0	0	0	.000	0	0	.000	3	0	4	1	11.0
11	Seliger-Swenson, S	4	2	1	6	.167	51	63	.810	0	1	17	.941	1	0	.000	14	0	2	0	3.0
8	Wilhite, Sarah	4	8	4	38	.105	0	6	.000	3	0	17	.000	13	1	.929	9	1	1	0	12.5
13	Lohman, Molly	4	8	2	18	.333	0	0	.000	0	0	0	.000	0	0	.000	4	0	4	0	10.0
17	Rosado, Dalianliz	4	0	0	1	.000	3	36	.083	0	0	15	.000	38	2	.950	19	0	0	0	0.0
Totals		4	61	21	170	.235	59	149	.396	6	5	93	.946	79	3	.963	86	1	13	2	74.5

Team Attack By Set

Set	K	E	TA	Pct	Sideout	Pct
1	17	2	28	.536	17-21	80%
2	16	8	57	.140	15-23	65%
3	11	5	40	.150	15-25	60%
4	17	6	45	.244	14-19	73%
61-88						69%

Site: Minneapolis, MN (Sports Pavilion)
Date: Oct 17, 2015 Attend: 5597 Time: 1:57
Referees: William Stanley, Todd Karolczak

1 2 3 4 Total
Tie scores 6 8 1 4 19
Lead change 2 3 1 3 9

2015 Wisconsin Badgers



1

LAUREN CARLINI
6-1 • Jr. • S
Aurora, Ill.



2

ROMANA KRISKOVA
6-2 • RS Jr. • OH
Bratislava, Slovakia



3

LAURYN GILLIS
6-1 • So. • OH
New Castle, Ind.



4

KELLI BATES
5-11 • So. • OH
Bradley, Ill.



5

MADDIE SMITH
6-1 • Fr. • DS/OH
St. Germain, Wis.



6

TAYLOR MOREY
5-5 • Sr. • L
Muncie, Ind.



7

AMBER MACDONALD
5-4 • Fr. • DS
Alpharetta, Ga.



9

HANNAH JULEY
5-10 • Fr. • S
LaGrange, Ill.



10

TORI BLAKE
6-3 • Jr. • MB
Midland, Mich.



11

TIONNA WILLIAMS
6-2 • Fr. • MB
Fort Wayne, Ind.



12

JULIA SAUNDERS
6-3 • Fr. • OH/RS
LaGrange, Ill.



13

HALEIGH NELSON
6-4 • Jr. • MB
Cary, N.C.



14

MADISON DUELLO
6-3 • Fr. • OH
Kansas City, Mo.




15

JORDAN ROBBINS
5-11 • RS So. • S
Rancho Santa Fe, Calif.



KELLY SHEFFIELD
UW Record: 71-19 (3rd yr.)
Career Record: 344-131 (15th yr.)



BRITTANY DILDINE
Assistant Coach (3rd year)



GARY WHITE
Assistant Coach (3rd year)



MEGAN CAMPBELL
Volunteer Assistant Coach
(1st year)



JESSICA WILLIAMS
Director of Operations
(3rd year)