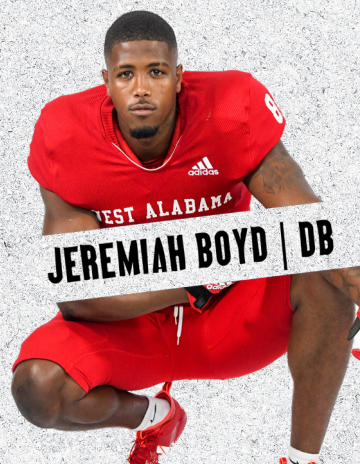

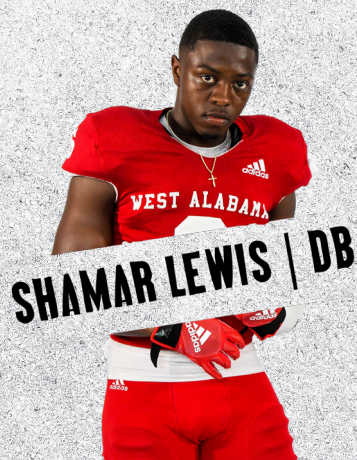





UWA TIGERS



2021 WEST ALABAMA FOOTBALL RECORD BOOK

BE THE BEST

2021 FOOTBALL SCHEDULE



MOREHOUSE
SEPT 6 | 6 PM
(FAMILY DAY)

TUSKEGEE
SEPT 11 | 1 PM

NORTH AMERICAN
SEPT 16 | 6 PM

MISSISSIPPI COLLEGE*
SEPT 25* | 7 PM

WEST GEORGIA*
OCT 2 | 6 PM

SHORTER*
OCT 9 | NOON

VALDOSTA STATE*
OCT 16 | 1 PM
(HALL OF FAME DAY)

DELTA STATE*
OCT 23 | 4 PM
(HOMECOMING)

NORTH GREENVILLE*
OCT 30 | 1 PM

WEST FLORIDA*
NOV 6 | 1 PM

MISSISSIPPI COLLEGE
NOV 13 | 1 PM
(SENIOR NIGHT)



Red - Home Games
* All times in CST

* - Gulf South Conference Games
* Dates and times subject to change





QUICK GLANCE

Location: Livingston, Ala. 35470
Founded: 1835
Enrollment: 4,000
Stadium: Tiger Stadium (7,000)
Affiliations: NCAA Division III, Gulf South Conference (GSC)
Head Coach: Brett Gilliland
Record: 45-26 (8th Season)
President: Ken Tucker
Athletic Director: Kent Tucker
Faculty Athletic Representative: Micky Smith
School Postseason Record: 4-6
Spring 2021 Record: 2-0
Spring 2021 GSC Record: N/A
2019 Record: 6-5
2019 GSC Record: 3-5
Spring 2021: 2-0 (abbreviated due to the pandemic)
Returning Lettermen:
Lettermen Lost:
 Offense: Multiple
 Defense: Multiple
Colors: Red & White
Athletic Phone: 205-652-3784

FOOTBALL HISTORY

First Year of Football: 1938
All-Time Record: 328-431-18
All-Time GSC Record: 237-286-6
GSC Titles: 1971, 2012, 2013, 2017
NCAA Playoff Appearances: 6
NCAA Playoff Record: 4-6
Last Playoff Appearance: 2018 Lost at Bowie, 1st Round
National Titles Won: 1 (NAIA '71)
GSC TV Game of the Week Record: 20-16

STARTERS RETURNING

STARTERS RETURNING (2019)

Defense: 4
Offense: 6
Specialty: 1
Total: 11

STARTER LOST:

Defense: 7
Offense: 5
Specialty: 3
Total: 15

ATHLETIC COMMUNICATIONS

Director of Athletic Communications: Jenae Jones (FB Contact)
Office Phone: 205-652-3719
Mobile: 601-622-5201
Email: ejjones@uwa.edu
Website: UWAAthletics.com
Mailing Address:
 Athletic Communications
 UWA Station 5
 Livingston, AL 35470

Assistant Director: Jordan Allison
Email: jallison@uwa.edu
Office: 205-652-3772

Graduate Assistant: Mark Gilliam
Email: gilliamm@uwa.edu

Tiger Stadium Press Box
Phone: 205-652-5425

COACHING STAFF

Head Coach: Brett Gilliland (West Alabama, 2004)
Offensive Coordinator/Quarterbacks: Don Bailey (Portland State, 1991)
Defensive Coordinator/Linebackers: Steve Sisa (Virginia Tech, 2001)
Director of Football Operations: Dave Terry (Temple, 2002)
Wide Receivers/Special Teams: Carmen Felus (Western Maryland, 1995)
Tight Ends: David Thornton (Alabama-Birmingham, 1995)
Offensive Line: Devin Myers (West Alabama, 2016)
Defensive Line: Roberto Pinilla (West Georgia, 1997)
Defensive Backs: Kevie Thompson (Southern Miss, 2010)
Running Back Coach: Nate Harris (Western Carolina, 2012)
Special Assistant: Ryan Cram
Defensive Graduate Assistant: Keeon Shaw (Liberty '15)
Defensive Graduate Assistant: Stefond Davis (UWA '20)
Offensive Graduate Assistant: Quay Boyd (UWA '20)
Offensive Graduate Assistant: Alex Boling (UWA '20)



TEAM INFORMATION

RETURNING DEFENSIVE STARTERS (2019):

No.	Name	Pos.	HT.	WT.	Class-EXP	Hometown/Previous School
8	Jeremiah Boyd	DB	6-1	160	Sr-2L	Lena, Miss. (Northeast Mississippi CC)
4	Michael Anderson	LB	6-0	206	Sr-2L	Chatom, Ala. (Washington County HS)
5	Undraez Lilly	DE	6-0	251	Sr-2L	Montevallo, Ala. (Montevallo HS)
21	Josh Hatcher	LB	6-0	192	Sr-2L	Roanoke, Ala. (Handley HS)

RETURNING OFFENSIVE STARTERS (2019):

No.	Name	Pos.	HT.	WT.	Class-EXP	Hometown/Previous School
89	Bayley Blanchard	WR	6-1	184	Sr-3L	Centre, Ala. (Piedmont HS)
72	Joe Oliver	OG	6-4	320	Sr-2L	New Orleans, La. (Blinn CC)
50	Fabion Jones	OG	6-2	331	Sr-2L	Brewton, Ala. (Trinity Valley CC)
1	Deyon Hill	WR	5-7	171	Sr-2L	Russellville, Ala. (Russellville HS)
3	Derrick Underwood	RB	5-10	183	Sr-2L	Homewood, Ala. (Homewood HS)
7	Jack McDaniels	QB	6-2	215	Sr-1L	Lorton, Va. (Delaware State)

STARTERS LOST:

Name	Pos.	HT.	WT.	Class-EXP
Brandon Anderson	OL	6-4	315	Sr-4L
Qua Boyd	TE	6-5	245	Sr-3L
Call Dyer	C	6-4	357	Sr-3L
Trey Elston	DB	6-2	175	So-2L
Tavarius Hutchinson	DB	5-10	170	Sr-4L
Terrence Jones	DE	6-3	226	Sr-3L
Jordan Jones	LB	6-2	234	Sr-4L
Jurmorris McMillon	WR	5-9	180	Jr-2L
Corey Proctor	LB	5-9	215	Jr-1L
Kornelius Rogers	OL	6-4	272	Sr-2L
Christian Saulsberry	WR	5-8	188	Sr-2L
Sid Thurmond	WR	5-5	155	Sr-3L
Camarcus Williams	DL	6-1	271	Sr-4L
Xavier Williamson	DB	6-0	180	Sr-2L

Returning Statistical Leaders (2019)

RUSHING:	ATT.	YDS	AVG.	TDS
Derrick Underwood	135	667	4.9	8

PASSING:	ATT.	COMP	INT	TDS	YDS	PCT.
Jack McDaniels	310	196	9	17	2,330	63.2

RECEIVING	REC	YARDS	AVG	AVG/GAME	TDS
Bayley Blanchard	53	697	13.2	63.4	6
Tyriq Martin	44	535	12.2	48.6	5
Derrick Underwood	22	108	4.9	9.8	0

TACKLES	TOTAL	SOLO	ASST.	INT	SACKS	TFL (YDS)
Undraez Lilly	49	23	26	-	3.5	6.5 (33)
Jeremiah Boyd	47	28	19	1	-	3.0 (5)
Michael Anderson	14	9	5	-	-	1.5 (2)



2021 TIGER FOOTBALL NUMERICAL ROSTER

No.	First Name	Last Name	Pos.	CL.	HT.	WT.	Hometown	Previous School
0	Rashard	Revels	DB	Jr.	5-10	175	Moultrie, Ga.	UAB
1	Deyon	Hill	WR	Gr.	5-7	171	Russellville, Ala.	Russellville
1	Cole	McCarty	QB	Fr.	6-1	191	Centreville, Ala.	Bibb County HS
1	Terrance	Newell	DB	Sr.	6-3	179	Clinton, Miss.	Mississippi Gulf Coast CC
2	Sedevyn	Gray	DB	Sr.	6-0	182	Puckett, Miss.	Mississippi Valley State
2	Greg	McConico Jr.	WR	R-So.	5-11	177	Montgomery, Ala.	Carver
3	Schdarren	Archie	DB	Sr.	6-2	200	Brandon, Miss.	University of Louisiana
3	Derrick	Underwood	RB	Gr.	5-10	183	Homewood, Ala.	Homewood
4	Michael	Anderson	LB	Sr.	6-0	206	Chatom, Ala.	Washington County
4	James	Smith, III	RB	Gr.	5-8	161	Canton, Miss.	East Central CC
5	Demetrius	Battle	RB	Sr.	6-2	240	Birmingham, Ala.	John Carrol
5	Undraez	Lilly	DE	Gr.	6-0	251	Montevallo, Ala.	Montevallo
6	Shamar	Lewis	DB	Jr.	5-11	178	Dixon Mills, Ala.	Sweetwater
6	Marco	Mastin	WR	R-So.	6-1	182	Sulligent, Ala.	Sulligent
7	Jack	McDaniels	QB	Gr.	6-2	215	Lorton, Va.	Delware State
7	Christopher	Terrell	DE	Gr.	6-3	270	Pensacola, Fla.	Central Arkansas
8	Jackson	Abott	QB	Fr.	6-4	186	Maplesville, Ala.	Maplesville HS
8	Jeremiah	Boyd	DB	Gr.	6-1	190	Lena Miss.	Northeast CC
8	Tyriq	Martin	WR	Sr.	6-3	183	Goose Creek, S.C.	Palmetto Prep
9	Reginald	Davenport	RB	Sr.	5-8	190	Orange, S.C.	Georgia Military
9	Lamar	Gray	LB	R-So.	6-1	202	Vicksburg, Miss.	Co-Lin CC
10	Gavin	Griffin	QB	Jr.	6-2	190	Southside, Ala.	Southside
10	Josh	Hatcher	LB	Gr.	6-0	192	Roanoke, Ala.	Handley
11	Jake	Corkren	QB	So.	6-2	215	Northport, Ala.	Northside
11	DeMario	Mays	DB	Sr.	6-0	180	Flora, Miss.	Northwest Mississippi CC
12	Trevon	Stanford	LB	R-So.	6-3	200	Manchester, Ga.	UT Chattanooga
13	Hunter	Kilpatrick	RB	Fr.	5-6	152	Florence, Ala.	Mars Hill Bible School
13	Darius	Nalls	WR	R-So.	6-2	188	Fayette Ala.	Austin Peay
14	Griffin	McKenzie	WR	Jr.	5-8	160	Monroeville, Ala.	Monroe Academy
15	Shaquiel	Hood	DB	R-So.	6-0	182	Birmingham, Ala.	Hoover
15	Dalton	McKenzie	WR	Jr.	5-10	160	Bermuda, Ala.	Monroe Academy
16	Owen	Harper	TE	Sr.	6-5	240	Lumberston, Miss.	Southwest Mississippi CC
17	Bishop	Breaux	LB	Gr.	6-1	225	Rayne, La.	Northwestern State
18	Kevin	Butchers	PK	So.	5-7	160	Miami, Fla.	Southridge
19	Ricky	Chatman	LB	Gr.	6-0	235	Baton Rouge, La.	Northwestern State
20	Caeleb	Bass	TE	Jr.	6-5	200	St. Cloud, Fla.	Concord University
21	Timmie	Gibson, Jr.	WR	Gr.	5-7	150	Tuscaloosa, Ala.	Troy
22	Terrance	Carter	DB	Gr.	5-10	175	Newnan, Ga.	Georgia Military
22	Tyler	Smith	RB	Fr.	5-9	183	Tuscaloosa, Ala.	Hillcrest
23	Dorian	Weaver	LB	Fr.	6-2	215	Mount Vernon, Ala.	Cironelle HS
24	Cordell	Plott	DB	Jr.	5-9	165	Auburn, Ala.	Auburn
25	Collin	Herring	LS	Jr.	5-10	225	Gordo, Ala.	Gordo
26	Michael	McGregor	DB	Fr.	6-0	198	Sylacauga, Ala.	Talladega HS
27	Nickolas	Ellis	DB	R-Fr.	5-10	170	Mobile, Ala.	Mobile Christian
28	Jaylon	Webster	CB	Fr.	5-11	173	Enterprise, Ala.	Enterprise HS
29	Tre'Darion	Walker	DB	Jr.	6-1	180	Fayette Ala.	Fayette County HS
30	Tyrrell	Mayberry	DL	Fr.	5-11	209	Gordo, Ala.	Gordo HS
31	Ta'Bryious	Webb	RB	So.	5-11	183	Dothan, Ala.	Dothan
32	Charvez	Embry	DT	Gr.	6-3	286	Eupora, Miss.	Holmes CC
33	Jaden	Tuck	LB	Jr.	6-3	192	Alexander City, Ala.	Benjamin Russell
34	Jameel	Richardson	DB	Fr.	6-0	196	Theodore, Ala.	Theodore HS
35	Devonte	Harris	DB	Fr.	6-0	171	Pritchard, Ala.	Vigor HS
36	Aydan	Adams	DB	Fr.	5-10	156	Grand Bay, Ala.	Alma Bryant HS
37	Jaden	Taylor	DB	Fr.	5-10	192	Montgomery, Ala.	Park Crossing HS
38	Spencer	Romero	PK	Sr.	6-1	169	Brookhaven, Miss.	Mississippi Delta CC
39	Issac	Williams	DB	Fr.	6-0	174	Mobile, Ala.	Murphy HS
40	Trevonte	Carter	DE	Sr.	6-1	211	Gadsden, Ala.	Gadsden City
41	Kory	McCoy	LB	So.	6-0	190	Opelika, Ala.	Opelika
42	Hunter	Veal	LS	Jr.	6-3	210	Phil Campbell, Ala.	North West Shoals CC
43	Zhivago	McNeil	LB	Fr.	5-11	198	Mobile, Ala.	Mobile Christian
44	Davonchae	Bryant	DE	Sr.	6-7	295	Pensacola, Fla.	Central Florida
45	Colten	Adam	LS	GR	5-7	170	Santa Maria, Calif.	Trinity University
46	Joseph	Johnson	LB	Jr.	6-0	215	Vicksburg, Miss.	Coahoma CC
47	Latrell	Hatten	TE	Sr.	6-0	210	Quitman, Miss.	Faulkner
48	Cameron	Bonner	DB	R-So.	6-0	151	Trussville, Ala.	Springville
49	Orlandis	Weeks					Montevallo, Ala.	
50	Fabion	Jones	OG	Gr.	6-2	331	Brewton, Ala.	Trinity Valley CC
51	Michael	Roland	C	Gr.	6-3	300	Laporte, Ind.	College of the Desert
52	Darrius	Elias	DT	Fr.	6-0	258	Phenix City, Ala.	Central HS
53	Bo	Berens	LB	So.	6-0	193	Gulf Breeze, Fla.	Gulf Breeze
54	Steven	White	DL	So.	6-3	250	Lincoln, Ala.	Lincoln
56	Colby	Golson	OL	Fr.	6-5	339	Wetumpka, AL	Wetumpka HS
58	Dekota	Welker	DT	Sr.	5-11	245	Excel, Ala.	Excel
60	Gabriel	Dunkle	PK	Sr.	5-10	180	Glendora Calif.	Mount San Antonio College
61	Joe	Malone	OL	Fr.	6-1	278	Tuscaloosa, Ala.	Northside HS



2021 TIGER FOOTBALL NUMERICAL ROSTER

62	Stuart	Mixon	OL	Gr.	6-2	333	Canton, Ga.	Creekview
63	Damien	Lawry	OL	Fr.	6-3	298	Alexander City, Ala.	Benjamin Russell
64	Corbin	Lewis	OL	Jr.	6-6	280	Jayess, Miss.	Pearl River CC
65	Brandon	Kirksey	OT	Fr.	6-5	350	Oxford, Ala.	Oxford HS
66	Delvin	Salter	OL	Jr.	6-4	316	Horn Lake, Miss.	Austin Peay
67	Jared	Averette	OG	Jr.	6-2	290	Brent, Ala.	Bibb County
68	Matt	Whitman	C	Jr.	6-2	285	Millbrook, Ala.	Stanhope Elmore
69	Jerry	Betha	DL	Fr.	6-2	275	Fairhope, Ala.	Fairhope HS
70	Aaron	Ferguson	OG	Gr.	6-6	335	Cleveland, Miss.	Mississippi Delta CC
71	Kordell	Watts	C	Gr.	6-3	280	Vicksburg, Miss.	Tennessee-Martin
72	Joe	Oliver	OG	Gr.	6-4	320	New Orleans, La.	Blinn CC
74	Jalen	Gardner	OT	Sr.	6-3	313	Millport, Ala.	South Lamar
75	Mike	Faulkner	OT	Gr.	6-4	292	Lawrenceville, Ga.	James Madison
79	Caleb	Lyles	OL	Fr.	6-3	316	Fyffe, Ala.	Fyffe HS
80	Qunzaverius	Pickens	WR	So.	6-0	197	York, Ala.	Sumter Central
81	Kristopher	Binion	WR	So.	6-2	170	Tuscaloosa, Ala.	Hillcrest
82	Justin	Ellis	TE	R-So.	6-4	212	Orlando, Fla.	Florida Tech
83	Kadin	Anderson	WR	R-So.	6-0	200	Millbrook, Ala.	Stanhope Elmore
84	Elijah	Spivey	WR	Fr.	6-2	185	Alexander City, Ala.	Benjamin Russell
85	JaQuan	Webb	WR	Fr.	6-1	200	Oxford, Ms.	Ole Miss
86	Dearrius	Nelson	WR	Fr.	6-0	170	Birmingham, Ala.	Huffman HS
88	Silas	Thompson	WR	So.	6-3	185	Piemont, Ala.	Piedmont
89	Bayley	Blanchard	WR	Gr.	6-1	184	Centre, Ala.	Piedmont
90	Michael	Sharpley	DL		5-11	268	Decatur, Ala.	Kennesaw State
91	Leonard	Gregg	DT	Fr.	6-2	253	Auburn, Ala.	Auburn HS
92	Trey	Sullivan	PK	So.	5-8	161	Leroy, Ala.	Leroy HS
94	Jamarvis	Turner	DL	So.	6-1	285	Pensacola, Fla.	Pensacola Catholic
95	Austen	Cosby	DL	R-So.	6-3	233	Tuscaloosa, Ala.	Tuscaloosa County
96	Trevon	Lambert	DL	So.	6-2	215	Atmore, Ala.	Escambia County
98	Rakeem	Terry	DT	Gr.	6-1	280	Homestead, Fla.	Bethune Cookman
99	Terrance	Monroe	DT	Sr.	6-3	330	Petal, Miss.	Pearl River CC

Coach	Title
Brett Gilliland	Head Football Coach
Don Bailey	Offensive Coordinator/ QBs
Carmen Felus	Wide Receivers/Special Teams
Dave Terry	Director of Football Operations
David Thornton	Tight Ends
Devin Myers	Offensive Line
Nate Harris	Running Backs
Steve Sisa	Defensive Coordinator/ Linebackers
Roberto Pinilla	Defensive Line
Kevie Thompson	Defensive Backs
Keeon Shaw	Defensive Graduate Assistant
Stefond Davis	Defensive Graduate Assistant
Qua Boyd	Offensive Graduate Assistant
Alex Boling	Offensive Graduate Assistant
Ryan Cram	Hype Coach
Olivia Sabo, MS, ATC	Athletic Trainer





2021 TIGER FOOTBALL ALPHABETICAL ROSTER

No.	First Name	Last Name	Pos.	CL.	HT.	WT.	Hometown	Previous School
8	Jackson	Abott	QB	Fr.	6-4	186	Maplesville, Ala.	Maplesville HS
45	Colten	Adam	LS	GR	5-7	170	Santa Maria, Calif.	Trinity University
36	Aydan	Adams	DB	Fr.	5-10	156	Grand Bay, Ala.	Alma Bryant HS
4	Michael	Anderson	LB	Sr.	6-0	206	Chatom, Ala.	Washington County
83	Kadin	Anderson	WR	R-So.	6-0	200	Millbrook, Ala.	Stanhope Elmore
3	Schdarren	Archie	DB	Sr.	6-2	200	Brandon, Miss.	University of Louisiana
67	Jared	Averette	OG	Jr.	6-2	290	Brent, Ala.	Bibb County
20	Caeleb	Bass	TE	Jr.	6-5	200	St. Cloud, Fla.	Concord University
5	Demetrius	Battle	RB	Sr.	6-2	240	Birmingham, Ala.	John Carrol
53	Bo	Berens	LB	So.	6-0	193	Gulf Breeze, Fla.	Gulf Breeze
69	Jerry	Bethea	DL	Fr.	6-2	275	Fairhope, Ala.	Fairhope HS
81	Kristopher	Binion	WR	So.	6-2	170	Tuscaloosa, Ala.	Hillcrest
89	Bayley	Blanchard	WR	Gr.	6-1	184	Centre, Ala.	Piedmont
48	Cameron	Bonner	DB	R-So.	6-0	151	Trussville, Ala.	Springville
8	Jeremiah	Boyd	DB	Gr.	6-1	190	Lena Miss.	Northeast CC
17	Bishop	Breaux	LB	Gr.	6-1	225	Rayne, La.	Northwestern State
44	Davonchae	Bryant	DE	Sr.	6-7	295	Pensacola, Fla.	Central Florida
18	Kevin	Butchers	PK	So.	5-7	160	Miami, Fla.	Southridge
22	Terrance	Carter	DB	Gr.	5-10	175	Newnan, Ga.	Georgia Military
40	Trevonte	Carter	DE	Sr.	6-1	211	Gadsden, Ala.	Gadsden City
19	Ricky	Chatman	LB	Gr.	6-0	235	Baton Rouge, La.	Northwestern State
11	Jake	Corkren	QB	So.	6-2	215	Northport, Ala.	Northside
95	Austen	Cosby	DL	R-So.	6-3	233	Tuscaloosa, Ala.	Tuscaloosa County
9	Reginald	Davenport	RB	Sr.	5-8	190	Orange, S.C.	Georgia Military
60	Gabriel	Dunkle	PK	Sr.	5-10	180	Glendora Calif.	Mount San Antonio College
52	Darius	Elias	DT	Fr.	6-0	258	Phenix City, Ala.	Central HS
27	Nickolas	Ellis	DB	R-Fr.	5-10	170	Mobile, Ala.	Mobile Christian
82	Justin	Ellis	TE	R-So.	6-4	212	Orlando, Fla.	Florida Tech
32	Charvez	Embry	DT	Gr.	6-3	286	Eupora, Miss.	Holmes CC
75	Mike	Faulkner	OT	Gr.	6-4	292	Lawrenceville, Ga.	James Madison
70	Aaron	Ferguson	OG	Gr.	6-6	335	Cleveland, Miss.	Mississippi Delta CC
74	Jalen	Gardner	OT	Sr.	6-3	313	Millport, Ala.	South Lamar
21	Timmie	Gibson, Jr.	WR	Gr.	5-7	150	Tuscaloosa, Ala.	Troy
56	Colby	Golson	OL	Fr.	6-5	339	Wetumpka, AL	Wetumpka HS
2	Sedevyn	Gray	DB	Sr.	6-0	182	Puckett, Miss.	Mississippi Valley State
9	Lamar	Gray	LB	R-So.	6-1	202	Vicksburg, Miss.	Co-Lin CC
91	Leonard	Gregg	DT	Fr.	6-2	253	Auburn, Ala.	Auburn HS
10	Gavin	Griffin	QB	Jr.	6-2	190	Southside, Ala.	Southside
16	Owen	Harper	TE	Sr.	6-5	240	Lumberston, Miss.	Southwest Mississippi CC
35	Devonte	Harris	DB	Fr.	6-0	171	Pritchard, Ala.	Vigor HS
10	Josh	Hatcher	LB	Gr.	6-0	192	Roanoke, Ala.	Handley
47	Latrell	Hatten	TE	Sr.	6-0	210	Quitman, Miss.	Faulkner
25	Collin	Herring	LS	Jr.	5-10	225	Gordo, Ala.	Gordo
1	Deyon	Hill	WR	Gr.	5-7	171	Russellville, Ala.	Russellville
15	Shaquiel	Hood	DB	R-So.	6-0	182	Birmingham, Ala.	Hoover
46	Joseph	Johnson	LB	Jr.	6-0	215	Vicksburg, Miss.	Coahoma CC
50	Fabion	Jones	OG	Gr.	6-2	331	Brewton, Ala.	Trinity Valley CC
13	Hunter	Kilpatrick	RB	Fr.	5-6	152	Florence, Ala.	Mars Hill Bible School
65	Brandon	Kirksey	OT	Fr.	6-5	350	Oxford, Ala.	Oxford HS
96	Trevon	Lambert	DL	So.	6-2	215	Atmore, Ala.	Escambia County
63	Damien	Lawry	OL	Fr.	6-3	298	Alexander City, Ala.	Benjamin Russell
6	Shamar	Lewis	DB	Jr.	5-11	178	Dixon Mills, Ala.	Sweetwater
64	Corbin	Lewis	OL	Jr.	6-6	280	Jayess, Miss.	Pearl River CC
5	Undraez	Lilly	DE	Gr.	6-0	251	Montevallo, Ala.	Montevallo
79	Caleb	Lyles	OL	Fr.	6-3	316	Fyffe, Ala.	Fyffe HS
61	Joe	Malone	OL	Fr.	6-1	278	Tuscaloosa, Ala.	Northside HS
8	Tyriq	Martin	WR	Sr.	6-3	183	Goose Creek, S.C.	Palmetto Prep
6	Marco	Mastin	WR	R-So.	6-1	182	Sulligent, Ala.	Sulligent
30	Tyrrell	Mayberry	DL	Fr.	5-11	209	Gordo, Ala.	Gordo HS
11	DeMario	Mays	DB	Sr.	6-0	180	Flora, Miss.	Northwest Mississippi CC
1	Cole	McCarty	QB	Fr.	6-1	191	Centreville, Ala.	Bibb County HS
2	Greg	McConico Jr.	WR	R-So.	5-11	177	Montgomery, Ala.	Carver
41	Kory	McCoy	LB	So.	6-0	190	Opelika, Ala.	Opelika
7	Jack	McDaniels	QB	Gr.	6-2	215	Lorton, Va.	Delware State
26	Michael	McGregor	DB	Fr.	6-0	198	Sylacauga, Ala.	Talladega HS
14	Griffin	McKenzie	WR	Jr.	5-8	160	Monroeville, Ala.	Monroe Academy
15	Dalton	McKenzie	WR	Jr.	5-10	160	Bermuda, Ala.	Monroe Academy
43	Zhivago	McNeil	LB	Fr.	5-11	198	Mobile, Ala.	Mobile Christian
62	Stuart	Mixson	OL	Gr.	6-2	333	Canton, Ga.	Creekview
99	Terrance	Monroe	DT	Sr.	6-3	330	Petal, Miss.	Pearl River CC
13	Darius	Nalls	WR	R-So.	6-2	188	Fayette Ala.	Austin Peay
86	Dearrius	Nelson	WR	Fr.	6-0	170	Birmingham, Ala.	Huffman HS
1	Terrance	Newell	DB	Sr.	6-3	179	Clinton, Miss.	Mississippi Gulf Coast CC
72	Joe	Oliver	OG	Gr.	6-4	320	New Orleans, La.	Blinn CC
80	Qunzaverius	Pickens	WR	So.	6-0	197	York, Ala.	Sumter Central



2021 TIGER FOOTBALL ALPHABETICAL ROSTER

24	Cordell	Plott	DB	Jr.	5-9	165	Auburn, Ala.	Auburn
0	Rashard	Revels	DB	Jr.	5-10	175	Moultrie, Ga.	UAB
34	Jameel	Richardson	DB	Fr.	6-0	196	Theodore, Ala.	Theodore HS
51	Michael	Roland	C	Gr.	6-3	300	Laporte, Ind.	College of the Desert
38	Spencer	Romero	PK	Sr.	6-1	169	Brookhaven, Miss.	Mississippi Delta CC
66	Delvin	Salter	OL	Jr.	6-4	316	Horn Lake, Miss.	Austin Peay
90	Michael	Sharpley	DL		5-11	268	Decatur, Ala.	Kennesaw State
22	Tyler	Smith	RB	Fr.	5-9	183	Tuscaloosa, Ala.	Hillcrest
4	James	Smith, III	RB	Gr.	5-8	161	Canton, Miss.	East Central CC
84	Elijah	Spivey	WR	Fr.	6-2	185	Alexander City, Ala.	Benjamin Russell
12	Trevon	Stanford	LB	R-So.	6-3	200	Manchester, Ga.	UT Chattanooga
92	Trey	Sullivan	PK	So.	5-8	161	Leroy, Ala.	Leroy HS
37	Jaden	Taylor	DB	Fr.	5-10	192	Montgomery, Ala.	Park Crossing HS
7	Christopher	Terrell	DE	Gr.	6-3	270	Pensacola, Fla.	Central Arkansas
98	Rakeem	Terry	DT	Gr.	6-1	280	Homestead, Fla.	Bethune Cookman
88	Silas	Thompson	WR	So.	6-3	185	Piedmont, Ala.	Piedmont
33	Jaden	Tuck	LB	Jr.	6-3	192	Alexander City, Ala.	Benjamin Russell
94	Jamarvis	Turner	DL	So.	6-1	285	Pensacola, Fla.	Pensacola Catholic
3	Derrick	Underwood	RB	Gr.	5-10	183	Homewood, Ala.	Homewood
42	Hunter	Veal	LS	Jr.	6-3	210	Phil Campbell, Ala.	North West Shoals CC
29	Tre'Darion	Walker	DB	Jr.	6-1	180	Fayette Ala.	Fayette County HS
71	Kordell	Watts	C	Gr.	6-3	280	Vicksburg, Miss.	Tennessee-Martin
23	Dorian	Weaver	LB	Fr.	6-2	215	Mount Vernon, Ala.	Cironelle HS
31	Ta'Bryious	Webb	RB	So.	5-11	183	Dothan, Ala.	Dothan
85	JaQuan	Webb	WR		6-1	200	Oxford, Ms.	Ole Miss
28	Jaylon	Webster	CB	Fr.	5-11	173	Enterprise, Ala.	Enterprise HS
49	Orlandis	Weeks					Montevallo, Ala.	
58	Dekota	Welker	DT	Sr.	5-11	245	Excel, Ala.	Excel
54	Steven	White	DL	So.	6-3	250	Lincoln, Ala.	Lincoln
68	Matt	Whitman	C	Jr.	6-2	285	Millbrook, Ala.	Stanhope Elmore
39	Issac	Williams	DB	Fr.	6-0	174	Mobile, Ala.	Murphy HS





2019 SEASON STATISTICS

2019 West Alabama Football Final Stats West Alabama Game Results (as of Aug 25, 2021) All games

Date	Opponent	Score	Overall	Conference	Time	Attend
Sep 06, 2019	LIMESTONE COLLEGE	W 35-18	1-0	0-0	3:08	4444
Sep 14, 2019	at Tusculum	W 47-14	2-0	0-0	3:10	2166
* Sep 21, 2019	at #1 Valdosta State	L 27-44	2-1	0-1	3:17	5792
Sep 28, 2019	TUSKEGEE	W 36-16	3-1	0-1	3:00	5003
* Oct 05, 2019	NORTH GREENVILLE	L 28-29	3-2	0-2	3:12	2134
* Oct 12, 2019	SHORTER	W 41-0	4-2	1-2	2:41	5922
* Oct 19, 2019	at Delta State	L 7-14	4-3	1-3	3:04	3167
* Oct 26, 2019	WEST GEORGIA	L 17-33	4-4	1-4	3:27	2053
* Nov 02, 2019	at Florida Tech	W 13-10	5-4	2-4	2:43	878
* Nov 08, 2019	MISSISSIPPI COLLEGE	W 35-21	6-4	3-4	3:00	2424
* Nov 16, 2019	at #22 West Florida	L 37-48	6-5	3-5	3:17	5619



2019 SEASON STATISTICS

2019 West Alabama Football Final Stats West Alabama Team Game-by-Game (as of Aug 25, 2021) All games

TEAM STATISTICS

Date	Opponent	Rushing				Receiving				Passing				Kick Returns				Punt Returns				tot off
		no.	yds	td	lg	no.	yds	td	lg	cmp-att-int	yds	td	lg	no.	yds	td	lg	no.	yds	td	lg	
Sep 06	LIMESTONE COLLEGE	31	170	2	18	22	281	3	52	22-41-0	281	3	52	3	79	0	40	4	21	0	9	451
Sep 14	at Tusculum	29	97	2	17	21	368	4	60	21-34-2	368	4	60	3	56	0	28	3	16	0	2	465
Sep 21	at Valdosta State	30	144	2	19	21	232	2	43	21-37-3	232	2	43	3	54	0	23	1	18	0	18	376
Sep 28	TUSKEGEE	35	167	5	30	22	185	0	27	22-32-0	185	0	27	4	107	0	29	3	62	0	48	352
Oct 05	NORTH GREENVILLE	32	111	3	35	24	270	1	29	24-41-1	270	1	29	7	165	0	51	3	6	0	5	381
Oct 12	SHORTER	34	229	3	65	25	326	3	59	25-33-1	326	3	59	1	47	0	47	3	16	0	16	555
Oct 19	at Delta State	29	67	0	22	21	199	1	44	21-46-1	199	1	44	2	101	0	78	2	12	0	6	266
Oct 26	WEST GEORGIA	21	43	0	19	25	373	2	51	25-49-1	373	2	51	3	65	0	26	2	9	0	14	416
Nov 02	at Florida Tech	35	149	0	41	18	193	1	49	18-32-3	193	1	49	2	23	0	13	3	20	0	8	342
Nov 08	MISSISSIPPI COLLEGE	36	141	3	23	17	218	2	35	17-22-0	218	2	35	2	36	0	21	1	4	0	4	359
Nov 16	at West Florida	44	202	2	24	30	345	2	45	30-45-2	345	2	45	6	154	0	52	0	0	0	0	547
Opponents		356	1520	22	65	246	2990	21	60	246-412-14	2990	21	60	36	887	0	78	25	184	0	48	4510
		434	1706	13	62	220	2507	17	71	220-379-4	2507	17	71	35	623	0	48	10	72	0	24	4213

Games: 11 • Avg/rush: 4.3 • Avg/catch: 12.2 • Pass effic: 130.69 • KR avg: 24.6 • PR avg: 7.4 • All purpose avg/game: 514.7 • Total offense avg/gm: 410.0

Date	Opponent	Tackles				Sacks no-yds	Fumble		Pass Defense			blkd kick	PAT Attempts			off				
		ua	a	total	fll-yds		ff	fr-yds	int-yds	qbh	brup		kick	rush	rcv	saf	t/o	pts		
Sep 06	LIMESTONE COLLEGE	44	26	70	8.0-38	2.0-19	1	0-0	0-0	3	11	2	5-5	0	0	0	0	0	0	35
Sep 14	at Tusculum	37	40	77	8.0-22	2.0-10	0	0-0	0-0	4	7	2	6-6	0	0	0	1	0	0	47
Sep 21	at Valdosta State	35	48	83	6.0-19	2.0-7	0	1-0	0-0	3	3	0	3-3	0	0	0	0	7	27	
Sep 28	TUSKEGEE	49	18	67	10.0-76	3.0-30	1	0-0	1-58	3	7	0	2-4	0	1	1	6	36		
Oct 05	NORTH GREENVILLE	52	20	72	7.0-23	2.0-10	2	1-0	0-0	9	8	0	2-3	1	0	0	0	0	28	
Oct 12	SHORTER	43	26	69	7.0-28	3.0-13	1	2-0	2-0	3	6	0	5-6	0	0	0	13	41		
Oct 19	at Delta State	65	22	87	10.0-36	2.0-16	2	0-0	1-23	1	2	0	1-1	0	0	0	0	7		
Oct 26	WEST GEORGIA	53	20	73	8.0-27	2.0-17	0	0-0	0-0	6	5	0	2-2	0	0	0	0	17		
Nov 02	at Florida Tech	43	28	71	8.0-50	4.0-36	1	1-0	0-0	0	1	0	1-1	0	0	0	3	13		
Nov 08	MISSISSIPPI COLLEGE	47	16	63	4.0-18	1.0-10	0	0-0	0-0	1	5	0	5-5	0	0	0	0	35		
Nov 16	at West Florida	44	8	52	3.0-6	0.0-0	2	1-0	0-0	0	7	0	4-4	0	0	0	7	37		
Opponents		512	272	784	79.0-343	23.0-168	10	6-0	4-81	33	62	4	36-40	1	1	2	36	323		
		487	231	718	53.0-254	19.0-153	9	6-0	14-62	25	67	2	23-28	1	0	0	51	247		

Date	Opponent	Punting										Field Goals			Kickoffs				
		no.	yds	avg	long	blkd	tb	fc	50+	i20	md-att	long	blkd	no.	yds	avg	tb	ob	
Sep 06	LIMESTONE COLLEGE	10	476	47.6	55	0	2	1	3	4	0-0	0	0	6	346	57.7	1	0	
Sep 14	at Tusculum	4	201	50.2	58	0	2	0	2	1	1-1	29	0	8	490	61.2	2	0	
Sep 21	at Valdosta State	3	159	53.0	60	0	0	1	2	3	0-0	0	0	4	199	49.8	0	0	
Sep 28	TUSKEGEE	4	195	48.8	60	0	3	1	1	1	0-0	0	0	6	342	57.0	2	1	
Oct 05	NORTH GREENVILLE	7	320	45.7	55	0	0	3	2	4	0-1	0	1	5	284	56.8	1	1	
Oct 12	SHORTER	3	100	33.3	38	0	0	0	0	3	0-0	0	0	7	383	54.7	1	1	
Oct 19	at Delta State	6	231	38.5	46	0	2	0	0	1	0-1	0	0	2	123	61.5	0	2	
Oct 26	WEST GEORGIA	5	210	42.0	50	0	1	0	1	0	1-2	36	0	4	216	54.0	1	1	
Nov 02	at Florida Tech	5	201	40.2	47	0	1	1	0	3	2-2	33	0	3	187	62.3	1	0	
Nov 08	MISSISSIPPI COLLEGE	3	139	46.3	57	0	1	0	2	1	0-0	0	0	6	308	51.3	0	1	
Nov 16	at West Florida	0	0	0.0	0	0	0	0	0	0	3-3	39	0	8	440	55.0	0	1	
Opponents		50	2232	44.6	60	0	12	7	13	21	7-10	39	1	59	3318	56.2	9	8	
		56	2039	36.4	55	2	0	13	3	11	12-19	49	0	53	2994	56.5	11	2	



2019 SEASON STATISTICS

2019 West Alabama Football Final Stats West Alabama Opponent Game-by-Game (as of Aug 25, 2021) All games

OPPONENT STATISTICS

Date	Opponent	Rushing				Receiving				Passing				Kick Returns				Punt Returns				tot off
		no.	yds	td	lg	no.	yds	td	lg	cmp	att	int	yds	td	lg	no.	yds	td	lg	no.	yds	
Sep 06	LIMESTONE COLLEGE	31	106	1	46	21	324	1	55	21-43-0	324	1	55	4	58	0	22	3	5	0	4	430
Sep 14	at Tusculum	36	93	1	13	19	157	1	24	19-39-0	157	1	24	6	117	0	48	2	31	0	24	250
Sep 21	at Valdosta State	41	259	1	46	25	233	3	34	25-35-0	233	3	34	3	25	0	15	0	0	0	0	492
Sep 28	TUSKEGEE	41	120	2	17	17	128	0	19	17-30-1	128	0	19	3	55	0	38	0	0	0	0	248
Oct 05	NORTH GREENVILLE	46	197	1	30	19	282	2	52	19-34-0	282	2	52	2	69	0	48	3	19	0	7	479
Oct 12	SHORTER	32	73	0	12	20	206	0	26	20-36-2	206	0	26	5	91	0	28	0	0	0	0	279
Oct 19	at Delta State	44	200	1	32	24	129	1	20	24-32-1	129	1	20	0	0	0	0	0	0	0	0	329
Oct 26	WEST GEORGIA	44	216	1	25	24	275	3	45	24-43-0	275	3	45	2	16	0	15	0	0	0	0	491
Nov 02	at Florida Tech	39	151	0	62	20	213	1	31	20-33-0	213	1	31	2	35	0	19	1	19	0	19	364
Nov 08	MISSISSIPPI COLLEGE	53	190	3	15	3	117	0	71	3-15-0	117	0	71	3	49	0	20	1	-2	0	0	307
Nov 16	at West Florida	27	101	2	11	28	443	5	50	28-39-0	443	5	50	5	108	0	32	0	0	0	0	544
West Alabama		434	1706	13	62	220	2507	17	71	220-379-4	2507	17	71	35	623	0	48	10	72	0	24	4213
West Alabama		356	1520	22	65	246	2990	21	60	246-412-14	2990	21	60	36	887	0	78	25	184	0	48	4510

Games: 11 • Avg/rush: 3.9 • Avg/catch: 11.4 • Pass effic: 126.30 • KR avg: 17.8 • PR avg: 7.2 • All purpose avg/game: 451.8 • Total offense avg/gm: 383.0

Date	Opponent	Tackles				Sacks no-yds	Fumble		Pass Defense			blkd kick	PAT Attempts			off				
		ua	a	total	tfl-yds		ff	fr-yds	int-yds	qbh	brup		kick	rush	rcv	saf	t/o	pts		
Sep 06	LIMESTONE COLLEGE	44	18	62	3.0-9	1.0-4	1	0-0	0-0	3	6	0	0-2	0	0	0	0	0	0	18
Sep 14	at Tusculum	30	36	66	4.0-12	0.0-0	0	0-0	2-5	2	7	0	2-2	0	0	0	0	0	14	
Sep 21	at Valdosta State	33	36	69	5.0-15	1.0-6	2	2-0	3-81	4	8	0	3-4	1	0	0	0	17	44	
Sep 28	TUSKEGEE	50	14	64	2.0-20	0.0-0	2	1-0	0-0	1	4	0	1-1	0	0	0	0	7	16	
Oct 05	NORTH GREENVILLE	51	18	69	7.0-35	3.0-28	0	0-0	1-0	1	6	2	2-2	0	0	0	0	0	29	
Oct 12	SHORTER	40	24	64	3.0-18	2.0-16	0	0-0	1-21	1	3	0	0-0	0	0	0	0	0	0	
Oct 19	at Delta State	52	17	69	10.0-48	3.0-25	0	0-0	1-15	8	9	0	2-2	0	0	0	0	7	14	
Oct 26	WEST GEORGIA	39	14	53	4.0-24	2.0-17	2	1-0	1-0	1	12	0	3-4	0	0	0	10	33		
Nov 02	at Florida Tech	47	16	63	6.0-26	4.0-22	0	0-0	3-9	0	7	0	1-1	0	0	0	10	10		
Nov 08	MISSISSIPPI COLLEGE	38	20	58	3.0-16	1.0-9	1	1-0	0-0	0	1	0	3-3	0	0	0	0	21		
Nov 16	at West Florida	63	18	81	6.0-31	3.0-26	1	1-0	2-69	4	4	0	6-7	0	0	0	0	48		
West Alabama		487	231	718	53.0-254	19.0-153	9	6-0	14-62	25	67	2	23-28	1	0	0	51	247		
West Alabama		512	272	784	79.0-343	23.0-168	10	6-0	4-81	33	62	4	36-40	1	1	2	36	323		

Date	Opponent	Punting										Field Goals			Kickoffs				
		no.	yds	avg	long	blkd	tb	fc	50+	i20	md-att	long	blkd	no.	yds	avg	tb	ob	
Sep 06	LIMESTONE COLLEGE	8	347	43.4	50	0	0	0	1	1	2-2	37	0	4	240	60.0	1	0	
Sep 14	at Tusculum	8	185	23.1	37	2	0	3	0	1	0-1	0	0	3	166	55.3	0	0	
Sep 21	at Valdosta State	3	129	43.0	47	0	0	1	0	0	3-3	42	0	9	564	62.7	6	0	
Sep 28	TUSKEGEE	5	185	37.0	42	0	0	1	0	0	1-2	33	0	5	266	53.2	0	0	
Oct 05	NORTH GREENVILLE	6	233	38.8	55	0	0	1	2	2	3-4	34	0	7	390	55.7	0	0	
Oct 12	SHORTER	5	206	41.2	46	0	0	2	0	1	0-1	0	0	1	60	60.0	0	0	
Oct 19	at Delta State	6	210	35.0	45	0	0	2	0	1	0-0	0	0	3	143	47.7	0	1	
Oct 26	WEST GEORGIA	4	167	41.8	45	0	0	2	0	2	2-2	49	0	7	426	60.9	3	0	
Nov 02	at Florida Tech	5	176	35.2	46	0	0	1	0	2	1-3	48	0	2	124	62.0	0	0	
Nov 08	MISSISSIPPI COLLEGE	4	127	31.8	45	0	0	0	0	1	0-1	0	0	4	187	46.8	0	1	
Nov 16	at West Florida	2	74	37.0	38	0	0	0	0	0	0-0	0	0	8	428	53.5	1	0	
West Alabama		56	2039	36.4	55	2	0	13	3	11	12-19	49	0	53	2994	56.5	11	2	
West Alabama		50	2232	44.6	60	0	12	7	13	21	7-10	39	1	59	3318	56.2	9	8	



2019 SEASON STATISTICS

2019 West Alabama Football Final Stats West Alabama Overall Defensive Statistics (as of Aug 25, 2021) All games

#	Defensive Leaders	gp	Tackles				Sacks no-yds	Pass defense			Fumbles		blkd	
			ua	a	tot	tfl/yds		int-yds	brup	qbh	rcv-yds	ff	kick	saf
7B	Jordan Jones	11	42	24	66	14.5-65	5.0-50	.	.	3	2-0	4	.	.
1B	Tavarius Hutchinson	11	41	18	59	1.0-1	.	.	3
21	Josh Hatcher	11	36	19	55	6.5-23	2.0-11	1-23	2	1	2-0	.	.	.
20	Jordan Graddy	10	37	13	50	5.0-28	.	.	9
54	Undraez Lilly	11	23	26	49	6.5-33	3.5-28	.	.	8
8B	Jeremiah Boyd	11	28	19	47	3.0-5	.	1-58	6	.	.	1	.	.
23	Shamar Lewis	11	33	12	45	1.0-1	.	.	5	.	.	1	.	.
38	Savon Parker	11	28	12	40	1.5-6
98	Camarcus Williams	11	25	14	39	3.0-10	2.0-9	.	.	2	.	.	1	.
2B	Corey Procter	11	24	14	38	4.0-27	1.5-12	.	3	3	.	1	.	.
5B	Dorsett Johnson	11	25	11	36	2.5-3	.	1-0	1	1
27	Trey Elston	11	29	7	36	1.0-3	.	.	11
6B	Xavier Williamson	11	26	10	36	1.5-8	0.5-7	.	8	1
9B	Terrence Jones	11	20	15	35	5.5-20	2.0-12	.	1	7	1-0	.	.	.
94	Jon Michael Edwards	9	9	9	18	5.0-21	3.0-18	.	1
26	Lavorciay Gaddis	8	12	5	17	.	.	.	2
11	Kwanzi Jackson	11	9	7	16	4.5-34	1.5-11	.	2	5	.	1	.	.
4B	Michael Anderson	11	9	5	14	1.5-2	1	.	.
96	Charvez Embry	8	6	8	14	4.5-14	.	.	1	1
1C	Caleb Abrom	8	11	1	12	1.0-3	.	1-0	4
40	Trevonte Carter	8	6	4	10	3.0-12	1.5-5
43	Levi Hammack	8	2	7	9	0.5-5	0.5-5	1	.
37	Ladarius Babies	4	.	5	5	1.0-2	.	.	1	1
3B	Terrance Carter	6	4	1	5
14	Tyler Butler	8	4	1	5	2	.
35	Dre Watkins	6	3	2	5
36	Jake Vick	7	5	.	5	1.0-16	1	.	1
52	Deontae Crockett	4	2	1	3	1-0	.	.	.
19	Jurmorris McMillon	7	2	.	2
2A	Christian Saulsberry	11	2	.	2
10	Deyon Hill	8	1	.	1
89	Bayley Blanchard	11	1	.	1
6A	Jacob Murphree	9	.	1	1	0.5-1
18	Qua Boyd	11	1	.	1
41	Patrick McGhee	4	1	.	1
3A	Derrick Underwood	11	1	.	1
72	Joe Oliver	10	1	.	1
16	Owen Harper	8	1	.	1
1D	Gavin Griffin	1	1	.	1
13	Markeith Gray	2	.	1	1
39	Telayes Cole	2	1	.	1
49	Mike Kidd	1	2
TM	TEAM	3	1
Total		11	512	272	784	79-343	23-168	4-81	62	33	6-0	10	4	2
Opponents		11	487	231	718	53-254	20-137	14-62	67	25	6-0	9	2	.



2019 SEASON STATISTICS

2019 West Alabama Football Final Stats West Alabama Overall Individual Statistics (as of Aug 25, 2021) All games

Rushing	gp	att	gain	loss	net	avg	td	lg	avg/g
Derrick Underwood	11	135	686	19	667	4.9	8	41	60.6
James Smith	11	96	592	39	553	5.8	2	65	50.3
Demetrius Battle	11	64	295	13	282	4.4	8	31	25.6
Christian Saulsberry	11	0	24	0	24	0.0	0	0	2.2
Jack McDaniels	11	47	153	146	7	0.1	3	30	0.6
Tyriq Martin	11	1	1	0	1	1.0	0	1	0.1
Tyler Butler	8	1	0	0	0	0.0	0	0	0.0
Qua Boyd	11	2	2	2	0	0.0	0	2	0.0
TEAM	3	3	0	5	-5	-1.7	0	0	-1.7
Jacob Murphree	9	7	7	16	-9	-1.3	1	4	-1.0
Total	11	356	1760	240	1520	4.3	22	65	138.2
Opponents	11	434	2040	334	1706	3.9	13	62	155.1

Passing	gp	effic	comp-att-int	pct	yds	td	lg	avg/g
Jack McDaniels	11	138.65	196-310-9	63.2	2330	17	59	211.8
Jacob Murphree	9	109.54	50-101-4	49.5	660	4	60	73.3
Demetrius Battle	11	-200.00	0-1-1	0.0	0	0	0	0.0
Total	11	130.69	246-412-14	59.7	2990	21	60	271.8
Opponents	11	126.30	220-379-4	58.0	2507	17	71	227.9

Receiving	gp	no.	yds	avg	td	lg	avg/g
Bayley Blanchard	11	53	697	13.2	6	52	63.4
Tyriq Martin	11	44	535	12.2	5	51	48.6
Christian Saulsberry	11	34	580	17.1	3	60	52.7
Qua Boyd	11	30	390	13.0	3	38	35.5
Derrick Underwood	11	22	108	4.9	0	15	9.8
Deyon Hill	8	16	192	12.0	1	42	24.0
James Smith	11	15	164	10.9	0	27	14.9
Jurmorris McMillon	7	13	135	10.4	0	25	19.3
Jonnas Spivey	6	7	55	7.9	1	13	9.2
Demetrius Battle	11	6	42	7.0	1	15	3.8
Jerrick Orr	6	5	83	16.6	1	58	13.8
Sid Thurmond	11	1	9	9.0	0	9	0.8
Total	11	246	2990	12.2	21	60	271.8
Opponents	11	220	2507	11.4	17	71	227.9

Punt Returns	no.	yds	avg	td	lg
Sid Thurmond	21	169	8.0	0	48
Lavorciay Gaddis	1	-5	-5.0	0	0
Tyler Butler	1	11	11.0	0	0
Christian Saulsberry	1	5	5.0	0	5
Jurmorris McMillon	1	2	2.0	0	2
Trevonte Carter	0	2	0.0	0	2
Total	25	184	7.4	0	48
Opponents	10	72	7.2	0	24

Interceptions	no.	yds	avg	td	lg
Dorsett Johnson	1	0	0.0	0	0
Josh Hatcher	1	23	23.0	0	23
Caleb Abrom	1	0	0.0	0	0
Jeremiah Boyd	1	58	58.0	0	55
Total	4	81	20.2	0	55
Opponents	14	62	4.4	1	80

Kick Returns	no.	yds	avg	td	lg
Christian Saulsberry	23	614	26.7	0	78
Jerrick Orr	5	106	21.2	0	24
Deyon Hill	3	73	24.3	0	29
Caleb Abrom	2	44	22.0	0	29
Owen Harper	1	4	4.0	0	4
Jacob Murphree	1	22	22.0	0	22
James Smith	1	24	24.0	0	24
Total	36	887	24.6	0	78
Opponents	35	623	17.8	0	48

Fumble Returns	no.	yds	avg	td	lg
Total	0	0	0.0	0	0
Opponents	0	0	0.0	0	0



2019 SEASON STATISTICS

2019 West Alabama Football Final Stats West Alabama Overall Individual Statistics (as of Aug 25, 2021) All games

Scoring	td	fg	PAT			dxp	saf	pts	Total Offense						
			kick	rush	rcv				pass	g	plays	rush	pass	total	avg/g
Demetrius Battle	9	-	-	-	-	-	-	54	Jack McDaniels	11	357	7	2330	2337	212.5
Derrick Underwood	8	-	-	-	-	-	-	48	Derrick Underwood	11	135	667	0	667	60.6
Tre Jackson	-	7-8	26-27	-	-	-	-	47	Jacob Murphree	9	108	-9	660	651	72.3
Bayley Blanchard	6	-	-	-	-	-	-	36	James Smith	11	96	553	0	553	50.3
Tyriq Martin	5	-	-	-	-	-	-	30	Demetrius Battle	11	65	282	0	282	25.6
Christian Saulsberry	3	-	-	1-1	-	-	-	20	Christian Saulsberry	11	0	24	0	24	2.2
Qua Boyd	3	-	-	-	1	-	-	20	Tyriq Martin	11	1	1	0	1	0.1
Jack McDaniels	3	-	-	-	-	1-2	-	18	TEAM	3	3	-5	0	-5	-1.7
James Smith	2	-	-	-	-	-	-	12	Total	11	768	1520	2990	4510	410.0
Zach Gaines	-	0-2	10-13	-	-	-	-	10	Opponents	11	813	1706	2507	4213	383.0
Deyon Hill	1	-	-	-	-	-	-	6							
Jacob Murphree	1	-	-	-	-	-	-	6							
Jonnas Spivey	1	-	-	-	-	-	-	6							
Jerrick Orr	1	-	-	-	-	-	-	6							
TEAM	-	-	-	-	-	-	-	1							
Jake Vick	-	-	-	-	-	-	-	1							
Caleb Abrom	-	-	-	-	-	-	-	0							
Total	43	7-10	36-40	1-1	1	1-2	-	2	323						
Opponents	31	12-19	23-28	1-1	-	0-1	-	-	247						

Field Goals	fg	pct.	01-19	20-29	30-39	40-49	50-99	lg	blk	Punting	no.	yds	avg	lg	tb	fc	i20	50+	blk
Tre Jackson	7-8	87.5	0-0	3-3	4-4	0-1	0-0	39	0	Zach Gaines	49	2189	44.7	60	12	7	20	13	0
Zach Gaines	0-2	0.0	0-0	0-1	0-1	0-0	0-0	0	1	Zach Boerner	1	43	43.0	43	0	0	1	0	0
										Total	50	2232	44.6	60	12	7	21	13	0
										Opponents	56	2039	36.4	55	0	13	11	3	2
FG Sequence	West Alabama				Opponents					Kickoffs	no.	yds	avg	tb	ob	retn	net	ydln	
Limestone College	-				(37),(30)					Zach Gaines	40	2226	55.7	6	8				
Tusculum	(29)				20					Tre Jackson	18	1035	57.5	3	0				
Valdosta State	-				(19),(34),(42)					Qua Boyd	1	57	57.0	0	0				
Tuskegee	-				(33),34					Total	59	3318	56.2	9	8	17.8	41.9	23	
North Greenville	24				(23),(32),39,(34)					Opponents	53	2994	56.5	11	2	24.6	34.6	30	
Shorter	-				52														
Delta State	33				-														
West Georgia	(36),48				(49),(28)														
Florida Tech	(33),(33)				(48),32,37														
Mississippi College	-				45														
West Florida	(26),(22),(39)				-														

Numbers in (parentheses) indicate field goal was made.



2019 SEASON STATISTICS

2019 West Alabama Football Final Stats West Alabama Overall Individual Statistics (as of Aug 25, 2021) All games

All Purpose	g	rush	rcv	pr	kr	ir	total	avg/g
Christian Saulsb	11	24	580	5	614	0	1223	111.2
Derrick Underwo	11	667	108	0	0	0	775	70.5
James Smith	11	553	164	0	24	0	741	67.4
Bayley Blanchar	11	0	697	0	0	0	697	63.4
Tyriq Martin	11	1	535	0	0	0	536	48.7
Qua Boyd	11	0	390	0	0	0	390	35.5
Demetrius Battle	11	282	42	0	0	0	324	29.5
Deyon Hill	8	0	192	0	73	0	265	33.1
Jerrick Orr	6	0	83	0	106	0	189	31.5
Sid Thurmond	11	0	9	169	0	0	178	16.2
Jurmorris McMill	7	0	135	2	0	0	137	19.6
Jeremiah Boyd	11	0	0	0	0	58	58	5.3
Jonnas Spivey	6	0	55	0	0	0	55	9.2
Caleb Abrom	8	0	0	0	44	0	44	5.5
Josh Hatcher	11	0	0	0	0	23	23	2.1
Jacob Murphree	9	-9	0	0	22	0	13	1.4
Tyler Butler	8	0	0	11	0	0	11	1.4
Jack McDaniels	11	7	0	0	0	0	7	0.6
Owen Harper	8	0	0	0	4	0	4	0.5
Trevonte Carter	8	0	0	2	0	0	2	0.2
TEAM	3	-5	0	0	0	0	-5	-1.7
Lavorciay Gaddi	8	0	0	-5	0	0	-5	-0.6
Total	11	1520	2990	184	887	81	5662	514.7
Opponents	11	1706	2507	72	623	62	4970	451.8



2019 SEASON STATISTICS

2019 West Alabama Football Final Stats West Alabama Game Superlatives (FINAL) All games

INDIVIDUAL GAME HIGHS

Rushes	21	Derrick Underwood at West Florida (Nov 16, 2019)
Yards Rushing	150	James Smith vs Shorter (Oct 12, 2019)
TD Rushes	2	Derrick Underwood vs Limestone College (Sep 06, 2019)
	2	Jack McDaniels vs Tuskegee (Sep 28, 2019)
	2	Demetrius Battle vs North Greenville (Oct 05, 2019)
	2	Demetrius Battle at West Florida (Nov 16, 2019)
Long Rush	65	James Smith vs Shorter (Oct 12, 2019)
Pass attempts	44	Jack McDaniels at West Florida (Nov 16, 2019)
Pass completions	30	Jack McDaniels at West Florida (Nov 16, 2019)
Yards Passing	345	Jack McDaniels at West Florida (Nov 16, 2019)
TD Passes	3	Jack McDaniels vs Limestone College (Sep 06, 2019)
	3	Jack McDaniels at Tusculum (Sep 14, 2019)
	3	Jack McDaniels vs Shorter (Oct 12, 2019)
Long Pass	60	Jacob Murphree at Tusculum (Sep 14, 2019)
Receptions	11	Tyriq Martin at West Florida (Nov 16, 2019)
Yards Receiving	139	Tyriq Martin vs West Georgia (Oct 26, 2019)
TD Receptions	2	Bayley Blanchard vs Limestone College (Sep 06, 2019)
	2	Christian Saulsberry at Tusculum (Sep 14, 2019)
Long Reception	60	Christian Saulsberry at Tusculum (Sep 14, 2019)
Field Goals	3	Tre Jackson at West Florida (Nov 16, 2019)
Long Field Goal	39	Tre Jackson at West Florida (Nov 16, 2019)
Punts	10	Zach Gaines vs Limestone College (Sep 06, 2019)
Punting Avg	58.0	Zach Gaines at Valdosta State (Sep 21, 2019)
Long Punt	60	Zach Gaines at Valdosta State (Sep 21, 2019)
	60	Zach Gaines vs Tuskegee (Sep 28, 2019)
Punts inside 20	4	Zach Gaines vs Limestone College (Sep 06, 2019)
	4	Zach Gaines vs North Greenville (Oct 05, 2019)
Long Punt Return	48	Sid Thurmond vs Tuskegee (Sep 28, 2019)
Long Kickoff Return	78	Christian Saulsberry at Delta State (Oct 19, 2019)
Tackles	12	Jeremiah Boyd at Valdosta State (Sep 21, 2019)
Sacks	1.5	Jordan Jones vs Tuskegee (Sep 28, 2019)
	1.5	Jon Michael Edwards vs Shorter (Oct 12, 2019)
Tackles For Loss	2.5	Terrence Jones vs North Greenville (Oct 05, 2019)
	2.5	Jon Michael Edwards vs Shorter (Oct 12, 2019)
Interceptions	1	Jeremiah Boyd vs Tuskegee (Sep 28, 2019)
	1	Caleb Abrom vs Shorter (Oct 12, 2019)
	1	Dorsett Johnson vs Shorter (Oct 12, 2019)
	1	Josh Hatcher at Delta State (Oct 19, 2019)



2019 SEASON STATISTICS

2019 West Alabama Football Final Stats West Alabama Game Superlatives (FINAL) All games

TEAM GAME HIGHS

Rushes	44	at West Florida (Nov 16, 2019)
Yards Rushing	229	vs Shorter (Oct 12, 2019)
Yards Per Rush	6.7	vs Shorter (Oct 12, 2019)
TD Rushes	5	vs Tuskegee (Sep 28, 2019)
Pass attempts	49	vs West Georgia (Oct 26, 2019)
Pass completions	30	at West Florida (Nov 16, 2019)
Yards Passing	373	vs West Georgia (Oct 26, 2019)
Yards Per Pass	10.8	at Tusculum (Sep 14, 2019)
TD Passes	4	at Tusculum (Sep 14, 2019)
Total Plays	89	at West Florida (Nov 16, 2019)
Total Offense	555	vs Shorter (Oct 12, 2019)
Yards Per Play	8.3	vs Shorter (Oct 12, 2019)
Points	47	at Tusculum (Sep 14, 2019)
Sacks By	4	at Florida Tech (Nov 02, 2019)
First Downs	35	at West Florida (Nov 16, 2019)
Penalties	12	at Tusculum (Sep 14, 2019)
Penalty Yards	152	vs Limestone College (Sep 06, 2019)
Turnovers	5	at Valdosta State (Sep 21, 2019)
Interceptions By	2	vs Shorter (Oct 12, 2019)
Punts	10	vs Limestone College (Sep 06, 2019)
Punting Avg	53.0	at Valdosta State (Sep 21, 2019)
Long Punt	60	at Valdosta State (Sep 21, 2019)
	60	vs Tuskegee (Sep 28, 2019)
Punts inside 20	4	vs Limestone College (Sep 06, 2019)
	4	vs North Greenville (Oct 05, 2019)
Long Punt Return	48	vs Tuskegee (Sep 28, 2019)



2019 SEASON STATISTICS

2019 West Alabama Football Final Stats West Alabama Game Superlatives (FINAL) All games

OPPONENT INDIVIDUAL GAME HIGHS

Rushes	19	D. Williams, vs North Greenville (Oct 05, 2019)
Yards Rushing	127	D. Williams, vs North Greenville (Oct 05, 2019)
TD Rushes	1	Brooks, M., vs Limestone College (Sep 06, 2019)
	1	Joaquin Collazo, at Tusculum (Sep 14, 2019)
	1	Rogan Wells, at Valdosta State (Sep 21, 2019)
	1	I. Patterson, vs Tuskegee (Sep 28, 2019)
	1	Eric Bright Jr., vs Tuskegee (Sep 28, 2019)
	1	T. Bell, vs North Greenville (Oct 05, 2019)
	1	Rico Owens II, at Delta State (Oct 19, 2019)
	1	C. Williams, vs West Georgia (Oct 26, 2019)
	1	Drew Croegaert, vs Mississippi College (Nov 08, 2019)
	1	Detric Hawthorn, vs Mississippi College (Nov 08, 2019)
	1	Jaylin Jones, vs Mississippi College (Nov 08, 2019)
	1	Anthony Johnson, at West Florida (Nov 16, 2019)
	1	Samuel Antoine, at West Florida (Nov 16, 2019)
Long Rush	62	Mike Diliello, at Florida Tech (Nov 02, 2019)
Pass attempts	42	Phillips, D., vs Limestone College (Sep 06, 2019)
Pass completions	28	Austin Reed, at West Florida (Nov 16, 2019)
Yards Passing	443	Austin Reed, at West Florida (Nov 16, 2019)
TD Passes	5	Austin Reed, at West Florida (Nov 16, 2019)
Long Pass	71	Detric Hawthorn, vs Mississippi College (Nov 08, 2019)
Receptions	8	Q. Randolph, at West Florida (Nov 16, 2019)
Yards Receiving	171	Q. Randolph, at West Florida (Nov 16, 2019)
TD Receptions	3	Q. Randolph, at West Florida (Nov 16, 2019)
Long Reception	71	Moregan Sharp, vs Mississippi College (Nov 08, 2019)
Field Goals	3	F. Ramirez, at Valdosta State (Sep 21, 2019)
	3	M. Gravely, vs North Greenville (Oct 05, 2019)
Long Field Goal	49	Omar Cervantes, vs West Georgia (Oct 26, 2019)
Punts	8	Cook, T., vs Limestone College (Sep 06, 2019)
Punting Avg	43.4	M. Gravely, vs North Greenville (Oct 05, 2019)
Long Punt	55	M. Gravely, vs North Greenville (Oct 05, 2019)
Punts inside 20	2	M. Gravely, vs North Greenville (Oct 05, 2019)
	2	Omar Cervantes, vs West Georgia (Oct 26, 2019)
	2	Curtiss Thies, at Florida Tech (Nov 02, 2019)
Long Punt Return	24	Dee Alford, at Tusculum (Sep 14, 2019)
Long Kickoff Return	48	Thurlow Wilkins, at Tusculum (Sep 14, 2019)
	48	D. Williams, vs North Greenville (Oct 05, 2019)
Tackles	13	Vada King, at Delta State (Oct 19, 2019)
Sacks	1.5	T. Lafortune, at Florida Tech (Nov 02, 2019)
Tackles For Loss	3.5	D. Byrd, vs North Greenville (Oct 05, 2019)
Interceptions	2	Cornelius Doe, at Florida Tech (Nov 02, 2019)



2019 SEASON STATISTICS

2019 West Alabama Football Final Stats West Alabama Game Superlatives (FINAL) All games

OPPONENT TEAM GAME HIGHS

Rushes	53	vs Mississippi College (Nov 08, 2019)
Yards Rushing	259	at Valdosta State (Sep 21, 2019)
Yards Per Rush	6.3	at Valdosta State (Sep 21, 2019)
TD Rushes	3	vs Mississippi College (Nov 08, 2019)
Pass attempts	43	vs Limestone College (Sep 06, 2019)
	43	vs West Georgia (Oct 26, 2019)
Pass completions	28	at West Florida (Nov 16, 2019)
Yards Passing	443	at West Florida (Nov 16, 2019)
Yards Per Pass	11.4	at West Florida (Nov 16, 2019)
TD Passes	5	at West Florida (Nov 16, 2019)
Total Plays	87	vs West Georgia (Oct 26, 2019)
Total Offense	544	at West Florida (Nov 16, 2019)
Yards Per Play	8.2	at West Florida (Nov 16, 2019)
Points	48	at West Florida (Nov 16, 2019)
Sacks By	4	at Florida Tech (Nov 02, 2019)
First Downs	27	vs West Georgia (Oct 26, 2019)
	27	at West Florida (Nov 16, 2019)
Penalties	11	vs Tuskegee (Sep 28, 2019)
Penalty Yards	111	at Florida Tech (Nov 02, 2019)
Turnovers	4	vs Shorter (Oct 12, 2019)
Interceptions By	3	at Valdosta State (Sep 21, 2019)
	3	at Florida Tech (Nov 02, 2019)
Punts	8	vs Limestone College (Sep 06, 2019)
	8	at Tusculum (Sep 14, 2019)
Punting Avg	43.4	vs Limestone College (Sep 06, 2019)
Long Punt	55	vs North Greenville (Oct 05, 2019)
Punts inside 20	2	vs North Greenville (Oct 05, 2019)
	2	vs West Georgia (Oct 26, 2019)
	2	at Florida Tech (Nov 02, 2019)
Long Punt Return	24	at Tusculum (Sep 14, 2019)



2019 SEASON STATISTICS

2019 West Alabama Football Final Stats West Alabama Red-Zone Results (FINAL) All games

West Alabama Inside Opponent Red-Zone

Date	Opponent	Score	Times In RZ	Times Scored	Total Pts	Rush TDs	Pass TDs	FGs Made	Failed to score inside RZ						
									FGA	Down	Int	Fumb	Half	Game	
Sep 06, 2019	LIMESTONE COLLEGE	W 35-18	4	4	28	4	2	2	0	0	0	0	0	0	0
Sep 14, 2019	at Tusculum	W 47-14	4	4	24	3	2	1	1	0	0	0	0	0	0
Sep 21, 2019	at Valdosta State	L 27-44	4	4	27	4	2	2	0	0	0	0	0	0	0
Sep 28, 2019	TUSKEGEE	W 36-16	6	5	34	5	5	0	0	0	1	0	0	0	0
Oct 05, 2019	NORTH GREENVILLE	L 28-29	5	4	28	4	3	1	0	1	0	0	0	0	0
Oct 12, 2019	SHORTER	W 41-0	5	5	34	5	2	3	0	0	0	0	0	0	0
Oct 19, 2019	at Delta State	L 7-14	5	1	7	1	0	1	0	1	3	0	0	0	0
Oct 26, 2019	WEST GEORGIA	L 17-33	2	2	10	1	0	1	1	0	0	0	0	0	0
Nov 02, 2019	at Florida Tech	W 13-10	4	3	13	1	0	1	2	0	0	1	0	0	0
Nov 08, 2019	MISSISSIPPI COLLEGE	W 35-21	4	4	28	4	3	1	0	0	0	0	0	0	0
Nov 16, 2019	at West Florida	L 37-48	7	6	30	3	2	1	3	0	0	0	1	0	0
Totals			50	42	263	35	21	14	7	2	4	1	1	0	0

42 of 50 (84.0%)

Opponents Inside West Alabama Red-Zone

Date	Opponent	Score	Times In RZ	Times Scored	Total Pts	Rush TDs	Pass TDs	FGs Made	Failed to score inside RZ						
									FGA	Down	Int	Fumb	Half	Game	
Sep 06, 2019	LIMESTONE COLLEGE	W 35-18	3	3	12	1	0	1	2	0	0	0	0	0	0
Sep 14, 2019	at Tusculum	W 47-14	4	2	14	2	1	1	0	1	1	0	0	0	0
Sep 21, 2019	at Valdosta State	L 27-44	6	5	26	3	1	2	2	0	1	0	0	0	0
Sep 28, 2019	TUSKEGEE	W 36-16	3	3	16	2	2	0	1	0	0	0	0	0	0
Oct 05, 2019	NORTH GREENVILLE	L 28-29	4	4	16	1	1	0	3	0	0	0	0	0	0
Oct 12, 2019	SHORTER	W 41-0	1	0	0	0	0	0	0	0	0	1	0	0	0
Oct 19, 2019	at Delta State	L 7-14	2	2	14	2	1	1	0	0	0	0	0	0	0
Oct 26, 2019	WEST GEORGIA	L 17-33	4	4	23	3	1	2	1	0	0	0	0	0	0
Nov 02, 2019	at Florida Tech	W 13-10	2	1	3	0	0	0	1	1	0	0	0	0	0
Nov 08, 2019	MISSISSIPPI COLLEGE	W 35-21	3	3	21	3	3	0	0	0	0	0	0	0	0
Nov 16, 2019	at West Florida	L 37-48	5	5	34	5	2	3	0	0	0	0	0	0	0
Totals			37	32	179	22	12	10	10	2	2	1	0	0	0

32 of 37 (86.5%)



2019 SEASON STATISTICS

2019 West Alabama Football Final Stats West Alabama Overall Team Statistics (as of Aug 25, 2021) All games

Team Statistics	UWA	OPP
SCORING	323	247
Points Per Game	29.4	22.5
Points Off Turnovers	36	51
FIRST DOWNS	237	237
Rushing	85	105
Passing	127	109
Penalty	25	23
RUSHING YARDAGE	1520	1706
Yards gained rushing	1760	2040
Yards lost rushing	240	334
Rushing Attempts	356	434
Average Per Rush	4.3	3.9
Average Per Game	138.2	155.1
TDs Rushing	22	13
PASSING YARDAGE	2990	2507
Comp-Att-Int	246-412-14	220-379-4
Average Per Pass	7.3	6.6
Average Per Catch	12.2	11.4
Average Per Game	271.8	227.9
TDs Passing	21	17
TOTAL OFFENSE	4510	4213
Total Plays	768	813
Average Per Play	5.9	5.2
Average Per Game	410.0	383.0
KICK RETURNS: #-Yards	36-887	35-623
PUNT RETURNS: #-Yards	25-184	10-72
INT RETURNS: #-Yards	4-81	14-62
KICK RETURN AVERAGE	24.6	17.8
PUNT RETURN AVERAGE	7.4	7.2
INT RETURN AVERAGE	20.2	4.4
FUMBLES-LOST	12-6	15-6
PENALTIES-Yards	73-850	69-639
Average Per Game	77.3	58.1
PUNTS-Yards	50-2232	56-2039
Average Per Punt	44.6	36.4
Net punt average	38.4	33.1
KICKOFFS-Yards	59-3318	53-2994
Average Per Kick	56.2	56.5
Net kick average	41.9	34.6
TIME OF POSSESSION/Game	25:49	34:08
3RD-DOWN Conversions	63/147	68/169
3rd-Down Pct	43%	40%
4TH-DOWN Conversions	7/17	11/25
4th-Down Pct	41%	44%
SACKS BY-Yards	23-168	20-137
MISC YARDS	-41	0
TOUCHDOWNS SCORED	43	31
FIELD GOALS-ATTEMPTS	7-10	12-19
ON-SIDE KICKS	0-1	0-2
RED-ZONE SCORES	(42-50) 84%	(32-37) 86%
RED-ZONE TOUCHDOWNS	(35-50) 70%	(22-37) 59%
PAT-ATTEMPTS	(36-40) 90%	(23-28) 82%
ATTENDANCE	21980	17622
Games/Avg Per Game	6/3663	5/3524
Neutral Site Games		0/0

Score by Quarters	1st	2nd	3rd	4th	OT	Total
West Alabama	60	92	96	75	0	323
Opponents	71	61	47	68	0	247



SPRING 2021 SEASON STATISTICS

2019 West Alabama Football Final Stats West Alabama Combined Team Statistics (as of Aug 25, 2021) All games

Date	Opponent	Score	Att.
Sep 06, 2019	LIMESTONE COLLEGE	W 35-18	4444
Sep 14, 2019	at Tusculum	W 47-14	2166
* Sep 21, 2019	at #1 Valdosta State	L 27-44	5792
Sep 28, 2019	TUSKEGEE	W 36-16	5003
* Oct 05, 2019	NORTH GREENVILLE	L 28-29	2134
* Oct 12, 2019	SHORTER	W 41-0	5922
* Oct 19, 2019	at Delta State	L 7-14	3167
* Oct 26, 2019	WEST GEORGIA	L 17-33	2053
* Nov 02, 2019	at Florida Tech	W 13-10	878
* Nov 08, 2019	MISSISSIPPI COLLEGE	W 35-21	2424
* Nov 16, 2019	at #22 West Florida	L 37-48	5619

Record:	Overall	Home	Away	Neutral
All games	6-5	4-2	2-3	0-0
Conference	3-5	2-2	1-3	0-0
Non-Conference	3-0	2-0	1-0	0-0

Rushing	gp	att	gain	loss	net	avg	td	lg	avg/g
Derrick Underwood	11	135	686	19	667	4.9	8	41	60.6
James Smith	11	96	592	39	553	5.8	2	65	50.3
Demetrius Battle	11	64	295	13	282	4.4	8	31	25.6
Christian Saulsberry	11	0	24	0	24	0.0	0	0	2.2
Jack McDaniels	11	47	153	146	7	0.1	3	30	0.6
Tyriq Martin	11	1	1	0	1	1.0	0	1	0.1
Total	11	356	1760	240	1520	4.3	22	65	138.2
Opponents	11	434	2040	334	1706	3.9	13	62	155.1

Team Statistics	UWA	OPP
FIRST DOWNS	237	237
Rushing	85	105
Passing	127	109
Penalty	25	23
RUSHING YARDAGE	1520	1706
Rushing Attempts	356	434
Average Per Rush	4.3	3.9
Average Per Game	138.2	155.1
TDs Rushing	22	13
PASSING YARDAGE	2990	2507
Comp-Att-Int	246-412-14	220-379-4
Average Per Pass	7.3	6.6
Average Per Catch	12.2	11.4
Average Per Game	271.8	227.9
TDs Passing	21	17
TOTAL OFFENSE	4510	4213
Average Per Play	5.9	5.2
Average Per Game	410.0	383.0
KICK RETURNS: #-Yards	36-887	35-623
PUNT RETURNS: #-Yards	25-184	10-72
INT RETURNS: #-Yards	4-81	14-62
FUMBLES-LOST	12-6	15-6
PENALTIES-Yards	73-850	69-639
PUNTS-AVG	50-44.6	56-36.4
TIME OF POSSESSION/Game	25:49	34:08
3RD-DOWN Conversions	63/147	68/169
4TH-DOWN Conversions	7/17	11/25

Passing	gp	effic	comp-att-int	pct	yds	td	lg	avg/g
Jack McDaniels	11	138.65	196-310-9	63.2	2330	17	59	211.8
Jacob Murphree	9	109.54	50-101-4	49.5	660	4	60	73.3
Demetrius Battle	11	-200.00	0-1-1	0.0	0	0	0	0.0
Total	11	130.69	246-412-14	59.7	2990	21	60	271.8
Opponents	11	126.30	220-379-4	58.0	2507	17	71	227.9

Interceptions	no.	yds	avg	td	lg
Josh Hatcher	1	23	23.0	0	23
Caleb Abrom	1	0	0.0	0	0
Jeremiah Boyd	1	58	58.0	0	55
Dorsett Johnson	1	0	0.0	0	0

Receiving	gp	no.	yds	avg	td	lg	avg/g
Bayley Blanchard	11	53	697	13.2	6	52	63.4
Tyriq Martin	11	44	535	12.2	5	51	48.6
Christian Saulsberry	11	34	580	17.1	3	60	52.7
Qua Boyd	11	30	390	13.0	3	38	35.5
Derrick Underwood	11	22	108	4.9	0	15	9.8
Deyon Hill	8	16	192	12.0	1	42	24.0
James Smith	11	15	164	10.9	0	27	14.9
Jurmorris McMillon	7	13	135	10.4	0	25	19.3
Jonnas Spivey	6	7	55	7.9	1	13	9.2
Demetrius Battle	11	6	42	7.0	1	15	3.8
Jerrick Orr	6	5	83	16.6	1	58	13.8
Sid Thurmond	11	1	9	9.0	0	9	0.8
Total	11	246	2990	12.2	21	60	271.8
Opponents	11	220	2507	11.4	17	71	227.9

Punting	no.	yds	avg	lg	tb	fc	i20	50+	blk
Zach Gaines	49	2189	44.7	60	12	7	20	13	0
Zach Boerner	1	43	43.0	43	0	0	1	0	0

Field Goals	fg	pct.	01-19	20-29	30-39	40-49	50-99	lg	blk
Tre Jackson	7-8	87.5	0-0	3-3	4-4	0-1	0-0	39	0
Zach Gaines	0-2	0.0	0-0	0-1	0-1	0-0	0-0	0	1

Punt Returns	no.	yds	avg	td	lg
Sid Thurmond	21	169	8.0	0	48
Christian Saulsberry	1	5	5.0	0	5
Lavorciay Gaddis	1	-5	-5.0	0	0
Jurmorris McMillon	1	2	2.0	0	2
Tyler Butler	1	11	11.0	0	0
Trevonte Carter	0	2	0.0	0	2
Total	25	184	7.4	0	48
Opponents	10	72	7.2	0	24

Scoring	td	fg	PAT			dpx	saf	pts
			kick	rush	rcv			
Demetrius Battle	9	-	-	-	-	-	-	54
Derrick Underwood	8	-	-	-	-	-	-	48
Tre Jackson	-	7-8	26-27	-	-	-	-	47
Bayley Blanchard	6	-	-	-	-	-	-	36
Tyriq Martin	5	-	-	-	-	-	-	30
Qua Boyd	3	-	-	-	1	-	-	20
Christian Saulsberry	3	-	-	1-1	-	-	-	20
Jack McDaniels	3	-	-	-	-	1-2	-	18
James Smith	2	-	-	-	-	-	-	12
Zach Gaines	-	0-2	10-13	-	-	-	-	10
Jonnas Spivey	1	-	-	-	-	-	-	6
Deyon Hill	1	-	-	-	-	-	-	6
Jerrick Orr	1	-	-	-	-	-	-	6
Jacob Murphree	1	-	-	-	-	-	-	6
TEAM	-	-	-	-	-	-	1	2
Total	43	7-10	36-40	1-1	1	1-2	2	323
Opponents	31	12-19	23-28	1-1	-	0-1	-	247

Kick Returns	no.	yds	avg	td	lg
Christian Saulsberry	23	614	26.7	0	78
Jerrick Orr	5	106	21.2	0	24
Deyon Hill	3	73	24.3	0	29
Caleb Abrom	2	44	22.0	0	29
James Smith	1	24	24.0	0	24
Jacob Murphree	1	22	22.0	0	22
Owen Harper	1	4	4.0	0	4
Total	36	887	24.6	0	78
Opponents	35	623	17.8	0	48

Score by Quarters	1st	2nd	3rd	4th	OT	Total
West Alabama	60	92	96	75	0	323
Opponents	71	61	47	68	0	247

All Purpose	g	rush	rcv	pr	kr	ir	total	avg/g
Christian Saulsb	11	24	580	5	614	0	1223	111.2
Derrick Underwo	11	667	108	0	0	0	775	70.5
James Smith	11	553	164	0	24	0	741	67.4
Bayley Blanchard	11	0	697	0	0	0	697	63.4
Tyriq Martin	11	1	535	0	0	0	536	48.7
Total	11	1520	2990	184	887	81	5662	514.7
Opponents	11	1706	2507	72	623	62	4970	451.8

Total Offense	g	plays	rush	pass	total	avg/g
Jack McDaniels	11	357	7	2330	2337	212.5
Derrick Underwood	11	135	667	0	667	60.6
Jacob Murphree	9	108	-9	660	651	72.3
James Smith	11	06	553	0	553	50.3



ATHLETIC DIRECTOR



Director of Athletics Kent Partridge

Kent Partridge assumed the duties of the University of West Alabama's Director of Athletics on June 1, 2021 after serving 10 years handling athletic communications at his alma mater. Partridge replaced Bobby Wallace, who retired from the position May 31, 2021.

Partridge was named Deputy Athletic Director in February 2019, and in addition to duties in sports communications, he was also the sport administrator for Tiger football, baseball and men's basketball under Wallace.

A member of the UWA Athletics Hall of Fame, Partridge brings 35 years of athletic administration experience to the Tiger athletic department.

Partridge also serves on the President's Council, the University Marketing Committee and the UWA Athletics Hall of Fame Committee, as well as the Gulf South Conference Joint Administrators and Hall of Fame Committee.

He also has vast experience in communications, marketing and event management as well as working in print media. His work in the daily newspaper field had him covering beats that included University of Alabama football and Mississippi State baseball, as well as writing a column and working in layout and design. He also worked for the Charleston Post and Courier covering minor league baseball.

Partridge worked six years for the National Basketball Association (NBA) as a Vice President for Communications, as well as serving as a public relations consultant with the Utah Jazz of the NBA. Part of his responsibilities in the NBA was serving as coordinating producer between ESPN and NBA TV for a 16-episode all-access documentary on the North Charleston Lowgators of the NBA G League, as well as ghost writing a weekly column for NBA Hall of Famer Alex English.

Prior to his time in the NBA, Partridge was the director of public relations with the Birmingham Thunderbolts of the XFL, which was owned and operated by NBC and the World Wrestling and Entertainment (WWE).

Partridge is a veteran of collegiate athletics, having directed athletic communications operations at Auburn University, Texas Tech University, Samford University and the University of Montevallo.

He has been the radio play-by-play voice for West Alabama baseball for the last eight years. Partridge was the radio play-by-play voice for UWA men and women's basketball as a student at UWA.

A Birmingham, Alabama native, Partridge graduated from UWA in 1983 with a bachelor of science degree in HPER and Journalism. He is married to Teresa and has one daughter, Courtney, who is the art teacher for both Leeds Primary and Elementary Schools in Leeds, Alabama.

He and Teresa, who is business manager for BBY Publications on the UWA campus, also stay busy sharing their lives with wonder dog Maggie and doing their very best to spoil their grand baby, Charlotte Blair "Charlie" Partridge.



COACHING STAFF



Head Coach Brent Gilliland

Record-setting quarterback and University of West Alabama Athletic Hall of Fame member Brett Gilliland is his alma mater's 21st head football coach. The winningest coach in school history, Gilliland is 45-26 in charge of the Tiger program and showing no signs of slowing down.

Now entering his seventh year as the Tigers head coach, Gilliland returned to West Alabama from Kennesaw State, where he was coaching quarterbacks. Previous coaching stops include Georgia Tech and Georgia Southern.

In just his fourth year as head coach at UWA, he led the Tigers to a 10-3 record and the 2017 Gulf South Conference championship, and a third round trip in the NCAA Division II Playoffs. Under Gilliland, the Tigers became just the third team in school history to win at least ten games and the first since 1975. He followed that with an 8-4 mark in 2018 and another playoff trip.

Following his playing days at UWA, Gilliland began his coaching career as a graduate assistant at Georgia Tech before moving on to the offensive staff at Georgia Southern. While at Georgia Tech, Gilliland was a part of three Atlantic Coast Conference (ACC) Coastal Division Championships (2006, 2008, and 2009). In 2007, Gilliland worked with Yellow Jacket quarterbacks after assisting with the receiving corps in 2006, including Biletnikoff Award winner and current Detroit Lions star Calvin Johnson. In addition, Gilliland coached the running backs for two seasons at Tech, a group that included Doak Walker semi-finalist Jonathan Dwyer. Dwyer was the ACC rushing leader and player of the year in 2008.

In three seasons at Georgia Southern, Gilliland worked with the running backs (2010), tight ends and tackles (2011), and wide receivers (2012). In addition, he took over the recruiting coordinator duties following the conclusion of the 2011 season. With Gilliland on staff, Georgia Southern posted a 31-12 (.721) overall record, won two Southern Conference titles (2011, 2012), and made three consecutive NCAA Football Championship Series (FCS) semifinal appearances during Gilliland's time as an Eagle.

Gilliland was a regional finalist for the Harlon Hill trophy in 2003. He earned all-region recognition from the Football Gazette (2002). He concluded his career as the Tigers' single-season (3,213) and career passing yards (6,689) record holder.

In 2012, he was inducted into the UWA Athletic Hall of Fame. After his playing career, Gilliland had posted four of the top 10 single-game passing performances in school history, including a then school-record of 470 yards against Valdosta State in 2002.

A two-time member of the All-Gulf South Conference Academic list, he was a two-time winner of the Asa Green Scholar-Athlete Award, an award presented to the UWA student-athlete with the highest grade-point average on the football team, winning it in 2001 and 2003.

A 2003 College Sports Information Directors of America (CoSIDA) Academic All-District IV selection, he also was honored twice with a Gulf South Conference "Top Eight" award before graduating magna cum laude from UWA in 2004.

Gilliland and his wife, Amanda, are the parents of a son, Rece (10), and a daughter, Ella Kate (5). His father, Ronnie, was a member of the UWA 1971 National Championship Football team.



COACHING STAFF



Defensive Coordinator/Linebackers ***Steve Sisa***

Steve Sisa is in his fourth season as defensive coordinator at the University of West Alabama after helping lead the Tigers to a conference title in 2017, his first year on the staff.

Sisa came to West Alabama from Arkansas Tech, where he served as co-defensive coordinator during the 2016 season. Prior to that, he worked two seasons at James Madison University as defensive coordinator, outside linebackers coach in 2015, and the safeties coach the year before.

Before James Madison, he spent two seasons at Western Carolina as a defensive backs coach and special teams coordinator in his second year with the Catamounts.

Sisa also has experience on the staff at North Carolina for two years, serving as his safeties coach in 2011 and player development in 2010. Under his guidance in 2011, UNC's safeties accounted for six interceptions and five forced fumbles.

Prior to North Carolina, Sisa served two seasons as a graduate assistant at Southern Mississippi (2008-09).

A native of Manassas, Virginia, Sisa started as a quality control coach at Illinois in 2007, where he worked primarily with linebackers. Illinois was 9-3 that season and advanced to the Rose Bowl for the first time since 1984.

Sisa began his coaching career at Ed White High School in Jacksonville, Florida. He worked as the secondary coach in 2003 and the defensive coordinator from 2004-06.

Sisa played linebacker at Bridgewater College in 1997 before his playing career was cut short due to a shoulder injury. He transferred to Virginia Tech, where he earned a Bachelor's Degree in political science in 2001. He earned a Master's in sports management from Southern Miss in 2009.

He and his wife Lisa are the parents of two boys, Taylor and Nikolas.



COACHING STAFF

Offensive Coordinator/Quarterbacks Don Bailey



Don Bailey joined the West Alabama coaching staff as offensive coordinator and quarterbacks coach in March of 2016. Since coming to UWA, Bailey has led the Tiger offense to heights not previously imagined.

The UWA 2017 team set five team season records alone, including pass completions, total plays, and first downs. Under Bailey's watch, Tiger quarterback Harry Satterwhite led the Gulf South Conference in virtually every passing category on the way to All-America status and a finalist spot for the Harlon Hill Award. In 2018 two Tigers set three individual career offensive records, including quarterback Harry Satterwhite's 677 pass completions and 1,196 passing attempts, and running back Tyler Rogers 32 touchdowns.

Bailey came to UWA from the University of Hawaii, where he spent one season as offensive coordinator while coaching running backs and quarterbacks. Prior to his season at Hawaii, Bailey coached at Idaho State, where he spent four seasons as associate head coach, with offensive coordinator and position coaching responsibilities.

At ISU, Bailey molded the Bengals' attack into one of the best in the Football Championship Subdivision (FCS), earning him Football Scoop's FCS Coordinator of the Year Award in 2014.

Under Bailey's guidance, ISU transformed from one of the lowest-rated offensive teams to the national elite. Before his arrival, ISU ranked 114th (of 117) in total offense and 108th in scoring offense. In 2014, the Bengals finished with the nation's second-best total

offense (562 yards per game), sixth-best scoring offense (40.3 points per game), and scored more than 50 points four times.

In addition, ISU led the FCS in passing, with 348 yards-by-air per game, spearheaded by Walter Payton award finalist and third-team All-America quarterback Justin Arias, who led the nation in passing with 4,076 yards and 38 touchdowns—also making his place in the record books with 322 completions for 3,547 yards and 24 touchdowns in 2013.

Bailey was also instrumental in revitalizing the Bengal running game in 2013. ISU rushed for 1,130 yards, the most since 2007, more than doubling up with an NCAA 23rd-best 2,567 yards and 25 TDs in 2014—breaking a school record that had stood since 1957.

Also shining in Bailey's offense, quarterback Kevin Yost left ISU ranked third in passing yards (6,663) and sixth in touchdowns with 39. At the same time, wide receiver Rodrick Rumble earned four All-America honors in 2011, with first-team All-Big Sky honors in 2011 and '12 with a school and Big Sky record 112 receptions and 1,348 yards as a senior. Rumble finished his career as the top receiver in ISU and Big Sky history as he caught 223 passes for 2,863 yards and 18 TDs.

Before joining ISU, Bailey was passing game coordinator at South Dakota State, where he coached Ryan Berry to first-team Missouri Valley Conference (MVC) honors after leading the league in passing with 3,106 yards and 30 TDs. Berry set season SDSU records for completions, yards and attempts, leading the 2008 SDSU offense to set nine records.

Prior to SDSU, Bailey coached wide receivers at Weber State (2007-08) and was offensive coordinator, quarterbacks, and wide receivers coach under Mike Kramer at Montana State from 2001-06. At MSU, he aided the Bobcats to 2002, 2003, and 2005 Big Sky Championships.

During Bailey's time at Montana State, his offensive teams broke a total of 109 individual and team offensive records.

Bailey also spent time at Cal Poly (1999-2000) as offensive coordinator and coached at Shepherd College and Cheney, first joining mentor Pokey Allen's staff at Portland State from 1991-93 and at Boise State from 1993-96.

At BSU, he helped the Broncos to the 1994 DI-AA National Championship game. While coaching at PSU, Bailey was a part of a team that went to the playoffs each year. Bailey graduated from Portland State in 1991 with a degree in speech communications, playing two seasons (1989-90) at quarterback for the Vikings.

Bailey and his wife, Lisa, have three sons—Cooper, Dalton, and Wyatt—and a daughter—Izabell.



COACHING STAFF



Director of Football Operations *Dave Terry*

Dave Terry was named Director of Football Operations at the University of West Alabama, according to an announcement by head coach Brett Gilliland on March 5, 2020.

Terry comes to UWA from Georgia Tech, where he joined Georgia Tech's football staff as an operations coordinator in 2019.

A four-year football letter winner at Temple (1999-2002), Terry served as the offensive and defensive line coach at West Charlotte H.S. in Charlotte, NC, for two seasons (2015-16). In addition to his on-field coaching duties at West Charlotte, Terry was the team's academic liaison and eligibility/compliance coordinator. He also served as a behavior modification technician for the Charlotte-Mecklenburg school district.

Prior to entering education and coaching, Terry held various roles in the private sector with LGA Executive Services, US Airways, and UPS. He also previously worked as a personal trainer and in member services in the fitness industry.

Terry graduated from Temple with a bachelor of business administration degree in human resource management with a minor in accounting. He and his wife, Monique, have a son, Kaeleb (5).

Defensive Line *Roberto Pinilla*

Roberto Pinilla is in his seventh year as defensive line coach at the University of West Alabama and has made his mark coaching top-flight Tiger defenders.

He has coached All-Gulf South Conference performers, including the 2016 conference sack and tackles for loss leader Darius Ellis and the 2018 tackle for loss leader Jordan Jones. Pinilla also tutored All-conference performers Jared Washington and Mike Williams.

Pinilla came to UWA from Bridgewater College in Virginia, where he served in the same capacity for two seasons.

Prior to his stint at Bridgewater, Pinilla coached the defensive line at Presbyterian College. Before coming to Presbyterian, Pinilla served as the defensive line coach at Furman for four seasons and The Citadel for four years.





COACHING STAFF

Offensive Line Devin Myers



Devin Myers is beginning his fifth season as a member of the Tiger coaching staff, his second as a full-time assistant coach after taking over the offensive line's duties prior to the 2018 season.

After finishing his UWA playing career, Myers worked two years as a graduate assistant working with tight ends and offensive linemen. Myers worked as a student assistant before being named a graduate assistant.

In his brief time as offensive line coach, Myers has already coached all-conference, all-region, and All-America players Call Dyer and Brandon Anderson

He was a two-year starter at offensive guard for the Tigers and helped lead the team to a 17-7 record, an NCAA Playoff appearance, and back-to-back Gulf South Conference titles (2012 and 2013). The UWA offense scored 75

touchdowns and averaged 539.1 yards per game, with Myers in the trenches.

Myers started for two seasons at Foothill (Calif.) Community College at offensive guard before transferring to West Alabama. He was a first-team All-Nor-Cal conference player, a 2012 Rivals/JC Gridiron #10 recruit, and a two-year team captain.

Myers earned his Bachelor of Science in Interdisciplinary Studies at UWA in 2016.

Wide Receivers/Special Teams Carmen Felus

Carmen Felus is returning to the University of West Alabama football coaching staff as wide receivers coach and special teams coordinator in April 2021.

This is Felus' second stint at West Alabama after serving as offensive coordinator from 2014-16. He has been on the staff at Stony Brook University since 2016 as offensive coordinator and quarterbacks coach.

Other coaching stops for Felus include being the offensive coordinator and quarterbacks coach at Tennessee-Martin (2011-14), head coach at Juniata College (2009-11), offensive coordinator and associate head coach at Tennessee-Chattanooga (2006-08), offensive coordinator at Indiana University of Pennsylvania (2000-06), offensive coordinator at Shepherd University (1998-2000), pass game coordinator and receivers coach at Adams State (1997-98) and quarterbacks and receivers coach at Saint Francis (1995-97).





COACHING STAFF

Tight Ends **David Thornton**



David Thornton is in his fifth year as a member of the Tiger coaching staff after returning to the University of West Alabama football program in the Spring of 2016. He coaches the Tiger tight ends after spending the 2016 and 2017 seasons as the offensive line coach.

Thornton has tutored several all-conference and All-America offensive linemen over the last two seasons at UWA. Qua Boyd is a two-time All-American, All-Region, and All-GSC choice under Thornton's guidance.

Thornton served as the head coach at Jones County (Miss.) Junior College for the last two seasons, where he posted a 7-11 record.

This is his second stint at UWA, where he was the offensive coordinator from 2001-04. IN his first stint at UWA, he coached two Harlon Hill

South Regional finalists, three All-Americans, four All-South selections, and four All-Gulf South Conference players, including current head coach Brett Gilliland.

While Thornton was at UWA, the Tigers rewrote numerous school rushing, passing, and receiving marks. Their offense ranked fourth nationally in 2002 and 12th in 2003.

Prior to replacing Ray Perkins as head coach at JCJC, Thornton had served the previous two seasons as offensive coordinator/quarterbacks coach and recruiting coordinator for the Bobcats.

In 2013, the Bobcats offense averaged 40.6 points per game. Jones County passed for 327.5 yards per game, second in the MACJC and fourth in the MACJC. In addition, they rushed for 135.5 yards per game and averaged 463.0 yards per game, which was second in the MACJC and eighth in the NJCAA.

In 2012, the Bobcats averaged 32.8 points per game and 412.0 yards per game in Thornton's first year as offensive coordinator.

A native of Vernon, Alabama, and a 1990 graduate of Lamar County High School, Thornton played quarterback for the University of the South (1990-92) in Sewanee, Tennessee. He finished his college career at the University of Alabama-Birmingham (1992-95), where he was a running back for the Blazers. He also coached as a student and graduate assistant for the Blazers from 1994-98, working with the offensive line, tight ends, and running backs.

Thornton came to JCJC after four years as offensive coordinator at Southwest Mississippi. He was offensive coordinator at Northwest Mississippi from 2005-07. He served as offensive coordinator at Middle Georgia Junior College from 1998-2000. The Warriors were 27-8, won two NJCAA bowl games, and had two top-five national rankings during those three seasons.

He earned a bachelor's degree in secondary education from UAB in 1995, and a master's in 1998. Thornton and his wife, Tonya, have three children, Andrew, Carson, and Lizzie.



COACHING STAFF

Defensive Backs *Kevie Thompson*



Kevie Thompson took over duties of coaching Tiger defensive backs in May of 2021.

Thompson came to West Alabama from Hinds (Miss.) Community College, where he served as associate head coach, defensive coordinator, and defensive backs coach. His pass defense at Hinds was ranked No. 1 in the nation, with the scoring defense ranked fourth in the MAJC and 18th nationally in points per game allowed at 19.0. Thompson's total defense at Hinds was 33rd in the nation.

Prior collegiate coaching stops for Thompson include Bethany College, where he coached defensive backs and served as the pass game coordinator. He also served as a volunteer assistant at the University of Florida with defensive coordinator Todd Grantham in the spring of 2018. He also helped run camps at South Carolina and Ole Miss.

High school coaching assignments for Thompson include Starkville (Miss.) High School, Taylorsville (Miss.) High School, Madison Central (Miss.) High School and Raleigh (Miss.) High School.

Thompson played collegiately as a defensive back at Jones (Miss.) Junior College (2007-07) before transferring to Southern Miss (2008-09) to finish his career. He helped lead the Golden Eagles to a pair of New Orleans Bowl appearances.

After earning his Bachelor of Science Degree in Education from Southern Miss in 2010, Thompson earned a Master's in Education at William Carey University in 2014 and a Specialist in Education Leadership from William Carey in 2016.

Running Backs *Nate Harris*

Nate Harris was hired as running backs coach at the University of West Alabama on Jul 13, 2020, and is beginning his second season at UWA. Harris comes to UWA from the staff at Guilford (N.C.) College.

Harris joined the Guilford staff as running backs coach in August 2018 after spending the previous three seasons as an assistant football coach at Middle Creek (N.C.) High School. He coached defensive backs at MCHS, helping the team to a 35-6 record, two South Wake conference titles, and back-to-back undefeated seasons in 2015 and 2016.

His Middle Creek defensive back group collected 54 interceptions in three years. Harris coached five all-conference selections, one all-state selection, and five of his student-athletes earned scholarships to play collegiately.

Harris graduated from Western Carolina University, where he was a member of the football team from 2008 to 2011. He joined the Catamounts as a walk-on and eventually earned a full athletic scholarship and was named permanent team captain for two seasons.



As a junior, Harris produced more than 1,000 all-purpose yards and just under 1,700 in his junior and senior season combined. He was the only player at WCU who was voted team captain as an underclassman.

From Holly Springs, N.C., he earned his bachelor's degree from Western Carolina in 2012 after double-majoring in broadcasting and public relations. The following year, he earned a master's degree in interactive media from Elon University.



COACHING STAFF



Keon Shaw
Defensive Graduate Assistant



Stefond Davis
Defensive Graduate Assistant



Qua Boyd
Offensive Graduate Assistant



Keon Shaw
Offensive Graduate Assistant



GSC MAJOR AWARDS

ALL-GULF SOUTH SELECTIONS

FIRST TEAM ALL-GSC PLAYERS: 142

FOUR-TIME ALL-GSC PLAYERS

Ken Watson	DB	1985-1988
Call Dyer	C	2016-2019

THREE-TIME ALL-GSC PLAYERS

Adrian Gant	DL	1971-1973
Stanley King	DB	1975-77
Steve Hyche	LB	1986-1988
George Bates	FS	1999-2001
Paul Girton	BT	2004-2006
Kyle Caldwell	QB	2011, 2013, 2014
Brandon Anderson	OT	2017-19
Qua Boyd	TE	2017-2019

OFFENSIVE PLAYER OF THE YEAR

Clemitt Spruiell	QB	1971
Kyle Caldwell	QB	2013, 2014

Defensive Player of the Year

Ken Hutcherson	LB	1972
Adrian Gant	DL	1973
Stanley King	DB	1975
Willie Cameron	DL	1980
Charles Martin	DL	1982
Leonard Jackson	DL	1983
Deon Lacey	DB	2011
Ridge Wilson	DL	2012
Terry Samuel	LB	2017

GSC FRESHMAN OF THE YEAR

Marty Hammond	WR	1993
Shontral Ford	DB	2009
Kyle Caldwell	QB	2011

GSC COACH OF THE YEAR

Mickey Andrews	1971
Jim King	1975
Will Hall	2011 & 2012
Brett Gilliland	2017

Jared Adair	LS	2017
James Alexander	DT	2011
Tarig Ali	LB	2007, 2009
Michael Allen	RS	2000
Terry Allen	RS	2007, 2009
Brandon Anderson	OT	2017-2019
Vonny Armistad	KR	1999
Donta Armstrong	WR	2016, 2017
Ronnie Ashley	OG	1974, 1975
Jacobi Avery	LB	2007
Ricky Austin	FB	1982
Alfred Banks	RS	1990
Fred Barnes	SS	2014
George Bates	FS	1999-2001
Johnny Benavidez	CB	1972
Jordan Bennett	PK	2016
Jim Berryman	DT	1972
Steve Birchfield	CB	1979
Jimmy Black	WR	1978
Jamaal Blackwell	CB	2017
Dontavius Blair	OT	2017
Bayley Blanchard	WR	2018, 2019
Qua Boyd	TE	2017-2019
Horace Bradley	LB	1980, 1981
Ricky Brown	DE	1978
Taylor Burnett	OT	2012, 2013
Malcolm Butler	CB	2012, 2013
Butch Caldwell	OT	1980
Kyle Caldwell	QB	2011, 2013, 2014
Willie Cameron	NG	1979, 1980
Roy Campbell	DE	1989-1990
Leon Carlyle	LB	1985
Matt Carman	WR	1992, 1993
Tommy Cartwright	TE	1972
Chris Coach	WR	2006
Curtlis Coleman	LB	1980
Ethan Corkren	OT	2013
Chuck Curry	OL	2011
Cedric Daniels	DT	1993
Corey Davis	WR	2017
Gerard Davis	LB	1990
Steve Davis	FS	1973
J.D. Douglas	FS	2009
Jimmy Duncan	OG	1972
Call Dyer	C	2016-2019
Drew Edgar	LS	2018
Darius Ellis	DE	2016, 2017



ALL-GULF SOUTH SELECTIONS

Rusty Fender	OG	1981	Deon Lacey	LB	2011, 2012
Andrew Fields	WR	1983, 1984	Terry Langston	LB	1991
Otha Foster	DB	2011, 2012	Josh Lewis	DE	2011
Gerald Gales	WR/RS	2002	Larry Lightfoot	RB	1971
Bill Galligar	OT	1985	Kenny Littles	DE	1985, 1986
Brett Gilliland	QB	2002	Malik Lofton	RS/WR	2012, 2013
Paul Girton	LS	2004-2006	Andy Lomax	K	1984
Ronnie Glanton	DR	1987	Fletcher Louallen	CB	1983
Austin Grammer	WB	2016	Rany Lowery	WR	2010
Mario Gainer	DE	2013	Tevin Madison	CB	2017
Zack Gaines	P	2017-2018	Charles Martin	DT	1981, 1982
Adrian Gant	DE	1971-1973	Cole Mason	FB	2007
Mark Grant	PK	2013	DeAntuan Matthews	LB	2009
Mike Green	DE	1978	Ken May	WR	2011
Richard Groover	FS	1983, 1984	Kidane McBride	LB	2006
Terry Guidry	WR/KR	1994	Demetruce McNeal	FS	2013
Derrick Gunnerson	LB	1989	Henry Morales	FS	1998
Jack Hankins	P	1995	Ty Morgan	TE	2013, 2014
Jason Hawkins	TE	2009	Justin Moore	OL	2010
Justin Hawkins	DT	2001	Wes Mounger	RS	2010
Ritchie Harbison	CB	1992	Robert Myers	RB	2016
Marshon Harper	FS	1993	Taderion Myhand	S	2017
Shane Harrison	LB	1991	Andy Nations	OL	2011, 2012
Kyle Henderson	WR	2002	Jeff Nick	DT	1991
Chris Hilliker	P	1990, 1991	Bean Neal	DE	2003
Gary Holmes	LB	1975	Elija Norris	LB	1984
Tony Holmes	OG	1975	Tyler O'Neal	TE	2013
Nolaski Houston	PR	1995	Kendrick Office	DE	1998, 1999, 2000
Deron Huerkamp	LB	1987, 1988	Kenneth Oglesby	DT	1981, 1982
Matt Humphries	LS	2013	Garry Pack	LB	2008
Hubert Hurst	OT	1981, 1982	Willie Packer	DT	2012
Ken Hutcherson	LB	1972, 1973	Jerry Pitts	LB	1974, 1975
Steve Hyché	LB	1986-1988	Gabe Poe	LB	2011
Jordan Ikner	P	2012	Jared Porter	OL	2009, 2010
Johnny Jackson	DL	2006	Mitchell Price	NG	1982
Leonard Jackson	NG	1983	Phillip Propst	DE	1983
Donald Jefferson	DE	1976	Albert Reeves	OG	1985
Gary Johnston	QB	2012, 2013	Kendrick Rhodes	RB	2013
John Jones	OG	1997	Jeff Richards	OT	1986
Randall Jones	LB	2004	Jason Riles	DL	2006
Robert Jones	SS	2013	Reggie Riley	RB	1989
Ryan Jones	DE	2013	Seth Roberts	WR	2013
Phillip Keef	RB	1999	Marcus Ross	RB	2004
Tim Kelley	DL	2006	Fred Stickney	CB	1980, 1981
Artega Kyles	LB	1985	Nels Strickland	LB	1971
Stanley King	FS	1975, 1976, 1977	Javae Swindle	RB	2013
Doug Kellom	RB	1983	Melvin Taylor	WR	1991



ALL-GULF SOUTH SELECTIONS

Paul Teague	C	1977, 1979
Ben Thoma	K/P	2000, 2001, 2002
Lakendric Thomas	RB	2016, 2017
Lewis Thompson	LB	2006
Chad Toocheck	WR	2012, 2013, 2014
Dee Virgin	CB	2016
Mitch Warfield	K	2006
Clinton Washington	KB	1999
Kenneth Watson	CB	1985, 1986, 1987, 1988
Jon Weinreich	OL	2008, 2009
Rodney White	DB	1991
Deon Williams	QB	2010
Leroy Williams	OT	1991, 1993
Michael Williams	DT	2017
Wayne Williams	C	1986
Matthew Willis	RB	2011, 2012
Ricks Willis	LB	2013
Mike Wimberly	WR	1976
Willie Woods	TE	1975
Gerald Worsham	WR	2010, 2011
Jerin Wright	RB	2006
Steve Young	C	1993
Patrick Zafiris	OT	1994

ALL-AMERICANS

First-Team All Americans

1950	Jack Jones, Runningback
1966	Bill Johnson, Wide Receiver
1971	Nels Strickland, Middle Linebacker (NAIA)
1972	Ken Hutcherson, Middle Linebacker (NAIA)
1974	Ronnie Slovensky, Placekicker (NAIA)
1982	Charles Martin, Defensive Tackle (AP)
1984	Andrew Fields, Split End (Kodak)
1986	Kenny Littles, Defensive End (Football News)
1987	Ronnie Glanton, Defensive Tackle (Football News, AP)
1988	Steve Hyche, Linebacker (Football Gazette)
1993	Matt Carman, Split End (AP)
1997	John Sedely, Placekicker (AFCA, Buger King, AP)
2006	Mitch Warfield, Kicker (AFCA)
2011	Deon Lacey, Linebacker (AFCA)
2012	Deon Lacey, Linebacker (DH) Ridge Wilson, Defensive End (D2Football.com) Ryne Smith, Kicker (D2Football.com)
2013	Taylor Burnett, Offensive Tackle (BSN)
2014	Kyle Caldwell, Quarterback (USA College Football) Fred Barnes, Safety (USA College Football)
2015	Tyreek Hill, Wide Receiver (D2 Football, AFCA) Kennedy Estelle, Offensive Lineman (USA College Football) Daryl Collins, Wide Receiver (USA College Football) Jared Washington, Defensive Lineman (USA College Football) Quentin Harton, Linebacker (USA College Football)
2016	Darius Ellis, Linebacker (Don Hansen)
2017	Donta Armstrong, Wide Receiver (AFCA) Terry Samuel, Linebacker (AP)
2019	Qua Boyd, Tight End, (CCA)

Second-Team All Americans

1971	Clemit Spruiell, Quarterback (NAIA)
1973	Adrian Gant, Defensive End (NAIA)
1980	Willie Cameron, Nose Gurad (AP)
1987	Steve Hyche, Linebacker (Football News)
1993	Matt Carman, Split End (Division II)
1999	George Bates, Defensive Backs (USA Football)
2002	Gerald Gales, Wide Receiver (AP, Daktronics)
2008	Garry Pack, Linebacker (Daktronics)
2011	Deon Lacey, Linebacker (AP, D2Football.com, Don Hansen) Matthew Willis, Running Back (Don Hansen)
2013	Taylor Burnett, Offensive Line (Don Hansen) Malcolm Butler, Cornerback (BSN) Javae Swindle, Running Back (BSN)
2015	Kennedy Estelle, Offensive Line (D2 Football) Brandon Keel, Linebacker (USA College Football)
2017	Dontavius Blair, Offensive Tackle (AFCA) Zach Gaines, Punter (Don Hansen)
2018	Qua Boyd, Tight End (AP, CCA)
2019	Zach Gaines, Punter (AFCA)



ALL-AMERICANS

Third-Team All Americans

- 1975 Teddy Saenz, Offensive Guard (AP)
 1993 Matt Carman, Side End (CM Frank)
 Steve Young, Center (Division II)
 1995 Jack Hankins, Punter (CM Frank)
 2013 Mario Gainer, Defensive Lineman (Don Hansen)
 Mark Grant, Kicker (Don Hansen)
 Ty Morgan, Tight End (Don Hansen)
 Skeeter Sellers, Offensive Lineman (Don Hansen)
 Demetruce McNeal, Defensive Back (BSN)
 2018 Qua Boyd, Tight End (DH)

Fourth-Team All Americans

- 2004 Marcus Ross, Runningback (College Sports Report)
 2014 Kyle Caldwell, Quarterback (BSN)

Honorable Mention

- 1971 Nels Strickland, Middle Linebacker (AP)
 Clemit Spruiell, Quarterback (AP)
 Tommy Hoffan, Free Safety (NAIA)
 Herbie Malone, Defensive Tackle (NAIA)
 Jim Berryman, Offensive Tackle (NAIA)
 1973 Ken Hutcherson, Middle Linebacker (NAIA)
 Brandon Anderson, Offensive Tackle (DH)
 1974 Teddy Saenz, Offensive Guard (NAIA)
 1975 Teddy Saenz, Offensive Guard (NAIA)
 Jerry Pitts, Defensive End (AP)
 Stanley King, Free Safety (AP, NAIA)
 Tony Holmes, Offensive Guard (NAIA)
 Frank Rudowski, Defensive Tackle (NAIA)
 1976 Stanley King, Free Safety (NAIA)
 Mike Winberly, Side End (NAIA)
 1977 Stanley King, Free Safety (NAIA)
 1982 Hubert Hurst, Offensive Tackle (AP)
 Mitchell Price, Nose Guard (AP)
 Johnny Shepherd, Runningback (AP)
 1993 Marshon Harper, Free Safety (CM Frank)
 Steve Young, Center (CM Frank)
 Marty Washington, Quarterback (CM Frank)
 Leroy Williams, Offensive Tackle (CM Frank)
 1995 Jack Hankins, Punter (Don Hansen)
 2002 Gerald Gales, Wide Receiver (AP, Football Gazette)
 Kyle Henderson, Wide Receiver (Football Gazette)
 2008 Garry Pack, Linebacker
 (Football Gazette, D2Football.com)
 2011 Matthew Willis, Runningback (D2Football.com)
 2012 Malcolm Butler, Cornerback (D2Football.com)
 2013 Malcolm Butler, Cornerback (Don Hansen)
 2017 Qua Boyd, Tight End (Don Hansen)
 Donta Armstrong, Wide Receiver
 (Don Hansen, D2Football.com)
 Tevin Madison, Cornerback
 (Don Hansen, D2Football.com)
 Terry Samuel, Linebacker
 (Don Hansen, D2Football.com)
 Harry Satterwhite, Quarterback
 (Don Hansen, D2Football.com)

ALL-AMERICANS

- 2017 Dontavius Blair, Offensive Tackle (D2Football.com)

Freshman All-American

- 2014 Rashaad Lee, Running Back (USA College Football)

All-American Academic

- 1984 Leland McCully, Punter, 2nd Team (CoSIDA)

All-Region

- 2002 Kyle Henderson, Wide Receiver (Daktronics)
 Gerald Gales, Wide Receiver (Daktronics)
 Ben Toma, Kicker (Daktronics)

First Team

- 2007 Terry Allen, Wide Receiver (Daktronics)
 2008 Garry Pack, Linebacker (Daktronics)
 2009 Terry Allen, Right Safety (Daktronics)
 Tariq Ali, Linebacker (Daktronics)
 Shontral Ford, Defensive Back (Daktronics)
 2010 Gerald Worsham, Wide Receiver
 (Daktronics, Don Hansen)
 2011 Deon Lacey, Linebacker (Don Hansen)
 2013 Javae Swindle, Running Back
 (Don Hansen, Daktronics)
 Skeeter Sellers, Offensive Lineman (Don Hansen)
 2014 Kyle Caldwell, Quarterback (Don Hansen)
 Fred Barnes, Strong Safety (Daktronics)
 2015 Tyreek Hill, Return Specialist (All-Super Region Two)
 Jared Washington, Defensive Lineman (Don Hansen)
 2016 Darius Ellis, Defensive End (Don Hansen, D2CCA)
 2017 Qua Boyd, Tight End (Don Hansen, CCA)
 Terry Samuel, Linebacker (Don Hansen, CCA)
 Tevin Madison, Cornerback (Don Hansen, CCA)
 Zach Gaines, Punter (Don Hansen, CCA)
 Brandon Anderson, Offensive Tackle (CCA)
 2018 Qua Boyd, Tight End (Don Hansen, CCA)
 Brandon Anderson, Offensive Tackle (CCA)
 Terry Samuel, Linebacker (CCA)
 2019 Qua Boyd, Tight End (CCA)

Second Team

- 2004 Randall Jones, Linebacker (Daktronics)
 2008 Garry Pack, Linebacker (Don Hansen)
 2009 Jared Porter, Offensive Linebacker (Daktronics)
 Justin Moore, Offensive Linebacker (Daktronics)
 Jason Hawkins, Tight End (Don Hansen)
 Tariq Ali, Linebacker (Don Hansen)
 Terry Allen, Right Safety (Don Hansen)
 Jon Weinreich, Offensive Lineman (Don Hansen)
 2010 Jared Porter, Offensive Lineman (Don Hansen)
 2011 Matthew Willis, Running Back (Don Hansen)
 2013 Taylor Burnett, Offensive Lineman (Daktronics)
 Mark Grant, Kicker (Daktronics)
 Mario Gainer, Defensive End (Daktronics)
 Malcolm Butler, Defensive Back
 (Don Hansen, Daktronics)
 Demetruce McNeal, Defensive Back (Don Hansen)
 2014 Kyle Caldwell, Quarterback (Daktronics, BSN)



ALL-AMERICANS

	Fred Barnes, Strong Safety (Don Hansen, BSN)
	Chad Toocheck, Wide Receiver (BSN)
2015	Tyreek Hill, Return Specialist (Don Hansen)
	Quentin Harton, Linebacker (All-Super Region Two, Don Hansen)
2016	Donta Armstrong, Wide Receiver (D2CCA)
2017	Harry Satterwhite, Quarterback (Don Hansen, CCA)
	Donta Armstrong, Wide Receiver (Don Hansen)
	Taderion Myhand, Safety (CCA)
2018	Brandon Anderson, Offensive Tackle (Don Hansen)
	Terry Samuel, Linebacker (Don Hansen)
	Call Dyer, Center (CCA)
	Jordan Jones, Defensive End (CCA)
2019	Brandon Anderson, Offensive Tackle (CCA)
Third Team	
2008	Jon Weinreich, Offensive Lineman (Don Hansen)
2009	JD Douglas, Defensive Back (Don Hansen)
2011	Gerald Worsham, Wide Receiver (Don Hansen)
	Andy Nations, Offensive Lineman (Don Hansen)
	Josh Lewis, Defensive End (Don Hansen)
2014	Chad Toocheck, Wide Receiver (Don Hansen)
2015	Kennedy Estelle, Offensive Lineman (Don Hansen)
2017	Call Dyer, Center (Don Hansen)
	Brandon Anderson, Offensive Tackle (Don Hansen)
	Michael Williams, Defensive Tackle (Don Hansen)
2018	Call Dyer, Center (Don Hansen)
	Jordan Jones, Defensive End (Don Hansen)

FORMER UWA PLAYERS IN THE PROS

	<u>TERRY ALLEN, WR</u>	
	Rocket City (PSFL)	2010-12
	<u>DONTA ARMSTRONG, WR</u>	
	Saskatchewan Roughriders (AFL)	2018
	Arizona Rattlers (AFL)	2018-19
	<u>TONY BADGER, CB</u>	
	New York Giants (NFL)	2002
	<u>DONTAVIUS BLAIR, OL</u>	
	Toronto Argonauts (CFL)	2019-present
	<u>MALCOLM BUTLER, CB</u>	
	New England Patriots (NFL)	2014-2017
	Tennessee Titans (NFL)	2018-2020
	Arizona Cardinals (NFL)	2021-present
	<u>LEON CARLYLE, LB</u>	
	Calgary Stampeders (CFL)	1986
	<u>MATT CARMAN, WR</u>	
	Albany Firebirds (AFL)	1996
	Las Vegas Gladiators (AFL)	1997
	<u>KENNEDY ESTELLE, OL</u>	
	Saskatchewan Roughriders (AFL)	2016
	Montreal Alouettes (CFL)	2019
	<u>OTHA FOSTER, SS</u>	
	Kansas City Chiefs (NFL)	2013
	Toronto Argonauts (CFL)	2014
	Edmonton Eskimos (CFL)	2014-15
	Baltimore Ravens (NFL)	2017
	Saskatchewan Roughriders (CFL)	2017
	BC Lions (CFL)	2018
	Saskatchewan Roughriders (CFL)	2019-present
	<u>GERALD GALES, WR</u>	
	Rome Renegades (NIFL)	2006
	Columbus Lions (SIFL)	2008-09
	<u>RONNIE GLANTON, DT</u>	
	Hamilton Tiger-Cats (CFL)	1989-90
	<u>LORENZO GRAHAM, RB</u>	1988-97
	Tampa Bay Storm (AFL)	
	Connecticut Coyotes (AFL)	
	New York City Hawks (AFL)	
	Toronto Argonauts (CFL)	
	BC Lions (CFL)	
	Calgary Stampeders (CFL)	
	Scottish Claymores (WLAFL)	



FORMER UWA PLAYERS IN THE PROS

<u>RICHARD GROOVER, FS</u> Denver Broncos	1985	<u>FLETCHER LOUALLEN, DB</u> St. Louis Cardinals (NFL) Minnesota Vikings (NFL)	1986 1987
<u>KEVIN GUY, WR</u> Minnesota Fighting (AFL) New Jersey Red Dogs (AFL) Orlando Predators (AFL)	1996 1997-99 1999	<u>TEVIN MADISON, CB</u> Iowa Barnstomers (IFL)	2019
<u>HUBERT HURST, OT</u> Los Angeles Raiders (NFL)	1983	<u>HERBIE MARLONE, DT</u> Atlanta Falcons	1974
<u>KEN HUTCHERSON, LB</u> Dallas Cowboys (NFL) San Diego Chargers (NFL) Green Bay Packers (NFL) Seattle Seahawks (NFL)	1974 1975 1975 1976	<u>CHARLES MARTIN, DT</u> Birmingham Stallions (USFL) Edmonton Eskimos (CFL) Green Bay Packers (NFL) Houston Oilers (NFL) Atlanta Falcons (NFL)	1983 1984 1984-87 1987 1988
<u>TYREEK HILL, WR</u> Kansas City Chiefs (NFL)	2016-present	<u>DEMETRUCHE MCNEAL, FS</u> Green Bay Packers (NFL)	2013
<u>JOE HOLLIS, WR</u> Buffalo Bills (NFL)	1983	<u>ELJA NORRIS, LB</u> Calgary Stampeders (CFL)	1985-86
<u>STEVE HYPHE, LB</u> Chicago Bears (NFL) Birmingham Fire (WLAFL) Phoenix Cardinals (NFL)	1989 1991 1991-93	<u>KENDRICK OFFICE, DE</u> Buffalo Bills (NFL)	2002-03
<u>LEONARD JACKSON, DT</u> Calgary Stampeders (CFL)	1985	<u>KENNETH OGLESBY, DT</u> Hamilton Tiger-Cats (CFL)	1983
<u>BILL JOHNSON, P</u> Denver Broncos (NFL) New York Giants (NFL) Atlanta Falcons (NFL) Florida Blazers (WFL)	1967-1970 1970 1971-75 1975	<u>MITCHELL PRICE, DE</u> Hamilton Tiger-Cats (CFL)	1983-87, 91
<u>JACK JONES, RB</u> Cleveland Browns	1951	<u>ANTHONY RIGGINS, DE</u> Winnipeg Blue Bombers (CFL)	1995-96
<u>DOUG KELLOM, RB</u> Winnipeg Blue Bombers (CFL)	1984	<u>PETE RILEY, QB</u> Winnipeg Blue Bombers (CFL)	1987
<u>STANLEY KING, FS</u> Oakland Raiders (NFL)	1976	<u>SETH ROBERTS, WR</u> Oakland Raiders (NFL) Baltimore Ravens (NFL) Carolina Panthers (NFL) Green Bay Packers (NFL)	2014-18 2019 2020 2020
<u>DEON LACEY, LB</u> Dallas Cowboys (NFL) Edmonton Eskimos (NFL) Miami Dolphins (NFL) Buffalo Bills (NFL) Saskatchewan Roughriders (CFL)	2013 2014-16 2017, 19 2017-18, 20 2021-present	<u>CARVELL ROWELL, QB</u> Houston Oilers (NFL)	1966
<u>LARRY LIGHTFOOT, RB</u> New York Jets (NFL)	1974	<u>LAWRENCE SAMUELS, WR</u> Tampa Bay Storm (AFL) New Jersey Gladiators (AFL)	1994-2000, 03-07 2001
		<u>JOHNNY SHEPHERD, RB</u> Hamilton Tiger-Cats (CFL) Buffalo Bills (NFL) New York Knights (AFL)	1983-86 1987 1988



FORMER UWA PLAYERS IN THE PROS

<u>RONNIE SLOVENSKY, K</u> Buffalo Bills (NFL)	1975
<u>LARRY STEPHENSON, QB</u> Memphis Showboats (USFL) Kansas City Chiefs (NFL)	1985 1985
<u>FRED STICKNEY, CB</u> Hamilton Tiger-Cats (CFL)	1973
<u>NELS STRICKLAND, LB</u> Toronto Argonauts (CFL)	1972
<u>TONY TRUELOVE, RB</u> Birmingham Stallions (USFL) Minnesota Vikings (NFL) Hamilton Tiger-Cats (CFL)	1986 1987-88 1989
<u>DEE VIRGIN, CB</u> Houston Texans (NFL) Detroit Lions (NFL) Los Angeles Rams New England Patriots	2017-18 2018-20 2020 2020-present
<u>ABRAHAM WALLACE, S</u> Buffalo Bills (NFL)	2019
<u>KEN WATSON, DB</u> Calgary Stampeders (CFL) Montreal Alouettes (CFL) Edmonton Eskimos (CFL)	1992-93 1996-97 2000
<u>MATT WILLIS, RB</u> Cleveland Browns (NFL)	2014
<u>RIDGE WILSON, DE</u> Kansas City Chiefs (NFL)	2013

UWA COACHING RECORDS

Coach	Years	W-L-T
Brett Gilliland	2014-Present	45-26
Frank North	1979-84	31-29
Jim King	1973-76	29-14-1
Bobby Wallace	2006-10	26-30
Will Hall	2011-13	25-11
Sam McCorkle	1985-90, 04-05	24-62-1
Micky Andrews	1970-72	23-7-2
James Garner	1960-66	22-39-1
Morris Higginbotham	1967-69	19-9-2
Vaughn Mancha	1949-51	18-10-2
Lloyd Sisco	1991-93	13-16-1
Paul Tubb	1939-41	11-10-1
Bobby Johns	1997-2000	11-31
Randy Phippen	2001-03	8-25
F.G. McCollum	1942	6-3
Todd Stroud	1994-96	6-25
Jack Crowe	1977-78	5-15
Bob Williams	1952	4-6
Ray Richeson	1953-56	4-30-1
C.A. Douglas	1947-48	3-13-1
Robert Cire	1957-59	2-22



SERIES RECORD VS 2021 OPPONENTS

(UWA RECORD IN PARENTHESES)

MOREHOUSE	(0-0-0)	1990	L	36-0	2013	W	45-14	2011	L	22-21	
FIRST MEETING		1991	L	25-14	2014	L	26-17	2012	W	39-28	
TUSKEGEE	(7-3-0)	1992	W	37-32	2015	L	32-14	2012	L	49-21	
1975	W	38-27	1993	T	22-22	2016	W	31-7	2013	W	21-16
1976	L	24-20	1994	L	48-0	2017	W	34-31	2014	L	24-17
1977	W	13-10	1995	L	30-7	2018	L	25-27	2015	L	55-28
1978	W	23-17	1996	W	22-21	2019	L	33-17	2016	L	37-22
1979	W	25-13	1997	W	38-10	SHORTER	(8-0)	2017	W	38-14	
1980	W	30-27	2012	W	41-3	2010	W	37-7	2018	L	58-24
1981	L	21-3	2014	W	41-28	2013	W	63-17	2019	L	44-27
1982	W	21-20	2015	W	14-13	2014	W	55-10	DELTA STATE	(27-36-3)	
2004	L	20-0	2016	W	38-13	2015	W	52-27	1940	T	0-0
2019	W	36-16	2017	W	42-13	2016	W	43-28	1946	W	14-0
NORTH AMERICAN	(0-0-0)	2018	W	24-3	2017	W	62-0	1947	W	7-0	
FIRST MEETING		2019	W	35-21	2018	W	48-17	1948	L	27-6	
MISSISSIPPI COLLEGE	(25-19-2)	WEST GEORGIA	(15-22-0)	2019	W	41-0	1949	W	7-0		
1946	L	24-14	1983	W	28-14	VALDOSTA	(5-34)	1950	W	22-6	
1947	L	19-0	1984	W	38-24	1982	L	22-21	1953	L	67-6
1956	T	6-6	1985	L	24-14	1983	L	29-14	1954	L	40-0
1957	W	14-7	1986	W	28-14	1984	L	17-16	1955	L	39-19
1959	L	14-6	1987	W	17-14	1985	W	10-5	1956	L	67-19
1960	L	34-0	1988	L	13-0	1986	L	17-12	1957	L	28-0
1965	W	33-14	1989	L	36-14	1987	L	19-9	1958	L	28-0
1966	W	14-0	1990	W	33-27	1988	L	17-6	1959	L	39-7
1967	L	31-13	1991	W	32-21	1989	L	17-6	1968	W	24-13
1968	W	26-7	1992	L	47-13	1990	L	46-7	1969	W	34-17
1969	W	37-13	1993	L	27-22	1991	L	20-7	1970	L	35-21
1970	W	23-13	1994	L	55-21	1992	L	42-15	1971	W	45-21
1971	W	20-3	1995	L	31-7	1993	L	42-13	1972	L	14-14
1972	W	21-3	1996	L	47-23	1994	L	63-0	1973	L	49-40
1973	W	27-3	1997	L	48-15	1995	L	27-20	1974	L	24-14
1974	T	21-21	1998	L	30-3	1996	L	52-16	1975	W	10-7
1975	W	20-7	1999	L	20-6	1997	L	33-20	1976	L	32-7
1976	W	14-7	2000	L	31-10	1998	L	19-3	1977	L	7-3
1977	W	21-16	2001	L	35-14	1999	L	21-19	1978	L	34-24
1978	L	24-16	2002	W	35-32	2000	L	50-20	1979	W	10-0
1979	L	30-14	2003	L	38-35	2001	L	56-8	1980	W	17-15
1980	L	28-8	2004	L	38-20	2002	L	43-31	1981	W	21-7
1982	L	21-3	2005	L	41-0	2003	L	58-13	1982	W	14-7
1983	W	24-14	2006	W	24-14	2004	L	34-17	1983	W	47-15
1984	L	35-7	2007	L	30-28	2005	L	31-19	1984	L	27-24
1985	L	35-7	2008	W	48-10	2006	L	16-14	1985	W	13-6
1986	L	16-14	2009	L	10-9	2007	L	37-0	1986	W	27-15
1987	W	8-7	2010	W	28-7	2008	L	33-14	1987	T	7-7
1988	L	21-10	2011	W	35-23	2009	L	35-6	1988	L	12-11
1989	L	23-10	2012	W	24-20	2010	W	24-21	1989	T	24-24



CONTINUED...

TIGER FOOTBALL SEASON BY SEASON

1990	L	36-18
1991	W	25-18
1992	W	30-24
1993	W	60-55
1994	L	30-7
1995	L	41-3
1996	L	42-13
1997	L	27-13
1998	L	38-18
1999	L	27-20
2000	L	33-8
2001	L	47-7
2002	W	30-24
2003	L	47-17
2004	L	59-7
2005	L	43-14
2006	L	41-14
2007	L	209-
2008	L	21-14
2009	W	34-14
2010	L	41-37
2011	L	36-34
2012	W	37-7
2013	W	48-14
2014	L	45-24
2015	W	41-38
2016	W	54-42
2017	W	29-26
2017	W	27-20
2018	W	17-14
2019	L	14-7
NORTH GREENVILLE	(1-3)	
2016	L	23-24
2017	W	29-26
2018	L	20-16
2019	L	29-28
WEST FLORIDA	(4-1)	
2016	W	45-21
2017	W	35-19
2017	L	28-21
2018	W	45-7
2019	L	48-37

RECORD BY THE DECADES		
YEARS	RECORD	PCT
1938-39	6-5	.545
1940-49	23-25-3	.480
(no teams 42-45, WWII)		
1950-59	21-66.2	.247
1960-69	41-48-4	.462
1970-79	60-44-3	.575
1980-89	45-57-2	.442
1990-99	30-72	.303
2010-2019	73-41	.654
Spr '21 (short due to covid)	2-0	1.00

1938	•	(2-2)
L	20-0	Marion Inst.
W	7-0	Jacksonville St.
W	14-0	Demopolis A.S.
L	14-6	Troy State
1939	•	(4-3)
Coach: Paul Tubb		
L	13-0	Troy State
W	13-7	Jacksonville St.
W	7-0	Marion Mill.
L	47-6	SE Louisiana
W	N/A	St. Bernard
W	28-6	York All-Stars
N/A		Eldrige Aca.
L	7-0	Troy State
1940	•	(6-1-1)
Coach: Paul Tubb		
L	19-0	SE Louisiana
T	0-0	Delta State
W	26-6	Marion Inst.
W	25-0	Spring Hill
W	13-2	Jacksonville
W	25-0	St. Bernard
W	6-0	Troy State
W	13-0	Snead St. JC

1946	•	(6-3)
Coach: F.G. McCollum		
L	24-14	Miss. College
W	14-0	Delta State
W	45-0	St. Bernard
W	13-0	Troy State
L	33-14	Millsaps
L	21-0	Holmes JC
W	26-6	Marion Inst.
W	45-21	US Merch. Mar.
W	12-7	Tampa
1947	•	(1-6-1)
Coach: C.A. Douglas		
L	19-0	Miss. College
W	7-0	Delta State
L	26-0	LA-Lafayette
T	0-0	St. Bernard
L	12-7	Troy State
L	12-7	Millsaps
L	12-6	Florida
L	27-6	LA-Monroe
1948	•	(2-7)
Coach: C.A. Douglas		
L	7-0	SE Louisiana
L	27-6	Delta State
L	18-0	St. Bernard
W	14-0	Chipola
W	41-0	Marion Inst.
L	7-0	Jacksonville St.
L	12-6	Florida St.
L	27-6	LA-Monroe

1949	•	(7-2-1)
Coach: Vaughn Mancha		
W	34-0	Athens State
L	41-12	SE Louisiana
W	7-0	Delta State
W	14-7	Jacksonville St.
W	7-6	LA-Monroe
W	14-13	North Alabama
W	20-13	Chipola J.C.
W	13-6	Florida State
T	7-7	Troy
Paper Bowl • Pensacola, Fla.		
L	12-7	Jacksonville St.
1950	•	(6-3-1)
Coach: Vaughn Mancha		
W	26-6	Delta State
L	20-13	LA College
W	46-0	Chipola JC
W	73-13	Memphis Navy
W	19-0	North Alabama
L	28-26	Stetson
L	41-30	Tampa
W	29-20	Northwestern St.
T	0-0	Troy State
W	26-19	South Georgia
1951	•	(5-5)
Coach: C.A. Douglas		
L	13-0	Louisiana Col.
L	33-22	LA-Monroe
W	32-12	Memphis Navy
L	12-9	North Alabama
W	47-14	South Georgia
L	28-13	Tampa
W	24-27	Northwestern St.
W	13-7	Troy State
L	42-20	Stetson
W	33-0	Pensacola Navey



TIGER FOOTBALL SEASON BY SEASON

1952	•	(4-6)	1956	•	(1-7-1)	1960	•	(1-6)	1964	•	(3-6-1)
Coach: Bob Williams			Coach: Ray Richeson			Coach: James Garner			Coach: James Garner		
L	6-0	Southern Ark.	T	6-6	Miss. College	L	34-0	Miss. College	L	14-0	Ark.-Monticello
W	20-13	Jacksonville	L	21-6	Troy State	L	27-6	Troy State	W	13-0	Southern Ark.
L	16-13	Presbyterian	W	16-6	Millsaps	L	23-6	North Alabama	L	8-0	Troy State
L	41-7	LA-Monroe	L	22-0	Jacksonville	L	14-12	UT-Martin	T	6-6	North Alabama
W	32-13	Memphis Navy	L	24-18	North Alabama	W	22-6	Millsaps	L	31-22	Maryville
L	34-6	North Alabama	L	N/A	NE Mississippi	L	20-6	Jacksonville	L	26-14	UT-Martin
W	47-0	Pensacola Navy	L	53-7	LA-Monroe	L	22-6	Samford	W	48-0	Mars Hill
L	27-12	Tampa	L	67-19	Delta State	1961 • (3-6-1)			L	10-3	Gordon Mill.
W	52-0	Pensacola Navy	L	24-8	Samford	Coach: Jamers Garner			W	18-7	Millsaps
L	26-13	Troy State	1957 • (1-7)			L	35-13	Southern Ark.	L	40-7	Jacksonville
Coach: Ray Richeson			Coach: Robery Cira			L	41-8	Tampa	1965 • (5-4)		
W	18-7	Jacksonville	L	12-0	Troy State	L	7-0	Troy	Coach: Jamers Garner		
L	13-7	Presbyterian	L	12-6	Millsaps	L	49-0	North Alabama	L	9-6	Ark.-Monticello
L	7-0	Troy State	L	20-6	Southern Union	W	13-7	Ozarks	L	10-7	Southern Ark.
L	21-19	Memphis Navy	L	19-7	Jacksonville	L	33-0	UT-Martin	W	46-3	Troy State
L	40-6	North Alabama	L	28-0	Delta State	W	14-0	Harding	L	42-28	North Alabama
W	32-20	LA-Monroe	W	14-7	Miss. College	T	7-7	Millsaps	W	30-0	Maryville
L	67-6	Delta State	L	14-6	Samford	L	9-6	Jacksonville	W	37-21	Gordon Mill.
L	21-0	South Georgia	L	47-7	North Alabama	1962 • (3-6)			W	35-14	Millsaps
L	18-2	Southern Ark.	1958 • (1-6)			Coach: James Garner			L	21-14	Jacksonville
Coach: Ray Richeson			Coach: Robert Cira			W	21-6	Ark. - Monticello	W	33-14	Miss. College
L	26-6	Troy State	L	20-6	Troy State	W	20-0	Southern Ark.	1966 • (3-6)		
L	33-0	Wofford	L	39-0	Louisiana Coll.	L	38-14	Troy State	Coach: James Garner		
L	13-7	Millsaps	N/A		Southern Union	L	37-7	North Alabama	L	30-20	Southern Ark.
L	46-0	Jacksonville	L	32-14	North Alabama	W	15-12	UT-Martin	W	21-0	Millsaps
L	32-0	North Alabama	L	22-6	Jacksonville	L	17-7	Harding	L	37-28	Troy State
L	45-12	Louisiana Coll.	W	6-0	Millsaps	L	31-28	Gordon Mill.	L	10-0	North Alabama
L	44-28	LA-Monroe	L	64-0	Northwestern St.	L	7-0	Millsaps	W	12-7	Maryville
L	40-0	Delta State	L	28-0	Delta State	L	27-7	Jacksonville	L	7-6	Gordon Mill.
L	36-7	Tampa	1959 • (0-9)			1963 • (4-5)			L	20-14	Ark. - Monticello
N/A		William Carey	Coach: Robert Cira			Coach: James Garner			L	24-14	Jacksonville
Coach: Ray Richeson			L	7-6	Troy State	L	17-0	Ark.-Monticello	W	14-0	Miss. College
L	25-6	Troy State	L	38-0	Louisiana Coll.	W	7-0	Southern Ark.	1967 • (4-5-1)		
L	18-6	Millsaps	L	19-0	North Alabama	W	3-0	Troy State	Coach: Morris Higginbotham		
L	13-0	Jacksonville	L	7-6	Millsaps	L	35-7	North Alabama	L	26-7	Southern Ark.
L	52-0	North Alabama	L	26-0	Jacksonville	L	9-7	UT-Martin	W	20-7	Millsaps
L	51-7	Tampa	L	24-0	Samford	W	34-6	Mars Hill	L	33-0	Troy State
L	25-12	LA-Monroe	L	14-6	Miss. College	W	28-13	Gordon Mill.	L	28-7	North Alabama
L	39-19	Delta State	L	39-7	Delta State	L	13-7	Millsaps	W	26-14	Louisiana Coll.
W	19-13	William Carey	L	14-4	UT-Martin	L	13-7	Jacksonville	W	42-7	Maryville
									W	17-14	Ark.-Monticello
									T	7-7	Jacksonville
									L	31-13	Miss. College
									L	51-27	Samford



TIGER FOOTBALL SEASON BY SEASON

1968	•	(9-2)	1971	•	(11-1)	1974	•	(8-3)	1977	•	(2-8)
Coach: Morris Higginbotham			Coach: Mickey Andrews			Coach: Jim King			Coach: Jack Crowe		
W	41-6	Southern Ark.	NAIA NATIONAL CHAMPIONS			L	14-13	Southern Ark.	L	21-13	Texas A&I
L	42-23	Troy State	W	10-9	Jacksonville	W	28-16	North Alabama	L	42-9	North Alabama
W	27-23	North Alabama	W	7-0	Southern Ark.	L	27-21	SE Louisiana	W	21-16	Miss. College
W	80-0	Centenary	L	21-20	Troy State	W	36-33	Troy State	L	10-0	Troy State
W	54-7	Gordon Mill.	W	28-3	Samford	W	21-21	Miss. College*	W	13-10	Tuskegee Inst.
W	24-13	Delta State	W	17-13	Quantico	W	22-6	Alabama State	L	33-0	SE Louisiana
W	26-7	Miss. College	W	15-9	W. Carolina	W	33-19	Nicholls St.	L	19-12	Alabama State
W	7-0	Jacksonville	W	31-9	North Alabama	L	12-10	Henderson St.	L	44-7	Jacksonville
W	41-16	Louisiana Coll.	W	45-21	Delta State	L	24-14	Delta State	L	7-3	Delta State
W	22-16	Samford	W	20-3	Miss. College	W	28-7	UT-Martin	L	26-10	UT-Martin
The Peanut Bowl • Dothan, Ala.			W	28-7	UT-Martin	L	27-9	Jacksonville	1978		
L	39-6	Ouachita Baptist	Semi-Final • Steubenville, Ohio			* - won by forfeit			• (3-7)		
1969			W	25-2	West Liberty	1975			Coach: Jack Crowe		
• (6-2-1)			Championship • Birmingham, Ala.			• (10-3)			Coach: Jack Crowe		
Coach: Morris Higginbotham			W	14-12	Ark. Tech	Coach: Jim King			W	6-2	Texas A&I
W	27-19	Southern Ark.	1972			NCAA DIVISION II SEMI-FINALS			L	9-7	North Alabama
L	30-14	Troy State	• (8-1-2)			W	31-14	Southern Ark.	L	24-16	Miss. College
L	17-13	North Alabama	Coach: Mickey Andrews			W	14-7	North Alabama	L	38-7	Troy State
T	30-30	Samford	W	21-3	Miss. College	W	20-7	Miss. College	W	23-17	Tuskegee Inst.
W	67-0	LSU-NO	W	38-21	Southern Ark.	L	17-14	Troy State	L	33-0	SE Louisiana
W	49-0	Gordon Mill.	W	14-3	Troy State	W	38-27	Tuskegee Inst.	L	13-3	Austin Peay
W	34-17	Delta State	W	17-6	North Alabama	W	43-13	SE Louisiana	L	41-21	Jacksonville
W	37-13	Miss. College	W	21-17	Jacksonville	W	31-13	Jacksonville	L	34-24	Delta State
W	27-6	Jacksonville	T	14-14	W. Carolina	W	10-7	Delta State	W	21-17	UT-Martin
1970			W	10-0	Samford	W	17-7	UT-Martin	1979		
• (4-5)			L	17-14	Delta State	Quarter-Final • Grand Forks, N.D.			• (3-8)		
Coach: Mickey Andrews			W	26-0	Nicholls St.	W	34-14	North Dakota	Coach: Frank North		
W	24-0	Southern Ark.	W	35-6	UT -Martin	Semi-Final • Wichita Falls, Texas			L	21-14	Nicholls State
L	42-7	Troy State	Semi-Final • Jefferson City, Tenn.			L	28-26	Northern Mich	L	6-0	North Alabama
L	17-14	North Alabama	T	7-7	Carson-Newman*	L 28-26 Northern Mich			L	17-8	Alabama State
W	37-21	Samford	* - lost tiebreaker			1976			L	64-0	Troy State
W	41-8	LSU-NO	1973			• (5-5)			W	25-13	Tuskegee Inst.
L	35-21	Delta State	• (6-3-1)			Coach: Jim King			W	32-0	Fort Benning
W	23-13	Miss.Coll	Coach: Jim King			L	21-14	W. Carolina	L	14-0	Austin Peay
L	8-7	Jacksonville	L	7-6	Troy State	W	27-2	North Alabama	L	30-14	Miss. College
L	29-14	UT-Martin	W	11-0	SE Louisiana	W	14-7	Miss. College	L	59-0	Jacksonville
			L	13-12	North Alabama	L	17-9	Troy State	W	10-0	Delta State
			W	21-20	Jacksonville	L	24-20	Tuskegee Inst.	L	23-18	UT-Martin
			W	8-6	Samford	W	20-10	SE Louisiana			
			W	27-3	Miss. College	W	16-12	Alabama State			
			W	14-0	Henderson St.	W	20-14	Nicholls State			
			W	29-16	Nicholls St.	L	24-7	Jacksonville			
			L	40-49	Delta State	L	32-7	Delta State			
			T	7-7	UT-Martin						



TIGER FOOTBALL SEASON BY SEASON

1980	•	(5-5)	1984	•	(5-5)	1987	•	(5-5-1)	1990	•	(3-8-0)
Coach: Frank North			Coach: Frank North			Coach: Sam McCorkle			Coach: Sam McCorkle		
W	17-16	Miles College	W	43-7	Morris Brown	W	8-0	East Texas St.	L	45-6	East Texas St.
L	20-2	Nicholls State	W	46-6	Miles College	L	19-9	Valdosta	W	43-10	Gardner-Webb
L	20-3	North Alabama	L	35-26	Troy State	L	24-17	Troy State	L	31-6	Troy State
W	7-6	UT-Martin	W	38-34	West Georgia	W	34-0	Miles College	W	34-7	Newberry
L	19-0	Jacksonville	L	16-7	Valdosta State	W	17-14	West Georgia	W	33-27	West Georgia
W	30-27	Tuskegee Inst.	L	35-7	Miss. College	L	21-14	Western Ky.	L	46-7	Valdosta
W	47-14	Harding	L	24-27	Delta State	W	8-7	Miss. College	L	36-0	Miss. College
W	17-15	Delta State	W	35-28	North Alabama	T	7-7	Delta State	L	36-18	Delta State
L	28-8	Miss. College	L	7-0	UT-Martin	W	12-10	North Alabama	L	54-10	North Alabama
L	37-20	Troy State	W	38-35	Jacksonville	L	27-26	UT-Martin	L	21-10	UT-Martin
1981	•	(6-3)	1985	•	(6-5)	1988	•	(0-11)	1991	•	(6-5)
Coach: Frank North			Coach: Sam McCorkle			Coach: Sam McCorkle			Coach: Lloyd Sisco		
W	41-13	Miles College	W	28-0	Miles College	L	25-14	East Texas St.	L	44-6	East Texas St.
W	19-9	North Alabama	W	24-0	Morris Brown	L	28-14	Troy State	W	24-7	Gardner-Webb
W	28-16	UT-Martin	L	28-22	Austin Peay	L	31-23	Elon College	W	22-21	Albany State
L	48-29	Jacksonville	L	38-7	Troy State	L	41-20	Samford	W	24-16	Ark. Monticello
L	21-3	Tuskegee Inst.	L	24-14	West Georgia	L	13-0	West Georgia	W	32-21	West Georgia
W	19-0	Harding	W	10-5	Valdosta State	L	20-7	Valdosta State	L	20-7	Valdosta State
W	21-7	Delta State	L	14-7	Miss. College	L	21-10	Miss. College	L	25-14	Miss. College
L	37-17	Miss. College	W	13-6	Delta State	L	12-11	Delta State	W	25-18	Delta State
W	17-0	Troy State	L	17-0	North Alabama	L	10-4	North Alabama	L	14-0	North Alabama
1982	•	(6-4)	W	41-6	UT-Martin	L	41-11	UT-Martin	L	31-0	Jacksonville
Coach: Frank North			W	27-24	Jacksonville	L	45-10	Jacksonville	W	10-0	Knoxville Coll.
W	34-0	Miles College	1986	•	(3-8)	1989	•	(3-7-1)	1992	•	(5-4)
W	31-0	Ark. Tech	Coach: Sam McCorkle			Coach: Sam McCorkle			Coach: Lloyd Sisco		
W	14-3	North Alabama	L	9-2	East Texas St.	L	41-24	East Texas St.	W	22-12	Knoxville Coll.
W	27-14	UT-Martin	W	23-21	Western Ky.	L	24-17	Troy State	W	13-10	Ark. Monticello
L	34-7	Jacksonville	L	14-3	North Alabama	L	7-0	Elon College	W	42-36	Albany Stae
W	21-20	Tuskegee Inst.	L	28-6	Troy State	W	35-28	Samford	L	47-13	West Georgia
W	14-7	Delta State	W	28-17	Valdosta State	L	36-14	West Georgia	L	42-15	Valdosta State
L	21-3	Miss. College	L	16-14	Miss. College	L	17-6	Valdosta State	W	37-32	Miss. College
L	45-0	Troy State	W	27-15	Delta State	L	23-10	Miss. College	W	30-24	Delta State
L	22-21	Valdosta State	L	21-17	North Alabama	L	24-24	Delta State	L	20-13	North Alabama
1983	•	(6-4)	L	48-25	UT-Martin	L	30-0	North Alabama	L	54-27	Jacksonville
Coach: Frank North			L	38-33	Jacksonville	W	35-17	UT-Martin			
W	47-6	Miles College				L	36-0	Jacksonville			
W	16-13	Ark. Tech									
L	15-12	North Alabama									
L	17-16	UT-Martin									
W	16-7	Jacksonville									
W	28-14	West Georgia									
W	47-15	Delta State									
W	24-14	Miss. College									
L	35-22	Troy State									
L	29-14	Valdosta State									



TIGER FOOTBALL SEASON BY SEASON

1993	•	(2-7-1)	1996	•	(3-7)	1999	•	(1-10)	2002	•	(5-6)
Coach: Lloyd Sisco			Coach: Todd Stroud			Coach: Bobby Johns			Coach: Randy Pippin		
L	21-33	Albany State	W	38-24	Arkansas Tech	L	16-6	Belhaven	W	41-14	Belhaven
W	51-42	Nicholls State	W	42-28	Lane College	L	21-19	Harding	W	45-33	Stillman
L	49-28	Stephen F. Austin	L	31-26	Harding	L	32-17	Arkansas Tech	L	27-23	Ark.-Monticello
T	22-22	Miss. College	L	45-36	Ark.-Monticello	W	28-7	Henderson State	W	30-24	Delta State
L	42-13	Valdosta State	L	17-3	Henderson State	L	27-20	Delta State	L	38-10	Harding
L	27-22	West Georgia	L	52-16	Valdosta State	L	21-19	Valdosta State	L	30-27	Henderson State
L	42-27	Central Arkansas	W	22-21	Miss. College	L	20-6	West Georgia	W	35-32	West Georgia
W	60-55	Delta State	L	47-23	West Georgia	L	30-24	Southern Ark.	L	43-31	Valdosta State
L	65-15	North Alabama	L	42-13	Delta State	L	26-10	Central Arkansas	L	25-0	Arkansas Tech
L	46-44	Henderson State	L	38-24	North Alabama	L	23-17	Ark.-Monticello	L	47-7	Central Arkansas
1994	•	(1-9)	1997	•	(4-6)	2000	•	(3-8)	2003	•	(2-9)
Coach: Todd Stroud			Coach: Bobby Johns			Coach: Bobby Johns			Coach: Randy Pippin		
L	49-6	Albany State	L	41-17	Arkansas Tech	W	35-0	Stillman	L	44-28	Samford
L	77-7	Nicholls State	W	37-14	Lane College	L	14-7	Miles	W	24-17	Stillman
W	15-14	Kentucky State	W	39-6	Union College	L	33-8	Delta State	W	27-20	Ark.-Monticello
L	48-0	Miss. College	W	31-10	Ark.-Monticello	L	57-17	Ark.-Monticello	L	47-17	Delta State
L	63-0	Valdosta State	L	24-16	Henderson State	L	35-21	Southern Ark.	L	26-21	Harding
L	55-21	West Georgia	W	38-10	Miss. College	L	47-20	Arkansas Tech	L	41-36	Henderson State
L	52-3	Central Arkansas	L	48-15	West Georgia	L	31-10	West Georgia	L	38-35	West Georgia
L	30-7	Delta State	L	27-13	Delta State	L	50-20	Valdosta State	L	58-13	Valdosta State
L	50-7	North Alabama	L	56-14	North Alabama	W	27-22	Ouchatia Baptist	L	20-17	Arkansas Tech
L	45-15	Henderson State	1998	•	(3-7)	W	35-21	Harding	L	35-24	Central Arkansas
1995	•	(2-9)	Coach: Bobby Johns			L	21-14	North Alabama	L	44-10	North Alabama
Coach: Todd Stroud			W	35-28	Wingate	2001	•	(1-10)	2004	•	(2-9)
W	15-14	Harding	L	44-27	Arkansas Tech	Coach: Randy Pippin			Coach: Sam McCorkle		
W	28-7	Union (Ky.)	W	30-23	Henderson State	L	21-0	Belhaven	L	34-20	Samford
L	20-12	Lane College	L	38-18	Delta State	W	35-12	Miles	L	20-0	Tuskegee
L	30-7	Miss. College	L	19-3	Valdosta State	L	47-7	Delta State	L	59-7	Delta State
L	48-43	Henderson State	L	30-3	West Georgia	L	34-28	Ark.-Monticello	W	24-23	Ark.-Monticello
L	27-20	Valdosta State	L	58-13	Southern Ark.	L	38-7	Southern Ark.	L	42-28	Arkansas Tech
L	53-15	Arkansas Tech	L	45-0	Central Arkansas	L	32-10	Arkansas Tech	L	53-22	Ouachita Baptist
L	34-10	Central Arkansas	W	38-9	Ark.-Monticello	L	35-14	West Georgia	L	38-20	West Georgia
L	31-7	West Georgia	L	38-24	North Alabama	L	56-8	Valdosta State	L	34-17	Valdosta State
L	41-3	Delta State	2002	•	(1-10)	L	31-13	Ouachita Baptist	L	27-22	Southern Ark.
L	42-10	North Alabama	L	44-10	Harding	L	44-10	Harding	L	34-20	Henderson State
			L	30-0	North Alabama	W	28-27	North Alabama			



TIGER FOOTBALL SEASON BY SEASON

2005 • (2-9)	2008 • (4-7)	2011 • (8-4, 2-2 GSC)	2014 • (5-6, 2-5 GSC)
Coach: Sam McCorkle	Coach: Bobby Wallace	Coach: Will Hall	Coach: Brett Gilliland
W 34-12 Concordia	W 48-12 Belhaven	NCAA DIVISION II FIRST ROUND	W 44-20 at Stillman
W 37-0 Lambuth	L 37-27 Harding	L 20-10 at South Alabama	W 30-6 Shaw
L 43-14 Delta State	L 26-24 Arkansas Tech	W 42-35 Tarleton State	L 45-34 at Jacksonville St
L 21-17 Ark.-Monticello	W 17-14 Southern Ark.	W 45-7 Central State	W 30-6 Concordia
L 27-21 Arkansas Tech	L 33-14 Valdosta State	W 17-12 at Arkansas Tech	L 26-17 at West Georgia
L 20-14 Ouachita Baptist	W 24-7 Concordia	W 31-17 Harding	L 33-32 Florida Tech
L 41-0 West Georgia	L 21-14 Delta State	W 28-10 Southern Ark.	W 55-10 at Shorter
L 31-19 Valdosta State	L 27-14 Ark.-Monticello	L 22-21 at Valdosta State	L 45-24 Delta State
L 23-13 Southern Ark.	W 48-10 West Georgia	W 35-23 at West Georgia	L 24-17 Valdosta State
L 35-13 Henderson State	L 45-43 Ouachita Baptist	L 36-34 at Delta State	W 41-28 at Miss. College
L 76-14 North Alabama	L 41-9 North Alabama	W 30-23 Georgia State	L 24-16 North Alabama
2006 • (6-5)	2009 • (8-5)	First Round • Livingston, Ala.	2015 • (7-4, 3-4 GSC)
Coach: Bobby Wallace	Coach: Bobby Wallace	L 43-27 North Alabama	Coach: Brett Gilliland
W 65-0 Concordia	NCAA DIVISION II SECOND ROUND	2012 • (9-4, 4-0 GSC)	W 52-9 Stillman
W 45-13 Lambuth	W 47-3 Belhaven	Coach: Will Hall	W 34-8 Cumberland
W 24-17 Southern Ark.	W 33-19 Harding	NCAA DIVISION II SECOND ROUND	W 13-10 at Miles
L 31-10 Henderson State	W 35-30 Arkansas Tech	W 44-0 at Clark Atlanta	W 31-22 at TAMU-Kingsville
L 24-16 Harding	L 38-30 Southern Ark.	L 34-6 at Samford	L 32-14 West Georgia
W 49-20 Webber Intl.	L 35-6 Valdosta	W 41-3 Miss. College	W 52-27 Shorter
W 24-14 West Georgia	L 58-40 Lambuth	W 39-28 at Valdosta State	W 41-38 at Delta State
L 16-14 Valdosta	W 34-14 Delta State	W 24-20 West Georgia	L 55-28 at Valdosta State
W 37-14 Ark.-Monticello	W 33-0 Ark.-Monticello	L 42-27 at Midwestern St.	W 14-13 Miss. College
L 41-14 Delta State	L 10-9 West Georgia	W 73-6 College of Faith	L 52-14 at North Alabama
L 45-3 North Alabama	W 52-49 Ouachita Baptist	W 49-7 Shorter	2016 • (7-4, 6-2 GSC)
2007 • (1-9)	W 31-28 North Alabama	W 37-7 at Delta State	Coach: Brett Gilliland
Coach: Bobby Wallace	First Round • Albany, Ga.	L 22-16 (OT) at Abilene Christian	L 24-23 at North Greenville
L 23-21 Samford	W 24-22 Albany State	W 42-27 North Alabama	L 30-24 at Stephen F Austin
W 28-21 Concordia	Second Round • Jefferson City, Tenn.	First Round • Livingston, Ala.	W 38-13 at Miss. College
L 31-17 Southern Ark.	L 59-41 Carson-Newman	W 41-7 Miles College	L 45-7 North Alabama
L 38-6 Henderson State	2010 • (7-4)	Second Round • Valdosta, Ga.	W 43-28 at Shorter
L 35-36 Harding	Coach: Bobby Wallace	L 49-21 Valdosta State	W 54-42 Delta State
L 30-28 West Georgia	W 37-7 Shorter	2013 • (8-3, 5-1 GSC)	W 31-7 at West Georgia
L 37-0 Valdosta	W 27-20 Ark.-Monticello	Coach: Will Hall	W 45-35 Florida Tech
L 44-36 Ark.-Monticello	L 14-13 Lambuth	W 42-6 Clark Atlanta	W 45-21 at West Florida
L 20-9 Delta State	W 28-7 West Georgia	L 44-42 at McNeese State	L 37-22 Valdosta State
L 49-20 North Alabama	L 41-37 Delta State	W 45-3 Florida Tech	W 56-7 Malone
	W 22-17 Harding	W 71-14 Concordia	
	W 40-38 Henderson State	W 48-14 Delta State	
	W 49-26 Arkansas Tech	W 49-30 Valdosta State	
	L 30-27 Southern Ark.	L 45-21 at Midwestern St.	
	L 24-23 North Alabama	W 45-14 West Georgia	
	W 24-21 Valdosta State	L 30-27 (OT) at North Alabama	
		W 63-17 Shorter	
		W 91-28 Central State	



TIGER FOOTBALL SEASON BY SEASON

2017 • (10-3, 7-1 GSC)

Coach: Brett Gilliland

NCAA DIVISION II SECOND ROUND

W 46-7 at Lenoir-Rhyne

L 4-29 at Samford

W 42-13 Miss. College

W 38-17 at North Alabama

W 62-0 Shorter

W 29-26 at Delta State

W 34-31 West Georgia

L 41-39 at Florida Tech

W 35-18 West Florida

W 38-14 at Valdosta State

First Round • Livingston, Ala.

W 27-20 Delta State

Second Round • Livingston, Ala.

L 28-21 West Florida

Spring 2021 • (2-0)

Coach: Brett Gilliland

W 27-17 Limestone

W 36-28 Savannah State

* Fall 2020 Season moved to Spring 2021 due to pandemic

2018 • (8-4, 5-3 GSC)

Coach: Brett Gilliland

NCAA DIVISION II FIRST ROUND

W 36-32 Lenoir-Rhyne

W 37-21 Miles College

L 58-24 Valdosta State

W 16-13 at Limestone

L 20-16 at North Greenville

W 48-17 Shorter

W 17-14 Delta State

L 27-25 at West Georgia

W 29-22 Florida Tech

W 24-3 at Miss. College

W 45-7 West Florida

First Round • Bowie, Md.

L 41-35 at Bowie State

2019 • (6-5, 3-5 GSC)

Coach: Brett Gilliland

W 35-18 Limestone

W 47-14 at Tusculum

L 44-27 at Valdosta State

W 36-16 Tuskegee

L 29-28 North Greenville

W 41-0 Shorter

L 14-7 at Delta State

L 33-17 West Georgia

W 13-10 at Florida Tech

W 35-21 Miss. College

L 48-37 at West Florida



TIGER FOOTBALL ALL-TIME RECORDS

TEAM GAME RECORDS

Scoring

Pass Touchdowns.....7 vs. Delta State, 1993
 Rush Touchdowns.....6, 5x (vs. Central State, 2013)
 Total Touchdowns.....13 vs. Central State, 2013
 Total Points.....91 vs. Central State, 2013
 Field Goals.....4, 4x (last vs. FIT, 2014)
 Extra Points.....13 vs. Central State, 2013)

Passing

Pass Attempts.....84 vs. Jacksonville State, 1992
 Pass Completions.....49 vs. Jacksonville State, 1992
 Pass Yards.....523 vs. Nicholls State, 1993

Rushing

Rush Attempts.....80 vs. Northern Michigan, 1975
 Rush Yards.....467 vs. West Georgia, 2008

Total Offense

Total Plays.....99 vs. Jacksonville State, 1992
 Total Yards.....694, vs. Nicholls State, 1993

First Downs

First Downs.....33 vs. Jacksonville State, 1992
 First Downs (Rush).....22, 2x (vs. Harding, 2000)
 First Downs (Pass).....21 vs. Jacksonville State, 1992
 First Downs (Penalties).....15 vs. Central State, 2013

Turnovers

Interceptions.....7 vs. North Alabama, 1990
 Safeties.....2x vs. College of Faith, 2012
 Fumbles.....11 vs. West Georgia, 1989
 Fumbles Lost.....5, 2x (vs. Miles, 1990)
 Intercepted.....6, 3x (vs. Miles, 1987)
 Interception Return Yards.....190 vs. Concordia, 2006

Yards Allowed

Rush Yards Allowed.....32 vs. Miles, 1983
 Pass Yards Allowed.....0 vs. Jacksonville State, 1988
 Total Offense Yards Allowed.....29 vs. West Liberty, 1971

Punt Returns

Punt Returns.....8 vs. Gordon Military, 1968
 Punt Return Yards.....155 vs. North Alabama, 1988

Kickoff Returns

Kickoff Returns.....12 vs. Central State, 2013
 Kickoff Return Yards.....259 vs. Delta State, 1989

Punts

Punts.....13, 2x (last vs. Valdosta State, 1984)
 Punt Yards.....458 vs. Mississippi College, 1976

TEAM SEASON RECORDS

Scoring

Pass Touchdowns.....33, 2013
 Rush Touchdowns.....36, 3x 1975, 2012, 2013
 Touchdowns.....75, 2013
 Field Goals.....13, 4x (last in 1997)
 Extra Points.....72, 2013
 Total Points.....544, 2013

Passing

Pass Attempts.....538, 1993
 Pass Completions.....294, 1993
 Pass Yards.....3,778, 1993

Rushing

Rush Attempts.....828, 1975
 Rush Yards.....3,882, 1975

Total Offense

Total Plays.....938, 1975
 Total Yards.....5,930, 2013

First Downs

First Downs (Rush).....185, 1975
 First Downs (Pass).....146, 1993
 First Downs (Penalties).....31, 1994 & 2018
 First Downs.....266, 2012

Turnovers

Interceptions.....27, 1985
 Safeties.....4, 1983
 Fumbles.....50, 1980
 Fumbles Lost.....23, 1973
 Intercepted.....28, 1971
 Interception Return Yards.....406, 1971

Most Yards Allowed

Rush Yards Allowed.....738, 1982
 Pass Yards Allowed.....811, 1972
 Total Offense Yards Allowed.....2,144, 1969
 Scoring Allowed (min. 8 games).....27, 1940

Punt Returns

Punt Returns.....37, 1988
 Punt Return Yards.....459, 1976

Kickoff Returns

Kickoff Returns.....67, 1994
 Kickoff Return Yards.....1,326, 1994

Punts

Punts.....96, 1979
 Punt Yards.....3,578, 1979

INDIVIDUAL GAME RECORDS

Scoring

TD Passes.....7-Marty Washington vs. Delta St., 1993
 TDs Rushing.....4, 2x (Dameon Baylor at OBU, 2008)
 TD Receptions.....5-Matt Carman vs. Delta St., 1993
 Touchdowns.....5-Matt Carman vs. Delta St., 1993
 Extra Points...13- Mark Grant vs. Central State, 2013
 Field Goals.....4, 3x (John Sedely vs. Lane, 1996)
 Scoring (Kicking).....16-John Sedely vs. Lane, 1996
 Points.....30-Matt Carman vs. Delta St., 1992

Passing

Pass Att.....69-Marty Washington vs. J'ville St., 1992
 Comp.....42-Marty Washington vs. J'ville St., 1992
 Passing Yds.....523-Marty Washington vs. Nicholls St., 1993
 Passing Pct. (Min. 10 games).....82.7-Brett Gilliland vs. Henderson St., 2002

Rushing

Rushing Attempts.....32,2xlast - Marcus Ross vs. So. Arkansas, 2004
 Rushing Yds.....280-Javae Swindle vs. Central State, 2013
 Rushing Avg. (Min. 5 att).....18.9-Willie Slater vs. Troy St., 1975

Total Offense

Total Plays...76-Marty Washington vs. J'ville St., 1992
 Total Yards.....591-Marty Washington vs. Nicholls St., 1993

Receiving

Receptions.....19-Matt Carman vs. J'ville St., 1992
 Receiving Yds.....319-Kyle Henderson vs. Valdosta St., 2002

Punt Returns

Returned.....7, 3x (Ken Watson vs. UNA, 1988)
 Return Yards....155-Ken Watson vs. North Ala., 1988

Kickoff Returns

Returned.....10-Nolaski Houston vs. Ark. Tech, 1995
 Return Yards.....216-Terry Allen vs. Harding, 2007

Turnovers

Intercepted.....3,5xlast-Malcolm Butler vs. West Georgia.,2012
 Interceptions Yards.....100, 2xlast - Shontral Ford vs. Arkansas-Monticello, 2009
 Interceptions...7-Chris McClure vs. N. Alabama, 1990

Punts

Punts.12, 2x.....last - Leland McCully vs. Valdosta St., 1984
 Yards.....442-Leland McCully vs. Delta St., 1983
 Average.....52.0 Jordan Ikner vs. West Georgia, 2013



TIGER FOOTBALL ALL-TIME RECORDS

INDIVIDUAL SEASON RECORDS

Scoring

TD Passes.....28, Kyle Caldwell, 2013
 TDs Rushing.....18, Matt Willis, 2011
 TD Receptions.....14, 2x (Kyle Henderson, 2002)
 Touchdowns19, Matt Willis, 2011
 Extra Points72, Mark Grant, 2013
 Field Goals16, Ryne Smith, 2012
 Scoring (Kicking).....98, Ryne Smith, 2012
 Points114, Matt Willis, 2011

Passing

Pass Attempts.....495-Harry Satterwhite, 2017
 Completions.....322-Harry Satterwhite, 2007
 Passing Yards.....3,421-Harry Satterwhite, 2017
 *Passing Pct.....65.1 Harry Satterwhite, 2017
 *(Min.:season-50)

Rushing

Rushing Attempts.....302-Matt Willis, 2011
 Rushing Yards.....1,606-Matt Willis, 2011
 *Rushing Average.....8.9-Javae Swindle, 2013
 *(Min. season-50)

Total Offense

Total Offensive Plays.....575-Brett Gilliland, 2002
 Total Offensive Yards.....3,708-Deon Williams, 2010

Receiving

Receptions.....96-Gerald Gales, 2002
 Receiving Yards.....1,201-Gerald Worsham, 2010

Punt Returns

Punts Returned.....36-Ritchie Harbison, 1989
 Punt Return Yards.....311-Andrew Fields, 1983

Kickoff Returns

Kickoffs Returned.....46-Terry Allen, 2009
 Kickoff Return Yards1,145- Terry Allen, 2009

Turnovers

Intercepted.....10-Stanley King, 1975
 Interceptions Yards.....248-Stanley King, 1975
 Interceptions.....23-Otis Hughley, 1985

Punts

Punts.....74 by Andy Lomax, 1985
 Punting Yards.....2,932-Chris Hilliker, 1990
 Punting Average.....43.7-Zach Gaines, 2017

RUSHING LEADERS

YEAR	PLAYER	YARDS
1968	Richard Abston	660
1969	Robbie James	441
1970	Geary Edwards	638
1971	Larry Lightfoot	458
1972	Ronnie Massey	516
1973	Ricky Austin	687
1974	Ricky Austin	842
1975	Willie Slater	648
1976	Willie Slater	222
1977	Willie Slater	368
1978	Frank Lindsey	496
1979	Cedric Stevens	515
1980	Cedric Stevens	643
1981	Johnny Shepherd	955
1982	Johnny Shepherd	949
1983	Doug Kellom	596
1984	Tony Truelove	752
1985	Tony Truelove	461
1986	Lorenzo Graham	595
1987	Shay Oliver	527
1988	Shay Oliver	362
1989	Alfred Banks	523
1990	Alfred Banks	475
1991	Sammie Holifield	548
1992	Al Jackson	240
1993	Orland Chappell	466
1994	Enoch Mallory	284
1995	Orlando Chappell	466
1996	Jermaine Green	396
1997	Ronnie Jackson	750
1998	Carey Phillips	528
1999	Phillip Keef	606
2000	Michael Allen	492
2001	Presley Gilmore	326
2002	Derrick Spellers	273
2003	Derrick Spellers	563
2004	Marcus Ross	1,325
2005	Jerin Wright	671
2006	Jerin Wright	782
2007	Cole Mason	858
2008	Dameon Baylor	730
2009	Roosevelt Ross	868
2010	T-Ray Mitchell	843
2011	Matthew Willis	1,606
2012	Gary Johnston	923
2013	Javae Swindle	1,323
2014	Kyle Caldwell	494
2015	Tyler Rodgers	429
2016	Lakendric Thomas	793
2017	Lakendric Thomas	1,007
2018	Tyler Rogers	778
2019	Derrick Underwood	667
2020	*postponed due to Covid-19	
Spring 2021	Derrick Underwood	240 (2 games)

INDIVIDUAL GAME RECORDS

YEAR	PLAYER	REC.-YARDS
1968	Waldon Tucker	42-735
1969	Waldon Tucker	36-835
1970	Jerry Hogan	20-370
1971	Tommy Cartwright	30-374
1972	Tommy Cartwright	29-433
1973	Tommy Winfield	20-209
1974	Jackie O'Neal	8-265
1975	Harold Wells	13-381
1976	Mike Wimberly	20-604
1977	Jimmy Black	23-502
1978	Jimmy Black	22-376
1979	Cedric Stevens	15-116
1980	Cedric Stevens	15-180
1981	Johnny Shepherd	26-319
1982	Johnny Shepherd	11-132
1983	Andrew Fields	44-715
1984	Andrew Fields	55-856
1985	Lorenzo Graham	32-299
1986	Bobby Williams	41-544
1987	Lorenzo Graham	55-784
1988	Brad Shaw	36-223
1989	Willie Ivy	30-354
1990	Alfred Banks	28-320
1991	Melvin Taylor	21-431
1992	Matt Carman	66-759
1993	Matt Carman	88-1,085
1994	Marty Hammond	28-339
1995	J.J. Jackson	47-650
1996	Terry Guidry	40-597
1997	Josh Turrentine	32-495
1998	Michael James	19-513
1999	Kevin Williams	15-188
2000	Michael Allen	15-515
2001	Gerald Gales	43-510
2002	Gerald Gales	96-994
2003	Will Harter	48-687
2004	Andre Epps	19-201
2005	Chris Coach	30-807
2006	Chris Coach	49-907
2007	Terry Allen	16-151
2008	Gerald Worsham	37-329
2009	Gerald Worsham	50-650
2010	Gerald Worsham	80-1,201
2011	Gerald Worsham	74-873
2012	Chad Toocheck	28-388
2013	Seth Roberts	40-857
2014	Chad Toocheck	45-688
2015	Daryl Collins	44-450
2016	Donta Armstrong	91-904
2017	Donta Armstrong	76-950
2018	Bayley Blanchard	56-666
2019	Bayley Blanchard	53-697
2020	*postponed due to Covid-19	
Spring 2021	Tyriq Martin	15-239 (2 games)



TIGER FOOTBALL ALL-TIME RECORDS

PASSING LEADERS

YEAR	PLAYER	YARDS
1968	Don Page	1,060
1969	Don Page	1,686
1970	Leo Garza	1,240
1971	Clemit Spruiell	1,281
1972	Ronnie Massey	1,052
1973	Ronnie Massey	815
1974	Ricky Seale	379
1975	Ricky Seale	556
1976	Ricky Seale	723
1977	Ricky Seale	499
1978	Bobby Moore	505
1979	Jerry Thomas	555
1980	Jerry Thomas	454
1981	Mickey Blentley	797
1982	Mickey Blentley	496
1983	Larry Stephenson	1,663
1984	Larry Stephenson	1,780
1985	Otis Hughley	1,257
1986	Kenneth Jones	982
1987	Kenneth Jones	1,684
1988	Kenneth Jones	1,363
1989	Jon Gant	1,512
1990	Chris McClure	848
1991	Deon Timmons	977
1992	Marty Washington	1,956
1993	Marty Washington	3,062
1994	Bobby Clayton	1,233
1995	Bobby Clayton	1,285
1996	Bobby Clayton	1,532
1997	Darrell Payne	1,615
1998	Josh Turrentine	824
1999	DeMarion McCants	464
2000	Keith Trimew	674
2001	Bakari Bryant	464
2002	Brett Gilliland	3,213
2003	Brett Gilliland	2,928
2004	Josh Crouch	565
2005	James Reiter	1,260
2006	James Reiter	1,674
2007	James Reiter	487
2008	Deon Williams	838
2009	Deon Williams	2,804
2010	Deon Williams	3,392
2011	Kyle Caldwell	1,499
2012	Kyle Caldwell	1,514
2013	Kyle Caldwell	2,271
2014	Kyle Caldwell	2,383
2015	Harry Satterwhite	1,174
2016	Austin Grammer	2,240
2017	Harry Satterwhite	3,462
2018	Harry Satterwhite	2,663
2019	Jack McDaniels	2,330
2020	*postponed due to Covid-19	
Spr 2021	Jack McDaniels	591 (2 games)

TOTAL OFFENSE LEADERS

YEAR	PLAYER	YARDS
1968	Don Page	1,538
1969	Don Page	2,010
1970	Leo Garza	1,307
1971	Clemit Spruiell	1,509
1972	Ronnie Massey	1,568
1973	Ronnie Massey	1,365
1974	Ricky Austin	842
1975	Ricky Seale	379
1976	Rickey Seale	556
1977	Ricky Seale	499
1978	Bobby Moore	505
1979	Jerry Thomas	555
1980	Jerry Thomas	454
1981	Mickey Bentley	797
1982	Mickey Bentley	496
1983	Larry Stephenson	1,663
1984	Larry Stephenson	1,780
1985	Otis Hughley	1,129
1986	Kenneth Jones	997
1987	Kenneth Jones	1,788
1988	Kenneth Jones	1,430
1989	Jon Gant	1,574
1990	Chris McClure	848
1991	Deon Timmons	1,090
1992	Marty Washington	2,066
1993	Marty Washington	3,146
1994	Bobby Clayton	1,125
1995	Bobby Clayton	1,285
1996	Bobby Clayton	1,479
1997	Darrell Payne	1,580
1998	Josh Turrentine	1,059
1999	DeMarion McCants	966
2000	Keith Trimew	1,075
2001	Bakari Bryant	599
2002	Brett Gilliland	3,213
2003	Brett Gilliland	2,959
2004	Marcus Ross	1,325
2005	James Reiter	1,656
2006	James Reiter	2,223
2007	Cole Mason	858
2008	Deon Williams	941
2009	Deon Williams	3,163
2010	Deon Williams	3,708
2011	Kyle Caldwell	1,887
2012	Gary Johnston	1,734
2013	Kyle Caldwell	2,703
2014	Kyle Caldwell	2,877
2015	Harry Satterwhite	1,279
2016	Austin Grammer	3,085
2017	Harry Satterwhite	3,462
2018	Harry Satterwhite	2,663
2019	Jack McDaniels	2,330
2020	*postponed due to Covid-19	
Spr 2021	Jack McDaniels	598 (2 games)

CAREER RECORDS

PASSING	COMP-ATT.	YDS	TD	PCT	INT
Kyle Caldwell (11-14)	534-896	7,711	72	59.6	29
Harry Satterwhite (15-18)	677-1,106	7,355	66	61.2	29
Deon Williams (08-10)	471-769	7,034	60	61.2	26
Brett Gilliland (00-03)	579-980	6,689	36	59.1	35
Marty Washington (92-93)	379-690	5,018	40	54.9	25
Bobby Clayton (93-96)	334-713	4,124	19	46.8	28
Kenneth Jones (85-88)	372-725	4,064	14	51.3	40
Larry Stephenson (81-84)	259-533	3,569	32	48.6	29
James Reiter (05-07)	206-464	3,421	23	44.3	30
Jon Gant (87-90)	262-579	3,154	14	45.3	32
RUSHING	ATT	YDS	AVG	TD	
Javae Swindle (12-15)	303	2,229	7.36	16	
Matthew Willis (11-12)	386	2,171	5.60	22	
Tyler Rogers (14-18)	381	2,115	5.55	32	
Johnny Shepherd (80-82)	387	2,057	5.32	21	
Jerin Wright (03-06)	454	2,030	4.48	18	
Lakenderic Thomas (16-17)	362	1,790	4.94	18	
Ricky Austin (73-75)	383	1,929	5.04	13	
Jackie O'Neal (73-76)	400	1,873	4.68	14	
Gary Johnston (09-13)	371	1,86	5.02	28	
Tony Truelove (82-85)	373	1,703	4.57	20	
TOTAL OFFENSE	PLAYS	RUSH	PASS	YDS	TD
Kyle Caldwell (11-14)	1,202	1,431	7,771	9,201	86
Deon Williams (08-10)	1,017	778	7,034	7,812	70
Harry Satterwhite (15-18)	1,231	87	7,450	7,537	68
Brett Gilliland (00-03)	1,311	158	6,689	6,847	44
Marty Washington (92-93)	784	194	5,018	5,212	47
James Reiter (05-07)	763	1,133	3,421	4,554	30
Kenneth Jones (85-88)	857	213	4,064	4,277	16
Bobby Clayton (93-96)	872	-237	4,127	3,890	23
Don Page (68-69)	517	823	2,740	3,563	44
Larry Stephenson (81-84)	772	-69	3,569	3,500	33
RECEIVING	REC	YDS	AVG	TD	
Gerald Worsham (08-11)	241	3,053	12.66	25	
Matt Carman (90-93)	172	2,170	12.61	22	
Donta Armstrong (16-17)	167	1,854	11.10	13	
Gerald Gales (01-03)	158	1,778	11.25	7	
Andrew Fields (83-85)	116	1,837	15.84	24	
Chad Toocheck (12-14)	116	1,805	15.56	22	
Lorenzo Graham (84-87)	114	1,213	10.60	7	
Bayley Blanchard (17-20)	112	1,531	12.5	14	
Tommy Cartwright (69-72)	93	1,182	12.71	8	
Tyriq Martin (18-21)	95	1,208	12.72	14	
Terry Guidry (94-96)	92	1,310	14.24	7	
Lawrence Samuels (89-92)	89	1,426	16.02	8	



TIGER FOOTBALL ALL-TIME RECORDS

CAREER RECORDS

TOUCHDOWNS					INTERCEPTIONS				
RUSH	REC	RET	TOTAL	INT	YDS	AVG	TD		
Tyler Rogers (14-17)	32	0	0	32	George Miles (68-71)	24	119	4.96	0
Alfred Banks (87-90)	22	3	2	27	Richard Groover (81-84)	16	277	17.31	0
Johnny Shepherd (80-82)	21	5	0	26	Stanley King (75-77)	15	323	21.53	2
Gerald Worsham (08-11)	0	9	0	25	Kenneth Watson (85-88)	15	155	10.33	0
Andrew Fields (83-85)	0	24	0	24	Tommy Hoffman (96-72)	14	159	12.07	2
Matthew Willis (11-12)	22	2	0	24	David Magouryk (68-71)	12	69	5.75	0
Tony Truelove (82-85)	20	4	0	24	Steve Birchfield (77-80)	12	36	3.00	0
Matt Carman (90-93)	0	22	0	22	Otha Foster (11-12)	10	95	9.50	0
Terry Allen (07-09)	9	9	4	22	Ken Hutcherson (70-73)	10	55	5.50	0
Gary Johnson (09-13)	21	0	0	21	Joe Nettles(68-71)	9	159	17.67	1

SCORING					KICK SCORING				
EP	FG	2PT	TD	TP	PAT-ATT	FG-FGA	TOTAL		
Tyler Rogers (14-18)	0	0	0	32	192	Mark Grant (13-15)	112-113	23-32	181
Mark Grant (13-15)	112	23	0	0	181	Mitch Warfield (05-08)	111-118	22-43	180
Mitch Warfield (05-08)	111	22	0	0	180	Ryne Smith (11-12)	96-99	27-30	177
Ryne Smith (11-12)	96	27	0	0	177	John Sedely (94-97)	64-70	35-52	169
John Sedely (94-97)	64	35	0	0	169	James Mullinax (75-78)	73-76	30-55	163
Alfred Banks (87-90)	0	0	1	27	164	Jordan Bennett (15-18)	81-92	26-40	159
James Mullinax (75-78)	73	30	0	0	163	Andy Lomax (84-86)	68-71	28-46	152
Johnny Shepherd (80-82)	0	0	0	26	156	Ronnie Slovinsky (72-74)	64-66	28-37	148
Andy Lomax (81, 84-86)	68	28	0	0	152	Tom Kay (80-83)	79-88	17-33	130
Ronnie Slovinsky (72-74)	64	28	0	0	148	Ben Thoma (00-02)	66-68	20-38	126

PUNT RETURNS					PUNTING			
RET	YDS	AVG	TD		PUNTS	YDS	AVG	
Ritchie Harbison (89-92)	101	749	7.42	1	Zach Gaines (16-19)	181	7,778	43.0
Kenneth Watson (85-88)	82	690	8.52	0	Jordan Ikner (11-15)	124	5,038	40.63
Andrew Fields (83-85)	75	550	7.33	0	Ben Thoma (00-02)	122	4,938	40.48
Gerald Gales (01-03)	52	510	9.81	3	Craig Goodson (96-98)	98	3,950	40.30
Randall Mallard (78-82)	48	456	9.50	2	Homer Faulkner (68-69)	96	2,801	39.59
Stanley King (75-77)	36	385	10.69	1	Chris Hilliker (88-91)	283	11,213	39.30
Malik Lofton (12-13)	31	360	11.61	1	Robert Peterson (77-80)	79	3,085	39.01
Howard Busby (68-69)	36	291	8.08	0	Jack Hankins (92-95)	212	8,237	38.85
Vonny Armistad (99)	19	277	14.58	2				
Tyreek Hill (15)	20	257	12.90	2				

KICKOFF RETURNS				
REC	YDS	AVG	TD	
Terry Allen (07-09)	109	2,545	23.34	4
Randall Mallard (78-82)	61	1,267	21.26	1
Terry Guidry (94-96)	56	1,235	22.05	1
Willie McClelland (92-93)	53	1,148	21.66	1
Alfred Banks (87-90)	43	1,138	26.46	2
Mike Wimberly (73-76)	55	1,137	20.67	1
Jack Johnson (85-88)	48	916	19.08	0
Michael Allen (98-00)	39	894	22.92	1
Leo Wright (68-71)	38	893	22.50	0
Gerald Gales (01-03)	50	877	17.54	0