



UTAH VALLEY UNIVERSITY MEN'S BASKETBALL

Jason Erickson | Asst. AD - Communications | E: Jason.Erickson@uvu.edu | C: 303-946-6774 | O: 801-863-5451

2018-19 SCHEDULE

Overall: 24-8 | Home: 13-1 | Away: 8-7 | Neutral: 3-0

Date	Opponent	Time/Result
Nov. 06	Westminster (UVUtV/WDN)	W, 96-71
Nov. 09	^at BYU (BYUtV)	L, 65-75
Nov. 11	#at Saint Mary's (TheW.tv)	L, 63-92
Nov. 16	#at Utah State (MW Network)	L, 46-65
Nov. 19	#vs. Hartford	W, 72-65
Nov. 21	#vs. Long Beach State	W, 87-72
Nov. 24	North Dakota (WDN)	W, 74-68
Nov. 28	Western Colo. (UVUtV/WDN)	W, 82-59
Dec. 01	!Denver (UVUtV/WDN)	W, 98-75
Dec. 06	at Arizona (Pac-12 Network)	L, 69-80
Dec. 08	at Northern Arizona	W, 98-78
Dec. 15	at Weber State (KJZZ)	W, 75-63
Dec. 19	Idaho State (WDN)	W, 88-77
Dec. 22	Sam Houston State (WDN)	W, 85-79
Dec. 29	at Fresno State (MW Network)	W, 64-60
Jan. 03	*at Grand Canyon (ESPN3)	L, 60-71
Jan. 05	*at CSU Bakersfield (ESPN3)	L, 71-73
Jan. 12	*Seattle U (WDN)	W, 88-78
Jan. 17	*UTRGV (UVUtV/WDN)	W, 82-61
Jan. 19	*NM State (UVUtV/WDN)	L, 78-83
Jan. 24	*at Kansas City (WDN)	W, 75-67
Jan. 26	*at Chicago State (WDN)	W, 74-60
Jan. 30	*California Baptist (WDN)	W, 79-62
Feb. 14	*at NM State (WDN)	L, 77-84
Feb. 16	*at UTRGV (WDN)	W, 76-64
Feb. 21	*Chicago State (ESPN+)	W, 103-71
Feb. 23	*Kansas City (WDN)	W, 79-67
Feb. 26	*at Seattle U (WDN)	W, 77-68
March 2	*at California Baptist (WDN)	W, 64-63
March 7	*Grand Canyon (WDN/UVUtV)	W, 82-70
March 9	*CSU Bakersfield (ESPN+)	W, 76-61
March 14	\$vs. #7 Kansas City (ESPN+)	W, 71-64
March 15	\$vs. #3 Grand Canyon (ESPN+)	8:30pm PT
March 16	\$vs. TBA (ESPNU)	7pm PT

Bold denotes home game | Home games played at UCCU Center

^UCCU Crosstown Clash | #MGM Main Event

! denotes Summit League/WAC Challenge | \$ denotes WAC Tournament (Las Vegas, Nevada) | *WAC game | WDN (WAC Digital Network)

Social Media



UtahValleyWolverines / UVUmbb



@GoUVU / @UVUmbb



@GoUVU / @UVUmbb



#2 UTAH VALLEY (24-8) vs. #3 GRAND CANYON (19-12)

FRIDAY, MARCH 15 -, 2019 | 8:30 P.M. (PT) | LAS VEGAS, NEVADA | ORLEANS ARENA

Location Las Vegas, Nevada
 Site Orleans Arena (9,500)
 TV ESPN+ | Adam Young (PxP) | Sed Bonner (CC) | Rachel Vigil (Sideline)
 Radio ESPN 960 AM | Jim McCulloch (PxP) | Josh Kallunki (CC)
 Live Stats WACstats.com
 All-Time Series GCU leads series, 9-5
 UVU Streak W8
 GCU Streak W1



UTAH VALLEY WOLVERINES

Head Coach Mark Pope
 Alma Mater Kentucky, 1996
 Career Record (Yr.) 76-54 (4th)
 Record at UVU (Yr.) Same



GRAND CANYON ANTELOPES

Head Coach Dan Majerle
 Alma Mater...Central Michigan, 1988
 Career Record (Yr.) 122-70 (6th)
 Record at GCU (Yr.) Same

OPENING TIP

- Utah Valley defeated Kansas City 71-64 on Thursday night to advance to its third-straight WAC Tournament semifinal game. The second-ranked Wolverines will take on No. 3 Grand Canyon on Friday night at 8:30 p.m. PT/9:30 p.m. MT. The game will be broadcast live on ESPN+ and ESPN 960 AM radio in Utah County.
- Conner Toolson scored a game-high 21 points and Richard Harward knocked down a go-ahead free throw with two minutes remaining to help lift Utah Valley to a 71-64 win over No. 7 Kansas City on Thursday night in the quarterfinals of the WAC Tournament. Toolson scored his 21 points on 8-of-17 shooting from the floor, including a pair of shots from long range. He was a perfect 3-of-3 from the charity stripe and registered a pair of steals in 34 minutes of play. Harward tallied his 15 points on a 6-of-7 mark from the field, including a 3-of-4 clip from the free throw line. He also pulled down a game-high eight rebounds.
- Utah Valley's Jake Toolson has been named the Western Athletic Conference men's basketball Player of the Year, while Wyatt Lowell has earned WAC Freshman of the Year honors, the league office announced on Tuesday. Toolson becomes the first player in UVU history to earn WAC Player of the Year honors, while Lowell is the first UVU player to receive the league's Freshman of the Year honor.
- With its win over Kansas City on Thursday night, Utah Valley has broken the school record for wins in a season at 24. The team surpassed last season's win total of 23. It marks the first time in school history that the team has won 20-plus games in back-to-back seasons.
- Conner Toolson became just the eighth player in UVU history to score 1,000 points. The senior guard knocked down a shot from long range with 14:38 remaining in the second half against Sam Houston State on Dec. 22 to reach the 1,000-point mark. He is now fifth on the all-time scoring list with 1,181 points.
- According to data provided by Sports-Reference.com, Jake Toolson is the only player in the country that has played in 20 or more games while shooting better than 55 percent from the field (55.0 percent), 45 percent from three-point range (46.8 percent), and 85 percent from the free throw line (85.0 percent). Such a season has only been accomplished 20 times since 1992. Of that group, only 10 players in that group scored over 300 total points in a season. Toolson is one of those 10 players. The junior guard is in rare company.
- As of March 13, Utah Valley holds one of the top shooting percentages in the country as the Wolverines rank 16th nationally in field-goal percentage with a 48.5 percent clip from the floor. UVU also ranks 12th in the country in three-point field goal percentage at 39.1 percent. Jake Toolson ranks 44th nationally with a 55.9 percent field goal mark and 26th nationally from charity stripe as he holds an 86.9 free throw percentage. According to KenPom.com, Toolson holds the nation's sixth-best true shooting percentage (70.3) in the nation.

PROJECTED STARTERS



11
 Conner Toolson
 6-4 / 185 / G / Sr.
 Highland, UT

P R S
 13.3 3.0 1.5



10
 Ben Nakwaasah
 6-2 / 175 / G / Sr.
 Richardson, TX

P R A
 8.6 2.8 3.1



2
 Jake Toolson
 6-5 / 205 / G / R-Jr.
 Gilbert, AZ

P R A
 16.0 4.6 2.1



44
 Baylee Steele
 6-11 / 245 / C / R-Jr.
 Norwalk, IA

P R A
 8.1 7.1 0.6



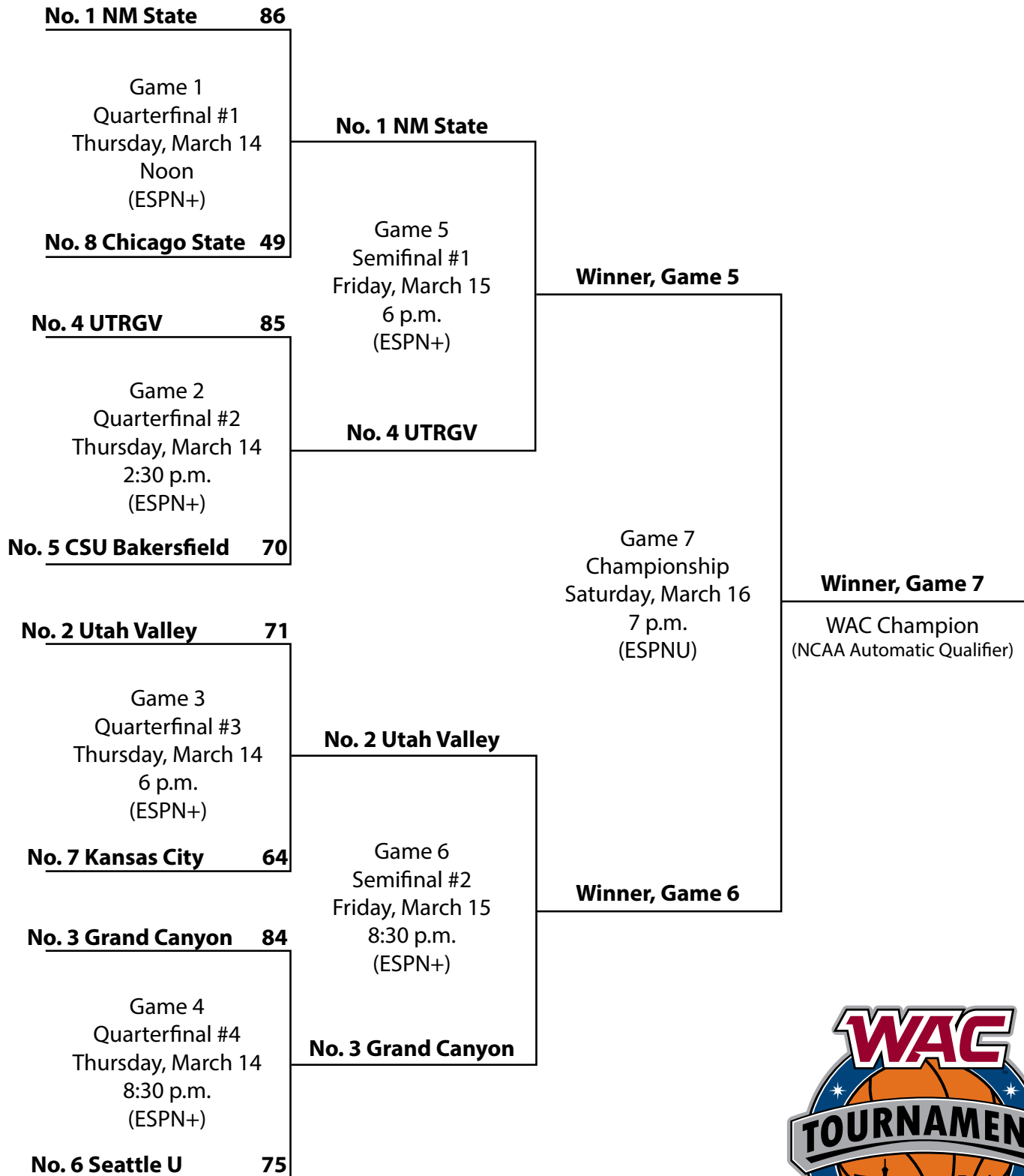
0
 Isaiah White
 6-7 / 205 / F / So.
 Rancho Cucamonga, CA

P R A
 8.4 4.3 0.9

Starters based on previous game's lineup.

2019 WAC Men's Basketball Tournament

March 14-16 • Orleans Arena • Las Vegas



All Times Local/Subject to Change



QUICK FACTS

GENERAL INFORMATION

Location	Orem, Utah
Founded	1941
Enrollment	39,930
School Colors	Green, White & Gold
Nickname	Wolverines
Basketball Facility	UCCU Center
Capacity	7,500
Press Row	(801) 863-5209
Affiliation	NCAA Division I
Conference	Western Athletic Conference
President	Dr. Astrid S. Tuminez
Director of Athletics	Vince Otoupal

COACHING STAFF

Head Coach	Mark Pope
Alma Mater	Kentucky (1996)
Overall Record (seasons)	76-54 (4th season)
UVU Record (seasons)	Same
Assistant Coach	Cody Fueger
Alma Mater	Utah (2006)
Season	4th
Office Phone	801-863-8309
E-mail	Cody.Fueger@uvu.edu
Assistant Coach	Chris Burgess
Alma Mater	Utah (2002)
Season	4th
Office Phone	801-863-5166
E-mail	Chris.Burgess@uvu.edu
Assistant Coach	Eric Daniels
Alma Mater	Johnson & Wales (2008)
Season	4th
Office Phone	801-863-8539
E-mail	Eric.Daniels@uvu.edu

TEAM INFORMATION

2017-18 Record	23-11 (.667)
2017-18 Conference (Finish)	10-4 (2nd)
Starters Returning/Lost	2/3
Letter winners Returning/Lost	4/10
Newcomers	7
All-Time Record (yrs)	858-567 (45)
All-Time NCAA DI Record (yrs)	280-206 (14)
UCCU Center Record (yrs)	180-47 (13)

BASKETBALL SUPPORT STAFF

Director of Basketball Ops	Bobby Horodyski
Office Phone	(801) 863-8984
Cell Phone	(303) 946-6774
E-mail	Robert.Horodyski@uvu.edu
Assistant A.D. - Basketball SID	Jason Erickson
Office Phone	(801) 863-5451
Cell Phone	(303) 946-6774
E-mail	Jason.Erickson@uvu.edu
Strength & Conditioning Coach	Charles Young
Office Phone	TBA
E-mail	Charles.Young@uvu.edu
Athletic Department	
Office Phone	(801) 863-8998
Fax	(801) 863-8813
Ticket Information	(801) 863-8653
Mailing Address	Utah Valley University Athletics - MS 104 800 W. University Parkway Orem, Utah 84058

BROADCAST INFORMATION

Friday night's game against Grand Canyon will be broadcast live on ESPN+, which is available at ESPNplus.com. Adam Young and Sed Bonner will be on the call. Rachel Vigil will handle the sideline reporting duties. The game will also be broadcast over the radio waves as Jim McCulloch, the Voice of the Wolverines, is in his ninth season with the team. Josh Kallunki will be handling the color commentary duties on the radio. The radio broadcast will be aired live on ESPN 960AM radio. A live stream of the radio broadcast will also be available at ESPN960Sports.com.



WAC TOURNAMENT HISTORY

Utah Valley makes its sixth appearance at the WAC Tournament this week. The Wolverines hold an all-time 4-5 record at the tournament. UVU's four wins at the tournament were a 83-63 win over UTRGV in the quarterfinals of the 2013 tournament, a 65-53 quarterfinal win over No. 5 Seattle U in the 2017 tournament, an 81-74 victory over CSU Bakersfield in the quarterfinals of the 2018 tourney, and a 71-64 win over No. 8 Kansas City in the quarterfinal game on Thursday night. UVU has earned the No. 2 seed for a second straight year.

All-Time Results at WAC Tournament (4-5)

March 13, 2014	#1 Utah Valley 83, #8 UTRGV 63
March 14, 2014	#5 Idaho 74, #1 Utah Valley 69
March 12, 2015	#4 Bakersfield 55, #5 Utah Valley 40
March 10, 2016	#5 UMKC 80, #4 Utah Valley 78
March 09, 2017	#4 Utah Valley 65, #5 Seattle U 53
March 10, 2017	#1 CSU Bakersfield 81, #4 Utah Valley 80 (4OT)
March 08, 2018	#2 Utah Valley 81, #7 CSU Bakersfield 74
March 09, 2018	#3 Grand Canyon 75, #2 Utah Valley 60
March 14, 2019	#2 Utah Valley 71, #7 Kansas City 64

Quarterfinals - Las Vegas, Nevada
Semifinals - Las Vegas, Nevada
Quarterfinals - Las Vegas, Nevada
Quarterfinals - Las Vegas, Nevada
Semifinals - Las Vegas, Nevada
Quarterfinals - Las Vegas, Nevada
Semifinals - Las Vegas, Nevada
Quarterfinals - Las Vegas, Nevada

JAKE TOOLSON NAMED WAC PLAYER OF THE YEAR, LOWELL EARNS WAC FRESHMAN OF THE YEAR HONORS

Utah Valley's Jake Toolson has been named the Western Athletic Conference men's basketball Player of the Year, while Wyatt Lowell has earned WAC Freshman of the Year honors, the league office announced on Tuesday. Toolson (Gilbert, Arizona) becomes the first player in UVU history to earn WAC Player of the Year



honors, while Lowell (Gilbert, Arizona) is the first UVU player to receive the league's Freshman of the Year honor. Toolson was named the WAC Player of the Year after posting five games with 20 or more points in WAC play. During league play, he ranked third in the WAC in three-point percentage (47.4), free throw percentage (87.3), and three-pointers per game (2.3). He also ranked fourth in both scoring (16.7) and field goal percentage (54.0) and sixth in minutes per game (33.8). Toolson was named WAC Player of the Week once this season. Toolson was also named to the All-WAC First Team. The junior guard is the only player in the nation that has played in 20 or more games while shooting better than 55 percent from the field (56.1 percent), 45 percent from three-point range (48.5 percent), and 85 percent from the free throw line (86.5 percent). Such a season has only been accomplished 20 times since 1992. Of that group, only 10 players in that group scored over 300 total points in a season. Toolson is one of those 10 players. He ranks 26th in the nation at the free throw line (86.9) and 44th nationally in field goal percentage (55.9). Toolson is the first player from UVU to earn the WAC's top honor. His uncle, Danny Ainge (BYU), won the award in 1989. Other notable previous WAC Player of the Year honorees include Tim Hardaway (UTEP, '89), Keith Van Horn (Utah, '95, '96, '97), Andre Miller (Utah, '99), Nick Fazekas (Nevada, '05, '06, '07), and Pascal Siakam (NM State, 2016).

Lowell earns WAC Freshman of the Year honors after leading all WAC freshmen in scoring (5.4), rebounding (3.0) and steals (0.5) in WAC play. He scored in double-digits in WAC games three times with two starts. Lowell becomes the first player in UVU history to earn the WAC Freshman of the Year honor.



Jake Toolson scored his 19 points on a 6-of-11 shooting from the field, including a 4-of-6 clip from long range. He also knocked down 3-of-3 shots at the charity stripe. The junior guard also pulled down eight rebounds and dished out seven assists.

Conner Toolson scored his 18 points on a 6-of-14 mark from the field, including a 3-of-7 clip from beyond the arc. He also hit 3-of-3 free throws and tallied a pair of steals.

Richard Harward was also in double figures with 14 points to go along with eight rebounds. Harward was a perfect 5-for-5 from the field and knocked down 4-of-6 free throws

UVU ADVANCES TO WAC TOURNAMENT SEMIFINALS WITH 71-64 WIN OVER #7 KANSAS CITY

Conner Toolson scored a game-high 21 points and Richard Harward knocked down a go-ahead free throw with two minutes remaining to help lift Utah Valley to a 71-64 win over No. 7 Kansas City on Thursday night in the quarterfinals of the WAC Tournament at the Orleans Arena in Las Vegas.

Trailing 62-59 with three minutes to play, Jake Toolson made a turnaround hook shot to cut the UMKC to just one point, 62-61, with 2:46 remaining. After a Conner Toolson steal, Harward was fouled and knocked down a pair of free throws to give the Wolverines a 63-62 lead with two minutes to play. UVU then outscored UMKC 8-4 the rest of the way to secure the 71-64 win.

With the win, Utah Valley (24-8) breaks the school record for wins in a season with 24, surpassing the record of 23 wins set last season.

Utah Valley and Kansas City played through four lead changes and four ties over the first eight minutes of the first half with the Wolverines taking a 17-14 advantage at the 11:55 mark. UVU then went on an 8-2 run to jump out to a 25-16 lead with 8:42 left in the half. UMKC responded with a 14-3 run over a 5:13 span take a 37-35 lead into the break.

Kansas City outscored the Wolverines 6-2 over the first 4:11 of the first half to extend its lead to five points, 43-38, with 15:49 to play. UMKC then took its biggest lead of the game, 49-40, with 12:19 to play. Richard Harward then led UVU on an 11-3 UVU run with seven points before Conner Toolson converted a three-point play to tie the game, 54-54, with 6:42 to play. Trailing 59-56 with 3:25 to play, Conner Toolson knocked down a three to tie the game, 59-59. UMKC's Xavier Bishop responded back with a three of his own at the three-minute mark to give the 'Roos a 62-59 lead before a Jake Toolson turnaround hook shot cut it to a 62-61 UKC advantage with 2:46 to play. Harward was fouled on the other end and connected on a pair of free throws to give UVU a lead it would not relinquish as the Wolverines held on for the 71-64 win.

Conner Toolson scored his 21 points on 8-of-17 shooting from the floor, including a pair of shots from long range. He was a perfect 3-of-3 from the charity stripe and registered a pair of steals in 34 minutes of play. Harward tallied his 15 points on a 6-of-7 mark from the field, including a 3-of-4 clip from the free throw line. He also pulled down a game-high eight rebounds.

Isaiah White recorded nine points, Jake Toolson tallied seven, and Ben Nakwaasah helped with six. White also had six rebounds, while Toolson pulled down seven

TOOLSON ONLY PLAYER IN THE NATION TO PLAY 20-PLUS GAMES WHILE SHOOTING BETTER THAN 55 PERCENT FROM FLOOR, 45 PERCENT FROM THREE, AND 85 PERCENT FROM THE LINE

According to data provided by Sports-Reference.com, Jake Toolson is the only player in the country that has played in 20 or more games while shooting better than 55 percent from the field (55.0 percent), 45 percent from three-point range (46.8 percent), and 85 percent from the free throw line (85.0 percent). Such a season has only been accomplished 20 times since 1992. Of that group, only 10 players in that group scored over 300 total points in a season. Toolson is one of those 10 players. The junior guard is in rare company.

UVU STAT LEADERS

Jake Toolson leads Utah Valley in scoring at 16.0 points per game, followed closely behind by Conner Toolson at 13.3 points a contest. The Toolson duo has scored nearly 40 percent of UVU's points this season. Jake has been impressive from the floor, shooting 55.0 percent (176-of-320), including a team-best 46.8 percent (65-of-139) clip from three-point range. He also leads UVU with an 85.0 percent (96-of-113) clip from the free throw line. Baylee Steele leads UVU on the boards, pulling down 7.1 rebounds a game, while TJ Washington leads the team in assists at 3.8 a game.

JAKE TOOLSON TIED WITH COUSIN RYAN TOOLSON FOR HIGHEST THREE-POINT PERCENTAGE MARK IN UVU HISTORY

Jake Toolson currently holds a 46.8 percent mark from long range this season, connecting on an impressive 65-of-139 shots from deep. The mark currently ties the current UVU single season record of 46.8 percent (65-of-139) by Ryan Toolson during the 2003-04 season.

UVU'S HOME WIN STREAK ENDS AT 22, WOLVERINES 27-2 AT HOME OVER LAST TWO SEASONS

Utah Valley won a school-record 22 straight games at home dating from a win over UTSA on Nov. 29, 2017 to a win over UTRGV on Jan. 17, 2019. The previous UVU home win streak record was 17 games, which was set from the 2004-05 season to the 2005-06 season. UVU holds an impressive 28-2 record at home over the last two seasons. Utah Valley holds an all-time 178-47 (79 percent) record in 13 seasons at the UCCU Center. The Wolverines are averaging 13.6 wins a season on their home hardwood. UVU finished play at home last season with a school-record 16-1 record. The team went 13-1 at home this season. Over the past two seasons, UVU holds a 29-2 record at the UCCU Center.

UVU RECORDS BACK-TO-BACK 20-WIN SEASONS FOR THE FIRST TIME IN PROGRAM HISTORY

Utah Valley won a school-record 23 games just a season ago and defeated Seattle U on Feb. 26 for its 20th win of the season. It marks the first time in program history that UVU has recorded back-to-back 20-win seasons. There have now been six 20-win seasons in UVU's 15-year Division I history, two of which have been recorded under head coach Mark Pope.

UVU BREAKS SCHOOL RECORD FOR WINS IN A SEASON WITH 24

With its win over Kansas City on Thursday night, Utah Valley has broken the school record for wins in a season at 24.



UVU HOLDS BEST RECORD AMONG DIVISION I TEAMS IN THE STATE OF UTAH OVER THE PAST TWO SEASONS

Utah Valley holds the best record among Division I teams in the state of Utah over the past two seasons.

In-State School Records over Last Two Seasons

1. **Utah Valley** 47-19 (.712)
2. Utah State 43-23 (.651)
3. BYU 43-24 (.641)
4. Utah 40-26 (.606)
5. Weber State 38-25 (.603)
6. Southern Utah 29-34 (.460)

JAKE TOOLSON TIES SCHOOL RECORD WITH 41 CONSECUTIVE FREE THROWS MADE

Redshirt junior guard Jake Toolson knocked down 41 straight shots at the free throw line before missing a shot at the charity stripe against New Mexico State on Jan. 19. It ties Holton Hunsaker's mark of 41 straight set during the 2011-12 season. Toolson was just 11 free throws away from tying the WAC consecutive free throws made record, which is 52 in a row set by Rob Robbins of New Mexico during the 1989-90 season. The NCAA record for consecutive free throws made is 85 in a row set by Butler's Darnell Archey over three seasons (2000-03). **Toolson has knocked down 81 of his last 92 free throws (88 percent).**

THREE-POINT STREAKING

Utah Valley has now hit a three-point field goal in 129 straight games. The last time UVU played in a game without hitting a shot from beyond the arc was on Feb. 7, 2015 at Seattle U.

IN THE NATIONAL RANKINGS

As of March 13, Utah Valley holds one of the top shooting percentages in the country as the Wolverines rank 16th nationally in field-goal percentage with a 48.5 percent clip from the floor. UVU also ranks 12th in the country in three-point field goal percentage at 39.1 percent. Jake Toolson ranks 44th nationally with a 55.9 percent field goal mark and 26th nationally from charity stripe as he holds an 86.9 free throw percentage. According to KenPom.com, Toolson holds the nation's sixth-best true shooting percentage (70.3) in the nation.

UVU RANKED #25 IN MIDMAJORMADNESS.COM TOP-25 POLL, RECEIVING VOTES IN COLLEGEINSIDER.COM MID-MAJOR TOP-25 POLL

Utah Valley was the lone newcomer to the MidMajorMadness.com Top-25 poll this past week. The Wolverines made their debut in the final poll at No. 25. UVU continues to receive votes in this week's edition of the CollegeInsider.com Mid-Major Top-25 poll. It marks the fifth time this season that the Wolverines have received votes in the poll. UVU received 14 votes last week and are now receiving 41 this week, one spot out of the rankings. Gonzaga continues to hold the top spot in both polls.

SECOND-BEST NCAA NET RATING IN THE WAC

As of March 15, Utah Valley's NCAA net rating is 87 according to NCAAsports.com. The Wolverines have one of the best non-conference NCAA net rating wins of the season with its victory over No. 82 Fresno State. The Wolverines hold the second-best net rating in the WAC as the team sits behind New Mexico State (45). UVU is ahead of Grand Canyon (93), California Baptist (166), UTRGV (172), Seattle U (184), CSU Bakersfield (212), Kansas City (225), and Chicago State (353).

WAC'S LEAGUE RATING AT 14

The Western Athletic Conference holds the No. 14 spot in Ken Pom's conference rankings. The WAC sits at 14 ahead of the Sun Belt (15), Conference USA (16), Missouri Valley (17), Horizon (18), Big South (19), Atlantic Sun (20), Colonial (21), Patriot (22), Big West (23), Summit (24), Ohio Valley (25), America East (26), Big Sky (27), Metro Atlantic (28), Southland (29), Northeast (30), Southwestern (31), Mid-Eastern (32).

UTAH VALLEY'S KENPOM.COM RATING IS 92

According to KenPom.com, Utah Valley ranks 92 out of the 353 teams in the country. The Wolverines rank 93 ahead of such teams as Georgetown (94), West Virginia (95), Grand Canyon (96), Arizona (102), UCLA (109), and Utah (110).

CONNER TOOLSON BECOMES EIGHTH PLAYER IN UVU HISTORY TO SCORE 1,000 CAREER POINTS

Conner Toolson knocked down a shot from long range with 14:38 remaining in the second half against Sam Houston State on Dec. 22 to lift his career point total to 1,002 points as he became just the eighth player in UVU history to score 1,000 career points. Toolson scored 18 points on the night to up his career total to 1,007. He is now fifth on the all-time scoring list with 1,202 points. He needs just 43 points to surpass UVU great Ronnie Price for the fourth spot on the all-time list.

UVU Career Points Chart

1. 2163 Ryan Toolson (113 games), 2003-04, 06-09
2. 1545 Holton Hunsaker (126 games), 2010-14
3. 1516 Ben Aird (124 games), 2010-14
4. 1245 Ronnie Price (56 games), 2003-05
5. **1202 Conner Toolson (97 games), 2016-19**
6. 1078 David Heck (111 games), 2003-07
7. 1066 Isaiah Williams (63 games), 2010-12
8. 1001 Zach Nelson (119 games), 2010-11, 13-15, 16-18
9. 992 Jordan Swarbrick (110 games), 2007-11
10. 802 Kenneth Ogbe (66 games), 2016-18

CONNER TOOLSON MOVES UP TO SECOND ON CAREER STEALS CHART, THIRD ON CAREER THREES LIST

Conner Toolson is now all alone in second on the all-time UVU steals list with 134 take aways. He is now just 23 steals away from tying Holton Hunsaker (2010-14) for the top spot on the steals chart. He is now third on the made threes list with 192 and is now 44 three-pointers away from tying Holton Hunsaker (2010-14) for second on that chart.

UVU Career Steals Chart

1. 157 Holton Hunsaker, 2010-14
2. **134 Conner Toolson, 2016-pres**
3. 110 Ben Aird, 2010-14
4. 108 Ronnie Price, 2003-05
5. 106 Jordan Swarbrick, 2007-11
6. 100 Ryan Toolson, 2003-04, 06-09
7. 94 Chris Bailey, 2005-07
8. 80 Josh Olsen, 2006-09
9. 75 David Heck, 2003-07
10. 73 Pierre Thomas, 2003-06

UVU Career Three-Point FG made

1. 315 Ryan Toolson , 2003-04, 06-09
2. 236 Holton Hunsaker, 2010-14
3. **192 Conner Toolson, 2016-pres**
4. 166 Isiah Williams, 2010-12
5. 161 Ronnie Price, 2003-05
6. 140 David Heck, 2003-07
7. 125 Kenneth Ogbe, 2016-18
8. 117 Richard Troyer, 2004-08
9. 92 Jordan Swarbrick, 2007-11
10. 86 Josh Olsen, 2006-09

IN THE RECORD BOOKS AGAINST CHICAGO STATE

Jake Toolson connected on 6-of-9 shots from beyond the arc in the 103-71 win over Chicago State on Feb. 21. The 66.7 three-point percentage ties him for ninth on the all-time UVU individual single game three-point percentage list. Richard Harward's 16 boards against CSU ties him for seventh on the all-time UVU single game rebounds chart. TJ Washington's nine assists against CSU ties him for ninth on the all-time UVU single game assists chart. The 103 points against the Cougars are tied for the sixth-most points ever scored in a single game by UVU. UVU's 37 field goals made tied the team for 10th on the single game field goals



made chart. The Wolverines knocked down 16 threes which is tied for the second on the single game three-point field goals made list. UVU's 59.3 percent three-point field goal mark ranks eighth all-time in UVU single game history, while the 25 assists that UVU dished out against CSU ranks ninth all-time in a single game.

JAKE TOOLSON RECORDS TWO PERFECT GAMES THIS SEASON

Redshirt junior guard Jake Toolson has recorded a pair of perfect shooting performances this season. Toolson knocked down a perfect 8-of-8 shots from the field, including a perfect 2-of-2 from three-point range, along with a perfect 2-of-2 shots from the free throw line as he scored 20 points in an 87-72 win over Long Beach State in the championship game of the MGM Main Event in Las Vegas on Nov. 21. Toolson also connected on a perfect 6-of-6 shooting from the field, including a 2-of-2 mark from long range. He also hit a perfect 6-of-6 shots at the free throw line as he finished with 20 points in an 85-79 win over Sam Houston State on Dec. 22.

MACDOUGALL RECORDS BEST SINGLE-GAME SHOOTING PERFORMANCE IN UVU HISTORY, 2ND BEST MARK IN THE NATION THIS SEASON.... JAKE TOOLSON TIES TOP FG % MARK

Connor MacDougall had the best single game shooting performance in UVU history against Idaho State on Dec. 19 as he knocked down a perfect 12-of-12 shots from the floor. The 12-for-12 shooting overtakes Mitch Bruneel and Jake Toolson who previously held the field goal mark in an 8-for-8 performances. MacDougall's mark is the second-best shooting performance in the country behind only Levi Bradley of Northern Illinois, who made a perfect 13-of-13 shots against Oakland on Nov. 25. MacDougall's perfect night ties him for the best single-game field goal percentage mark in UVU history with Bruneel and Toolson.

UVU Single-Game Field Goal Percentage List (Min. 8 attempts)

- | | |
|------------------------------------|--------------------------------|
| 1. 1.000 Connor MacDougall (12-12) | vs. Idaho State, 12/19/18 |
| 1.000 Mitch Bruneel (8-8) | vs. UTRGV, 3/13/14 |
| 1.000 Jake Toolson (8-8) | vs. Long Beach State, 11/21/18 |
| 4. .923 Akolda Manyang (12-13) | vs. Weber State, 12/06/17 |
| 5. .900 Corey Claitt (9-10) | at Utah State, 12/12/09 |
| .900 Ronnie Price (9-10) | vs. Eugene College, 01/03/04 |

UVU RECORDS THIRD-BEST THREE-POINT SHOOTING PERFORMANCE IN SCHOOL HISTORY

Utah Valley connected on 62.5 percent of its threes in a 98-78 win at Northern Arizona on Dec. 8 in Flagstaff. The Wolverines knocked down 15-of-24 shots from beyond the arc. The 62.5 percent shooting is the third-best three-point shooting percentage in school history. UVU shot 66.7 percent twice in wins over Haskell (1/4/11) and against UTRGV (3/13/14). The 15 threes is tied for the fourth-best total in UVU history. The Wolverines knocked down a school-record 18 threes in a win at BYU (11/26/16) two seasons ago.

Single-Game Three-Point FG Percentage Chart

- | | | | |
|---------------------------|-----------|-------------------------|------------|
| 1. 66.7 vs. Haskell | 1/4/2011 | 2. 16 vs. UC Riverside | 12/28/2017 |
| 66.7 vs. UTRGV | 3/13/2014 | 16 vs. NJIT | 2/28/2009 |
| 3. 62.5 at Northern Ariz. | 12/8/2018 | 4. 15 at Northern Ariz. | 12/8/2018 |
| 4. 61.5 vs. NJIT | 2/28/2009 | 15 vs. UTRGV | 1/9/2016 |
| 5. 61.1 at UTRGV | 2/3/2011 | 15 vs. Chicago State | 1/23/2016 |

UVU KNOCKS DOWN 16 THREES AGAINST CHICAGO STATE

Utah Valley knocked down 16 three-point field goals in its 103-71 win over Chicago State on Jan. 21. The 16 three are tied for the second most in UVU single game history. UVU also connected on 15 threes in a 98-78 win at Northern Arizona on Dec. 8, which is tied for fourth on the UVU single games threes made chart. The 2016-17 team holds the single game threes made record as it connected on 18 in a win at BYU on Nov. 26, 2016.

Single-Game Three-Point FG Made Chart

- | | | |
|-------|-------------------|------------|
| 1. 18 | at BYU | 11/26/2016 |
| 2. 16 | vs. Chicago State | 02/21/2019 |
| 16 | vs. UC Riverside | 12/28/2017 |
| 16 | vs. NJIT | 02/28/2009 |
| 4. 15 | at Northern Ariz. | 12/8/2018 |
| 15 | vs. UTRGV | 01/9/2016 |
| 15 | vs. Chicago State | 01/23/2016 |

UVU RECORDS ONE OF BEST NON-CONFERENCE RECORDS IN SCHOOL HISTORY

The Wolverines wrapped up non-conference play with an 11-4 record (.733), one of the best non-league marks in school history. The 11-4 record matches the 15-game start to the 2003-04 team, but that team did not play a full Division I schedule and did not yet have a conference to play in. The 11-4 record also matches last year's 15-game start to a season (11-4). Last year's team entered WAC play with an 11-5 record (.687).

THE COUSINS TOOLSON

Second cousins Jake and Conner Toolson are averaging nearly 40 percent of UVU's points this season. The pair rank in the top-10 in a combined 19 different UVU all-time career statistical categories. Conner is UVU's all-time fifth-leading point scorer at 1,202 points, while Jake ranks 10th on the chart at 872 points. Conner ranks second all-time at UVU in steals at 134, while Jake ranks second all-time at UVU in three-point field goal percentage at a .426 clip. The pair also ranks in the top-10 in 16 different UVU single-season statistical categories.

HARWARD NAMED WAC PLAYER OF THE WEEK (JAN. 7-13)

Utah Valley sophomore center Richard Harward has been named Western Athletic Conference Men's Basketball Player of the Week for the week of Jan. 7-13. This is his first WAC Player of the Week honor. The Orem, Utah native had a career night as Utah Valley overcame a 20-point second half deficit to defeat Seattle U Saturday. Harward had a career-high 13 points, including seven in the second half comeback, to go along with a career-high 15 rebounds in a career-high 24 minutes of play. His previous career highs were four points, six rebounds and 10 minutes. He knocked down a perfect 4-of-4 shots from the field which were also career highs in both field goals made and attempted. Harward also connected on 4-of-6 shots from the charity stripe, which were also career highs, dished out a career-high two assists and blocked one shot.



MACDOUGALL NAMED WAC MEN'S BASKETBALL PLAYER OF THE WEEK (DEC. 17-23)



Connor MacDougall was named the Western Athletic Conference Men's Basketball Player of the Week for Dec. 17-23. It marks the first WAC honor of MacDougall's career. MacDougall, from Tempe, Ariz., helped lead the Wolverines to a perfect 2-0 record last week with wins



over Idaho State and Sam Houston State. The two wins extended UVU's home win streak to 20 games—the third-best mark in the nation. The graduate forward scored a career-high 28 points and pulled down a career-high 10 rebounds in an 88-77 win over Idaho State. He scored his 28 points on a perfect night from the field as he connected on 12-of-12 shots from the field. The 12-for-12 outing is the best shooting performance in UVU history. He also knocked down 4-of-5 shots from the charity stripe. MacDougall also scored 13 points with six rebounds and a career-high four assists in an 85-79 win over Sam Houston State. He knocked down 5-of-6 shots from the field and connected on 3-of-5 shots from the free throw line. Over his two games last week, MacDougall averaged 20.5 points, 8.0 rebounds, 2.5 assists, 1.0 blocks, and 1.0 steals per game. He made 17-of-18 shots from the field for an impressive 94.4 percent clip. He also made 7-of-10 free throws on the week.

WAC WINS SUMMIT LEAGUE/WAC CHALLENGE



The WAC won the first-ever Summit League/WAC Challenge by finishing with a 6-3. The Challenge features head-to-head competition between all nine teams. Matchups were set based upon factors including the previous year's achievements, records and RPI rankings, as well as projected rankings in the upcoming season.

The complete list of 2018 matchups/results

- Nov. 6 South Dakota State def. Grand Canyon, 74-79
- Nov. 6 New Mexico State def. North Dakota State, 73-56
- Nov. 13 California Baptist def. Oral Roberts, 70-69
- Dec. 1 Kansas City def. Purdue Fort Wayne, 90-73
- Dec. 1 South Dakota def. CSU Bakersfield, 56-68
- Dec. 1 Utah Valley def. Denver, 98-75
- Dec. 5 UT Rio Grande Valley def. North Dakota, 70-56
- Dec. 6 Seattle U def. Omaha, 90-71
- Dec. 20 Western Illinois def. Chicago State, 52-81

JAKE TOOLSON NAMED WAC PLAYER OF THE WEEK (NOV. 19-23)

Utah Valley junior guard Jake Toolson has been named Western Athletic Conference Men's Basketball Player of the Week for the week of Nov. 19-25. This is his first WAC Player of the Week honor of the season and the third of his career. The Gilbert, Ariz. native averaged 16.3



points, 5.0 rebounds and 3.0 assists per game as the Wolverines went 3-0 last week. Toolson shot 66.7 percent (16-of-24) from the floor, including a blistering 77.8 percent (7-of-9) mark from three-point range and an impressive 90.9 percent (10-of-11) from the free throw line over the three games. He opened the week with 12 points, four rebounds and three assists in a win over Hartford. Toolson then scored 20 points on a perfect 8-of-8 shooting from the field, 2-of-2 from beyond the arc and 2-of-2 from the free throw line in Utah Valley's win over Long Beach State in the championship game of the MGM Main Event in Las Vegas. He also pulled down five rebounds and dished out four assists to help the Wolverines claim the MGM Main Event Middleweight championship belt. Toolson then scored 17 points with six rebounds and two assists in Utah Valley's win over North Dakota on Saturday as the Wolverines extended their home winning streak to 16 games – the fifth-longest active home win streak in the country.

UVU CLAIMS MGM MAIN EVENT TITLE WITH 87-72 WIN OVER LONG BEACH STATE

Jake Toolson scored 20 points and Ben Nakwaasah added a career-high 18 to lead Utah Valley to the MGM Main Event Middleweight title with a 87-72 win over Long Beach State on Wednesday afternoon at Cox Pavilion in Las Vegas. Jake Toolson led the Wolverines with 20 points on a perfect 8-for-8 clip from the field, including a 2-of-2 mark from beyond the arc and a perfect 2-of-2 performance from the free throw line. He also pulled down five rebounds and dished out four assists. Nakwaasah scored his career-high 18 points on 6-of-7 shooting from the floor, including a 3-of-3 clip from long range. He also knocked down 3-of-4 free throws and pulled down five rebounds with five assists. Conner Toolson scored 15 points, while Baylee Steele and Isaiah White also reached double figures with 14 and 13 points, respectively. As a team, Utah Valley shot a season-best 58 percent (29-of-50) from the field, including a 52 percent (11-of-21) mark from three-point range. Steele recorded a double-double with his 14 points and 10 rebounds. Utah Valley and Long Beach State played through four lead changes and seven ties over the first 17 minutes of the first half. UVU then used back-to-back-to-back threes by Isaiah White, Ben Nakwaasah, and Conner Toolson to go on a 9-0 run and take a 40-28 lead with 1:22 left in the half. The Wolverines took a 41-34 advantage into the break. The two teams played evenly through the first 12 minutes of the second half until UVU pushed its lead to 12 points, 63-51, on Conner Toolson and Nakwaasah threes. Toolson then gave UVU a 66-53 lead after knocking down a three with seven minutes to play. The Wolverines then out-scored LBSU 13-9 the rest of the way to secure the win.



CONNER TOOLSON NAMED MGM MAIN EVENT MVP



Conner Toolson was named the MGM Main Event Middleweight MVP after scoring 19.0 points, 3.5 rebounds, and 1.0 steals per game over the wins over Hartford and Long Beach State. He shot 60.9 percent (14-of-23) from the field, including a 42.9 percent (6-of-14) clip from long range.

MAN OF STEELE

Redshirt junior Baylee Steele pulled down a school-record 19 rebounds against BYU on Nov. 9. Steele's 19 boards breaks the previous single game UVU mark of 18 set by Jon Bell at Florida Gulf Coast on March 5, 2004. Geddes Robinson tied the 18-rebound mark on Jan. 28, 2012 against NJIT. The record stood for 14 years before Steele broke it on Nov. 9, 2018 at BYU. Steele is averaging team-best 7.2 rebounds per game this season.

UVU Single-Game Rebounds Record

Rank	Player	Location/Date
1.	19 Baylee Steele	at BYU, 11/9/18
2.	18 Jon Bell	at Florida Gulf Coast, 3/5/04
	18 Geddes Robinson	vs. NJIT, 1/28/12
4.	17 Jordan Brady	vs. CSU Bakersfield, 3/1/08
	17 Geddes Robinson	at North Dakota, 1/20/11
	17 Geddes Robinson	vs. Georgia State, 12/17/11



TOOLSON FAMILY TREE (JAKE, CONNER, RYAN, ANDY TOOLSON, DANNY AINGE)

Senior guard Conner Toolson and redshirt junior guard Jake Toolson are not brothers, but they are related. Conner and Jake are second cousins. Conner's Dad and Jake's Dad are first cousins. Conner's grandpa and Jake's grandpa are brothers. Now, throw in UVU's all-time leading scorer Ryan Toolson into the mix. Ryan's Dad and Jake's Dad are brothers, making Ryan and Jake first cousins. Ryan's dad and Conner's dad, Andy, are first cousins, making Ryan and Conner second cousins. Conner's Dad, Andy (BYU, 84-85, 87-90), played basketball overseas and spent time with the Utah Jazz. You also have to throw in Boston Celtics general manager Danny Ainge (BYU, 77-81), who is married to Jake's aunt (his Dad's sister), making Ainge Jake's uncle.

HALL OF FAME COACH RICK PITINO VISITS UVU

Hall of Fame coach Rick Pitino celebrated attending UVU's season opener to raise awareness for his foundation, speak to supporters of the Utah Valley men's basketball program, and meet with the team. Pitino, who coached UVU head coach Mark Pope to a national title at Kentucky in 1996, will also be in attendance at UVU's



season opener against Westminster on Tuesday, Nov. 6 at the UCCU Center. Tip-off is set for 7 p.m. Coach Pitino is the only coach to lead three different schools (Providence, Kentucky, and Louisville) to a Final Four and is one of only four coaches in NCAA

history to take his school to the Final Four in four separate decades, one of only three coaches to have led two different programs to at least two Final Fours each, and one of only two coaches to have led two different programs to at least three Final Fours each. In 2013, Pitino was elected to the Naismith Memorial Basketball Hall of Fame.

UVU HOLDS IN-GAME CELEBRATIONS OF CULTURE THIS SEASON

Utah Valley has held numerous cultural and service nights this season at home basketball games. UVU has held games dedicated to the diversity and culture that the institution exemplifies. UVU has hosted Native American Heritage Night, African Diaspora Night, Autism Awareness Night, Salute to Service Night, and Latino Night.

THE MARK POPE ERA

Mark Pope is in his fourth season as the head coach of the Wolverines. He recently signed a new six-year contract after continuing to take the Wolverines to new heights last season. He led the team to a school-record 23 wins during the 2017-18 season and a second-straight trip to a national postseason tournament, where his team hosted its first-ever national postseason tournament game. He also helped UVU to its first top-100 finish in school history in both the Ken Pom and RPI rankings. Under his direction, the Wolverines compiled a school-record 16-1 home mark last season. His team held the nation's fifth-ranked home court advantage in the nation last season according to KenPom.com. Five of his players earned all-WAC honors last season and his team continues to excel in the classroom as he holds one of the top team GPAs in the country. Utah Valley scored more points than any UVU team ever in program history last season. His teams have broken the single season scoring record in each of his three seasons at UVU. This season, his accolades include a second-straight 20-plus win season, a 13-1 home record, UVU's first-ever WAC Player of the Year honoree, a first-ever WAC Freshman of the Year honoree, and a second-straight second place finish in the WAC. His team also

claimed the MGM Main Event title in Las Vegas this past season.

UTAH VALLEY PICKED THIRD BY MEDIA, FOURTH BY COACHES IN PRESEASON POLL

Utah Valley was selected to finish third by the media and fourth by the coaches in the WAC preseason polls released prior to the season at the annual WAC Basketball Preview and Media Day at the Crowne Plaza Denver International Airport Convention Center. New Mexico State was picked to win the league in both polls. The Aggies received seven of the nine available first place votes from the coaches and 22 of the 24 first place votes from the media. In the coaches' poll, Grand Canyon was picked to finish second with Seattle U third and Utah Valley fourth. CSU Bakersfield was fifth, followed by UT Rio Grande Valley in sixth, Kansas City seventh, California Baptist eighth, and Chicago State ninth. On the media side, Grand Canyon received two first place votes and was picked second. Utah Valley was selected third, followed by Seattle U in fourth, and CSU Bakersfield in fifth. UT Rio Grande Valley was picked sixth, Kansas City seventh, California Baptist eighth, and Chicago State ninth.

CONNER TOOLSON, JAKE TOOLSON NAMED TO PRESEASON ALL-WAC TEAM

Utah Valley senior guard Conner Toolson earned preseason all-WAC first team honors by both the media and coaches. Toolson returns to the team after averaging 12.1 points and 3.7 rebounds per game last season. He led the WAC with 53 steals and also ranked third in three-point field goals made (75) and fifth in three-point field goal percentage (40.3). Toolson earned second team all-WAC honors in 2018. Jake Toolson received preseason all-WAC second team honors by both the media and the coaches. The junior guard averaged 11.2 points and 4.7 rebounds last season. He ranked third in the WAC with an 84.6 percent clip from the free throw line and was seventh in the league with a 50.4 percent mark from the field. Toolson was named to the WAC All-Newcomer team last season.



SCHENCK GRADUATES WITH MBA - TEAM HOLDS ONE OF BEST TEAM GPAs IN THE COUNTRY

For a second-straight season, UVU will have a player on its roster that has already graduated with both their undergraduate degrees and graduate degree. Senior Hayden Schenck graduated with his MBA at UVU this past summer. Zach Nelson and Kenneth Ogbie each earned their MBAs prior to the start of last season. Under head coach Mark Pope, Utah Valley basketball players hold a perfect pass-fail rate. Every single player under his guidance has passed each and every class taken over the past two seasons. For a second-straight season, UVU finished with one of the best team GPAs in the country at 3.38.





NEW FACES

Utah Valley welcomes seven new players to its roster this season, including one player (Baylee Steele) who had to sit out last season due to NCAA transfer rules. The Wolverines have added four new transfers (Isaiah White, TJ Washington, Connor MacDougall, and Baylee Steele) to this year's roster. Brandon Averette (Oklahoma State), Casdon Jardine (Boise State), and Ege Havsa (Fordham) also join the team but will have to sit out and redshirt this season. UVU welcomes three true freshmen to the team in Wyatt Lowell, Drew Cotton, and Cache Fields.

A LOOK BACK... 2017-18 HIGHLIGHTS

UVU WINS A SCHOOL-RECORD 23 WINS

Utah Valley recorded a school-record 23 wins last season, surpassing the previous record of 22 wins set by the 2006-07 team. The team became just the fourth team in school history to win 20 or more games in a season.

Most Wins in a Single Season

1.	23	2017-18
2.	22	2006-07
3.	20	2011-12
	20	2013-14
5.	19	2010-11

UVU FINISH SEASON WITH BEST END-OF-SEASON RANKINGS IN SCHOOL HISTORY

According to KenPom.com, Utah Valley had the ninth-best home court advantage in the nation in 2017-18. Colorado held the best home court advantage according to Ken Pom, followed by Iowa State, Air Force, Arkansas, Illinois State, Wake Forest, Texas Tech, Louisiana Tech, and Utah Valley. Utah Valley's No. 91 ranking on KenPom.com is the best end-of-season ranking in UVU history, breaking the previous ranking of 101 set by the 2007-08 team. UVU's RPI ranking of No. 91 is also the best finish in team history. UVU goes from a team ranked in the 300s during the 2015-16 season to No. 91 at the end of last season—one of the biggest jumps in the nation.

UVU BREAKS TEAM SCORING RECORD FOR THIRD-STRAIGHT SEASON

UVU scored more points than any team ever in program history this past season. Pope's teams have broken the single season scoring record in each of his three seasons with the team. His 2015-16 team broke the scoring average record, averaging 76.0 points per game. His 2016-17 team then broke that record, averaging 76.9 points a contest. This year's team averaged a program-record 78.1 points per game and tallied a school-record 2,657 points this season.

UVU BACK IN THE POSTSEASON, HOSTS FIRST-EVER NATIONAL POSTSEASON TOURNAMENT GAME

For a second straight season, UVU accepted a bid to play in the College Basketball Invitational. Utah Valley hosted its first-ever postseason national tournament game as the team picked up an 87-65 win over Eastern Washington in the first round of the College Basketball Invitational. The win over Eastern Washington in the first round of the CBI marks the second straight season that UVU has won a national postseason game. Its appearance at the College Basketball Invitational marked UVU's fourth appearance in a postseason national tournament game and second straight appearance at the College Basketball Invitational as the Wolverines made a run to the Final Four of the tournament last season. UVU also appeared in the CollegeInsider.com Tournament in 2012 and the National Invitational Tournament in 2014.

UVU ADVANCES TO WAC TOURNAMENT SEMIFINALS FOR SECOND-STRAIGHT SEASON

Utah Valley advanced to the semifinals of the Western Athletic Conference Tournament in Las Vegas for a second straight season with an 84-71 win over CSU Bakersfield in the quarterfinals. UVU dropped a 75-76 decision to Grand Canyon in its semifinal appearance.

FIVE UVU PLAYERS EARN ALL-WAC HONORS, MANYANG NAMED TO ALL-DISTRICT TEAM

Five UVU players earned WAC postseason honors for their play during the 2017-18 season. Kenneth Ogbe was named to the All-WAC first team, while Conner Toolson and Brandon Randolph earned second team All-WAC honors. Akolda Manyang was named to the WAC's All-Defensive team and Jake Toolson was named to the WAC All-Newcomer team. Manyang earned USBWA All-District team honors, becoming only the second player in UVU history to earn the distinction. NBA journeyman Ronnie Price is the only other UVU player to earn the USBWA All-District honors (2004-05).

UVU WINS SCHOOL-RECORD 16 HOME GAMES, INCLUDING 14 STRAIGHT

Utah Valley won a school-record 16 games at home this season, finishing the 2017-18 campaign with a school-record 16-1 record at home, surpassing the previous record of 14-1 set by the 2006-07 team. Utah Valley holds the fifth-longest current home win streak in the nation at 14 games.

UVU HAS FIRST-EVER SELL OUT AT UCCU CENTER

UVU's game against BYU on Nov. 29 was the team's first-ever sellout since joining the Division I ranks in 2003. 7,574 fans attended the game on Nov. 29, 2017, breaking the previous attendance record of 7,124 set against Utah State on Dec. 18, 2010. The BYU loss was the team's only setback of the season at the UCCU Center. UVU's CBI first round game at home

against Eastern Washington was the team's first-ever national postseason tournament home game.

ZACH NELSON BECOMES SEVENTH 1,000-POINT SCORER IN UVU HISTORY

Utah Valley graduate forward Zach Nelson became the seventh player in UVU history to reach the 1,000-point mark. Nelson reached the milestone in the 38th minute of UVU's game against Eastern Washington in the first round of the CBI. Nelson is the first player in UVU history to score 1,000 points, pull down 500 or more rebounds and dish out 200 or more assists as he finished his career with 589 rebounds and 246 assists. He is the second player in UVU history to score 1,000 points and pull down 500 rebounds. Ben Aird is the only other player to score 1,000 points and pull down at least 500 rebounds as he scored 1,516 points and pulled down 1,012 rebounds.

UVU 1,000-Point Club

1.	2,163	Ryan Toolson (2003-04, 2006-09)
2.	1,545	Holton Hunsaker (2010-14)
3.	1,516	Ben Aird (2010-14)
4.	1,245	Ronnie Price (2003-05)
5.	1,078	David Heck (2003-07)
6.	1,066	Isiah Williams (2010-12)
7.	1,001	Zach Nelson (2013-18)

GRADUATING SENIORS HIT RECORD MARKS ZACH NELSON

Zach Nelson wrapped up his career at UVU ranking in the top-10 in 18 different all-time individual career statistical categories. He ranks second all-time in defensive rebounds (437), third in rebounds (589), third in games started (95), third in games played (119), fourth in blocks (80), fifth in minutes (2858), tied for fifth in field goals made (386), sixth in offensive rebounds (152), sixth in assists (246), seventh in field goals attempted (775), seventh in rebounds per game (4.9), seventh in points (1,001), seventh in blocks per game (0.7), eighth in defensive rebounds per game (3.7), ninth in three-point field goals attempted (262), ninth in free throws attempted (229), 10th in field goal percentage (.498), and 10th in assists per game (2.1).

KENNETH OGBE

Although it didn't all come during his time at UVU, Kenneth Ogbe surpassed 1,000 points in his career. Ogbe compiled an impressive 1,014 points in his career. He scored 802 of his points during his two years at Utah Valley. The 802 points ranks him 10th on UVU's all-time scoring list. He also recorded a career three-point percentage mark of 41.9 percent while at UVU, which is the second-best mark on the UVU career three-point percentage list.

BRANDON RANDOLPH

Brandon Randolph compiled 285 assists in his time at UVU, which ranks second all time in UVU history. His



4.3 assists per game average during his two seasons at UVU also ranks second all-time at Utah Valley.

ISAAC NEILSON

Isaac Neilson finished his career at UVU with the second-best field goal percentage mark in UVU history at .592. He also ranks third all-time on the UVU career charts in offensive rebounds (174), offensive rebounds per game (2.6), and blocked shots per game (1.1). He also finished his career fourth on the all-time UVU career charts in rebounding average (6.8) and defensive rebounds per game average (4.2). He ranks fifth all time on the UVU blocks chart at 76.

AKOLDA MANYANG

Utah Valley senior center Akolda Manyang broke the all-time UVU single season record for blocks with a swat at CSU Bakersfield on Feb. 22. He passed up Ben Aird who held the all-time single season blocks record at 56, which he set during the 2012-13 season. Manyang finished the season with 71 blocks. Manyang's 2.3 blocks per game average during the season is also the best mark in UVU history as he passed up Ben Aird's mark of 1.9 blocks per game set during the 2012-13 season.

UVU Single Season Blocks Chart

1.	71	Akolda Manyang (2017-18)
2.	56	Ben Aird (2012-13)
3.	54	Isaac Neilson (2016-17)
4.	50	Ben Devoe (2004-05)
5.	48	Ben Aird (2011-12)



Mark Pope

Head Coach

4th Season at UVU

4th Season Overall

Overall Record 76-54

UVU Record Same

Overall WAC Record 33-24

Fast Facts About Pope

- » Begins his fourth season at the helm of the UVU men's basketball program. Is the second coach in UVU's Division I history. Signed a new six-year contract this past offseason, locking him in at UVU through 2024.
- » Has led UVU to a 52-46 record in three seasons with UVU, including a school-record 23 wins in a 23-11 mark last season.
- » Led 2017-18 team to numerous school records, including most wins in a season (23), most home wins in a season (16), best home record in school history (16-1), and best end-of-season ranking in school history (91 KenPom, 91 RPI). Also led team to its first-ever back-to-back national postseason tournament appearances in school history (2017, 2018). Pope also secured UVU its first-ever home game in a national postseason tournament last season.
- » Under Pope, ticket sales at UVU men's basketball home games are up 1266 percent. He also secured UVU's first-ever sell-out last season.
- » #Toughest24 was organized by coach Pope as his team opened the 2017-18 season with what is likely the toughest 24 hours in college basketball history as his team played Kentucky and Duke on back-to-back nights on the road.
- » Raised 4.4 million dollars to build the NUVI Basketball Practice Facility, which was completed with private funds in 2017.
- » Led 2016-17 team to the program's first-ever national postseason tournament wins en route to the College Basketball Invitational Final Four. His 2016-17 team picked up a first-ever win at crosstown rival BYU, overcame a 27-point deficit to defeat Denver in the Mile High City, and led the program to a first-ever win at New Mexico State, snapping the Aggies' 39-game home WAC win streak.
- » His 2015-16 team was one of just seven programs in the country to have five of its players named to the NABC Honors Court. He also had two players named to the NCAB Honors Court in 2016-17. His team then led the nation with seven players earning the distinction in 2018. His team has earned three-straight NABC Academic Excellence Award honors as his squad has the highest team GPA in the nation in back-to-back seasons. Three of his players have already earned MBAs and he has graduated 13 seniors (2015-18).
- » Served as an assistant coach at Brigham Young for four seasons (2011-15)
- » At BYU, Pope helped the Cougars to a 98-43 record with three NCAA Tournament appearances and a trip to the semifinals of the NIT.
- » Worked as an assistant coach at Wake Forest (2010-11) under Jeff Bzdelik.
- » Was the Director of Basketball Operations at Georgia under head coach Mark Fox (2009-10).
- » Began his collegiate playing career at Washington where he was named the Pac-10 Freshman of the Year in 1992.
- » As a player, Pope helped Kentucky claim the 1996 NCAA National Championship under head coach Rick Pitino. He also helped UK to the Elite Eight in 1995.
- » Enjoyed a nine-year professional career that included seven seasons in the NBA and two years in Turkey.
- » Played two seasons under head coach Larry Bird and helped the Indiana Pacers to the 1998 Eastern Conference Finals.
- » Played two seasons with the Milwaukee Bucks under head coach George Karl where he helped the Bucks to the Eastern Conference Finals in 2001.
- » Also played for the New York Knicks before wrapping up his NBA career with the Denver Nuggets (2003-05).
- » Spent three years in medical school at Columbia University in New York
- » Pope and his wife Lee Anne have four daughters: Ella (17), Avery (15), Layla (13) and Shay (10).

Pope Career Year-by-Year

Year	School	Overall (Conf.)	Postseason
2015-16	Utah Valley	12-18 (6-8 WAC)	
2016-17	Utah Valley	17-17 (6-8 WAC)	CBI Final Four
2017-18	Utah Valley	23-11 (10-4 WAC)	CBI Semis
2018-19	Utah Valley	24-8 (12-4 WAC)	
Overall		76-54 (33-24 WAC)	

Pope Coaching Experience

2010-11	Wake Forest	Assistant Coach
2011-15	Brigham Young	Assistant Coach
2015-present	Utah Valley	Head Coach

Quoting the Pope.....

On the win over UMKC

"I'm really proud of these guys. This is the definition of what March is supposed to be. These games just come down to guts. There's nothing pretty about them. Its just both teams slugging it out. We couldn't be more excited to get the win and move on to Friday's semifinal."

On the home win streak ending

"We are obviously disappointed about our home win streak coming to an end, but that's not our ultimate goal. All we talk about is getting better. I obviously knew there was a chance at some point we were going to lose a home game, but I just hope we don't lose another one. I am not discouraged; I'm really bummed, but not discouraged."

On Winning the MGM Main Event Middleweight Title

"I'm really proud of our guys. We've had some confidence, trust and belief issues. We've had some newness issues with guys trying to figure each other out. For our guys to come into this tournament and figure all those tricky dynamics going on and to gut it out two days ago and then to play just great basketball today where we really shared the ball and make plays for one another. I'm just really proud."

About Signing a six-year deal at UVU

"This is a really special day for me because my whole heart is here at Utah Valley University. I'm thankful to President Holland, Val Peterson, and Vince Otoupal for putting their trust in me and showing our program another level of commitment. I love this place and this is where I want to be. Over the course of the last three years, Lee Anne and I have fallen absolutely in love with this university and its unique mission. We love the students and the administrators and faculty here. We're really proud of what we have accomplished over the last three years but this contract signifies what we really deep down believe that we're barely scratching the surface of what can be accomplished here. I'm also excited to work with our new president, Dr. Astrid Tuminez, who will be taking our university to another level on a worldwide stage."

ESPN 960 AM Coaches' Show

Tune in and listen to Utah Valley head coach Mark Pope each Monday at 1 p.m. on ESPN 960 AM radio. Pope will join Brandon Crow each week to discuss UVU hoops. A weekly podcast of the show will be available each week at www.espn960sports.com. ESPN 960 AM will also be the broadcast home of UVU's 31 games this season. Jim McCulloch returns to handle the play-by-play duties for UVU basketball again this season.





2018-19 UVU ROSTER

#	Name	Pos.	Height	Weight	Year-Exp.	Hometown (Previous School)
00	Brandon Averette	G	5-11	185	Rs.	Richardson, Texas (Oklahoma State)
0	Isaiah White	G	6-7	205	So.	Rancho Cucamonga, Calif. (Salt Lake CC)
2	Jake Toolson	G	6-5	205	R-Jr.	Gilbert, Arizona (BYU)
3	TJ Washington	G	6-0	175	Jr.	Tulsa, Oklahoma (Coffeyville CC)
4	Cache Fields	G	6-5	185	Fr.	Palo Alto, California (Pinewood HS)
5	Hayden Schenck	G	6-4	195	R-Sr.	Eden, Utah (Salt Lake CC)
10	Ben Nakwaasah	G	6-2	175	Sr.	Richardson, Texas (Jacksonville College)
11	Conner Toolson	G	6-4	185	Sr.	Highland, Utah (Salt Lake CC)
15	Connor MacDougall	F	6-9	240	Gr.	Tempe, Ariz. (New Mexico)
20	Drew Cotton	G	6-2	180	Fr.	Tucson, Arizona (Mountain View HS)
21	Ege Havsah	G	6-4	165	Rs.	Istanbul, Turkey (Esenyurt Okyanus HS)
22	Casdon Jardine	G/F	6-7	218	Rs.	Twin Falls, Idaho (Boise State)
25	Wyatt Lowell	F	6-10	205	Fr.	Gilbert, Ariz. (Williams Field HS)
44	Baylee Steele	C	6-11	245	R-Jr.	Norwalk, Iowa (Eastern Michigan)
55	Richard Harward	C	6-11	255	So.	Orem, Utah (Orem HS)

COACHES

Head Coach: Mark Pope, 4th season (Kentucky, '96)

Asst. Coach: Cody Fueger, 4th season (Utah, '06)

Asst. Coach: Chris Burgess, 4th season (Utah, '02)

Asst. Coach: Eric Daniels, 4th season (Johnson & Wales, '08)

Strength & Conditioning: Charles Young, 1st season (W. Michigan, 15)

Director of Ops: Bobby Horodyski, 4th season (UCF, '13)

Pronunciation Guide

Hayden Schenck	Hayden	SKAYNK
Ben Nakwaasah	Ben	Nuh-KWA-suh
Ege Havsah	Egg-Eh	Hov-Sa
Cody Fueger	Cody	FEE-gur



UVU All-Time vs.

Westminster	1-0
BYU	1-4
Saint Mary's	0-2
Utah State	0-13
Hartford	1-0
Long Beach State	1-0
North Dakota	5-3
Western Colorado	1-0
Denver	2-1
Arizona	0-2
Northern Arizona	2-1
Weber State	6-6
Idaho State	7-4
Sam Houston State	2-0
Fresno State	1-0
Grand Canyon	5-9
CSU Bakersfield	10-13
Seattle U	10-9
UT Rio Grande Valley	25-3
New Mexico State	3-9
Kansas City	13-8
Chicago State	19-5
California Baptist	2-0

Atlantic Coast Conference	0-2
America East Conference	3-4
Atlantic Sun Conference	0-1
Big East Conference	0-2
Big Sky Conference	27-26
Big South Conference	0-2
Big 10 Conference	0-1
Big 12 Conference	0-2
Big West	7-10
Colonial Athletic Association	0-4
Conference USA	5-2
Great West Conference	28-17
Horizon League	1-2
Independents	53-16
Mid-American Conference	1-1
Mid-Eastern Athletic Conf.	3-3
Missouri Valley Conference	3-0
Mountain West Conference	1-9
Northeast Conference	0-1
Ohio Valley Conference	2-1
Pac-12 Conference	2-9
Patriot League	0-1
Southern Conference	1-3
Southland Conference	4-4
Southeastern Conference	0-3
Southwestern Athletic Conf.	2-0
Summit League	13-13
Sun Belt Conference	8-8
West Coast Conference	3-9
Western Athletic Conference	56-53
Non-Division I	58-0

vs Ranked Teams (0-9 All-Time)	Score
at #10 Marquette (11/12/07)	L, 55-66
at #18 Minnesota (11/19/09)	L, 51-76
at #8 Oklahoma State (11/12/13)	L, 40-93
at #17 Oregon (11/19/13)	L, 54-69
at #3 Arizona (12/9/14)	L, 56-87
at #16 Louisville (12/23/15)	L, 68-98
at #13/14 Gonzaga (11/11/16)	L, 69-92
at #4/5 Kentucky (11/10/17)	L, 63-73
at #1 Duke (11/11/17)	L, 69-99

ABOUT UVU ATHLETICS' NCAA HISTORY

Until 2003, Utah Valley University competed as a NJCAA athletic program. The 2003-04 season was the school's first competing at an NCAA Division I level. In 2004-05, UVU played its first full Division I schedule. As a program transitioning from junior college to DI, UVU was termed "provisional" and remained that way until 2009. UVU's provisional status was lifted and the program became a full member of NCAA Division I on July 8, 2009. Until then, UVU teams and individuals were not eligible to compete in NCAA championship events.

The Wolverines spent six seasons as an independent before the Great West Conference became an all-sports league in 2008 and began its first full season in 2009. UVU also became a university in 2008, changing its name from Utah Valley State College (UVSC) to Utah Valley University (UVU). UVU joined the Western Athletic Conference on July 1, 2013. Joining the WAC gave UVU teams the opportunity to play for NCAA automatic bids for the first time in program history.

College Insider Mid-Major Poll (March 11, 2019)

RK	TEAM	RECORD	PTS
1.	Gonzaga (31)	29-2	775
2.	Wofford	28-4	741
3.	Buffalo	28-3	716
4.	Murray State	27-4	673
5.	Belmont	26-5	617
6.	UC Irvine	27-5	609
7.	New Mexico State	27-4	588
8.	UNC Greensboro	28-5	555
9.	Liberty	28-6	530
10.	Hofstra	26-6	480
11.	Toledo	25-6	422
12.	Vermont	25-6	412
13.	Lipscomb	25-7	403
14.	Furman	25-7	398
15.	Northeastern	21-10	281
16.	ETSU	24-9	277
17.	South Dakota State	24-8	275
18.	Saint Mary's	20-11	224
19.	Georgia State	22-9	171
20.	Sam Houston	21-10	166
21.	Yale	20-7	140
22.	Montana	23-8	117
23.	Northern Kentucky	24-8	79
24.	Gardner-Webb	23-11	57
25.	Abilene Christian	25-6	42

OTHERS RECEIVING VOTES: Utah Valley 41, Georgia Southern 35, Texas State 31, Charleston 23, **BYU 21**, Drake 19, Bradley 18, Harvard 17, Wright State 17, UC Santa Barbara 17, San Francisco 16, Kent State 14, Bowling Green 11, Jacksonville State 11, Colgate 7, Iona 6, Loyola Chicago 4, Prairie View A&M 4, San Diego 4, Norfolk State 3, Stony Brook 3, Austin Peay 1, Hawaii 1, Central Michigan 1, Omaha 1, UMBC 1.

NOTE: The Mid-Major Poll is made up of teams from the following conferences: America East, Atlantic Sun, Big Sky, Big South, Big West, Colonial, Horizon, Ind., Ivy, Metro Atlantic, Mid-American, Mid-Eastern, Missouri Valley, Northeast, Ohio Valley, Patriot, Southern, Southland, Southwestern, Summit, Sun Belt, West Coast, **Western Athletic**.

Bold denotes a team on UVU's schedule this season.

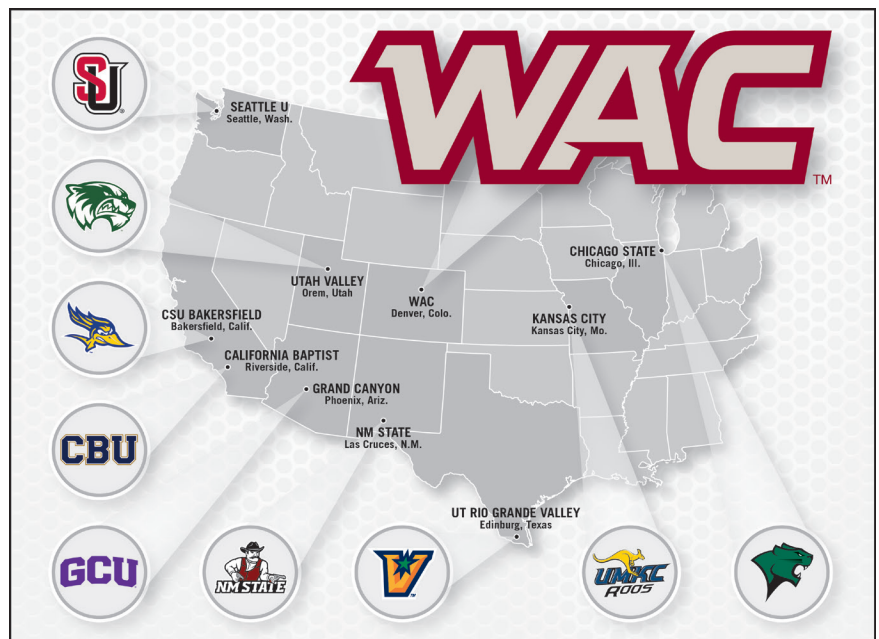


2018-19 Standings (through March 14)

Team	WAC					Overall					
	Record	Pct	Home	Away	Streak	Record	Pct	Home	Away	Neutral	Streak
New Mexico State	15-1	.938	8-0	7-1	W15	28-4	.875	16-1	10-2	2-1	W17
Utah Valley	12-4	.750	7-1	5-3	W7	24-8	.750	13-1	8-7	3-0	W8
Grand Canyon	10-6	.625	6-2	4-4	L2	19-12	.613	12-2	5-7	2-3	W1
UT Rio Grande Valley	9-7	.563	3-5	6-2	L1	19-15	.559	10-8	8-7	1-0	W1
California Baptist	7-9	.438	3-5	4-4	L1	16-14	.533	8-6	8-6	0-2	L1
CSU Bakersfield	7-9	.438	4-4	3-5	L5	16-15	.516	9-4	5-9	2-2	L6
Seattle U	6-10	.375	4-4	2-6	W3	18-14	.563	14-5	4-8	0-1	L1
Kansas City	6-10	.375	5-3	1-7	W1	11-21	.344	8-5	3-14	0-2	L1
Chicago State	0-16	.000	0-8	0-8	L16	3-29	.094	3-8	0-19	0-2	L21

Players of the Week

- Nov. 12 Myles Carter, Jr., Center, Seattle U
- Nov. 19 Milan Acquaaah, So., G, CBU
- Nov. 26 **Jake Toolson, R-Jr., G, Utah Valley**
- Dec. 3 Rob Shaw, Sr., G, Chicago State
- Dec. 10 Ivan Aurrecoechea, Jr., F, NM State
- Dec. 17 Rickey Holden, Sr., G, CSU Bakersfield
- Dec. 24 **Connor MacDougall, Gr., F, Utah Valley**
- Dec. 31 Myles Carter, Jr., C, Seattle U
- Jan. 7 Milan Acquaaah, So., G, CBU
- Jan. 14 **Richard Harward, So., C, Utah Valley**
- Jan. 21 Eli Chuha, Sr., F, NM State
- Jan. 28 Jarkel Joiner, So., G, CSU Bakersfield
- Feb. 4 Javon Levi, So., G, UTRGV
- Feb. 11 Jordan Heading, Sr., G, California Baptist
- Feb. 18 Michael Finke, Sr., F, Grand Canyon
- Feb. 25 Terrell Brown, So., G, Seattle U
- March 4 Michael Finke, Sr., F, Grand Canyon
- March 11 Terrell Brown, So., G, Seattle U



WAC Preseason Polls and Teams

Coaches		Media	
Rank	Teams	Rank	Teams
1.	NM State (7) 63	1.	NM State (22) 214
2.	Grand Canyon (2) 58	2.	Grand Canyon (2) 180
3.	Seattle U 45	3.	Utah Valley 162
4.	Utah Valley 43	4.	Seattle U 150
5.	CSU Bakersfield 35	5.	CSU Bakersfield 117
6.	UTRGV 28	6.	UTRGV 89
7.	Kansas City 24	7.	Kansas City 73
8.	California Baptist 20	8.	California Baptist 63
9.	Chicago State 8	9.	Chicago State 32

Player of the Year: Alessandro Lever, GCU

Player of the Year: Alessandro Lever, GCU

First Team

- Oscar Frayer, Grand Canyon
- AJ Harris, NM State
- Matej Kavas, Seattle U
- Alessandro Lever, Grand Canyon
- Conner Toolson, Utah Valley**

First Team

- Damiyne Durham, CSU Bakersfield
- AJ Harris, NM State
- Matej Kavas, Seattle U
- Alessandro Lever, Grand Canyon
- Conner Toolson, Utah Valley**

Second Team

- Xavier Bishop, Kansas City
- Eli Chuha, NM State
- Damiyne Durham, CSU Bakersfield
- Jake Toolson, Utah Valley**
- Terry Winn III, UT Rio Grande Valley

Second Team

- Xavier Bishop, Kansas City
- Eli Chuha, NM State
- Oscar Frayer, Grand Canyon
- Jake Toolson, Utah Valley**
- Terry Winn III, UT Rio Grande Valley

This Week's WAC Schedule/Results

Thursday, March 14

- #1 NM State 86, #8 Chicago State 49
- #4 UTRGV 85, #5 CSU Bakersfield 70
- #2 Utah Valley 71, #7 Kansas City 64
- #3 Grand Canyon 84, #6 Seattle U 75

Thursday, March 7

- *California Baptist 82, at UTRGV 79 (OT)
- *at Utah Valley 82, Grand Canyon 70
- *at Seattle U 63, CSU Bakersfield 57 (OT)

Friday, March 15

- #1 NM State vs. #4 UTRGV, 6 p.m. PT (ESPN+)
- #2 Utah Valley vs. #3 Grand Canyon, 8:30 p.m. PT (ESPN+)

Saturday, March 9

- *Kansas City 76, at Chicago State 61
- *at Seattle U 83, Grand Canyon 76 (OT)
- *at NM State 75, California Baptist 63
- *at Utah Valley 76, CSU Bakersfield 61

Saturday, March 16

Winner Game 5 vs. Winner Game 6, 7 p.m. PT (ESPNU)



ISAIAH WHITE

Sophomore • Guard
6-7 • 205
Rancho Cucamonga,
CA (Salt Lake CC)



White's
Complete bio



2018-19 HIGHLIGHTS

- Recorded his 10th double digit scoring game of the season with 10 points in road win at California Baptist (March 2).
- Tied a season high with his fourth eight-rebound game of the season in win over UMKC (Feb. 23).
- Recorded his ninth double figure scoring game of the season with 15 points in a win over California Baptist (Jan. 30).
- Recorded 14 points in win over Seattle U (Jan. 12).
- Scored 10 points with five rebounds in an 88-77 win over Idaho State (Dec. 19).
- Scored a career-high 19 points on 6-of-8 shooting, including three shots from long range in UVU's first road win of the season at Northern Arizona (Dec. 8).
- Recorded a second-straight double digit points game with 12. He also pulled down seven rebounds in a win over North Dakota (Nov. 24).
- Scored a season-high 13 points with three treys and eight rebounds in win over Long Beach State (Nov. 21).
- Scored nine points with three rebounds in loss at BYU (Nov. 9).
- Toyed with a triple-double with 10 points, eight rebounds, and five assists in a season-opening win over Westminster (Nov. 6).

GET TO KNOW ISAIAH

White redshirted at Salt Lake Community College during the 2017-18 season ... as a freshman, he led SLCC in scoring at 12.8 points per game while shooting an impressive 45.7 percent from the field. He also pulled down 6.8 rebounds and dished out 1.6 assists per game ... White prepped at Damien High School where he led the team to a 25-6 record during his senior season. White helped his team to the quarterfinals of the CIF Southern Section tournament in 2016. He earned first team all baseline league honors while at DHS.

WHITE'S CAREER AT A GLANCE

- White redshirted at Salt Lake Community College during the 2017-18 season
- As a freshman, he led SLCC in scoring at 12.8 points per game while shooting an impressive 45.7 percent from the field. He also pulled down 6.8 rebounds and dished out 1.6 assists per game.

CAREER HIGHS

Points 19 at Northern Arizona, 12/8/18
FG Made 6 at Northern Arizona, 12/8/18
FG Attempted 15 at BYU, 11/9/18
3PT Made 3, three times (last vs. CSU), 2/21/19
3PT Attempted 7 vs. Long Beach State, 11/21/18
FT Made 4, five times (last at CSUB), 1/5/19
FT Attempted 7 vs. CBU, 1/30/19
Rebounds 8, four times (last vs. UMKC), 2/23/19
Assists 5 vs. Westminster, 11/6/18
Blocks 2, four times (last at UTRGV), 2/16/19
Steals 3, three times (last at CBU), 3/2/19
Minutes 33, four times (last at CBU), 3/2/19

SEASON HIGHS

Points 19 at Northern Arizona, 12/8/18
FG Made 6 at Northern Arizona, 12/8/18
FG Attempted 15 at BYU, 11/9/18
3PT Made 3, three times (last vs. CSU), 2/21/19
3PT Attempted 7 vs. Long Beach State, 11/21/18
FT Made 4, five times (last at CSUB), 1/5/19
FT Attempted 7 vs. CBU, 1/30/19
Rebounds 8, four times (last vs. UMKC), 2/23/19
Assists 5 vs. Westminster, 11/6/18
Blocks 2, four times (last at UTRGV), 2/16/19
Steals 3, three times (last at CBU), 3/2/19
Minutes 33, four times (last at CBU), 3/2/19

2018-19 GAME-BY-GAME STATS

Opponent	Date	gs	min	Total		3-Pointers		Free throws		Rebounds				pf	t/o	blk	stl	pts	avg		
				fg-fga	pct	3fg-fga	pct	ft-fa	pct	off	def	tot	avg								
WESTMINSTER (UT)	11/06/18	*	24	3-5	.600	0-0	.000	4-4	1.000	4	4	8	8.0	0	5	0	0	1	10	10.0	
at BYU	11/09/18	*	29	4-15	.267	1-6	.167	0-0	.000	2	1	3	5.5	0	2	1	1	1	9	9.5	
at Saint Mary's (CA)	11/11/18	*	19	3-8	.375	0-2	.000	1-2	.500	2	3	5	5.3	0	2	2	0	0	7	8.7	
at Utah State	11/16/18	*	22	0-7	.000	0-1	.000	3-4	.750	3	3	6	5.5	4	0	0	1	0	3	7.3	
vs Hartford	11/19/18	*	16	2-5	.400	0-2	.000	0-0	.000	0	5	5	5.4	0	0	2	1	1	4	6.6	
vs Long Beach	11/21/18	*	30	5-13	.385	3-7	.429	0-1	.000	2	6	8	5.8	0	2	1	0	0	13	7.7	
NORTH DAKOTA	11/24/18	*	30	5-8	.625	1-4	.250	1-1	1.000	1	6	7	6.0	2	1	2	2	0	12	8.3	
WESTERN COLORADO	11/28/18	*	25	3-9	.333	0-2	.000	1-1	1.000	1	3	4	5.8	1	0	1	0	1	7	8.1	
DENVER	12/01/18	*	24	2-4	.500	1-3	.333	2-4	.500	0	3	3	5.4	3	2	0	0	0	7	8.0	
at Arizona	12/06/18	*	25	1-4	.250	0-3	.000	3-4	.750	2	2	4	5.3	1	0	2	1	0	5	7.7	
at Northern Arizona	12/08/18	*	24	6-8	.750	3-4	.750	4-4	1.000	0	7	7	5.5	0	1	1	2	0	19	8.7	
at Weber State	12/15/18	*	25	3-7	.429	0-1	.000	3-6	.500	2	4	6	5.5	2	2	0	0	0	9	8.8	
IDAHO ST.	12/19/18	*	24	3-8	.375	1-4	.250	3-3	1.000	0	5	5	5.5	5	1	0	1	1	10	8.8	
SAM HOUSTON ST.	12/22/18	*	33	3-9	.333	1-2	.500	4-6	.667	0	2	2	5.2	4	0	1	0	3	11	9.0	
at Fresno State	12/29/18	*	22	2-6	.333	0-2	.000	4-6	.667	0	4	4	5.1	2	1	2	0	3	8	8.9	
at Grand Canyon	01/03/19	*	33	2-7	.286	0-1	.000	2-2	1.000	2	6	8	5.3	0	0	4	2	0	6	8.8	
at CSU Bakersfield	01/05/19	*	24	2-4	.500	2-4	.500	4-6	.667	1	6	7	5.4	3	1	1	0	1	10	8.8	
SEATTLE U	01/12/19	*	31	3-7	.429	2-2	1.000	6-8	.750	3	1	4	5.3	3	0	1	0	2	14	9.1	
UTRGV	01/17/19	*	18	1-2	.500	0-0	.000	2-4	.500	0	1	1	5.1	4	0	3	1	0	4	8.8	
NEW MEXICO ST.	01/19/19	*	17	2-3	.667	0-0	.000	2-2	1.000	0	1	1	4.9	4	1	4	0	0	6	8.7	
at Chicago St.	01/26/19	*	21	1-4	.250	0-2	.000	1-2	.500	1	3	4	4.9	2	0	2	1	1	3	8.4	
CALIFORNIA BAPTIST	01/30/19	*	27	5-9	.556	2-3	.667	3-7	.429	1	3	4	4.8	2	1	1	0	0	15	8.7	
at New Mexico St.	02/14/19	*	19	1-2	.500	0-0	.000	0-1	.000	0	3	3	4.7	4	0	2	0	1	2	8.4	
at UTRGV	02/16/19	*	14	2-6	.333	0-0	.000	1-1	1.000	0	2	2	4.6	2	0	3	2	0	5	8.3	
CHICAGO ST.	02/21/19	*	28	4-5	.800	3-3	1.000	0-0	.000	0	0	0	4.4	2	2	0	0	1	11	8.4	
UMKC	02/23/19	*	33	3-5	.600	2-2	1.000	1-4	.250	3	5	8	4.6	0	3	1	1	1	9	8.4	
at Seattle U	02/26/19	*	18	3-6	.500	2-3	.667	1-2	.500	0	1	1	4.4	3	0	0	0	1	9	8.4	
at California Baptist	03/02/19	*	33	4-10	.400	0-2	.000	2-3	.667	1	2	3	4.4	3	0	1	1	3	10	8.5	
GRAND CANYON	03/07/19	*	31	2-6	.333	1-3	.333	0-1	.000	1	0	1	4.3	2	0	4	0	1	5	8.4	
vs UMKC	03/14/19	*	25	2-4	.500	2-3	.667	3-5	.600	1	5	6	4.3	2	1	2	0	0	9	8.4	
Totals			29	744	82-196	.418	27-71	.380	61-94	.649	33	97	130	4.3	60	28	44	17	23	252	8.4


CAREER STATS

Season	gp-gs	min/avg	fg-fga	pct	fg-fga	pct	ft-fa	pct	off	def	tot	avg	pf	fo	ast	to	blk	stl	pts	avg
2018-19	30-29	744/24.8	82-196	.418	27-71	.380	61-94	.649	33	97	130	4.3	60	1	28	44	17	23	252	8.4
TOTAL	30-29	744/24.8	82-196	.418	27-71	.380	61-94	.649	33	97	130	4.3	60	1	28	44	17	23	252	8.4



JAKE TOOLSON

RS Junior • Guard
6-5 • 205
Gilbert, Ariz.
BYU



Toolson's
Complete bio



2018-19 HIGHLIGHTS

- Scored 25 points on 8-of-12 shooting, including a pair of threes in a road win at Seattle (Feb. 26).
- Knocked down a career-high six threes as he scored 25 points in a 103-71 win over Chicago State (Feb. 21).
- Scored 17 points to lead UVU to a 76-64 win over UTRGV (Feb. 16).
- Recorded 17 points with five threes in win over California Baptist (Jan. 30).
- Scored his second 20-plus point game in a row with 23 points to go along with 10 rebounds for his second double-double of the season in a road win at UMKC (Jan. 24).
- Matched a season high with 26 points on 11-of-14 shooting against New Mexico State (Jan. 19).
- Scored a season-high 26 points on 8-of-13 shooting in win over Seattle U (Jan. 12). He also knocked down a perfect 9-of-9 shots at the free throw line.
- Scored 15 points in a win at Fresno State (Dec. 29).
- Recorded his fourth game with 20 or more points as he tallied 20 points on a perfect 6-of-6 shooting from the field in a win over Sam Houston State (Dec. 22).
- Scored 18 points with three rebounds in a win over Idaho State (Dec. 19).
- Recorded a 19-point, 12-rebound double-double in a 75-63 win at Weber State. His 12 boards were a career high. (Dec. 15).
- Scored 20 points with a season-high eight rebounds on the road at Arizona (Dec. 6).
- Registered his fifth game of 12-plus points with 15 in a win over Denver (Dec. 1).
- Recorded a game-high 19 points in a win over Western Colorado (Nov. 28).
- Tallied 17 points in win over North Dakota (Nov. 24).
- Scored 20 points on a perfect 8-of-8 shooting from the field, including a perfect 2-of-2 clip from long range (Nov. 21).
- Scored 12 points with two threes in win over Hartford (Nov. 19).
- Third-straight double figure scoring game with 15 points in loss at Saint Mary's (Nov. 11).
- Scored a team-high 14 points with five rebounds in loss at BYU (Nov. 9).
- Scored a game-high 22 points in UVU's season-opening win over Westminster (Nov. 6).

TOOLSON'S CAREER AT A GLANCE

- Finished second on the team in rebounds (154), rebounds per game (4.7), defensive rebounds (129), defensive rebounds per game (3.9), assists (97), and assists per game (2.9) last season as he helped lead UVU to a school-record 23 wins.
- Shot 50 percent from the field, including 36 percent from beyond the arc and a team-leading 85 percent from the foul line last season.
- Played two seasons at BYU.

CAREER HIGHS

Points 27 at Idaho State, 11/14/17
 FG Made 12 at Idaho State, 11/14/17
 FG Attempted 16 vs. Western Colorado, 11/28/18
 3PT Made 6 vs. Chicago State, 2/21/19
 3PT Attempted 9, two times (last vs. CSU), 2/21/19
 FT Made 9, two times (last at UMKC), 1/24/19
 FT Attempted 10 at UMKC, 1/24/19
 Rebounds 12 at Weber State, 12/15/18
 Assists 9 vs. Weber State, 12/6/17
 Blocks 2, three times (last vs. CSUB), 3/9/19
 Steals 4 vs. Southern Virginia, 11/20/14
 Minutes 40, two times (last at Seattle), 2/25/19

SEASON HIGHS

Points 26, two times (last vs. NMSU), 1/19/19
 FG Made 11 vs. NM State, 1/19/19
 FG Attempted 16 vs. Western Colorado, 11/28/18
 3PT Made 6 vs. Chicago State, 2/21/19
 3PT Attempted 9, two times (last vs. CSU), 2/21/19
 FT Made 9, two times (last at UMKC), 1/24/19
 FT Attempted 10 at UMKC, 1/24/19
 Rebounds 12 at Weber State, 12/15/18
 Assists 7 vs. Grand Canyon, 3/7/19
 Blocks 2, two times (last vs. CSUB), 3/9/19
 Steals 3 vs. Chicago State, 2/21/19
 Minutes 40 at Seattle, 2/25/19

2018-19 GAME-BY-GAME STATS

Opponent	Date	gs	min	Total		3-Pointers		Free throws		Rebounds				pf	a	t/o	blk	stl	pts	avg	
				fg-fga	pct	3fg-fga	pct	ft-fa	pct	off	def	tot	avg								
WESTMINSTER (UT)	11/06/18	*	32	9-14	.643	4-8	.500	0-2	.000	0	2	2	2.0	0	3	1	0	0	22	22.0	
at BYU	11/09/18	*	37	6-13	.462	1-3	.333	1-1	1.000	1	4	5	3.5	2	1	1	1	0	14	18.0	
at Saint Mary's (CA)	11/11/18	*	32	6-10	.600	2-4	.500	1-2	.500	0	0	0	2.3	2	2	3	0	0	15	17.0	
at Utah State	11/16/18	*	32	2-5	.400	0-1	.000	0-0	.000	1	2	3	2.5	4	1	5	0	0	4	13.8	
vs Hartford	11/19/18	*	37	4-7	.571	2-3	.667	2-2	1.000	0	4	4	2.8	2	3	4	0	0	12	13.4	
vs Long Beach	11/21/18	*	32	8-8	1.000	2-2	1.000	2-2	1.000	2	3	5	3.2	3	4	2	0	1	20	14.5	
NORTH DAKOTA	11/24/18	*	35	4-9	.444	3-4	.750	6-7	.857	0	6	6	3.6	1	2	2	0	1	17	14.9	
WESTERN COLORADO	11/28/18	*	28	8-16	.500	3-8	.375	0-0	.000	0	2	2	3.4	1	3	3	0	0	19	15.4	
DENVER	12/01/18	*	29	5-9	.556	2-4	.500	3-5	.600	1	3	4	3.4	1	4	1	0	0	15	15.3	
at Arizona	12/06/18	*	32	6-11	.545	1-4	.250	7-7	1.000	2	6	8	3.9	2	1	1	0	1	20	15.8	
at Northern Arizona	12/08/18	*	31	3-7	.429	3-6	.500	0-0	.000	1	4	5	4.0	4	3	1	0	1	9	15.2	
at Weber State	12/15/18	*	34	7-14	.500	3-5	.600	2-2	1.000	10	12	4.7	2	2	2	0	0	1	19	15.5	
IDAHO ST.	12/19/18	*	36	5-7	.714	0-2	.000	8-8	1.000	0	3	3	4.5	2	2	2	0	1	18	15.7	
SAM HOUSTON ST.	12/22/18	*	33	6-6	1.000	2-2	1.000	6-6	1.000	0	2	2	4.4	4	0	4	1	0	20	16.0	
at Fresno State	12/29/18	*	38	7-12	.583	1-2	.500	0-0	.000	1	3	4	4.3	3	1	2	0	1	15	15.9	
at Grand Canyon	01/03/19	*	36	4-9	.444	0-2	.000	0-0	.000	1	7	8	4.6	0	1	3	0	1	8	15.4	
at CSU Bakersfield	01/05/19	*	37	3-6	.500	2-5	.400	1-1	1.000	1	2	3	4.5	0	3	5	0	0	9	15.1	
SEATTLE U	01/12/19	*	37	8-13	.615	1-4	.250	9-9	1.000	0	1	1	4.3	2	2	3	0	0	26	17.7	
UTRGV	01/17/19	*	31	4-5	.800	2-2	1.000	6-6	1.000	1	7	8	4.5	0	2	2	0	1	16	15.7	
NEW MEXICO ST.	01/19/19	*	35	11-14	.786	2-4	.500	2-3	.667	0	2	2	4.4	2	1	1	0	0	26	16.2	
at UMKC	01/24/19	*	36	6-13	.462	2-6	.333	9-10	.900	3	7	10	4.6	1	1	4	0	1	23	16.5	
at Chicago St.	01/26/19	*	33	5-11	.455	1-3	.333	5-7	.714	1	2	3	4.5	2	3	2	0	0	16	16.5	
CALIFORNIA BAPTIST	01/30/19	*	31	6-12	.500	5-9	.556	0-0	.000	0	3	3	4.5	2	2	2	0	1	17	16.5	
at New Mexico St.	02/14/19	*	31	2-9	.222	2-5	.400	0-0	.000	0	2	2	4.4	1	1	0	2	1	6	16.1	
at UTRGV	02/16/19	*	33	5-10	.500	2-6	.333	5-6	.833	1	4	5	4.4	1	2	2	0	0	17	16.1	
CHICAGO ST.	02/21/19	*	24	8-13	.615	6-9	.667	3-5	.600	2	2	4	4.4	3	2	1	0	3	25	16.5	
UMKC	02/23/19	*	34	6-8	.750	2-3	.667	0-0	.000	0	3	3	4.3	1	2	3	0	0	14	16.4	
at Seattle U	02/26/19	*	40	8-12	.667	2-3	.667	7-8	.875	1	4	5	4.4	3	1	2	0	0	25	16.7	
at California Baptist	03/02/19	*	34	2-9	.222	1-5	.200	2-2	1.000	1	2	3	4.3	1	1	3	0	0	7	16.3	
GRAND CANYON	03/07/19	*	34	6-11	.545	4-6	.667	3-3	1.000	0	8	8	4.4	1	7	3	0	0	19	16.4	
CSU BAKERSFIELD	03/09/19	*	35	4-8	.500	2-4	.500	3-3	1.000	4	3	7	4.5	2	5	1	2	1	13	16.3	
vs UMKC	03/14/19	*	34	2-9	.222	0-5	.000	3-6	.500	1	6	7	4.6	0	2	1	0	0	7	16.0	
Totals			32	1073	176-320	.550	65-139	.468	96-113	.850	28	119	147	4.6	55	70	70	6	16	513	16.0

GET TO KNOW JAKE

Parents are Troy and Sheila Toolson ... has one brother and two sisters ... nephew of Boston Celtics general manager and former Boston Celtic Danny Ainge ... cousins with UVU all-time leader scorer Ryan Toolson ... second cousins with teammate Conner Toolson ... Jake and his wife recently had their first child, Gus.

CAREER STATS

Season	gp-gs	min/avg	fg-fga	pct	fg-fga	pct	ft-fa	pct	off	def	tot	avg	pf	fo	ast	to	blk	stl	pts	avg
2014-15*	26-0	202/7.8	21-50	.420	16-40	.400	2-2	1.000	3	34	37	1.4	18	0	12	6	0	7	60	2.3
2015-16*	10-5	138/13.8	15-33	.455	7-19	.368	2-2	1.000	2	14	16	1.6	7	0	12	7	0	3	39	3.9
2017-18	33-33	921/27.9	126-254	.496	30-84	.357	77-91	.846	25	129	154	4.7	36	0	97	54	8	25	359	10.9
2018-19	32-32	1073/33.5	176-320	.550	65-139	.468	96-113	.850	28	119	147	4.6	55	0	70	70	6	16	513	16.0
TOTAL	65-65	1994/30.7	302-574	.526	95-223	.426	173-204	.848	53	248	301	4.6	91	0	167	124	14	41	872	13.4
All*	101-70	2334/23.1	338-657	.514	118-282	.418	177-208	.851	58	296	354	3.5	116	0	191	137	14	51	971	9.6

* Statistics from prior team/school



TJ WASHINGTON

Junior • Guard
6-0 • 175
Tulsa, Oklahoma
Coffeyville CC



Washington's Complete bio



2018-19 HIGHLIGHTS

- Recorded his third nine-assist game of the season in win over Chicago State (Feb. 21).
- Tallied his sixth game with five or more assists as he dished out five assists in a win over Sam Houston State (Dec. 22).
- Scored 10 points with five rebounds and seven assists in a road win at Northern Arizona (Dec. 8).
- Scored 11 points with a pair of threes at Arizona (Dec. 6).
- Scored a season-high 17 points in a win over Denver (Dec. 1).
- Toyed with a triple-double with nine points, nine assists, and seven rebounds in a win over Western Colorado (Nov. 28).
- Nearly tallied a double-double with nine points and nine assists in win over North Dakota (Nov. 24).
- Registered his third-straight double-digit scoring game of the season with 11 points and a season-high three steals in win over Hartford (Nov. 19).
- Scored a season-high 10 points with four rebounds and two assists at Saint Mary's (Nov. 11).
- Scored seven points with six assists in his UVU debut against Westminster (Nov. 6) in a season-opening win.

GET TO KNOW TJ

Washington spent his freshman and sophomore seasons at Coffeyville Community College in Kansas ... played in 69 games and made 60 starts over his two seasons with the Red Ravens ... during the 2017-18 season, Washington led the team in scoring at 14.1 points per game and dished out 3.6 assists and pulled down 2.5 rebounds per game ... connected on a 39.2 percent (130-332) mark from the field, including a 30.5 percent (46-of-151) clip from beyond the arc ... helped lead Coffeyville to a conference title and back-to-back region championships ... earned All-America, All-Region, and All-Conference honors ... was also named the Region 6 Tournament MVP and was selected to the NJCAA All-Star game.

Prepped at Jenks High School where he averaged 15.0 points and 10.0 assists per game during his senior season. He scored 1,002 career points at JHS and earned numerous accolades, including all-state honors.

WASHINGTON'S CAREER AT A GLANCE

- spent his freshman and sophomore seasons at Coffeyville Community College in Kansas where he played in 69 games and made 60 starts over his two seasons with the Red Ravens
- While at Coffeyville, Washington earned All-America, All-Region, and All-Conference honors ... was also named the Region 6 Tournament MVP and was selected to the NJCAA All-Star game.

CAREER HIGHS

Points 17 vs. Denver, 12/1/18
FG Made 5, four times (last at UMKC), 1/24/19
FG Attempted 12, two times (last at Arizona), 12/6/18
3PT Made 2, seven times (last at CSU), 1/26/19
3PT Attempted 5 at Arizona, 12/6/18
FT Made 9 vs. Seattle, 1/12/19
FT Attempted 10 vs. Seattle, 1/12/19
Rebounds 7 vs. Western Colorado, 11/28/18
Assists 9, three times (last vs. CSU), 2/21/19
Blocks 0
Steals 3, two times (last vs. CSU), 2/21/19
Minutes 36 vs. Hartford, 11/19/18

SEASON HIGHS

Points 17 vs. Denver, 12/1/18
FG Made 5, four times (last at UMKC), 1/24/19
FG Attempted 12, two times (last at Arizona), 12/6/18
3PT Made 2, seven times (last at CSU), 1/26/19
3PT Attempted 5 at Arizona, 12/6/18
FT Made 9 vs. Seattle, 1/12/19
FT Attempted 10 vs. Seattle, 1/12/19
Rebounds 7 vs. Western Colorado, 11/28/18
Assists 9, three times (last vs. CSU), 2/21/19
Blocks 0
Steals 3, two times (last vs. CSU), 2/21/19
Minutes 36 vs. Hartford, 11/19/18

2018-19 GAME-BY-GAME STATS

Opponent	Date	gs	min	Total		3-Pointers		Free throws		Rebounds				pf	a	t/o	blk	stl	pts	avg
				fg-fga	pct	3fg-fga	pct	ft-fa	pct	off	def	tot	avg							
WESTMINSTER (UT)	11/06/18	19	2-5	.400	1-2	.500	2-4	.500	0	1	1	1.0	0	6	1	0	1	7	7.0	
at BYU	11/09/18	13	1-2	.500	0-1	.000	1-1	1.000	0	1	1	1.0	5	4	3	0	0	3	5.0	
at Saint Mary's (CA)	11/11/18	* 30	4-8	.500	2-4	.500	0-3	.000	0	4	4	2.0	4	2	4	0	1	10	6.7	
at Utah State	11/16/18	* 33	5-12	.417	0-1	.000	4-4	1.000	0	6	6	3.0	1	1	5	0	1	14	8.5	
vs Hartford	11/19/18	* 36	4-7	.571	2-3	.667	1-5	.200	0	1	1	2.6	3	4	5	0	3	11	9.0	
vs Long Beach	11/21/18	* 18	0-4	.000	0-1	.000	2-2	1.000	0	1	1	2.3	1	2	4	0	2	2	7.8	
NORTH DAKOTA	11/24/18	* 34	3-8	.375	2-4	.500	1-2	.500	0	2	2	2.3	1	9	2	0	2	9	8.0	
WESTERN COLORADO	11/28/18	* 28	3-4	.750	0-1	.000	3-4	.750	0	7	7	2.9	3	9	2	0	0	9	8.1	
DENVER	12/01/18	* 29	5-7	.714	2-3	.667	5-7	.714	1	2	3	2.9	1	6	2	0	0	17	9.1	
at Arizona	12/06/18	* 24	4-12	.333	2-5	.400	1-1	1.000	0	0	0	2.6	5	1	4	0	2	11	9.3	
at Northern Arizona	12/08/18	* 34	5-10	.500	0-0	.000	0-1	.000	0	5	5	2.8	1	7	1	0	2	10	9.4	
at Weber State	12/15/18	* 26	2-7	.286	0-1	.000	0-3	.000	0	3	3	2.8	1	2	3	0	1	4	8.9	
IDAHO ST.	12/19/18	* 26	1-3	.333	0-1	.000	2-2	1.000	0	0	0	2.6	4	3	3	0	0	4	8.5	
SAM HOUSTON ST.	12/22/18	* 23	1-5	.200	0-2	.000	1-2	.500	1	1	2	2.6	1	5	4	0	2	3	8.1	
at Fresno State	12/29/18	27	3-8	.375	0-1	.000	2-2	1.000	0	2	2	2.5	3	3	4	0	2	8	8.1	
at Grand Canyon	01/03/19	14	1-6	.167	0-0	.000	4-5	.800	0	2	2	2.5	4	2	3	0	1	6	8.0	
at CSU Bakersfield	01/05/19	20	2-6	.333	2-4	.500	0-0	.000	0	1	1	2.4	1	3	2	0	0	6	7.9	
SEATTLE U	01/12/19	22	2-5	.400	0-1	.000	9-10	.900	0	1	1	2.3	3	2	3	0	1	13	8.2	
UTRGV	01/17/19	24	3-3	1.000	1-1	1.000	3-4	.750	0	3	3	2.4	3	8	5	0	0	10	8.3	
NEW MEXICO ST.	01/19/19	14	1-2	.500	0-0	.000	0-0	.000	0	2	2	2.4	2	1	5	0	1	2	8.0	
at UMKC	01/24/19	* 30	5-9	.556	1-1	1.000	0-0	.000	0	3	3	2.4	4	6	6	0	2	11	8.1	
at Chicago St.	01/26/19	* 26	3-5	.600	2-3	.667	2-2	1.000	0	1	1	2.3	2	2	2	0	1	10	8.2	
CALIFORNIA BAPTIST	01/30/19	24	3-5	.600	1-1	1.000	4-4	1.000	0	4	4	2.4	1	4	2	0	1	11	8.3	
at New Mexico St.	02/14/19	21	2-5	.400	0-2	.000	6-6	1.000	0	4	4	2.5	2	4	2	0	1	10	8.4	
at UTRGV	02/16/19	24	3-7	.429	1-2	.500	7-7	1.000	1	3	4	2.5	4	4	4	0	1	14	8.6	
CHICAGO ST.	02/21/19	29	3-7	.429	1-1	1.000	3-6	.500	0	0	0	2.4	3	9	2	0	3	10	8.7	
UMKC	02/23/19	20	3-10	.300	1-3	.333	4-6	.667	1	3	4	2.5	3	2	1	0	0	11	8.7	
at Seattle U	02/26/19	17	2-4	.500	0-0	.000	0-0	.000	0	2	2	2.5	2	4	2	1	0	4	8.6	
at California Baptist	03/02/19	20	3-5	.600	0-1	.000	0-2	.000	0	2	2	2.4	2	0	3	0	0	6	8.5	
GRAND CANYON	03/07/19	17	2-3	.667	0-0	.000	0-0	.000	0	0	0	2.4	5	2	4	0	2	4	8.3	
CSU BAKERSFIELD	03/09/19	25	0-2	.000	0-1	.000	0-0	.000	0	1	1	2.3	3	6	1	0	0	0	8.1	
vs UMKC	03/14/19	14	1-2	.500	1-2	.500	1-2	.500	0	0	0	2.3	1	0	2	0	0	4	7.9	
Totals		14	761	82-188	.436	22-53	.415	68-97	.701	4	68	72	2.3	79	123	96	1	33	254	7.9

CAREER STATS

Season	gp-gs	min/avg	fg-fga	pct	fg-fga	pct	ft-fa	pct	off	def	tot	avg	pf	fo	ast	to	blk	stl	pts	avg
2018-19	32-14	761/23.8	82-188	.436	22-53	.415	68-97	.701	4	68	72	2.3	79	3	123	96	1	33	254	7.9
TOTAL	32-14	761/23.8	82-188	.436	22-53	.415	68-97	.701	4	68	72	2.3	79	3	123	96	1	33	254	7.9



CACHE FIELDS

Freshman • Guard
6-5 • 185
Palo Alto, Calif.
Pinewood HS



Fields' Complete bio



2018-19 HIGHLIGHTS

- Pulled down his first-ever collegiate rebound in a win over Chicago State (Feb. 21).
- Knocked down his first field goal of his collegiate career as he hit a shot from beyond the arc against Western Colorado (Nov. 28).
- Played five minutes in his UVU debut in a season-opening win over Westminster (Nov. 6).

FIELDS' CAREER AT A GLANCE

- Prepped at Pinewood High School in Los Altos, Calif., where he led team with 16.0 points per game on 37-percent shooting from three. Also averaged 7.0 rebounds per game during his senior campaign.
- Was a unanimous First Team All-League selection and voted MVP of John McMillan Memorial Tournament.

CAREER HIGHS

Points 3 vs. Western Colorado, 11/28/18
 FG Made 1 vs. Western Colorado, 11/28/18
 FG Attempted 3 vs. Westminster, 11/6/18
 3PT Made 1 vs. Western Colorado, 11/28/18
 3PT Attempted 1, five times (last vs. CSUB), 3/9/19
 FT Made 0
 FT Attempted 0
 Rebounds 1 vs. Chicago State, 2/21/19
 Assists 0
 Blocks 0
 Steals 0
 Minutes 5 vs. Westminster, 11/6/18

SEASON HIGHS

Points 3 vs. Western Colorado, 11/28/18
 FG Made 1 vs. Western Colorado, 11/28/18
 FG Attempted 3 vs. Westminster, 11/6/18
 3PT Made 1 vs. Western Colorado, 11/28/18
 3PT Attempted 1, five times (last vs. CSUB), 3/9/19
 FT Made 0
 FT Attempted 0
 Rebounds 1 vs. Chicago State, 2/21/19
 Assists 0
 Blocks 0
 Steals 0
 Minutes 5 vs. Westminster, 11/6/18

2018-19 GAME-BY-GAME STATS

Opponent	Date	gs	min	Total		3-Pointers		Free throws		Rebounds				pf	a	t/o	blk	stl	pts	avg
				fg-fga	pct	3fg-fga	pct	ft-fa	pct	off	def	tot	avg							
WESTMINSTER (UT)	11/06/18	5		0-3	.000	0-1	.000	0-0	.000	0	0	0	0.0	1	0	0	0	0	0	0.0
at Utah State	11/16/18	1		0-0	.000	0-0	.000	0-0	.000	0	0	0	0.0	0	0	0	0	0	0	0.0
vs Long Beach	11/21/18	1		0-0	.000	0-0	.000	0-0	.000	0	0	0	0.0	1	0	0	0	0	0	0.0
WESTERN COLORADO	11/28/18	2		1-1	1.000	1-1	1.000	0-0	.000	0	0	0	0.0	0	0	0	0	0	3	0.8
DENVER	12/01/18	3		0-0	.000	0-0	.000	0-0	.000	0	0	0	0.0	0	0	0	0	0	0	0.6
at Northern Arizona	12/08/18	1		0-0	.000	0-0	.000	0-0	.000	0	0	0	0.0	0	0	0	0	0	0	0.5
UTRGV	01/17/19	2		0-0	.000	0-0	.000	0-0	.000	0	0	0	0.0	0	0	0	0	0	0	0.4
CHICAGO ST.	02/21/19	3		0-1	.000	0-1	.000	0-0	.000	0	1	1	0.1	0	0	0	0	0	0	0.4
GRAND CANYON	03/07/19	1		0-1	.000	0-1	.000	0-0	.000	0	0	0	0.1	0	0	0	0	0	0	0.3
CSU BAKERSFIELD	03/09/19	2		0-2	.000	0-1	.000	0-0	.000	0	0	0	0.1	1	0	0	0	0	0	0.3
Totals		0	21	1-8	.125	1-5	.200	0-0	.000	0	1	1	0.1	3	0	0	0	0	3	0.3

GET TO KNOW CACHE

Born July 19 ... born in Palo Alto, Calif. ... parents are Roger and Katherine Fields... has two brothers, Parker and Wilson and a sister, Elizabeth ... plans to pursue a career in commercial real estate ... Prepped at Pinewood High School in Los Altos, Calif. ... led team with 16 points per game on 37-percent shooting from three and averaged 7 rebounds per game during his senior campaign ... unanimous First Team All-League selection ... voted MVP of John McMillan Memorial Tournament ... led high school team to WBAL League championship and CCS championship ... also lettered in football.

CAREER STATS

Season	gp-gs	min/avg	fg-fga	pct	fg-fga	pct	ft-fa	pct	off	def	tot	avg	pf	fo	ast	to	blk	stl	pts	avg
2018-19	10-0	21/2.1	1-8	.125	1-5	.200	0-0	.000	0	1	1	0.1	3	0	0	0	0	0	3	0.3
TOTAL	10-0	21/2.1	1-8	.125	1-5	.200	0-0	.000	0	1	1	0.1	3	0	0	0	0	0	3	0.3



HAYDEN SCHENCK

Senior • Guard
6-4 • 195
Eden, Utah
SLCC/Weber HS



Schenck's
Complete bio



2018-19 HIGHLIGHTS

- Connected on four big free throws to help UVU defeat UMKC in the quarterfinals of the WAC Tournament (March 14).
- Had a season-high six rebounds in win at Chicago State (Jan. 26).
- Had a season-high eight points in a season-high 25 minutes of action in road win at UMKC (Jan. 24).
- Played just his second game of the season and first since the season opener against UTRGV (Jan. 17). Scored two points with one rebound and a steal.
- In his first game in over a year, Schenck scored six points and dished out a pair of assists in a season-opening win over Westminster (Nov. 6).

SCHENCK'S CAREER AT A GLANCE

- Sat out last season due to an injury.
- Averaged 4.1 points, 3.1 rebounds, and 1.75 assists per game during the 2016-17 season.
- Played in 26 games for UVU during the 2015-16 season, averaging 6.4 points, 4.0 rebounds and 1.8 assists per game.
- Redshirted at Salt Lake Community College during the 2014-15 season.

CAREER HIGHS

Points 18 at Idaho State, 12/12/15
FG Made 7 at Idaho State, 12/12/15
FG Attempted ... 9, two times (last vs. Seattle U, 1/28/16)
3PT Made 2, four times (last at Rice), 3/20/17
3PT Attempted 6 vs. Seattle U, 1/28/16
FT Made 8 at GCU, 1/16/16
FT Attempted 10 vs. UTRGV, 1/26/17
Rebounds 9, two times (last at GS), 3/15/17
Assists 7 vs. Seattle U, 3/4/17
Blocks 2 vs. Seattle U, 3/4/17
Steals 5 vs. Seattle U, 3/9/17
Minutes 33 vs. CSU Bakersfield, 3/10/17

SEASON HIGHS

Points 8 at UMKC, 1/24/19
FG Made 2, three times (last at NMSU), 2/14/19
FG Attempted 3, three times (last at NMSU), 2/14/19
3PT Made 0
3PT Attempted 1, two times (last at NMSU), 2/14/19
FT Made 4, two times (last vs. UMKC), 3/14/19
FT Attempted 7 at UMKC, 1/24/19
Rebounds 6 at Chicago State, 1/26/19
Assists 3 vs. CBU, 1/30/19
Blocks 0
Steals 3 vs. CBU, 1/30/19
Minutes 25 at UMKC, 1/24/19

2018-19 GAME-BY-GAME STATS

Opponent	Date	gs	min	Total		3-Pointers		Free throws		Rebounds				pf	a	t/o	blk	stl	pts	avg
				fg-fga	pct	3fg-fga	pct	ft-fa	pct	off	def	tot	avg							
WESTMINSTER (UT)	11/06/18	12	2-3	.667	0-1	.000	2-2	1.000	0	0	0.0	2	2	1	0	1	6	6.0		
UTRGV	01/17/19	8	0-0	.000	0-0	.000	2-2	1.000	0	1	1	0.5	2	0	0	1	2	4.0		
NEW MEXICO ST.	01/19/19	10	0-0	.000	0-0	.000	1-2	.500	1	0	1	0.7	3	1	1	0	1	3.0		
at UMKC	01/24/19	25	2-3	.667	0-0	.000	4-7	.571	0	2	2	1.0	0	2	1	0	0	8	4.3	
at Chicago St.	01/26/19	19	0-1	.000	0-1	.000	0-0	.000	1	5	6	2.0	2	1	1	0	0	3.4		
CALIFORNIA BAPTIST	01/30/19	16	0-2	.000	0-0	.000	0-0	.000	1	3	4	2.3	1	3	1	0	3	0	2.8	
at New Mexico St.	02/14/19	13	2-3	.667	0-1	.000	0-0	.000	1	0	1	2.1	2	1	0	0	1	4	3.0	
at UTRGV	02/16/19	18	0-1	.000	0-1	.000	2-3	.667	0	0	0	1.9	0	0	0	0	2	2	2.9	
CHICAGO ST.	02/21/19	7	1-1	1.000	0-0	.000	0-0	.000	1	0	1	1.8	0	2	1	0	0	2	2.8	
UMKC	02/23/19	7	0-0	.000	0-0	.000	2-2	1.000	2	0	2	1.8	0	1	0	0	1	2	2.7	
vs UMKC	03/14/19	11	0-0	.000	0-0	.000	4-4	1.000	2	0	2	1.8	1	0	1	0	0	4	2.8	
Totals		0	146	7-14	.500	0-4	.000	17-22	.773	9	11	20	1.8	13	13	7	0	9	31	2.8

GET TO KNOW HAYDEN

Son of Todd and Julie Schenck ... has five siblings, Holden, Hudson, Hunter, Sierra and Skylee ... is one of three UVU players in the last two years to earn his MBA ... married this past summer ... wife is Aisling Schenck ... sat out last season with an injury ... in 2016-17, Played in 32 games, starting the final eight games for the Wolverines ... helped key the late-season surge, starting the last eight games as Utah Valley finished 6-2 ... averaged 4.1 points, 3.1 rebounds and 1.8 assists per game ... ranked second on the team in three-point percentage, shooting at a 39.3 percent clip ... shot 48.2 percent from the field ... led team in steals 5 times ... season high 5 steals in a home win against Seattle (March 9) ... flirted with a triple double in Utah Valley's first ever postseason win with 9 points, 9 rebounds, 7 assists at Georgia Southern (March 15) ... scored a season high 10 points in a win over UTSA (Dec. 3) ... went 2-for-2 from deep in the closing minutes to help give the Wolverines a win in the quarterfinals fo the CBI at Rice (March 20) ... earned Academic All-WAC.

CAREER STATS

Season	gp-gs	min/avg	fg-fga	pct	fg-fga	pct	ft-fa	pct	off	def	tot	avg	pf	fo	ast	to	blk	stl	pts	avg
2015-16	26-0	558/21.5	45-108	.417	15-50	.300	62-74	.838	21	84	105	4.0	87	3	47	50	10	25	167	6.4
2016-17	32-8	573/17.9	40-83	.482	11-28	.393	39-66	.591	19	79	98	3.1	64	1	56	35	8	32	130	4.1
2018-19	11-0	146/13.3	7-14	.500	0-4	.000	17-22	.773	9	11	20	1.8	13	0	13	7	0	9	31	2.8
TOTAL	69-8	1277/18.5	92-205	.449	26-82	.317	118-162	.728	49	174	223	3.2	164	4	116	92	18	66	328	4.8



BEN NAKWAASAH

Senior • Guard
6-2 • 175
Richardson, Texas
Jacksonville College



Nakwaasah's Complete bio



2018-19 HIGHLIGHTS

- Tied a career high in assists with seven in win over Chicago State (Feb. 21).
- Recorded his 12th double digit scoring game of the season with 10 points in win over UTRGV (Feb. 16).
- Tied a career high with 18 points in loss at New Mexico State (Feb. 14).
- Recorded his eighth double digit scoring game of the season with 10 points in win over Seattle U (Jan. 12).
- Tallied 14 points, six rebounds, and four assists in win over Sam Houston State (Dec. 22).
- Dished out a career-high seven assists to go along with 11 points in an 88-77 win over Idaho State (Dec. 19).
- Scored 14 points with three makes from long range in a win over Denver (Dec. 1).
- Pulled down a career-high eight rebounds in win over Western Colorado (Nov. 28).
- Scored a career-high 18 points on a career-high six field goals in win over Long Beach State (Nov. 21) to claim MGM Main Event Middleweight title.
- Scored 10 points with six rebounds in loss at BYU (Nov. 9).
- Scored 12 points with four rebounds and four assists in a season-opening win over Westminster (Nov. 6).

GET TO KNOW BEN

Born Dec. 17, 1996 ... parents are Hart and Maribeth Nakwaasah ... Prepped at Richardson High School where he averaged 18.8 points per game during his senior season and was named the District 15-6A MVP ... received all-region honors for his play after leading his team to both regional and district titles during his senior campaign ... last season, he played in all 34 games ... ranked second on the team in free-throw percentage at 83 percent ... finished third on the team in both assists, (74) and assists per game (2.2) ... averaged 4.8 points to go along with 2.1 rebounds per game ... shot 35 percent from beyond the arc.

NAKWAASAH'S CAREER AT A GLANCE

- Helped UVU to a school-record 23 wins last season and a trip to the CBI after playing in all 34 games for UVU.
- Ranked second on the team in free-throw percentage at 83 percent last season and finished third on the team in both assists, (74) and assists per game (2.2). Also averaged 4.8 points to go along with 2.1 rebounds per game.
- Led the Jacksonville College in points per game (22.3), three-point field goals (79), three-point field goal percentage (40.3), free throw percentage (79.6), assists (121) and steals (33). His 23.3 points per game last season ranked him seventh in the nation.
- Played his freshman season at McLennan Community College where he helped the team to an impressive 30-4 record and an appearance at the second round of the NJCAA Championship in Hutchinson, Kansas.

CAREER HIGHS

Points 18, two times (last at NSMU), 2/14/19
FG Made 6, three times (last at NMSU), 2/14/19
FG Attempted 15 at BYU, 11/9/18
3PT Made 4 at NM State, 2/14/19
3PT Attempted 8 at NM State, 2/14/19
FT Made 6, two times (last at CSU), 1/26/19
FT Attempted 7, two times (last at CSU), 1/26/19
Rebounds 8 vs. Western Colorado, 11/28/18
Assists 7, two times (last vs. CSU), 2/21/19
Blocks 1, five times (last at Seattle), 2/25/19
Steals 3, three times (last vs. GCU), 3/7/19
Minutes 34, two times (last at CSUB), 1/5/19

SEASON HIGHS

Points 18, two times (last at NSMU), 2/14/19
FG Made 6, three times (last at NMSU), 2/14/19
FG Attempted 15 at BYU, 11/9/18
3PT Made 4 at NM State, 2/14/19
3PT Attempted 8 at NM State, 2/14/19
FT Made 6, two times (last at CSU), 1/26/19
FT Attempted 7, two times (last at CSU), 1/26/19
Rebounds 8 vs. Western Colorado, 11/28/18
Assists 7, two times (last vs. CSU), 2/21/19
Blocks 1, two times (last at Seattle), 2/25/19
Steals 3 vs. Grand Canyon, 3/7/19
Minutes 34, two times (last at CSUB), 1/5/19

2018-19 GAME-BY-GAME STATS

Opponent	Date	gs	min	Total		3-Pointers		Free throws		Rebounds					pts	avg					
				fg-fga	pct	3fg-fga	pct	ft-fga	pct	off	def	tot	avg	pf			a	t/o	blk	stl	
WESTMINSTER (UT)	11/06/18	*	26	4-9	.444	2-3	.667	2-3	.667	0	4	4	4.0	2	4	0	1	2	12	12.0	
at BYU	11/09/18	*	34	3-15	.200	3-6	.500	1-2	.500	0	6	6	5.0	2	3	2	0	0	10	11.0	
at Saint Mary's (CA)	11/11/18	7	1-3	.333	0-1	.000	.000	0-0	.000	0	0	0	3.3	1	0	1	0	1	2	8.0	
at Utah State	11/16/18	3	0-2	.000	0-1	.000	.000	1-2	.500	0	0	0	2.5	0	0	0	0	0	1	6.3	
vs Hartford	11/19/18	15	2-5	.400	1-3	.333	3-3	1.000	0	4	4	2.8	0	1	2	0	0	8	6.6		
vs Long Beach	11/21/18	25	6-7	.857	3-3	1.000	3-4	.750	0	5	5	3.2	2	5	4	0	1	18	8.5		
NORTH DAKOTA	11/24/18	15	2-4	.500	1-2	.500	0-0	.000	0	2	2	3.0	0	2	2	0	0	5	8.0		
WESTERN COLORADO	11/28/18	28	0-3	.000	0-3	.000	0-1	.000	0	8	8	3.6	1	4	1	0	0	0	7.0		
DENVER	12/01/18	26	4-10	.400	3-7	.429	3-4	.750	0	5	5	3.8	0	3	3	0	0	14	7.8		
at Arizona	12/06/18	28	3-7	.429	0-3	.000	1-2	.500	0	1	1	3.5	4	1	3	0	0	7	7.7		
at Northern Arizona	12/08/18	25	3-9	.333	2-4	.500	0-0	.000	0	3	3	3.5	2	0	0	0	0	8	7.7		
at Weber State	12/15/18	* 26	3-7	.429	1-3	.333	2-2	1.000	1	1	2	3.3	1	4	1	0	2	9	7.8		
IDAHO ST.	12/19/18	26	2-7	.286	1-4	.250	6-6	1.000	0	4	4	3.4	2	7	2	0	0	11	8.1		
SAM HOUSTON ST.	12/22/18	29	4-5	.800	1-2	.500	5-7	.714	0	6	6	3.6	1	4	3	0	2	14	8.5		
at Fresno State	12/29/18	* 23	1-7	.143	0-5	.000	3-3	1.000	1	5	6	3.7	3	2	3	0	1	5	8.3		
at Grand Canyon	01/03/19	* 28	6-11	.545	2-4	.500	1-1	1.000	0	2	2	3.6	4	0	1	0	1	15	8.7		
at CSU Bakersfield	01/05/19	* 34	2-6	.333	2-4	.500	0-0	.000	0	3	3	3.6	0	5	2	0	1	6	8.5		
SEATTLE U	01/12/19	* 28	3-7	.429	1-3	.333	3-6	.500	0	1	1	3.4	2	2	2	0	2	10	8.6		
UTRGV	01/17/19	* 30	3-8	.375	2-5	.400	0-1	.000	0	2	2	3.4	1	2	3	0	1	8	8.6		
NEW MEXICO ST.	01/19/19	* 28	5-6	.833	2-3	.667	1-3	.333	0	2	2	3.3	2	3	1	0	0	13	8.8		
at UMKC	01/24/19	* 28	2-4	.500	0-2	.000	0-0	.000	0	1	1	3.2	0	2	3	0	0	4	8.6		
at Chicago St.	01/26/19	* 31	2-7	.286	0-3	.000	6-7	.857	1	1	2	3.1	0	6	3	0	0	10	8.6		
CALIFORNIA BAPTIST	01/30/19	* 20	2-5	.400	0-3	.000	0-1	.000	0	1	1	3.0	3	2	1	0	0	4	8.4		
at New Mexico St.	02/14/19	* 29	6-13	.462	4-8	.500	2-2	1.000	0	1	1	3.0	2	3	2	0	0	18	8.8		
at UTRGV	02/16/19	* 26	3-7	.429	3-4	.750	1-2	.500	0	3	3	3.0	1	3	1	0	0	10	8.9		
CHICAGO ST.	02/21/19	* 24	2-5	.400	1-3	.333	1-2	.500	0	4	4	3.0	0	7	4	0	0	6	8.8		
UMKC	02/23/19	* 24	3-6	.500	1-2	.500	0-0	.000	0	2	2	3.0	1	6	5	0	0	7	8.7		
at Seattle U	02/26/19	* 25	2-7	.286	0-1	.000	5-6	.833	0	3	3	3.0	3	5	3	1	2	9	8.7		
at California Baptist	03/02/19	* 25	2-6	.333	1-2	.500	0-0	.000	0	2	2	2.9	1	3	2	0	0	5	8.6		
GRAND CANYON	03/07/19	* 29	2-6	.333	2-4	.500	3-4	.750	0	3	3	2.9	1	6	1	0	3	9	8.6		
CSU BAKERSFIELD	03/09/19	* 30	4-10	.400	3-7	.429	0-0	.000	0	1	1	2.9	2	5	4	0	1	11	8.7		
vs UMKC	03/14/19	* 30	2-7	.286	1-4	.250	1-2	.500	0	2	2	2.8	2	2	1	0	0	6	8.6		
Totals			21	805	89-221	.403	43-112	.384	54-76	.711	3	88	91	2.8	46	102	66	2	20	275	8.6

CAREER STATS

Season	gp-gs	min/avg	fg-fga	pct	fg-fga	pct	ft-fga	pct	off	def	tot	avg	pf	fo	ast	to	blk	stl	pts	avg
2017-18	34-1	580/17.1	54-149	.362	29-83	.349	25-30	.833	10	60	70	2.1	66	2	74	41	2	23	162	4.8
2018-19	32-21	805/25.2	89-221	.403	43-112	.384	54-76	.711	3	88	91	2.8	46	0	102	66	2	20	275	8.6
TOTAL	66-22	1385/21.0	143-370	.386	72-195	.369	79-106	.745	13	148	161	2.4	112	2	176	107	4	43	437	6.6



CONNER TOOLSON

Senior • Guard
6-4 • 185
Highland, Utah
Salt Lake CC



Toolson's
Complete bio



2018-19 HIGHLIGHTS

- Scored a game-high 21 points to help lift UVU to a 71-64 win over UMKC in the quarterfinals of the WAC Tournament (March 14).
- Scored 22 points with four three-pointers in a win on senior night over CSU Bakersfield (March 9).
- Recorded his 18th double digit scoring game of the season with 18 points in win over Grand Canyon (March 7).
- Pulled down a season-high eight rebounds in win at California Baptist (March 2).
- Recorded his 11th double digit scoring game of the season with 18 points and five rebounds in win against Sam Houston State (Dec. 22).
- Tallied 11 points and five rebounds in win over Idaho State (Dec. 19).
- Dropped in 16 points with three treys in a road win at Northern Arizona (Dec. 8).
- Scored a season-high 26 points on 8-of-15 shooting, including five shots from three-point range in a win over Denver (Dec. 1).
- Scored 18 points with four threes in a win over Western Colorado (Nov. 28).
- Registered his fifth double-digit scoring game of the season with 15 points in win over North Dakota (Nov. 24).
- Scored 15 points with three shots from long range in a win over Long Beach State (Nov. 21), helping UVU claim the MGM Main Event Middleweight title in Las Vegas. Toolson earned MGM Main Event MVP honors for his performance over the two games at the tourney.
- Scored a season-high 23 points on 9-of-13 shooting, including three shots from long range in a win over Hartford (Nov. 19).
- Dished out a season-high five assists at Saint Mary's (Nov. 11)
- Scored eight points in loss at BYU (Nov. 9).
- Scored 14 points with one assist and a steal in a season-opening win over Westminster (Nov. 6).

GET TO KNOW CONNER

Born November 27, 1994 ... born in Zaragoza, Spain ... married to MaKenna Thomson ... parents are Andy and Holly Toolson ... his father Andy enjoyed a 10-year professional career that included a pair of seasons with the Utah Jazz ... his second cousin Ryan played for the Wolverines from 2003-04, 2006-09 and is Utah Valley's all-time leading scorer ... is also second cousins with teammate Jake Toolson ... has one sister (Taryn) and four brothers (Dallin, Trevor, Tanner, Drew) ... served a mission for the Church of Jesus Christ of Latter Day Saints in Fort Worth, Texas ... is married to MaKenna Toolson ... Conner and his wife are expecting their first child in March.

TOOLSON'S CAREER AT A GLANCE

- Preseason First Team All-WAC selection.
- Started all 34 games for the Wolverines last season, leading the team in threes made (75), threes attempted (190), field goal attempts (313), steals (53), and steals per game (1.6).
- Earned Second Team All-WAC honors last season after averaging a team-best 11.9 points, along with 3.9 rebounds and 1.5 assists during the 2017-18 season.
- Toolson has won both a high school national championship and a junior college national title.
- Was named the NJCAA Most Valuable Player after leading his Salt Lake Community College team to a national title at the NJCAA Tournament in Hutchison, Kansas ... also won a national title with Lone Peak High School during his senior season.

CAREER HIGHS

Points	29 vs. UTSA, 12/3/16
FG Made	12 vs. UTSA, 12/3/16
FG Attempted	18 vs. UTSA, 12/3/16
3PT Made	7 vs. Antelope Valley, 1/2/17
3PT Attempted	12 vs. Antelope Valley, 1/2/17
FT Made	7, three times (last vs. SHSU), 12/22/18
FT Attempted	8, five times (last vs. NMSU), 1/19/19
Rebounds	11 vs. Utah State, 11/10/16
Assists	6, two times (last vs. Bethesda), 12/14/17
Blocks	3 vs. Benedictine, 11/19/16
Steals	5 at Seattle U, 2/3/18
Minutes	39 vs. Utah State, 12/10/16

SEASON HIGHS

Points	26 vs. Denver, 12/1/18
FG Made	9, two times (last vs. CSUB), 3/9/19
FG Attempted	17 vs. UMKC, 3/14/19
3PT Made	5 vs. Denver, 12/1/18
3PT Attempted	10 vs. Denver, 12/1/18
FT Made	7 vs. Sam Houston State, 12/22/18
FT Attempted	8, two times (last vs. NMSU), 1/19/19
Rebounds	8 at CBU, 3/2/19
Assists	5 at Saint Mary's, 11/11/18
Blocks	2 vs. Western Colorado, 11/28/18
Steals	4, three times (last vs. UTRGV), 1/17/19
Minutes	38 at Seattle, 2/25/19

2018-19 GAME-BY-GAME STATS

Opponent	Date	gs	min	Total		3-Pointers		Free throws		Rebounds				pf	a	t/o	blk	stl	pts	avg	
				fg-fga	pct	3fg-fga	pct	ft-fa	pct	off	def	tot	avg								
WESTMINSTER (UT)	11/06/18	*	26	6-10	.600	2-5	.400	0-0	.000	0	0	0	0	1	1	1	0	2	14	14.0	
at BYU	11/09/18	*	26	3-7	.429	0-4	.000	2-2	1.000	1	0	1	0	5	4	0	1	0	2	8	11.0
at Saint Mary's (CA)	11/11/18	*	32	3-8	.375	1-4	.250	0-0	.000	0	4	4	1	7	2	5	1	0	0	7	9.7
at Utah State	11/16/18	*	31	5-13	.385	1-4	.250	0-2	.000	0	2	2	1	8	0	1	1	1	4	11	10.0
vs Hartford	11/19/18	*	37	9-13	.692	3-7	.429	2-3	.667	0	7	7	2	8	3	1	1	0	0	23	12.6
vs Long Beach	11/21/18	*	35	5-10	.500	3-7	.429	2-3	.667	0	0	0	2	3	0	0	3	1	2	15	13.0
NORTH DAKOTA	11/24/18	*	31	6-12	.500	3-5	.600	0-0	.000	0	2	2	2	3	3	1	1	0	1	15	13.3
WESTERN COLORADO	11/28/18	*	32	6-12	.500	4-9	.444	2-2	1.000	0	4	4	2	5	0	1	1	2	2	18	13.9
DENVER	12/01/18	*	28	8-15	.533	5-10	.500	5-6	.833	1	3	4	2	7	2	0	1	0	3	26	15.2
at Arizona	12/06/18	*	34	4-11	.364	3-9	.333	2-3	.667	0	3	3	2	7	2	1	1	1	2	13	15.0
at Northern Arizona	12/08/18	*	21	6-9	.667	3-5	.600	1-1	1.000	1	0	1	2	5	4	1	1	0	1	16	15.1
at Weber State	12/15/18	*	34	4-9	.444	1-5	.200	0-0	.000	1	4	5	2	8	4	2	0	0	1	9	14.6
IDAHO ST.	12/19/18	*	36	5-13	.385	1-6	.167	0-0	.000	1	4	5	2	9	2	1	2	0	4	11	14.3
SAM HOUSTON ST.	12/22/18	*	37	4-11	.364	3-6	.500	7-8	.875	1	4	5	3	1	1	2	1	1	1	18	14.6
at Fresno State	12/29/18	*	33	4-7	.571	1-3	.333	0-0	.000	0	6	6	3	3	3	1	0	0	1	9	14.2
at Grand Canyon	01/03/19	*	35	2-11	.182	1-6	.167	0-0	.000	0	4	4	3	3	0	2	1	0	0	5	13.6
at CSU Bakersfield	01/05/19	*	34	6-10	.600	1-4	.250	0-0	.000	0	3	3	3	3	2	1	0	0	1	13	13.6
SEATTLE U	01/12/19	*	31	2-5	.400	2-2	1.000	1-2	.500	0	1	1	3	2	3	0	2	1	2	7	13.2
UTRGV	01/17/19	*	24	6-11	.545	3-7	.429	2-2	1.000	1	1	2	3	1	2	3	1	0	4	17	13.4
NEW MEXICO ST.	01/19/19	*	34	1-9	.111	0-5	.000	6-8	.750	0	5	5	3	2	3	0	2	1	0	8	13.2
CALIFORNIA BAPTIST	01/30/19	*	28	3-9	.333	1-4	.250	2-2	1.000	0	1	1	3	1	3	0	1	0	3	9	13.0
at New Mexico St.	02/14/19	*	27	2-9	.222	1-7	.143	1-2	.500	0	2	2	3	0	4	2	1	0	1	6	12.6
at UTRGV	02/16/19	*	32	4-9	.444	0-3	.000	0-0	.000	0	2	2	3	0	3	1	0	0	1	8	12.4
CHICAGO ST.	02/21/19	*	24	5-14	.357	3-8	.375	0-0	.000	1	1	2	3	0	0	2	2	0	1	13	12.5
UMKC	02/23/19	*	35	6-13	.462	3-8	.375	0-0	.000	1	4	5	3	0	1	1	0	0	0	15	12.6
at Seattle U	02/26/19	*	38	4-11	.364	1-2	.500	2-2	1.000	1	1	2	3	0	0	1	1	0	1	11	12.5
at California Baptist	03/02/19	*	36	5-15	.333	3-7	.429	0-0	.000	1	7	8	3	2	0	1	2	0	2	13	12.5
GRAND CANYON	03/07/19	*	33	6-14	.429	3-7	.429	3-3	1.000	1	1	2	3	1	2	0	3	0	2	18	12.7
CSU BAKERSFIELD	03/09/19	*	35	9-15	.600	4-8	.500	0-0	.000	0	2	2	3	1	3	0	1	0	22	13.0	
vs UMKC	03/14/19	*	34	8-17	.471	2-9	.222	3-3	1.000	1	0	1	3	0	1	0	2	0	2	21	13.3
Totals			30	953	147-332	.443	62-176	.352	43-54	.796	13	78	91	3.0	59	32	36	10	46	399	13.3

CAREER STATS

Season	gp-gs	min/avg	fg-fga	pct	fg-fga	pct	ft-fa	pct	off	def	tot	avg	pf	fo	ast	to	blk	stl	pts	avg
2016-17	33-26	885/26.8	134-323	.415	55-173	.318	70-94	.745	22	107	129	3.9	90	2	52	58	10	35	393	11.9
2017-18	34-34	1065/31.3	142-313	.454	75-190	.395	51-63	.810	19	107	126	3.7	65	1	53	45	12	53	410	12.1
2018-19	30-30	953/31.8	147-332	.443	62-176	.352	43-54	.796	13	78	91	3.0	59	0	32	36	10	46	399	13.3
TOTAL	97-90	2903/29.9	423-968	.437	192-539	.356	164-211	.777	54	292	346	3.6	214	3	137	139	32	134	1202	12.4



CONNOR MACDOUGALL

Graduate • Forward
6-9 • 240
Tempe, Arizona
New Mexico



MacDougall's
Complete bio



2018-19 HIGHLIGHTS

- Was a perfect 4-of-4 from the field and a perfect 6-of-6 from the free throw line for a team-high 14 points in a road loss at CSU Bakersfield (Jan. 5).
- Dished out a career-high four assists in win over Sam Houston State (Dec. 22).
- Had a career game in a win over Idaho State (Dec. 19) as he scored a career-high 28 points with a career-high 10 rebounds and a career-high two steals. His 12-for-12 performance from the field is the best shooting performance in UVU single game history and is just the third perfect field goal shooting game in UVU history.
- Tallied 12 points with three rebounds and two assists in a road win at Northern Arizona (Dec. 8).
- Scored a season-high 14 points on a career-high 7-of-10 shooting in win over Western Colorado (Nov.28).
- Scored eight points with four rebounds and a block in win over North Dakota (Nov. 24).
- Scored nine points with two rebounds and an assist in loss at BYU (Nov. 9).
- Scored 13 points and pulled down six rebounds in his UVU debut as he helped the team to a season-opening win over Westminster (Nov. 6).

MACDOUGALL'S CAREER AT A GLANCE

- Sat out last season due to injury at New Mexico. Graduated and transferred to UVU.
- Played in 27 games for New Mexico during the 2016-17 season, averaging 4.0 points and 1.9 rebounds per game. Was an Academic All-Mountain West selection.
- Played the 2015-16 season at South Mountain Community College and was named NJCAA Division II All-American.
- Played in six games at Arizona State during the 2014-15 season.

CAREER HIGHS

Points	28 vs. Idaho State, 12/19/18
FG Made	12 vs. Idaho State, 12/19/18
FG Attempted	12 vs. Idaho State, 12/19/18
3PT Made	0
3PT Attempted	0
FT Made	10 vs. Arkansas-PB, 12/17/16
FT Attempted	12 at Wyoing, 2/25/17
Rebounds	10 vs. Idaho State, 12/19/18
Assists	4 vs. Sam Houston State, 12/22/18
Blocks	2, two times (last vs. WCU), 11/28/18
Steals	2 vs. Idaho State, 12/19/18
Minutes	27 vs. Idaho State, 12/19/18

SEASON HIGHS

Points	28 vs. Idaho State, 12/19/18
FG Made	12 vs. Idaho State, 12/19/18
FG Attempted	12 vs. Idaho State, 12/19/18
3PT Made	0
3PT Attempted	0
FT Made	6, two times (last at CSUB), 1/5/19
FT Attempted	7, two times (last at NAU), 12/8/18
Rebounds	10 vs. Idaho State, 12/19/18
Assists	4 vs. Sam Houston State, 12/22/18
Blocks	2 vs. Western Colorado, 11/28/18
Steals	2 vs. Idaho State, 12/19/18
Minutes	27 vs. Idaho State, 12/19/18

2018-19 GAME-BY-GAME STATS

Opponent	Date	gs	min	Total		3-Pointers		Free throws		Rebounds					pf	a	t/o	blk	stl	pts	avg
				fg-fga	pct	3fg-fga	pct	ft-fa	pct	off	def	tot	avg								
WESTMINSTER (UT)	11/06/18	16	4-5	.800	0-0	.000	5-7	.714	3	3	6	6.0	2	2	1	0	0	13	13.0		
at BYU	11/09/18	14	4-8	.500	0-0	.000	1-4	.250	2	0	2	4.0	4	1	1	0	0	9	11.0		
at Saint Mary's (CA)	11/11/18	9	1-3	.333	0-0	.000	0-0	.000	1	1	2	3.3	4	0	0	0	1	2	8.0		
at Utah State	11/16/18	13	1-3	.333	0-0	.000	1-2	.500	0	1	1	2.8	5	1	1	0	0	3	6.8		
vs Hartford	11/19/18	10	1-1	1.000	0-0	.000	0-0	.000	0	3	3	2.8	4	0	3	0	1	2	5.8		
vs Long Beach	11/21/18	18	2-3	.667	0-0	.000	1-2	.500	1	1	2	2.7	4	1	3	0	1	5	5.7		
NORTH DAKOTA	11/24/18	19	4-6	.667	0-0	.000	0-0	.000	1	3	4	2.9	3	1	1	1	0	8	6.0		
WESTERN COLORADO	11/28/18	17	7-10	.700	0-0	.000	0-1	.000	4	1	5	3.1	2	1	0	2	0	14	7.0		
DENVER	12/01/18	20	3-4	.750	0-0	.000	1-3	.333	2	2	4	3.2	1	0	1	0	0	7	7.0		
at Arizona	12/06/18	19	2-4	.500	0-0	.000	1-2	.500	1	0	1	3.0	1	2	1	1	0	5	6.8		
at Northern Arizona	12/08/18	20	3-4	.750	0-0	.000	6-7	.857	0	3	3	3.0	2	2	0	1	0	12	7.3		
at Weber State	12/15/18	15	3-8	.375	0-0	.000	0-0	.000	1	1	2	2.9	3	0	1	1	0	6	7.2		
IDAHO ST.	12/19/18	27	12-12	1.000	0-0	.000	4-5	.800	5	5	10	3.5	1	1	1	1	2	28	8.8		
SAM HOUSTON ST.	12/22/18	19	5-6	.833	0-0	.000	3-5	.600	2	4	6	3.6	3	4	0	1	0	13	9.1		
at Fresno State	12/29/18	22	3-4	.750	0-0	.000	2-3	.667	0	1	1	3.5	2	0	0	0	0	8	9.0		
at Grand Canyon	01/03/19	13	2-5	.400	0-0	.000	2-2	1.000	1	0	1	3.3	5	0	2	0	0	6	8.8		
at CSU Bakersfield	01/05/19	15	4-4	1.000	0-0	.000	6-6	1.000	0	0	0	3.1	3	0	1	0	0	14	9.1		
GRAND CANYON	03/07/19	5	2-2	1.000	0-0	.000	1-2	.500	0	0	0	2.9	0	2	2	0	0	5	8.9		
CSU BAKERSFIELD	03/09/19	9	2-3	.667	0-0	.000	3-3	1.000	0	1	1	2.8	1	1	3	1	0	7	8.8		
vs UMKC	03/14/19	3	0-1	.000	0-0	.000	0-0	.000	0	2	2	2.8	0	0	0	0	0	0	8.4		
Totals		0	303	65-96	.677	0-0	.000	37-54	.685	24	32	56	2.8	50	19	22	9	5	167	8.4	

GET TO KNOW CONNOR

MacDougall graduated from the University of New Mexico where he sat out his senior season due to an preseason injury ... played one year for the Lobos during the 2016-17 season, appearing in 27 games averaging 4.0 points and 1.9 rebounds per game ... played the 2015-16 season at South Mountain Community College where he played in 34 games, averaging 17.8 points, 11.9 rebounds, and 1.8 assists per game. MacDougall earned NJCAA All-America honors at SMCC ... played his freshman season at Arizona State (2014-15) where he played in six games, averaging 2.0 points and 0.7 rebounds per game.

CAREER STATS

Season	gp-gs	min/avg	fg-fga	pct	fg-fga	pct	ft-fa	pct	off	def	tot	avg	pf	fo	ast	to	blk	stl	pts	avg
2014-15*	6-0	23/3.8	4-4	1.000	0-0	.000	4-5	.800	0	4	4	0.7	7	0	0	0	2	0	12	2.0
2016-17*	27-0	269/10.0	32-68	.471	0-0	.000	44-54	.815	26	26	52	1.9	59	3	2	20	6	1	108	4.0
2018-19	20-0	303/15.2	65-96	.677	0-0	.000	37-54	.685	24	32	56	2.8	50	2	19	22	9	5	167	8.4
TOTAL	20-0	303/15.2	65-96	.677	0-0	.000	37-54	.685	24	32	56	2.8	50	2	19	22	9	5	167	8.4
All*	53-0	595/11.2	101-168	.601	0-0	.000	85-113	.752	50	62	112	2.1	116	5	21	42	17	6	287	5.4

* Statistics from prior team/school



DREW COTTON

Freshman • Guard
6-2 • 180
Tucson, Arizona
Mountain View HS



Cotton's
Complete bio



2018-19 HIGHLIGHTS

- Scored his first collegiate points with a layup at Northern Arizona (Dec.8).
- Played a season-high 11 minutes at Saint Mary's (Nov. 11).
- Played six minutes in his UVU debut as he pulled down a rebound in a season-opening win over Westminster (Nov. 6).

COTTON'S CAREER AT A GLANCE

- Prepped at Marana Mountain View High School in Tucson, Ariz.
- Had 12 triple-doubles during his senior year at MVHS.
- Earned First Team All-Conference honors in 2018 and led team to a conference championship in 2016-2017.
- Also lettered in football, playing varsity as a freshman.

CAREER HIGHS

Points 2 at Northern Arizona, 12/8/18
 FG Made 1 at Northern Arizona, 12/8/18
 FG Attempted 2, two times (last vs. UTRGV), 1/17/19
 3PT Made 0
 3PT Attempted 1, four times (last vs. UTRGV), 1/17/19
 FT Made 0
 FT Attempted 0
 Rebounds 3 at Utah State, 11/16/18
 Assists 1, five times (last at UMKC), 1/24/19
 Blocks 0
 Steals 2 at UMKC, 1/24/19
 Minutes 15 at UMKC, 1/24/19

SEASON HIGHS

Points 2 at Northern Arizona, 12/8/18
 FG Made 1 at Northern Arizona, 12/8/18
 FG Attempted 2, two times (last vs. UTRGV), 1/17/19
 3PT Made 0
 3PT Attempted 1, five times (last vs. CSUB), 3/19/19
 FT Made 0
 FT Attempted 2 vs. Chicago State, 2/21/19
 Rebounds 3 at Utah State, 11/16/18
 Assists 1, five times (last at UMKC), 1/24/19
 Blocks 0
 Steals 2 at UMKC, 1/24/19
 Minutes 15 at UMKC, 1/24/19

2018-19 GAME-BY-GAME STATS

Opponent	Date	gs	min	Total		3-Pointers		Free throws		Rebounds				pf	a	t/o	blk	stl	pts	avg
				fg-fga	pct	3fg-fga	pct	ft-fa	pct	off	def	tot	avg							
WESTMINSTER (UT)	11/06/18	6	0-0	.000	0-0	.000	0-0	.000	0	1	1	1.0	2	0	0	0	0	0	0.0	
at BYU	11/09/18	3	0-0	.000	0-0	.000	0-0	.000	0	0	0	0.5	1	0	0	0	0	0	0.0	
at Saint Mary's (CA)	11/11/18	11	0-1	.000	0-1	.000	0-0	.000	0	0	0	0.3	2	0	0	0	1	0	0.0	
at Utah State	11/16/18	13	0-2	.000	0-1	.000	0-0	.000	0	3	3	1.0	0	1	0	0	0	0	0.0	
vs Hartford	11/19/18	5	0-0	.000	0-0	.000	0-0	.000	0	0	0	0.8	0	1	1	0	0	0	0.0	
vs Long Beach	11/21/18	3	0-0	.000	0-0	.000	0-0	.000	0	1	1	0.8	0	0	0	0	0	0	0.0	
NORTH DAKOTA	11/24/18	5	0-0	.000	0-0	.000	0-0	.000	0	1	1	0.9	1	0	0	0	0	0	0.0	
WESTERN COLORADO	11/28/18	3	0-1	.000	0-1	.000	0-0	.000	0	0	0	0.8	0	0	0	0	0	0	0.0	
DENVER	12/01/18	3	0-0	.000	0-0	.000	0-0	.000	0	0	0	0.7	0	1	0	0	0	0	0.0	
at Northern Arizona	12/08/18	3	1-1	1.000	0-0	.000	0-0	.000	0	0	0	0.6	0	0	0	0	0	2	0.2	
at Grand Canyon	01/03/19	1	0-0	.000	0-0	.000	0-0	.000	0	0	0	0.5	0	0	0	0	0	0	0.2	
at CSU Bakersfield	01/05/19	3	0-0	.000	0-0	.000	0-0	.000	1	0	1	0.6	0	1	0	0	0	0	0.2	
SEATTLE U	01/12/19	1	0-0	.000	0-0	.000	0-0	.000	0	0	0	0.5	0	0	0	0	0	0	0.2	
UTRGV	01/17/19	4	0-2	.000	0-1	.000	0-0	.000	0	0	0	0.5	0	0	1	0	0	0	0.1	
at UMKC	01/24/19	15	0-0	.000	0-0	.000	0-0	.000	0	0	0	0.5	1	1	0	0	2	0	0.1	
at Chicago St.	01/26/19	5	0-0	.000	0-0	.000	0-0	.000	0	1	1	0.5	1	0	0	0	0	0	0.1	
at New Mexico St.	02/14/19	1	0-0	.000	0-0	.000	0-0	.000	0	0	0	0.5	0	0	0	0	0	0	0.1	
CHICAGO ST.	02/21/19	3	0-0	.000	0-0	.000	0-2	.000	0	0	0	0.4	0	0	1	0	0	0	0.1	
GRAND CANYON	03/07/19	1	0-0	.000	0-0	.000	0-0	.000	0	0	0	0.4	0	0	0	0	0	0	0.1	
CSU BAKERSFIELD	03/09/19	2	0-1	.000	0-1	.000	0-0	.000	0	0	0	0.4	1	0	0	0	0	0	0.1	
Totals		0	91	1-8	.125	0-5	.000	0-2	.000	1	7	8	0.4	9	5	3	0	3	2	0.1

GET TO KNOW DREW

Born Dec. 9 ... born in Tucson, Ariz. ... son of Margaret Thom-Cotton... has three brothers, Trevor, Jeff, and Cameron ... related to NBA player, Bryce Cotton ... prepped at Marana Mountain View High School in Tucson, Ariz. ... had 12 triple doubles during his senior year ... earned First Team All-Conference honors in 2018 ... led team to a conference championship in 2016-2017 ... also lettered in football, playing varsity as a freshman.

CAREER STATS

Season	gp-gs	min/avg	fg-fga	pct	fg-fga	pct	ft-fa	pct	off	def	tot	avg	pf	fo	ast	to	blk	stl	pts	avg
2018-19	20-0	91/4.6	1-8	.125	0-5	.000	0-2	.000	1	7	8	0.4	9	0	5	3	0	3	2	0.1
TOTAL	20-0	91/4.6	1-8	.125	0-5	.000	0-2	.000	1	7	8	0.4	9	0	5	3	0	3	2	0.1



WYATT LOWELL

Freshman • Forward
6-10 • 205
Gilbert, Ariz.
Williams Field HS



Lowell's
Complete bio



2018-19 HIGHLIGHTS

- Went a perfect 4-for-4 from three-point range against New Mexico State for 12 points (Jan. 19).
- Scored 12 points on four three-pointers in a win at Northern Arizona (Dec. 8).
- Pulled down a career-high six rebounds in win over Western Colorado (Nov. 28).
- Scored a season-high 14 points with four three-pointers at Saint Mary's (Nov. 11).
- Scored nine points on 4-of-5 shooting against BYU (Nov. 9).
- Scored six points on 2-for-2 shooting beyond the arc and pulled down five rebounds in his first game as a Wolverine, helping the team to a season-opening win over Westminster (Nov. 6).

LOWELL'S CAREER AT A GLANCE

- Lowell was rated a four-star recruit by Scout.com and a three-star prospect by both Rivals.com and ESPN.com. Scout.com had him ranked as the No. 1 power forward in Arizona and the fifth-rated power forward in the west.
- Wrapped up his prep career at Williams Field High School in 2016 after averaging 24.3 points, 10.4 rebounds, 2.3 assists, and 2.0 blocks per game during his senior season. He also connected on a 40.0 percent clip from beyond the arc as he knocked down 61-of-153 shots from three-point range.
- Signed his NLI in November of 2015 before playing his senior season at WFHS.

CAREER HIGHS

Points 14 at Saint Mary's, 11/11/18
FG Made 4, six times (at NMSU), 2/14/19
FG Attempted 10, two times (last at CSU), 1/26/19
3PT Made 4, four times (last at NMSU), 2/14/19
3PT Attempted 9 at Chicago State, 1/26/19
FT Made 2, two times (last vs. CBU), 1/30/19
FT Attempted 2, two times (last vs. CBU), 1/30/19
Rebounds 6 vs. Western Colorado, 11/28/18
Assists 2, two times (last at CSU), 1/26/19
Blocks 2 at Utah State, 11/16/18
Steals 3 at UMKC, 1/24/19
Minutes 28 at Saint Mary's, 11/11/18

SEASON HIGHS

Points 14 at Saint Mary's, 11/11/18
FG Made 4, six times (at NMSU), 2/14/19
FG Attempted 10, two times (last at CSU), 1/26/19
3PT Made 4, four times (last at NMSU), 2/14/19
3PT Attempted 9 at Chicago State, 1/26/19
FT Made 2, three times (last at UTRGV), 2/16/19
FT Attempted 2, three times (last at UTRGV), 2/16/19
Rebounds 6 vs. Western Colorado, 11/28/18
Assists 2, two times (last at CSU), 1/26/19
Blocks 2 at Utah State, 11/16/18
Steals 3 at UMKC, 1/24/19
Minutes 28 at Saint Mary's, 11/11/18

2018-19 GAME-BY-GAME STATS

Opponent	Date	gs	min	Total		3-Pointers		Free throws		Rebounds				pf	a	t/o	blk	stl	pts	avg
				fg-fga	pct	3fg-fga	pct	ft-fa	pct	off	def	tot	avg							
WESTMINSTER (UT)	11/06/18	7	2-3	.667	2-2	1.000	0-0	.000	0	3	3	3.0	5	1	0	0	0	6	6.0	
at BYU	11/09/18	18	4-5	.800	1-2	.500	0-0	.000	1	3	4	3.5	3	1	0	0	1	9	7.5	
at Saint Mary's (CA)	11/11/18	28	4-7	.571	4-6	.667	2-2	1.000	0	3	3	3.3	3	0	3	1	1	14	9.7	
at Utah State	11/16/18	22	3-4	.750	2-3	.667	0-0	.000	0	1	1	2.8	2	1	2	2	1	8	9.3	
vs Hartford	11/19/18	15	1-5	.200	0-1	.000	0-0	.000	1	0	1	2.4	0	1	1	0	0	2	7.8	
vs Long Beach	11/21/18	12	0-1	.000	0-1	.000	0-0	.000	0	0	0	2.0	4	0	3	0	0	0	6.5	
NORTH DAKOTA	11/24/18	10	0-3	.000	0-3	.000	0-0	.000	1	0	1	1.9	0	0	1	0	1	0	5.6	
WESTERN COLORADO	11/28/18	16	1-6	.167	0-5	.000	0-0	.000	1	5	6	2.4	2	0	1	0	0	2	5.1	
DENVER	12/01/18	18	1-4	.250	0-2	.000	0-0	.000	1	2	3	2.4	4	0	1	0	0	2	4.8	
at Arizona	12/06/18	17	0-2	.000	0-2	.000	0-0	.000	1	2	3	2.5	1	2	0	0	0	0	4.3	
at Northern Arizona	12/08/18	21	4-6	.667	4-5	.800	0-0	.000	0	1	1	2.4	1	1	0	0	2	12	5.0	
at Weber State	12/15/18	15	2-5	.400	1-3	.333	0-0	.000	1	3	4	2.5	4	1	2	0	0	5	5.0	
IDAHO ST.	12/19/18	12	0-2	.000	0-2	.000	0-0	.000	0	1	1	2.4	2	1	1	0	0	0	4.6	
SAM HOUSTON ST.	12/22/18	5	0-0	.000	0-0	.000	0-0	.000	0	0	0	2.2	2	1	0	0	0	0	4.3	
at Fresno State	12/29/18	16	1-4	.250	1-4	.250	1-2	.500	0	1	1	2.1	4	0	0	0	1	4	4.3	
at Grand Canyon	01/03/19	13	1-3	.333	0-2	.000	0-0	.000	0	2	2	2.1	3	0	1	0	0	2	4.1	
at CSU Bakersfield	01/05/19	7	2-2	1.000	2-2	1.000	0-0	.000	0	2	2	2.1	1	0	1	0	0	6	4.2	
SEATTLE U	01/12/19	10	0-1	.000	0-1	.000	0-0	.000	0	1	1	2.1	3	0	3	0	1	0	4.0	
UTRGV	01/17/19	19	2-4	.500	2-3	.667	0-0	.000	0	4	4	2.2	3	0	1	0	1	6	4.1	
NEW MEXICO ST.	01/19/19	21	4-4	1.000	4-4	1.000	0-0	.000	0	0	0	2.1	4	0	0	0	0	12	4.5	
at UMKC	01/24/19	*	26	3-10	.300	1-8	.125	0-0	.000	0	4	4	2.1	1	0	0	1	3	7	4.6
at Chicago St.	01/26/19	25	4-10	.400	3-9	.333	0-0	.000	2	3	5	2.3	2	2	1	1	1	11	4.9	
CALIFORNIA BAPTIST	01/30/19	14	0-2	.000	0-2	.000	2-2	1.000	0	2	2	2.3	0	0	0	0	1	2	4.8	
at New Mexico St.	02/14/19	19	4-6	.667	4-6	.667	0-1	.000	0	3	3	2.3	4	0	2	0	0	12	5.1	
at UTRGV	02/16/19	13	1-4	.250	0-3	.000	2-2	1.000	0	3	3	2.3	1	1	0	0	0	4	5.0	
CHICAGO ST.	02/21/19	18	3-4	.750	2-2	1.000	0-0	.000	2	2	4	2.4	2	0	1	0	1	8	5.2	
UMKC	02/23/19	8	0-1	.000	0-1	.000	0-1	.000	0	3	3	2.4	0	0	1	0	0	0	5.0	
at Seattle U	02/26/19	22	1-5	.200	0-2	.000	0-0	.000	0	4	4	2.5	2	1	0	0	0	2	4.9	
at California Baptist	03/02/19	12	1-4	.250	1-4	.250	0-0	.000	0	4	4	2.5	0	0	0	0	0	3	4.8	
GRAND CANYON	03/07/19	14	2-3	.667	2-3	.667	0-0	.000	1	3	4	2.6	0	1	0	0	0	6	4.8	
CSU BAKERSFIELD	03/09/19	*	22	2-6	.333	1-4	.250	0-0	.000	0	3	3	2.6	4	1	0	0	0	5	4.8
vs UMKC	03/14/19	11	1-3	.333	1-3	.333	0-0	.000	0	1	1	2.5	2	0	1	1	0	3	4.8	
Totals		2	506	54-129	.419	38-100	.380	7-10	.700	12	69	81	2.5	69	16	27	6	15	153	4.8

GET TO KNOW WYATT

Recently returned from a two-year LDS Church mission in Minnesota first four-star recruit in UVU history ... Scout.com had him ranked as the No. 1 power forward in Arizona and the fifth-rated power forward in the west ... wrapped up his prep career at Williams Field High School in 2016 after averaging 24.3 points, 10.4 rebounds, 2.3 assists, and 2.0 blocks per game during his senior season ... also connected on a 40.0 percent clip from beyond the arc as he knocked down 61-of-153 shots from three-point range ... signed his NLI in November of 2015 before playing his senior season at WFHS.


CAREER STATS

Season	gp-gs	min/avg	fg-fga	pct	3fg-fga	pct	ft-fa	pct	off	def	tot	avg	pf	fo	ast	to	blk	stl	pts	avg
2018-19	32-2	506/15.8	54-129	.419	38-100	.380	7-10	.700	12	69	81	2.5	69	1	16	27	6	15	153	4.8
TOTAL	32-2	506/15.8	54-129	.419	38-100	.380	7-10	.700	12	69	81	2.5	69	1	16	27	6	15	153	4.8



BAYLEE STEELE

RS-Junior • Center
6-11 • 245
Norwalk, Iowa
Eastern Michigan



Steele's
Complete bio



2018-19 HIGHLIGHTS

- Scored a season-high 16 points to go along with 12 rebounds for his third double-double of the season.
- Tallied his third double digit scoring game of the season with 10 points in a win over Denver (Dec. 1).
- Registered his third double digit rebound game of the season with 10 boards in a win over Western Colorado (Nov. 28).
- Recorded a 14-point, 10-rebound double-double in win over Long Beach State (Nov. 21) to claim the MGM Main Event Middleweight title in Las Vegas.
- Scored a season-high 10 points with seven rebounds in win over Hartford (Nov. 19).
- Pulled down a UVU school-record 19 rebounds at BYU (Nov. 9).
- Made his UVU debut in a win over Westminster (Nov. 6), tallying six points and six rebounds.

STEELE'S CAREER AT A GLANCE

- Sat out last season due to NCAA transfer rules.
- Spent his sophomore season at Eastern Michigan where he appeared in all 33 games and made 22 starts for the Eagles during the 2016-17 season, averaging 4.4 points and 4.1 rebounds per game, while shooting an impressive 48.8 percent (62-of-127) from the floor. He also knocked down 83.3 percent (20-of-24) of his free throws.
- Played his freshman season at Des Moines Area Community College, posting four double-doubles and scoring double figures in 10 games.

CAREER HIGHS

Points 18 vs. Central Michigan, 1/3/17
FG Made 8 vs. Central Michigan, 1/3/17
FG Attempted 10, two times (last at CSU), 1/26/19
3PT Made 0
3PT Attempted 2 vs. Bowling Green, 1/10/17
FT Made 8, two times (last at CBU), 3/2/19
FT Attempted 10 vs. Long Beach State, 11/21/18
Rebounds 19 at BYU, 11/9/18
Assists 2, four times (last vs. NMSU), 1/19/19
Blocks 5 vs. Ball State, 1/24/17
Steals 3 vs. Bowling Green, 1/10/17
Minutes 29 vs. Hartford, 11/19/18

SEASON HIGHS

Points 16 vs. CBU, 1/30/19
FG Made 7 at Weber State, 12/15/18
FG Attempted 10, two times (last vs. UMKC), 2/23/19
3PT Made 1 at Seattle, 2/15/19
3PT Attempted 1, five times (last at Seattle), 2/25/19
FT Made 8, two times (last at CBU), 3/2/19
FT Attempted 10 vs. Long Beach State, 11/21/18
Rebounds 19 at BYU, 11/9/18
Assists 2, four times (last vs. NMSU), 1/19/19
Blocks 2, three times (last at Arizona), 12/6/18
Steals 2, three times (last vs. SU), 1/12/19
Minutes 29 vs. Hartford, 11/19/18

2018-19 GAME-BY-GAME STATS

Opponent	Date	gs	min	Total		3-Pointers		Free throws		Rebounds					pf	a	t/o	blk	stl	pts	avg
				fg-fga	pct	3fg-fga	pct	ft-fa	pct	off	def	tot	avg								
WESTMINSTER (UT)	11/06/18	*	20	2-7	.286	0-0	.000	2-4	.500	3	3	6	6.0	0	0	1	0	2	6	6.0	
at BYU	11/09/18	*	24	0-9	.000	0-1	.000	2-3	.667	7	12	19	12.5	1	1	2	0	0	2	4.0	
at Saint Mary's (CA)	11/11/18	*	24	2-5	.400	0-0	.000	2-2	1.000	2	4	6	10.3	3	1	1	2	0	6	4.7	
at Utah State	11/16/18	*	26	1-5	.200	0-1	.000	0-2	.000	1	5	6	9.3	2	0	2	2	0	2	4.0	
vs Hartford	11/19/18	*	29	5-6	.833	0-0	.000	0-3	.000	3	4	7	8.8	2	2	1	0	1	10	5.2	
vs Long Beach	11/21/18	*	25	3-4	.750	0-0	.000	8-10	.800	4	6	10	9.0	3	2	1	0	0	14	6.7	
NORTH DAKOTA	11/24/18	*	21	4-5	.800	0-0	.000	0-2	.000	0	7	7	8.7	4	1	1	0	0	8	6.9	
WESTERN COLORADO	11/28/18	*	13	2-3	.667	0-0	.000	2-3	.667	3	7	10	8.9	3	0	3	1	1	6	6.8	
DENVER	12/01/18	*	16	3-4	.750	0-0	.000	4-6	.667	1	7	8	8.8	3	0	1	0	1	10	7.1	
at Arizona	12/06/18	*	21	3-3	1.000	0-0	.000	2-5	.400	1	4	5	8.4	1	1	1	2	0	8	7.2	
at Northern Arizona	12/08/18	*	19	4-6	.667	0-0	.000	0-0	.000	1	5	6	8.2	1	0	3	0	1	8	7.3	
at Weber State	12/15/18	*	25	7-9	.778	0-0	.000	0-2	.000	1	8	9	8.3	2	0	0	1	0	14	7.8	
IDAHO ST.	12/19/18	*	13	2-2	1.000	0-0	.000	2-3	.667	2	1	3	7.8	0	2	0	0	0	6	7.7	
SAM HOUSTON ST.	12/22/18	*	17	0-0	.000	0-0	.000	6-6	1.000	0	3	3	7.5	3	1	2	1	0	6	7.6	
at Fresno State	12/29/18	*	17	3-4	.750	0-0	.000	1-1	1.000	0	4	4	7.3	4	1	2	0	0	7	7.5	
at Grand Canyon	01/03/19	*	27	3-4	.750	0-0	.000	6-6	1.000	3	4	7	7.3	2	0	0	0	0	12	7.8	
at CSU Bakersfield	01/05/19	*	24	1-4	.250	0-0	.000	5-6	.833	0	4	4	7.1	4	1	4	0	2	7	7.8	
SEATTLE U	01/12/19	*	16	2-4	.500	0-1	.000	2-2	1.000	3	1	4	6.9	2	0	0	0	2	6	7.7	
UTRGV	01/17/19	*	19	3-4	.750	0-0	.000	6-8	.750	2	2	4	6.7	5	0	1	0	0	12	7.9	
NEW MEXICO ST.	01/19/19	*	17	0-1	.000	0-0	.000	2-2	1.000	1	3	4	6.6	4	2	0	0	1	2	7.6	
at UMKC	01/24/19	*	19	3-4	.750	0-1	.000	0-0	.000	0	3	3	6.4	2	1	1	1	0	6	7.5	
at Chicago St.	01/26/19	*	26	6-10	.600	0-0	.000	2-2	1.000	6	6	12	6.7	2	0	1	0	0	14	7.8	
CALIFORNIA BAPTIST	01/30/19	*	29	5-6	.833	0-0	.000	6-7	.857	3	9	12	6.9	3	0	1	1	0	16	8.2	
at New Mexico St.	02/14/19	*	19	5-7	.714	0-0	.000	1-1	1.000	3	9	12	7.1	2	1	2	0	0	11	8.3	
at UTRGV	02/16/19	*	16	2-6	.333	0-0	.000	2-2	1.000	2	5	7	7.1	1	0	1	0	1	6	8.2	
CHICAGO ST.	02/21/19	*	21	3-3	1.000	0-0	.000	3-4	.750	0	4	4	7.0	1	1	0	0	0	9	8.2	
UMKC	02/23/19	*	27	6-10	.600	0-0	.000	3-3	1.000	5	7	12	7.2	3	1	2	1	1	15	8.5	
at Seattle U	02/26/19	*	11	1-1	1.000	1-1	1.000	0-1	.000	3	5	8	7.2	4	0	0	0	0	3	8.3	
at California Baptist	03/02/19	*	24	3-7	.429	0-0	.000	8-9	.889	8	2	10	7.3	3	0	1	1	0	14	8.5	
GRAND CANYON	03/07/19	*	17	1-3	.333	0-0	.000	0-0	.000	1	6	7	7.3	2	0	3	1	0	2	8.3	
CSU BAKERSFIELD	03/09/19	*	18	1-2	.500	0-0	.000	7-9	.778	2	3	5	7.2	2	1	0	1	0	9	8.3	
vs UMKC	03/14/19	*	12	1-1	1.000	0-0	.000	0-0	.000	1	2	3	7.1	0	0	1	0	0	2	8.1	
Totals			32	652	87-149	.584	1-5	.200	84-114	.737	72	155	227	7.1	74	20	39	15	13	259	8.1

GET TO KNOW BAYLEE

The Norwalk, Iowa native prepped at Norwalk High School where he earned first team all-conference honors after averaging 14.0 points, 9.3 rebounds and 2.0 blocks per game during his senior season. He also earned all-state honors on his way to being honored as the Warren County Player of the Year.

CAREER STATS

Season	gp-gs	min/avg	fg-fga	pct	3fg-fga	pct	ft-fa	pct	tot	avg	pr	ro	ast	to	blk	stl	pts	avg		
2016-17*	33-22	643/19.5	62-127	.488	0-5	.000	20-24	.833	42	93	135	4.1	98	5	11	24	27	26	144	4.4
2018-19	32-32	652/20.4	87-149	.584	1-5	.200	84-114	.737	72	155	227	7.1	74	1	20	39	15	13	259	8.1
TOTAL	32-32	652/20.4	87-149	.584	1-5	.200	84-114	.737	72	155	227	7.1	74	1	20	39	15	13	259	8.1
All*	65-54	1295/19.9	149-276	.540	1-10	.100	104-138	.754	114	248	362	5.6	172	6	31	63	42	39	403	6.2

* Statistics from prior team/school



RICHARD HARWARD

Sophomore • Center
6-11 • 255
Orem, Utah
Orem HS



Harward's
Complete bio



2018-19 HIGHLIGHTS

- Scored 15 points and pulled down eight rebounds to help UVU to a win over UMKC (March 14) in the quarterfinals of the WAC Tournament. He also knocked down a go-ahead free throw late in the game.
- Scored 14 points with eight rebounds in a win over Grand Canyon (March 7).
- Had a career night in a 103-71 win over Chicago State (Feb. 21) as he scored a career-high 19 points and pulled down a career-high 16 rebounds. Recorded the second double-double of his career.
- Scored a then career-high 16 points with seven rebounds in a road win at UMKC (Jan. 24).
- Tallied a then career-high five blocks in win over UTRGV (Jan. 17).
- Had a career night in a win over Seattle (Jan. 12). Tallied a career-high 12 points and 15 rebounds for his first career double-double. Knocked down a career-high 4-of-4 shots from the field and a career-high 4-of-6 shots at the free throw line. His performance earned him WAC Player of the Week honors.
- Scored a season-high four points in win over Western Colorado (Nov. 28).
- Tied a career high with six rebounds in a season-opening win over Westminster (Nov. 6).

HARWARD'S CAREER AT A GLANCE

- Averaged 1.3 points and 1.9 rebounds per game in 14 games for UVU last season.
- Prepped at Orem High School where he averaged 13.6 points, 8.9 rebounds, 2.0 assists and 2.6 blocks per game during his senior campaign (2014-15).
- He earned 4A First Team All-State honors in 2015 after helping the Tigers to a 20-6 overall record and a run to the semifinals of the 4A Utah State Championship.
- Also lettered in Track and Field in the shotput.

CAREER HIGHS

Points	19 vs. Chicago State, 2/21/19
FG Made	8 vs. Chicago State, 2/21/19
FG Attempted	10 vs Chicago State, 2/21/19
3PT Made	0
3PT Attempted	0
FT Made	6 at Seattle, 2/25/19
FT Attempted	9, two times (last at Seattle), 2/25/19
Rebounds	16 vs. Chicago State, 2/21/19
Assists	2, two times (last vs. NMSU), 1/19/19
Blocks	5 vs. UTRGV, 1/17/19
Steals	1, four times (last vs. UMKC), 3/14/19
Minutes	26 vs. UMKC, 3/14/19

SEASON HIGHS

Points	19 vs. Chicago State, 2/21/19
FG Made	8 vs. Chicago State, 2/21/19
FG Attempted	10 vs Chicago State, 2/21/19
3PT Made	0
3PT Attempted	0
FT Made	6 at Seattle, 2/25/19
FT Attempted	9, two times (last at Seattle), 2/25/19
Rebounds	16 vs. Chicago State, 2/21/19
Assists	2, two times (last vs. NMSU), 1/19/19
Blocks	5 vs. UTRGV, 1/17/19
Steals	1, four times (last vs. UMKC), 3/14/19
Minutes	26 vs. UMKC, 3/14/19

2018-19 GAME-BY-GAME STATS

Opponent	Date	gs	min	Total		3-Pointers		Free throws		Rebounds					pts	avg				
				fg-fga	pct	3fg-fga	pct	ft-fa	pct	off	def	tot	avg	pf			a	t/o	blk	stl
WESTMINSTER (UT)	11/06/18	8	0-1	.000	0-0	.000	0-0	.000	3	3	6	6.0	2	1	2	0	0	0	0.0	
at BYU	11/09/18	4	0-1	.000	0-0	.000	1-2	.500	1	2	3	4.5	0	1	0	0	0	1	0.5	
at Saint Mary's (CA)	11/11/18	8	0-1	.000	0-0	.000	0-0	.000	0	0	0	3.0	0	0	0	1	0	0	0.3	
at Utah State	11/16/18	4	0-2	.000	0-0	.000	0-0	.000	1	1	2	2.8	1	0	1	0	0	0	0.3	
vs Long Beach	11/21/18	1	0-0	.000	0-0	.000	0-0	.000	0	0	0	2.2	0	0	0	0	0	0	0.2	
WESTERN COLORADO	11/28/18	8	1-3	.333	0-0	.000	2-4	.500	1	2	3	2.3	1	0	0	0	0	4	0.8	
DENVER	12/01/18	4	0-1	.000	0-0	.000	0-0	.000	0	0	0	2.0	2	0	0	0	0	0	0.7	
at Northern Arizona	12/08/18	1	1-1	1.000	0-0	.000	0-0	.000	0	0	0	1.8	1	0	0	0	0	2	0.9	
SAM HOUSTON ST.	12/22/18	4	0-0	.000	0-0	.000	0-0	.000	0	1	1	1.7	1	0	0	0	0	0	0.8	
at Fresno State	12/29/18	2	0-0	.000	0-0	.000	0-0	.000	0	0	0	1.5	0	0	0	0	0	0	0.7	
at CSU Bakersfield	01/05/19	2	0-0	.000	0-0	.000	0-0	.000	0	0	0	1.4	0	0	0	0	0	0	0.6	
SEATTLE U	01/12/19	24	4-4	1.000	0-0	.000	4-6	.667	2	13	15	2.5	4	2	0	1	0	12	1.6	
UTRGV	01/17/19	21	3-5	.600	0-0	.000	1-3	.333	0	8	8	2.9	3	0	2	5	1	7	2.0	
NEW MEXICO ST.	01/19/19	24	2-4	.500	0-0	.000	4-5	.800	0	4	4	3.0	3	2	1	0	1	8	2.4	
at UMKC	01/24/19	21	6-9	.667	0-0	.000	4-9	.444	4	3	7	3.3	1	1	0	1	0	16	3.3	
at Chicago St.	01/26/19	14	4-7	.571	0-0	.000	2-4	.500	2	3	5	3.4	5	0	1	0	0	10	3.8	
CALIFORNIA BAPTIST	01/30/19	11	2-5	.400	0-0	.000	1-1	1.000	0	0	0	3.2	1	0	0	0	1	5	3.8	
at New Mexico St.	02/14/19	21	3-5	.600	0-0	.000	2-2	1.000	1	2	3	3.2	1	1	0	1	0	8	4.1	
at UTRGV	02/16/19	24	4-6	.667	0-0	.000	2-3	.667	2	3	5	3.3	2	1	1	0	0	10	4.4	
CHICAGO ST.	02/21/19	19	8-10	.800	0-0	.000	3-3	1.000	8	8	16	3.9	1	0	1	0	0	19	5.1	
UMKC	02/23/19	12	2-5	.400	0-0	.000	2-4	.500	1	1	2	3.8	3	2	1	0	0	6	5.1	
at Seattle U	02/26/19	29	4-5	.800	0-0	.000	6-9	.667	0	10	10	4.1	4	1	1	1	0	14	5.5	
at California Baptist	03/02/19	16	2-6	.333	0-0	.000	2-2	1.000	4	2	6	4.2	3	1	1	0	0	6	5.6	
GRAND CANYON	03/07/19	18	5-5	1.000	0-0	.000	4-6	.667	2	6	8	4.3	3	1	1	1	0	14	5.9	
CSU BAKERSFIELD	03/09/19	22	3-3	1.000	0-0	.000	3-7	.429	2	9	11	4.6	3	0	0	3	0	9	6.0	
vs UMKC	03/14/19	26	6-7	.857	0-0	.000	3-4	.750	5	3	8	4.7	3	0	0	0	1	15	6.4	
Totals		0	348	60-96	.625	0-0	.000	46-74	.622	39	84	123	4.7	48	14	13	14	4	166	6.4

GET TO KNOW RICHARD

Born March 12th, 1997 ... born in American Fork, Utah ... served an LDS church mission in Perth, Australia ... parents are Bradley and Alice Harward ... has four sisters, Alicia, Heather, Tiffany and Krystal and an older brother Ian ... older brother Ian played at BYU.

CAREER STATS

Season	gp-gs	min/avg	fg-fga	pct	3fg-fga	pct	ft-fa	pct	off	def	tot	avg	pf	fo	ast	to	blk	stl	pts	avg
2017-18	14-0	49/3.5	6-16	.375	0-0	.000	6-12	.500	12	14	26	1.9	7	0	1	0	5	0	18	1.3
2018-19	26-0	348/13.4	60-96	.625	0-0	.000	46-74	.622	39	84	123	4.7	48	1	14	13	14	4	166	6.4
TOTAL	40-0	397/9.9	66-112	.589	0-0	.000	52-86	.605	51	98	149	3.7	55	1	15	13	19	4	184	4.6



GAME-BY-GAME STARTERS

Game

Oct. 30 vs. Dixie State	Ben Nakwaasah	Isaiah White	Jake Toolson	Conner Toolson	Baylee Steele
Nov. 6 vs. Westminster	Ben Nakwaasah	Isaiah White	Jake Toolson	Conner Toolson	Baylee Steele
Nov. 9 at BYU	Ben Nakwaasah	Isaiah White	Jake Toolson	Conner Toolson	Baylee Steele
Nov. 11 at Saint Mary's	TJ Washington	Isaiah White	Jake Toolson	Conner Toolson	Baylee Steele
Nov. 16 at Utah State	TJ Washington	Isaiah White	Jake Toolson	Conner Toolson	Baylee Steele
Nov. 19 vs. Hartford	TJ Washington	Isaiah White	Jake Toolson	Conner Toolson	Baylee Steele
Nov. 21 vs. Long Beach State	TJ Washington	Isaiah White	Jake Toolson	Conner Toolson	Baylee Steele
Nov. 24 vs. North Dakota	TJ Washington	Isaiah White	Jake Toolson	Conner Toolson	Baylee Steele
Nov. 28 vs. Western Colorado	TJ Washington	Isaiah White	Jake Toolson	Conner Toolson	Baylee Steele
Dec. 1 vs. Denver	TJ Washington	Isaiah White	Jake Toolson	Conner Toolson	Baylee Steele
Dec. 6 at Arizona	TJ Washington	Isaiah White	Jake Toolson	Conner Toolson	Baylee Steele
Dec. 8 at Northern Arizona	TJ Washington	Isaiah White	Jake Toolson	Conner Toolson	Baylee Steele
Dec. 15 at Weber State	TJ Washington	Ben Nakwaasah	Jake Toolson	Conner Toolson	Baylee Steele
Dec. 19 vs. Idaho State	TJ Washington	Isaiah White	Jake Toolson	Conner Toolson	Baylee Steele
Dec. 22 vs. Sam Houston State	TJ Washington	Isaiah White	Jake Toolson	Conner Toolson	Baylee Steele
Dec. 29 at Fresno State	Ben Nakwaasah	Isaiah White	Jake Toolson	Conner Toolson	Baylee Steele
Jan. 3 at Grand Canyon	Ben Nakwaasah	Isaiah White	Jake Toolson	Conner Toolson	Baylee Steele
Jan. 5 at CSU Bakersfield	Ben Nakwaasah	Isaiah White	Jake Toolson	Conner Toolson	Baylee Steele
Jan. 12 vs. Seattle U	Ben Nakwaasah	Isaiah White	Jake Toolson	Conner Toolson	Baylee Steele
Jan. 17 vs. UTRGV	Ben Nakwaasah	Isaiah White	Jake Toolson	Conner Toolson	Baylee Steele
Jan. 19 vs. NM State	Ben Nakwaasah	Isaiah White	Jake Toolson	Conner Toolson	Baylee Steele
Jan. 24 at UMKC	Ben Nakwaasah	Wyatt Lowell	Jake Toolson	TJ Washington	Baylee Steele
Jan. 26 at Chicago State	Ben Nakwaasah	Isaiah White	Jake Toolson	TJ Washington	Baylee Steele
Jan. 30 vs. California Baptist	Ben Nakwaasah	Isaiah White	Jake Toolson	Conner Toolson	Baylee Steele
Feb. 14 at NM State	Ben Nakwaasah	Isaiah White	Jake Toolson	Conner Toolson	Baylee Steele
Feb. 16 at UTRGV	Ben Nakwaasah	Isaiah White	Jake Toolson	Conner Toolson	Baylee Steele
Feb. 21 vs. Chicago State	Ben Nakwaasah	Isaiah White	Jake Toolson	Conner Toolson	Baylee Steele
Feb. 23 vs. Kansas City	Ben Nakwaasah	Isaiah White	Jake Toolson	Conner Toolson	Baylee Steele
Feb. 26 at Seattle U	Ben Nakwaasah	Isaiah White	Jake Toolson	Conner Toolson	Baylee Steele
March 2 at California Baptist	Ben Nakwaasah	Isaiah White	Jake Toolson	Conner Toolson	Baylee Steele
March 7 vs. Grand Canyon	Ben Nakwaasah	Isaiah White	Jake Toolson	Conner Toolson	Baylee Steele
March 9 vs. CSU Bakersfield	Ben Nakwaasah	Wyatt Lowell	Jake Toolson	Conner Toolson	Baylee Steele
March 14 vs. Kansas City	Ben Nakwaasah	Isaiah White	Jake Toolson	Conner Toolson	Baylee Steele



2018-19 BOX SCORES

GAME 5 vs. Hartford | Nov. 19, 2018 Las Vegas, Nevada | Cox Pavilion

Utah Valley 72 • 2-3

#	Player	Total			3-Ptr			Rebounds			PF	TP	A	TO	Blk	Stl	Min
		FG-FGA	FG-FGA	FT-FTA	FG-FGA	FG-FGA	FT-FTA	Off	Def	Tot							
00	White, Isaiah	2-5	0-2	0-0	0	5	5	0	4	0	2	1	1	1	16		
02	Toolson, Jake	4-7	2-3	2-2	0	4	4	2	12	3	4	0	0	37			
03	Washington, TJ	4-7	2-3	1-5	0	1	1	3	11	4	5	0	3	36			
11	Toolson, Conner	9-13	3-7	2-3	0	7	7	3	23	1	1	0	0	37			
44	Steele, Baylee	5-6	0-0	0-3	3	4	7	2	10	2	1	0	1	29			
10	Nakwaasah, Ben	2-5	1-3	3-3	0	4	4	0	8	1	2	0	0	15			
15	MacDougall, Connor	1-1	0-0	0-0	0	3	3	4	2	0	3	0	1	10			
20	Cotton, Drew	0-0	0-0	0-0	0	0	0	0	0	1	1	0	0	5			
25	Lowell, Wyatt	1-5	0-1	0-0	1	0	1	0	2	1	1	0	0	15			
	Team				0	5	5										
	Totals	28-49	8-19	8-16	4	33	37	14	72	13	20	1	6	200			

FG % 1st Half: 14-24 58.3% 2nd half: 14-25 56.0% Game: 28-49 57.1% Deadball Rebounds 2
 3FG % 1st Half: 6-12 50.0% 2nd half: 2-7 28.6% Game: 8-19 42.1%
 FT % 1st Half: 1-5 20.0% 2nd half: 7-11 63.6% Game: 8-16 50.0%

Hartford 65 • 1-4

#	Player	Total			3-Ptr			Rebounds			PF	TP	A	TO	Blk	Stl	Min
		FG-FGA	FG-FGA	FT-FTA	FG-FGA	FG-FGA	FT-FTA	Off	Def	Tot							
04	George Blagojevic	6-13	1-3	1-2	1	6	7	5	14	1	3	0	2	34			
05	John Carroll	4-11	0-2	1-2	2	7	9	3	9	2	4	0	1	37			
12	Jason Dunne	2-12	1-8	1-2	2	0	2	3	6	2	1	0	1	34			
13	J.R. Lynch	7-15	5-11	6-6	1	1	2	0	25	4	3	0	4	40			
22	Travis Weatherington	1-6	0-4	3-3	0	4	4	2	5	0	1	0	0	27			
03	Romain Boxus	1-2	1-2	0-0	1	1	2	4	3	2	0	0	0	12			
15	Eddie Davis III	0-1	0-1	0-0	0	1	1	1	0	0	1	0	0	7			
20	Max Twyman	1-2	1-1	0-0	0	1	1	0	3	1	1	0	0	9			
25	D.J. Mitchell	0-0	0-0	0-0	0	0	0	0	0	0	0	0	0	0+			
	Team				1	2	3										
	Totals	22-62	9-32	12-15	8	23	31	18	65	12	14	0	8	200			

FG % 1st Half: 11-28 39.3% 2nd half: 11-34 32.4% Game: 22-62 35.5% Deadball Rebounds 2
 3FG % 1st Half: 4-13 30.8% 2nd half: 5-19 26.3% Game: 9-32 28.1%
 FT % 1st Half: 1-2 50.0% 2nd half: 11-13 84.6% Game: 12-15 80.0%

Officials: John Campbell, Steve Hanachi, Rowland Simonne
 Technical fouls: Utah Valley-None. Hartford-None.
 Attendance:

Score by periods	1st	2nd	Total
Utah Valley	35	37	72
Hartford	27	38	65

GAME 6 vs. Long Beach State | Nov. 21, 2018 Las Vegas, Nevada | Cox Pavilion

Long Beach 72 • 2-4

#	Player	Total			3-Ptr			Rebounds			PF	TP	A	TO	Blk	Stl	Min
		FG-FGA	FG-FGA	FT-FTA	FG-FGA	FG-FGA	FT-FTA	Off	Def	Tot							
01	Freeman, Ron	3-8	2-4	0-0	0	1	1	1	8	0	3	0	0	21			
04	Byers, KJ	2-4	1-2	0-0	2	4	6	4	5	0	2	0	1	22			
10	Alberts, Bryan	2-7	0-2	0-0	0	0	0	0	4	1	0	0	0	32			
15	Booker, Deishuan	9-17	4-9	7-7	0	1	1	1	29	4	0	1	2	37			
24	Yussuf, Temidayo	5-9	0-0	1-4	2	3	5	3	11	1	5	0	0	26			
02	Roberts, Jordan	0-2	0-0	0-0	0	0	0	3	0	0	0	0	0	13			
03	Cobb, Drew	0-1	0-0	0-0	1	1	2	1	0	1	0	0	0	4			
05	Riggins, Mason	1-1	0-0	0-0	0	0	0	2	2	0	1	0	1	12			
11	Griffin, Jordan	2-6	2-5	0-0	0	1	1	0	6	0	0	0	2	13			
12	Jackson, Breyon	0-0	0-0	2-2	0	1	1	0	2	0	0	0	0	6			
13	Mims, Demetrius	1-3	0-0	0-0	1	1	2	5	2	0	1	1	0	5			
20	Richard, Breamon	0-0	0-0	1-2	0	0	0	1	1	0	0	0	0	3			
23	Maxhuni, Edon	1-3	0-0	0-0	0	0	0	0	2	0	0	0	0	6			
	Team				2	0	2										
	Totals	26-61	9-22	11-15	8	13	21	21	72	7	12	2	6	200			

FG % 1st Half: 13-31 41.9% 2nd half: 13-30 43.3% Game: 26-61 42.6% Deadball Rebounds 2
 3FG % 1st Half: 6-12 50.0% 2nd half: 3-10 30.0% Game: 9-22 40.9%
 FT % 1st Half: 2-2 100.0% 2nd half: 9-13 69.2% Game: 11-15 73.3%

Utah Valley 87 • 3-3

#	Player	Total			3-Ptr			Rebounds			PF	TP	A	TO	Blk	Stl	Min
		FG-FGA	FG-FGA	FT-FTA	FG-FGA	FG-FGA	FT-FTA	Off	Def	Tot							
00	White, Isaiah	5-13	3-7	0-1	2	6	8	0	13	2	1	0	0	30			
02	Toolson, Jake	8-8	2-2	2-2	2	3	5	3	20	4	2	0	1	32			
03	Washington, TJ	0-4	0-1	2-2	0	1	1	1	2	4	0	2	18				
11	Toolson, Conner	5-10	3-7	2-3	0	0	0	0	15	0	3	1	2	35			
44	Steele, Baylee	3-4	0-0	8-10	4	6	10	3	14	2	1	0	0	25			
04	Fields, Cache	0-0	0-0	0-0	0	0	0	1	0	0	0	0	0	1			
10	Nakwaasah, Ben	6-7	3-3	3-4	0	5	5	2	18	5	4	0	1	25			
15	MacDougall, Connor	2-3	0-0	1-2	1	1	2	4	5	1	3	0	1	18			
20	Cotton, Drew	0-0	0-0	0-0	0	1	1	0	0	0	0	0	0	3			
25	Lowell, Wyatt	0-1	0-1	0-0	0	0	0	4	0	0	3	0	0	12			
55	Harward, Richard	0-0	0-0	0-0	0	0	0	0	0	0	0	0	0	1			
	Team				3	6	9										
	Totals	29-50	11-21	18-24	12	29	41	18	87	16	21	1	7	200			

FG % 1st Half: 14-26 53.8% 2nd half: 15-24 62.5% Game: 29-50 58.0% Deadball Rebounds 2
 3FG % 1st Half: 4-9 44.4% 2nd half: 7-12 58.3% Game: 11-21 52.4%
 FT % 1st Half: 9-11 81.8% 2nd half: 9-13 69.2% Game: 18-24 75.0%

Officials: Roland Simmons, Steve Honacki, Jeff Pon
 Technical fouls: Long Beach-None. Utah Valley-None.
 Attendance:

Score by periods	1st	2nd	Total
Long Beach	34	38	72
Utah Valley	41	46	87

GAME 7 vs. North Dakota | Nov. 24, 2018 Orem, Utah | UCCU Center

North Dakota 68 • 4-2

#	Player	Total			3-Ptr			Rebounds			PF	TP	A	TO	Blk	Stl	Min
		FG-FGA	FG-FGA	FT-FTA	FG-FGA	FG-FGA	FT-FTA	Off	Def	Tot							
23	Kienan Walter	0-6	0-1	2-2	0	3	3	3	2	2	0	0	0	19			
32	Conner Avants	9-13	0-0	2-2	2	6	8	2	20	3	2	0	2	34			
03	Billy Brown	3-6	1-2	0-0	2	1	3	3	7	4	0	1	0	27			
04	Daivids Atelbauers	0-2	0-1	0-0	0	1	1	0	0	2	1	0	0	15			
15	Cortez Seales	8-15	1-3	2-4	0	10	10	1	19	5	1	2	0	35			
10	Aanen Moody	4-12	3-9	0-0	0	1	1	1	11	0	1	0	1	33			
11	Bentiu Panoam	3-5	1-2	0-0	1	0	1	2	7	1	0	0	1	20			
12	Filip Rebraca	1-4	0-1	0-0	0	1	1	3	2	0	1	1	0	10			
13	Marko Coudreau	0-0	0-0	0-0	0	1	1	0	0	1	0	0	0	7			
	Team				0	1	1										
	Totals	28-63	6-19	6-8	5	25	30	16	68	17	7	4	4	200			

FG % 1st Half: 14-31 45.2% 2nd half: 14-32 43.8% Game: 28-63 44.4% Deadball Rebounds 1
 3FG % 1st Half: 4-7 57.1% 2nd half: 2-12 16.7% Game: 6-19 31.6%
 FT % 1st Half: 0-0 0.0% 2nd half: 6-8 75.0% Game: 6-8 75.0%

Utah Valley 74 • 4-3

#	Player	Total			3-Ptr			Rebounds			PF	TP	A	TO	Blk	Stl	Min
		FG-FGA	FG-FGA	FT-FTA	FG-FGA	FG-FGA	FT-FTA	Off	Def	Tot							
44	Steele, Baylee	4-5	0-0	0-2	0	7	7	4	8	1	1	0	0	21			
00	White, Isaiah	5-8	1-4	1-1	1	6	7	2	12	1	2	2	0	30			
02	Toolson, Jake	4-9	3-4	6-7	0	6	6	1	17	2	2	0	1	35			
03	Washington, TJ	3-8	2-4	1-2	0	2	2	1	9	2	0	2	34				
11	Toolson, Conner	6-12	3-5	0-0	0	2	2	3	15	1	1	0	1	31			
10	Nakwaasah, Ben	2-4	1-2	0-0	0	2	0	5	2	2	0	0	0	15			
15	MacDougall, Connor	4-6	0-0	0-0	1	3	4	3	8	1	1	1	0	19			
20	Cotton, Drew	0-0	0-0	0-0	0	1	1	0	0	0	0	0	0	5			
25	Lowell, Wyatt	0-3	0-3	0-0	1	0	1	0	0	0	1	0	1	10			
	Team				1	2	3										
	Totals	28-55	10-22	8-12	4	31	35	15	74	17	13	3	5	200			

FG % 1st Half: 14-29 48.3% 2nd half: 14-26 53.8% Game: 28-55 50.9% Deadball Rebounds 2
 3FG % 1st Half: 7-14 50.0% 2nd half: 3-8 37.5% Game: 10-22 45.5%
 FT % 1st Half: 5-6 83.3% 2nd half: 3-6 50.0% Game: 8-12 66.7%

Officials: Donn Berdahl, Rick O'Neill, Michael Irving
 Technical fouls: North Dakota-None. Utah Valley-None.
 Attendance: 1938
 2018-19 Men's Basketball. Round: 0. North Dakota vs Utah Valley. Played at .

Score by periods	1st	2nd	Total
North Dakota	32	36	68
Utah Valley	40	34	74

GAME 8 vs. Western Colorado | Nov. 28, 2018 Orem, Utah | UCCU Center

Western Colorado 59 • 2-3

#	Player	Total			3-Ptr			Rebounds			PF	TP	A	TO	Blk	Stl	Min
		FG-FGA	FG-FGA	FT-FTA	FG-FGA	FG-FGA	FT-FTA	Off	Def	Tot							
42	Jackson Ehrlin	2-6	0-1	1-2	1	2	3	2	5	0	1	1	0	17			
01	Monroe Porter	2-4	2-2	0-0	0	4	4	2	6	5	2	0	1	19			
05	Brady Subart	3-7	1-2	0-0	1	0	1	3	7	1	2	0	1	24			
23	Quincy Harding	4-17	1-5	3-3	1	5</											



2018-19 BOX SCORES

GAME 9 vs. Denver | Dec. 1, 2018 Orem, Utah | UCCU Center

Denver 75 • 2-6

#	Player	Total			3-Ptr			Rebounds			PF	TP	A	TO	Blk	Stl	Min
		FG-FGA	FG-FGA	FT-FTA	FG-FGA	FG-FGA	FT-FTA	Off	Def	Tot							
25	Ronnie Harrell Jr.	7-12	4-6	2-4	0	6	6	2	20	2	1	0	2	33			
30	Donoven Carlisle	1-2	1-2	0-0	0	1	1	2	3	0	2	0	0	19			
32	Abiola Akintola	1-1	0-0	0-0	0	2	2	1	2	1	0	0	0	16			
00	Ade Murky	6-13	1-2	4-4	2	1	3	2	17	3	0	1	0	27			
02	Joe Rosga	2-10	2-6	0-0	0	2	2	4	6	1	2	0	2	26			
01	David Nzekwesi	2-2	0-0	6-8	0	2	2	1	10	0	1	0	1	8			
03	Jase Townsend	0-5	0-3	0-0	1	2	3	0	0	1	1	0	0	16			
04	Taelyr Gatlin	0-1	0-1	0-0	0	0	0	3	0	1	1	0	0	8			
05	Elvin Rodriguez	1-3	0-1	2-2	1	1	2	0	4	1	0	0	0	11			
10	Joseph Lanzi	0-2	0-2	0-0	0	0	0	1	0	1	1	0	0	9			
12	Alperen Kurnaz	4-4	1-1	0-0	0	2	2	0	9	0	1	0	0	9			
14	Tory Stewart-Miller	2-4	0-0	0-0	0	2	2	5	4	1	2	0	1	16			
20	Drew Joiner	0-1	0-1	0-0	1	1	2	0	0	1	0	0	1	2			
	Team				1	1	2										
	Totals	26-60	9-25	14-18	6	23	29	21	75	13	12	1	7	200			

FG % 1st Half: 14-30 46.7% 2nd half: 12-30 40.0% Game: 26-60 43.3% Deadball Rebounds 3
 3FG % 1st Half: 6-13 46.2% 2nd half: 3-12 25.0% Game: 9-25 36.0%
 FT % 1st Half: 3-4 75.0% 2nd half: 11-14 78.6% Game: 14-18 77.8%

Utah Valley 98 • 6-3

#	Player	Total			3-Ptr			Rebounds			PF	TP	A	TO	Blk	Stl	Min
		FG-FGA	FG-FGA	FT-FTA	FG-FGA	FG-FGA	FT-FTA	Off	Def	Tot							
44	Steele, Baylee	3-4	0-0	4-6	1	7	8	3	10	0	1	0	1	16			
00	White, Isaiah	2-4	1-3	2-4	0	3	3	3	7	2	0	0	0	24			
02	Toolson, Jake	5-9	2-4	3-5	1	3	4	1	15	4	1	0	0	29			
03	Washington, TJ	5-7	2-3	5-7	1	2	3	1	17	6	2	0	0	29			
11	Toolson, Connor	8-15	5-10	5-6	1	3	4	2	26	0	1	0	3	28			
04	Fields, Cache	0-0	0-0	0-0	0	0	0	0	0	0	0	0	0	3			
10	Nakwaasah, Ben	4-10	3-7	3-4	0	5	5	0	14	3	3	0	0	26			
15	MacDougall, Connor	3-4	0-0	1-3	2	2	4	1	7	0	1	0	0	20			
20	Cotton, Drew	0-0	0-0	0-0	0	0	0	0	0	1	0	0	0	3			
25	Lowell, Wyatt	1-4	0-2	0-0	1	2	3	4	2	0	1	0	0	18			
55	Harward, Richard	0-1	0-0	0-0	0	0	0	2	0	0	0	0	0	4			
	Team				2	2	4										
	Totals	31-58	13-29	23-35	9	29	38	17	98	16	10	0	4	200			

FG % 1st Half: 17-28 60.7% 2nd half: 14-30 46.7% Game: 31-58 53.4% Deadball Rebounds 7
 3FG % 1st Half: 7-12 58.3% 2nd half: 6-17 35.3% Game: 13-29 44.8%
 FT % 1st Half: 12-15 80.0% 2nd half: 11-20 55.0% Game: 23-35 65.7%

Officials: Tom O'Neill Jr., Ryan McDaniel, Brent Watts
 Technical fouls: Denver-Tory Stewart-Miller; TEAM. Utah Valley-None.
 Attendance: 2613
 2018-19 Men's Basketball. Round: 0. Denver vs Utah Valley. Played at .

Score by periods	1st	2nd	Total
Denver	37	38	75
Utah Valley	53	45	98

GAME 11 at Northern Arizona | Dec. 8, 2018 Flagstaff, Arizona | Walkup Skydome

Utah Valley 98 • 6-4

#	Player	Total			3-Ptr			Rebounds			PF	TP	A	TO	Blk	Stl	Min
		FG-FGA	FG-FGA	FT-FTA	FG-FGA	FG-FGA	FT-FTA	Off	Def	Tot							
44	Steele, Baylee	4-6	0-0	0-0	1	5	6	1	8	0	3	0	1	19			
00	White, Isaiah	6-8	3-4	4-4	0	7	7	0	19	1	1	2	0	34			
02	Toolson, Jake	3-7	3-6	0-0	1	4	5	4	9	3	1	0	1	21			
03	Washington, TJ	5-10	0-0	0-1	0	5	5	1	10	7	1	0	2	34			
11	Toolson, Connor	6-9	3-5	1-1	1	0	1	4	16	1	1	0	1	21			
04	Fields, Cache	0-0	0-0	0-0	0	0	0	0	0	0	0	0	0	1			
10	Nakwaasah, Ben	3-9	2-4	0-0	0	3	3	2	8	0	0	0	0	25			
15	MacDougall, Connor	3-4	0-0	6-7	0	3	3	2	12	2	0	1	0	20			
20	Cotton, Drew	1-1	0-0	0-0	0	0	0	0	2	0	0	0	0	3			
25	Lowell, Wyatt	4-6	4-5	0-0	0	1	1	1	12	1	0	0	2	21			
55	Harward, Richard	1-1	0-0	0-0	0	0	0	1	2	0	0	0	0	1			
	Team				1	2	3										
	Totals	36-61	15-24	11-13	4	30	34	16	98	15	7	3	7	200			

FG % 1st Half: 17-27 63.0% 2nd half: 19-34 55.9% Game: 36-61 59.0% Deadball Rebounds 1
 3FG % 1st Half: 7-10 70.0% 2nd half: 8-14 57.1% Game: 15-24 62.5%
 FT % 1st Half: 6-8 75.0% 2nd half: 5-5 100.0% Game: 11-13 84.6%

Northern Arizona 78 • 2-4

#	Player	Total			3-Ptr			Rebounds			PF	TP	A	TO	Blk	Stl	Min
		FG-FGA	FG-FGA	FT-FTA	FG-FGA	FG-FGA	FT-FTA	Off	Def	Tot							
10	ANDRE, Bernie	6-9	2-3	1-2	0	1	1	2	15	0	0	0	0	29			
55	DEBISSCHOP, Brooks	2-3	0-1	1-1	0	0	0	3	5	0	2	1	0	26			
04	HINES, Carlos	7-15	5-9	2-4	0	6	6	0	21	4	3	0	2	36			
20	SHELTON, Cameron	1-4	1-2	0-0	1	8	9	3	3	1	2	2	0	30			
34	MCCREE, Ted	4-14	2-5	3-3	1	2	3	0	13	0	0	0	0	28			
01	BOLTON, Davon	3-6	2-3	6-7	0	2	2	1	14	1	2	0	0	16			
15	MAINS, Nik	1-3	1-3	0-0	0	1	1	0	3	1	1	1	0	13			
32	BOWLING, Chris	0-1	0-0	0-0	0	0	0	2	0	0	0	0	2	13			
33	THOMAS, Isaiah	1-2	0-0	2-4	1	0	1	2	4	0	1	0	0	9			
	Team				3	1	4										
	Totals	25-57	13-26	15-21	6	21	27	13	78	9	10	4	6	200			

FG % 1st Half: 15-31 48.4% 2nd half: 10-26 38.5% Game: 25-57 43.9% Deadball Rebounds 2
 3FG % 1st Half: 9-17 52.9% 2nd half: 4-9 44.4% Game: 13-26 50.0%
 FT % 1st Half: 5-8 62.5% 2nd half: 10-13 76.9% Game: 15-21 71.4%

Officials: Nate Harris, Brent Meaux, Nate Melson
 Technical fouls: Utah Valley-None. Northern Arizona-None.
 Attendance: 1532

Score by periods	1st	2nd	Total
Utah Valley	47	51	98
Northern Arizona	44	34	78

GAME 10 at Arizona | Dec. 6, 2018 Tucson, Ariz. | McKale Center

Utah Valley 69 • 6-4

#	Player	Total			3-Ptr			Rebounds			PF	TP	A	TO	Blk	Stl	Min
		FG-FGA	FG-FGA	FT-FTA	FG-FGA	FG-FGA	FT-FTA	Off	Def	Tot							
44	Steele, Baylee	3-3	0-0	2-5	1	4	5	1	8	1	1	2	0	21			
00	White, Isaiah	1-4	0-3	3-4	2	2	4	1	5	0	2	1	0	25			
02	Toolson, Jake	6-11	1-4	7-7	2	6	8	2	20	1	1	0	1	32			
03	Washington, TJ	4-12	2-5	1-1	0	0	0	5	11	1	4	0	2	24			
11	Toolson, Connor	4-11	3-9	2-3	0	3	3	2	13	1	1	1	2	34			
10	Nakwaasah, Ben	3-7	0-3	1-2	0	1	1	4	7	1	3	0	0	28			
15	MacDougall, Connor	2-4	0-0	1-2	1	0	1	1	5	2	1	1	0	19			
25	Lowell, Wyatt	0-2	0-0	0-0	1	2	3	1	0	2	0	0	0	17			
	Team				0	1	1										
	Totals	23-54	6-26	17-24	7	19	26	17	69	9	13	5	5	200			

FG % 1st Half: 16-32 50.0% 2nd half: 7-22 31.8% Game: 23-54 42.6% Deadball Rebounds 2.1
 3FG % 1st Half: 5-18 27.8% 2nd half: 1-8 12.5% Game: 6-26 23.1%
 FT % 1st Half: 4-6 66.7% 2nd half: 13-18 72.2% Game: 17-24 70.8%

Arizona 80 • 7-2

#	Player	Total			3-Ptr			Rebounds			PF	TP	A	TO	Blk	Stl	Min
		FG-FGA	FG-FGA	FT-FTA	FG-FGA	FG-FGA	FT-FTA	Off	Def	Tot							
04	Chase Jeter	2-3	0-0	0-0	1	4	5	3	4	2	0	1	1	25			
02	Brandon Williams	6-13	2-6	1-2	2	8	10	1	15	5	2	0	1	30			
05	Brandon Randolph	5-11	4-6	2-2	1	1	2	4	16	0	3	1	0	32			
12	Justin Coleman	3-6	1-2	8-8	0	0	0	4	15	3	1	0	0	24			
24	Emmanuel Akot	3-5	1-1	0-0	0	3	3	2	7	4	1	0	1	23			
03	Dylan Smith	4-8	2-3	3-4	0	4	4	4	13	2	3	0	0	26			
10	Ryan Luther	3-5	1-2	0-0	1	2	3	2	7	0	1	0	0	21			
11	Ira Lee	0-0	0-0	0-0	1	0	1	1	0	0	4	0	0	8			
23	Alex Barcello	1-3	1-2	0-0	0	0	0	3	3	0	1	0	0	11			
	Team				1	3	4										
	Totals	27-54	12-22	14-16	7	29	36	24	80	16	16	2	3	200			

FG % 1st Half: 10-26 38.5% 2nd half: 17-28 60.7% Game: 27-54 50.0% Deadball Rebounds 2
 3FG % 1st Half: 4-8 50.0% 2nd half: 8-14 57.1% Game: 12-22 54.5%
 FT % 1st Half: 5-6 83.3% 2nd half: 9-10 90.0% Game: 14-16 87.5%

Officials: Larry Sciroto, Gerry Pollard, Verne Harris
 Technical fouls: Utah Valley-None. Arizona-None.
 Attendance: 13724
 2018-19 Men's Basketball. Round: 0. Arizona vs Utah Valley. Played at .

Score by periods	1st	2nd	Total
Utah Valley	41	28	69
Arizona	29	51	80

GAME 12 at Weber State | Dec. 15, 2018 Ogden, Utah | Dee Events Center

Utah Valley 75 • 8-4

#	Player	Total			3-Ptr			Rebounds			PF	TP	A	TO	Blk	Stl	Min
		FG-FGA	FG-FGA	FT-FTA	FG-FGA	FG-FGA	FT-FTA	Off	Def	Tot							
02	Toolson, Jake	7-14	3-5	2-2	2	10	12	2	19	2	0	0	1	34			
11	Toolson, Connor	4-9	1-5	0-0	1	4	5	4	9	2	0	0	1	34			
44	Steele, Baylee	3-7	0-0	0-2	1	8	9	2									



2018-19 BOX SCORES

GAME 13

vs. Idaho State | Dec. 19, 2018
Orem, Utah | UCCU Center

Idaho St. 77 • 4-4

#	Player	Total			3-Ptr			Rebounds			PF	TP	A	TO	Blk	Stl	Min
		FG-FGA	FG-FGA	FT-FTA	FG-FGA	FG-FGA	FT-FTA	Off	Def	Tot							
05	Chier Maker	f	5-9	2-6	0-1	4	5	9	1	12	1	1	0	1	34		
35	Kelvin Jones	c	4-6	0-0	0-1	0	2	2	5	8	2	4	1	0	16		
15	Brandon Boyd	g	5-10	1-4	5-6	0	0	0	4	16	5	3	0	0	29		
20	Balint Mocsan	g	4-8	3-5	1-3	1	3	4	5	12	3	2	0	4	30		
21	Jared Stutzman	g	2-6	1-4	0-0	0	1	1	0	5	3	0	0	2	25		
01	Austin Smellie	g	0-0	0-0	0-0	0	1	1	0	0	0	0	0	0	5		
03	Sam Dowd	g	0-1	0-0	0-0	1	0	1	1	0	4	0	0	0	10		
04	Chidi Udengwu	g	0-1	0-0	0-0	0	1	1	2	0	0	1	0	0	4		
10	Lyle Sutton	g	0-0	0-0	0-0	0	0	0	0	0	0	0	0	0	1		
22	Alonzo Walker	g	0-1	0-0	1-2	0	0	0	4	1	0	1	0	0	12		
24	Blake Truman	g	0-2	0-1	0-0	0	0	0	1	0	0	1	0	0	5		
25	Gary Chivichyan	g	7-10	5-8	4-4	0	3	3	0	23	1	0	0	0	29		
Team						1	0	1									
Totals			27-54	12-28	11-17	7	16	23	23	77	19	14	1	7	200		
FG % 1st Half: 12-28		42.9%	2nd half: 15-26		57.7%	Game: 27-54		50.0%	Deadball Rebounds								
3FG % 1st Half: 5-12		41.7%	2nd half: 7-16		43.8%	Game: 12-28		42.9%	2								
FT % 1st Half: 4-6		66.7%	2nd half: 7-11		63.6%	Game: 11-17		64.7%									

Utah Valley 88 • 9-4

#	Player	Total			3-Ptr			Rebounds			PF	TP	A	TO	Blk	Stl	Min
		FG-FGA	FG-FGA	FT-FTA	FG-FGA	FG-FGA	FT-FTA	Off	Def	Tot							
44	Steele, Baylee	c	2-2	0-0	2-3	2	1	3	0	6	2	0	0	0	0	13	
00	White, Isaiah	g	3-8	1-4	3-3	0	5	5	10	1	0	1	1	24			
02	Toolson, Jake	g	5-7	0-2	8-8	0	3	3	2	18	2	2	0	1	36		
03	Washington, TJ	g	1-3	0-1	2-2	0	0	0	4	4	3	3	0	0	26		
11	Toolson, Connor	g	5-13	1-6	0-0	1	4	5	2	11	1	2	0	4	36		
10	Nakwaasah, Ben	g	2-7	1-4	6-6	0	4	4	2	11	7	2	0	0	26		
15	MacDougall, Connor	g	12-12	0-0	4-5	5	5	10	1	28	1	1	1	2	27		
25	Lowell, Wyatt	g	0-2	0-2	0-0	0	1	1	2	0	1	1	0	0	12		
Team						1	1	2									
Totals			30-54	3-19	25-27	9	24	33	18	88	18	11	2	8	200		
FG % 1st Half: 15-27		55.6%	2nd half: 15-27		55.6%	Game: 30-54		55.6%	Deadball Rebounds								
3FG % 1st Half: 2-8		25.0%	2nd half: 1-11		9.1%	Game: 3-19		15.8%	1								
FT % 1st Half: 8-10		80.0%	2nd half: 17-17		100.0%	Game: 25-27		92.6%									

Officials: Lewis Garrison, Deldre Carr, Kelly Self
Technical fouls: Idaho St.-None. Utah Valley-None.
Attendance: 1994
2018-19 Men's Basketball. Round: 0. Idaho St. vs Utah Valley. Played at .

Score by periods	1st	2nd	Total
Idaho St.	33	44	77
Utah Valley	40	48	88

GAME 14

vs. Sam Houston State | Dec. 22, 2018
Orem, Utah | UCCU Center

Sam Houston St. 79 • 4-8

#	Player	Total			3-Ptr			Rebounds			PF	TP	A	TO	Blk	Stl	Min
		FG-FGA	FG-FGA	FT-FTA	FG-FGA	FG-FGA	FT-FTA	Off	Def	Tot							
00	Albert Almanza	f	1-2	1-1	0-0	0	2	2	5	3	0	0	0	1	17		
20	Kai Mitchell	f	9-19	0-0	1-5	5	5	10	4	19	1	0	2	2	27		
02	Cameron Delaney	g	1-4	0-2	0-0	2	4	6	0	2	3	2	0	1	17		
15	Josh Delaney	g	5-13	3-9	2-2	0	1	1	3	15	10	2	0	1	33		
22	Marcus Harris	g	9-13	3-5	1-1	0	1	1	22	3	0	0	1	33			
01	RJ Smith	g	2-6	1-2	1-2	1	1	2	5	6	1	1	0	0	17		
03	Chad Bowie	g	2-7	1-2	1-1	2	2	4	4	6	4	4	0	1	25		
10	Zach Nutall	g	1-2	0-0	0-0	0	3	3	2	2	1	0	0	0	12		
11	Xavier Bryant	g	0-0	0-0	0-0	0	0	0	0	0	0	0	0	0	7		
13	Bubba Furlong	g	1-1	0-0	0-0	0	0	0	1	2	0	1	0	0	5		
35	Chidozie Ndu	g	0-1	0-0	2-2	0	1	1	4	2	0	0	1	1	7		
Team						4	0	4									
Totals			31-68	9-21	8-13	14	20	34	29	79	23	10	3	8	200		
FG % 1st Half: 12-32		37.5%	2nd half: 19-36		52.8%	Game: 31-68		45.6%	Deadball Rebounds								
3FG % 1st Half: 2-8		25.0%	2nd half: 7-13		53.8%	Game: 9-21		42.9%	3								
FT % 1st Half: 5-6		83.3%	2nd half: 3-7		42.9%	Game: 8-13		61.5%									

Utah Valley 85 • 10-4

#	Player	Total			3-Ptr			Rebounds			PF	TP	A	TO	Blk	Stl	Min
		FG-FGA	FG-FGA	FT-FTA	FG-FGA	FG-FGA	FT-FTA	Off	Def	Tot							
44	Steele, Baylee	c	0-0	0-0	6-6	0	3	3	3	6	1	2	1	0	17		
00	White, Isaiah	g	3-9	1-2	4-6	0	2	2	4	11	0	1	0	3	33		
02	Toolson, Jake	g	6-6	2-2	6-6	0	2	2	4	20	0	4	1	0	33		
03	Washington, TJ	g	1-5	0-2	1-2	1	1	2	1	3	5	4	0	2	23		
11	Toolson, Connor	g	4-11	3-6	7-8	1	4	5	1	18	1	2	1	1	37		
10	Nakwaasah, Ben	g	4-5	1-2	5-7	0	6	6	1	14	4	3	0	2	29		
15	MacDougall, Connor	g	5-6	0-0	3-5	2	4	6	3	13	4	0	1	0	19		
25	Lowell, Wyatt	g	0-0	0-0	0-0	0	0	0	2	0	1	0	0	0	5		
55	Harward, Richard	g	0-0	0-0	0-0	0	1	1	1	0	0	0	0	0	4		
Team						3	2	5									
Totals			23-42	7-14	32-40	7	25	32	20	85	16	16	4	8	200		
FG % 1st Half: 12-25		48.0%	2nd half: 11-17		64.7%	Game: 23-42		54.8%	Deadball Rebounds								
3FG % 1st Half: 2-7		28.6%	2nd half: 5-7		71.4%	Game: 7-14		50.0%	0								
FT % 1st Half: 10-12		83.3%	2nd half: 22-28		78.6%	Game: 32-40		80.0%									

Officials: Matt Basham, Crystal Hogan, Tom Nally
Technical fouls: Sam Houston St.-None. Utah Valley-None.
Attendance: 1920
2018-19 Men's Basketball. Round: 0. Sam Houston St. vs Utah Valley. Played at

Score by periods	1st	2nd	Total
Sam Houston St.	31	48	79
Utah Valley	36	49	85

GAME 15

at Fresno State | Jan. 2, 2018
Fresno, Calif. | Save Mart Center

Utah Valley 64 • 11-4

#	Player	Total			3-Ptr			Rebounds			PF	TP	A	TO	Blk	Stl	Min
		FG-FGA	FG-FGA	FT-FTA	FG-FGA	FG-FGA	FT-FTA	Off	Def	Tot							
44	Steele, Baylee	c	3-4	0-0	1-1	0	4	4	4	7	1	2	0	0	17		
00	White, Isaiah	g	2-6	0-2	4-6	0	4	4	2	8	1	2	0	3	32		
02	Toolson, Jake	g	7-12	1-2	0-0	1	3	4	3	15	1	2	0	1	38		
10	Nakwaasah, Ben	g	1-7	0-5	3-3	1	5	6	3	5	2	3	0	1	23		
11	Toolson, Connor	g	4-7	1-3	0-0	0	6	6	3	9	1	0	0	1	33		
03	Washington, TJ	g	3-8	0-1	2-2	0	2	2	3	8	3	4	0	2	27		
15	MacDougall, Connor	g	3-4	0-0	2-3	0	1	1	2	8	0	0	0	0	22		
25	Lowell, Wyatt	g	1-4	1-4	1-2	0	1	1	4	4	0	0	0	1	16		
55	Harward, Richard	g	0-0	0-0	0-0	0	0	0	0	0	0	0	0	0	2		
Team						3	3	6									
Totals			24-52	3-17	13-17	5	29	34	24	64	9	14	0	9	200		
FG % 1st Half: 12-28		42.9%	2nd half: 12-24		50.0%	Game: 24-52		46.2%	Deadball Rebounds								
3FG % 1st Half: 3-13		23.1%	2nd half: 0-4		0.0%	Game: 3-17		17.6%	3								
FT % 1st Half: 6-8		75.0%	2nd half: 7-9		77.8%	Game: 13-17		76.5%									

Fresno State 60 • 9-3

#	Player	Total			3-Ptr			Rebounds			PF	TP	A	TO	Blk	Stl	Min
		FG-FGA	FG-FGA	FT-FTA	FG-FGA	FG-FGA	FT-FTA	Off	Def	Tot							
20	BITTNER, Sam	f	0-2	0-1	4-4	4	3	7	3	4	1	2	0	2	33		
32	GRIMES, Nate	f	3-9	0-1	0-3	3	10	13	1	6	2	1	4	0	33		
00	WILLIAMS, New	g	5-10	2-6	1-2	0	2	2	3	13	0	3	1	1	31		
04	HUGGINS, Braxton	g															



2018-19 BOX SCORES

GAME 17

at CSU Bakersfield | Jan. 5, 2019
Bakersfield, Calif. | Icardo Center

Utah Valley 71 • 11-6

#	Player	Total			3-Ptr			Rebounds			PF	TP	A	TO	Blk	Stl	Min
		FG-FGA	FG-FGA	FT-FTA	FG-FGA	FG-FGA	FT-FTA	Off	Def	Tot							
44	Steele,Baylee	c	1-4	0-0	5-6	0	4	4	4	7	1	4	0	2	24		
00	White,Isaiah	g	2-4	2-4	4-6	1	6	7	3	10	1	1	0	1	24		
02	Toolson,Jake	g	3-6	2-5	1-1	1	2	3	0	9	3	5	0	0	37		
10	Nakwaasah,Ben	g	2-6	2-4	0-0	0	3	3	0	6	5	2	0	1	34		
11	Toolson,Conner	g	6-10	1-4	0-0	0	3	3	2	13	1	0	0	1	34		
03	Washington,TJ	g	2-6	2-4	0-0	0	1	1	1	6	3	2	0	0	20		
15	MacDougall,Connor	g	4-4	0-0	6-6	0	0	0	3	14	0	1	0	0	15		
20	Cotton,Drew	g	0-0	0-0	0-0	1	0	1	0	0	1	0	0	0	3		
25	Lowell,Wyatt	g	2-2	2-2	0-0	0	2	2	1	6	0	1	0	0	7		
55	Harward,Richard	g	0-0	0-0	0-0	0	0	0	0	0	0	0	0	0	2		
	Team					2	0	2									
	Totals		22-42	11-23	16-19	5	21	26	14	71	15	17	0	5	200		

FG % 1st Half: 12-25 48.0% 2nd half: 10-17 58.8% Game: 22-42 52.4%
 3FG % 1st Half: 6-13 46.2% 2nd half: 5-10 50.0% Game: 11-23 47.8%
 FT % 1st Half: 2-3 66.7% 2nd half: 14-16 87.5% Game: 16-19 84.2%

CSU Bakersfield 73 • 10-5

#	Player	Total			3-Ptr			Rebounds			PF	TP	A	TO	Blk	Stl	Min
		FG-FGA	FG-FGA	FT-FTA	FG-FGA	FG-FGA	FT-FTA	Off	Def	Tot							
04	James Suber	f	3-3	0-0	0-0	2	4	6	4	6	0	2	0	0	25		
00	Jarkel Joiner	g	3-9	1-3	1-2	0	1	1	1	8	1	2	0	1	31		
02	Rickey Holden	g	6-11	4-6	0-0	1	3	4	2	16	6	2	0	1	35		
10	Justin Edler-Davis	g	5-11	3-6	0-0	5	3	8	3	13	1	2	0	3	32		
21	Greg Lee	g	0-0	0-0	0-0	0	1	1	3	0	0	1	0	0	7		
03	Taze Moore	g	5-16	0-3	6-6	3	1	4	0	16	1	0	0	3	31		
23	Justin McCall	g	1-1	0-0	0-0	0	0	0	0	2	0	0	0	0	5		
22	Damirne Durham	g	4-10	2-5	0-0	1	0	1	1	10	2	0	0	0	17		
25	Darrin Person	g	1-2	0-0	0-1	3	2	5	4	2	0	0	1	0	17		
	Team					1	0	1									
	Totals		28-63	10-23	7-9	16	15	31	18	73	11	9	1	8	200		

FG % 1st Half: 14-28 50.0% 2nd half: 14-35 40.0% Game: 28-63 44.5%
 3FG % 1st Half: 5-11 45.5% 2nd half: 5-12 41.7% Game: 10-23 43.5%
 FT % 1st Half: 4-5 80.0% 2nd half: 3-4 75.0% Game: 7-9 77.8%

Officials: Mark Fulton, Ken Ditty, Ronnie Hernandez
 Technical fouls: Utah Valley-None. CSU Bakersfield-None.
 Attendance: 2677
 2018-19 Men's Basketball. Round: 0. CSU Bakersfield vs Utah Valley. Played at

Score by periods	1st	2nd	Total
Utah Valley	32	39	71
CSU Bakersfield	37	36	73

GAME 19

vs. UTRGV | Jan. 17, 2019
Orem, Utah | UCCU Center

UTRGV 61 • 9-11

#	Player	Total			3-Ptr			Rebounds			PF	TP	A	TO	Blk	Stl	Min
		FG-FGA	FG-FGA	FT-FTA	FG-FGA	FG-FGA	FT-FTA	Off	Def	Tot							
03	Terry Winn	f	5-12	0-0	5-6	0	2	2	3	15	2	3	0	3	27		
11	Lesley Varner Jr.	f	3-7	1-3	3-4	2	0	2	1	10	2	2	0	0	29		
14	Jason Levi	g	0-7	0-2	1-2	2	0	2	3	1	0	1	0	1	32		
22	Jordan Jackson	g	3-7	0-0	2-3	1	4	5	2	8	0	1	0	1	24		
23	Tyson Smith	g	2-8	1-5	2-3	1	1	2	5	7	2	4	1	1	30		
01	Solomon Hainna	g	1-2	0-0	3-4	1	2	3	3	5	1	1	0	1	14		
12	Ndene Gueye	g	1-3	0-0	0-0	1	3	4	2	2	0	1	0	0	10		
15	Uche Dibiamaka	g	1-5	0-1	1-2	0	3	3	1	3	0	1	0	0	13		
20	Johnny Crnogorac	g	4-6	0-1	2-2	1	2	3	2	10	0	1	0	2	15		
21	Isaiah Fontaine	g	0-1	0-0	0-1	0	0	0	1	0	0	0	0	0	3		
24	Marlon Williams	g	0-0	0-0	0-0	0	2	2	0	0	0	0	0	1	3		
	Team					3	0	3									
	Totals		20-58	2-12	19-27	12	19	31	23	61	7	16	1	10	200		

FG % 1st Half: 8-27 29.6% 2nd half: 12-31 38.7% Game: 20-58 34.5%
 3FG % 1st Half: 1-8 12.5% 2nd half: 1-4 25.0% Game: 2-12 16.7%
 FT % 1st Half: 10-14 71.4% 2nd half: 9-13 69.2% Game: 19-27 70.4%

Utah Valley 82 • 13-6

#	Player	Total			3-Ptr			Rebounds			PF	TP	A	TO	Blk	Stl	Min
		FG-FGA	FG-FGA	FT-FTA	FG-FGA	FG-FGA	FT-FTA	Off	Def	Tot							
44	Steele,Baylee	c	3-4	0-0	6-8	2	2	4	5	12	0	1	0	0	19		
00	White,Isaiah	g	1-2	0-0	2-4	0	1	1	4	4	0	3	1	0	18		
02	Toolson,Jake	g	4-5	2-2	6-6	1	7	8	0	16	2	2	0	1	31		
10	Nakwaasah,Ben	g	3-8	2-5	0-1	0	2	2	1	8	2	3	0	1	30		
11	Toolson,Conner	g	6-11	3-7	2-2	1	1	2	2	17	3	1	0	4	24		
03	Washington,TJ	g	3-3	1-1	3-4	0	3	3	3	10	8	5	0	0	24		
04	Fields,Cache	g	0-0	0-0	0-0	0	0	0	0	0	0	0	0	0	2		
05	Schenck,Hayden	g	0-0	0-0	2-2	0	1	1	2	2	0	0	0	1	8		
20	Cotton,Drew	g	0-2	0-1	0-0	0	0	0	0	0	0	1	0	0	4		
25	Lowell,Wyatt	g	2-4	2-3	0-0	0	4	4	3	6	0	1	0	1	19		
55	Harward,Richard	g	3-5	0-0	1-3	0	8	8	3	7	0	2	5	1	21		
	Team					1	2	3									
	Totals		25-44	10-19	22-30	5	31	36	23	82	15	19	6	9	200		

FG % 1st Half: 13-21 61.9% 2nd half: 12-23 52.2% Game: 25-44 56.8%
 3FG % 1st Half: 5-8 62.5% 2nd half: 5-11 45.5% Game: 10-19 52.6%
 FT % 1st Half: 12-14 85.7% 2nd half: 10-16 62.5% Game: 22-30 73.3%

Officials: Mike O'Neill, Lewis Garrison, Ronnie Hernandez
 Technical fouls: UTRGV-TEAM. Utah Valley-None.
 Attendance: 1907
 2018-19 Men's Basketball. Round: 0. UTRGV vs Utah Valley. Played at

Score by periods	1st	2nd	Total
UTRGV	27	34	61
Utah Valley	43	39	82

GAME 18

vs. Seattle U | Jan. 12, 2019
Orem, Utah | UCCU Center

Seattle U 78 • 12-6

#	Player	Total			3-Ptr			Rebounds			PF	TP	A	TO	Blk	Stl	Min
		FG-FGA	FG-FGA	FT-FTA	FG-FGA	FG-FGA	FT-FTA	Off	Def	Tot							
01	Myles Carter	f	3-11	0-1	10-14	3	7	10	4	16	2	5	3	0	38		
13	Morgan Means	g	7-17	4-10	2-2	1	1	2	5	20	4	3	0	2	39		
23	Terrell Brown	g	6-16	1-2	3-4	1	1	2	2	16	4	2	0	4	35		
24	Delante Jones	g	6-10	3-5	1-2	0	3	3	4	16	1	5	0	1	29		
35	Riley Grigsby	g	1-2	0-0	0-0	1	0	1	5	2	0	0	0	0	14		
02	Ian Burke	g	0-0	0-0	0-0	0	0	0	0	0	0	0	0	0	4		
10	Aaron Nettles	g	0-1	0-1	0-0	0	0	0	3	0	0	0	0	0	7		
12	Mattia Da Campo	g	0-2	0-0	6-6	6	3	9	4	6	1	2	0	1	26		
15	Treyvon Hopkins	g	0-0	0-0	2-2	3	0	3	3	2	0	0	0	0	8		
	Team					2	1	3									
	Totals		23-59	8-19	24-30	17	16	33	30	78	12	17	3	8	200		

FG % 1st Half: 16-32 50.0% 2nd half: 7-27 25.9% Game: 23-59 39.0%
 3FG % 1st Half: 7-13 53.8% 2nd half: 1-6 16.7% Game: 8-19 42.1%
 FT % 1st Half: 11-12 91.7% 2nd half: 13-18 72.2% Game: 24-30 80.0%

Utah Valley 88 • 12-6

#	Player	Total			3-Ptr			Rebounds			PF	TP	A	TO	Blk	Stl	Min
		FG-FGA	FG-FGA	FT-FTA	FG-FGA	FG-FGA	FT-FTA	Off	Def	Tot							
44	Steele,Baylee	c	2-4	0-1	2-2	3	1	4	2	6	0	0	0	2	16		
00	White,Isaiah	g	3-7	2-2	6-8	3	1	4	3	14	0	1	0	2	31		
02	Toolson,Jake	g	8-13	1-4	9-9	0	1	1	2	26	2	3	0	0	37		
10	Nakwaasah,Ben	g	3-7	1-3	3-6	0	1	1	2	10	2	2	0	2	28		
11	Toolson,Conner	g	2-5	2-2	1-2	0	1	1	3	7	0	2	1	2	31		
03	Washington,TJ	g	2-5	0-1	9-10	0	1	1	3	13	2	3	0	1	22		
20	Cotton,Drew	g	0-0	0-0	0-0	0	0	0	0	0	0	0	0	0	1		
25	Lowell,Wyatt	g	0-1	0-1	0-0	0	1	1	3	0	0	3	0	1	10		
55	Harward,Richard	g	4-4	0-0	4-6	2	13	15	4	12	2	0	1	0	24		
	Team					0	1	1									
	Totals		24-46	6-14	34-43	8	21	29	22	88	8	15	2	10	200		

FG % 1st Half: 11-24 45.8% 2nd half: 13-22 59.1% Game: 24-46 52.2%
 3FG % 1st Half: 3-9 33.3% 2nd half: 3-5 60.0% Game: 6-14 42.9%
 FT % 1st Half: 12-15 80.0% 2nd half: 22-28 78.6% Game: 34-43 79.1%

Officials: Dennis Flannery, Charles Robinson, Doran Gotschall
 Technical fouls: Seattle U-None. Utah Valley-None.
 Attendance: 3256
 2018-19 Men's Basketball. Round: 0. Seattle U vs Utah Valley. Played at

Score by periods	1st	2nd	Total
Seattle U	50	28	78
Utah Valley	37	51	88

GAME 20

vs. NM State | Jan. 19, 2019
Orem, Utah | UCCU Center

New Mexico St. 83 • 15-4

#	Player	Total			3-Ptr			Rebounds			PF	TP	A	TO	Blk	Stl	Min
		FG-FGA	FG-FGA	FT-FTA	FG-FGA	FG-FGA	FT-FTA	Off	Def	Tot							
22	Eli Chuha	f	6-7	0-0	8-10	3	11	14	3	20	1	4	0	3			



2018-19 BOX SCORES

GAME 21

at Kansas City | Jan. 24, 2019
Kansas City, Mo. | Swinney Recreation Center

Utah Valley 75 • 14-7 (3-3)

#	Player	Total			3-Ptr			Rebounds			PF	TP	A	TO	Blk	Stl	Min
		FG-FGA	FG-FGA	FT-FTA	FG-FGA	FG-FGA	FT-FTA	Off	Def	Tot							
25	Lowell, Wyatt	3-10	1-8	0-0	0	4	4	1	7	0	0	1	3	26			
44	Steele, Baylee	3-4	0-1	0-0	0	3	3	2	6	1	1	1	0	19			
02	Toolson, Jake	6-13	2-6	9-10	3	7	10	1	23	1	4	0	1	36			
03	Washington, TJ	5-9	1-1	0-0	0	3	3	4	11	6	6	0	2	30			
10	Nakwaasah, Ben	2-4	0-2	0-0	0	1	1	0	4	2	3	0	0	28			
05	Schenck, Hayden	2-3	0-0	4-7	0	2	2	0	8	2	1	0	0	25			
20	Cotton, Drew	0-0	0-0	0-0	0	0	0	1	0	1	0	0	2	15			
55	Harward, Richard	6-9	0-0	4-9	4	3	7	1	16	1	0	1	0	21			
Team					1			0									
Totals		27-52	4-18	17-26	8	23	31	10	75	14	15	3	8	200			
FG % 1st Half: 18-30		60.0%	2nd half: 9-22	40.9%	Game: 27-52	51.9%	Deadball Rebounds										
3FG % 1st Half: 2-9		22.2%	2nd half: 2-9	22.2%	Game: 4-18	22.2%											
FT % 1st Half: 2-3		66.7%	2nd half: 15-23	65.2%	Game: 17-26	65.4%											

UMKC 67 • 7-13 (2-3)

#	Player	Total			3-Ptr			Rebounds			PF	TP	A	TO	Blk	Stl	Min
		FG-FGA	FG-FGA	FT-FTA	FG-FGA	FG-FGA	FT-FTA	Off	Def	Tot							
05	Giles, Jordan	2-4	0-0	2-2	1	0	1	2	6	1	3	0	0	13			
30	Leek, Aleer	0-0	0-0	0-0	0	3	3	2	0	0	1	0	0	13			
00	Bishop, Xavier	8-13	4-6	2-2	0	1	1	3	22	4	3	0	0	37			
03	McKissic, Brandon	6-14	1-4	1-4	0	3	3	5	14	1	2	0	2	34			
33	Nesbitt Jr., Marvin	1-3	0-1	1-2	0	2	2	2	3	0	2	0	1	15			
02	Whitfield, Rob	3-5	3-4	0-0	0	2	2	2	9	1	1	0	1	33			
04	Dixon, Danny	3-5	0-0	0-0	0	4	4	5	6	1	1	0	1	19			
13	Allen, Jamel	2-5	1-4	0-0	0	2	2	3	5	0	2	1	0	25			
22	Suggs, Brandon	1-2	0-0	0-0	0	3	3	1	2	0	0	0	0	11			
Team					0			3									
Totals		26-51	9-19	6-10	1	23	24	25	67	8	15	1	5	200			
FG % 1st Half: 13-26		50.0%	2nd half: 13-25	52.0%	Game: 26-51	51.0%	Deadball Rebounds										
3FG % 1st Half: 3-9		33.3%	2nd half: 6-10	60.0%	Game: 9-19	47.4%											
FT % 1st Half: 1-4		25.0%	2nd half: 5-6	83.3%	Game: 6-10	60.0%											

Officials: Doran Gotschall, Don Berdahl, Matthew Rukasin
Technical fouls: Utah Valley-Harward, Richard. UMKC-None.
Attendance: 1076
FO: UMKC #4 (0:38.7), #3 (0:24.2)

Score by periods	1st	2nd	Total
Utah Valley	40	35	75
UMKC	30	37	67

GAME 22

at Chicago State | Jan. 26, 2019
Chicago, Illinois | Jones Convocation Center

Utah Valley 74 • 15-7

#	Player	Total			3-Ptr			Rebounds			PF	TP	A	TO	Blk	Stl	Min
		FG-FGA	FG-FGA	FT-FTA	FG-FGA	FG-FGA	FT-FTA	Off	Def	Tot							
44	Steele, Baylee	6-10	0-0	2-2	6	6	12	2	14	0	1	0	0	26			
00	White, Isaiah	1-4	0-2	1-2	1	3	4	2	3	0	2	1	1	21			
02	Toolson, Jake	5-11	1-3	5-7	1	2	3	2	16	3	2	0	0	33			
03	Washington, TJ	3-5	2-3	2-2	0	1	1	2	10	2	2	0	1	26			
10	Nakwaasah, Ben	2-7	0-3	6-7	1	1	2	0	10	6	3	0	0	31			
05	Schenck, Hayden	0-1	0-1	0-0	1	5	6	2	0	1	1	0	0	19			
20	Cotton, Drew	0-0	0-0	0-0	0	1	1	1	0	0	0	0	0	5			
25	Lowell, Wyatt	4-10	3-9	0-0	2	3	5	2	11	2	1	1	1	25			
55	Harward, Richard	4-7	0-0	2-4	2	3	5	5	10	0	1	0	0	14			
Team					0			0									
Totals		25-55	6-21	18-24	14	25	39	18	74	14	13	2	3	200			
FG % 1st Half: 11-27		40.7%	2nd half: 14-28	50.0%	Game: 25-55	45.5%	Deadball Rebounds										
3FG % 1st Half: 4-14		28.6%	2nd half: 2-7	28.6%	Game: 6-21	28.6%											
FT % 1st Half: 7-9		77.8%	2nd half: 11-15	73.3%	Game: 18-24	75.0%											

Chicago St. 60 • 3-17

#	Player	Total			3-Ptr			Rebounds			PF	TP	A	TO	Blk	Stl	Min
		FG-FGA	FG-FGA	FT-FTA	FG-FGA	FG-FGA	FT-FTA	Off	Def	Tot							
21	Cameron Bowles	7-10	1-2	2-3	2	6	8	2	17	0	3	1	0	38			
23	Patrick Szpir	2-2	0-0	2-3	1	1	2	4	6	1	1	0	0	20			
01	Rob Shaw	5-9	0-0	0-0	0	1	1	3	10	9	3	0	2	30			
03	Travon Bell	1-7	0-0	0-0	0	1	1	1	2	2	0	0	1	34			
10	Anthony Harris	6-13	1-6	4-7	0	4	4	3	17	3	2	0	2	39			
00	Ken Odiasa	2-5	0-0	2-2	1	1	2	2	6	0	0	0	0	12			
15	Noah Bigirumwami	1-2	0-0	0-0	0	1	1	4	2	0	2	0	0	10			
22	Michael Johnson	0-0	0-0	0-0	0	2	2	1	0	0	1	0	1	10			
32	Eugene Witherspoon	0-1	0-1	0-0	0	2	2	2	0	0	1	0	0	7			
Team					0			0									
Totals		24-49	2-15	10-15	4	19	23	22	60	15	14	1	6	200			
FG % 1st Half: 10-21		47.6%	2nd half: 14-28	50.0%	Game: 24-49	49.0%	Deadball Rebounds										
3FG % 1st Half: 0-5		0.0%	2nd half: 2-10	20.0%	Game: 2-15	13.3%											
FT % 1st Half: 1-3		33.3%	2nd half: 9-12	75.0%	Game: 10-15	66.7%											

Officials: Ronnie Hernary, James Ford, Lew Garrison
Technical fouls: Utah Valley-None. Chicago St.-None.
Attendance: 400
2018-19 Men's Basketball. Round: 0. Chicago St. vs Utah Valley. Played at .

Score by periods	1st	2nd	Total
Utah Valley	33	41	74
Chicago St.	21	39	60

GAME 23

vs. California Baptist | Jan. 30, 2019
Orem, Utah | UCCU Center

California Baptist 62 • 10-10

#	Player	Total			3-Ptr			Rebounds			PF	TP	A	TO	Blk	Stl	Min
		FG-FGA	FG-FGA	FT-FTA	FG-FGA	FG-FGA	FT-FTA	Off	Def	Tot							
24	Mike Henn	4-8	2-4	1-3	1	3	4	4	11	0	2	0	0	29			
35	Dejon Davis	0-0	0-0	1-2	1	5	6	3	1	3	1	2	23				
00	Milan Acquaaah	6-24	5-11	3-4	1	5	6	3	20	7	3	0	4	37			
05	Jeremy Smith	2-3	0-1	0-0	0	1	1	0	4	4	1	0	0	18			
15	Jordan Heading	2-8	1-3	0-0	0	2	2	2	5	4	3	0	0	26			
02	Marquise Mosley	0-0	0-0	1-2	0	0	0	1	1	0	0	0	0	10			
12	Glenn Morison	2-3	0-0	1-2	0	0	0	1	5	0	0	0	1	9			
25	Ty Rowell	2-3	0-1	0-0	1	2	3	1	4	0	3	0	0	29			
33	Zach Pirog	5-6	0-0	1-2	2	4	6	5	11	0	0	2	0	19			
Team					3			3									
Totals		23-55	8-20	8-15	9	25	34	20	62	16	15	3	7	200			
FG % 1st Half: 7-22		31.8%	2nd half: 16-33	48.5%	Game: 23-55	41.8%	Deadball Rebounds										
3FG % 1st Half: 0-5		0.0%	2nd half: 8-15	53.3%	Game: 8-20	40.0%											
FT % 1st Half: 4-6		66.7%	2nd half: 4-9	44.4%	Game: 8-15	53.3%											

Utah Valley 79 • 16-7

#	Player	Total			3-Ptr			Rebounds			PF	TP	A	TO	Blk	Stl	Min
		FG-FGA	FG-FGA	FT-FTA	FG-FGA	FG-FGA	FT-FTA	Off	Def	Tot							
44	Steele, Baylee	5-6	0-0	6-7	3	9	12	3	16	0	1	1	0	29			
00	White, Isaiah	5-9	2-3	3-7	1	3	4	2	15	1	1	0	0	27			
02	Toolson, Jake	6-12	5-9	0-0	0	3	3	2	17	2	2	0	1	31			
10	Nakwaasah, Ben	2-5	0-3	0-1	0	1	1	3	4	2	1	0	0	20			
11	Toolson, Conner	3-9	1-4	2-2	0	1	1	3	9	0	1	0	3	28			
03	Washington, TJ	3-5	1-1	4-4	0	4	4	1	11	4	2	0	1	24			
05	Schenck, Hayden	0-2	0-0	0-0	1	3	4	1	0	3	1	0	3	16			
25	Lowell, Wyatt	0-2	0-2	2-2	0	2	2	0	2	0	0	0	1	14			
55	Harward, Richard	2-5	0-0	1-1	0	0	0	1	5	0	0	0	1	11			
Team					2			1									
Totals		26-55	9-22	18-24	7	27	34	16	79	12	10	1	10	200			
FG % 1st Half: 13-26		50.0%	2nd half: 13-29	44.8%	Game: 26-55	47.3%	Deadball Rebounds										
3FG % 1st Half: 7-13		53.8%	2nd half: 2-9	22.2%	Game: 9-22	40.9%											
FT % 1st Half: 4-5		80.0%	2nd half: 14-19	73.7%	Game: 18-24	75.0%											

Officials: Larry Spaulding, Deldre Carr, Verne Harris
Technical fouls: California Baptist-None. Utah Valley-None.
Attendance: 4662
2018-19 Men's Basketball



2018-19 BOX SCORES

GAME 25

at UT Rio Grande Valley | Feb. 16, 2019
Edinburg, Texas | UTRGV Fieldhouse

Utah Valley 76 • 17-7, 6-4 WAC

##	Player	Total			3-Ptr			Rebounds			PF	TP	A	TO	Blk	Stl	Min
		FG-FGA	FG-FGA	FT-FTA	FG-FGA	FG-FGA	FT-FTA	Off	Def	Tot							
44	Steele,Baylee	c	2-6	0-0	2-2	2	5	7	1	6	0	1	0	1	16		
00	White,Isaiah	g	2-6	0-0	1-1	0	2	2	2	5	0	3	2	0	14		
02	Toolson,Jake	g	5-10	2-6	5-6	1	4	5	1	17	2	2	0	0	33		
10	Nakwaasah,Benjamin	g	3-7	3-4	1-2	0	3	3	1	10	3	1	0	0	26		
11	Toolson,Conner	g	4-9	0-3	0-0	0	2	2	3	8	1	0	0	1	32		
03	Washington,TJ	g	3-7	1-2	7-7	1	3	4	4	14	4	4	0	1	24		
05	Schenck,Hayden	g	0-1	0-1	2-3	0	0	0	2	0	0	0	2	18			
25	Lowell,Wyatt	g	1-4	0-3	2-2	0	3	3	1	4	1	0	0	0	13		
55	Harward,Richard	g	4-6	0-0	2-3	2	3	5	2	10	1	1	0	0	24		
	Team					5	2	7									
	Totals		24-56	6-19	22-26	11	27	38	15	76	12	12	2	5	200		

FG % 1st Half: 12-29 41.4% 2nd half: 12-27 44.4% Game: 24-56 42.9%
 3FG % 1st Half: 1-12 8.3% 2nd half: 5-7 71.4% Game: 6-19 31.6%
 FT % 1st Half: 3-6 50.0% 2nd half: 19-20 95.0% Game: 22-26 84.6%

UT Rio Grande Valley 64 • 15-13, 7-5 WAC

##	Player	Total			3-Ptr			Rebounds			PF	TP	A	TO	Blk	Stl	Min
		FG-FGA	FG-FGA	FT-FTA	FG-FGA	FG-FGA	FT-FTA	Off	Def	Tot							
03	Winn III, Terry	f	4-5	0-0	1-4	1	3	4	3	9	2	5	0	1	29		
11	Varner II, Lesley	f	6-10	0-1	3-6	3	2	5	1	15	1	0	0	2	23		
14	Levi, Javon	g	6-15	0-3	2-3	0	4	4	2	14	5	1	0	3	34		
22	Jackson, Jordan	g	2-3	0-1	0-0	0	2	2	3	4	3	2	2	0	24		
23	Smith, Tyson	g	2-10	1-5	2-2	0	1	1	3	7	2	1	0	1	28		
00	Bowie II, Greg	g	3-7	2-6	5-6	0	2	2	1	13	0	3	0	1	28		
10	Hainna, Solomon	g	1-3	0-0	0-0	0	1	1	2	2	0	1	1	0	15		
12	Gueye, Ndene	g	0-2	0-0	0-0	1	5	6	4	0	0	1	1	1	12		
15	Dibiamaka, Uche	g	0-0	0-0	0-0	0	0	0	0	0	0	0	0	0	3		
20	Crnogorac, Johnny	g	0-0	0-0	0-0	0	0	0	1	0	0	0	0	0	4		
	Team					2	3	5									
	Totals		24-55	3-16	13-21	7	23	30	20	64	13	13	4	9	200		

FG % 1st Half: 14-26 53.8% 2nd half: 10-29 34.5% Game: 24-55 43.6%
 3FG % 1st Half: 2-8 25.0% 2nd half: 1-8 12.5% Game: 3-16 18.8%
 FT % 1st Half: 1-4 25.0% 2nd half: 12-17 70.6% Game: 13-21 61.9%

Officials: Ruben Ramos, Randy Richardson, Charles Rydzak
 Technical fouls: Utah Valley-None. UT Rio Grande Valley-None.
 Attendance: 1123

Score by periods	1st	2nd	Total
Utah Valley	28	48	76
UT Rio Grande Valley	31	33	64

Points	In	Off	2nd	Fast	Bench
UVU	Paint	T/O	Chance	Break	
Utah Valley	34	8	7	4	30
UTRGV	26	13	8	4	15

Last FG - UVU 2nd-00:19, UTRGV 2nd-02:31.
 Largest lead - UVU by 13 2nd-00:19, UTRGV by 10 1st-11:25.
 UVU led for 09:59. UTRGV led for 26:37. Game was tied for 03:24.

Score tied - 6 times.
 Lead changed - 8 times.

GAME 27

vs. Kansas City | Feb. 23, 2019
Orem, Utah | UCCU Center

UMKC 67 • 10-18

##	Player	Total			3-Ptr			Rebounds			PF	TP	A	TO	Blk	Stl	Min
		FG-FGA	FG-FGA	FT-FTA	FG-FGA	FG-FGA	FT-FTA	Off	Def	Tot							
05	Giles, Jordan	f	1-6	0-2	3-4	0	4	4	2	5	1	2	1	1	28		
22	Suggs, Brandon	f	2-2	0-0	0-0	3	2	5	1	4	0	0	0	1	14		
00	Bishop, Xavier	g	8-17	3-9	0-1	0	4	4	3	19	6	4	0	1	36		
03	McKissic, Brandon	g	5-9	3-5	0-0	0	1	1	2	13	4	2	0	3	36		
33	Nesbitt Jr., Marvin	g	3-7	0-0	0-0	0	5	5	3	6	2	0	2	2	22		
02	Whitfield, Rob	g	2-6	0-3	0-0	2	1	3	1	4	1	0	0	0	17		
04	Dixon, Danny	g	5-10	2-2	4-4	0	2	2	1	16	1	0	0	0	19		
13	Allen, Jamel	g	0-3	0-2	0-0	0	0	0	2	0	0	0	2	2	15		
30	Leek, Aleer	g	0-0	0-0	0-0	0	1	1	3	0	0	1	0	1	13		
	Team					1	1	2									
	Totals		26-60	8-23	7-9	6	21	27	18	67	15	9	5	11	200		

FG % 1st Half: 12-28 42.9% 2nd half: 14-32 43.8% Game: 26-60 43.3%
 3FG % 1st Half: 6-14 42.9% 2nd half: 2-9 22.2% Game: 8-23 34.8%
 FT % 1st Half: 3-4 75.0% 2nd half: 4-5 80.0% Game: 7-9 77.8%

Utah Valley 79 • 19-8

##	Player	Total			3-Ptr			Rebounds			PF	TP	A	TO	Blk	Stl	Min
		FG-FGA	FG-FGA	FT-FTA	FG-FGA	FG-FGA	FT-FTA	Off	Def	Tot							
44	Steele,Baylee	c	6-10	0-0	3-3	5	7	12	3	15	1	2	1	1	27		
00	White,Isaiah	g	3-5	2-2	1-4	3	5	8	0	9	3	1	1	1	33		
02	Toolson,Jake	g	6-8	2-3	0-0	0	3	3	1	14	2	3	0	0	34		
10	Nakwaasah,Ben	g	3-6	1-2	0-0	0	2	2	1	7	6	5	0	0	24		
11	Toolson,Conner	g	6-13	3-8	0-0	1	4	5	1	15	1	0	0	0	35		
03	Washington,TJ	g	3-10	1-3	4-6	1	3	4	3	11	2	1	0	0	20		
05	Schenck,Hayden	g	0-0	0-0	2-2	2	0	2	0	2	1	0	0	1	7		
25	Lowell,Wyatt	g	0-1	0-1	0-1	0	3	3	0	0	0	1	0	0	8		
55	Harward,Richard	g	2-5	0-0	2-4	1	1	2	3	6	2	1	0	0	12		
	Team					2	2	4			1						
	Totals		29-58	9-19	12-20	15	30	45	12	79	18	15	2	3	200		

FG % 1st Half: 15-26 57.7% 2nd half: 14-32 43.8% Game: 29-58 50.0%
 3FG % 1st Half: 4-8 50.0% 2nd half: 5-11 45.5% Game: 9-19 47.4%
 FT % 1st Half: 5-9 55.6% 2nd half: 7-11 63.6% Game: 12-20 60.0%

Officials: Kevin Virginillo,Jon Stigliano,Mark Cook
 Technical fouls: UMKC-None. Utah Valley-None.
 Attendance: 3805
 2018-19 Men's Basketball. Round: 0. UMKC vs Utah Valley. Played at .

Score by periods	1st	2nd	Total
UMKC	33	34	67
Utah Valley	39	40	79

Points	In	Off	2nd	Fast	Bench
UMKC	Paint	T/O	Chance	Break	
Utah Valley	42	10	6	13	20
UMKC	30	10	22	8	19

Last FG - UMKC 2nd-00:00, UVU 2nd-00:09.
 Largest lead - UMKC by 8 1st-12:05, UVU by 15 2nd-00:09.
 UMKC led for 12:53. UVU led for 25:17. Game was tied for 01:50.

Score tied - 3 times.
 Lead changed - 8 times.

GAME 26

vs. Chicago State | Feb. 21, 2019
Orem, Utah | UCCU Center

Chicago St. 71 • 3-24

##	Player	Total			3-Ptr			Rebounds			PF	TP	A	TO	Blk	Stl	Min
		FG-FGA	FG-FGA	FT-FTA	FG-FGA	FG-FGA	FT-FTA	Off	Def	Tot							
21	Cameron Bowles	f	3-5	0-0	0-0	0	2	2	2	6	2	0	0	0	30		
23	Patrick Szpir	c	6-10	0-0	3-4	4	3	7	4	15	6	3	1	2	34		
01	Rob Shaw	g	7-14	1-3	0-1	0	2	2	4	15	3	4	0	0	25		
02	Delshon Strickland	g	3-7	1-3	0-0	0	0	0	2	7	0	1	0	0	17		
10	Anthony Harris	g	6-14	3-4	0-2	0	3	3	3	15	4	2	1	5	34		
00	Ken Odiase	g	1-2	0-0	1-1	0	0	0	1	3	0	0	0	0	6		
05	Jordan Reed	g	1-3	1-2	0-0	2	1	3	2	3	2	0	0	2	21		
15	Noah Bigirumwami	g	1-1	0-0	2-2	1	0	1	3	4	0	0	0	1	9		
22	Michael Johnson	g	0-2	0-0	1-2	0	0	0	1	1	1	3	0	0	10		
32	Eugene Witherspoon	g	1-1	0-0	0-0	0	1	1	1	2	1	2	1	2	14		
	Team					1	1	2									
	Totals		29-59	6-12	7-12	8	13	21	23	71	19	15	3	12	200		

FG % 1st Half: 17-27 63.0% 2nd half: 12-32 37.5% Game: 29-59 49.2%
 3FG % 1st Half: 3-6 50.0% 2nd half: 3-6 50.0% Game: 6-12 50.0%
 FT % 1st Half: 1-3 33.3% 2nd half: 6-9 66.7% Game: 7-12 58.3%

Utah Valley 103 • 18-8

##	Player	Total			3-Ptr			Rebounds			PF	TP	A	TO	Blk	Stl	Min
		FG-FGA	FG-FGA	FT-FTA	FG-FGA	FG-FGA	FT-FTA	Off	Def	Tot							
44	Steele,Baylee	c	3-3	0-0	3-4	0	4	4	1	9	1	0	0	0	21		
00	White,Isaiah	g	4-5	3-3	0-0	0	0	0	2	11	2	0	0	1	28		
02	Toolson,Jake	g	8-13	6-9	3-5	2	2	4	3	25	2	1	0	3	24		
10	Nakwaasah,Ben	g	2-5	1-3	1-2	0	4	4	0	6	7	4	0	0	24		
11	Toolson,Conner	g	5-14	3-8	0-0	1	1	2	0	13	2	2	0	1	24		
03	Washington,TJ	g	3-7	1-1	3-6	0	0	0	3	10	9	2	0	3	29		
04	Fields,Cache	g	0-1	0-1	0-0	0	1	1	0	0	0	0	0	0	3		
05	Schenck,Hayden	g	1-1	0-0	0-0	1	0	1	0	2	2	1	0	0	7		
20	Cotton,Drew	g	0-0	0-0	0-0	0	0	0	0	0	0	1	0	0	3		
25	Lowell,Wyatt	g	3-4	2-2	0-0	2	2	4	2	8	0	1	0	1	18		
55	Harward,Richard	g	8-10	0-0	3-3	8	8	16	1	19	0	1	0	0	19		
	Team					1	3	4									
	Totals		37-63	16-27	13-22	15	25	40	12	103	25						



2018-19 BOX SCORES

GAME 29

at California Baptist | March 2, 2019
Riverside, California | CBU Events Center

Utah Valley 64 • 21-8

#	Player	Total			3-Ptr			Rebounds			PF	TP	A	TO	Blk	Stl	Min
		FG-FGA	FG-FGA	FT-FTA	FG-FGA	FG-FGA	FT-FTA	Off	Def	Tot							
44	Steele,Baylee	c	3-7	0-0	8-9	8	2	10	3	14	0	1	1	0	24		
00	White,Isaiah	g	4-10	0-2	2-3	1	2	3	3	10	0	1	1	3	33		
02	Toolson,Jake	g	2-9	1-5	2-2	1	2	3	1	7	3	3	0	34			
10	Nakwaasah,Ben	g	2-6	1-2	0-0	0	2	2	1	5	3	2	0	25			
11	Toolson,Conner	g	5-15	3-7	0-0	1	7	8	0	13	1	2	0	2	36		
03	Washington,TJ	g	3-5	0-1	0-2	0	2	2	2	6	0	3	0	0	20		
25	Lowell,Wyatt	g	1-4	1-4	0-0	0	4	4	0	3	0	0	0	0	12		
55	Harward,Richard	g	2-6	0-0	2-2	4	2	6	3	6	1	1	0	0	16		
Team						5	2	7									
Totals			22-62	6-21	14-18	20	25	45	13	64	6	13	2	5	200		

FG % 1st Half: 14-32 43.8% 2nd half: 8-30 26.7% Game: 22-62 35.5% Deadball Rebounds 1
 3FG % 1st Half: 5-10 50.0% 2nd half: 1-11 9.1% Game: 6-21 28.6%
 FT % 1st Half: 6-7 85.7% 2nd half: 8-11 72.7% Game: 14-18 77.8%

California Baptist 63 • 15-13

#	Player	Total			3-Ptr			Rebounds			PF	TP	A	TO	Blk	Stl	Min
		FG-FGA	FG-FGA	FT-FTA	FG-FGA	FG-FGA	FT-FTA	Off	Def	Tot							
24	Mike Henn	f	0-1	0-1	0-0	0	1	1	1	0	1	0	0	0	0	9	
35	Dejon Davis	f	2-7	0-1	2-2	3	4	7	4	6	0	2	0	0	26		
00	Milan Acquah	g	9-23	3-10	0-0	1	3	4	2	21	3	4	0	2	40		
05	Jeremy Smith	g	1-6	0-2	0-0	1	6	7	1	2	4	0	0	1	30		
15	Jordan Heading	g	8-15	2-5	1-1	1	3	4	2	19	0	3	0	0	37		
02	Marquise Mosley	g	0-2	0-1	0-0	0	0	0	1	0	0	0	0	1	10		
12	Glenn Morison	g	0-0	0-0	0-0	1	0	1	0	0	1	0	0	0	4		
25	Ty Rowell	g	3-5	3-5	0-0	0	0	0	5	9	0	1	0	0	23		
33	Zach Pirog	g	2-4	0-0	2-4	4	4	8	4	6	0	1	5	0	21		
Team						3	2	5									
Totals			25-63	8-25	5-7	14	23	37	20	63	9	11	5	4	200		

FG % 1st Half: 13-36 36.1% 2nd half: 12-27 44.4% Game: 25-63 39.7% Deadball Rebounds 1
 3FG % 1st Half: 3-12 25.0% 2nd half: 5-13 38.5% Game: 8-25 32.0%
 FT % 1st Half: 2-3 66.7% 2nd half: 3-4 75.0% Game: 5-7 71.4%

Officials: Technical fouls: Utah Valley-None. California Baptist-None. Attendance: 4346
2018-19 Men's Basketball. Round: 0. California Baptist vs Utah Valley. Played at

Score by periods	1st	2nd	Total
Utah Valley	39	25	64
California Baptist	31	32	63

Last FG - UVU 2nd-04:08, CALBAP 2nd-03:52.
Largest lead - UVU by 10 1st-08:28, CALBAP by 3 2nd-05:06.
UVU led for 34:52. CALBAP led for 04:27. Game was tied for 00:41.

GAME 31

vs. CSU Bakersfield | March 9, 2019
Orem, Utah | UCCU Center

CSU Bakersfield 61 • 16-14

#	Player	Total			3-Ptr			Rebounds			PF	TP	A	TO	Blk	Stl	Min
		FG-FGA	FG-FGA	FT-FTA	FG-FGA	FG-FGA	FT-FTA	Off	Def	Tot							
04	James Suber	f	1-3	0-0	0-0	2	2	4	4	2	0	0	1	0	10		
00	Jarkel Joiner	g	3-13	1-2	0-0	0	2	2	1	7	1	0	0	0	27		
02	Rickey Holden	g	5-13	2-5	3-4	1	1	2	1	15	2	0	0	0	28		
10	Justin Edler-Davis	g	2-3	0-0	1-2	2	2	4	0	5	1	1	1	0	21		
21	Greg Lee	g	3-3	0-0	2-2	1	1	2	3	8	2	1	0	0	24		
01	Darius Williams	g	1-3	0-0	0-0	0	4	4	3	2	0	1	0	0	16		
03	Taze Moore	g	3-7	0-1	1-2	3	1	4	1	7	0	0	0	3	16		
05	Jeremiah Dickerson	g	0-0	0-0	5-9	0	0	0	0	5	0	0	0	1	6		
11	Kevin McNeal	g	2-5	0-0	0-0	0	2	2	1	4	0	2	0	0	15		
22	Justin McCall	g	1-2	0-0	2-2	1	1	2	0	4	0	0	0	2	12		
24	Bray Barnes	g	0-2	0-0	0-0	1	0	1	0	0	0	0	0	0	5		
25	Darrin Person	g	1-2	0-0	0-0	0	2	2	1	2	0	0	0	0	7		
35	Cartrell Thompson	g	0-0	0-0	0-0	1	1	2	2	0	0	1	1	1	13		
Team						2	2	4									
Totals			22-56	3-8	14-21	14	21	35	17	61	6	8	3	7	200		

FG % 1st Half: 11-28 39.3% 2nd half: 11-28 39.3% Game: 22-56 39.3% Deadball Rebounds 3
 3FG % 1st Half: 1-4 25.0% 2nd half: 2-4 50.0% Game: 3-8 37.5%
 FT % 1st Half: 4-6 66.7% 2nd half: 10-15 66.7% Game: 14-21 66.7%

Utah Valley 76 • 23-8

#	Player	Total			3-Ptr			Rebounds			PF	TP	A	TO	Blk	Stl	Min
		FG-FGA	FG-FGA	FT-FTA	FG-FGA	FG-FGA	FT-FTA	Off	Def	Tot							
25	Lowell,Wyatt	f	2-6	1-4	0-0	0	3	3	4	5	1	0	0	0	22		
44	Steele,Baylee	c	1-2	0-0	7-9	2	3	5	2	9	1	0	1	0	18		
02	Toolson,Jake	g	4-8	2-4	3-3	4	3	7	2	13	5	1	2	1	35		
10	Nakwaasah,Ben	g	4-10	3-7	0-0	0	1	1	2	11	5	4	0	1	30		
11	Toolson,Conner	g	9-15	4-8	0-0	0	2	2	1	22	3	0	1	0	35		
03	Washington,TJ	g	0-2	0-1	0-0	0	1	1	3	0	6	1	0	0	25		
04	Fields,Cache	g	0-2	0-1	0-0	0	0	0	1	0	0	0	0	0	2		
15	MacDougall,Connor	g	2-3	0-0	3-3	0	1	1	1	7	1	3	1	0	9		
20	Cotton,Drew	g	0-1	0-1	0-0	0	0	0	1	0	0	0	0	0	2		
55	Harward,Richard	g	3-3	0-0	3-7	2	9	11	3	9	0	0	3	0	22		
Team						1	1	2									
Totals			25-52	10-26	16-22	9	24	33	20	76	22	9	8	2	200		

FG % 1st Half: 8-25 32.0% 2nd half: 17-27 63.0% Game: 25-52 48.1% Deadball Rebounds 3
 3FG % 1st Half: 5-15 33.3% 2nd half: 5-11 45.5% Game: 10-26 38.5%
 FT % 1st Half: 11-15 73.3% 2nd half: 5-7 71.4% Game: 16-22 72.7%

Officials: Technical fouls: CSU Bakersfield-TEAM. Utah Valley-None. Attendance: 4167
2018-19 Men's Basketball. Round: 0. CSU Bakersfield vs Utah Valley. Played at

Score by periods	1st	2nd	Total
CSU Bakersfield	27	34	61
Utah Valley	32	44	76

GAME 30

vs. Grand Canyon | March 7, 2019
Orem, Utah | UCCU Center

Grand Canyon 70 • 18-11

#	Player	Total			3-Ptr			Rebounds			PF	TP	A	TO	Blk	Stl	Min
		FG-FGA	FG-FGA	FT-FTA	FG-FGA	FG-FGA	FT-FTA	Off	Def	Tot							
04	Oscar Frayer	f	2-5	0-2	0-0	3	4	7	2	4	0	2	0	1	16		
25	Alessandro Lever	f	6-11	2-3	1-2	0	3	3	4	15	0	1	0	0	29		
43	Michael Finke	f	3-5	0-1	4-4	1	4	5	2	10	1	3	0	2	33		
11	Damari Milstead	g	6-12	1-4	2-4	1	1	2	0	15	4	2	0	1	29		
23	Carlos Johnson	g	5-13	3-5	2-2	1	0	1	2	15	2	7	0	4	29		
02	Trey Drechsel	g	4-10	0-1	3-3	1	8	9	5	11	3	0	0	2	25		
05	Matt Jackson	g	0-4	0-2	0-0	0	2	2	2	0	1	0	0	0	18		
24	Tim Finke	g	0-1	0-1	0-0	0	1	1	0	0	1	0	1	0	21		
Team						0	0	0									
Totals			26-61	6-19	12-15	7	23	30	17	70	12	15	1	10	200		

FG % 1st Half: 15-35 42.9% 2nd half: 11-26 42.3% Game: 26-61 42.6% Deadball Rebounds 2
 3FG % 1st Half: 4-14 28.6% 2nd half: 2-5 40.0% Game: 6-19 31.6%
 FT % 1st Half: 5-6 83.3% 2nd half: 7-9 77.8% Game: 12-15 80.0%

Utah Valley 82 • 22-8

#	Player	Total			3-Ptr			Rebounds			PF	TP	A	TO	Blk	Stl	Min
		FG-FGA	FG-FGA	FT-FTA	FG-FGA	FG-FGA	FT-FTA	Off	Def	Tot							
44	Steele,Baylee	c	1-3	0-0	0-0	1	6	7	2	2	0	3	1	0	17		
00	White,Isaiah	g	2-6	1-3	0-1	1	0	1	2	5	0	4	0	1	31		
02	Toolson,Jake	g	6-11	4-6	3-3	0	8	8	1	19	7	3	0	0	34		
10	Nakwaasah,Ben	g	2-6	2-4	3-4	0	3	3	1	9	6	1	0	3	29		
11	Toolson,Conner	g	6-14	3-7	3-3	1	1	2	2	18	0	3	0	2	33		
03	Washington,TJ	g	2-3	0-0	0-0	0	0	0	5	4	2	4	0	2	17		
04	Fields,Cache	g	0-1	0-1	0-0	0	0	0	0	0	0	0	0	0	1		
15	MacDougall,Connor	g	2-2	0-0	1-2	0	0	0	0	5	2	2	0	0	5		
20	Cotton,Drew	g	0-0	0-0	0-0	0	0	0	0	0	0	0	0	0	1		
25	Lowell,Wyatt	g	2-3														



2018-19 OVERALL COMBINED STATS

RECORD:	OVERALL	HOME	AWAY	NEUTRAL
ALL GAMES	24-8	13-1	8-7	3-0
CONFERENCE	12-4	7-1	5-3	0-0
NON-CONFERENCE	12-4	6-0	3-4	3-0

#	Player	gp-gs	min	avg	Total		3-Point		F-Throw		Rebounds					pts	avg									
					fg-fga	fg%	3fg-fga	3fg%	ft-fa	ft%	off	def	tot	avg	pf			dq	a	to	blk	stl				
02	Toolson, Jake	32-32	1073	33.5	176-320	.550	65-139	.468	96-113	.850	28	119	147	4.6	55	0	70	70	6	16	513	16.0				
11	Toolson, Conner	30-30	953	31.8	147-332	.443	62-176	.352	43-54	.796	13	78	91	3.0	59	0	32	36	10	46	399	13.3				
10	Nakwaasah, Ben	32-21	805	25.2	89-221	.403	43-112	.384	54-76	.711	3	88	91	2.8	46	0	102	66	2	20	275	8.6				
00	White, Isaiah	30-29	744	24.8	82-196	.418	27-71	.380	61-94	.649	33	97	130	4.3	60	1	28	44	17	23	252	8.4				
15	MacDougall, Connor	20-0	303	15.2	65-96	.677	0-0	.000	37-54	.685	24	32	56	2.8	50	2	19	22	9	5	167	8.4				
44	Steele, Baylee	32-32	652	20.4	87-149	.584	1-5	.200	84-114	.737	72	155	227	7.1	74	1	20	39	15	13	259	8.1				
03	Washington, TJ	32-14	761	23.8	82-188	.436	22-53	.415	68-97	.701	4	68	72	2.3	79	3	123	96	1	33	254	7.9				
55	Harward, Richard	26-0	348	13.4	60-96	.625	0-0	.000	46-74	.622	39	84	123	4.7	48	1	14	13	14	4	166	6.4				
25	Lowell, Wyatt	32-2	506	15.8	54-129	.419	38-100	.380	7-10	.700	12	69	81	2.5	69	1	16	27	6	15	153	4.8				
05	Schenck, Hayden	11-0	146	13.3	7-14	.500	0-4	.000	17-22	.773	9	11	20	1.8	13	0	13	7	0	9	31	2.8				
04	Fields, Cache	10-0	21	2.1	1-8	.125	1-5	.200	0-0	.000	0	1	1	0.1	3	0	0	0	0	0	3	0.3				
20	Cotton, Drew	20-0	91	4.6	1-8	.125	0-5	.000	0-2	.000	1	7	8	0.4	9	0	5	3	0	3	2	0.1				
Team											45	58	103												8	
Total.....		32	6403		851-1757	.484	259-670	.387	513-710	.723	283	867	1150	35.9	565	9	442	431	80	187	2474	77.3				
Opponents.....		32	6400		802-1882	.426	237-679	.349	405-565	.717	287	732	1019	31.8	641	-	414	380	88	220	2246	70.2				

TEAM STATISTICS	UVU	OPP	Date	Opponent	Score	Att.	
SCORING	2474	2246	11/06/18	WESTMINSTER (UT)	w 96-71	4327	
Points per game	77.3	70.2	11/09/18	at BYU	L 65-75	14628	
Scoring margin	+7.1	-	11/11/18	at Saint Mary's (CA)	L 63-92	2751	
FIELD GOALS-ATT	851-1757	802-1882	11/16/18	at Utah State	L 46-65	6474	
Field goal pct	.484	.426	11/19/18	vs Hartford	w 72-65	0	
3 POINT FG-ATT	259-670	237-679	11/21/18	vs Long Beach	w 87-72	0	
3-point FG pct	.387	.349	11/24/18	NORTH DAKOTA	w 74-68	1938	
3-pt FG made per game	8.1	7.4	11/28/18	WESTERN COLORADO	w 82-59	1703	
FREE THROWS-ATT	513-710	405-565	12/01/18	DENVER	w 98-75	2613	
Free throw pct	.723	.717	12/06/18	at Arizona	L 69-80	13724	
F-Throws made per game	16.0	12.7	12/08/18	at Northern Arizona	w 98-78	1532	
REBOUNDS	1150	1019	12/15/18	at Weber State	w 75-63	7021	
Rebounds per game	35.9	31.8	12/19/18	IDAHO ST.	w 88-77	1994	
Rebounding margin	+4.1	-	12/22/18	SAM HOUSTON ST.	w 85-79	1920	
ASSISTS	442	414	12/29/18	at Fresno State	w 64-60	5217	
Assists per game	13.8	12.9	* 01/03/19	at Grand Canyon	L 60-71	7205	
TURNOVERS	431	380	* 01/05/19	at CSU Bakersfield	L 71-73	2677	
Turnovers per game	13.5	11.9	* 01/12/19	SEATTLE U	w 88-78	3258	
Turnover margin	-1.6	-	* 01/17/19	UTRGV	w 82-61	1907	
Assist/turnover ratio	1.0	1.1	* 01/19/19	NEW MEXICO ST.	L 78-83	4521	
STEALS	187	220	* 01/24/19	at UMKC	w 75-67	1076	
Steals per game	5.8	6.9	* 01/26/19	at Chicago St.	w 74-60	400	
BLOCKS	80	88	* 01/30/19	CALIFORNIA BAPTIST	w 79-62	4662	
Blocks per game	2.5	2.8	* 02/14/19	at New Mexico St.	L 77-84	4628	
ATTENDANCE	43610	75595	* 02/16/19	at UTRGV	w 76-64	1123	
Home games-Avg/Game	14-3115	15-4917	* 02/21/19	CHICAGO ST.	w 103-71	2898	
Neutral site-Avg/Game	-	3-612	* 02/23/19	UMKC	w 79-67	3805	
			* 02/26/19	at Seattle U	w 77-68	956	
Score by Periods	1st	2nd	Totals	* 03/02/19	at California Baptist	w 64-63	4346
Utah Valley	1190	1284	2474	* 03/07/19	GRAND CANYON	w 82-70	3897
Opponents	1041	1205	2246	* 03/09/19	CSU BAKERSFIELD	w 76-61	4167
				03/14/19	vs UMKC	w 71-64	1837

* - Conference game



2018-19 WAC ONLY COMBINED STATS

RECORD:	OVERALL	HOME	AWAY	NEUTRAL
ALL GAMES	12-4	7-1	5-3	0-0
CONFERENCE	12-4	7-1	5-3	0-0
NON-CONFERENCE	0-0	0-0	0-0	0-0

#	Player	gp-gs	min	avg	Total		3-Point		F-Throw		Rebounds					a	to	blk	stl	pts	avg			
					fg-fga	fg%	3fg-fga	3fg%	ft-fa	ft%	off	def	tot	avg	pf							dq		
02	Toolson, Jake	16-16	541	33.8	88-163	.540	36-76	.474	55-63	.873	16	59	75	4.7	22	0	36	37	4	9	267	16.7		
11	Toolson, Conner	14-14	446	31.9	61-155	.394	26-78	.333	17-21	.810	6	35	41	2.9	27	0	15	17	4	18	165	11.8		
55	Harward, Richard	15-0	278	18.5	52-79	.658	0-0	.000	40-64	.625	28	72	100	6.7	37	1	12	10	13	3	144	9.6		
10	Nakwaasah, Ben	16-16	439	27.4	49-114	.430	24-58	.414	23-35	.657	1	32	33	2.1	23	0	60	38	1	11	145	9.1		
44	Steele, Baylee	16-16	330	20.6	45-76	.592	1-3	.333	53-62	.855	42	73	115	7.2	42	1	8	17	6	7	144	9.0		
15	MacDougall, Connor	4-0	42	10.5	10-14	.714	0-0	.000	12-13	.923	1	1	2	0.5	9	1	3	8	1	0	32	8.0		
03	Washington, TJ	16-2	347	21.7	38-84	.452	10-21	.476	42-52	.808	2	32	34	2.1	44	1	59	47	1	14	128	8.0		
00	White, Isaiah	14-14	347	24.8	35-76	.461	14-25	.560	25-43	.581	13	34	47	3.4	34	0	8	27	8	12	109	7.8		
25	Lowell, Wyatt	16-2	263	16.4	30-69	.435	22-56	.393	4-6	.667	5	43	48	3.0	30	0	6	11	2	8	86	5.4		
05	Schenck, Hayden	9-0	123	13.7	5-11	.455	0-3	.000	11-16	.688	7	11	18	2.0	10	0	11	5	0	8	21	2.3		
04	Fields, Cache	4-0	8	2.0	0-4	.000	0-3	.000	0-0	.000	0	1	1	0.3	1	0	0	0	0	0	0	0.0		
20	Cotton, Drew	10-0	36	3.6	0-3	.000	0-2	.000	0-2	.000	1	1	2	0.2	3	0	2	2	0	2	0	0.0		
Team											23	19	42						4					
Total.....		16	3200		413-848	.487	133-325	.409	282-377	.748	145	413	558	34.9	282	4	220	223	40	92	1241	77.6		
Opponents.....		16	3200		397-929	.427	104-310	.335	205-286	.717	154	340	494	30.9	330	-	203	196	41	118	1103	68.9		

TEAM STATISTICS	UVU	OPP	Date	Opponent	Score	Att.
SCORING	1241	1103	* 01/03/19	at Grand Canyon	L 60-71	7205
Points per game	77.6	68.9	* 01/05/19	at CSU Bakersfield	L 71-73	2677
Scoring margin	+8.6	-	* 01/12/19	SEATTLE U	w 88-78	3258
FIELD GOALS-ATT	413-848	397-929	* 01/17/19	UTRGV	w 82-61	1907
Field goal pct	.487	.427	* 01/19/19	NEW MEXICO ST.	L 78-83	4521
3 POINT FG-ATT	133-325	104-310	* 01/24/19	at UMKC	w 75-67	1076
3-point FG pct	.409	.335	* 01/26/19	at Chicago St.	w 74-60	400
3-pt FG made per game	8.3	6.5	* 01/30/19	CALIFORNIA BAPTIST	w 79-62	4662
FREE THROWS-ATT	282-377	205-286	* 02/14/19	at New Mexico St.	L 77-84	4628
Free throw pct	.748	.717	* 02/16/19	at UTRGV	w 76-64	1123
F-Throws made per game	17.6	12.8	* 02/21/19	CHICAGO ST.	w 103-71	2898
REBOUNDS	558	494	* 02/23/19	UMKC	w 79-67	3805
Rebounds per game	34.9	30.9	* 02/26/19	at Seattle U	w 77-68	956
Rebounding margin	+4.0	-	* 03/02/19	at California Baptist	w 64-63	4346
ASSISTS	220	203	* 03/07/19	GRAND CANYON	w 82-70	3897
Assists per game	13.8	12.7	* 03/09/19	CSU BAKERSFIELD	w 76-61	4167
TURNOVERS	223	196	* - Conference game			
Turnovers per game	13.9	12.3				
Turnover margin	-1.7	-				
Assist/turnover ratio	1.0	1.0				
STEALS	92	118				
Steals per game	5.8	7.4				
BLOCKS	40	41				
Blocks per game	2.5	2.6				
ATTENDANCE	29115	22411				
Home games-Avg/Game	8-3639	8-2801				
Neutral site-Avg/Game	-	0-0				

Score by Periods	1st	2nd	Totals
Utah Valley	591	650	1241
Opponents	518	585	1103



2018-19 Game-by-Game Highs

Opponent	Date	Score	Points	Rebounds	Assists	Steals	Blocked shots
WESTMINSTER (UT)	11/06/18	96-71	22-Toolson, Jake	8-White, Isaiah	6-Washington, TJ	2-Toolson, Conner Nakwaasah, Ben Steele, Baylee	1-Nakwaasah, Ben
at BYU	11/09/18	65-75	14-Toolson, Jake	19-Steele, Baylee	4-Washington, TJ	2-Toolson, Conner	1-White, Isaiah Toolson, Jake
at Saint Mary's (CA)	11/11/18	63-92	15-Toolson, Jake	6-Steele, Baylee	5-Toolson, Conner	1-Washington, TJ Lowell, Wyatt MacDougall, Connor Nakwaasah, Ben Cotton, Drew	2-Steele, Baylee
at Utah State	11/16/18	46-65	14-Washington, TJ	6-Washington, TJ White, Isaiah Steele, Baylee	1-Toolson, Conner MacDougall, Connor Lowell, Wyatt Cotton, Drew Toolson, Jake Washington, TJ	4-Toolson, Conner	2-Steele, Baylee Lowell, Wyatt
vs Hartford	11/19/18	72-65	23-Toolson, Conner	7-Toolson, Conner Steele, Baylee	4-Washington, TJ	3-Washington, TJ	1-White, Isaiah
vs Long Beach	11/21/18	87-72	20-Toolson, Jake	10-Steele, Baylee	5-Nakwaasah, Ben	2-Toolson, Conner Washington, TJ	1-Toolson, Conner
NORTH DAKOTA	11/24/18	74-68	17-Toolson, Jake	7-Steele, Baylee White, Isaiah	9-Washington, TJ	2-Washington, TJ	2-White, Isaiah
WESTERN COLORADO	11/28/18	82-59	19-Toolson, Jake	10-Steele, Baylee	9-Washington, TJ	2-Toolson, Conner	2-Toolson, Conner MacDougall, Connor
DENVER	12/01/18	98-75	26-Toolson, Conner	8-Steele, Baylee	6-Washington, TJ	3-Toolson, Conner	None
at Arizona	12/06/18	69-80	20-Toolson, Jake	8-Toolson, Jake	2-Lowell, Wyatt MacDougall, Connor	2-Washington, TJ Toolson, Conner	2-Steele, Baylee
at Northern Arizona	12/8/18	98-78	19-White, Isaiah	7-White, Isaiah	7-Washington, TJ	2-Washington, TJ Lowell, Wyatt	2-White, Isaiah
at Weber State	12/15/18	75-63	19-Toolson, Jake	12-Toolson, Jake	4-Nakwaasah, Ben	2-Nakwaasah, Ben	1-Steele, Baylee MacDougall, Connor
IDAHO ST.	12/19/18	88-77	28-MacDougall, Conno	10-MacDougall, Conno	7-Nakwaasah, Ben	4-Toolson, Conner	1-White, Isaiah MacDougall, Connor
SAM HOUSTON ST.	12/22/18	85-79	20-Toolson, Jake	6-Nakwaasah, Ben MacDougall, Connor	5-Washington, TJ	3-White, Isaiah	1-Toolson, Jake Steele, Baylee MacDougall, Connor Toolson, Conner
at Fresno State	12/29/18	64-60	15-Toolson, Jake	6-Nakwaasah, Ben Toolson, Conner	3-Washington, TJ	3-White, Isaiah	None
at Grand Canyon	01/03/19	60-71	15-Nakwaasah, Ben	8-White, Isaiah Toolson, Jake	2-Washington, TJ	1-Washington, TJ Toolson, Jake Nakwaasah, Ben	2-White, Isaiah
at CSU Bakersfield	01/05/19	71-73	14-MacDougall, Conno	7-White, Isaiah	5-Nakwaasah, Ben	2-Steele, Baylee	None
SEATTLE U	01/12/19	88-78	26-Toolson, Jake	15-Harward, Richard	2-Nakwaasah, Ben Harward, Richard Toolson, Jake Washington, TJ	2-Toolson, Conner Steele, Baylee Nakwaasah, Ben White, Isaiah	1-Toolson, Conner Harward, Richard
UTRGV	01/17/19	82-61	17-Toolson, Conner	8-Toolson, Jake Harward, Richard	8-Washington, TJ	4-Toolson, Conner	5-Harward, Richard
NEW MEXICO ST.	01/19/19	78-83	26-Toolson, Jake	5-Toolson, Conner	3-Nakwaasah, Ben	1-Washington, TJ Harward, Richard Steele, Baylee	1-Toolson, Conner
at UMKC	1/24/19	75-67	23-Toolson, Jake	10-Toolson, Jake	6-Washington, TJ	3-Lowell, Wyatt	1-Steele, Baylee

**2018-19 Game-by-Game Highs**

Opponent	Date	Score	Points	Rebounds	Assists	Steals	Blocked shots
at Chicago St.	01/26/19	74-60	16-Toolson, Jake	12-Steele, Baylee	6-Nakwaasah, Ben	1-White, Isaiah Lowell, Wyatt Washington, TJ	Harward, Richard Lowell, Wyatt 1-White, Isaiah Lowell, Wyatt
CALIFORNIA BAPTIST	01/30/19	79-62	17-Toolson, Jake	12-Steele, Baylee	4-Washington, TJ	3-Toolson, Conner Schenck, Hayden	1-Steele, Baylee
at New Mexico St.	02/14/19	77-84	18-Nakwaasah, Ben	12-Steele, Baylee	4-Washington, TJ	1-Toolson, Conner Schenck, Hayden Washington, TJ White, Isaiah Toolson, Jake	2-Toolson, Jake
at UTRGV	02/16/19	76-64	17-Toolson, Jake	7-Steele, Baylee	4-Washington, TJ	2-Schenck, Hayden	2-White, Isaiah
CHICAGO ST.	02/21/19	103-71	25-Toolson, Jake	16-Harward, Richard	9-Washington, TJ	3-Washington, TJ Toolson, Jake	None
UMKC	02/23/19	79-67	15-Toolson, Conner Steele, Baylee	12-Steele, Baylee	6-Nakwaasah, Ben	1-Steele, Baylee Schenck, Hayden White, Isaiah	1-Steele, Baylee White, Isaiah
at Seattle U	02/26/19	77-68	25-Toolson, Jake	10-Harward, Richard	5-Nakwaasah, Ben	2-Nakwaasah, Ben	1-Nakwaasah, Ben Harward, Richard Washington, TJ
at California Baptist	03/02/19	64-63	14-Steele, Baylee	10-Steele, Baylee	3-Nakwaasah, Ben	3-White, Isaiah	1-White, Isaiah Steele, Baylee
GRAND CANYON	03/07/19	82-70	19-Toolson, Jake	8-Harward, Richard Toolson, Jake	7-Toolson, Jake	3-Nakwaasah, Ben	1-Harward, Richard Steele, Baylee
CSU BAKERSFIELD	03/09/19	76-61	22-Toolson, Conner	11-Harward, Richard	6-Washington, TJ	1-Toolson, Jake Nakwaasah, Ben	3-Harward, Richard
vs UMKC	03/14/19	71-64	21-Toolson, Conner	8-Harward, Richard	2-Toolson, Jake Nakwaasah, Ben	2-Toolson, Conner	1-Lowell, Wyatt



2018-19 Individual Game Highs

2018-19 Opponent Individual Game Highs

Points	28	MacDougall, Connor vs Idaho St. (12/19/18)
	26	Toolson, Jake vs New Mexico St. (01/19/19)
	26	Toolson, Jake vs Seattle U (01/12/19)
	26	Toolson, Conner vs Denver (12/01/18)
	25	Toolson, Jake at Seattle U (02/26/19)
	25	Toolson, Jake vs Chicago St. (02/21/19)
Field Goals Made	12	MacDougall, Connor vs Idaho St. (12/19/18)
	11	Toolson, Jake vs New Mexico St. (01/19/19)
Field Goal Att.	17	Toolson, Conner vs UMKC (03/14/19)
	16	Toolson, Jake vs Western Colorado (11/28/18)
FG Pct (min 5 made)	1.000 (12-12)	MacDougall, Connor vs Idaho St. (12/19/18)
	1.000 (8-8)	Toolson, Jake vs Long Beach (11/21/18)
	1.000 (6-6)	Toolson, Jake vs Sam Houston St. (12/22/18)
	1.000 (5-5)	Harward, Richard vs Grand Canyon (03/07/19)
3-Point FG Made	6	Toolson, Jake vs Chicago St. (02/21/19)
	5	Toolson, Jake vs California Baptist (01/30/19)
	5	Toolson, Conner vs Denver (12/01/18)
3-Point FG Att.	10	Toolson, Conner vs Denver (12/01/18)
	9	Toolson, Conner vs UMKC (03/14/19)
	9	Toolson, Jake vs Chicago St. (02/21/19)
	9	Toolson, Jake vs California Baptist (01/30/19)
	9	Lowell, Wyatt at Chicago St. (01/26/19)
	9	Toolson, Conner at Arizona (12/06/18)
	9	Toolson, Conner vs Western Colorado (11/28/18)
3-Pt FG Pct (min 2 made)	1.000 (4-4)	Lowell, Wyatt vs New Mexico St. (01/19/19)
	1.000 (3-3)	White, Isaiah vs Chicago St. (02/21/19)
	1.000 (3-3)	Nakwaasah, Ben vs Long Beach (11/21/18)
	1.000 (2-2)	White, Isaiah vs UMKC (02/23/19)
	1.000 (2-2)	Lowell, Wyatt vs Chicago St. (02/21/19)
	1.000 (2-2)	Toolson, Jake vs UTRGV (01/17/19)
	1.000 (2-2)	White, Isaiah vs Seattle U (01/12/19)
	1.000 (2-2)	Toolson, Conner vs Seattle U (01/12/19)
	1.000 (2-2)	Lowell, Wyatt at CSU Bakersfield (01/05/19)
	1.000 (2-2)	Toolson, Jake vs Sam Houston St. (12/22/18)
	1.000 (2-2)	Toolson, Jake vs Long Beach (11/21/18)
	1.000 (2-2)	Lowell, Wyatt vs Westminster (UT) (11/06/18)
Free Throws Made	9	Toolson, Jake at UMKC (01/24/19)
	9	Washington, TJ vs Seattle U (01/12/19)
	9	Toolson, Jake vs Seattle U (01/12/19)
Free Throw Att.	10	Toolson, Jake at UMKC (01/24/19)
	10	Washington, TJ vs Seattle U (01/12/19)
	10	Steele, Baylee vs Long Beach (11/21/18)
FT Pct (min 3 made)	1.000 (9-9)	Toolson, Jake vs Seattle U (01/12/19)
	1.000 (8-8)	Toolson, Jake vs Idaho St. (12/19/18)
	1.000 (7-7)	Washington, TJ at UTRGV (02/16/19)
	1.000 (7-7)	Toolson, Jake at Arizona (12/06/18)
	1.000 (6-6)	Washington, TJ at New Mexico St. (02/14/19)
	1.000 (6-6)	Toolson, Jake vs UTRGV (01/17/19)
	1.000 (6-6)	MacDougall, Connor at CSU Bakersfield (01/05/19)
	1.000 (6-6)	Steele, Baylee at Grand Canyon (01/03/19)
	1.000 (6-6)	Steele, Baylee vs Sam Houston St. (12/22/18)
	1.000 (6-6)	Toolson, Jake vs Sam Houston St. (12/22/18)
	1.000 (6-6)	Nakwaasah, Ben vs Idaho St. (12/19/18)
	1.000 (4-4)	Schenck, Hayden vs UMKC (03/14/19)
	1.000 (4-4)	Washington, TJ vs California Baptist (01/30/19)
	1.000 (4-4)	White, Isaiah at Northern Arizona (12/08/18)
	1.000 (4-4)	Washington, TJ at Utah State (11/16/18)
	1.000 (4-4)	White, Isaiah vs Westminster (UT) (11/06/18)
	1.000 (3-3)	Toolson, Conner vs UMKC (03/14/19)
	1.000 (3-3)	MacDougall, Connor vs CSU Bakersfield (03/09/19)
	1.000 (3-3)	Toolson, Jake vs CSU Bakersfield (03/09/19)
	1.000 (3-3)	Toolson, Conner vs Grand Canyon (03/07/19)
	1.000 (3-3)	Toolson, Jake vs Grand Canyon (03/07/19)
	1.000 (3-3)	Steele, Baylee vs UMKC (02/23/19)
	1.000 (3-3)	Harward, Richard vs Chicago St. (02/21/19)
	1.000 (3-3)	Nakwaasah, Ben at Fresno State (12/29/18)
	1.000 (3-3)	White, Isaiah vs Idaho St. (12/19/18)
	1.000 (3-3)	Nakwaasah, Ben vs Hartford (11/19/18)
Rebounds	19	Steele, Baylee at BYU (11/09/18)
	16	Harward, Richard vs Chicago St. (02/21/19)
Assists	9	Washington, TJ vs Chicago St. (02/21/19)
	9	Washington, TJ vs Western Colorado (11/28/18)
	9	Washington, TJ vs North Dakota (11/24/18)
Steals	4	Toolson, Conner vs UTRGV (01/17/19)
	4	Toolson, Conner vs Idaho St. (12/19/18)
	4	Toolson, Conner at Utah State (11/16/18)
Blocked Shots	5	Harward, Richard vs UTRGV (01/17/19)
	3	Harward, Richard vs CSU Bakersfield (03/09/19)
Turnovers	6	Washington, TJ at UMKC (01/24/19)
	5	Nakwaasah, Ben vs UMKC (02/23/19)
	5	Washington, TJ vs New Mexico St. (01/19/19)
	5	Washington, TJ vs UTRGV (01/17/19)
	5	Toolson, Jake at CSU Bakersfield (01/05/19)
	5	Washington, TJ vs Hartford (11/19/18)
	5	Washington, TJ at Utah State (11/16/18)
	5	Toolson, Jake at Utah State (11/16/18)
Fouls	5	Washington, TJ vs Grand Canyon (03/07/19)
	5	Harward, Richard at Chicago St. (01/26/19)
	5	Steele, Baylee vs UTRGV (01/17/19)
	5	MacDougall, Connor at Grand Canyon (01/03/19)
	5	White, Isaiah vs Idaho St. (12/19/18)
	5	Washington, TJ at Arizona (12/06/18)
	5	MacDougall, Connor at Utah State (11/16/18)
	5	Washington, TJ at BYU (11/09/18)
	5	Lowell, Wyatt vs Westminster (UT) (11/06/18)
Minutes	40	Toolson, Jake at Seattle U (02/26/19)
	38	Toolson, Conner at Seattle U (02/26/19)
	38	Toolson, Jake at Fresno State (12/29/18)
	37	Toolson, Jake vs Seattle U (01/12/19)
	37	Toolson, Jake at CSU Bakersfield (01/05/19)
	37	Toolson, Conner vs Sam Houston St. (12/22/18)
	37	Toolson, Conner vs Hartford (11/19/18)
	37	Toolson, Jake vs Hartford (11/19/18)
	37	Toolson, Jake at BYU (11/09/18)

Points	35	Ford, Jordan at Saint Mary's (CA) (11/11/18)
	29	Booker, Deishuan vs Long Beach (11/21/18)
	25	J.R. Lynch vs Hartford (11/19/18)
	23	Gary Chivichyan vs Idaho St. (12/19/18)
	23	TJ Haws at BYU (11/09/18)
Field Goals Made	11	Ford, Jordan at Saint Mary's (CA) (11/11/18)
	9	Milan Acquah at California Baptist (03/02/19)
	9	Kai Mitchell vs Sam Houston St. (12/22/18)
	9	Marcus Harris vs Sam Houston St. (12/22/18)
	9	Conner Avants vs North Dakota (11/24/18)
	9	Booker, Deishuan vs Long Beach (11/21/18)
Field Goal Att.	24	Milan Acquah vs California Baptist (01/30/19)
	23	Milan Acquah at California Baptist (03/02/19)
FG Pct (min 5 made)	.857 (6-7)	Eli Chuha vs New Mexico St. (01/19/19)
	.833 (5-6)	Zach Pirog vs California Baptist (01/30/19)
3-Point FG Made	5	JoJo Zamora at New Mexico St. (02/14/19)
	5	Milan Acquah vs California Baptist (01/30/19)
	5	Gary Chivichyan vs Idaho St. (12/19/18)
	5	HINES, Carlos at Northern Arizona (12/08/18)
	5	J.R. Lynch vs Hartford (11/19/18)
3-Point FG Att.	11	Milan Acquah vs California Baptist (01/30/19)
	11	J.R. Lynch vs Hartford (11/19/18)
3-Pt FG Pct (min 2 made)	1.000 (2-2)	Dixon, Danny vs UMKC (02/23/19)
	1.000 (2-2)	JoJo Zamora vs New Mexico St. (01/19/19)
	1.000 (2-2)	Monroe Porter vs Western Colorado (11/28/18)
Free Throws Made	10	Myles Carter vs Seattle U (01/12/19)
	9	Ford, Jordan at Saint Mary's (CA) (11/11/18)
Free Throw Att.	14	Myles Carter vs Seattle U (01/12/19)
	10	Eli Chuha vs New Mexico St. (01/19/19)
	10	Ford, Jordan at Saint Mary's (CA) (11/11/18)
FT Pct (min 3 made)	1.000 (8-8)	Justin Coleman at Arizona (12/06/18)
	1.000 (7-7)	AJ Harris vs New Mexico St. (01/19/19)
	1.000 (7-7)	Booker, Deishuan vs Long Beach (11/21/18)
	1.000 (6-6)	Mattia Da Campo vs Seattle U (01/12/19)
	1.000 (6-6)	Taze Moore at CSU Bakersfield (01/05/19)
	1.000 (6-6)	J.R. Lynch vs Hartford (11/19/18)
	1.000 (4-4)	Bishop, Xavier vs UMKC (03/14/19)
	1.000 (4-4)	Michael Finke vs Grand Canyon (03/07/19)
	1.000 (4-4)	Morgan Means at Seattle U (02/26/19)
	1.000 (4-4)	Dixon, Danny vs UMKC (02/23/19)
	1.000 (4-4)	Carlos Johnson at Grand Canyon (01/03/19)
	1.000 (4-4)	BITTNER, Sam at Fresno State (12/29/18)
	1.000 (4-4)	Gary Chivichyan vs Idaho St. (12/19/18)
	1.000 (4-4)	Ade Murkey vs Denver (12/01/18)
	1.000 (4-4)	Travis Devashreeve vs Westminster (UT) (11/06/18)
	1.000 (3-3)	Trey Drechsel vs Grand Canyon (03/07/19)
	1.000 (3-3)	Delante Jones at Seattle U (02/26/19)
	1.000 (3-3)	JoJo Zamora vs New Mexico St. (01/19/19)
	1.000 (3-3)	Alessandro Lever at Grand Canyon (01/03/19)
	1.000 (3-3)	MCCREE, Ted at Northern Arizona (12/08/18)
	1.000 (3-3)	Quincy Harding vs Western Colorado (11/28/18)
	1.000 (3-3)	Travis Weatherington vs Hartford (11/19/18)
	1.000 (3-3)	Hunter, Jordan at Saint Mary's (CA) (11/11/18)
	1.000 (3-3)	Jai Jai Ely vs Westminster (UT) (11/06/18)
Rebounds	15	TAYLOR, Quinn at Utah State (11/16/18)
	15	Yoeli Childs at BYU (11/09/18)
Assists	10	Josh Delaney vs Sam Houston St. (12/22/18)
	9	Rob Shaw at Chicago St. (01/26/19)
Steals	5	Anthony Harris vs Chicago St. (02/21/19)
	4	Carlos Johnson vs Grand Canyon (03/07/19)
	4	Milan Acquah vs California Baptist (01/30/19)
	4	Terrell Brown vs Seattle U (01/12/19)
	4	Balint Mocsan vs Idaho St. (12/19/18)
	4	J.R. Lynch vs Hartford (11/19/18)
	4	KNIGHT III, John at Utah State (11/16/18)
	4	Ford, Jordan at Saint Mary's (CA) (11/11/18)
Blocked Shots	5	Zach Pirog at California Baptist (03/02/19)
	4	GRIMES, Nate at Fresno State (12/29/18)
	4	QUETA, Neemias at Utah State (11/16/18)
Turnovers	7	Carlos Johnson vs Grand Canyon (03/07/19)
	6	HUGGINS, Braxton at Fresno State (12/29/18)
Fouls	6	Myles Carter at Seattle U (02/26/19)
	5	Trey Drechsel vs Grand Canyon (03/07/19)
	5	Ty Rowell at California Baptist (03/02/19)
	5	Zach Pirog vs California Baptist (01/30/19)
	5	Dixon, Danny at UMKC (01/24/19)
	5	McKissic, Brandon at UMKC (01/24/19)
	5	Tyson Smith vs UTRGV (01/17/19)
	5	Riley Grigsby vs Seattle U (01/12/19)
	5	Morgan Means vs Seattle U (01/12/19)
	5	RJ Smith vs Sam Houston St. (12/22/18)
	5	Albert Almanza vs Sam Houston St. (12/22/18)
	5	Balint Mocsan vs Idaho St. (12/19/18)
	5	Kelvin Jones vs Idaho St. (12/19/18)
	5	Tory Stewart-Miller vs Denver (12/01/18)
	5	Brian Read vs Western Colorado (11/28/18)
	5	Mims, Demetrius vs Long Beach (11/21/18)
	5	George Blagojevic vs Hartford (11/19/18)



2018-19 Team Game Highs

POINTS	103	CHICAGO ST. (02/21/19)
	98	at Northern Arizona (12/08/18)
	98	DENVER (12/01/18)
	96	WESTMINSTER (UT) (11/06/18)
	88	SEATTLE U (01/12/19)
	88	IDAHO ST. (12/19/18)
FIELD GOALS MADE	37	CHICAGO ST. (02/21/19)
	36	at Northern Arizona (12/08/18)
FIELD GOAL ATTEMPTS	75	at BYU (11/09/18)
	68	WESTERN COLORADO (11/28/18)
FIELD GOAL PERCENTAGE	.605 (26-43)	NEW MEXICO ST. (01/19/19)
	.590 (36-61)	at Northern Arizona (12/08/18)
3 PT FIELD GOALS MADE	16	CHICAGO ST. (02/21/19)
	15	at Northern Arizona (12/08/18)
3 PT FG ATTEMPTS	30	WESTERN COLORADO (11/28/18)
	29	at New Mexico St. (02/14/19)
	29	DENVER (12/01/18)
3 PT FG PERCENTAGE	.625 (15-24)	at Northern Arizona (12/08/18)
	.593 (16-27)	CHICAGO ST. (02/21/19)
FREE THROWS MADE	34	SEATTLE U (01/12/19)
	32	SAM HOUSTON ST. (12/22/18)
FREE THROW ATTEMPTS	43	SEATTLE U (01/12/19)
	40	SAM HOUSTON ST. (12/22/18)
FREE THROW PERCENTAGE	.938 (15-16)	at Grand Canyon (01/03/19)
	.926 (25-27)	IDAHO ST. (12/19/18)
REBOUNDS	54	WESTERN COLORADO (11/28/18)
	46	at BYU (11/09/18)
ASSISTS	25	CHICAGO ST. (02/21/19)
	25	WESTMINSTER (UT) (11/06/18)
STEALS	10	CALIFORNIA BAPTIST (01/30/19)
	10	SEATTLE U (01/12/19)
BLOCKED SHOTS	8	CSU BAKERSFIELD (03/09/19)
	6	UTRGV (01/17/19)
	6	at Utah State (11/16/18)
TURNOVERS	21	GRAND CANYON (03/07/19)
	21	vs Long Beach (11/21/18)
FOULS	27	NEW MEXICO ST. (01/19/19)
	24	at Fresno State (12/29/18)

2018-19 Opponent Team Game Highs

POINTS	92	at Saint Mary's (CA) (11/11/18)
	84	at New Mexico St. (02/14/19)
	83	NEW MEXICO ST. (01/19/19)
	80	at Arizona (12/06/18)
	79	SAM HOUSTON ST. (12/22/18)
FIELD GOALS MADE	33	at Saint Mary's (CA) (11/11/18)
	31	SAM HOUSTON ST. (12/22/18)
FIELD GOAL ATTEMPTS	69	at Utah State (11/16/18)
	68	SAM HOUSTON ST. (12/22/18)
FIELD GOAL PERCENTAGE	.589 (33-56)	at Saint Mary's (CA) (11/11/18)
	.510 (26-51)	at UMKC (01/24/19)
3 PT FIELD GOALS MADE	13	at Northern Arizona (12/08/18)
	12	IDAHO ST. (12/19/18)
	12	at Arizona (12/06/18)
3 PT FG ATTEMPTS	32	vs Hartford (11/19/18)
	29	vs UMKC (03/14/19)
3 PT FG PERCENTAGE	.545 (12-22)	at Arizona (12/06/18)
	.500 (13-26)	at Northern Arizona (12/08/18)
	.500 (8-16)	at Saint Mary's (CA) (11/11/18)
	.500 (6-12)	CHICAGO ST. (02/21/19)
FREE THROWS MADE	29	NEW MEXICO ST. (01/19/19)
	24	SEATTLE U (01/12/19)
FREE THROW ATTEMPTS	35	NEW MEXICO ST. (01/19/19)
	30	SEATTLE U (01/12/19)
FREE THROW PERCENTAGE	.909 (10-11)	WESTERN COLORADO (11/28/18)
	.875 (14-16)	at Arizona (12/06/18)
REBOUNDS	50	at Utah State (11/16/18)
	47	at BYU (11/09/18)
ASSISTS	23	SAM HOUSTON ST. (12/22/18)
	19	CHICAGO ST. (02/21/19)
	19	IDAHO ST. (12/19/18)
STEALS	12	CHICAGO ST. (02/21/19)
	11	UMKC (02/23/19)
	11	at Utah State (11/16/18)
BLOCKED SHOTS	7	at Utah State (11/16/18)
	6	at BYU (11/09/18)
TURNOVERS	17	SEATTLE U (01/12/19)
	16	UTRGV (01/17/19)
	16	at Arizona (12/06/18)
FOULS	30	SEATTLE U (01/12/19)
	29	SAM HOUSTON ST. (12/22/18)

2018-19 Team Game Lows

POINTS	46	at Utah State (11/16/18)
	60	at Grand Canyon (01/03/19)
	63	at Saint Mary's (CA) (11/11/18)
	64	at Fresno State (12/29/18)
	64	at California Baptist (03/02/19)
FIELD GOALS MADE	17	at Utah State (11/16/18)
	21	at Grand Canyon (01/03/19)
FIELD GOAL ATTEMPTS	42	SAM HOUSTON ST. (12/22/18)
	42	at CSU Bakersfield (01/05/19)
FIELD GOAL PERCENTAGE	.309 (17-55)	at Utah State (11/16/18)
	.333 (25-75)	at BYU (11/09/18)
3 PT FIELD GOALS MADE	3	at Utah State (11/16/18)
	3	IDAHO ST. (12/19/18)
	3	at Fresno State (12/29/18)
	3	at Grand Canyon (01/03/19)
3 PT FG ATTEMPTS	12	at Seattle U (02/26/19)
	13	at Utah State (11/16/18)
3 PT FG PERCENTAGE	.158 (3-19)	IDAHO ST. (12/19/18)
	.176 (3-17)	at Fresno State (12/29/18)
FREE THROWS MADE	6	at Saint Mary's (CA) (11/11/18)
	7	at Weber State (12/15/18)
FREE THROW ATTEMPTS	11	at Saint Mary's (CA) (11/11/18)
	12	NORTH DAKOTA (11/24/18)
FREE THROW PERCENTAGE	.467 (7-15)	at Weber State (12/15/18)
	.500 (8-16)	vs Hartford (11/19/18)
REBOUNDS	23	NEW MEXICO ST. (01/19/19)
	25	at Saint Mary's (CA) (11/11/18)
ASSISTS	3	at Grand Canyon (01/03/19)
	5	vs UMKC (03/14/19)
STEALS	2	CSU BAKERSFIELD (03/09/19)
	3	at Grand Canyon (01/03/19)
	3	NEW MEXICO ST. (01/19/19)
	3	at Chicago St. (01/26/19)
	3	UMKC (02/23/19)
	3	vs UMKC (03/14/19)
BLOCKED SHOTS	0	DENVER (12/01/18)
	0	at Fresno State (12/29/18)
	0	at CSU Bakersfield (01/05/19)
	0	CHICAGO ST. (02/21/19)
TURNOVERS	7	at Northern Arizona (12/08/18)
	7	at Weber State (12/15/18)
FOULS	10	at UMKC (01/24/19)
	12	CHICAGO ST. (02/21/19)
	12	UMKC (02/23/19)
	12	vs UMKC (03/14/19)

2018-19 Opponent Team Game Lows

POINTS	59	WESTERN COLORADO (11/28/18)
	60	at Fresno State (12/29/18)
	60	at Chicago St. (01/26/19)
	61	UTRGV (01/17/19)
	61	CSU BAKERSFIELD (03/09/19)
FIELD GOALS MADE	18	at Fresno State (12/29/18)
	20	WESTERN COLORADO (11/28/18)
	20	UTRGV (01/17/19)
FIELD GOAL ATTEMPTS	49	NEW MEXICO ST. (01/19/19)
	49	at Chicago St. (01/26/19)
FIELD GOAL PERCENTAGE	.303 (20-66)	WESTERN COLORADO (11/28/18)
	.340 (18-53)	at Fresno State (12/29/18)
3 PT FIELD GOALS MADE	2	UTRGV (01/17/19)
	2	at Chicago St. (01/26/19)
3 PT FG ATTEMPTS	8	CSU BAKERSFIELD (03/09/19)
	12	UTRGV (01/17/19)
	12	CHICAGO ST. (02/21/19)
3 PT FG PERCENTAGE	.133 (2-15)	at Chicago St. (01/26/19)
	.167 (2-12)	UTRGV (01/17/19)
	.167 (4-24)	at Grand Canyon (01/03/19)
FREE THROWS MADE	5	at California Baptist (03/02/19)
	6	NORTH DAKOTA (11/24/18)
	6	at UMKC (01/24/19)
FREE THROW ATTEMPTS	7	at California Baptist (03/02/19)
	8	NORTH DAKOTA (11/24/18)
FREE THROW PERCENTAGE	.533 (8-15)	CALIFORNIA BAPTIST (01/30/19)
	.583 (7-12)	CHICAGO ST. (02/21/19)
REBOUNDS	21	vs Long Beach (11/21/18)
	21	CHICAGO ST. (02/21/19)
ASSISTS	5	vs UMKC (03/14/19)
	6	at Weber State (12/15/18)
	6	CSU BAKERSFIELD (03/09/19)
STEALS	1	at Seattle U (02/26/19)
	2	WESTMINSTER (UT) (11/06/18)
BLOCKED SHOTS	0	at Saint Mary's (CA) (11/11/18)
	0	vs Hartford (11/19/18)
TURNOVERS	6	at Weber State (12/15/18)
	7	NORTH DAKOTA (11/24/18)
FOULS	13	at Saint Mary's (CA) (11/11/18)
	13	at Northern Arizona (12/08/18)

**2018-19 Game-by-Game****TEAM STATISTICS**

Opponent	Date	Score	W	Total		3-Pointers		Free throws		Rebounds				pf	a	t/o	blk	stl	pts	avg
				fg-fga	pct	3fg-fga	pct	ft-fta	pct	off	def	tot	avg							
WESTMINSTER (UT)	11/06/18	96-71	W	34-65	.523	11-22	.500	17-26	.654	13	26	39	39.0	17	25	8	1	9	96	96.0
at BYU	11/09/18	65-75	L	25-75	.333	6-23	.261	9-15	.600	16	30	46	42.5	22	14	11	2	4	65	80.5
at Saint Mary's (CA)	11/11/18	63-92	L	24-54	.444	9-22	.409	6-11	.545	5	20	25	36.7	21	12	15	4	5	63	74.7
at Utah State	11/16/18	46-65	L	17-55	.309	3-13	.231	9-16	.563	8	29	37	36.8	19	6	17	6	6	46	67.5
vs Hartford	11/19/18	72-65	W	28-49	.571	8-19	.421	8-16	.500	4	33	37	36.8	14	13	20	1	6	72	68.4
vs Long Beach	11/21/18	87-72	W	29-50	.580	11-21	.524	18-24	.750	12	29	41	37.5	18	16	21	1	7	87	71.5
NORTH DAKOTA	11/24/18	74-68	W	28-55	.509	10-22	.455	8-12	.667	4	31	35	37.1	15	17	13	3	5	74	71.9
WESTERN COLORADO	11/28/18	82-59	W	32-68	.471	8-30	.267	10-16	.625	12	42	54	39.2	14	18	12	5	4	82	73.1
DENVER	12/01/18	98-75	W	31-58	.534	13-29	.448	23-35	.657	9	29	38	39.1	17	16	10	0	4	98	75.9
at Arizona	12/06/18	69-80	L	23-54	.426	6-26	.231	17-24	.708	7	19	26	37.8	17	9	13	5	5	69	75.2
at Northern Arizona	12/08/18	98-78	W	36-61	.590	15-24	.625	11-13	.846	4	30	34	37.5	16	15	7	3	7	98	77.3
at Weber State	12/15/18	75-63	W	31-66	.470	6-18	.333	7-15	.467	11	34	45	38.1	19	13	7	2	5	75	77.1
IDAHO ST.	12/19/18	88-77	W	30-54	.556	3-19	.158	25-27	.926	9	24	33	37.7	18	18	11	2	8	88	77.9
SAM HOUSTON ST.	12/22/18	85-79	W	23-42	.548	7-14	.500	32-40	.800	7	25	32	37.3	20	16	16	4	8	85	78.4
at Fresno State	12/29/18	64-60	W	24-52	.462	3-17	.176	13-17	.765	5	29	34	37.1	24	9	14	0	9	64	77.5
at Grand Canyon	01/03/19	60-71	L	21-56	.375	3-15	.200	15-16	.938	10	28	38	37.1	21	3	16	3	3	60	76.4
at CSU Bakersfield	01/05/19	71-73	L	22-42	.524	11-23	.478	16-19	.842	5	21	26	36.5	14	15	17	0	5	71	76.1
SEATTLE U	01/12/19	88-78	W	24-46	.522	6-14	.429	34-43	.791	8	21	29	36.1	22	8	15	2	10	88	76.7
UTRGV	01/17/19	82-61	W	25-44	.568	10-19	.526	22-30	.733	5	31	36	36.1	23	15	19	6	9	82	77.0
NEW MEXICO ST.	01/19/19	78-83	L	26-43	.605	8-16	.500	18-25	.720	2	21	23	35.4	27	11	15	1	3	78	77.1
at UMKC	01/24/19	75-67	W	27-52	.519	4-18	.222	17-26	.654	8	23	31	35.2	10	14	15	3	8	75	77.0
at Chicago St.	01/26/19	74-60	W	25-55	.455	6-21	.286	18-24	.750	14	25	39	35.4	18	14	13	2	3	74	76.8
CALIFORNIA BAPTIST	01/30/19	79-62	W	26-55	.473	9-22	.409	18-24	.750	7	27	34	35.3	16	12	10	1	10	79	76.9
at New Mexico St.	02/14/19	77-84	L	27-59	.458	11-29	.379	12-15	.800	5	26	31	35.1	22	13	11	3	5	77	76.9
at UTRGV	02/16/19	76-64	W	24-56	.429	6-19	.316	22-26	.846	11	27	38	35.2	15	12	12	2	5	76	76.9
CHICAGO ST.	02/21/19	103-71	W	37-63	.587	16-27	.593	13-22	.591	15	25	40	35.4	12	25	13	0	9	103	77.9
UMKC	02/23/19	79-67	W	29-58	.500	9-19	.474	12-20	.600	15	30	45	35.8	12	18	15	2	3	79	77.9
at Seattle U	02/26/19	77-68	W	25-51	.490	6-12	.500	21-28	.750	5	30	35	35.8	21	13	9	3	4	77	77.9
at California Baptist	03/02/19	64-63	W	22-62	.355	6-21	.286	14-18	.778	20	25	45	36.1	13	6	13	2	5	64	77.4
GRAND CANYON	03/07/19	82-70	W	28-54	.519	12-24	.500	14-19	.737	6	29	35	36.0	16	19	21	2	8	82	77.6
CSU BAKERSFIELD	03/09/19	76-61	W	25-52	.481	10-26	.385	16-22	.727	9	24	33	35.9	20	22	9	8	2	76	77.5
vs UMKC	03/14/19	71-64	W	23-51	.451	7-26	.269	18-26	.692	12	24	36	35.9	12	5	13	1	3	71	77.3
Utah Valley		2474		851-1757	.484	259-670	.387	513-710	.723	283	867	1150	35.9	565	442	431	80	187	2474	77.3
Opponents		2246		802-1882	.426	237-679	.349	405-565	.717	287	732	1019	31.8	641	414	380	88	220	2246	70.2

Games played: 32
Points/game: 77.3
FG Pct: 48.4
3FG Pct: 38.7
FT Pct: 72.3

Rebounds/game: 35.9
Assists/game: 13.8
Turnovers/game: 13.5
Assist/turnover ratio: 1.0
Steals/game: 5.8
Blocks/game: 2.5



The Last Time....

Four players scored in double figures	2/23/19	vs UMKC	
Five players scored in double figures	2/21/19	vs Chicago State	
Six players scored in double figures	1/26/19	at Chicago State	
No players scored in double figures	11/29/14	at UC Davis	
No opposing players scored in double figures	11/20/17	vs Eastern Oregon	
Ten or more players score a point	12/8/18	at Northern Arizona	10 players
One player recorded a double-double	3/2/19	at California Baptist	Baylee Steele
Two players recorded a double-double	1/7/17	at Grand Canyon	Brandon Randolph Isaac Neilson
One player recorded a triple double	12/28/12	at Austin Peay	Nick Thompson
Two double-digit rebounders	3/13/18	vs Eastern Washington	Akolda Manyang Brandon Randolph
Two players fouled out	12/17/17	at Hawaii	Kenneth Ogbe, Akolda Manyang, Isaac Neilson
Three or more players fouled out	12/17/17	at Hawaii	Kenneth Ogbe, Akolda Manyang, Isaac Neilson
A UVU player received a technical	2/26/19	at Seattle U	Richard Harward, Jake Toolson
An opposing player received a technical	2/26/19	at Seattle U	Myles Carter
A UVU coach received a technical	11/28/18	vs Western State	
An opposing coach received a technical	3/9/19	vs CSU Bakersfield	
At least two players scored 20+ points	3/19/18	at San Francisco	Kenneth Ogbe Brandon Randolph
Three players scored 20+ points	12/30/18	vs Cal State Fullerton	Kenneth Ogbe Brandon Randolph Akolda Manyang
Four players scored 20+ points	11/26/16	at BYU	Isaac Neilson Brandon Randolph Conner Toolson Jordan Poydras
Two players scored 25+ points	12/28/10	vs Florida International	Isiah Williams Holton Hunsaker
A player scored 30+ points	1/9/16	vs UTRGV	Jaden Jackson 31
A player scored 40+ points	1/29/09	at Chicago State	Ryan Toolson 63
Opposing player scored 30+ points	11/11/18	at Saint Mary's	Jordan Ford 35
Opposing player scored 40+ points	1/26/17	vs UTRGV	Nick Dixon 41
A player attempted 20 or more field goals	12/6/16	at Utah	Isaac Neilson 13-20
A player had five or more steals	2/3/18	at Seattle U	Conner Toolson 5
A player had 5 or more blocks	1/17/19	vs UT Rio Grand Valley	Richard Harward 5
A player had 10+ assists	1/18/18	at UTRGV	Brandon Randolph 12

A player made 10+ free throws	1/13/18	vs Chicago State	Akolda Manyang 10-13
A player shot 100% at the free throw line (min 5 FTA)	2/16/19	at UTRGV	TJ Washington 7-7
A player shot 100% from the floor (min 5 FGA)	3/7/19	vs Grand Canyon	Richard Harward 5-5
A player shot 100% on threes (min 3 3FGA)	2/21/19	vs Chicago State	Isaiah White 3-3
Did not make a three point field goal	2/7/15	at Seattle U	0-17
Opponent did not make a 3FG	1/25/07	vs South Dakota State	0-13
UVU had ten or fewer turnovers	3/9/19	vs CSU Bakersfield	9
UVU had 8 or fewer turnovers	12/15/18	at Weber State	7
UVU committed 20 turnovers	3/7/19	vs Grand Canyon	21
UVU committed 10 or less team fouls in a game	12/6/17	vs Weber State	10
UVU scored 90 points	2/21/19	vs Chicago State	103
UVU scored 100 points	2/21/19	vs Chicago State	103
UVU scored 110 points	11/26/16	at BYU	114
UVU scored 120 points	1/29/09	at Chicago State	123
Opponent scored 90 points	11/11/18	at Saint Mary's	92
Opponent scored 100 points	11/26/16	at BYU	101
Opponent scored 110 points	1/29/09	at Chicago State	121
UVU scored less than 50 points in a game	11/16/18	Utah State	46-65
Held opponent to less than 50 points in a game	3/3/18	Seattle U	47
UVU scored less than 40 points in a game	2/19/15	vs New Mexico State	38
Held opponent to less than 40 points in a game	12/7/13	vs St. Katherine	37
Shot 60% from the field	1/19/19	vs New Mexico State	26-43, 60.5%
Shot 70% from the field in a half	12/14/17	vs Bethesda	25-34, 73.53%
Shot less than 30% from the field	2/4/17	at Seattle U	18-61, 29.5%
Opponent shot less than 30% from the field	12/14/17	vs Bethesda	16-62, 25.8%
Opponent shot less than 20% from the field	2/11/17	at Chicago State	11-58, 19.0%
UVU shot 30+ free throws	1/17/19	vs UT Rio Grand Valley	22-30
UVU shot 40+ free throws	1/12/19	vs Seattle U	34-43
Opponent shot 30+ free throws	1/19/19	vs New Mexico State	29-35
Shot 100% from the free throw line	1/23/16	at Chicago State	17-17



The Last Time...

Shot less than 50% from the free throw line	12/15/18	at Weber State	7-15, 46.7%
Made 10 three pointers in a half	2/21/19	vs Chicago State	11-16
Made 15 three pointers in a game	2/21/19	Chicago State	16-27
Shot 60% on three pointers	12/8/18	at Northern Arizona	15-24
Opponent scored less than 20 points in the first half	1/30/19	vs Cal Baptist	18
Opponent scored less than 20 points in the second half	2/3/18	at Seattle U	19
UVU scored less than 20 points in the first half	2/4/17	at Seattle U	18
UVU scored less than 20 points in the second half	3/12/15	vs CSU Bakersfield	18
Opponent scored 50+ points in a half	1/19/19	vs New Mexico State	50
UVU scored 50+ points in the first half	2/21/19	vs Chicago State	54
UVU scored 50+ points in the second half	1/12/19	vs Seattle U	50
UVU scored 60+ points in a half	12/14/17	vs Bethesda	61
Won by 50+ points	12/14/17	vs Bethesda	62, 106-42 W
Won by 40+ points	2/8/18	at Chicago State	40, 97-57 W
Won by 30+ points	2/21/19	vs Chicago State	35, 103-71 W
Won by 25+ points	2/21/19	vs Chicago State	32, 103-71 W
Lost by 35+ points	11/12/13	at Oklahoma State	53, 40-93 L
Lost by 30+ points	11/11/17	at Duke	30, 69-99 L
Lost by 25+ points	11/11/18	at Saint Mary's	29, 63-92 L
Played an overtime game	12/17/17	at Hawaii	69-70 L OT
Won in overtime	11/25/17	at North Dakota	83-75 W OT
Lost in overtime	12/17/17	at Hawaii	69-70 L OT
Played a double overtime game	3/10/17	vs CSU Bakersfield	80-81 L 4OT
Played a triple overtime game	3/10/17	vs CSU Bakersfield	80-81 L 4OT
Won 10 straight games	1/7/12-2/25/12	13 games	
Won 5 straight games	2/16/19-3/14/19	8 games	
Lost three straight games	11/9/18-11/16/18	3 games	
Lost four straight games	11/28/15-12/5/15	4 games	
Lost five straight games	11/29/14-12/20/14	6 games	
Lost when having led by 10	1/19/19	vs New Mexico State	78-83
Won when having trailed by 10+	2/16/19	at UTRGV	10
Won when having trailed by 20+	1/12/19	vs Seattle U	20

Won when having trailed by 25+	11/23/16	at Denver	27
Never trailed	3/9/19	vs CSU Bakersfield	76-61 W
Never led	3/9/18	vs Grand Canyon	60-75 L
Played in a NIT game	3/19/14	vs California	64-77 L
Played in a CBI game	3/19/18	at San Francisco	73-78 L
Won a postseason game	3/13/18	Eastern Washington	87-65 W
Won multiple postseason games	3/15/17-3/20/17	at Georgia Southern, at Rice	
Played in a CIT game	3/3/12	vs Weber State	69-72 L
Won a regular season conference title	2013-2014		

Current Streaks

Streak	Active	All-Time
Overall	W8	W13
Home	W5	W22
Road	W3	W7
Games with a Made 3FG	130	289
Consecutive Made Free Throws		
Player	Active	All-Time
Conner Toolson	8	14
Hayden Schenck	8	11
Connor MacDougall	3	10
Richard Harward	3	6
Jake Toolson	1	41
Baylee Steele	1	17
Ben Nakwaasah	1	10
TJ Washington	0	21
Isaiah White	0	6
Wyatt Lowell	0	3
Drew Cotton	0	0
Cache Fields	0	0
Consecutive Games with a 3FGM		
Player	Active	All-Time
Conner Toolson	7	17
Ben Nakwaasah	4	8
Wyatt Lowell	4	4
Isaiah White	2	2
TJ Washington	1	3
Jake Toolson	0	14
Hayden Schenck	0	3
Baylee Steele	0	1
Cache Fields	0	1
Drew Cotton	0	0
Connor MacDougall	0	0
Richard Harward	0	0



UVU All-Time Career Charts

Points

- 2163 - Ryan Toolson (113 games) - 2003-04,06-09
- 1545 - Holton Hunsaker (126 games) - 2010-14
- 1516 - Ben Aird (124 games) - 2010-14
- 1245 - Ronnie Price (56 games) - 2003-05
- 1202 - Conner Toolson (97 games) - 2016-19**
- 1078 - David Heck (111 games) - 2003-07
- 1066 - Isiah Williams (63 games) - 2010-12
- 1001 - Zach Nelson (119 games) - 2010-11,13-15,16-18
- 992 - Jordan Swarbrick (110 games) - 2007-11
- 872 - Jake Toolson (65 games) - 2017-19**

Scoring average (min. 50 games)

- 22.2 - Ronnie Price (56 games) - 2003-05
- 19.1 - Ryan Toolson (113 games) - 2003-04,06-09
- 16.9 - Isiah Williams (63 games) - 2010-12
- 13.4 - Jake Toolson (65 games) - 2017-19**
- 12.4 - Conner Toolson (97 games) - 2016-19**
- 12.3 - Holton Hunsaker (126 games) - 2010-14
- 12.2 - Ben Aird (124 games) - 2010-14
- 12.2 - Kenneth Ogbe (66 games) - 2016-18
- 11.3 - Marcel Davis (60 games) - 2014-16
- 10.9 - Mitch Bruneel (61 games) - 2013-15

Field goals made

- 677 - Ryan Toolson (113 games) - 2003-04,06-09
- 569 - Ben Aird (124 games) - 2010-14
- 426 - Ronnie Price (56 games) - 2003-05
- 423 - Holton Hunsaker (126 games) - 2010-14
- 423 - Conner Toolson (97 games) - 2016-19**
- 386 - Zach Nelson (119 games) - 2010-11,13-15,16-18
- 386 - David Heck (111 games) - 2003-07
- 355 - Isiah Williams (63 games) - 2010-12
- 316 - Jordan Swarbrick (110 games) - 2007-11
- 302 - Jake Toolson (65 games) - 2017-19**

Field goals attempted

- 1421 - Ryan Toolson (113 games) - 2003-04,06-09
- 1211 - Holton Hunsaker (126 games) - 2010-14
- 1129 - Ben Aird (124 games) - 2010-14
- 990 - Ronnie Price (56 games) - 2003-05
- 968 - Conner Toolson (97 games) - 2016-19**
- 905 - Isiah Williams (63 games) - 2010-12
- 902 - David Heck (111 games) - 2003-07
- 775 - Zach Nelson (119 games) - 2010-11,13-15,16-18
- 691 - Jordan Swarbrick (110 games) - 2007-11
- 592 - Richard Troyer (106 games) - 2004-08

Field goal percentage (min. 100 made)

- .630 - Akolda Manyang (150-238) - 2017-18
- .592 - Isaac Neilson (196-331) - 2016-18
- .555 - Geddes Robinson (221-398) - 2010-12
- .551 - Ben Devoe (217-394) - 2004-06
- .547 - Jordan Brady (216-395) - 2006-08
- .532 - Jon Bell (108-203) - 2003-04
- .531 - Justin Baker (265-499) - 2008-11
- .526 - Jake Toolson (302-574) - 2017-19**
- .512 - Mitch Bruneel (248-484) - 2013-15
- .504 - Ben Aird (569-1129) - 2010-14

3-point field goals made

- 315 - Ryan Toolson (113 games) - 2003-04,06-09
- 236 - Holton Hunsaker (126 games) - 2010-14
- 192 - Conner Toolson (97 games) - 2016-19**
- 166 - Isiah Williams (63 games) - 2010-12
- 161 - Ronnie Price (56 games) - 2003-05
- 140 - David Heck (111 games) - 2003-07
- 125 - Kenneth Ogbe (66 games) - 2016-18
- 117 - Richard Troyer (106 games) - 2004-08
- 95 - Jake Toolson (65 games) - 2017-19**
- 92 - Jordan Swarbrick (110 games) - 2007-11

3-point field goals attempted

- 730 - Ryan Toolson (113 games) - 2003-04,06-09
- 701 - Holton Hunsaker (126 games) - 2010-14
- 539 - Conner Toolson (97 games) - 2016-19**
- 471 - Isiah Williams (63 games) - 2010-12
- 437 - Ronnie Price (56 games) - 2003-05
- 385 - David Heck (111 games) - 2003-07
- 312 - Richard Troyer (106 games) - 2004-08
- 298 - Kenneth Ogbe (66 games) - 2016-18
- 262 - Zach Nelson (119 games) - 2010-11,13-15,16-18
- 247 - Jaden Jackson (60 games) - 2014-16

3-point FG percentage (min. 45 made)

- .432 - Ryan Toolson (315-730) - 2003-04,06-09**
- .426 - Jake Toolson (95-223) - 2017-19
- .419 - Kenneth Ogbe (125-298) - 2016-18
- .407 - Jordan Swarbrick (92-226) - 2007-11
- .398 - Matt Peterson (84-211) - 2004-07
- .383 - Keawe Enos (82-214) - 2011-14
- .377 - Josh Olsen (86-228) - 2006-09
- .375 - Tyray Petty (48-128) - 2008-10
- .375 - Richard Troyer (117-312) - 2004-08
- .369 - Ben Nakwaasah (72-195) - 2017-19**

Free throws made

- 494 - Ryan Toolson (113 games) - 2003-04,06-09
- 463 - Holton Hunsaker (126 games) - 2010-14
- 357 - Ben Aird (124 games) - 2010-14
- 268 - Jordan Swarbrick (110 games) - 2007-11
- 232 - Ronnie Price (56 games) - 2003-05
- 190 - Isiah Williams (63 games) - 2010-12
- 173 - Jake Toolson (65 games) - 2017-19**
- 169 - Kenneth Ogbe (66 games) - 2016-18
- 166 - David Heck (111 games) - 2003-07
- 164 - Conner Toolson (97 games) - 2016-19**

Free throws attempted

- 530 - Holton Hunsaker (126 games) - 2010-14
- 526 - Ryan Toolson (113 games) - 2003-04,06-09
- 498 - Ben Aird (124 games) - 2010-14
- 332 - Jordan Swarbrick (110 games) - 2007-11
- 292 - Ronnie Price (56 games) - 2003-05
- 250 - Geddes Robinson (63 games) - 2010-12
- 244 - Kenneth Ogbe (66 games) - 2016-18
- 231 - Marcel Davis (60 games) - 2014-16
- 229 - Zach Nelson (119 games) - 2010-11,13-15,16-18
- 224 - Isiah Williams (63 games) - 2010-12

**UVU All-Time Career Charts****Free throw percentage (min. 50 made)**

1. .939 - Ryan Toolson (494-526) - 2003-04,06-09
2. .874 - Holton Hunsaker (463-530) - 2010-14
3. .861 - Keawe Enos (62-72) - 2011-14
4. .848 - Isiah Williams (190-224) - 2010-12
5. **.848 - Jake Toolson (173-204) - 2017-19**
6. .810 - Donte Williams (94-116) - 2014-15
7. .807 - Josh Olsen (109-135) - 2006-09
8. .807 - Jordan Swarbrick (268-332) - 2007-11
9. .797 - Hayes Garrity (55-69) - 2013-16
10. .795 - Ronnie Price (232-292) - 2003-05

Rebounds

1. 1012 - Ben Aird (284o-728d) - 2010-14
2. 626 - Geddes Robinson (244o-382d) - 2010-12
3. 589 - Zach Nelson (152o-437d) - 2010-11,13-15,16-18
4. 475 - David Heck (142o-333d) - 2003-07
5. 472 - Jordan Swarbrick (115o-357d) - 2007-11
6. 461 - Isaac Neilson (174o-287d) - 2016-18
7. 395 - Jordan Brady (135o-260d) - 2006-08
8. 393 - Richard Troyer (134o-259d) - 2004-08
9. 381 - Justin Baker (156o-225d) - 2008-11
10. 361 - Pierre Thomas (103o-258d) - 2003-06

Rebounding average (min. 50 games)

1. 9.9 - Geddes Robinson (63 games) - 2010-12
2. 8.2 - Ben Aird (124 games) - 2010-14
3. 6.8 - Jordan Brady (58 games) - 2006-08
4. 6.8 - Isaac Neilson (68 games) - 2016-18
5. 5.8 - Ben Devoe (57 games) - 2004-06
6. 5.6 - Mitch Bruneel (61 games) - 2013-15
7. 4.9 - Zach Nelson (119 games) - 2010-11,13-15,16-18
8. 4.7 - Tyray Petty (56 games) - 2008-10
9. 4.6 - Jourdain Scoubes (58 games) - 2008-10
10. **4.6 - Jake Toolson (65 games) - 2017-19**

Defensive rebounds

1. 728 - Ben Aird (284o-728d) - 2010-14
2. 437 - Zach Nelson (152o-437d) - 2010-11,13-15,16-18
3. 382 - Geddes Robinson (244o-382d) - 2010-12
4. 357 - Jordan Swarbrick (115o-357d) - 2007-11
5. 333 - David Heck (142o-333d) - 2003-07
6. **292 - Conner Toolson (54o-292d) - 2016-19**
7. 287 - Isaac Neilson (174o-287d) - 2016-18
8. 275 - Ryan Toolson (45o-275d) - 2003-04,06-09
9. 264 - Holton Hunsaker (21o-264d) - 2010-14
10. 262 - Brandon Randolph (41o-262d) - 2016-18

Defense rebound avg (min. 50 games)

1. 6.1 - Geddes Robinson (63 games) - 2010-12
2. 5.9 - Ben Aird (124 games) - 2010-14
3. 4.5 - Jordan Brady (58 games) - 2006-08
4. 4.2 - Isaac Neilson (68 games) - 2016-18
5. 4.2 - Ben Devoe (57 games) - 2004-06
6. 3.9 - Brandon Randolph (67 games) - 2016-18
7. 3.9 - Marcel Davis (60 games) - 2014-16
8. **3.8 - Jake Toolson (65 games) - 2017-19**
9. 3.7 - Zach Nelson (119 games) - 2010-11,13-15,16-18
10. 3.6 - Jourdain Scoubes (58 games) - 2008-10

Offensive rebounds

1. 284 - Ben Aird (284o-728d) - 2010-14
2. 244 - Geddes Robinson (244o-382d) - 2010-12
3. 174 - Isaac Neilson (174o-287d) - 2016-18
4. 158 - Mitch Bruneel (158o-182d) - 2013-15
5. 156 - Justin Baker (156o-225d) - 2008-11
6. 152 - Zach Nelson (152o-437d) - 2010-11,13-15,16-18
7. 142 - David Heck (142o-333d) - 2003-07
8. 135 - Jordan Brady (135o-260d) - 2006-08
9. 134 - Richard Troyer (134o-259d) - 2004-08
10. 115 - Jordan Swarbrick (115o-357d) - 2007-11

Offense rebound avg (min. 50 games)

1. 3.9 - Geddes Robinson (63 games) - 2010-12
2. 2.6 - Mitch Bruneel (61 games) - 2013-15
3. 2.6 - Isaac Neilson (68 games) - 2016-18
4. 2.3 - Jordan Brady (58 games) - 2006-08
5. 2.3 - Ben Aird (124 games) - 2010-14
6. 1.8 - Justin Baker (87 games) - 2008-11
7. 1.6 - Ben Devoe (57 games) - 2004-06
8. 1.4 - Tyray Petty (56 games) - 2008-10
9. 1.4 - Alfonzo Hubbard (50 games) - 2011-13
10. 1.3 - Russell Wesley (65 games) - 2003-06

Assists

1. 434 - Holton Hunsaker - 2010-14
2. 285 - Brandon Randolph - 2016-18
3. 282 - Ryan Toolson - 2003-04,06-09
4. 276 - Marcel Davis - 2014-16
5. 262 - Jordan Swarbrick - 2007-11
6. 246 - Zach Nelson - 2010-11,13-15,16-18
7. 241 - Josh Olsen - 2006-09
8. 233 - David Heck - 2003-07
9. 176 - Ben Nakwaasah - 2017-19
10. 173 - Chris Bailey - 2005-07

Assists average (min. 50 games)

1. 4.6 - Marcel Davis (60 games) - 2014-16
2. 4.3 - Brandon Randolph (67 games) - 2016-18
3. 3.4 - Holton Hunsaker (126 games) - 2010-14
4. 3.1 - Ronnie Price (56 games) - 2003-05
5. 3.0 - Chris Bailey (58 games) - 2005-07
6. 2.9 - Josh Olsen (83 games) - 2006-09
7. **2.7 - Ben Nakwaasah (66 games) - 2017-19**
8. **2.6 - Jake Toolson (65 games) - 2017-19**
9. 2.5 - Ryan Toolson (113 games) - 2003-04,06-09
10. 2.4 - Jordan Swarbrick (110 games) - 2007-11

Blocked shots

1. 181 - Ben Aird - 2010-14
2. 93 - David Heck - 2003-07
3. 82 - Ben Devoe - 2004-06
4. 80 - Zach Nelson - 2010-11,13-15,16-18
5. 76 - Isaac Neilson - 2016-18
6. 71 - Akolda Manyang - 2017-18
7. 60 - Joe Walker - 2006-08
8. 50 - Andrew Bastien - 2015-17
9. 49 - Justin Baker - 2008-11
10. 42 - Keith Thompson - 2010-12



UVU All-Time Career Charts

Blocked shots average (min. 50 games)

- 1.5 - Ben Aird (124 games) - 2010-14
- 1.4 - Ben Devoe (57 games) - 2004-06
- 1.1 - Isaac Neilson (68 games) - 2016-18
- 1.0 - Andrew Bastien (51 games) - 2015-17
- 0.8 - David Heck (111 games) - 2003-07
- 0.7 - Keith Thompson (62 games) - 2010-12
- 0.7 - Zach Nelson (119 games) - 2010-11,13-15,16-18
- 0.6 - Jordan Brady (58 games) - 2006-08
- 0.6 - Justin Baker (87 games) - 2008-11
- 0.4 - Alfonzo Hubbard (50 games) - 2011-13

Steals

- 157 - Holton Hunsaker - 2010-14
- 134 - Conner Toolson - 2016-19
- 110 - Ben Aird - 2010-14
- 108 - Ronnie Price - 2003-05
- 106 - Jordan Swarbrick - 2007-11
- 100 - Ryan Toolson - 2003-04,06-09
- 94 - Chris Bailey - 2005-07
- 80 - Josh Olsen - 2006-09
- 75 - David Heck - 2003-07
- 73 - Pierre Thomas - 2003-06

Steals average (min. 50 games)

- 1.9 - Ronnie Price (56 games) - 2003-05
- 1.6 - Chris Bailey (58 games) - 2005-07
- 1.4 - Conner Toolson (97 games) - 2016-19
- 1.2 - Holton Hunsaker (126 games) - 2010-14
- 1.1 - Jordan Brady (58 games) - 2006-08
- 1.0 - Brandon Randolph (67 games) - 2016-18
- 1.0 - Marcel Davis (60 games) - 2014-16
- 1.0 - Josh Olsen (83 games) - 2006-09
- 1.0 - Jordan Swarbrick (110 games) - 2007-11
- 1.0 - Hayden Schenck (69 games) - 2015-17,18-19

Games played

- 126 - Holton Hunsaker - 2010-14
- 124 - Ben Aird - 2010-14
- 119 - Zach Nelson - 2010-11,13-15,16-18
- 113 - Ryan Toolson - 2003-04,06-09
- 111 - David Heck - 2003-07
- 110 - Jordan Swarbrick - 2007-11
- 107 - Brett Ravenberg - 2003-04,06-09
- 106 - Richard Troyer - 2004-08
- 102 - Kevin Woods - 2007-08,09-12
- 101 - Rory Fannon - 2007-12

Games started

- 126 - Holton Hunsaker - 2010-14
- 123 - Ben Aird - 2010-14
- 95 - Zach Nelson - 2010-11,13-15,16-18
- 90 - Conner Toolson - 2016-19
- 84 - David Heck - 2003-07
- 81 - Pierre Thomas - 2003-06
- 70 - Ryan Toolson - 2003-04,06-09
- 65 - Jake Toolson - 2017-19
- 65 - Matt Peterson - 2004-07
- 63 - Brett Ravenberg - 2003-04,06-09

Minutes

- 4122 - Holton Hunsaker - 2010-14
- 3718 - Ben Aird - 2010-14
- 3644 - Ryan Toolson - 2003-04,06-09
- 2951 - David Heck - 2003-07
- 2903 - Conner Toolson - 2016-19
- 2858 - Zach Nelson - 2010-11,13-15,16-18
- 2744 - Jordan Swarbrick - 2007-11
- 2449 - Pierre Thomas - 2003-06
- 2189 - Josh Olsen - 2006-09
- 2156 - Richard Troyer - 2004-08

Minutes average

- 34.2 - Ronnie Price (56 games) - 2003-05
- 32.7 - Holton Hunsaker (126 games) - 2010-14
- 32.7 - Mitch Bruneel (61 games) - 2013-15
- 32.2 - Ryan Toolson (113 games) - 2003-04,06-09
- 32.1 - Isiah Williams (63 games) - 2010-12
- 32.0 - Marcel Davis (60 games) - 2014-16
- 31.6 - Nick Thompson (31 games) - 2012-13
- 30.7 - Jake Toolson (65 games) - 2017-19
- 30.0 - Ben Aird (124 games) - 2010-14
- 29.9 - Conner Toolson (97 games) - 2016-19




RADIO/TV PHOTO ROSTER



Isaiah White

G / 6-7 / 205 / Sophomore - TR
Rancho Cucamonga, Calif.
(Salt Lake CC)



Jake Toolson

G / 6-5 / 205 / RS Junior - 1V
Gilbert, Ariz. (BYU)



TJ Washington

G / 6-0 / 175 / Junior - TR
Tulsa, Oklahoma (Coffeyville CC)



Cache Fields

G / 6-5 / 185 / Freshman - HS
Palo Alto, Calif. (Pinewood HS)



Hayden Schenck

G / 6-4 / 195 / Senior - 1V
Eden, Utah (Salt Lake CC)



Ben Nakwaasah

G / 6-2 / 175 / Senior - 1V
Richardson, Texas
(Jacksonville College)



Conner Toolson

G / 6-4 / 185 / Senior - 2V
Highland, Utah (Salt Lake CC)



Connor MacDougall

F / 6-9 / 240 / Grad - TR
Tempe, Ariz. (New Mexico)



Drew Cotton

G / 6-2 / 180 / Freshman - HS
Tucson, Ariz. (Mountain View HS)



Wyatt Lowell

F / 6-10 / 205 / Freshman - HS
Gilbert, Ariz. (Williams Field HS)



Baylee Steele

C / 6-11 / 245 / RS Junior - TR
Norwalk, Iowa (Eastern Michigan)



Richard Harward

C / 6-11 / 255 / Sophomore - 1V
Orem, Utah (Orem HS)



Mark Pope

4th Season at UVU
52-46 Record