



# HARTFORD HAWKS MEN'S BASKETBALL

## 2020-21 GAME NOTES

Sarah Boissonneault, Assistant Athletics Director for Athletic Communications  
 O: 860-768-5110 | C: 860-212-6730 | boissy@hartford.edu | @sarahboissy

### 2020-21 SCHEDULE

**RECORDS**

<b>OVERALL RECORD:</b>	<b>13-8</b>
AE	8-6
NON-CONFERENCE	5-2
HOME	9-1
AWAY	4-6
NEUTRAL	0-1

#### NOVEMBER (0-1)

Fri 27 at UConn CBS SN L, 57-69

#### DECEMBER (5-3)

Tue 1 vs. #12 Villanova^ ESPN2 L, 53-87

Wed 2 at Fairfield ESPN3 W, 66-61

**FRI 4 CENTRAL CONN. ESPN3 W, 80-65**

**MON 7 FAIRFIELD ESPN3 W, 67-54**

**SAT 19 MAINE\* ESPN3 W, 63-60**

**SUN 20 MAINE\* ESPN3 W, 65-50**

Sun 27 at New Hampshire\* ESPN+ L, 69-77

Mon 28 at New Hampshire\* ESPN3 L, 51-53

#### JANUARY (5-3)

**SAT 2 BINGHAMTON\* ESPN3 W, 76-56**

**SUN 3 BINGHAMTON\* ESPN+ W, 77-74**

Sat 9 at UMass Lowell\* ESPN3 L, 62-71

Sun 10 at UMass Lowell\* ESPN3 W, 75-58

Sat 16 at UMBC\* ESPN3 W, 70-63

Sun 17 at UMBC\* ESPN3 L, 49-57

Sat 30 at Stony Brook\* ESPN+ W, 59-57

Sun 31 at Stony Brook\* ESPN3 L, 49-63

#### FEBRUARY (3-1)

**SAT 13 NJIT\* ESPN3 L, 57-67**

**SUN 14 NJIT\* ESPN3 W, 75-61**

**SAT 27 No. 9 BINGHAMTON^ ESPN+ W, 77-60**

**SUN 28 No. 5 UALBANY^ ESPN+ W, 83-77**

#### MARCH (0-0)

Sat 6 at No. 2 Vermont^ ESPN+ 4 p.m.

Sat 13 AE Final vs. TBD^ ESPN2 11 a.m.

Home games in **BOLD CAPS**

All times Eastern and are subject to change

\* - Denotes America East Conference game

^ - Denotes America East Playoff game

### MEDIA POLICY

Media credentials will be **EXTREMELY LIMITED** this season and issued **ONLY** to working members of the media. Requests for **ALL** media credentials should be made in writing at least 24 hours before tipoff, via email, to Sarah Boissonneault, Assistant AD/Athletic Communications, at [boissy@hartford.edu](mailto:boissy@hartford.edu). Priority will be given to credited daily newspapers (by circulation), television stations and radio stations.

To view Hartford's 2020-21 Media Policy, click [here](#) or scan the QR code with the camera on your phone.



### AE SEMIFINALS



at



**#4 HARTFORD HAWKS**  
(13-8)

**#2 VERMONT CATAMOUNTS**  
(10-4)

**Head Coach:** John Gallagher (11th Year)

**Record at Hartford:** 155-186

**Record vs. Vermont:** 2-19

**Head Coach:** John Becker (10th Year)

**Record at Vermont:** 229-95

**Record vs. Hartford:** 16-2

### GAMEDAY AT A GLANCE

**#4 HARTFORD AT #2 VERMONT**  
**AMERICA EAST PLAYOFFS: SEMIFINALS**  
**SATURDAY, MARCH 6 | 4:00 PM (EST)**

**PATRICK GYMNASIUM**  
**BURLINGTON, VT.**

#### BROADCAST INFO

Watch Saturday's Game: ..... ESPN+

Play-by-Play: ..... Rob Ryan

Analyst: ..... Bernie Cieplicki

Live Stats: ..... [www.UVMathletics.com](http://www.UVMathletics.com)

#### STAY CONNECTED

Twitter: ..... @HartfordMBB

Hashtag: ..... #AEPlayoffs

Hashtag: ..... #FlyHigh

#### INSIDE THE SERIES

Overall: ..... Vermont leads, 52-24

at Vermont: ..... Vermont leads, 26-10

Series Streak: ..... Vermont, four games

First Meeting: ..... Hartford, 70-68 ot (12/9/85)

Last Meeting: ..... Vermont, 69-68 (2/8/20)

### QUICK HIT

The Hartford men's basketball team seeks its second straight America East Championship appearance on Saturday, when it heads to second-seeded Vermont for a semifinal matchup. Tipoff from Patrick Gymnasium is set for 4 p.m. on ESPN+.

### KEY HAWKS NUMBERS

**4**

Hartford has posted a top-four finish in the America East standings in each of the past **four** seasons, earning the No. 4 seed in 2020-21

**2**

The Hawks look to make it **two** straight AE Championship game appearances for the first time in program history.

**10**

Grad student Traci Carter continues to wreak havoc on opponents' offense, ranking first in the AE and **10th** in the nation with 2.6 steals per game.

**83**

Hartford, which shot 53% against No. 5 Albany, put up a season-high **83** points in the quarterfinal victory this past Sunday.

### PROBABLE STARTERS

*based on last game's starters*



**25** TRACI CARTER  
GR | G

11.0 ppg

3.1 rpg

3.5 apg

2.6 spg



**20** AUSTIN WILLIAMS  
SR | G

13.0 ppg

6.0 rpg

1.7 apg

.498 FG%



**4** D.J. MITCHELL  
JR | G

8.2 ppg

2.1 rpg

1.0 apg

42 3-pt FG




**0** HUNTER MARKS  
JR | F

9.5 ppg

5.9 rpg

1.4 apg

34.5 mpg



**12** MIROSLAV STAFL  
SO | F

10.7 ppg

5.7 rpg

1.3 apg

.551 FG%



# HARTFORD MEN'S BASKETBALL | AE SEMIFINALS

## 2020-21 HARTFORD MEN'S BASKETBALL ROSTER

No.	Name	Cl.	Pos.	Ht.	Wt.	Hometown/High School (Last School)
0	Hunter Marks	Jr.	F	6-9	190	Phillip Island, Australia/Wonthaggi Secondary College
1	Briggs McClain	Fr.	G	6-4	175	Martinsburg, W.Va./St. Maria Goretti Catholic
2	D.J. Mitchell	Jr.	G	6-0	160	Englewood Cliffs, N.J./St. Thomas More School
3	Jakub Dombek	So.	F	6-11	210	Ostrava, Czech Republic/Get Better Academy (Univ. of Colorado)
4	Moses Flowers*	So.	G	6-3	180	Dorchester, Mass./Thayer Academy
5	Cam McCravy	So.	G	6-0	170	Charlotte, N.C./Combine Academy
11	PJ Henry	So.	G	5-10	165	Houston, Texas/Shadow Creek
12	Miroslav StafI	So.	F	6-10	235	Liberec, Czech Republic/Get Better Academy
14	Rastislav Sipkovsky	Fr.	F	6-6	215	Sered, Slovakia/Get Better Academy
15	Thomas Webley	Fr.	F	6-10	240	Christchurch, New Zealand/Cashmere
20	Austin Williams	R-Sr.	G	6-4	200	Roseland, N.J./Seton Hall Prep (Marist)
21	Matt Hobbs	Sr.	G	6-4	200	Anchorage, Alaska/Impact Basketball Acad. (Univ. of New England)
22	AJ Gray	Fr.	G/F	6-4	205	Rochester, N.Y./Mercersburg Academy
23	Michael Dunne	Jr.	G	6-0	190	Matawan, N.J./Matawan Regional
25	Traci Carter	Gr.	G	6-1	175	Philadelphia, Pa./Life Center Academy (La Salle)

\* - Has opted out for the remainder of the 2020-21 season due to season-ending surgery

**Head Coach:** John Gallagher (St. Joseph '99) — 11th Season

**Assistant Coach:** Tom Devitt (Boston College '93) — Eighth Season

**Assistant Coach:** Yolonzo Moore II (Hartford '15) — Fourth Season

**Assistant Coach:** Tim Brooks (James Madison '11) — Second Season

**Director of Operations:** Andy Hurd (Trinity '16) — Second Season

**Graduate Manager:** Brendan Pollick (Rowan '18) — First Season

### ALPHABETICAL ROSTER

#	Name	Cl.	Pos.	Ht.	Wt.	Hometown
25	Traci Carter	Gr.	G	6-1	175	Philadelphia, Pa.
3	Jakub Dombek	So.	F	6-11	210	Ostrava, Czech Republic
23	Michael Dunne	Jr.	G	6-0	190	Matawan, N.J.
22	AJ Gray	Fr.	G/F	6-4	205	Rochester, N.Y.
4	Moses Flowers	So.	G	6-3	180	Dorchester, Mass.
11	PJ Henry	So.	G	5-10	165	Houston, Texas
21	Matt Hobbs	Sr.	G	6-4	200	Anchorage, Alaska
0	Hunter Marks	Jr.	F	6-9	190	Phillip Island, Australia
1	Briggs McClain	Fr.	G	6-4	175	Martinsburg, W.Va.
5	Cam McCravy	So.	G	6-4	200	Charlotte, N.C.
2	D.J. Mitchell	Jr.	G	6-0	160	Englewood Cliffs, N.J.
14	Rastislav Sipkovsky	Fr.	F	6-6	215	Sered, Slovakia
12	Miroslav StafI	So.	F	6-10	235	Liberec, Czech Republic
15	Thomas Webley	Fr.	F	6-10	240	Christchurch, New Zealand
5	Austin Williams	R-Sr.	G	6-4	200	Roseland, N.J.

### PRONUNCIATION GUIDE

3	JAKUB Dombek	YAH-kub
12	MIROSLAV STAFI	MERE-oh-slav STAH-full
14	RASTISLAV SIPKOVSKY	rah-STEE-slav
23	Michael DUNNE	DONE
AC	Tom DEVITT	DEHV-itt

### ROSTER BREAKDOWN

#### HAWKS BY CLASS

Graduate	1
Seniors	2
Juniors	3
Sophomores	5
Freshmen	4

#### HAWKS BY POSITION

Guards	9
Guards/Forwards	1
Forwards	5
Centers	0

#### HAWKS BY LOCATION

Australia	1
Czech Republic	2
New Zealand	1
Slovakia	1
United States:	
Alaska	1
Massachusetts	1
North Carolina	1
New Jersey	3
New York	1
Pennsylvania	1
Texas	1
West Virginia	1

#### HAWKS BY HEIGHT

5-10	1
6-0	3
6-1	1
6-3	1
6-4	4
6-6	1
6-9	1
6-10	2
6-11	1



# HARTFORD MEN'S BASKETBALL | AE SEMIFINALS

## INSIDE THE MATCHUP

### STAT COMPARISON

W3	STREAK	L1
65.7	<b>POINTS PER GAME</b>	73.6
63.8	<b>POINTS ALLOWED</b>	62.9
33.3	<b>REBOUNDS/GAME</b>	35.8
-1.8	<b>REBOUND MARGIN</b>	+4.4
.430	<b>FG%</b>	.464
.423	<b>FG% DEFENSE</b>	.395
.325	<b>3-PT FG%</b>	.348
.294	<b>3-PT FG% DEF</b>	.298
.705	<b>FT%</b>	.777
11.2	<b>ASSISTS/GAME</b>	14.1
12.7	<b>TO/GAME</b>	12.4
+1.1	<b>TO MARGIN</b>	+4.4
7.0	<b>STEALS/GAME</b>	4.9
2.0	<b>BLOCKS/GAME</b>	2.6

### SERIES BREAKDOWN

#### All-Time Series ..... Vermont leads, 52-24

At Hartford.....Vermont leads, 23-13  
 At Vermont.....Vermont leads, 26-10  
 Neutral Venue.....Vermont leads, 3-1

First Meeting.....Hartford, 70-68 ot (12/9/85)

Last Meeting .....Vermont, 69-68 (2/8/20)

Current Streak.....Vermont, four games

When Going to OT .....Vermont leads, 3-2

#### Hartford Superlatives

Most Points .....95 (95-98 3ot), 2/2/96

Fewest Points .....45, 2x, last: (45-89), 1/2/05

Largest Win .....26 points (70-44), 3/1/97

#### Vermont Superlatives

Most Points .....107 (80-107), 1/14/96

Fewest Points .....44 (70-44), 3/1/97

Largest Win .....31 points (54-85), 1/8/17

(Results in parenthesis list Hartford win/loss outcome)

### SERIES NOTEBOOK

- Vermont has dominated the series with a 52-24 record against Hartford, including a 26-10 advantage in Burlington
- The Catamounts have won 28 of the past 30 games, including each of the last four contests
- The Hawks' last win in the series in 2018 was arguably the most memorable, as it ended Vermont's record-breaking 33-game winning streak in America East contests
- That victory inside Patrick Gymnasium also ended what was at the time the nation's longest winning streak (15 games)

#### A WIN ON SATURDAY WOULD...

- be Hartford's fifth straight win in the postseason
- extend the Hawks' winning streak to four games
- end a four-game skid against the Catamounts
- punch Hartford's ticket to the America East Championship Game for the second straight season

#### SCOUTING VERMONT

- In a battle for the top seed in the America East Playoffs, the Catamounts split a pair of games with UMBC last month to earn the No. 2 seed and finish the regular season with a 10-4 record
- Vermont, which won a share of the America East Regular-Season Title, has been idle since, earning byes in the first round and the quarterfinals
- The Catamounts have won eight of their last nine games
- Center Ryan Davis leads the team in both scoring and rebounding at 18.8 ppg and 6.5 rpg on league-best 57.8 percent shooting from the field
- Stef Smith (13.3 ppg) and Ben Shungu (10.6 ppg) are also averaging double figures for the Catamounts

#### LAST TIME THEY MET

- Hartford swept an America East opponent for the second time when it took a pair of games from Binghamton in West Hartford last month
- Junior D.J. Mitchell scored 17 points to lead the Hawks to a 76-56 victory in the series opener (Jan. 2)
- After 17 lead changes in the finale, senior Austin Williams knocked down a three with half a second left to propel Hartford to a 77-74 win (Jan. 3)
- Grad student Traci Carter, who shot 53 percent from the field on the weekend, av-

eraged 13.5 points, 5.5 assists and 5.0 steals against the Bearcats

#### LAST TIME OUT

- Hartford scored a first-round victory over No. 9 Binghamton (77-60) on Saturday before defeating No. 5 UAlbany (83-77) in quarterfinal action on Sunday
- The Hawks averaged 80.0 points on 49.6 percent shooting in their two postseason wins
- Leading the way was Austin Williams (20.0 ppg, 8.0 rpg), who had a monstrous outing against Binghamton 29 points and 15 rebounds, both of which are career-best marks
- Grad student Traci Carter paced five Hawks in double figures in Sunday's game against the Great Danes with 20 points

#### NEXT ON TAP

- The winner of Saturday's game advances to the America East Championship Game to face either No. 1 UMBC or No. 6 UMass Lowell
- The recipient of the league's automatic bid to the NCAA Tournament will be determined at 11 a.m. on ESPN2

#### 4-FOR-4

- Hartford has finished in the top-four of the America East standings in each of the past four years
- This is the second time in that stretch that the Hawks are the No. 4 seed (2019, 2021)
- Hartford entered the postseason as the No. 3 seed in both 2018 and 2020

#### 4-FOR-4, PART II

- This season marks the fourth straight time that Hartford advances to the semifinals of the America East Playoffs
- The Hawks are 1-2 in that stretch, with their lone win coming last season at No. 2 Stony Brook

## QUICK GLANCE: LAST MEETINGS WITH VERMONT

#	Player	Total		3-Point			F-Throw		Rebounds				pts	avg									
		gp-gs	min	avg	fg-fga	fg%	3fg-fga	3fg%	ft-fa	ft%	off	def			tot	avg							
01	Malik Ellison	2-2	80	40.0	17-31	.54	1-3	.33	7-12	.58	5	15	20	10.0	4	0	4	4	2	42	21.0		
25	Traci Carter	2-2	68	34.0	12-25	.48	6-13	.46	1-2	.50	0	6	6	3.0	8	1	9	5	0	7	31	15.5	
00	Hunter Marks	2-2	71	35.5	6-15	.40	3-7	.42	8-9	.88	4	7	11	5.5	3	0	2	1	1	4	23	11.5	
04	Moses Flowers	2-2	54	27.0	6-15	.40	1-8	.12	0-0	.00	0	4	4	2.0	8	1	2	6	1	0	13	6.5	
12	Miroslav Staff	2-2	58	29.0	5-13	.38	0-2	.00	2-2	1.000	0	4	4	2.0	4	0	4	3	0	0	12	6.0	
11	PJ Henry	2-0	13	6.5	0-2	.00	0-0	.00	4-4	1.000	0	1	1	0.5	1	0	0	1	0	0	4	2.0	
03	Romain Boxus	2-0	20	10.0	0-3	.00	0-2	.00	0-0	.00	1	1	2	1.0	1	0	0	0	0	0	0	0.0	
02	D.J. Mitchell	1-0	23	23.0	0-3	.00	0-2	.00	0-0	.00	0	0	0	0.0	1	0	0	1	0	3	0	0.0	
23	Michael Dunne	1-0	13	13.0	0-0	.00	0-0	.00	0-1	.00	1	0	1	1.0	0	0	0	0	1	0	0	0.0	
Team										4		2		6						1			
Total.....		2	400	46-107		.43	11-37	.29	22-30	.73	15	40	55	27.5	30	2	21	22	5	16	125	62.5	
Opponents.....		2	400	54-110		.49	17-50	.34	18-25	.72	20	51	71	35.5	28	-	33	24	4	6	143	71.5	

#### JAN. 18, 2020

**H 27 30 57**

**V 37 37 74**

#### FEB. 8, 2020

**V 28 41 68**

**H 26 42 69**

- The Catamounts built a 10-point halftime lead and never looked back to take the first meeting, 74-57, in Burlington
- The second contest was a heartbreaker for the Hawks, who came up short at home in a 69-68 decision
- Carter, who scored a game-high 26 points, gave Hartford the lead on a pull-up jumper with 11 seconds left, but those heroics were spoiled by Ryan Davis' layup with four seconds left
- Former grad transfer Malik Ellison averaged a double-double against the Catamounts (21.0 points, 10.0 rebounds), including 23 points and 12 rebounds in the most recent meeting



# HARTFORD MEN'S BASKETBALL | AE SEMIFINALS

## ABOUT HARTFORD

### QUICK FACTS

Founded ..... 1957  
 Enrollment ..... 5,171 (undergraduate)  
 Nickname ..... Hawks  
 Colors ..... Scarlet & White  
 Conference ..... America East  
 Home Court ..... Reich Family Pavilion  
 Capacity ..... 3,507  
 President ..... Dr. Gregory Woodward  
 Interim Director of Athletics ..... Maria Feeley

### COACHING INFORMATION

**Head Coach** ..... **John Gallagher**  
 Alma Mater ..... St. Joseph's, 1998  
 Season ..... 11th  
 Record at Hartford ..... 155-186\*  
 Career Record ..... Same

**Assistant Coach** ..... **Tom Devitt**  
 Alma Mater ..... Boston College '93  
 Season ..... Eighth

**Assistant Coach** ..... **Yolonzo Moore II**  
 Alma Mater ..... Hartford '15  
 Season ..... Fourth

**Assistant Coach** ..... **Tim Brooks**  
 Alma Mater ..... James Madison '11  
 Season ..... Second

**Director of Ops** ..... **Andy Hurd**  
 Alma Mater ..... Trinity '16  
 Season ..... Second

**Graduate Manager** ..... **Brendan Pollick**  
 Alma Mater ..... Rowan '18  
 Season ..... First

\*Records do not include 13 wins vacated by the NCAA in 2018-19

### PROGRAM HISTORY

First Season ..... 1957-58  
 All-Time Record ..... 887-1,010\*  
 First Division I Season ..... 1984-85  
 Division I Record ..... 466-625\*  
 AE Championships (Last) ..... None  
 NCAA Appearances ..... None  
 19-20 Overall Record ..... 18-15 (.545)  
 19-20 AE Record (Finish) ..... 9-7 (3rd)

\*Records do not include 13 wins vacated by the NCAA in 2018-19

### COMMUNICATIONS

MBB Contact ..... Sarah Boissonneault  
 Office Phone: ..... 860-768-5110  
 Cell Phone ..... 860-212-6730  
 Email: ..... boissy@hartford.edu  
 Website ..... www.hartfordhawks.com  
 Athletics Facebook ..... /HartfordAthletics  
 Athletics Instagram ..... @HartfordHawks  
 Athletics Twitter ..... @HartfordHawks  
 Athletics YouTube ..... /HartfordAthletics  
 MBB Instagram ..... @Hartford\_MBB  
 MBB Twitter ..... @HartfordMBB

### PLANTING THE SEED

- Hartford enters the America East Playoffs as the No. 4 seed for the fourth time, and the second time in the past three years
- With two wins last weekend, the Hawks improved to 3-3 as the No. 4 seed in its 25 seasons as a member of the America East
- Hartford made a run to the semifinals of the America East Playoffs as the No. 4 seed in 2019, defeating No. 5 UMass Lowell in the quarterfinals before falling in double overtime at No. 3 UMBC in the semifinals

### FACING THE NO. 2 SEED

- Hartford is 2-9 when facing the No. 2 seed in the America East Playoffs
- The Hawks pulled off the upset against the No. 2 seed last season, taking down Stony Brook in the semifinals as the No. 3 seed
- Hartford's only other victory against the league's second seed came in 2016, when it upended UAlbany in the quarterfinals as the No. 7 seed

### INSIDE THE PLAYOFF SERIES

- The Hawks are 0-5 against the Catamounts in the America East Playoffs, and 0-6 all-time in the postseason
- The conference foes last faced off in the postseason in 2012, when Hartford hosted both the men's and women's tournaments
- In a game that needed to two overtimes to determine a winner, Vermont punched its ticket to the title game with a 77-73 victory
- The two teams were set to meet last season in the Championship Game, but that contest was canceled 48 hours before tipoff due to the COVID-19 pandemic

### TOP MARK

- Although unconventional in nature, the 2020-21 season has been one of the most successful in program history
- This season's .619 winning percentage is the program's best since Hartford joined the Division I ranks for the 1984-85 campaign
- The previous Division I program record for best winning percentage was .607, in 1996-97 (17-11)
- Overall, the Hawks' top winning percentage came in 1969-70, when they went 19-3 for a .864 mark

### IT'S BEEN AWHILE

- A workhorse on the court, Carter's numbers have been impressive on both ends of the court in 2020-21
- With 2.6 steals and 11.0 points per game, he is the first player in 31 years to average 2.5+ steals and 10.0+ points in the same season
- The only other player to put up similar numbers was Lamont Middleton, who averaged 2.5 steals and 18.9 points in 28 games in 1989-90

### PROTECT THE NEST

- Hartford was impressive at home this season, going 9-1 for a .900 win percentage
- It marked the best winning percentage inside Reich Family Pavilion since 2002-03, when Hartford won 11 of 12 home contests (.917 winning percentage)
- The Hawks won their first six games in West

Hartford before falling in the series opener vs. NJIT (Feb. 13), marking the program's best start at home since 1989-90 (9-0 start)

- Dating back to last year's quarterfinal victory against UMass Lowell, Hartford won seven straight games Reich Family Pavilion, which was the longest since a seven-game rally that stretched from the 2001-02 campaign, into the 2002-03 season
- During that stretch, Hartford won its final home game in 2001-02, before opening 2002-03 with six straight home wins

### HOME COURT ADVANTAGE

- The Hawks had quite the advantage when playing inside Reich Family Pavilion in 2020-21
- Hartford, which posted more home wins than any other team in the league (9), also posted the America East's best home winning percentage (.900)
- In 10 home games, Hartford averaged 72.0 points, compared to 60.0 points in road contests (11 games)
- The Hawks shot more than 10 percentage points better at home (47.9 percent compared to 38.6 percent)
- There was also a dramatic difference in Hartford's efficiency from three-point range (38.4 percent compared to 27.0 percent on the road)

### ALL-CONFERENCE HONOREES

- Three different Hawks combined to bring home four All-Conference awards last month
- Leading the way was Carter, who was named to the Second Team after receiving Third Team distinction in 2020
- He was also named to the All-Defensive Team, making him just the second player in program history to earn the honor twice (Corban Wroe: 2014, 2015)
- In his first year with the Hawks, Williams was named to the Third Team
- Rounding out the award winners was Marks, who earned All-Academic Team laurels for the second straight season
- He becomes the third repeat All-Academic Team member in program history, joining Wroe (2014, 2015) and Jaret von Rosenberg (2008, 2009)

### KEY-POINT LINE

- The three-point line has been a key factor in Hartford's success under head coach John Gallagher
- The Hawks are averaging 7.7 threes per game on 32.6 percent shooting
- 35 percent of Hartford's offense comes from behind the arc

### CARTER HITS A MILESTONE

- Carter hit two key milestones in his Hartford career at Stony Brook in January
- Making his 50th career start, he also scored his 500th point on a three-pointer with 17:28 left in the second half (Jan. 31)
- Carter, who enters the postseason with 551 points in a Hartford uniform, joins teammate Marks in the 500-point club
- His 54 starts are tied with Marks for the most among current Hawks



# HARTFORD MEN'S BASKETBALL | AE SEMIFINALS

## RECORD TRENDS

Overall.....	13-8
Home.....	9-1
Away.....	4-6
Neutral.....	0-1
In Overtime.....	0-0
vs. Ranked Opponents.....	0-1
vs. Non-Conference Opponents.....	3-2
<hr/>	
Leading at the half.....	9-3
Trailing at the half.....	4-5
Tied at the half.....	0-0
Leading with 2:00 left (regulation).....	11-0
Trailing with 2:00 left (regulation).....	2-8
Tied with 2:00 left (regulation).....	1-0
Games decided by > 10 points.....	7-2
Games decided by 6-10 points.....	2-5
Games decided by < 5 points.....	4-1
<hr/>	
Scoring 80+ points.....	2-0
Scoring 70-79 points.....	6-0
Scoring 60-69 points.....	4-2
Scoring 50-59 points.....	1-4
Scoring < 50 points.....	0-2
<hr/>	
Opponent scores 80+ points.....	0-1
Opponent scores 70-79 points.....	2-2
Opponent scores 60-69 points.....	6-3
Opponent scores 50-59 points.....	5-2
Opponent scores < 50 points.....	0-0
<hr/>	
Shooting > 50 percent.....	4-0
Shooting 40-49.9 percent.....	7-2
Shooting 30-39.9 percent.....	2-4
Shooting < 30 percent.....	0-2
Outshooting opponent (%).....	11-0
Outshot by opponent (%).....	1-8
Teams shoot same percentage.....	0-0
<hr/>	
Two or less in double figures.....	2-5
Three in double figures.....	5-2
Four in double figures.....	2-1
Five or more in double figures.....	4-0
<hr/>	
Outrebounded opponent.....	7-2
Outrebounded by opponent.....	6-6
Rebound margin is even.....	0-0
<hr/>	
Commit same or fewer TO.....	9-3
Commit more TO than opp.....	4-5
<hr/>	
Makes more or same 3FGs.....	11-5
Makes fewer 3FGs.....	2-3
<hr/>	
Makes more or same FTs.....	8-4
Makes fewer FTs.....	5-4
<hr/>	
Games following a win.....	8-4
Games following a loss.....	5-3
<hr/>	
On Monday.....	1-1
On Tuesday.....	0-1
On Wednesday.....	1-0
On Thursday.....	0-0
On Friday.....	1-1
On Saturday.....	5-2
On Sunday.....	5-3

## HUNTER'S NOTABLE MARKS

- Marks became the first active Hartford player to reach 500 career points against Stony Brook (Jan. 30)
- He reached the mark late in the game on a three-pointer with 91 seconds left
- Marks also hit another career milestone that weekend, making his 50th career start in the series finale (Jan. 31)
- He is the Hawks' active leading scorer (563 points) and rebounder (329 rebounds), while his 54 starts are tied for most on the team

## ZERO-POINT LINE

- Hartford enters the week ranked 20th nationally in three-point defense at 32.6 percent
- Opponents have been held south of 30.0 percent shooting by the Hawks' defense 12 times this season, including UMBC, which went just 2-of-21 (9.5%)
- Last season, the Hawks held opponents to 27.5 percent shooting from long range, the second-best mark in NCAA Division I

## MAGNIFICENT MIRO

- Sophomore Miroslav Staffl has been big since making his season debut for the Maine series on Dec. 19 and Dec. 20
- He averaged 11.0 points and 8.0 rebounds off the bench in the two-game set with the Black Bears, including a season-best 17 points in the series finale
- Staffl has netted double figures in more than half (9) of his 15 appearances, including each of his past three games
- He is averaging career-best numbers in scoring (10.7 ppg) and rebounds (5.7 rpg)

## ONE WIN AWAY FROM DANCING

- Hartford looks to pick up its postseason run where it left off last year, when it was one win away from earning the program's first-ever trip to the Big Dance
- Hours before loading up the bus to head to top-seeded Vermont, the Hawks saw their America East Playoff run come to an abrupt and heartbreaking end due to COVID-19
- Hartford was en route to making the program's second Championship Game appearance, with its first taking place in 2008 against UMBC
- The No. 3 seed in the postseason, the Hawks took down No. 6 UMass Lowell in the quarterfinals before upsetting No. 2 Stony Brook on the road in the semifinals

## AUSTIN'S POWERS

- Williams, who sat out the 2019-20 campaign due to NCAA transfer regulations, has added experience to the roster this season
- He has produced both of Hartford's best scoring games this season, netting 29 points against UMass Lowell (Jan. 10) before matching that career high in the first-round win vs. Binghamton
- It marked the best single-game scoring output for a Hawk since Ellison dropped 29 in a regular-season win vs. Stony Brook a season ago (Feb. 26, 2020)
- His quick first step creates high-percentage shots, which is reflected in his .498

## HAWKS IN THE AE

### CONFERENCE STANDINGS

	OVERALL		AE	
	W-L	PCT	W-L	PCT
UMBC	14-5	.737	10-4	.714
Vermont	10-4	.714	10-4	.714
New Hampshire	10-9	.526	9-6	.600
<b>Hartford</b>	<b>13-8</b>	<b>.619</b>	<b>8-6</b>	<b>.571</b>
UAlbany	7-9	.438	6-6	.500
UMass Lowell	10-11	.476	7-8	.467
Stony Brook	9-14	.391	7-9	.438
NJIT	7-12	.368	6-10	.375
Binghamton	4-14	.222	4-10	.286
Maine	2-7	.222	2-6	.250

### TEAM RANKINGS (NCAA RANK)

Scoring Offense.....	65.7, 8th
Scoring Defense.....	63.8, 2nd (34th)
Scoring Margin.....	+1.9, 4th
Field Goal Percentage.....	.430, 5th
FG Percentage Defense.....	.423, 4th
3FG Percentage.....	.326, 6th
3FG Percentage Defense.....	.294, 1st (20th)
3-pt FG Made.....	7.7, 3rd
Free-Throw Percentage.....	.705, 4th
Rebounds.....	33.3, 7th
Offensive Rebounds.....	8.4, 7th
Defensive Rebounds.....	24.9, 7th
Rebound Margin.....	-1.9, 7th
Turnover Margin.....	+1.10, 4th
Blocked Shots.....	2.0, 8th
Assists.....	11.2, 6th
Steals.....	7.0, 1st

### PLAYER RANKINGS (NCAA TOP-75)

Individual SCORING	Overall	Rank	NCAA*
--			
<hr/>			
<b>REBOUNDING</b>			
Austin Williams	6.0	10th	
<hr/>			
<b>FG%</b>			
Miroslav Staffl	.551	2nd	
Austin Williams	.498	3rd	
<hr/>			
<b>FT%</b>			
--			
<hr/>			
<b>3PT FG%</b>			
D.J. Mitchell	.433	1st	
<hr/>			
<b>3PT FG MADE</b>			
D.J. Mitchell	2.0	t-6th	
<hr/>			
<b>ASSISTS</b>			
Traci Carter	3.5	2nd	
<hr/>			
<b>ASSIST-TURNOVER RATIO</b>			
Traci Carter	1.5	4th	
<hr/>			
<b>STEALS</b>			
Traci Carter	2.6	1st	10th
<hr/>			
<b>BLOCKS</b>			
Miroslav Staffl	0.6	t-10th	
<hr/>			
<b>MINUTES</b>			
Hunter Marks	34.5	2nd	



# HARTFORD MEN'S BASKETBALL | AE SEMIFINALS

## SUPERLATIVES

CATEGORY	STAT (GAME)
Points	83, vs. UAlbany (2/28/21)
<b>Low</b>	<b>49, 2x, last - at Stony Brook (1/31/21)</b>
1st Half Pts	42, vs. NJIT (2/14/21)
<b>Low</b>	<b>22, at Stony Brook (1/30/21)</b>
2nd Half Pts	45, vs. UAlbany (2/28/21)
<b>Low</b>	<b>22, 2x, last - vs. NJIT (2/13/21)</b>
FG Made	29, 3x, last - vs. Binghamton (2/27/21)
<b>Low</b>	<b>11, at UNH (12/27/20)</b>
FG Att	67, at Fairfield (12/2/20)
<b>Low</b>	<b>44, at UNH (12/27/20)</b>
FG%	.583, vs. NJIT (2/14/21)
<b>Low</b>	<b>.250, at UNH (12/27/20)</b>
1st Half FG%	.680, vs. NJIT (2/14/21)
<b>Low</b>	<b>.222, at Stony Brook (1/30/21)</b>
2nd Half FG%	.650, vs. Binghamton (1/2/21)
<b>Low</b>	<b>.217, at UNH (12/27/20)</b>
3-Pt FG Made	14, at UNH (12/27/20)
<b>Low</b>	<b>3, 2x, last - at Stony Brook (1/31/21)</b>
3-Point Att	34, vs. NJIT (2/13/21)
<b>Low</b>	<b>15, at UConn (11/27/20)</b>
3-Point %	.591, vs. Binghamton (1/3/21)
<b>Low</b>	<b>.115, at Stony Brook (1/30/21)</b>
FT Made	24, at UNH (12/27/20)
<b>Low</b>	<b>5, 2x, last - vs. NJIT (2/13/21)</b>
FT Att	33, at UNH (12/27/20)
<b>Low</b>	<b>8, vs. NJIT (2/13/21)</b>
FT %	.833 (2x), last - , vs. Binghamton (1/3/21)
<b>Low</b>	<b>.500, at UNH (12/27/20)</b>
Total Rebounds	42, vs. Binghamton (2/27/21)
<b>Low</b>	<b>20, vs. Binghamton (1/3/21)</b>
Rebound Margin	+12.0, vs. Maine (12/20/20)
Assists	18, vs. Binghamton (2/27/21)
<b>Low</b>	<b>4, at UConn (11/27/20)</b>
Turnovers	19, vs. Maine (12/19/20)
<b>Low</b>	<b>6, vs. Fairfield (12/7/20)</b>
TO Margin	+10.0, at Stony Brook (1/30/21)
Blocked Shots	7, at Stony Brook (1/31/21)
<b>Low</b>	<b>0, 3x, last - at UMass Lowell (1/9/21)</b>
Steals	11, vs. CCSU (12/4/20)
<b>Low</b>	<b>3, at UMBC (1/17/21)</b>

shooting percentage from the field, the third-best mark in the America East

### D.J. FOR THREE

- Junior D.J. Mitchell has emerged as one of the league's top three-point threats
- He has knocked down a team-best 42 threes this season, and is the league's most efficient shooter from long range with a .433 clip
- 73 percent of Mitchell's scoring is done from behind the arc, with all but 46 of his 172 points coming from three-pointers
- He caught fire earlier this month against Maine (Dec. 20), knocking down the most threes in a game (6) since Jason Dunne had six against Binghamton on Jan. 30, 2019
- Mitchell has made at least three triples in seven games this season

### GOING STREAKING

- Williams saw his team-best double-figure scoring streak come to an end at 10 games, after being held to six points in the NJIT series opener last month (Feb. 13)
- He averaged 15.2 points on 48 percent shooting during his career-long rally
- The streak was the longest since Ellison netted twin figures in 12 straight outings last year from Jan. 25 to March 7
- Williams, who leads the way with 16 game in double figures, has since picked up where he left off, netting double figures in the past three games
- Junior Hunter Marks is currently riding Hartford's longest double-digit scoring streak at six games

### WEBLEY'S WEEKLY AWARDS

- Hartford's first recruit from New Zealand, freshman Thomas Webley has landed quality minutes in the front court
- He earned a weekly award from the America East a team-best two times, taking home a pair of Rookie of the Week honors
- Most recently, Webley was tabbed Rookie of the Week on Feb. 15 after averaging 7.0 points and 4.5 boards in 39 minutes against NJIT

### BRING IN THE CLOSER

- Closing out games has also been a strong point for the Hawks this season
- They are 12-0 when leading — or when the game is tied — with two minutes remaining

### IN THE 70s

- Hartford's key number this season is 70
- When scoring 70+ points this season, the Hawks are 8-0

## MILESTONE TRACKER

### #25 TRACI CARTER (GR/G)

Milestone	To Go	Achieved
^750 career points	--	Dec. 7, 2020
^1,000 career points	56	--^
500 career points	--	Jan. 31, 2021
600 career points	49	--
100 career steals	--	Dec. 20, 2020
200 career steals	63	--

### #4 MOSES FLOWERS (SO/G)

Milestone	To Go	Achieved
400 career points	--	Dec. 4, 2020
500 career points	54	--

### #0 HUNTER MARKS (JR/G)

Milestone	To Go	Achieved
500 career points	--	Jan. 30, 2021
600 career points	37	--
300 career rebounds	--	Jan. 30, 2021
400 career rebounds	71	--

### #2 D.J. MITCHELL (JR/G)

Milestone	To Go	Achieved
300 career points	--	Jan. 3, 2021
400 career points	11	00
50 3-pt FG	--	Dec. 4, 2020
100 3-pt FG	14	--

### #12 MIROSLAV STAFL (SO/F)

Milestone	To Go	Achieved
400 career points	--	Jan. 17, 2021
500 career points	38	--
200 career rebounds	--	Jan. 31, 2021
300 career rebounds	73	--

### #20 AUSTIN WILLIAMS (SR/G)

Milestone	To Go	Achieved
200 career points	--	Jan. 30, 2021
300 career points	26	--
200 career rebounds	--	Feb. 13, 2021
200 career rebounds	75	--

^ - Career points include totals from Marquette and La Salle

### SWIPE SPECIALISTS

- Hartford enters the semifinals as the America East's leader in steals, averaging 7.0 per game
- This is not a new trend as a year ago, Hartford finished as the America East's leader in total steals (241) and steals per game (7.3)

### HE WENT THE DISTANCE

- Williams, logged 133 consecutive minutes of playing time, which included the full 40 minutes at UMass Lowell (Jan. 10) and two complete games at UMBC (Jan. 16 & 17)
- His rally started at the 3:25 mark of the sec-

## HAWKS SCORING MARGIN DIFFERENTIAL

	1	2	3	4	5	6	7	8	9	10	11	12	13	14	15	16-20	21-25	26-30	31-35	35+
WON	1	2			1	1	1							1	1	2	3			
LOST	1							2	1	1		1		1						1

## HAWKS REBOUNDING MARGIN DIFFERENTIAL

	1	2	3	4	5	6	7	8	9	10	11	12	13	14	15	16	17	18	19	20	21-25	26-30	
+ (POS)	2	1		1	1	2	1					1											
- (NEG)	1	2	1	1	1	1		1			1		1	2									



# HARTFORD MEN'S BASKETBALL | AE SEMIFINALS

## PLAYER TRENDS

### 10+ POINT GAMES

	20-21	Career	Cons.
Marks	13	31	6
Williams	16	16	3
Stafl	9	20	3
Carter	12	28	1
Mitchell	7	13	1
Henry	2	4	--
Flowers	5	20	--
Webley	2	2	--
Dunne	--	1	--

### 20+ POINT GAMES

	20-21	Career	Cons.
Carter	2	4	1
Williams	2	2	--
Flowers	2	4	--
Mitchell	1	1	--
Marks	--	1	--

### 30+ POINT GAMES

	20-21	Career	Cons.
--	--	--	--

### 10+ REBOUND GAMES

	20-21	Career	Cons.
Marks	3	7	--
Williams	3	3	--
Carter	--	1	--

### 5+ ASSIST GAMES

	20-21	Career	Cons.
Carter	7	27	--
Henry	1	1	--
Flowers	--	1	--
Marks	1	2	--

### 10+ ASSIST GAMES

	20-21	Career	Cons.
Carter	--	1	--

### 3+ BLOCK GAMES

	20-21	Career	Cons.
Marks	2	3	--

### 5+ STEAL GAMES

	20-21	Career	Cons.
Carter	4	9	--

### DOUBLE-DOUBLES

	20-21	Career	Cons.
Marks	3	5	--
Williams	3	3	--
Carter	--	1	--

ond half in the first game against the River Hawks (Jan. 9) and ended with 9:20 to go in the first half at Stony Brook (Jan. 30)

- The last player to play every minute of three consecutive games was J.R. Lynch, who played 130 straight minutes, beginning with a Feb. 2 matchup vs. Stony Brook in 2019

### SHARE THE WEALTH

- The 2020-21 edition of the Hawks features a very balanced offense, with three active players — and four total — averaging twin figures
- Williams leads the pack, entering the postseason averaging 13.0 points per game
- Despite his scoring average being the 12th-best in the America East, it is the lowest mark for Hartford's leading scorer since 2014-15, when Mark Nwakamma ('15) averaged led the offense with 12.1 points per game

### DEE-FENCE

- Hartford has been solid defensively this season, holding opponents to 63.8 ppg, thesecond-best average in the conference behind Vermont (62.9 ppg)
- The Hawks enter the weekend ranked No. 34 in the nation in the category
- They were even stingier in conference play,

holding league foes to just 61.9 ppg

- They have buckled down to hold five opponents to 59 points or fewer this season

### ON THE ROAD AGAIN

- The postponement of Hartford's home series with Vermont (Jan. 23 & 24), coupled with the America East's readjustment of its schedule, landed the Hawks on the road for six straight games in January
- It marked the program's longest stretch of road contests since 2001-02, when Hartford played eight straight games away from Reich Family Pavilion
- The Hawks went 3-3 during their road trip, splitting three series at UMass Lowell, UMBC and Stony Brook

### CARDIAC KIDS

- The Hawks have been clutch in crunch time, winning three league games in dramatic fashion
- Hartford defeated Maine on Dec. 19 on a Marks three-pointer with less than two seconds left
- Two weeks later, Williams propelled the Hawks to a 77-74 victory against Binghamton (Jan. 3) after knocking down a three with half a second left
- Williams delivered the heroics once again at Stony Brook (Jan. 30), as his putback with 15

## GAME-BY-GAME LEADERS

	OPP	RESULT	DBL FIG	POINTS	REBOUNDS	ASSISTS	BLOCKS	STEALS
	at UConn	L, 57-69	2	Flowers (24)▪	Marks (9)	Webley (2)	--	Flowers (3)▪
	vs. #12 Villanova	L, 53-87	2	Carter (13)	Webley (6)	Mitchell (3)	--	Williams (2)▪
	at Fairfield	W, 66-62	3	Flowers (20)▪	Flowers (8)	Carter (2) Flowers (2)	Three tied (1)	Flowers (4)▪
	CCSU	W, 80-65	5	Flowers (16)	Williams (10)▪	Carter (4)▪	Flowers (1)▪	Carter (5)▪
	Fairfield	W, 67-54	3	Carter (15)	Marks (11)▪	Carter (6)▪	Marks (3)▪	Carter (4)▪
	Maine	W, 63-60	2	Carter (15)▪	Stafl (8) Williams (8)	Marks (3) Flowers (3)	Stafl (1)	Carter (3)▪
	Maine	W, 65-50	2	Mitchell (21)▪	Stafl (8)▪	Henry (7)▪	Webley (1)	Mitchell (2)
	at UNH	L, 69-77	4	Carter (21)▪	Williams (6)	Williams (3)▪ Stafl (3)▪	Stafl (2)	Carter (5)▪
	at UNH	L, 51-53	1	Williams (16)	Stafl (7)	Carter (3)▪	Williams (2)▪	Flowers (2)▪ Mitchell (2)▪
	Binghamton	W, 76-56	4	Mitchell (17)▪	Marks (9)▪ Stafl (9)▪	Henry (4)▪	Stafl (2)▪	Carter (4)▪
	Binghamton	W, 77-73	6	Carter (16)	Three tied (4)	Carter (8)▪	Two tied (1)▪	Carter (6)▪
	at UMass Lowell	L, 62-71	3	Stafl (16)	Stafl (6) Williams (6)	Henry (3)	--	Dunne (3)▪
	at UMass Lowell	W, 75-58	4	Williams (29)▪	Marks (8)	Carter (7)▪	Stafl (1)	Carter (3) Stafl (3)
	at UMBC	W, 70-63	3	Carter (16) Williams (16)	Williams (13)▪	Carter (6)▪	Four tied (1)	Carter (5)▪
	at UMBC	L, 49-57	1	Williams (13)	Williams (9)▪	Carter (3)▪ Williams (3)▪	Marks (1)	Three tied (1)▪
	at Stony Brook	W, 59-57	3	Williams (15)▪	Marks (10)	Carter (3)	Two tied (1)	Carter (4)▪
	at Stony Brook	L, 49-63	2	Marks (15)	Marks (6) Williams (6)	Carter (8)	Marks (5)	Carter (3)
	NJIT	L, 57-67	3	Mitchell (17)	Marks (12)▪	Carter (6)▪	Two tied (1)▪	Five tied (1)
	NJIT	W, 75-61	5	Stafl (17)	Williams (8)▪	Stafl (4)▪	Marks (2)▪	Mitchell (2)▪
	No. 9 Binghamton	W, 77-60	3	Williams (29)▪	Williams (15)▪	Carter (5)▪ Marks (5)▪	Two tied (1)	Carter (1) Williams (1)
	No. 5 UAlbany	W, 83-77	5	Carter (20)▪	Stafl (7)	Carter (4)	Two tied (1)▪	Three tied (2)
	at No. 2 Vermont							

▪ Indicates game-high total



# HARTFORD MEN'S BASKETBALL | AE SEMIFINALS

seconds led Hartford to a 59-57 triumph

- Hartford is 4-1 this season in games decided by five points or fewer, with the lone blemish coming in the series finale at New Hampshire (Dec. 28)

### OH HENRY!

- Sophomore PJ Henry has logged solid minutes off the bench this season, contributing 4.2 points and 1.5 assists in 21 games
- He is averaging 16.7 minutes per game, up from the 12.4 minutes logged his rookie year
- Henry went 3-for-4 from long range in the second game against Binghamton (Jan. 3) to finish with a season-high 13 points in the win
- The guard had another solid performance in game two against NJIT (Feb. 14), going 3-for-3 from the field (2-for-2 from three) for 10 points

### FLOWERS OPTS OUT OF 2020-21

- Sophomore Moses Flowers has elected to opt out of the remainder of the 2020-21 campaign
- This season he became the fastest player to score 400 career points since Joe Zeglinski (32 games), needing 37 games to hit the mark
- Flowers led the team in scoring at the time of his departure (11.6 ppg) with two big games against UConn (24 points) and Fairfield (20)
- He was Hartford's first All-Rookie Team selection since 2012 in 2019-20
- Flowers' scoring average last season (10.4 ppg) was the fourth-highest in the school's Division I history for a freshman, while his 56 three-pointers were the fourth-most made by a Hartford rookie

### GRAND THEFT AUTO

- Carter has been a menace on the defensive side of the floor in his time in a Hartford uniform
- A two-time All-Defensive Team member, he leads the America East and is 10th in the nation with 2.6 steals per game
- Carter has registered five-or-more steals in a game four times this season, including a season-high in a win against Binghamton (Jan. 3)
- In 2020-21, he finished sixth in the nation and shattered Hartford's single-season record after registering 83 thefts
- Carter also broke Hartford's 20-year-old single-game record by one steal after recording nine in the win at UAlbany (Jan. 25, 2020)

### NON-CONFERENCE NOTEBOOK

- The Hawks withstood adversity in their non-conference slate, which featured five contests, including two against high-major programs
- Hartford opened 2020-21 against BIG EAST member UConn on the road and fell by just 12 points in the first meeting between the two schools since 2008
- The Hawks went on to face then-ranked #12 Villanova inside Mohegan Sun's #Bubbleville on ESPN2 in a game that was scheduled less than 48 hours before tipoff
- Hartford also played a non-conference opponent (Fairfield) twice in the same season outside of any tournaments for the first time in program history
- The unconventional nature of the 2020-21 non-conference slate resulted in the Hawks playing four games within a seven-day stretch,

including two within 27 hours of each other (Villanova - Dec. 1, Fairfield - Dec. 2)

### CLEAN SWEEP

- Williams and Webley swept the America East's weekly awards on Dec. 7 when they were named the Player and Rookie of the Week, respectively
- The sweep of the weekly awards was Hartford's first in 15 years, when Kenny Adeleke ('06) and Joe Zeglinski ('11) were named Player and Rookie of the Week, respectively, on Dec. 5, 2005

### THREE STREAK

- The Hawks have knocked down at least one three-pointer in 445 consecutive games
- The rally has stretched over 13-plus seasons and dates back to Feb. 8, 2007
- Hartford is closing in on the program's longest three-point streak, a 461-game stretch that spanned from Jan. 16, 1991, to Feb. 6, 2007

### WORKING OVERTIME

- Hartford came up short in its lone overtime game of the 2020-21 season
- The Hawks have lost their last two overtime games, dating back to a double OT defeat at UMBC in the semifinals of the 2019 America East Playoffs
- Prior to those past two defeats, Hartford won seven straight overtime contests dating back to 2016
- The Hawks are 8-5 under Gallagher in overtime games

### CONTRACT EXTENDED

- Hartford head coach John Gallagher signed a multi-year contract extension earlier in 2020 (Jan. 23) that will keep him with the Hawks through the 2022-23 season
- Serving as Hartford's head coach since 2010, Gallagher is the winningest coach in program history

### PRESEASON PROJECTIONS

- For the second straight season, the Hawks have been picked to finish sixth in the America East Coaches' Poll
- The Hawks earned 43 points in the poll, one

## 2020-21 HONOR ROLL

### AE WEEKLY AWARDS

#### ROOKIE OF THE WEEK

Thomas Webley..... Dec. 7, 2020  
Thomas Webley..... Feb. 15, 2021

#### PLAYER OF THE WEEK

Austin Williams..... Dec. 7, 2020  
Traci Carter..... Jan. 2, 2021

### AE ALL-CONFERENCE

A number of international players have  
Traci Carter..... Second Team  
All-Defensive Team  
Hunter Marks..... All-Academic Team  
Austin Williams..... Third Team

### COLLEGE SPORTS MADNESS

#### MID-MAJOR PLAYER OF THE WEEK

Traci Carter..... Jan. 2, 2021  
Hunter Marks..... Feb. 1, 2021

- The Hawks have four foreign countries represented among five different players: Australia (Marks), Czech Republic (Dombek, Staffl), New Zealand (Webley), Slovakia (Sipkovsky)
- The international flair is not a new trend for the Hawks' roster, as Gallagher has also drawn players from Belgium, Egypt, Ireland, Russia, Serbia, Slovenia and Spain over the past four seasons

### BROTHERLY LOVE

- Two players on the 2020-21 roster have sibling connections with former Hawks
- Junior guard Michael Dunne is the brother of Jason Dunne, a 1,000-point scorer who graduated in 2019
- Senior Matt Hobbs, who redshirted the 2018-19 campaign, is the brother of former Hawk Jack Hobbs, who spent four seasons at Hartford from 2014-18

## THIS IS SPORTSCENTER

Senior Austin Williams threw down two monstrous dunks earlier this season at UMass Lowell, one of which was worthy of making one of then nation's top highlight reel. [Click here](#), or scan the QR code with your phone, to check out his first huge slam of the afternoon, which landed the No. 6 spot on ESPN SportsCenter's Top 10 countdown on Jan. 11.





# HARTFORD MEN'S BASKETBALL | AE SEMIFINALS

## INDIVIDUAL GAME HIGHS

### POINTS

29, Austin Williams at UMass Lowell (1/10/21)  
 29, Austin Williams vs. Binghamton (2/27/21)  
 24, Moses Flowers at UConn (11/27/20)  
 21, D.J. Mitchell vs. Maine (12/20/20)  
 21, Traci Carter at UNH (12/27/20)

### FIELD GOALS MADE

11, Austin Williams at UMass Lowell (1/10/21)  
 10, Austin Williams vs. Binghamton (2/27/21)  
 8, Moses Flowers at UConn (11/27/20)  
 8, Miroslav Staf at UMass Lowell (1/9/21)  
 8, Austin Williams at UMBC (1/16/21)  
 8, Traci Carter vs. UAlbany (2/28/21)

### FIELD GOALS ATTEMPTED

19, Traci Carter at Stony Brook (1/30/21)  
 18, Moses Flowers at UConn (11/27/20)  
 18, Austin Williams at UMBC (1/16/21)  
 17, Austin Williams at UMass Lowell (1/10/21)  
 17, Traci Carter vs. UAlbany (2/28/21)

### FIELD GOAL PERCENTAGE (min. 6 made)

.857 (6-7), Moses Flowers vs. CCSU (12/4/20)  
 .857 (6-7), D.J. Mitchell vs. NJIT (2/13/21)  
 .778 (7-9), D.J. Mitchell vs. Maine (12/20/20)

### 3-POINT FIELD GOALS MADE

6, D.J. Mitchell vs. Maine (12/20/20)  
 5, D.J. Mitchell vs. NJIT (2/13/21)  
 4, D.J. Mitchell vs. CCSU (12/4/20)  
 4, Traci Carter at UNH (12/27/20)  
 4, D.J. Mitchell vs. Binghamton (1/2/21)  
 4, Traci Carter vs. Binghamton (1/3/21)  
 4, Traci Carter vs. UAlbany (2/28/21)

### 3-POINT FIELD GOALS ATTEMPTED

12, Traci Carter vs. NJIT (2/13/21)  
 10, D.J. Mitchell at UMBC (1/17/21)  
 9, Hunter Marks at UMass Lowell (1/10/21)

### 3-POINT FIELD GOAL % (min. 4 made)

.833 (5-6), D.J. Mitchell vs. NJIT (2/13/21)  
 .800 (4-5), D.J. Mitchell vs. CCSU (12/4/20)  
 .750 (6-8), D.J. Mitchell vs. Maine (12/20/20)

### FREE THROWS MADE

9, Hunter Marks at UConn (11/27/20)  
 8, Austin Williams at UNH (12/27/20)  
 8, Hunter Marks at UMass Lowell (1/10/21)

### FREE THROWS ATTEMPTED

11, Hunter Marks at UConn (11/27/20)  
 8, Austin Williams at UNH (12/27/20)  
 8, Moses Flowers at UNH (12/27/20)  
 8, Hunter Marks at UMass Lowell (1/10/21)

### FT PERCENTAGE (min. 8 made)

1.000, Austin Williams at UNH (12/27/20)  
 1.000, Austin Williams at UMass Lowell (1/10/21)  
 .818 Hunter Marks at UConn (11/27/20)

### REBOUNDS

15, Austin Williams vs. Binghamton (2/27/21)  
 13, Austin Williams at UMBC (1/16/21)  
 12, Hunter Marks vs. NJIT (2/13/21)

### ASSISTS

8, Traci Carter vs. Binghamton (1/3/21)  
 8, Traci Carter at Stony Brook (1/31/21)  
 7, PJ Henry vs. Maine (12/20/20)  
 7, Traci Carter at UMass Lowell (1/10/21)

### STEALS

6, Traci Carter vs. Binghamton (1/3/21)  
 5, Traci Carter vs. CCSU (12/4/20)  
 5, Traci Carter at UNH (12/27/20)  
 5, Traci Carter at UMBC (1/16/21)

### BLOCKED SHOTS (min. 3)

5, Hunter Marks at Stony Brook (1/31/21)  
 3, Hunter Marks vs. Fairfield (12/7/20)

## THE LAST TIME HARTFORD...

Won in overtime	2018-19: 82-80 vs. UAlbany, 3-2-19
Lost in overtime	2019-20: 63-67 at UNH, 2-20-20
Won in two overtimes	2015-16: 92-83 at CCSU, 11-13-15
Lost in two overtimes	2018-19: 85-90 Tot at UMBC, 3-12-19
<b>Played a ranked opponent</b>	<b>2020-21: 53-87 vs. #12 Villanova, 12-1-20</b>
Overcame a double-digit halftime deficit	2019-20: (31-44), 75-74 at Binghamton, 2-22-20
<b>Won by 20 points or more (vs. DI opponent)</b>	<b>2019-20: 76-56 (20) vs. Binghamton, 1-2-21</b>
Won by 30 points or more (vs. DI opponent)	2018-19: 74-39 (35) vs. New Hampshire, 1-23-19
Lost by 20 points or more	2018-19: 73-100 (27) at Utah State, 11-9-18
Lost by 30 points or more	<b>2020-21: 53-87 vs. #12 Villanova, 12-1-20</b>
<b>Scored 80-89 points</b>	<b>2020-21: 83 (83-77) vs. UAlbany, 2-28-21</b>
Scored 90-94 points	2018-19: 91 (91-74) at Bryant, 12-12-18
Scored 95-99 points	2017-18: 97 (97-65) vs. Binghamton 1-13-18
Scored 100-105 points	2015-16: 100 (100-105) vs. Maine, 1-27-16
Scored 105+ points	1999-00: 117 (117-88) vs. New Hampshire, 3-3-00
<b>Allowed 80-89 points</b>	<b>2020-21: 87 (53-87) vs. #12 Villanova, 12-1-20</b>
Allowed 90-99 points	2019-20: 90 (58-90) at SMU, 11-27-19
Allowed 100+ points	2018-19: 100 (73-100) at Utah State, 11-9-18
<b>Held an opponent to 50 points or less</b>	<b>2020-21: 50 (50-65) vs. Maine, 12-20-20</b>
Held an opponent to 40 points or less	2018-19: 39 (74-39) vs. New Hampshire, 1-23-19
Held an opponent to 30 points or less	Has never happened
<b>Was held to 50 points or less</b>	<b>2020-21: 49 (49-63) at Stony Brook, 1-31-21</b>
Was held to 40 points or less	2011-12: 37 (37-60) at Stony Brook, 1-25-12
Was held to 30 points or less	2004-05: 22 (22-73) at Boston University, 1-6-05
<b>Shot 50% or better from the field</b>	<b>2020-21: 52.9 (27-51) vs. UAlbany, 2-28-21</b>
Shot 60% or better from the field	2018-19: 62.5 (30-48) at Bryant, 12-12-18
<b>Shot 50% or better in both halves</b>	<b>2020-21: 50.0% (1st), 52.9% (2nd) vs. UAlbany, 2-28-21</b>
Held opponent under 30% from the field	2019-20: 25.0% (14-56) at UAlbany, 1-25-20
<b>Shot 50% or better from three</b>	<b>2020-21: 59.1% (13-22) vs. Binghamton, 1-2-21</b>
Shot 60% or better from three	2018-19: 60.0% (12-20) vs. UAlbany, 3-2-19
Made 15 or more three-pointers	2018-19: 19 (19-32) vs. Binghamton, 1-30-19
<b>Allowed 15 or more three-pointers</b>	<b>2020-21: 15 (15-31) vs. #12 Villanova, 12-1-20</b>
Did not make a three-pointer	2006-07: 0 (0-11) vs. UAlbany, 2-5-07
Did not allow a made three-pointer	2014-15: 0 (0-13) at Texas A&M, 1-3-15
<b>Attempted 25 or more three-pointers</b>	<b>2020-21: 26 (10-26) vs. Binghamton, 2-27-21</b>
Attempted fewer than five three-pointers	Has never happened
<b>Shot 80% from the FT line (min. 10)</b>	<b>2020-21: 81.8% (9-11) vs. Binghamton, 2-27-21</b>
Shot 90% from the FT line (min. 10)	2019-20: 96.0% (24-25) vs. UMass Lowell, 3-7-20
Shot 100% from the FT line (min. 10)	2017-18: 13-13 at UAlbany, 1-3-18
<b>Shot less than 50% from the FT line</b>	<b>2020-21: 50.0% (5-10) at UNH, 12-27-20</b>
<b>Made 20 or more free throws</b>	<b>2020-21: 21 (21-27) vs. UAlbany, 2-28-21</b>
Made 30 or more free throws	2019-20: 33 (33-38) vs. Wagner, 12-14-19
<b>Attempted fewer than 10 free throws</b>	<b>2020-21: 8 (5-8) vs. NJIT, 2-13-21</b>
Allowed more than 40 free throws	2013-14: 41 (31-41) vs. Hofstra, 11-23-13
<b>Had 40 or more rebounds</b>	<b>2020-21: 42 vs. Binghamton, 2-27-21</b>
<b>Had 25 or fewer rebounds</b>	<b>2020-21: 22 vs. UAlbany, 2-28-21</b>
Had fewer than 20 rebounds	2015-16: 17 vs. Holy Cross, 12-12-15
<b>Outrebounded opponent by double digits</b>	<b>2020-21: 14 (37-51) at Stony Brook, 1-30-21</b>
<b>Outrebounded by double digits</b>	<b>2020-21: 11 (28-39) at UMass Lowell, 1-10-21</b>
Had 20 or more assists	2018-19: 24 vs. Binghamton, 1-30-19
<b>Had 10 or more steals</b>	<b>2020-21: 10 at UMBC, 1-16-21</b>
Forced 20 or more turnovers	2019-20: 20 vs. Emerson, 11-21-19
<b>Committed 10 or fewer turnovers</b>	<b>2020-21: 10 vs. UAlbany, 2-14-21</b>
Committed 20 or more turnovers	2019-20: 21 vs. Wagner, 12-14-19
Had two players score 20+ points	2019-20: (Ellison - 23, Carter - 26) vs. Vermont, 2-8-20
<b>Had five players score in double figures</b>	<b>2020-21: 83-77 vs. UAlbany, 2-28-21</b>
<b>Had six or more players score in double figures</b>	<b>2020-21: 77-74 vs. Binghamton, 1-3-21</b>
Did not have a double-digit scorer	2010-11: 9 (Joe Zeglinski) at Florida State, 12-5-10
Had two players post double-doubles	2019-20: Ellison (14 pts, 12 reb) & Marks (11 pts, 14 reb) at Binghamton, 2-22-20
<b>5+ game winning streak</b>	<b>2020-21: 5 games (Dec. 1-Dec. 20)</b>
10+ game winning streak	None
5+ game losing streak	2019-20: 5 games (11-24-19 to 12-8-19)
10+ game losing streak	2011-12: 13 games (11-11-11 to 1-2-12)
Postseason victory (non-conference tourney)	None
Postseason game (non-conference tourney)	2017-18: 72-88 at San Diego, 3-12-19



# HARTFORD MEN'S BASKETBALL | AE SEMIFINALS

## 2020-21 GAME-BY-GAME BREAKDOWNS

### STARTERS BREAKDOWN

OPPONENT	G	G	G/F	F	F	LINEUP RECORD	RECORD
at UConn	<b>Carter</b>	<b>Flowers</b>	<b>Williams</b>	<b>Marks</b>	<b>Webley</b>	<b>0-1</b>	<b>0-1</b>
vs. #12 Villanova	Carter	Flowers	Williams	Marks	Webley	0-2	0-2
at Fairfield	Carter	Flowers	Williams	Marks	Webley	1-2	1-2
CCSU	Carter	Flowers	Williams	Marks	Webley	2-2	2-2
FAIRFIELD	Carter	Flowers	Williams	Marks	Webley	3-2	3-2
MAINE	Carter	Flowers	Williams	Marks	Webley	4-2	4-2
MAINE	Carter	Flowers	Williams	Marks	Webley	5-2	5-2
at New Hampshire	Carter	Flowers	Williams	Marks	Webley	5-3	5
at New Hampshire	Carter	Flowers	Williams	Marks	Webley	5-4	5-4
BINGHAMTON	<b>Carter</b>	<b>Mitchell</b>	<b>Williams</b>	<b>Marks</b>	<b>Stafl</b>	<b>1-0</b>	<b>6-4</b>
BINGHAMTON	Carter	Mitchell	Williams	Marks	Stafl	2-0	7-4
at UMass Lowell	Carter	Mitchell	Williams	Marks	Stafl	2-1	7-5
at UMass Lowell	Carter	Mitchell	Williams	Marks	Stafl	3-1	8-5
at UMBC	Carter	Mitchell	Williams	Marks	Stafl	4-1	9-5
at UMBC	Carter	Mitchell	Williams	Marks	Stafl	4-2	9-6
at Stony Brook	Carter	Mitchell	Williams	Marks	Stafl	5-2	10-6
at Stony Brook	Carter	Mitchell	Williams	Marks	Stafl	5-3	10-7
NJIT	Carter	Mitchell	Williams	Marks	Stafl	5-4	10-8
NJIT	Carter	Mitchell	Williams	Marks	Stafl	6-4	11-8
No. 9 BINGHAMTON	Carter	Mitchell	Williams	Marks	Stafl	7-4	12-8
No. 5 UALBANY	Carter	Mitchell	Williams	Marks	Stafl	8-4	13-8
at No. 2 Vermont							

\***BOLD** indicates first time using lineup | \***BOLD** indicates lineup change

### START STATS

	CAREER GAMES/STARTS		
	GP	GS	Cons.
Marks	65	54	54
Mitchell	56	13	12
Dunne	58	--	--
Carter	54	54	54
Stafl	49	45	12
Flowers	42	41	33
Henry	49	--	--
Webley	18	10	--
Williams	20	20	20
McClain	11	--	--
Hobbs	9	--	--
Dombek	9	--	--
McCravy	8	--	--
Sipkovsky	6	--	--
Gray	4	--	--

### RECORD BY STARTS

	CAREER	20-21
<b>Carter</b>	<b>31-23</b>	<b>13-8</b>
Flowers	23-18	5-4
<b>Marks</b>	<b>31-23</b>	<b>13-8</b>
Webley	5-4	5-4
<b>Williams</b>	<b>13-8</b>	<b>13-8</b>
<b>Stafl</b>	<b>26-18</b>	<b>8-4</b>
<b>Mitchell</b>	<b>8-5</b>	<b>8-4</b>

\***BOLD** indicates last game's starters

## SCORING BREAKDOWN (HARTFORD/OPPONENT)

Opponent	-----LEAD TRENDS-----  Biggest				-----POINTS BREAKDOWN-----								-----BY CLASS-----				
	Changes	Ties	Largest	Run	Paint	2nd-Ch.	Fast B.	Off TO	F'T	Starter	Bench	Fr.	So.	Jr.	Sr.	Gr.	
at UConn	--	--	--/19	8/9	22/38	13/12	14/14	14/12	21/8	44/53	13/16	2	29	22	2	2	
vs. Villanova	--	--	--/36	6/10	22/34	9/11	0/3	4/12	6/4	41/47	12/40	9	2	18	11	13	
at Fairfield	8	8	12/5	10/8	24/26	9/11	11/8	15/8	6/12	55/53	11/8	4	26	18	12	6	
CCSU	6	4	19/4	7/6	28/30	6/7	5/8	15/15	10/9	57/47	23/18	10	24	20	15	11	
FAIRFIELD	3	1	15/7	10/9	36/34	7/4	7/7	12/4	10/4	48/41	19/13	2	17	25	8	15	
MAINE	9	7	15/3	12/14	20/22	3/10	7/4	19/16	10/3	45/47	18/13	2	17	20	9	15	
MAINE	1	--	19/1	8/8	26/14	7/2	8/4	22/17	8/13	17/35	48/15	6	23	31	3	2	
at New Hampshire	15	6	9/8	8/9	14/34	6/10	3/13	13/11	14/5	44/61	25/16	--	23	15	10	21	
at New Hampshire	8	5	3/7	7/7	10/24	4/7	2/2	8/14	24/10	37/29	14/24	2	19	11	16	3	
BINGHAMTON	--	--	24/--	10/8	36/18	8/17	22/8	14/15	10/7	62/45	16/11	4	16	32	12	12	
BINGHAMTON	17	6	9/9	4/14	26/30	10/9	5/19	22/13	10/7	64/63	13/11	--	25	21	16	15	
at UMass Lowell	6	8	4/9	7/7	34/42	5/5	0/0	16/17	8/18	57/68	5/3	--	16	25	14	7	
at UMass Lowell	1	--	18/3	10/12	34/36	7/14	12/6	27/14	17/3	73/41	2/17	--	10	23	29	13	
at UMBC	10	4	13/4	8/6	28/30	12/4	14/22	10/17	10/13	61/38	9/25	2	21	15	16	16	
at UMBC	14	2	5/9	6/10	18/32	11/12	2/7	10/8	7/15	34/48	15/9	4	12	14	13	6	
at Stony Brook	6	6	6/10	6/9	26/24	11/20	7/3	15/0	10/3	57/44	2/13	--	11	20	15	13	
at Stony Brook	6	2	9/19	8/11	26/24	4/12	4/4	11/18	10/8	41/30	8/33	4	9	17	11	8	
NJIT	8	3	10/15	8/16	24/30	9/3	--/11	17/25	5/10	42/43	15/24	10	8	27	6	6	
NJIT	--	1	22/--	8/8	32/20	7/7	6/12	17/14	10/11	61/37	14/24	4	27	13	16	15	
BINGHAMTON	1	1	23/2	10/10	36/30	15/9	11/8	4/9	9/8	65/47	12/13	--	18	21	29	9	
UALBANY	2	2	9/1	5/7	26/38	4/3	7/11	16/9	21/22	75/70	8/7	--	18	34	11	20	
<b>HARTFORD TOTALS:</b>					<b>548</b>	<b>167</b>	<b>147</b>	<b>301</b>	<b>236</b>	<b>1,080</b>	<b>302</b>	<b>65</b>	<b>371</b>	<b>442</b>	<b>274</b>	<b>228</b>	
<b>HARTFORD AVERAGE:</b>					<b>26.1</b>	<b>8.0</b>	<b>7.0</b>	<b>14.3</b>	<b>11.2</b>	<b>51.4</b>	<b>14.4</b>	<b>3.1</b>	<b>17.7</b>	<b>21.0</b>	<b>13.0</b>	<b>10.9</b>	



## JOHN GALLAGHER

### QUICK HITS:

- Season as Head Coach:** 11th
- Career Record:** 155-186\*
- Years at Hartford:** Entering 13th
- Alma Mater:** St. Joseph's ('99)

### CAREER HIGHLIGHTS:

- Named the America East co-coach of the Year (2017-18)
- Piloted Hartford to the program's second America East Championship game appearance in 2019-20
- Posted a school-record .275 three-point field goal defense in 2019-20, finishing second in the nation
- Set the program's Division I record in regular-season victories (18) and total wins (19) in 2017-18
- Winningest coach in program's DI era
- Division I program record in three-point field goals (322), field goals (848) and points (2,477) in 2018-19
- Piloted Hartford to its first-ever Division I NCAA postseason tournament appearance (CIT) in 2012-13, and the program's second postseason berth (CIT) in 2017-18
- Combined for 28 all-conference honorees, including four first team, six second team, seven third team, five all-defensive team, three all-rookie team and four all-academic team members
- Set program's record in scoring defense with 61.2 ppg (2012-13)
- Led Justin Graham to co-Sixth Man of the Year honors in 2014-15
- Produced three DI-AAA Athletics Director Association (ADA) Scholar-Athlete Team honorees
- Led Hartford to back-to-back winning seasons in 2012-13 (17-14) and 2013-14 (17-16) for just the second time in the program's Division I era
- Colleg Insider.com America East Coach of the Year in 2012-13, a year that he was also the Skip Prosser Award finalist
- Led the Hawks to a DI program record in scoring defense (61.2 ppg) in 2012-13
- Named the 10th head coach in Hartford men's basketball history in spring 2010 after 15 years of DI experience
- Came back to Hartford after serving two seasons as the Hawks' Associate Head Coach from 2006-08
- As Associate Head Coach, helped Hartford to its first-ever America East Championship title game appearance in 2007-08

### VS. THE FIELD

UAlbany	8-15
Appalachian State	0-1
Arizona State	0-1
Binghamton	22-3
Boston College	2-1
Boston University	4-4
Bowling Green	1-1
Brown	1-1
Bryant	1-1
California	0-1
Central Connecticut	5-6
Central Florida	0-1
Colorado	0-1
UConn	0-1
Dartmouth	3-2
Davidson	0-1
Drexel	0-1
Duke	0-1
Emerson	2-0
Fairfield	3-0
Fairleigh Dickinson	2-0
Florida Gulf Coast	0-1
Florida International	2-0
Florida State	0-1
Fordham	0-1
Gordon College	2-0
Iona	0-1
Hofstra	0-1
Holy Cross	3-3
La Salle	0-3
LIU Brooklyn	0-3
Louisville	0-2
Maine	18-5
Marist	3-1
UMass Lowell	11-7
UMBC	13-12
Merrimack	0-1
Miami (OH)	1-0
Mississippi State	0-1
Monmouth	0-1
Mount St. Mary's	0-2
Navy	1-0
New Hampshire	13-10
NJIT	1-1
Niagara	3-2
Notre Dame	0-1
North Florida	0-1
North Texas	0-1
Northwestern	1-0
Oakland	1-1
Penn State	0-1
Portland	0-1
Providence	0-1
Quinnipiac	3-6
Rice	1-0
Rider	0-5
Rutgers	1-1
SMU	0-1
Sacred Heart	5-5
San Diego	0-1
St. Francis Brooklyn	1-2
St. Francis (Pa.)	1-0
St. Louis	0-1
St. Mary's	0-1
St. Peter's	4-0
Stony Brook	6-19
Texas A&M	0-1
Texas State	0-1
Utah State	0-1
Utah Valley	0-1
Vermont	2-19
Wagner	2-2
Washington	0-1
Western New England	1-0
Winthrop	0-1
Widener	1-0
Villanova	0-1
Yale	1-6

## THE GALLAGHER FILE

### HEAD COACHING RECORD:

Year	School	Overall	Pct.	AE Record
2010-11	Hartford	11-20	.355	7-9 (6th)
2011-12	Hartford	9-22	.290	7-9 (5th)
2012-13	Hartford	17-14	.548	10-6 (4th)
2013-14	Hartford	17-16	.515	10-6 (3rd)
2014-15	Hartford	14-16	.467	7-9 (5th)
2015-16	Hartford	10-23	.303	4-12 (t-7th)
2016-17	Hartford	9-23	.281	4-12 (6th)
2017-18	Hartford	19-14	.576	11-5 (3rd)
2018-19	Hartford	18-15*	.545	10-6 (4th)
2019-20	Hartford	18-15	.545	9-7 (3rd)
2020-21	Hartford	13-8	.619	8-6
<b>Overall</b>	<b>11 years</b>	<b>155-186*</b>	<b>.455</b>	<b>87-87</b>

\*Records do not reflect 13 wins vacated by the NCAA in 2018-19

### COACHING EXPERIENCE:

Year	School	Title
2010-pres	Hartford	Head Coach
2008-10	Pennsylvania	Assistant Coach
2006-08	Hartford	Associate Head Coach
2004-06	Lafayette	Assistant Coach
1999-04	La Salle	Assistant Coach



**TOM DEVITT**  
ASSISTANT COACH  
8TH SEASON




**YOLONZO MOORE II**  
ASSISTANT COACH  
4TH SEASON



**TIM BROOKS**  
ASSISTANT COACH  
2ND SEASON



**ANDY HURD**  
DIRECTOR OF OPS  
2ND SEASON



**BRANDON POLLICK**  
GRADUATE MANAGER  
1ST SEASON



# HARTFORD MEN'S BASKETBALL | AE SEMIFINALS

## 0 hunter MARKS

JR » F » 6-9 » 190  
PHILLIP ISLAND, AUSTRALIA



- The third Hawk in program history to be named to the America East All-Academic Team in back-to-back seasons
- Went 9-of-11 from the free-throw line for 14 points while leading the team in rebounding (9) against UConn (Nov. 27)
- Recorded his first double-double of the season (10 points, season-high 11 rebounds) against Fairfield, adding three blocks (Dec. 7)
- Hit the game-tying and game-winning three-pointers in the final 46 seconds against Maine, finishing with 11 points (Dec. 19)
- Pulled down nine rebounds and added nine points in a win against Binghamton (Jan. 2)
- Went the distance in the win at Stony Brook, scoring 13 points — including five in the final two minutes — while adding 10 boards for the double-double (Jan. 3)
- Scored a season-high 15 points against Stony Brook, adding a career-high five blocks, the most by a Hawk this season (Jan. 31)
- Registered a double-double on 10 points and 12 rebounds against NJIT (Feb. 13)
- Netted a season-high 17 points while adding seven rebounds against NJIT (Feb. 14)
- Matched a season high in assists with five against Binghamton in the opening round of the AE Playoffs, adding 11 points (Feb. 27)
- Extended double-figure scoring streak to six games in the quarterfinal win over UAlbany, scoring 13 points (Feb. 28)

### TOP PERFORMANCES

#### POINTS

Season 17, vs. NJIT (2/14/21)  
Career 20, at Texas State (11/30/19)

#### REBOUNDS

Season 12, vs. NJIT (2/13/21)  
Career 14, at Binghamton (2/22/20)

#### FG MADE

Season 5, 5x, last - vs. Binghamton (2/27/21)  
Career 6, 3x, last - vs. Stony Brook (1/15/20)

#### FG ATTEMPTS

Season 12, 2x, last - vs. Binghamton (2/27/21)  
Career 12, 3x, last - vs. Binghamton (2/27/21)

#### 3FG MADE

Season 3, vs. Maine (12/19/20)  
Career 5, at Stony Brook (3/10/20)

#### 3FG ATTEMPTS

Season 9, at UMass Lowell (1/10/21)  
Career 9, at UMass Lowell (1/10/21)

#### FT MADE

Season 9, at UConn (11/27/20)  
Career 9, 2x, last - at UConn (11/27/20)

#### FT ATTEMPTS

Season 11, at UConn (11/27/20)  
Career 11, 2x, last - at UConn (11/27/20)

#### ASSISTS

Season 5, vs. Binghamton (2/27/21)  
Career 6, at UAlbany (1/25/20)

#### STEALS

Season 2, at Stony Brook (1/30/21)  
Career 3, at UAlbany (1/25/20)

#### BLOCKS

Season 5, at Stony Brook (1/31/21)  
Career 5, at Stony Brook (1/31/21)

#### MINUTES

Season 40, 3x, last - vs. NJIT (2/13/21)  
Career 42, at New Hampshire (2/20/20)

### PRODUCTION TRACKER

	SEASON	CAREER
DOUBLE FIGURE SCORING	13	31
20+ POINTS	--	1
DOUBLE FIGURE REBOUND	3	7
DOUBLE DOUBLES	3	5
5+ ASSISTS	1	2
TEAM LEADER/SCORING	1	7
TEAM LEADER/REBOUNDS	7	15
TEAM LEADER/ASSISTS	2	3
TEAM LEADER/STEALS	--	4
TEAM LEADER/BLOCKS	6	18

### GAME-BY-GAME STATISTICS

Opponent	GS	Min	FG-FGA	3FG-FGA	FT-FTA	O-D-REB	A	TO	Blk	Stl	Pts
at UConn	*	39	2-4	1-2	9-11	1-8-9	0	0	0	1	14
vs. Villanova	*	32	2-8	1-2	1-3	1-1-2	0	3	0	0	6
at Fairfield	*	36	5-12	2-7	1-1	3-4-7	0	4	0	1	13
CCSU	*	29	2-8	0-4	1-3	2-5-7	3	1	0	0	5
Fairfield	*	35	5-11	0-3	0-2	5-6-11	2	1	3	0	10
Maine	*	26	4-6	3-4	0-1	0-1-1	3	2	0	0	11
Maine	*	34	1-8	0-3	2-3	1-3-4	2	1	0	0	4
at New Hampshire	*	28	1-8	0-6	0-0	1-2-3	1	3	0	0	2
at New Hampshire	*	28	2-8	2-6	2-2	1-1-2	1	1	0	0	8
Binghamton	*	32	3-6	0-1	3-4	0-9-9	0	2	0	0	9
Binghamton	*	31	4-6	2-2	0-0	3-1-4	1	0	0	1	10
at UMass Lowell	*	33	3-9	0-3	5-5	2-2-4	2	3	0	0	11
at UMass Lowell	*	40	2-10	1-9	8-8	0-8-8	1	0	0	0	13
at UMBC	*	35	2-7	2-6	2-2	0-5-5	0	2	1	0	8
at UMBC	*	38	1-6	1-4	0-0	0-6-6	1	1	1	0	3
at Stony Brook	*	40	5-9	1-3	2-3	2-8-10	1	0	1	2	13
at Stony Brook	*	38	5-8	0-2	5-6	1-5-6	1	2	5	0	15
NJIT	*	40	4-11	1-6	1-2	4-8-12	4	3	0	0	10
NJIT	*	36	3-6	1-4	4-4	0-7-7	1	1	2	0	11
#9 Binghamton	*	38	5-12	1-5	0-0	3-1-4	5	2	0	0	11
#5 UAlbany	*	36	3-7	1-4	6-6	0-3-3	1	0	0	0	13
#2 Vermont											

### MARKS CAREER STATS

Year	G-GS	MIN	FGM-A	PCT	3FGM-A	PCT	FT-A	PCT	O-D-REB	AVG	A	TO	B	S	PTS	AVG
18-19	11-0	30	1-7	.143	0-2	.000	4-6	.667	0-5-5	0.5	4	3	0	0	6	0.5
19-20	33-33	1,152	111-263	.422	46-138	.333	89-122	.729	40-160-200	6.1	52	54	18	32	357	10.8
20-21	21-21	724	64-170	.376	20-86	.233	52-66	.788	30-94-124	5.9	30	32	13	5	200	9.5
<b>TOT</b>	<b>65-54</b>	<b>1,908</b>	<b>176-440</b>	<b>.400</b>	<b>66-226</b>	<b>.292</b>	<b>145-194</b>	<b>.747</b>	<b>70-259-329</b>	<b>5.1</b>	<b>86</b>	<b>89</b>	<b>31</b>	<b>37</b>	<b>563</b>	<b>8.7</b>



# HARTFORD MEN'S BASKETBALL | AE SEMIFINALS

## 1 **briggs** **McCLAIN**

**FR » G » 6-4 » 175**  
**MARINBURG, W.VA.**



- Averaged 18.0 points, four assists and five rebounds per game throughout his career at St. Maria Goretti Catholic School
- Made his collegiate debut at UConn (Nov. 27)
- Recorded first career steal against #12 Villanova (Dec. 1)
- Scored first career points on a reverse layup in the first game against Binghamton (Jan. 2)
- Went 2-for-2 from the free-throw line for two points at Stony Brook (Jan. 31)
- Logged a season-best six minutes against NJIT (Feb. 14)
- 

### TOP PERFORMANCES

#### POINTS

Season 2, 2x, last - at Stony Brook (1/31/21)  
Career 2, 2x, last - at Stony Brook (1/31/21)

#### REBOUNDS

Season 1, 2x, last - vs. NJIT (2/14/21)  
Career 1, 2x, last - vs. NJIT (2/14/21)

#### FG MADE

Season 1, vs. Binghamton (1/2/21)  
Career 1, vs. Binghamton (1/2/21)

#### FG ATTEMPTS

Season 2, 3x, last - vs. Binghamton (2/27/21)  
Career 2, 3x, last - vs. Binghamton (2/27/21)

#### 3FG MADE

Season --  
Career --

#### 3FG ATTEMPTS

Season 1, 6x, last - vs. Binghamton (2/27/21)  
Career 1, 6x, last - vs. Binghamton (2/27/21)

#### FT MADE

Season 2, at Stony Brook (1/31/21)  
Career 2, at Stony Brook (1/31/21)

#### FT ATTEMPTS

Season 2, at Stony Brook (1/31/21)  
Career 2, at Stony Brook (1/31/21)

#### ASSISTS

Season --  
Career --

#### STEALS

Season 1, 3x, last - vs. NJIT (2/13/21)  
Career 1, 3x, last - vs. NJIT (2/13/21)

#### BLOCKS

Season --  
Career --

#### MINUTES

Season 6, vs. NJIT (2/14/21)  
Career 6, vs. NJIT (2/14/21)

### PRODUCTION TRACKER

	SEASON	CAREER
DOUBLE FIGURE SCORING	--	--
20+ POINTS	--	--
DOUBLE FIGURE REBOUND	--	--
DOUBLE DOUBLES	--	--
5+ ASSISTS	--	--
TEAM LEADER/SCORING	--	--
TEAM LEADER/REBOUNDS	--	--
TEAM LEADER/ASSISTS	--	--
TEAM LEADER/STEALS	1	1
TEAM LEADER/BLOCKS	--	--

### GAME-BY-GAME STATISTICS

Opponent	GS	Min	FG-FGA	3FG-FGA	FT-FTA	O-D-REB	A	TO	Blk	Stl	Pts
at UConn		0+	0-0	0-0	0-0	0-0-0	0	0	0	0	0
vs. Villanova	2		0-1	0-1	0-0	0-0-0	0	0	0	1	0
at Fairfield			DID NOT PLAY - COACH'S DECISION								
CCSU	1		0-1	0-1	0-0	0-0-0	0	1	0	1	0
Fairfield	1		0-0	0-0	0-0	0-0-0	0	0	0	0	0
Maine			DID NOT PLAY - COACH'S DECISION								
Maine	2		0-1	0-1	0-0	1-0-1	0	0	0	0	0
at New Hampshire			DID NOT PLAY - COACH'S DECISION								
at New Hampshire			DID NOT PLAY - COACH'S DECISION								
Binghamton	4		1-2	0-1	0-0	0-0-0	0	0	0	0	2
Binghamton			DID NOT PLAY - COACH'S DECISION								
at UMass Lowell	1		0-0	0-0	0-0	0-0-0	0	0	0	0	0
at UMass Lowell			DID NOT PLAY - COACH'S DECISION								
at UMBC			DID NOT PLAY - COACH'S DECISION								
at UMBC			DID NOT PLAY - COACH'S DECISION								
at Stony Brook			DID NOT PLAY - COACH'S DECISION								
at Stony Brook	3		0-2	0-1	2-2	0-0-0	0	0	0	0	2
NJIT	2		0-0	0-0	0-0	0-0-0	0	0	0	1	0
NJIT	6		0-1	0-0	0-0	0-1-1	0	0	0	0	0
#9 Binghamton	3		0-2	0-1	0-0	0-0-0	0	0	0	0	0
#5 UAlbany			DID NOT PLAY - COACH'S DECISION								
#2 Vermont			DID NOT PLAY - COACH'S DECISION								

### McCLAIN CAREER STATS

Year	G-GS	MIN	FGM-A	PCT	3FGM-A	PCT	FT-A	PCT	O-D-REB	AVG	A	TO	B	S	PTS	AVG
20-21	11-0	25	1-10	.100	0-6	.000	2-2	1.000	1-1-2	0.2	0	1	0	3	4	0.4
<b>TOT</b>	<b>11-0</b>	<b>25</b>	<b>1-10</b>	<b>.100</b>	<b>0-6</b>	<b>.000</b>	<b>2-2</b>	<b>1.000</b>	<b>1-1-2</b>	<b>0.2</b>	<b>0</b>	<b>1</b>	<b>0</b>	<b>3</b>	<b>4</b>	<b>0.4</b>



# HARTFORD MEN'S BASKETBALL | AE SEMIFINALS

## 2 d.j. MITCHELL

SO » G » 6-0 » 160  
ENGLEWOOD CLIFFS, N.J.



### TOP PERFORMANCES

#### POINTS

Season 21, vs. Maine (12/20/20)  
Career 21, vs. Maine (12/20/20)

#### REBOUNDS

Season 8, vs. Binghamton (2/27/21)  
Career 8, vs. Binghamton (2/27/21)

#### FG MADE

Season 7, vs. Maine (12/20/20)  
Career 7, vs. Maine (12/20/20)

#### FG ATTEMPTS

Season 12, at UMBC (1/17/21)  
Career 12, at UMBC (1/17/21)

#### 3FG MADE

Season 6, vs. Maine (12/20/20)  
Career 6, vs. Maine (12/20/20)

#### 3FG ATTEMPTS

Season 10, at UMBC (1/17/21)  
Career 10, 2x, last - at UMBC (1/17/21)

#### FT MADE

Season 3, vs. Binghamton (1/2/21)  
Career 10, vs. Wagner (12/14/19)

#### FT ATTEMPTS

Season 4, vs. UAlbany (2/28/21)  
Career 10, vs. Wagner (12/14/19)

#### ASSISTS

Season 3, 3x, last - vs. Binghamton (2/27/21)  
Career 4, at SMU (11/27/19)

#### STEALS

Season 2, 5x, last - vs. NJIT (2/14/21)  
Career 4, 2x, last - at UMass Lowell (1/8/20)

#### BLOCKS

Season --  
Career 1, 2x, last - at SMU (11/27/19)

#### MINUTES

Season 40, 2x, last - vs. UAlbany (2/28/21)  
Career 40, 2x, last - vs. UAlbany (2/28/21)

### PRODUCTION TRACKER

	SEASON	CAREER
DOUBLE FIGURE SCORING	7	13
20+ POINTS	1	1
DOUBLE FIGURE REBOUND	--	--
DOUBLE DOUBLES	--	--
5+ ASSISTS	--	--
TEAM LEADER/SCORING	3	3
TEAM LEADER/REBOUNDS	1	2
TEAM LEADER/ASSISTS	1	4
TEAM LEADER/STEALS	4	6
TEAM LEADER/BLOCKS	--	1

- Scored first points of the season on a pair of threes against #12 Villanova, adding a team-best three assists (Dec. 1)
- Knocked down a then career-high four three-pointers in five attempts against CCSU, finishing with 15 points (Dec. 4)
- Drained a career-high six three-pointers — the most since Jason Dunne (6) against Binghamton in Jan. 2019 — and recorded a game- and career-high 21 points in the second win vs. Maine (Dec. 20)
- Earned first start of the season in the first game against Binghamton, finishing with a game-high 17 points on 5-for-7 shooting from the field, including 4-for-6 shooting from three (Jan. 2)
- Logged a career-high 40 minutes in the second win against Binghamton, scoring 11 points while adding a season-high three assists (Jan. 3)
- Went 3-for-3 from long range at UMass Lowell, finishing with nine points (Jan. 9)
- Went 6-of-7 from the field, including 5-of-6 from three, to lead the Hawks with 17 points against NJIT (Feb. 13)
- Recorded a career-high eight rebounds in the AE Playoffs win vs. Binghamton (Feb. 27)
- Went 4-of-6 from behind the arc to finish with 17 points in the quarterfinal victory against UAlbany (Feb. 28)

### GAME-BY-GAME STATISTICS

Opponent	GS	Min	FG-FGA	3FG-FGA	FT-FTA	O-D-REB	A	TO	Blk	Stl	Pts
at UConn		9	0-0	0-0	0-0	0-0-0	0	1	0	0	0
vs. Villanova		16	2-5	2-4	0-0	0-1-1	3	0	0	0	6
at Fairfield		7	0-0	0-0	0-0	0-1-1	0	0	0	0	0
CCSU		24	5-6	4-5	1-1	0-0-0	0	1	0	1	15
Fairfield		22	3-8	1-5	0-1	0-1-1	1	0	0	0	7
Maine		18	2-4	2-4	0-0	0-3-3	2	3	0	0	6
Maine		25	7-9	6-8	1-1	1-1-2	0	1	0	2	21
at New Hampshire		22	3-5	1-3	0-0	0-1-1	0	0	0	0	7
at New Hampshire		24	1-5	1-4	0-0	0-2-2	0	0	0	2	3
Binghamton	*	29	5-7	4-6	3-3	1-0-1	1	1	0	1	17
Binghamton	*	40	4-8	3-5	0-0	1-3-4	3	1	0	1	11
at UMass Lowell	*	31	3-3	3-3	0-0	0-0-0	1	3	0	1	9
at UMass Lowell	*	37	4-8	2-6	0-0	0-2-2	1	2	0	2	10
at UMBC	*	35	3-6	1-4	0-1	0-3-3	2	1	0	2	7
at UMBC	*	36	2-12	1-10	0-0	0-1-1	0	1	0	0	5
at Stony Brook	*	32	3-9	1-7	0-0	1-5-6	0	0	0	1	7
at Stony Brook	*	28	0-4	0-1	0-0	0-0-0	0	0	0	0	0
NJIT	*	36	6-7	5-6	0-0	1-5-6	0	2	0	1	17
NJIT	*	35	1-4	0-3	0-0	0-2-2	3	2	0	2	2
#9 Binghamton	*	35	2-11	1-7	0-0	2-6-8	3	0	0	0	5
#5 UAlbany	*	40	6-10	4-6	1-4	0-1-1	0	0	0	0	17
#2 Vermont											

### MITCHELL CAREER STATS

Year	G-GS	MIN	FGM-A	PCT	3FGM-A	PCT	FT-A	PCT	O-D-REB	AVG	A	TO	B	S	PTS	AVG
18-19	25-0	160	6-26	.231	3-13	.231	9-10	.900	1-12-13	0.5	13	6	1	5	24	1.0
19-20	30-1	660	63-155	.406	41-106	.386	26-33	.787	9-50-59	1.9	35	23	1	25	193	6.4
20-21	21-12	581	62-131	.473	42-97	.433	6-11	.545	7-38-45	2.1	20	19	0	16	172	8.2
<b>TOT</b>	<b>76-13</b>	<b>1401</b>	<b>131-312</b>	<b>.420</b>	<b>86-216</b>	<b>.398</b>	<b>41-54</b>	<b>.759</b>	<b>17-100-117</b>	<b>1.5</b>	<b>68</b>	<b>48</b>	<b>2</b>	<b>46</b>	<b>389</b>	<b>5.1</b>



# HARTFORD MEN'S BASKETBALL | AE SEMIFINALS

## 3 jakub DOMBEK

SO » F » 6-11 » 210  
OSTRAVA, CZECH REPUBLIC



- Transferred to Hartford from the University of Colorado, where he appeared in four games as a freshman
- Logged four minutes in his Hartford debut at UConn (Nov. 27)
- Scored his first points as a Hawk on a three-pointer at Fairfield (Dec. 2)

### TOP PERFORMANCES

#### POINTS

Season 3, at Fairfield (12/2/20)  
Career 3, at Fairfield (12/2/20)

#### REBOUNDS

Season 2, 3x, last - vs. CCSU (12/4/20)  
Career 2, 3x, last - vs. CCSU (12/4/20)

#### FG MADE

Season 1, at Fairfield (12/2/20)  
Career 1, at Fairfield (12/2/20)

#### FG ATTEMPTS

Season 3, 2x, last - vs. CCSU (12/4/20)  
Career 3, 2x, last - vs. CCSU (12/4/20)

#### 3FG MADE

Season 1, at Fairfield (12/2/20)  
Career 1, at Fairfield (12/2/20)

#### 3FG ATTEMPTS

Season 3, at Fairfield (12/2/20)  
Career 3, at Fairfield (12/2/20)

#### FT MADE

Season --  
Career --

#### FT ATTEMPTS

Season --  
Career --

#### ASSISTS

Season --  
Career --

#### STEALS

Season --  
Career --

#### BLOCKS

Season --  
Career --

#### MINUTES

Season 5, 2x, last - at Fairfield (12/2/20)  
Career 5, 2x, last - at Fairfield (12/2/20)

### PRODUCTION TRACKER

	SEASON	CAREER
DOUBLE FIGURE SCORING	--	--
20+ POINTS	--	--
DOUBLE FIGURE REBOUND	--	--
DOUBLE DOUBLES	--	--
5+ ASSISTS	--	--
TEAM LEADER/SCORING	--	--
TEAM LEADER/REBOUNDS	--	--
TEAM LEADER/ASSISTS	--	--
TEAM LEADER/STEALS	--	--
TEAM LEADER/BLOCKS	--	--

### GAME-BY-GAME STATISTICS

Opponent	GS	Min	FG-FGA	3FG-FGA	FT-FTA	O-D-REB	A	TO	Blk	Stl	Pts
at UConn		4	0-0	0-0	0-0	0-2-2	0	1	0	0	0
vs. Villanova		5	0-1	0-1	0-0	0-0-0	0	0	0	0	0
at Fairfield		5	1-3	1-3	0-0	0-2-2	0	0	0	0	3
CCSU		3	0-3	0-2	0-0	1-1-2	0	0	0	0	0
Fairfield		0+	0-0	0-0	0-0	0-0-0	0	0	0	0	0
Maine			DID NOT PLAY - COACH'S DECISION								
Maine			DID NOT PLAY - COACH'S DECISION								
at New Hampshire			DID NOT PLAY - COACH'S DECISION								
at New Hampshire			DID NOT PLAY - COACH'S DECISION								
Binghamton			DID NOT PLAY - COACH'S DECISION								
Binghamton			DID NOT PLAY - COACH'S DECISION								
at UMass Lowell			DID NOT PLAY - COACH'S DECISION								
at UMass Lowell			DID NOT PLAY - COACH'S DECISION								
at UMBC			DID NOT PLAY - COACH'S DECISION								
at UMBC			DID NOT PLAY - COACH'S DECISION								
at Stony Brook			DID NOT PLAY - COACH'S DECISION								
at Stony Brook		2	0-1	0-1	0-0	0-0-0	0	0	0	0	0
NJIT			DID NOT PLAY - COACH'S DECISION								
NJIT		1	0-0	0-0	0-0	0-0-0	0	0	0	0	0
#9 Binghamton		1	0-0	0-0	0-0	0-1-1	0	0	0	0	0
#5 UAlbany		1	0-0	0-0	0-0	0-0-0	0	0	0	0	0
#2 Vermont			DID NOT PLAY - COACH'S DECISION								

### DOMBEK CAREER STATS (at HARTFORD ONLY)

Year	G-GS	MIN	FGM-A	PCT	3FGM-A	PCT	FT-A	PCT	O-D-REB	AVG	A	TO	B	S	PTS	AVG
20-21	9-0	22	1-8	.125	1-7	.143	0-0	.000	1-6-7	0.8	0	1	0	0	3	0.3
<b>TOT</b>	<b>9-0</b>	<b>22</b>	<b>1-8</b>	<b>.125</b>	<b>1-7</b>	<b>.143</b>	<b>0-0</b>	<b>.000</b>	<b>1-6-7</b>	<b>0.8</b>	<b>0</b>	<b>1</b>	<b>0</b>	<b>0</b>	<b>3</b>	<b>0.3</b>



# HARTFORD MEN'S BASKETBALL | AE SEMIFINALS

## 4 MOSES FLOWERS

FR » G » 6-3 » 180  
DORCHESTER, MASS.



### TOP PERFORMANCES

#### POINTS

Season 24, at UConn (11/27/20)  
Career 28, 2x, last - vs. UNH (1/4/20)

#### REBOUNDS

Season 8, at Fairfield (12/2/20)  
Career 9, vs. Binghamton (1/29/20)

#### FG MADE

Season 8, at UConn (11/27/20)  
Career 10, 2x, last - vs. UNH (1/4/20)

#### FG ATTEMPTS

Season 18, at UConn (11/27/20)  
Career 18, at UConn (11/27/20)

#### 3FG MADE

Season 3, 3x, last - at UNH (12/27/20)  
Career 5, 2x, last - vs. Maine (3/3/20)

#### 3FG ATTEMPTS

Season 8, vs. CCSU (12/4/20)  
Career 10, vs. St. Francis (12/5/19)

#### FT MADE

Season 6, 2x, last - vs. UNH (12/28/20)  
Career 6, 2x, last - vs. UNH (12/28/20)

#### FT ATTEMPTS

Season 8, 2x, last - vs. UNH (12/28/20)  
Career 8, 2x, last - vs. UNH (12/28/20)

#### ASSISTS

Season 3, vs. Maine (12/19/20)  
Career 6, at Stony Brook (2/26/20)

#### STEALS

Season 4, at Fairfield (12/2/20)  
Career 4, at Fairfield (12/2/20)

#### BLOCKS

Season 1, 2x, last - vs. CCSU (12/4/20)  
Career 2, vs. UNH (1/4/20)

#### MINUTES

Season 38, at Fairfield (12/2/20)  
Career 38, at Fairfield (12/2/20)

### PRODUCTION TRACKER

	SEASON	CAREER
DOUBLE FIGURE SCORING	5	20
20+ POINTS	2	4
DOUBLE FIGURE REBOUND	--	--
DOUBLE DOUBLES	--	--
5+ ASSISTS	--	1
TEAM LEADER/SCORING	3	10
TEAM LEADER/REBOUNDS	1	4
TEAM LEADER/ASSISTS	1	2
TEAM LEADER/STEALS	4	12
TEAM LEADER/BLOCKS	2	6

- Hartford's first America East All-Rookie Team honoree since 2012
- Finished third among Hartford's rookies in minutes (925), fifth in scoring (10.4 ppg) and fourth in three-pointers
- Scored a game-high 24 points at UConn, adding seven rebounds and a career-high three steals (Nov. 27)
- Led all scorers with 20 points at Fairfield, adding a career-high four steals in 38 minutes, also a career high (Dec. 2)
- Led the team in scoring for the third time this season against CCSU, scoring 16 points while adding six rebounds, three steals and two assists (Dec. 4)
- Scored in double figures for the fourth time this season against Fairfield, netting 13 points while adding seven rebounds (Dec. 7)
- Assisted on Hunter Marks' game-winning three against Maine, finishing with a season-best three dimes and eight points (Dec. 19)
- Tied a career high in three-pointers (3) at New Hampshire for 11 points (Dec. 27)
- Will miss the remainder of the 2020-21 campaign due to season-ending surgery

### GAME-BY-GAME STATISTICS

Opponent	GS	Min	FG-FGA	3FG-FGA	FT-FTA	O-D-REB	A	TO	Blk	Stl	Pts
at UConn	*	30	8-18	2-7	6-8	3-4-7	1	5	0	3	24
vs. Villanova	*	28	1-9	0-4	0-0	2-3-5	1	3	0	1	2
at Fairfield	*	38	7-13	3-6	3-4	0-8-8	2	4	1	4	20
CCSU	*	33	5-13	3-8	3-5	1-5-6	2	2	1	3	16
Fairfield	*	25	6-12	1-4	0-0	2-5-7	0	1	0	2	13
Maine	*	36	3-9	0-3	2-2	0-3-3	3	5	0	2	8
Maine	*	26	1-5	0-4	0-0	1-6-7	1	4	0	1	2
at New Hampshire	*	28	4-10	3-7	0-0	0-2-2	2	4	0	1	11
at New Hampshire	*	31	1-5	0-2	6-8	1-5-6	0	5	0	2	8
Binghamton											DID NOT PLAY - INJURY
Binghamton											DID NOT PLAY - INJURY
at UMass Lowell											DID NOT PLAY - INJURY
at UMass Lowell											DID NOT PLAY - INJURY
at UMBC											DID NOT PLAY - INJURY
at UMBC											DID NOT PLAY - INJURY
at Stony Brook											DID NOT PLAY - INJURY
at Stony Brook											DID NOT PLAY - INJURY
NJIT											DID NOT PLAY - INJURY
NJIT											DID NOT PLAY - INJURY
#9 Binghamton											DID NOT PLAY - INJURY
#5 UAlbany											DID NOT PLAY - INJURY
#2 Vermont											

### FLOWERS CAREER STATS

Year	G-GS	MIN	FGM-A	PCT	3FGM-A	PCT	FT-A	PCT	O-D-REB	AVG	A	TO	B	S	PTS	AVG
19-20	33-32	925	119-291	.408	56-157	.356	48-63	.762	20-104-124	3.8	45	75	7	35	342	10.4
20-21	9-9	275	36-94	.383	12-45	.267	20-27	.741	10-41-51	5.7	12	34	2	19	104	11.6
<b>TOT</b>	<b>42-41</b>	<b>1,200</b>	<b>155-388</b>	<b>.399</b>	<b>68-202</b>	<b>.337</b>	<b>68-90</b>	<b>.756</b>	<b>30-145-175</b>	<b>4.2</b>	<b>57</b>	<b>109</b>	<b>9</b>	<b>54</b>	<b>446</b>	<b>10.6</b>



# HARTFORD MEN'S BASKETBALL | AE SEMIFINALS

## 5 **cam** McCRAVY

SO » G » 6-0 » 170  
CHARLOTTE, N.C.



- Made collegiate debut against CCSU (Dec. 4)
- Scored first career points on a layup against Fairfield (Dec. 7)
- 

### TOP PERFORMANCES

#### POINTS

Season 2, 2x, last - vs. Binghamton (1/2/21)  
Career 2, 2x, last - vs. Binghamton (1/2/21)

#### REBOUNDS

Season 2, vs. Maine (2/20/20)  
Career 2, vs. Maine (2/20/20)

#### FG MADE

Season 1, 2x, last - vs. Binghamton (1/2/21)  
Career 1, 2x, last - vs. Binghamton (1/2/21)

#### FG ATTEMPTS

Season 1, 2x, last - vs. Binghamton (1/2/21)  
Career 1, 2x, last - vs. Binghamton (1/2/21)

#### 3FG MADE

Season --  
Career --

#### 3FG ATTEMPTS

Season --  
Career --

#### FT MADE

Season --  
Career --

#### FT ATTEMPTS

Season 1, vs. NJIT (2/14/21)  
Career 1, vs. NJIT (2/14/21)

#### ASSISTS

Season --  
Career --

#### STEALS

Season --  
Career --

#### BLOCKS

Season --  
Career --

#### MINUTES

Season 4, vs. Binghamton (1/2/21)  
Career 4, vs. Binghamton (1/2/21)

### PRODUCTION TRACKER

	SEASON	CAREER
DOUBLE FIGURE SCORING	--	--
20+ POINTS	--	--
DOUBLE FIGURE REBOUND	--	--
DOUBLE DOUBLES	--	--
5+ ASSISTS	--	--
TEAM LEADER/SCORING	--	--
TEAM LEADER/REBOUNDS	--	--
TEAM LEADER/ASSISTS	--	--
TEAM LEADER/STEALS	--	--
TEAM LEADER/BLOCKS	--	--

### GAME-BY-GAME STATISTICS

Opponent	GS	Min	FG-FGA	3FG-FGA	FT-FTA	O-D-REB	A	TO	Blk	Stl	Pts	
at UConn			DID NOT PLAY - COACH'S DECISION									
vs. Villanova			DID NOT PLAY - COACH'S DECISION									
at Fairfield			DID NOT PLAY - COACH'S DECISION									
CCSU	1		0-0	0-0	0-0	0-0-0	0	0	0	0	0	
Fairfield	1		1-1	0-0	0-0	0-0-0	0	0	0	0	2	
Maine			DID NOT PLAY COACH'S DECISION									
Maine	1		0-0	0-0	0-0	1-1-2	0	1	0	0	0	
at New Hampshire			DID NOT PLAY - COACH'S DECISION									
at New Hampshire			DID NOT PLAY - COACH'S DECISION									
Binghamton	4		1-1	0-0	0-0	0-0-0	0	0	0	0	2	
Binghamton			DID NOT PLAY - COACH'S DECISION									
at UMass Lowell	1		0-0	0-0	0-0	0-0-0	0	0	0	0	0	
at UMass Lowell			DID NOT PLAY - COACH'S DECISION									
at UMBC			DID NOT PLAY - COACH'S DECISION									
at UMBC			DID NOT PLAY - COACH'S DECISION									
at Stony Brook			DID NOT PLAY - COACH'S DECISION									
at Stony Brook	2		0-0	0-0	0-0	0-0-0	0	0	0	0	0	
NJIT			DID NOT PLAY - COACH'S DECISION									
NJIT	1		0-0	0-0	0-1	0-0-0	0	0	0	0	0	
#9 Binghamton	1		0-0	0-0	0-0	0-0-0	0	0	0	0	0	
#5 UAlbany			DID NOT PLAY - COACH'S DECISION									
#2 Vermont			DID NOT PLAY - COACH'S DECISION									

### McCRAVY CAREER STATS

Year	G-GS	MIN	FGM-A	PCT	3FGM-A	PCT	FT-A	PCT	O-D-REB	AVG	A	TO	B	S	PTS	AVG
19-20			DID NOT PLAY													
20-21	8-0	12	2-2	1.000	0-0	.000	0-1	.000	0-0-0	0.0	0	1	0	0	4	0.5
<b>TOT</b>	<b>8-0</b>	<b>12</b>	<b>2-2</b>	<b>1.000</b>	<b>0-0</b>	<b>.000</b>	<b>0-1</b>	<b>.000</b>	<b>0-0-0</b>	<b>0.0</b>	<b>0</b>	<b>1</b>	<b>0</b>	<b>0</b>	<b>4</b>	<b>0.5</b>



# HARTFORD MEN'S BASKETBALL | AE SEMIFINALS

## 11 <sup>pj</sup> HENRY

FR » G » 5-10 » 165  
HOUSTON, TEXAS



### TOP PERFORMANCES

#### POINTS

Season 13, vs. Binghamton (1/3/21)  
Career 15, vs. Emerson (11/21/19)

#### REBOUNDS

Season 4, 4x, last - at UMass Lowell (1/9/21)  
Career 5, vs. Emerson (11/21/19)

#### FG MADE

Season 4, vs. Binghamton (1/3/21)  
Career 7, vs. Emerson (11/21/19)

#### FG ATTEMPTS

Season 7, vs. Binghamton (1/3/21)  
Career 15, vs. Emerson (11/21/19)

#### 3FG MADE

Season 3, vs. Binghamton (1/3/21)  
Career 3, vs. Binghamton (1/3/21)

#### 3FG ATTEMPTS

Season 4, vs. Binghamton (1/3/21)  
Career 4, 2x, last - vs. Binghamton (1/3/21)

#### FT MADE

Season 3, at UConn (11/27/20)  
Career 4, 3x, last - vs. Binghamton (1/29/20)

#### FT ATTEMPTS

Season 4, 2x, last - vs. NJIT (2/14/21)  
Career 6, at CCSU (11/5/19)

#### ASSISTS

Season 7, vs. Maine (2/20/20)  
Career 7, vs. Maine (2/20/20)

#### STEALS

Season 2, vs. Binghamton (1/2/21)  
Career 3, 2x, last - vs. Gordon (11/16/19)

#### BLOCKS

Season --  
Career --

#### MINUTES

Season 32, vs. Binghamton (1/3/21)  
Career 32, vs. Binghamton (1/3/21)

### PRODUCTION TRACKER

	SEASON	CAREER
DOUBLE FIGURE SCORING	2	4
20+ POINTS	--	--
DOUBLE FIGURE REBOUND	--	--
DOUBLE DOUBLES	--	--
5+ ASSISTS	1	1
TEAM LEADER/SCORING	--	--
TEAM LEADER/REBOUNDS	1	1
TEAM LEADER/ASSISTS	4	4
TEAM LEADER/STEALS	2	2
TEAM LEADER/BLOCKS	--	--

- Scored five points in 19 minutes in season opener at UConn (Nov. 27)
- Knocked down a pair of three-pointers to finish with eight points vs. CCSU (Dec. 4)
- Recorded a season high in rebounds (4) and dished out a career-high seven assists — the most by a Hawk this season — in the second win vs. Maine (Dec. 20)
- Came away with a season-best two steals and added four assists in a win against Binghamton (Jan. 2)
- Logged a career-high 32 minutes in the second win vs. Binghamton (Jan. 3), knocking down a career-best three three-pointers while recording season bests in points (13) and rebounds (4)
- Went 4-for-4 from the field — including 2-for-2 from three — to finish with 10 points against NJIT (Feb. 14)

### GAME-BY-GAME STATISTICS

Opponent	GS	Min	FG-FGA	3FG-FGA	FT-FTA	O-D-REB	A	TO	Blk	Stl	Pts
at UConn		19	1-5	0-0	3-4	0-1-1	0	2	0	1	5
vs. Villanova		15	0-1	0-1	0-0	0-0-0	1	0	0	0	0
at Fairfield		14	1-2	1-1	0-0	1-0-1	1	0	0	0	3
CCSU		28	2-6	2-3	2-2	0-2-2	3	1	0	0	8
Fairfield		5	0-0	0-0	2-2	0-0-0	2	0	0	0	2
Maine		16	2-4	0-1	0-0	1-1-2	0	0	0	0	4
Maine		26	2-6	0-1	0-0	0-4-4	7	2	0	1	4
at New Hampshire		13	0-1	0-0	0-0	0-1-1	1	0	0	1	0
at New Hampshire		6	0-3	0-0	2-2	2-0-2	1	0	0	0	2
Binghamton		19	2-4	0-0	0-0	0-4-4	4	1	0	2	4
Binghamton		32	4-7	3-4	2-2	0-4-4	1	2	0	0	13
at UMass Lowell		25	0-1	0-1	0-0	0-4-4	3	2	0	2	0
at UMass Lowell		9	0-1	0-0	2-2	1-1-2	0	0	0	0	2
at UMBC		10	2-2	1-1	2-2	0-1-1	0	2	0	1	7
at UMBC		16	1-4	1-2	2-2	0-1-1	1	2	0	1	5
at Stony Brook		12	0-2	0-1	2-2	0-3-3	1	0	0	0	2
at Stony Brook		11	1-4	0-2	0-0	0-0-0	2	2	0	1	2
NJIT		18	2-6	0-3	1-2	0-0-0	1	0	0	1	5
NJIT		21	3-3	2-2	2-4	0-3-3	1	2	0	1	10
#9 Binghamton		18	3-4	1-1	0-0	0-1-1	1	3	0	0	7
#5 UAlbany		18	1-1	0-0	2-2	0-2-2	1	0	0	0	4
#2 Vermont											

### HENRY CAREER STATS

Year	G-GS	MIN	FGM-A	PCT	3FGM-A	PCT	FT-A	PCT	O-D-REB	AVG	A	TO	B	S	PTS	AVG
19-20	29-0	359	35-93	.376	3-19	.158	22-32	.688	6-30-36	1.2	25	22	0	16	95	3.3
20-21	21-0	351	27-67	.403	11-24	.458	24-28	.857	5-33-38	1.8	32	21	0	12	89	4.2
TOT	50-0	710	62-160	.388	14-43	.326	46-60	.767	11-63-74	1.5	57	43	0	28	184	3.7



# HARTFORD MEN'S BASKETBALL | AE SEMIFINALS

## 12 miroslav STAFL

FR » F » 6-10 » 235  
LIBEREC, CZECH REPUBLIC



### TOP PERFORMANCES

#### POINTS

Season 17, 2x, last - vs. NJIT (2/14/21)  
Career 19, vs. Emerson (11/21/19)

#### REBOUNDS

Season 9, vs. Binghamton (1/2/21)  
Career 9, 5x, last - vs. Binghamton (1/2/21)

#### FG MADE

Season 8, at UMass Lowell (1/9/21)  
Career 8, at UMass Lowell (1/9/21)

#### FG ATTEMPTS

Season 11, 2x, last - at UMBC (1/16/21)  
Career 11, 2x, last - at UMBC (1/16/21)

#### 3FG MADE

Season 2, at UNH (12/27/20)  
Career 2, 3x, last - at UNH (12/27/20)

#### 3FG ATTEMPTS

Season 3, 2x, last - at UMBC (1/17/21)  
Career 5, at UAlbany (1/25/20)

#### FT MADE

Season 4, 3x, last - vs. UAlbany (2/28/21)  
Career 6, vs. Wagner (12/14/19)

#### FT ATTEMPTS

Season 7, vs. UNH (12/28/20)  
Career 9, at Texas State (11/30/19)

#### ASSISTS

Season 4, vs. NJIT (2/14/21)  
Career 4, vs. NJIT (2/14/21)

#### STEALS

Season 3, at UMass Lowell (1/10/21)  
Career 3, at UMass Lowell (1/10/21)

#### BLOCKS

Season 2, 2x, last - vs. Binghamton (1/2/21)  
Career 2, 4x, last - vs. Binghamton (1/2/21)

#### MINUTES

Season 34, at UMBC (1/16/21)  
Career 38, vs Merrimack (11/24/19)

### PRODUCTION TRACKER

	SEASON	CAREER
DOUBLE FIGURE SCORING	9	20
20+ POINTS	--	--
DOUBLE FIGURE REBOUND	--	--
DOUBLE DOUBLES	--	--
5+ ASSISTS	--	--
TEAM LEADER/SCORING	2	5
TEAM LEADER/REBOUNDS	6	9
TEAM LEADER/ASSISTS	2	3
TEAM LEADER/STEALS	2	3
TEAM LEADER/BLOCKS	7	13

- Made his season debut vs. Maine, recording five points and a team-high eight rebounds in 27 minutes (Dec. 19)
- Went 6-for-9 from the field for a season-high 17 points and added eight rebounds, a team-best, in the second win vs. Maine (Dec. 20)
- Tied career highs in blocks (2) and three-pointers (2) at New Hampshire, finishing with 12 points (Dec. 27)
- Made first start of the season in first game against Binghamton (Jan. 2), scoring 10 points while matching season highs in rebounds (9) and blocks (2)
- Scored a team-high 16 points on 8-for-11 shooting from the field at UMass Lowell (Jan. 9)
- Registered a career-high three steals in the win at UMass Lowell, adding eight points (Jan. 10)
- Went 7-for-11 from the field for 14 points in a win at UMBC, adding eight rebounds and a block (Jan. 16)
- Shot 7-of-10 from the field to match a season-high in scoring with 17 points against NJIT, adding a career-high four assists in the win (Feb. 14)
- Contributed 11 points in the AE Playoffs win vs. Binghamton (Feb. 27)

### GAME-BY-GAME STATISTICS

Opponent	GS	Min	FG-FGA	3FG-FGA	FT-FTA	O-D-REB	A	TO	Blk	Stl	Pts
at UConn											DID NOT DRESS
vs. Villanova											DID NOT DRESS
at Fairfield											DID NOT DRESS
CCSU											DID NOT DRESS
Fairfield											DID NOT DRESS
Maine		27	2-7	0-3	1-3	2-6-8	0	2	1	1	5
Maine		22	6-9	1-1	4-6	3-5-8	0	1	0	0	17
at New Hampshire		26	4-8	2-2	2-6	3-2-5	3	1	2	1	12
at New Hampshire		21	3-8	0-1	3-7	1-6-7	1	0	0	0	9
Binghamton	*	28	5-10	0-1	0-2	5-4-9	1	3	2	0	10
Binghamton	*	19	4-7	0-0	4-4	1-2-3	0	1	0	0	12
at UMass Lowell	*	27	8-11	0-1	0-2	0-6-6	0	4	0	0	16
at UMass Lowell	*	30	3-7	1-2	1-2	2-0-0	1	2	1	3	8
at UMBC	*	34	7-11	0-2	0-1	3-5-8	2	4	1	1	14
at UMBC	*	31	3-6	1-3	0-0	1-7-8	1	3	0	0	7
at Stony Brook	*	30	4-7	1-2	0-0	3-0-3	2	2	1	1	9
at Stony Brook	*	20	3-7	0-2	1-2	1-3-4	0	2	1	0	7
NJIT	*	9	1-2	0-0	1-2	1-0-1	0	4	0	0	3
NJIT	*	32	7-10	1-2	2-2	2-3-5	4	2	0	2	17
#9 Binghamton	*	33	5-10	0-1	1-2	4-3-7	2	1	0	0	11
#5 UAlbany	*	27	5-7	0-0	4-4	2-5-7	3	3	1	0	14
#2 Vermont											

### STAFL CAREER STATS

Year	G-GS	MIN	FGM-A	PCT	3FGM-A	PCT	FT-A	PCT	O-D-REB	AVG	A	TO	B	S	PTS	AVG
19-20	33-32	855	110-230	.478	10-52	.192	61-91	.670	32-100-132	4.0	41	91	11	14	291	8.8
20-21	16-12	416	70-127	.551	7-23	.304	24-45	.533	34-57-91	5.7	20	35	10	9	171	10.7
<b>TOT</b>	<b>49-44</b>	<b>1,271</b>	<b>180-357</b>	<b>.504</b>	<b>17-75</b>	<b>.227</b>	<b>85-136</b>	<b>.625</b>	<b>66-157-223</b>	<b>4.6</b>	<b>61</b>	<b>126</b>	<b>21</b>	<b>23</b>	<b>462</b>	<b>9.4</b>



## 14 **rastislav** SIPKOVSKY

FR » F » 6-4 » 215  
SERED, SLOVAKIA



- Played two seasons at Get Better Academy
- Averaged 10.3 points, 8.6 rebounds and 2.3 assists per game for U-18 Slovak Republic
- Made collegiate debut vs. CCSU (Dec. 4)
- Logged a season-best four minutes in a win against Binghamton, snagging first career rebound (Jan. 2)
- 

### TOP PERFORMANCES

#### POINTS

Season --  
Career --

#### REBOUNDS

Season 1, vs. Binghamton (1/2/21)  
Career 1, vs. Binghamton (1/2/21)

#### FG MADE

Season --  
Career --

#### FG ATTEMPTS

Season --  
Career --

#### 3FG MADE

Season --  
Career --

#### 3FG ATTEMPTS

Season --  
Career --

#### FT MADE

Season --  
Career --

#### FT ATTEMPTS

Season --  
Career --

#### ASSISTS

Season --  
Career --

#### STEALS

Season --  
Career --

#### BLOCKS

Season --  
Career --

#### MINUTES

Season 4, vs. Binghamton (1/2/21)  
Career 4, vs. Binghamton (1/2/21)

### PRODUCTION TRACKER

	SEASON	CAREER
DOUBLE FIGURE SCORING	--	--
20+ POINTS	--	--
DOUBLE FIGURE REBOUND	--	--
DOUBLE DOUBLES	--	--
5+ ASSISTS	--	--
TEAM LEADER/SCORING	--	--
TEAM LEADER/REBOUNDS	--	--
TEAM LEADER/ASSISTS	--	--
TEAM LEADER/STEALS	--	--
TEAM LEADER/BLOCKS	--	--

### GAME-BY-GAME STATISTICS

Opponent	GS	Min	FG-FGA	3FG-FGA	FT-FTA	O-D-REB	A	TO	Blk	Stl	Pts	
at UConn			DID NOT PLAY - COACH'S DECISION									
vs. Villanova			DID NOT PLAY - COACH'S DECISION									
at Fairfield			DID NOT PLAY - COACH'S DECISION									
CCSU	1		0-0	0-0	0-0	0-0-0	0	0	0	0	0	
Fairfield	1		0-0	0-0	0-0	0-0-0	0	0	0	0	0	
Maine			DID NOT PLAY - COACH'S DECISION									
Maine	1		0-0	0-0	0-0	0-0-0	0	0	0	0	0	
at New Hampshire			DID NOT PLAY - COACH'S DECISION									
at New Hampshire			DID NOT PLAY - COACH'S DECISION									
Binghamton	4		0-0	0-0	0-1-1	0	0	0	0	0	0	
Binghamton			DID NOT PLAY - COACH'S DECISION									
at UMass Lowell			DID NOT PLAY - COACH'S DECISION									
at UMass Lowell			DID NOT PLAY - COACH'S DECISION									
at UMBC			DID NOT PLAY - COACH'S DECISION									
at UMBC			DID NOT PLAY - COACH'S DECISION									
at Stony Brook			DID NOT PLAY - COACH'S DECISION									
at Stony Brook			DID NOT PLAY - COACH'S DECISION									
NJIT			DID NOT PLAY - COACH'S DECISION									
NJIT	1		0-0	0-0	0-0-0	0	0	0	0	0	0	
#9 Binghamton	1		0-0	0-0	0-0-0	0	0	0	0	0	0	
#5 UAlbany			DID NOT PLAY - COACH'S DECISION									
#2 Vermont			DID NOT PLAY - COACH'S DECISION									

### SIPKOVSKY CAREER STATS

Year	G-GS	MIN	FGM-A	PCT	3FGM-A	PCT	FT-A	PCT	O-D-REB	AVG	A	TO	B	S	PTS	AVG
20-21	6-0	9	0-0	.000	0-0	.000	0-0	.000	0-1-1	0.2	0	0	0	0	0	0.0
<b>TOT</b>	<b>6-0</b>	<b>9</b>	<b>0-0</b>	<b>.000</b>	<b>0-0</b>	<b>.000</b>	<b>0-0</b>	<b>.000</b>	<b>0-1-1</b>	<b>0.2</b>	<b>0</b>	<b>0</b>	<b>0</b>	<b>0</b>	<b>0</b>	<b>0.</b>



# HARTFORD MEN'S BASKETBALL | AE SEMIFINALS

## 15 **thomas** WEBLEY

**FR » F » 6-10 » 240**  
**CHRISTCHURCH, NEW ZEALAND**



### TOP PERFORMANCES

#### POINTS

Season 10, 2x, last - vs. NJIT (2/13/21)  
Career 10, 2x, last - vs. NJIT (2/13/21)

#### REBOUNDS

Season 8, vs. NJIT (2/13/21)  
Career 8, vs. NJIT (2/13/21)

#### FG MADE

Season 4, 2x, last - vs. NJIT (2/13/21)  
Career 4, 2x, last - vs. NJIT (2/13/21)

#### FG ATTEMPTS

Season 9, vs. CCSU (12/4/20)  
Career 9, vs. CCSU (12/4/20)

#### 3FG MADE

Season --  
Career --

#### 3FG ATTEMPTS

Season --  
Career --

#### FT MADE

Season 3, vs. Villanova (12/1/20)  
Career 3, vs. Villanova (12/1/20)

#### FT ATTEMPTS

Season 4, 2x, last - vs. UNH (12/28/20)  
Career 4, 2x, last - vs. UNH (12/28/20)

#### ASSISTS

Season 2, 2x, last - vs. Villanova (12/1/20)  
Career 2, 2x, last - vs. Villanova (12/1/20)

#### STEALS

Season --  
Career --

#### BLOCKS

Season 1, 2x, last - vs. NJIT (2/13/21)  
Career 1, 2x, last - vs. NJIT (2/13/21)

#### MINUTES

Season 34, at Fairfield (12/2/20)  
Career 34, at Fairfield (12/2/20)

### PRODUCTION TRACKER

	SEASON	CAREER
DOUBLE FIGURE SCORING	2	2
20+ POINTS	--	--
DOUBLE FIGURE REBOUND	--	--
DOUBLE DOUBLES	--	--
5+ ASSISTS	--	--
TEAM LEADER/SCORING	--	--
TEAM LEADER/REBOUNDS	1	1
TEAM LEADER/ASSISTS	1	1
TEAM LEADER/STEALS	--	--
TEAM LEADER/BLOCKS	2	2

- Recorded 31 points and 15 rebounds per game as a senior at Cashmere High School
- Earned the start in his college debut at UConn (Nov. 27), recording six rebounds, two assists and two points in 33 minutes
- Scored nine points, adding two assists and a team-best six rebounds against #12 Villanova (Dec. 1)
- Recorded first career double-figure scoring game vs. CCSU, finishing with 10 points in 21 minutes (Dec. 4)
- Registered his first career block in the second win vs. Maine (Dec. 20)
- Went 4-of-5 from the field to match a career high in scoring with 10 points against NJIT, adding a personal-best eight rebounds (Feb. 13)
- Named America East Rookie of the Week on Feb. 15 after averaging 7.0 points and 4.5 rebounds against NJIT

### GAME-BY-GAME STATISTICS

Opponent	GS	Min	FG-FGA	3FG-FGA	FT-FTA	O-D-REB	A	TO	Blk	Stl	Pts
at UConn	*	33	1-2	0-0	0-1	3-3-6	2	6	0	0	2
vs. Villanova	*	33	3-5	0-0	3-4	2-4-6	2	1	0	0	9
at Fairfield	*	34	2-7	0-0	0-0	3-2-5	0	0	0	0	4
CCSU	*	21	4-9	0-0	2-2	1-1-2	0	1	0	0	10
Fairfield	*	19	1-2	0-0	0-0	1-3-4	0	2	0	0	2
Maine	*	5	1-3	0-0	0-0	2-0-2	0	1	0	0	2
at New Hampshire	*	15	0-1	0-0	0-0	0-2-2	1	1	0	0	0
at New Hampshire	*	17	0-1	0-0	2-4	2-4-6	0	0	0	0	2
Binghamton		3	1-2	0-0	0-0	0-0-0	0	0	0	0	2
Binghamton			DID NOT PLAY - COACH'S DECISION								
at UMass Lowell		2	0-0	0-0	0-0	0-0-0	0	0	0	0	0
at UMass Lowell		7	0-1	0-0	0-0	0-0-0	0	1	0	0	0
at UMBC		6	1-2	0-0	0-0	1-1-1	0	0	0	0	2
at UMBC		6	1-3	0-0	2-2	1-2-3	0	0	0	0	4
at Stony Brook		7	0-0	0-0	0-0	0-0-0	0	0	0	0	0
at Stony Brook		8	1-1	0-0	0-0	0-1-1	0	0	0	0	2
NJIT		24	4-5	0-0	2-2	4-4-8	1	3	1	0	10
NJIT		7	1-2	0-0	2-3	0-1-1	0	0	0	0	4
#9 Binghamton			DID NOT DRESS								
#5 UAlbany			DID NOT DRESS								
#2 Vermont											

### WEBLEY CAREER STATS

Year	G-GS	MIN	FGM-A	PCT	3FGM-A	PCT	FT-A	PCT	O-D-REB	AVG	A	TO	B	S	PTS	AVG
20-21	18-9	258	24-50	.480	0-0	.000	13-19	.684	21-29-50	2.8	6	16	2	0	61	3.4
<b>TOT</b>	<b>18-9</b>	<b>258</b>	<b>24-50</b>	<b>.480</b>	<b>0-0</b>	<b>.000</b>	<b>13-19</b>	<b>.684</b>	<b>21-29-50</b>	<b>2.8</b>	<b>6</b>	<b>16</b>	<b>2</b>	<b>0</b>	<b>61</b>	<b>3.4</b>



# HARTFORD MEN'S BASKETBALL | AE SEMIFINALS

## 20 **austin** WILLIAMS

**R-SR » G » 6-4 » 200**  
**ROSELAND, N.J.**



### TOP PERFORMANCES

#### POINTS

Season 29, 2x, last - vs. Binghamton (2/27/21)  
Career 29, 2x, last - vs. Binghamton (2/27/21)

#### REBOUNDS

Season 15, vs. Binghamton (2/27/21)  
Career 15, vs. Binghamton (2/27/21)

#### FG MADE

Season 11, at UMass Lowell (1/10/21)  
Career 11, at UMass Lowell (1/10/21)

#### FG ATTEMPTS

Season 18, at UMBC (1/16/21)  
Career 18, at UMBC (1/16/21)

#### 3FG MADE

Season 3, vs. Binghamton (2/27/21)  
Career 3, vs. Binghamton (2/27/21)

#### 3FG ATTEMPTS

Season 5, 2x, last - at Stony Brook (1/30/21)  
Career 5, 2x, last - at Stony Brook (1/30/21)

#### FT MADE

Season 8, vs. UNH (12/28/20)  
Career 8, vs. UNH (12/28/20)

#### FT ATTEMPTS

Season 8, vs. UNH (12/28/20)  
Career 8, vs. UNH (12/28/20)

#### ASSISTS

Season 4, vs. Binghamton (1/3/21)  
Career 4, vs. Binghamton (1/3/21)

#### STEALS

Season 2, 4x, last - vs. Binghamton (1/3/21)  
Career 2, 4x, last - vs. Binghamton (1/3/21)

#### BLOCKS

Season 2, vs. UNH (12/28/20)  
Career 2, vs. UNH (12/28/20)

#### MINUTES

Season 40, 3x, last - at UMBC (1/17/21)  
Career 40, 3x, last - at UMBC (1/17/21)

### PRODUCTION TRACKER

	SEASON	CAREER
DOUBLE FIGURE SCORING	16	16
20+ POINTS	2	2
DOUBLE FIGURE REBOUND	3	3
DOUBLE DOUBLES	3	3
5+ ASSISTS	--	--
TEAM LEADER/SCORING	7	7
TEAM LEADER/REBOUNDS	9	9
TEAM LEADER/ASSISTS	2	2
TEAM LEADER/STEALS	5	5
TEAM LEADER/BLOCKS	4	4

- Named to the America East All-Conference Second Team
- Earned the start in his Hartford debut at UConn, recording two points, two rebounds and a steal in 20 minutes (Nov. 27)
- Recorded first double-figure scoring game (11 points) in a Hartford uniform against #12 Villanova, adding two steals (Dec. 1)
- Recorded Hartford's first double-double of the season with 15 points and 10 rebounds on a 6-of-7 effort from the floor (2-of-2 from three) vs. CCSU (Dec. 4)
- Went 8-for-8 from the line to finish with a team-high 16 points at New Hampshire, adding a career-best two blocks (Dec. 28)
- Knocked down the game-winning three with 0.5 seconds left in the second game against Binghamton, finishing with 16 points and a season-high four assists and two steals (Jan. 3)
- Dropped a career-high 29 points in the win at UMass Lowell (Jan. 10) — the most scored by a Hawk this season — on 11-of-17 shooting from the field in 40 minutes
- Led the Hawks with his second double-double of the season in a win at UMBC (Jan. 16), scoring a team-high 16 points while adding 13 rebounds
- Scored a game-high 15 points in a win at Stony Brook, netting the eventual go-ahead bucket on a putback with 15 seconds left (Jan. 30)
- Extended double-figure scoring streak to 10 games with 11 points against Stony Brook (Jan. 31)
- Saw double-figure scoring streak come to an end in the first game against NJIT (Feb. 13)
- Rebounded in game two against NJIT, scoring 16 points while adding a game-high eight rebounds (Feb. 14)
- Shot 10-of-15 from the field and 6-of-7 from the free-throw line to match a career-high in scoring with 29 points, adding 15 rebounds — the most for a Hawk this season — for a double-double in the opening round of the AE Playoffs against Binghamton (Feb. 27)

### GAME-BY-GAME STATISTICS

Opponent	GS	Min	FG-FGA	3FG-FGA	FT-FTA	O-D-REB	A	TO	Blk	Stl	Pts
at UConn	*	20	1-5	0-1	0-0	1-1-2	0	0	0	1	2
vs. Villanova	*	28	5-7	1-2	0-0	0-3-3	0	0	0	2	11
at Fairfield	*	27	6-9	0-1	0-3	2-5-7	1	1	0	1	12
CCSU	*	22	6-7	2-2	1-2	1-9-10	1	1	0	1	15
Fairfield	*	37	2-8	0-2	4-5	1-3-4	1	1	0	2	8
Maine	*	34	3-7	0-1	3-6	4-4-8	2	3	0	2	9
Maine	*	26	1-5	0-1	1-2	1-2-3	2	2	0	0	3
at New Hampshire	*	28	4-7	2-3	0-0	0-6-6	3	2	0	1	10
at New Hampshire	*	33	3-6	2-3	8-8	0-5-5	1	4	2	0	16
Binghamton	*	22	5-8	0-2	2-4	0-2-2	2	3	0	0	12
Binghamton	*	34	6-11	1-3	3-4	1-1-2	4	3	0	2	16
at UMass Lowell	*	36	5-12	1-3	3-5	1-5-6	1	3	0	0	14
at UMass Lowell	*	40	11-17	2-5	5-7	1-5-6	0	2	0	1	29
at UMBC	*	40	8-18	0-4	0-2	3-10-13	1	3	1	1	16
at UMBC	*	40	5-12	0-4	3-6	2-7-9	3	3	0	1	13
at Stony Brook	*	33	6-16	0-5	3-3	2-4-6	2	1	0	1	15
at Stony Brook	*	32	4-11	1-4	2-4	1-5-6	1	3	1	1	11
NJIT	*	25	3-9	0-3	0-0	1-2-3	3	1	0	1	6
NJIT	*	35	7-13	2-4	0-0	1-7-8	2	5	0	0	16
#9 Binghamton	*	35	10-15	3-4	6-7	2-13-15	2	1	1	1	29
#5 UAlbany	*	22	3-6	0-1	5--7	0-1-1	3	1	1	2	11
#2 Vermont											

### WILLIAMS CAREER STATS (at HARTFORD ONLY)

Year	G-GS	MIN	FGM-A	PCT	3FGM-A	PCT	FT-A	PCT	O-D-REB	AVG	A	TO	B	S	PTS	AVG
20-21	21-21	649	104-209	.498	17-58	.293	49-75	.653	25-100-125	6.0	35	43	6	21	274	13.0
<b>TOT</b>	<b>21-21</b>	<b>649</b>	<b>104-209</b>	<b>.498</b>	<b>17-58</b>	<b>.293</b>	<b>49-75</b>	<b>.653</b>	<b>25-100-125</b>	<b>6.0</b>	<b>35</b>	<b>43</b>	<b>6</b>	<b>21</b>	<b>274</b>	<b>13.0</b>



# HARTFORD MEN'S BASKETBALL | AE SEMIFINALS

## 21 **matt** **HOBBS**

**SR » G » 6-4 » 200**  
**ANCHORAGE, ALASKA**



- Made season debut vs. CCSU, grabbing one rebound (Dec. 4)
- Logged a career-high three minutes in a win against Binghamton (Jan. 2)

### TOP PERFORMANCES

#### POINTS

Season --  
Career --

#### REBOUNDS

Season 1, vs. CCSU (12/4/20)  
Career 1, vs. CCSU (12/4/20)

#### FG MADE

Season --  
Career --

#### FG ATTEMPTS

Season 1, vs. CCSU (12/4/20)  
Career 1, vs. CCSU (12/4/20)

#### 3FG MADE

Season --  
Career --

#### 3FG ATTEMPTS

Season --  
Career --

#### FT MADE

Season --  
Career --

#### FT ATTEMPTS

Season --  
Career --

#### ASSISTS

Season --  
Career --

#### STEALS

Season --  
Career --

#### BLOCKS

Season --  
Career --

#### MINUTES

Season 3, vs. Binghamton (1/2/21)  
Career 3, vs. Binghamton (1/2/21)

### PRODUCTION TRACKER

	SEASON	CAREER
DOUBLE FIGURE SCORING	--	--
20+ POINTS	--	--
DOUBLE FIGURE REBOUND	--	--
DOUBLE DOUBLES	--	--
5+ ASSISTS	--	--
TEAM LEADER/SCORING	--	--
TEAM LEADER/REBOUNDS	--	--
TEAM LEADER/ASSISTS	--	--
TEAM LEADER/STEALS	--	--
TEAM LEADER/BLOCKS	--	--

### GAME-BY-GAME STATISTICS

Opponent	GS	Min	FG-FGA	3FG-FGA	FT-FTA	O-D-REB	A	TO	Blk	Stl	Pts	
at UConn			DID NOT PLAY - COACH'S DECISION									
vs. Villanova			DID NOT PLAY - COACH'S DECISION									
at Fairfield			DID NOT PLAY - COACH'S DECISION									
CCSU		1	0-1	0-0	0-0	1-0-1	0	0	0	0	0	
Fairfield		1	0-0	0-0	0-0	0-0-0	0	0	0	0	0	
Maine			DID NOT PLAY - COACH'S DECISION									
Maine		1	0-0	0-0	0-0	0-0-0	0	0	0	0	0	
at New Hampshire			DID NOT PLAY - COACH'S DECISION									
at New Hampshire			DID NOT PLAY - COACH'S DECISION									
Binghamton		3	0-0	0-0	0-0	0-0-0	0	0	0	0	0	
Binghamton			DID NOT PLAY - COACH'S DECISION									
at UMass Lowell			DID NOT PLAY - COACH'S DECISION									
at UMass Lowell			DID NOT PLAY - COACH'S DECISION									
at UMBC			DID NOT PLAY - COACH'S DECISION									
at UMBC			DID NOT PLAY - COACH'S DECISION									
at Stony Brook			DID NOT PLAY - COACH'S DECISION									
at Stony Brook			DID NOT PLAY - COACH'S DECISION									
NJIT			DID NOT PLAY - COACH'S DECISION									
NJIT		0+	0-0	0-0	0-0	0-0-0	0	0	0	0	0	
#9 Binghamton		1	0-0	0-0	0-0	0-0-0	0	0	0	0	0	
#5 UAlbany			DID NOT PLAY - COACH'S DECISION									
#2 Vermont			DID NOT PLAY - COACH'S DECISION									

### HOBBS CAREER STATS (at HARTFORD ONLY)

Year	G-GS	MIN	FGM-A	PCT	3FGM-A	PCT	FT-A	PCT	O-D-REB	AVG	A	TO	B	S	PTS	AVG
19-20	3-0	3	0-0	.000	0-0	.000	0-0	.000	0-0-0	0.0	0	0	0	0	0	0.0
20-21	6-0	7	0-1	.000	0-0	.000	0-0	.000	1-0-1	0.2	0	0	0	0	0	0.0
<b>TOT</b>	<b>9-0</b>	<b>10</b>	<b>0-1</b>	<b>.000</b>	<b>0-0</b>	<b>.000</b>	<b>0-0</b>	<b>.000</b>	<b>1-0-1</b>	<b>0.1</b>	<b>0</b>	<b>0</b>	<b>0</b>	<b>0</b>	<b>0</b>	<b>0.0</b>



## 22 <sup>aj</sup> GRAY

FR » G/F » 6-4 » 205  
ROCHESTER, N.Y.



- Scored 1,000+ career points at Mercersburg Academy (2018-20) and Bishop Kearney (2015-18)
- Made collegiate debut at UConn (Nov. 27)
- Logged a season-best four minutes in a win against Binghamton, recording first career rebound (Jan. 2)
- 

### TOP PERFORMANCES

#### POINTS

Season --  
Career --

#### REBOUNDS

Season 1, vs. Binghamton (1/2/21)  
Career 1, vs. Binghamton (1/2/21)

#### FG MADE

Season --  
Career --

#### FG ATTEMPTS

Season 2, vs. Binghamton (1/2/21)  
Career 2, vs. Binghamton (1/2/21)

#### 3FG MADE

Season --  
Career --

#### 3FG ATTEMPTS

Season --  
Career --

#### FT MADE

Season --  
Career --

#### FT ATTEMPTS

Season --  
Career --

#### ASSISTS

Season --  
Career --

#### STEALS

Season --  
Career --

#### BLOCKS

Season --  
Career --

#### MINUTES

Season 4, vs. Binghamton (1/2/21)  
Career 4, vs. Binghamton (1/2/21)

### PRODUCTION TRACKER

	SEASON	CAREER
DOUBLE FIGURE SCORING	--	--
20+ POINTS	--	--
DOUBLE FIGURE REBOUND	--	--
DOUBLE DOUBLES	--	--
5+ ASSISTS	--	--
TEAM LEADER/SCORING	--	--
TEAM LEADER/REBOUNDS	--	--
TEAM LEADER/ASSISTS	--	--
TEAM LEADER/STEALS	--	--
TEAM LEADER/BLOCKS	--	--

### GAME-BY-GAME STATISTICS

Opponent	GS	Min	FG-FGA	3FG-FGA	FT-FTA	O-D-REB	A	TO	Blk	Stl	Pts
at UConn		0+	0-0	0-0	0-0	0-0-0	0	0	0	0	0
vs. Villanova			DID NOT PLAY - COACH'S DECISION								
at Fairfield			DID NOT PLAY - COACH'S DECISION								
CCSU			DID NOT PLAY - COACH'S DECISION								
Fairfield			DID NOT PLAY - COACH'S DECISION								
Maine			DID NOT PLAY - COACH'S DECISION								
Maine		1	0-0	0-0	0-0	0-0-0	0	0	0	0	0
at New Hampshire			DID NOT PLAY - COACH'S DECISION								
at New Hampshire			DID NOT PLAY - COACH'S DECISION								
Binghamton		4	0-2	0-0	0-0	0-1-1	0	0	0	0	0
Binghamton			DID NOT PLAY - COACH'S DECISION								
at UMass Lowell			DID NOT PLAY - COACH'S DECISION								
at UMass Lowell			DID NOT PLAY - COACH'S DECISION								
at UMBC			DID NOT PLAY - COACH'S DECISION								
at UMBC			DID NOT PLAY - COACH'S DECISION								
at Stony Brook			DID NOT PLAY - COACH'S DECISION								
at Stony Brook			DID NOT PLAY - COACH'S DECISION								
NJIT			DID NOT PLAY - COACH'S DECISION								
NJIT		1	0-0	0-0	0-0	0-0-0	0	1	0	0	0
#9 Binghamton			DID NOT PLAY - COACH'S DECISION								
#5 UAlbany			DID NOT PLAY - COACH'S DECISION								
#2 Vermont			DID NOT PLAY - COACH'S DECISION								

### GRAY CAREER STATS

Year	G-GS	MIN	FGM-A	PCT	3FGM-A	PCT	FT-A	PCT	O-D-REB	AVG	A	TO	B	S	PTS	AVG
20-21	4-0	6	0-2	.000	0-0	.000	0-0	.000	0-1-1	0.3	0	1	0	0	0	0.0
<b>TOT</b>	<b>4-0</b>	<b>6</b>	<b>0-2</b>	<b>.000</b>	<b>0-0</b>	<b>.000</b>	<b>0-0</b>	<b>.000</b>	<b>0-1-1</b>	<b>0.3</b>	<b>0</b>	<b>1</b>	<b>0</b>	<b>0</b>	<b>0</b>	<b>0.0</b>



# HARTFORD MEN'S BASKETBALL | AE SEMIFINALS

## 23 **michael** DUNNE

**50 » 6 » 6-0 » 190**  
**MATAWAN, N.J.**



- Scored eight points in 18 minutes at UConn, knocking down his first three-pointer of the season (Nov. 27)
- Recorded first steal of the season and pulled down four rebounds in 20 minutes against Fairfield (Dec. 7)
- Hit a big three down the stretch in the win vs. Maine (Dec. 19)
- Matched a career high in steals (3) at UMass Lowell, adding five points (Jan. 9)
- Dished out two assists to match a career high in a win at Stony Brook (Jan. 30)
- Grabbed a season-high five rebounds in a season-best 22 minutes at Stony Brook (Jan. 31)
- 

### TOP PERFORMANCES

#### POINTS

Season 8, 2x, last - vs. Fairfield (12/7/20)  
Career 10, vs. Gordon (11/16/19)

#### REBOUNDS

Season 5, at Stony Brook (1/31/21)  
Career 6, vs. Emerson (11/21/19)

#### FG MADE

Season 3, vs. Fairfield (12/7/20)  
Career 3, 4x, last - vs. Fairfield (12/7/20)

#### FG ATTEMPTS

Season 9, at Fairfield (12/2/20)  
Career 9, at Fairfield (12/2/20)

#### 3FG MADE

Season 2, 6x, last - at UMBC (1/17/21)  
Career 3, 2x, last - vs. UMass Lowell (3/7/20)

#### 3FG ATTEMPTS

Season 6, 2x, last - at UNH (12/27/20)  
Career 6, 2x, last - at UNH (12/27/20)

#### FT MADE

Season 3, at UConn (11/27/20)  
Career 3, at UConn (11/27/20)

#### FT ATTEMPTS

Season 3, at UConn (11/27/20)  
Career 3, 2x, last - at UConn (11/27/20)

#### ASSISTS

Season 2, at Stony Brook (1/30/21)  
Career 2, 3x, last - at Stony Brook (1/30/21)

#### STEALS

Season 3, at UMass Lowell (1/9/21)  
Career 3, 2x, last - at UMass Lowell (1/9/21)

#### BLOCKS

Season 1, 3x, last - vs. Binghamton (1/3/21)  
Career 1, 7x, last - vs. Binghamton (1/3/21)

#### MINUTES

Season 22, at Stony Brook (1/31/21)  
Career 30, vs. UMass Lowell (3/7/20)

### PRODUCTION TRACKER

	SEASON	CAREER
DOUBLE FIGURE SCORING	--	1
20+ POINTS	--	--
DOUBLE FIGURE REBOUND	--	--
DOUBLE DOUBLES	--	--
5+ ASSISTS	--	--
TEAM LEADER/SCORING	--	--
TEAM LEADER/REBOUNDS	--	--
TEAM LEADER/ASSISTS	--	--
TEAM LEADER/STEALS	2	2
TEAM LEADER/BLOCKS	2	6

### GAME-BY-GAME STATISTICS

Opponent	GS	Min	FG-FGA	3FG-FGA	FT-FTA	O-D-REB	A	TO	Blk	Stl	Pts
at UConn		18	2-4	1-2	3-3	1-1-2	0	0	0	0	8
vs. Villanova		16	2-5	2-4	0-0	0-1-1	0	0	0	0	6
at Fairfield		14	1-9	0-6	0-0	0-2-2	1	0	1	0	5
CCSU		7	0-1	0-1	0-0	0-1-1	0	0	0	0	0
Fairfield		20	3-8	2-7	0-0	1-3-4	1	0	0	1	8
Maine		8	1-1	1-1	0-0	0-0-0	0	0	0	0	3
Maine		12	2-3	2-3	0-0	2-1-3	1	0	0	1	6
at New Hampshire		6	2-6	2-6	0-0	0-1-1	0	0	0	0	6
at New Hampshire		4	0-0	0-0	0-0	0-0-0	0	1	0	0	0
Binghamton		15	2-6	2-5	0-0	0-5-5	0	0	1	0	6
Binghamton		4	0-0	0-0	0-0	0-0-0	0	0	1	0	0
at UMass Lowell		18	2-7	1-6	0-0	0-3-3	1	0	0	3	5
at UMass Lowell		3	0-0	0-0	0-0	0-0-0	0	0	0	0	0
at UMBC		0+	0-0	0-0	0-0	0-0-0	0	0	0	0	0
at UMBC		6	2-2	2-2	0-0	0-1-1	0	0	0	0	6
at Stony Brook		7	0-3	0-3	0-0	0-0-0	2	0	0	0	0
at Stony Brook		22	1-6	0-5	0-0	1-4-5	1	1	0	1	2
NJIT		9	0-4	0-4	0-0	0-0-0	0	0	0	0	0
NJIT		3	0-0	0-0	0-0	0-0-0	1	1	0	0	0
#9 Binghamton		5	1-1	1-1	2-2	0-1-1	0	0	0	0	5
#5 UAlbany		16	1-3	1-2	1-2	0-1-1	0	2	0	2	4
#2 Vermont											

### DUNNE CAREER STATS

Year	G-GS	MIN	FGM-A	PCT	3FGM-A	PCT	FT-A	PCT	O-D-REB	AVG	A	TO	B	S	PTS	AVG
18-19	14-0	47	9-13	.692	7-11	.636	0-2	.000	2-7-9	0.6	1	1	0	2	25	1.8
19-20	24-0	243	21-60	.350	18-47	.382	3-6	.500	10-21-31	1.3	9	3	4	8	63	2.6
20-21	21-0	213	22-68	.324	17-59	.288	6-7	.857	5-25-30	1.4	8	5	3	8	67	3.2
<b>TOT</b>	<b>59-0</b>	<b>503</b>	<b>52-141</b>	<b>.369</b>	<b>42-117</b>	<b>.359</b>	<b>9-15</b>	<b>.600</b>	<b>17-53-70</b>	<b>1.2</b>	<b>18</b>	<b>9</b>	<b>7</b>	<b>18</b>	<b>155</b>	<b>2.6</b>



# HARTFORD MEN'S BASKETBALL | AE SEMIFINALS

## 25 traci CARTER

GR » G » 6-1 » 175  
PHILADELPHIA, PA.



### TOP PERFORMANCES

#### POINTS

Season 21, at UNH (12/27/20)  
Career 26, vs. Vermont (2/8/20)

#### REBOUNDS

Season 6, vs. Maine (12/19/20)  
Career 10, at New Hampshire (2/20/20)

#### FG MADE

Season 8, vs. UAlbany (2/28/21)  
Career 10, vs. Vermont (2/8/20)

#### FG ATTEMPTS

Season 19, at Stony Brook (1/30/21)  
Career 19, 2x, last - at Stony Brook (1/30/21)

#### 3FG MADE

Season 4, 2x, last - vs. Binghamton (1/3/21)  
Career 5, 2x, last - vs. Vermont (2/8/20)

#### 3FG ATTEMPTS

Season 12, vs. NJIT (2/13/21)  
Career 12, vs. NJIT (2/13/21)

#### FT MADE

Season 6, at UMBC (1/16/21)  
Career 8, 2x, last - at UMBC (2/5/20)

#### FT ATTEMPTS

Season 7, 2x, last - at UMBC (1/16/21)  
Career 10, 2x, last - at Stony Brook (3/10/20)

#### ASSISTS

Season 8, 2x, last - at Stony Brook (1/31/21)  
Career 13, vs. Maine (3/3/20)

#### STEALS

Season 6, vs. Binghamton (1/3/21)  
Career 9, at UAlbany (1/25/20)

#### BLOCKS

Season 1, 4x, last - vs. NJIT (2/13/21)  
Career 2, 3x, last - at Stony Brook (3/10/20)

#### MINUTES

Season 40, 2x, last - at UMBC (1/16/21)  
Career 40, 5x, last - at UMBC (1/16/21)

### PRODUCTION TRACKER

	SEASON	CAREER
DOUBLE FIGURE SCORING	12	28
20+ POINTS	2	4
DOUBLE FIGURE REBOUND	--	1
DOUBLE DOUBLES	--	1
5+ ASSISTS	7	27
TEAM LEADER/SCORING	5	8
TEAM LEADER/REBOUNDS	--	2
TEAM LEADER/ASSISTS	13	36
TEAM LEADER/STEALS	14	30
TEAM LEADER/BLOCKS	4	7

- Named to the America East All-Conference Second Team
- Second Hawk in program history to win America East All-Defensive Team honors in back-to-back seasons
- Logged 28 minutes and had two steals in the season debut at UConn (Nov. 27)
- Led the team with 13 points against #12 Villanova (Dec. 1)
- Led the team with 15 points against Fairfield, adding four steals and six assists (Dec. 7)
- Recorded 15 points against Maine on a 3-for-4 effort from three, adding a season-best six rebounds (Dec. 19)
- Led all scorers with a season-high 21 points at New Hampshire (Dec. 27)
- Went the full 40 minutes in the second win against Binghamton, knocking down a season-best four three-pointers for 15 points while adding a season-best eight assists and six steals (Jan. 3)
- Named the America East Player of the Week on Jan. 4 after averaging 13.5 points, 5.0 steals and 5.5 assists in two wins vs. Binghamton
- Stuffed the stat sheet with 13 points, seven assists and three steals in the win at UMass Lowell (Jan. 10)
- Recorded team-best numbers with 16 points, six assists and five steals in a win at UMBC (Jan. 16)
- Matched season-best assist total (8) at Stony Brook, adding three steals (Jan. 31)
- Went 3-for-4 from three to finish with 15 points against NJIT (Feb. 14)
- Handed out five assists and added nine points in the victory against Binghamton in the opening round of the AE Playoffs (Feb. 27)
- Went off for 20 points in the quarterfinal win over UAlbany, adding four assists (Feb. 28)

### GAME-BY-GAME STATISTICS

Opponent	GS	Min	FG-FGA	3FG-FGA	FT-FTA	O-D-REB	A	TO	Blk	Stl	Pts
at UConn	*	28	1-12	0-3	0-0	0-2-2	1	0	0	2	2
vs. Villanova	*	25	5-10	1-4	2-2	0-4-4	0	3	0	1	13
at Fairfield	*	25	3-13	1-4	2-2	1-4-5	2	1	1	1	9
CCSU	*	29	5-9	1-3	0-0	0-3-3	4	3	0	5	11
Fairfield	*	33	5-9	1-3	4-7	0-2-2	6	1	1	4	15
Maine	*	30	3-9	3-4	4-4	1-5-6	1	3	0	3	15
Maine	*	12	1-2	0-1	0-0	0-1-1	0	2	0	1	2
at New Hampshire	*	34	7-11	4-5	3-4	0-2-2	1	2	0	5	21
at New Hampshire	*	36	1-8	0-4	1-2	0-3-3	3	2	0	1	3
Binghamton	*	33	4-5	2-2	2-3	0-2-2	3	3	0	4	12
Binghamton	*	40	5-13	4-8	1-2	0-2-2	8	3	1	6	15
at UMass Lowell	*	26	3-7	1-3	0-0	0-1-1	1	3	0	1	7
at UMass Lowell	*	34	6-10	0-1	1-2	0-4-4	7	3	0	3	13
at UMBC	*	40	4-11	2-4	6-7	1-2-3	6	0	1	5	16
at UMBC	*	27	2-8	2-4	0-0	1-3-4	3	1	0	1	6
at Stony Brook	*	39	5-19	0-5	3-4	1-2-3	3	4	0	4	13
at Stony Brook	*	34	3-11	2-4	0-0	0-4-4	8	5	0	3	8
NJIT	*	37	2-14	2-12	0-0	1-3-4	6	4	1	1	6
NJIT	*	21	6-9	3-4	0-0	0-5-5	1	0	0	0	15
#9 Binghamton	*	29	3-7	2-3	0-0	0-1-1	5	4	0	1	9
#5 UAlbany	*	40	8-17	2-7	2-2	1-4-5	4	3	0	2	20
#2 Vermont											

### CARTER CAREER STATS (at HARTFORD ONLY)

Year	G-GS	MIN	FGM-A	PCT	3FGM-A	PCT	FT-A	PCT	O-D-REB	AVG	A	TO	B	S	PTS	AVG
19-20	33-33	1,090	106-323	.328	50-140	.357	58-74	.783	24-105-129	3.9	162	84	9	83	320	9.7
20-21	21-21	652	83-214	.388	34-91	.374	31-41	.756	7-59-66	3.1	73	50	5	54	231	11.0
TOT	54-54	1,742	189-537	.352	84-231	.364	89-115	.774	31-164-195	3.6	235	134	14	137	551	10.2



# HARTFORD MEN'S BASKETBALL | AE SEMIFINALS

## GAME 1 UCONN 69, HARTFORD 57 NOV. 27, 2020 | STORRS, CONN.

Hartford - 57													Record: 0-1			
NO. Name	Min	FG	3P	FT	Rebounds	Fouls	TP	AS	TO	ST	Blocks	+/-	Shooting By Period			
		M/A	M/A	M/A	OR DR TOT	PF	FD				BS	BA	1st	2nd	3rd	
0 Hunter Marks	F 38:19	2-4	1-2	9-11	1 8 9	1 1 9	14	0	0	1	0	1	-10	1st FG% 8-27 29.6%	2nd FG% 8-23 34.8%	3rd FG% 1-1 50%
15 Thomas Webley	F 33:12	1-2	0-0	0-1	3 3 6	1 1 2	2	6	0	0	0	1	-6	3PT% 1-6 16.7%	FT% 9-12 75%	GM FG% 16-50 32.0%
4 Moses Flowers	G 30:23	8-18	2-7	6-8	3 4 7	3 6 24	1	5	3	0	2	1	-13	FT% 12-15 80%	FT% 21-27 77.8%	GM FT% 4-5 26.7%
20 Austin Williams	G 18:58	1-5	0-1	0-0	1 1 2	5 0 2	0	0	0	1	0	2	-13	Dead Ball Rebounds: 2.0		
25 Traci Carter	G 28:14	1-12	0-3	0-0	2 2 2	3 2 2	1	0	2	0	0	1	-6			
23 Michael Dunne	18:11	2-4	1-2	3-3	1 1 2	1 1 1	8	0	0	0	0	1	-9			
2 D.J. Mitchell	08:43	0-0	0-0	0-0	0 0 0	0 0 0	0	0	0	0	0	0	0			
11 PJ Henry	18:55	1-5	0-0	3-4	0 1 1	1 5 5	0	2	1	0	0	1	-9			
3 Jakub Dombek	04:09	0-0	0-0	0-0	0 2 2	0 0 0	0	0	0	0	0	0	-2			
1 Briggs McClain	00:28	0-0	0-0	0-0	0 0 0	0 0 0	0	0	0	0	0	0	0			
22 AJ Gray	00:28	0-0	0-0	0-0	0 0 0	0 0 0	0	0	0	0	0	0	0			
Team					5 1 6	0 0 0	0	0	0	0	0	0	0			
Totals		16-50	4-15	21-27	14 23 37	15 24 57	4	15	8	0	9	12		Technical Fouls: NONE		

UCONN - 69													Record: 2-0			
NO. Name	Min	FG	3P	FT	Rebounds	Fouls	TP	AS	TO	ST	Blocks	+/-	Shooting By Period			
		M/A	M/A	M/A	OR DR TOT	PF	FD				BS	BA	1st	2nd	3rd	
5 Isaiah Whaley	F 28:58	5-10	0-0	0-0	3 7 10	1 0 1	10	4	2	1	5	0	8	1st FG% 16-34 47.1%	2nd FG% 12-29 41.4%	3rd FG% 2-7 28.6%
12 Tyler Pooley	F 15:04	0-2	0-0	0-0	1 1 2	4 1 0	1	1	1	0	1	0	11	3PT% 3-5 60%	FT% 5-9 55.6%	GM FG% 28-63 44.4%
0 Jalen Gaffney	G 35:41	4-10	1-3	6-8	1 1 2	3 5 15	2	0	2	0	2	0	13	FT% 5-9 55.6%	FT% 8-14 57.1%	GM FT% 5-19 26.3%
1 RJ Cole	G 22:02	4-7	2-4	0-0	6 2 2	4 0 1	10	1	2	1	0	0	7	Dead Ball Rebounds: 1.0		
2 James Bouknight	G 32:26	7-15	2-7	2-3	3 4 4	5 3 18	0	2	1	0	0	0	12			
10 Brendan Adams	23:59	1-7	0-0	1-1	3 4 3	3 4 2	1	2	1	0	0	0	0			
44 Andre Jackson	05:35	0-1	0-1	0-0	0 0 0	3 0 0	0	0	0	0	0	0	-5			
21 Adama Sanogo	11:02	4-7	0-0	0-1	1 1 2	1 1 1	8	0	2	1	0	0	4			
4 Tyrese Martin	25:13	3-4	0-0	0-2	5 5 10	1 1 6	3	1	0	0	0	0	7			
Team					2 3 5	0 0 0	0	0	0	0	0	0	0			
Totals		28-63	5-19	8-14	17 24 41	24 15 69	12	12	7	9	0	12		Technical Fouls: NONE		

HART		UCONN		Points from Turnovers		HART		UCONN		Period by Period Scoring		
Biggest lead	0 (1st 20:00)	19 (1st 3:32)	Points from Turnovers	14	12	1st	2nd	TOT	HART	26	31	57
Best Scoring Run	8 (2nd 17:11)	9 (1st 16:36)	Paint	22	38	UCONN	38	31	69			
Lead Changes	0	0	Second Chance	13	12							
Times Tied	1	1	Fast Breaks	14	14							
Time with Lead	00:00	38:36	Bench	13	16							

## GAME #12 VILLANOVA 87, HARTFORD 53 DEC. 1, 2020 | UNCASVILLE, CONN.

Villanova - 87													Record: 3-1			
NO. Name	Min	FG	3P	FT	Rebounds	Fouls	TP	AS	TO	ST	Blocks	+/-	Shooting By Period			
		M/A	M/A	M/A	OR DR TOT	PF	FD				BS	BA	1st	2nd	3rd	
23 Jermaine Samuels	F 20:28	4-5	1-2	0-0	1 3 4	1 0 1	9	3	0	0	1	0	20	1st FG% 9-22 40.9%	2nd FG% 1-3 33.3%	3rd FG% 9-19 47.4%
24 Jeremiah Robinson-Earl	F 35:43	1-5	0-0	0-0	2 8 10	3 1 2	3	3	3	1	0	0	33	3PT% 9-19 47.4%	FT% 9-9 100%	GM FG% 18-34 52.9%
2 Colin Gillespie	G 30:50	4-10	2-6	0-0	2 2 2	1 2 10	3	2	1	0	0	0	35	FT% 7-8 87.5%	FT% 1-1 100%	GM FT% 34-65 52.3%
5 Justin Moore	G 28:30	5-12	3-10	2-2	0 3 3	2 3 15	5	1	1	1	0	1	17	Dead Ball Rebounds: 0.0		
14 Caleb Daniels	G 17:47	4-5	3-4	0-0	4 4 2	1 1 11	0	0	0	0	0	0	13			
20 Cole Swider	21:13	5-10	3-7	0-0	2 2 1	1 1 13	2	1	1	0	0	0	22			
3 Brandon Slater	17:25	5-7	3-3	0-0	1 1 2	3 0 13	1	0	0	0	0	0	12			
43 Eric Dixon	20:32	6-10	0-1	2-2	6 4 10	2 3 0	13	1	0	0	0	0	14			
4 Chris Arcidiacono	07:32	0-1	0-1	0-0	1 1 0	0 0 0	0	0	0	0	0	0	4			
Team					0 1 1	0 0 0	0	0	0	0	0	0	0			
Totals		34-65	15-37	4-4	11 28 39	16 10 57	21	8	4	3	0	34		Technical Fouls: NONE		

Hartford - 53													Record: 0-2			
NO. Name	Min	FG	3P	FT	Rebounds	Fouls	TP	AS	TO	ST	Blocks	+/-	Shooting By Period			
		M/A	M/A	M/A	OR DR TOT	PF	FD				BS	BA	1st	2nd	3rd	
00 Hunter Marks	F 31:54	2-9	1-2	1-3	1 1 2	0 5 6	0	3	0	0	0	0	-30	1st FG% 9-22 40.9%	2nd FG% 1-7 14.3%	3rd FG% 1-7 14.3%
15 Thomas Webley	F 32:59	3-5	0-0	3-4	2 4 6	2 4 9	2	1	0	0	0	0	-31	3PT% 1-7 14.3%	FT% 5-7 71.4%	GM FG% 11-30 36.7%
4 Moses Flowers	G 27:13	1-9	0-4	0-0	2 3 5	3 1 2	1	3	1	0	1	0	-22	FT% 5-7 71.4%	FT% 1-2 50%	GM FT% 20-52 38.5%
20 Austin Williams	G 28:31	5-7	1-2	0-0	0 3 3	0 1 11	0	0	2	0	1	0	-26	Dead Ball Rebounds: 2.0		
25 Traci Carter	G 25:06	5-10	1-4	2-2	0 4 4	1 4 13	0	3	1	0	0	0	-22			
2 D.J. Mitchell	16:26	2-5	2-4	0-0	0 1 1	1 1 6	3	0	0	0	0	0	-13			
11 PJ Henry	14:54	0-1	0-1	0-0	0 0 0	0 0 0	0	0	0	0	0	0	-12			
23 Michael Dunne	18:05	2-5	2-4	0-0	0 1 1	1 0 6	0	0	0	0	0	0	-10			
3 Jakub Dombek	04:50	0-1	0-1	0-0	0 0 0	0 0 0	0	0	0	0	0	0	-3			
1 Briggs McClain	02:02	0-1	0-1	0-0	0 0 0	0 0 0	0	0	0	0	0	0	-1			
Team					0 3 3	0 0 0	0	0	0	0	0	0	0			
Totals		20-52	7-23	6-9	5 20 25	10 16 53	7	10	5	0	3	34		Technical Fouls: NONE		

VILLANOVA		HARTFORD		Points from Turnovers		VILLANOVA		HARTFORD		Period by Period Scoring		
Biggest lead	36 (2nd 2:13)	0 (1st 20:00)	Points from Turnovers	12	4	1st	2nd	TOT	VILLANOVA	43	44	87
Best Scoring Run	10 (2nd 2:13)	6 (2nd 17:43)	Paint	34	22	UCONN	38	31	69			
Lead Changes	0	0	Second Chance	11	9							
Times Tied	0	0	Fast Breaks	3	0							
Time with Lead	39:18	00:00	Bench	40	12							

## GAME 3 HARTFORD 66, FAIRFIELD 61 DEC. 2, 2020 | FAIRFIELD, CONN.

Hartford - 66													Record: 1-2			
NO. Name	Min	FG	3P	FT	Rebounds	Fouls	TP	AS	TO	ST	Blocks	+/-	Shooting By Period			
		M/A	M/A	M/A	OR DR TOT	PF	FD				BS	BA	1st	2nd	3rd	
0 Hunter Marks	F 35:35	5-12	2-7	1-1	3 4 7	2 2 13	0	4	0	1	0	0	8	1st FG% 10-33 30.3%	2nd FG% 5-17 29.4%	3rd FG% 1-3 33.3%
15 Thomas Webley	F 33:52	2-7	0-0	0-0	3 2 5	4 2 4	0	0	0	0	0	1	9	3PT% 1-3 33.3%	FT% 1-1 100%	GM FG% 16-34 47.1%
4 Moses Flowers	G 38:11	7-13	3-6	3-4	0 8 8	3 4 20	2	4	4	1	0	6	-4	FT% 5-11 27.3%	FT% 3-7 42.9%	GM FT% 8-28 28.6%
20 Austin Williams	G 27:16	6-9	0-1	0-3	2 5 7	1 4 12	1	1	1	0	0	0	10	Dead Ball Rebounds: 1.0		
25 Traci Carter	G 25:38	3-13	1-4	2-2	1 1 2	4 1 9	2	1	1	1	0	0	10			
2 D.J. Mitchell	07:18	0-0	0-0	0-0	0 1 1	0 0 0	0	0	0	0	0	0	6			
23 Michael Dunne	14:07	1-8	0-6	0-0	2 2 1	0 2 1	0	0	0	0	0	0	1			
3 Jakub Dombek	04:25	1-3	1-3	0-0	0 2 2	1 1 3	0	0	0	0	0	0	-3			
11 PJ Henry	13:38	1-2	1-1	0-0	1 0 1	1 0 3	1	0	0	0	0	0	-9			
Team					1 2 3	0 0 0	0	0	0	0	0	0	0			
Totals		26-67	8-28	6-10	11 30 41	17 14 66	7	11	7	3	2	5		Technical Fouls: NONE		

Fairfield - 61													Record: 0-2			
NO. Name	Min	FG	3P	FT	Rebounds	Fouls	TP	AS	TO	ST	Blocks	+/-	Shooting By Period			
		M/A	M/A	M/A	OR DR TOT	PF	FD				BS	BA	1st	2nd	3rd	
1 Chris Maidoh	F 14:15	1-3	0-0	0-0	0 3 3	2 0 2	0	0	4	0	1	0	-3	1st FG% 12-29 41.4%	2nd FG% 3-9 33.3%	3rd FG% 1-3 33.3%
5 Supreme Cook	F 30:29	4-7	0-1	5-9	2 7 9	1 5 13	0	2	1	1	0	0	-5	3PT% 1-3 33.3%	FT% 11-16 68.8%	GM FG% 9-27 33.3%
0 Caleb Cook	G 37:55															





# HARTFORD MEN'S BASKETBALL | AE SEMIFINALS

## GAME 9 UNH 53, HARTFORD 51 DEC. 28, 2020 | DURHAM, N.H.

Hartford - 51												
Record: 5-4 (2-2)												
NO. Name	Min	FG	3P	FT	Rebounds	Fouls	TP	AS	TO	ST	Blocks	+/-
		M-A	M-A	M-A	OR DR TOT	PF					BS BA	
00 Hunter Marks	F 28:00	2-6	2-2	1-1	2 0 2	0 1 8	1	1	0	0	0 1 0	0
15 Thomas Webley	F 17:04	0-1	0-0	2-4	2 4 6	1 3 2	0	0	0	0 0 0	0 0 13	-13
4 Moses Flowers	G 30:58	1-5	0-2	6-8	1 5 6	3 5 8	0	5	2	0 0 0	0 0 6	-6
20 Austin Williams	G 33:21	3-6	2-3	8-8	0 5 5	3 5 8	1	4	0	2 0 4	0 0 0	0
25 Traci Carter	G 36:03	1-8	0-4	1-2	0 3 3	2 2 3	3	3	2	1 0 0	0 0 0	0
12 Miroslav Staff	21:28	3-8	0-1	3-7	1 6 7	5 6 9	1	0	0	0 0 0	0 0 8	8
2 D.J. Mitchell	23:22	1-5	1-4	0-0	0 2 2	0 2 3	0	0	0	2 0 0	0 0 2	2
23 Michael Dunne	03:59	0-0	0-0	0-0	0 0 0	2 0 0	0	0	0	1 0 0	0 0 0	-5
11 PJ Henry	05:45	0-3	0-0	2-2	2 0 2	2 1 2	1	0	0	0 0 0	0 0 0	0
Team					0 4 4	0 0 0						
Totals		11-44	5-20	24-33	7 30 37	18 25	51	7	13	5	2 1 2	-2

Shooting By Period	
1st FG%	6-21 28.6%
3PT%	2-9 22.2%
FT%	10-12 83.3%
2nd FG%	5-23 21.7%
3PT%	3-11 27.3%
FT%	14-21 66.7%
GM FG%	11-44 25.0%
3PT%	5-20 25.0%
FT%	24-33 72.7%

Dead Ball Rebounds: 4 0

New Hampshire - 53												
Record: 3-2 (2-0)												
NO. Name	Min	FG	3P	FT	Rebounds	Fouls	TP	AS	TO	ST	Blocks	+/-
		M-A	M-A	M-A	OR DR TOT	PF					BS BA	
3 Nick Guadarrama	F 19:58	0-3	0-2	6-6	0 6 6	4 1 6	2	3	0	0 1 3	0 0 1	3
23 Chris Lester	F 25:57	1-2	0-1	0-0	1 3 4	3 1 2	1	1	0	0 0 0	0 0 10	10
24 Jayden Martinez	F 38:40	7-10	3-4	2-3	5 8 13	4 3 19	1	2	1	0 0 2	0 0 2	2
1 Marque Maulsby	G 22:30	0-9	0-3	0-1	0 3 3	4 2 0	2	0	1	0 1 0	0 0 1	-2
11 Blondeau Tchoukiengu	G 22:24	1-7	0-3	0-0	0 0 0	2 2 2	0	2	1	0 0 0	0 0 10	10
10 Nick Johnson	27:27	4-8	1-2	0-3	2 2 3	4 9 3	3	1	0	0 0 0	0 0 10	10
15 Taylor Mattos	24:21	4-11	0-1	0-0	3 6 9	3 2 8	0	1	0	1 0 0	0 0 0	-8
22 Qon Murphy	18:43	2-6	1-1	2-4	1 1 2	2 2 2	7	1	1	0 0 0	0 0 5	5
Team					1 2 3	0 0 0						
Totals		19-55	5-17	10-17	11 31 42	25 17	53	10	13	5	1 2 2	0

Shooting By Period	
1st FG%	9-28 32.1%
3PT%	3-8 37.5%
FT%	5-9 55.6%
2nd FG%	10-27 37.0%
3PT%	2-9 22.2%
FT%	5-8 62.5%
GM FG%	19-55 34.5%
3PT%	5-17 29.4%
FT%	10-17 58.8%

Dead Ball Rebounds: 2 0

Points from Turnovers		Hawks UNH		Period by Period Scoring			
Biggest lead	3 (1st 3:24), 7 (1st 17:43)	Paint	10 24	1st	2nd	TOT	
Best Scoring Run	7 (2nd 2:17), 7 (1st 17:43)	Second Chance	4 7	Hawks	24	27	51
Lead Changes	6	Fast Breaks	2 2	UNH	26	27	53
Times Tied	5	Bench	14 24				
Time with Lead	06:03 30:06						

Technical Fouls: NONE

## GAME 10 HARTFORD 76, BINGHAMTON 56 JAN. 2, 2021 | WEST HARTFORD, CONN.

Binghamton - 56												
Record: 1-7 (1-4)												
NO. Name	Min	FG	3P	FT	Rebounds	Fouls	TP	AS	TO	ST	Blocks	+/-
		M-A	M-A	M-A	OR DR TOT	PF					BS BA	
0 Bryce Beamer	F 28:41	3-10	2-7	1-1	4 5 9	4 1 9	1	4	1	0 1 1	0 1 10	10
20 George Tinsley	F 30:17	0-8	0-2	2-2	2 3 5	2 4 4	2	1	3	0 0 1	0 0 1	-20
2 Brenton Mills	G 30:19	4-12	1-4	1-2	1 0 1	0 1 1	10	2	1	0 0 1	0 0 1	-18
11 Dan Petcash	G 35:23	3-8	2-6	0-0	3 1 4	3 1 8	2	2	3	0 0 0	0 0 0	-7
23 Tyler Bertram	G 32:10	6-15	4-11	0-1	0 1 1	1 4 16	1	0	2	0 0 0	0 0 0	-23
21 Oghenyole Akuwovo	02:51	0-0	0-0	0-0	0 1 1	0 0 0	0	0	0	0 0 0	0 0 0	-7
1 Hakon Hjalmarsson	07:50	1-1	0-0	1-2	1 2 3	1 1 3	1	1	0	0 0 0	0 0 0	3
3 Hunter Crist	09:41	0-0	0-0	2-2	0 0 0	1 1 2	1	0	0	0 0 0	0 0 0	-2
4 Keller Amos	09:36	1-5	0-1	0-0	0 2 2	0 0 0	2	1	0	0 0 0	0 0 0	-6
15 Ador Ahtual	03:50	1-1	0-0	0-1	0 1 1	0 1 2	0	0	0	0 0 0	0 0 0	2
Team					1 3 2	0 0 0						
Totals		20-61	9-31	7-11	12 20 32	12 16	56	11	11	6	1 3 20	0

Shooting By Period	
1st FG%	10-26 38.5%
3PT%	5-16 31.3%
FT%	7-13 53.8%
2nd FG%	10-35 28.6%
3PT%	4-15 26.7%
FT%	6-8 75%
GM FG%	20-61 32.8%
3PT%	9-31 29.0%
FT%	7-11 63.6%

Dead Ball Rebounds: 3 0

Hartford - 76												
Record: 8-4 (3-2)												
NO. Name	Min	FG	3P	FT	Rebounds	Fouls	TP	AS	TO	ST	Blocks	+/-
		M-A	M-A	M-A	OR DR TOT	PF					BS BA	
0 Hunter Marks	F 32:25	3-6	0-1	3-4	0 9 9	1 3 9	0	2	0	0 0 0	0 0 15	15
12 Miroslav Staff	F 28:01	5-10	0-1	0-2	5 4 9	3 3 10	1	3	0	2 1 15	0 0 15	15
2 D.J. Mitchell	G 29:25	5-7	4-6	3-3	1 0 1	2 1 17	1	1	1	0 0 0	0 0 25	25
20 Austin Williams	G 21:22	5-8	0-2	2-4	0 2 2	4 2 12	2	3	0	0 0 0	0 0 11	11
25 Traci Carter	G 33:10	4-5	2-2	3-3	0 2 2	2 2 12	3	3	4	0 0 0	0 0 0	-1
15 Thomas Webley	03:04	1-2	0-0	0-0	0 0 0	0 0 0	2	0	0	0 0 0	0 0 0	-1
11 PJ Henry	19:23	2-4	0-0	0-0	0 4 4	0 1 4	1	4	1	2 0 0	0 0 18	18
23 Michael Dunne	14:33	2-6	2-5	0-0	0 5 5	2 0 6	0	0	0	0 0 0	0 0 15	15
1 Briggs McClain	04:17	1-2	0-1	0-0	0 0 0	0 0 0	0	0	0	0 0 0	0 0 0	-4
5 Cameron McCravy	03:35	1-1	0-0	0-0	0 0 0	1 0 1	0	0	0	0 0 0	0 0 0	-3
14 Rastislav Sigkovsky	03:35	0-0	0-0	0-0	0 1 1	0 0 0	0	0	0	0 0 0	0 0 0	-3
21 Matt Hobbs	03:35	0-0	0-0	0-0	0 0 0	0 0 0	0	0	0	0 0 0	0 0 0	-3
22 AJ Gray	03:35	0-2	0-0	0-0	0 1 1	0 0 0	0	0	0	0 0 0	0 0 0	-3
Team					2 2 4	0 0 0						
Totals		29-53	8-18	10-16	8 30 38	16 12	76	11	13	7	3 1 20	0

Shooting By Period	
1st FG%	16-33 48.5%
3PT%	5-14 35.7%
FT%	2-3 66.7%
2nd FG%	13-20 65.0%
3PT%	3-4 75.0%
FT%	8-13 61.5%
GM FG%	29-53 54.7%
3PT%	8-18 44.4%
FT%	10-16 62.5%

Dead Ball Rebounds: 2 0

Points from Turnovers		BING HART		Period by Period Scoring			
Biggest lead	0 (1st 20:00), 24 (2nd 1:58)	Paint	18 36	1st	2nd	TOT	
Best Scoring Run	8 (2nd 12:00), 10 (1st 7:21)	Second Chance	17 8	BING	26	30	56
Lead Changes	0	Fast Breaks	8 22	HART	39	37	76
Times Tied	0	Bench	11 16				
Time with Lead	00:00 38:20						

Technical Fouls: NONE

## GAME 11 HARTFORD 77, BINGHAMTON 74 JAN. 3, 2021 | WEST HARTFORD, CONN.

Binghamton - 74												
Record: 1-8 (1-5)												
NO. Name	Min	FG	3P	FT	Rebounds	Fouls	TP	AS	TO	ST	Blocks	+/-
		M-A	M-A	M-A	OR DR TOT	PF					BS BA	
0 Bryce Beamer	F 33:32	2-5	1-3	0-0	1 3 4	3 0 5	1	1	2	0 0 0	0 0 2	-2
20 George Tinsley	F 37:15	5-10	0-1	0-0	1 2 3	2 1 10	3	3	0	0 0 0	0 0 4	-4
2 Brenton Mills	G 34:01	9-13	1-2	2-2	0 3 3	1 3 21	2	4	0	1 0 0	0 0 0	-5
11 Dan Petcash	G 40:00	2-3	2-3	2-2	0 9 9	4 4 8	0	4	1	0 0 0	0 0 0	-3
23 Tyler Bertram	G 35:06	6-12	4-6	3-3	0 1 1	1 2 19	2	2	3	0 0 1	0 0 0	-7
44 Yarden Willis	03:05	0-0	0-0	0-0	0 0 0	2 0 0	0	0	0	0 0 0	0 0 2	2
1 Hakon Hjalmarsson	10:53	4-4	1-1	0-1	0 0 0	0 1 9	0	0	0	0 0 0	0 0 1	1
21 Oghenyole Akuwovo	06:08	1-2	0-0	0-0	0 2 0	0 0 2	0	0	0	0 0 0	0 0 1	-2
Team					3 1 4	0 0 0						
Totals		29-49	9-16	7-8	7 19 26	13 11	74	8	15	6	1 2 3	-3

Shooting By Period	
1st FG%	17-24 70.8%
3PT%	8-11 72.7%
FT%	3-3 100%
2nd FG%	12-25 48.0%
3PT%	1-5 20.0%
FT%	4-5 80%
GM FG%	29-49 59.2%
3PT%	9-16 56.3%
FT%	7-8 87.5%

Dead Ball Rebounds: 0 1

Hartford - 77												
Record: 7-4 (4-2)												
NO. Name	Min	FG	3P	FT	Rebounds	Fouls	TP	AS	TO	ST	Blocks	+/-
		M-A	M-A	M-A	OR DR TOT	PF					BS BA	
0 Hunter Marks	F 30:37	4-6	2-2	0-0	1 1 2	0 1 10	1	0	1	0 0		



# HARTFORD MEN'S BASKETBALL | AE SEMIFINALS

## GAME HARTFORD 75, UMASS LOWELL 58 13 JAN. 10, 2021 | LOWELL, MASS.

Hartford - 75													Record: 8-5 (5-3)					
NO. Name	Min	FG	3P	FT	Rebounds	Fouls	TP	AS	TO	ST	Blocks	+/-	Shooting By Period					
		M/A	M/A	M/A	OR DR TOT	PF	FF				BS	BA		1st	2nd	3rd	4th	
0 Hunter Marks	F 40:00	2-10	1-8	8-8	0 8 8	1 5	13	1	0	0	0	1	17	1st FG% 12-27 44.4%				
12 Miroslav Staff	F 29:58	3-7	1-2	1-2	2 2 4	2 2	8	1	2	3	1	0	16	3PT% 3-10 30.0%				
2 D.J. Mitchell	G 37:07	4-8	2-6	0-0	2 2 4	3 0	10	1	2	2	0	0	19	FT% 4-5 80%				
20 Austin Williams	G 40:00	11-17	2-5	5-7	1 5 6	2 6	29	0	2	1	0	1	17	2nd FG% 14-27 51.9%				
25 Traci Carter	G 34:16	6-10	0-1	1-2	0 4 4	3 0	13	7	3	3	0	0	20	FT% 13-16 81.3%				
11 PJ Henry	08:37	0-1	0-0	2-2	1 1 2	2 3	2	0	0	0	0	0	-5	GM FG% 26-54 48.1%				
15 Thomas Webley	06:46	0-1	0-0	0-0	0 0 0	0 0	0	0	0	1	0	0	-3	3PT% 6-23 26.1%				
23 Michael Dunne	03:16	0-0	0-0	0-0	0 0 0	1 0	0	0	0	0	0	0	-4	FT% 17-21 81.0%				
Team					2 2 4					0	1			Dead Ball Rebounds: 2.0				
Totals		26-54	6-23	17-21	6 22 28	16 16	75	10	11	9	1	2	17	Technical Fouls: NONE				

UMass Lowell - 58													Record: 4-8 (3-5)					
NO. Name	Min	FG	3P	FT	Rebounds	Fouls	TP	AS	TO	ST	Blocks	+/-	Shooting By Period					
		M/A	M/A	M/A	OR DR TOT	PF	FF				BS	BA		1st	2nd	3rd	4th	
5 Connor Withers	F 35:55	3-9	0-4	0-0	2 8 10	2 0	6	0	4	1	2	0	-9	1st FG% 12-25 48.0%				
15 Alin Blunt	F 19:27	1-3	1-2	0-0	0 1 1	1 0	3	0	1	0	0	0	-21	3PT% 1-4 25.0%				
23 Saif Boude	F 27:00	4-5	0-0	0-0	4 4 8	2 2	8	1	2	0	0	1	-11	FT% 0-0 0%				
1 Bryce Daley	G 31:14	3-7	0-2	0-2	4 3 7	0 4	6	3	0	0	0	-14	2nd FG% 13-25 57.1%					
11 Obadiah Noel	G 38:20	7-20	1-7	3-4	2 2 4	3 10	18	5	6	4	0	-13	3PT% 4-17 23.5%					
2 Kall Thomas	19:43	5-10	3-5	0-0	1 1 2	0 0	13	0	1	1	0	-14	FT% 3-6 50.0%					
10 Max Brooks	09:44	1-1	0-0	0-0	2 2 4	0 2	2	0	1	0	0	-2	GM FG% 25-60 41.7%					
14 Anthony Blunt	02:58	0-1	0-0	0-0	1 1 0	0 0	0	0	0	0	0	-3	3PT% 3-6 50.0%					
3 Gregory Hammond	12:19	1-4	0-1	0-0	0 1 1	1 0	2	1	1	0	0	0	-2	Dead Ball Rebounds: 1.0				
0 Ron Mitchell	03:20	0-0	0-0	0-0	0 0 0	2 0	0	0	0	0	0	0	-2	Dead Ball Rebounds: 2.0				
Team					3 1 4					0	0			Technical Fouls: NONE				
Totals		25-60	5-21	3-6	15 24 39	17 16	58	13	19	6	2	1	-17	Technical Fouls: Thomas 2nd 07:29				

Biggest lead		Points from Turnovers		Period by Period Scoring		
HART	UML	HART	UML	1st	2nd	TOT
18 (2nd 4:26)	3 (1st 19:29)	10	8	31	44	75
Best Scoring Run	10 (1st 7:53)	12 (2nd 19:12)	Paint	34	36	
Lead Changes	1	1	Second Chance	7	14	
Times Tied	0	0	Fast Breaks	12	6	
Time with Lead	37:48	01:41	Bench	2	17	

## GAME HARTFORD 70, UMBC 63 14 JAN. 16, 2021 | BALTIMORE, MD.

Hartford - 70													Record: 9-5 (6-3)					
NO. Name	Min	FG	3P	FT	Rebounds	Fouls	TP	AS	TO	ST	Blocks	+/-	Shooting By Period					
		M/A	M/A	M/A	OR DR TOT	PF	FF				BS	BA		1st	2nd	3rd	4th	
0 Hunter Marks	F 34:43	2-7	2-6	2-2	0 5 5	3 2	8	0	2	0	1	0	5	1st FG% 14-26 50.0%				
12 Miroslav Staff	F 32:36	7-11	0-2	0-1	3 5 8	5 4	14	2	4	1	1	0	6	3PT% 3-11 27.3%				
2 D.J. Mitchell	G 35:19	3-6	1-4	0-1	0 3 3	2 1	7	2	1	2	0	0	8	FT% 0-2 0%				
20 Austin Williams	G 40:00	8-18	0-4	0-2	3 10 13	4 4	16	1	3	1	1	1	7	2nd FG% 13-29 44.8%				
25 Traci Carter	G 40:00	4-11	2-4	6-7	1 2 3	3 4	16	6	0	5	1	1	7	3PT% 3-10 30.0%				
11 PJ Henry	10:30	2-2	1-1	2-2	0 1 1	1 2	7	0	2	1	0	0	2	FT% 10-13 76.9%				
15 Thomas Webley	06:25	1-2	0-0	0-0	1 1 2	0 0	2	0	0	0	0	0	2	GM FG% 27-57 47.4%				
23 Michael Dunne	00:27	0-0	0-0	0-0	0 0 0	1 0	0	0	0	0	0	0	-2	3PT% 6-21 28.6%				
Team					0 2 2					0	2			FT% 10-15 66.7%				
Totals		27-57	6-21	10-15	8 29 37	19 17	70	11	14	10	4	2	7	Dead Ball Rebounds: 2.0				

UMBC - 63													Record: 9-3 (5-2)					
NO. Name	Min	FG	3P	FT	Rebounds	Fouls	TP	AS	TO	ST	Blocks	+/-	Shooting By Period					
		M/A	M/A	M/A	OR DR TOT	PF	FF				BS	BA		1st	2nd	3rd	4th	
12 Brandon Horvath	F 36:43	7-16	1-5	3-4	4 7 11	0 6	18	4	4	0	2	-2	1st FG% 13-32 40.6%					
32 Dimitrije Spasojevic	F 19:02	1-2	0-0	0-0	1 1 2	0 0	2	1	1	0	0	-2	3PT% 4-14 28.6%					
1 L.J. Owens	G 21:43	1-7	0-4	0-0	0 2 2	1 0	2	0	0	1	0	0	-6	FT% 0-0 0%				
2 Darnell Rogers	G 24:19	0-7	0-6	3-4	0 1 1	4 3	3	0	0	0	0	-4	2nd FG% 9-29 31.0%					
11 R.J. Eyle-Rock	G 32:45	5-9	1-2	2-2	1 2 3	3 3	13	3	6	0	0	-12	3PT% 2-14 14.3%					
0 Keondre Kennedy	28:17	2-8	0-3	5-6	2 2 4	3 4	9	2	1	1	2	-5	FT% 13-19 68.4%					
30 Daniel Akin	17:25	2-3	0-0	0-3	3 7 10	3 2	4	0	1	0	0	0	3	GM FG% 22-61 36.1%				
41 Jacob Boonyasith	19:46	4-9	4-8	0-0	2 1 3	3 1	12	1	2	1	0	0	3	3PT% 6-28 21.4%				
Team					1 2 3					0	2			FT% 13-19 68.4%				
Totals		22-61	6-28	13-19	14 25 39	17 19	63	11	15	4	2	4	-7	Dead Ball Rebounds: 2.0				

Biggest lead		Points from Turnovers		Period by Period Scoring		
HART	UMBC	HART	UMBC	1st	2nd	TOT
13 (2nd 11:17)	4 (1st 5:08)	10	8	31	39	70
Best Scoring Run	8 (1st 2:28)	6 (1st 5:08)	Paint	28	30	
Lead Changes	10	1	Second Chance	12	4	
Times Tied	4	4	Fast Breaks	14	22	
Time with Lead	31:28	04:11	Bench	9	25	

## GAME UMBC 57, HARTFORD 49 15 JAN. 17, 2021 | BALTIMORE, MD.

Hartford - 49													Record: 9-6 (6-4)					
NO. Name	Min	FG	3P	FT	Rebounds	Fouls	TP	AS	TO	ST	Blocks	+/-	Shooting By Period					
		M/A	M/A	M/A	OR DR TOT	PF	FF				BS	BA		1st	2nd	3rd	4th	
0 Hunter Marks	F 37:53	1-6	1-4	0-0	0 6 6	1 2	3	1	1	0	1	0	-7	1st FG% 10-27 37.0%				
12 Miroslav Staff	F 30:13	3-6	1-3	0-0	1 7 8	3 6	7	1	3	0	0	0	-9	3PT% 3-12 25.0%				
2 D.J. Mitchell	G 36:38	2-12	1-10	0-0	0 1 1	1 0	5	0	1	0	0	0	-11	FT% 4-6 66.7%				
20 Austin Williams	G 40:00	5-12	0-4	3-6	2 7 9	3 3	13	3	3	1	0	-8	2nd FG% 7-26 26.9%					
25 Traci Carter	G 26:54	2-8	2-4	0-0	1 3 4	5 0	6	3	1	1	0	-1	3PT% 5-17 29.4%					
15 Thomas Webley	06:24	1-3	0-0	2-2	1 2 3	0 1	4	0	0	0	0	0	-1	FT% 3-4 75%				
11 PJ Henry	15:27	1-4	1-2	2-2	0 1 1	4 2	1	4	1	2	1	0	-3	GM FG% 17-53 32.1%				
23 Michael Dunne	06:31	2-2	2-2	0-0	1 1 3	0 0	6	0	0	0	0	0	-2	3PT% 8-29 27.6%				
Team					1 3 4					0	0			FT% 7-10 70.0%				
Totals		17-53	8-29	7-10	6 31 37	20 14	49	9	11	3	1	0	-8	Dead Ball Rebounds: 1.0				

UMBC - 57													Record: 10-6 (7-4)					
NO. Name	Min	FG	3P	FT	Rebounds	Fouls	TP	AS	TO	ST	Blocks	+/-	Shooting By Period					
		M/A	M/A	M/A	OR DR TOT	PF	FF				BS	BA		1st	2nd	3rd	4th	
12 Brandon Horvath	F 40:00	2-7	1-3	4-5	3 4 7	2 5	9	1	5	1	0	1	8	1st FG% 12-32 37.5%				
32 Dimitrije Spasojevic	F 18:22	5-10	0-0	0-0	2 5 7	2 0	10	0	0	0	0	1	1	3PT% 1-11 9.1%				
0 Keondre Kennedy	G 33:39	5-11	0-4	0-0	1 4 5	1 4	10	1	0	0	0	0	1	FT% 1-3 33.3%				
2 Darnell Rogers	G 34:04	1-8	0-5	3-4	1 2 3	2 3	5	2	0	0	0	0	6	2nd FG% 8-26 30.8%				
11 R.J. Eyle-Rock	G 35:03	3-12	1-4	7-8	2 4 6	2 5	14	3	0	0	0	0	4	FT% 1-6 16.7%				
30 Daniel Akin	21:23	4-5	0-0	0-0	2 6 8	3 2	8	0										

# HARTFORD MEN'S BASKETBALL | AE SEMIFINALS

## GAME 17 STONY BROOK 63, HARTFORD 49 JAN. 31, 2021 | STONY BROOK, N.Y.

Hartford - 49		Record: 10-7 (7-5)												
NO. Name	Min	FG M-A	3P M-A	FT M-A	Rebounds OR DR TOT	Fouls PF	TP	AS	ST	Blocks BS BA	+/-	Shooting By Period		
0 Hunter Marks	F 37:44	5-8	0-2	5-6	1 5 6	5	15	1	2	0	0	-17	1st FG% 9-28 32.1%	
12 Miroslav Staff	F 19:42	3-7	0-2	1-2	1 3 4	2	1	7	0	2	0	1	3PT% 2-13 15.4%	
2 D.J. Mitchell	G 27:47	0-4	0-1	0-0	0 0 0	1	0	0	0	0	0	-12	FT% 6-7 85.7%	
20 Austin Williams	G 32:27	4-11	1-4	2-4	1 5 6	4	11	1	3	1	2	-8	2nd FG% 9-27 33.3%	
25 Traci Carter	G 33:47	3-11	2-4	0-0	4 4 4	5	1	8	8	5	3	0	FT% 1-9 11.1%	
23 Michael Dunne	G 22:25	1-6	0-5	0-0	1 4 5	1	2	1	1	1	0	-3	FT% 4-7 57.1%	
11 P.J. Henry	G 10:52	1-4	0-2	0-0	0 0 0	1	1	2	2	1	0	-5	GM FG% 18-55 32.7%	
15 Thomas Webley	G 35:12	3-8	2-4	0-0	2 2 2	1	1	8	4	2	0	-8	3PT% 3-22 13.6%	
1 Briggs McClain	02:45	0-2	0-1	2-2	0 0 0	0	1	2	0	0	0	2	FT% 10-14 71.4%	
3 Jakub Dombek	02:16	0-1	0-1	0-0	0 0 0	1	0	0	0	0	0	3	Dead Ball Rebounds: 2, 0	
5 Cameron McCravy	02:16	0-0	0-0	0-0	0 0 0	0	0	0	0	0	0	3		
Team					5 4 9	0	0	0	0	0	0	0		
Totals		18-55	3-22	10-14	9 26 35	18	14	49	13	15	6	7	6 -14	

Stony Brook - 63		Record: 8-8 (6-4)												
NO. Name	Min	FG M-A	3P M-A	FT M-A	Rebounds OR DR TOT	Fouls PF	TP	AS	ST	Blocks BS BA	+/-	Shooting By Period		
2 Mouhamadou Gueye	F 23:40	4-9	1-3	0-0	2 3 5	3	1	9	1	2	0	0	8	1st FG% 12-32 37.5%
13 Omar Habwe	F 15:20	3-7	0-2	0-0	1 3 4	3	2	6	0	0	0	1	-20	3PT% 1-11 9.1%
23 Jaden Sayles	F 24:45	2-9	0-2	0-0	3 5 8	2	3	4	1	3	0	1	8	FT% 5-6 83.3%
4 Tyler Greene	G 21:31	1-5	0-3	1-2	1 6 7	2	2	3	1	2	1	0	7	2nd FG% 12-30 40.0%
5 Juan Felix Rodriguez	G 35:12	3-8	2-4	0-0	2 2 2	1	1	8	4	2	0	-8	3PT% 6-12 50.0%	
0 Frankie Policelli	23:32	5-8	4-5	2-2	4 4 4	2	0	16	0	1	0	1	16	FT% 3-4 75%
14 Tyler Stephenson-Moore	11:16	1-3	0-2	0-0	1 1 1	0	0	2	1	0	0	5	GM FG% 24-62 38.7%	
15 Tavin Pierre Philippe	18:47	0-5	0-2	0-0	1 1 2	0	1	0	2	0	0	2	-5	3PT% 3-22 13.6%
3 Leighton Elliott-Sewell	19:24	5-7	0-0	3-4	1 2 5	1	6	13	1	2	0	1	8	FT% 8-10 80.0%
11 Mohamed Diallo	05:21	0-1	0-0	2-2	0 0 0	0	1	2	1	1	0	1	2	Dead Ball Rebounds: 1, 0
21 Alex Christie	00:00				0 0 0	0	0	0	0	0	0	0	0	
24 Lenny Kadisha	00:12	0-0	0-0	0-0	0 0 0	0	0	0	0	0	0	0	0	
Team					4 1 5	0	0	1	0	0	0	0	0	
Totals		24-62	7-23	8-10	13 30 43	14	17	63	12	14	3	6	7 -10	

Biggest lead		HART		SBU		Points from Turnovers		NJIT		HART		Period by Period Scoring	
Biggest lead	9 (1st 14:03)	19 (2nd 3:02)						1st	2nd	TOT			
Best Scoring Run	8 (2nd 9:47)	11 (1st 8:13)											
Lead Changes	6												
Times Tied	2												
Time with Lead	09:16	27:46											

## GAME 18 NJIT 67, HARTFORD 57 FEB. 13, 2021 | WEST HARTFORD, CONN.

NJIT - 67		Record: 7-8 (6-7)												
NO. Name	Min	FG M-A	3P M-A	FT M-A	Rebounds OR DR TOT	Fouls PF	TP	AS	ST	Blocks BS BA	+/-	Shooting By Period		
2 San Antonio Brinson	F 29:51	5-7	1-1	0-0	0 2 2	2	0	11	3	4	1	0	21	1st FG% 11-26 42.3%
33 Kjel de Graaf	F 16:57	0-2	0-0	0-0	1 1 2	2	2	2	0	0	1	-9	3PT% 3-9 33.3%	
1 Dylan O'Hearn	G 15:50	2-6	1-5	0-0	1 1 2	0	0	5	1	2	0	0	-3	FT% 3-6 50%
4 Zach Cooks	G 38:23	9-16	2-5	4-5	1 7 8	0	7	24	1	3	3	0	16	2nd FG% 14-23 60.9%
24 Mekhi Gray	G 17:10	0-1	0-0	1-2	0 0 0	1	1	1	0	0	1	-11	3PT% 4-8 50.0%	
21 Souleymane Diakite	G 29:24	3-6	0-0	2-2	0 2 4	3	1	8	0	0	0	0	9	FT% 7-9 77.8%
23 Antwan Butler	24:13	3-5	1-2	0-0	0 3 3	1	1	7	3	3	2	0	17	GM FG% 25-49 50.9%
5 Diego Willis	24:51	3-4	2-3	0-2	1 6 7	0	0	8	3	1	2	0	10	3PT% 7-17 41.2%
0 Adetokunbo Bakare	05:21	0-2	0-1	1-2	1 2 3	1	1	1	0	0	0	0	-8	FT% 10-15 66.7%
Team					1 2 3	0	0	2	0	0	0	0	0	Dead Ball Rebounds: 3, 0
Totals		25-49	7-17	10-15	4 26 30	13	13	67	13	15	9	2	2 10	

Hartford - 57		Record: 10-8 (7-6)												
NO. Name	Min	FG M-A	3P M-A	FT M-A	Rebounds OR DR TOT	Fouls PF	TP	AS	ST	Blocks BS BA	+/-	Shooting By Period		
0 Hunter Marks	F 40:00	4-11	1-5	1-2	4 8 12	1	5	10	4	3	0	0	-10	1st FG% 13-36 36.1%
12 Miroslav Staff	F 09:03	1-2	0-0	1-2	1 0 1	2	1	3	0	4	0	0	-12	3PT% 6-24 25.0%
2 D.J. Mitchell	G 36:10	6-7	5-6	0-0	1 5 6	0	0	17	0	2	1	0	-7	FT% 3-4 75%
20 Austin Williams	G 24:58	3-9	0-3	0-0	1 2 3	3	3	6	3	1	1	0	-9	2nd FG% 9-22 40.9%
25 Traci Carter	G 37:33	2-14	1-2	0-0	1 3 4	3	1	6	6	4	1	1	-12	3PT% 2-10 20.0%
15 Thomas Webley	23:55	4-5	0-0	2-2	4 4 8	2	2	10	1	3	0	0	9	FT% 2-4 50%
23 Michael Dunne	09:04	0-4	0-0	0-0	0 0 0	2	0	0	0	0	0	0	-14	GM FG% 22-58 37.9%
11 P.J. Henry	17:29	2-6	0-3	1-2	0 0 0	0	0	1	5	1	0	0	0	3PT% 8-34 23.5%
1 Briggs McClain	01:48	0-0	0-0	0-0	0 0 0	0	0	0	0	0	1	0	4	FT% 5-8 62.5%
Team					0 0 0	0	0	0	0	0	0	0	0	Dead Ball Rebounds: 1, 0
Totals		22-58	8-34	5-8	12 22 34	14	13	57	15	17	5	2	2 -10	

Biggest lead		NJIT		HART		Points from Turnovers		NJIT		HART		Period by Period Scoring	
Biggest lead	15 (2nd 1:48)	10 (2nd 16:53)						1st	2nd	TOT			
Best Scoring Run	16 (2nd 6:23)	8 (1st 13:41)											
Lead Changes	8												
Times Tied	3												
Time with Lead	18:20	18:18											

## GAME 19 HARTFORD 75, NJIT 61 FEB. 14, 2021 | WEST HARTFORD, CONN.

NJIT - 61		Record: 7-9 (6-8)												
NO. Name	Min	FG M-A	3P M-A	FT M-A	Rebounds OR DR TOT	Fouls PF	TP	AS	ST	Blocks BS BA	+/-	Shooting By Period		
2 San Antonio Brinson	F 26:11	1-9	0-3	0-0	1 2 3	4	1	2	2	5	2	0	-20	1st FG% 9-27 33.3%
33 Kjel de Graaf	F 09:40	0-2	0-1	0-0	0 0 0	2	1	0	0	0	0	0	-11	3PT% 4-13 30.8%
1 Dylan O'Hearn	G 25:19	2-8	1-7	0-1	0 1 1	3	1	5	1	0	0	0	-2	FT% 6-10 60%
4 Zach Cooks	G 38:24	10-16	3-4	1-5	0 3 3	0	6	24	2	0	1	0	-17	2nd FG% 12-28 42.9%
24 Mekhi Gray	G 10:50	1-2	1-1	3-4	1 1 1	2	6	2	1	1	0	0	-1	3PT% 4-12 33.3%
21 Souleymane Diakite	28:44	1-3	0-0	3-5	8 1 0	2	2	1	2	0	1	0	-6	FT% 5-9 55.6%
23 Antwan Butler	29:50	4-6	2-3	2-2	0 3 3	4	2	12	3	2	1	0	-15	GM FG% 21-55 38.2%
5 Diego Willis	27:50	1-7	1-5	5-7	1 3 4	1	4	8	0	1	2	0	-4	3PT% 8-25 32.0%
0 Adetokunbo Bakare	03:36	0-1	0-0	0-0	0 0 0	1	0	0	0	0	0	0	3	FT% 11-19 57.9%
13 Jason Murphy	03:36	1-1	0-0	0-0	2 2 0	0	2	0	0	0	1	0	3	Dead Ball Rebounds: 4, 0
Team					2 0 2	0	0	0	0	0	0	0	0	
Totals		21-55	8-25	11-19	8 19 27	17	17	61	12	10	9	2	-14	

Hartford - 75		Record: 11-8 (8-6)													
NO. Name	Min	FG M-A	3P M-A	FT M-A	Rebounds OR DR TOT	Fouls PF	TP	AS	ST	Blocks BS BA	+/-	Shooting By Period			
00 Hunter Marks	F 35:47	3-6	1-4	4-4	0 7 7	3	4	11	1	1	0	2	0	18	1st FG% 17-25 68.0%
12 Miroslav Staff	F 31:48	7-10	1-2	2-2	2 3 5	2	3	17	4	2	2	0	23	3PT% 4-9 44.4%	
2 D.J. Mitchell	G 35:10	1-4	0-3	0-0	2 2 2	2	1	2	3	2	0	0	21	FT% 4-5 80%	
20 Austin Williams	G 35:00	7-13	2-4	0-0	1 7 8	1	2	16	2	5	0	0	19	2nd FG% 5-11 45.5%	
25 Traci Carter	G 21:42	6-9	3-4	0-0	0 5 5	4	0	15	1	0	0	0	-23	FT% 5-9 55.6%	
11 P.J. Henry	20:32	3-3	2-2	2-4	0 3 3	3	4	10	1	2	1	0	0	11	GM FG% 28-48 58.3%
15 Thomas Webley	06:59	1-2	0-0	2-3	0 1 1	0	2	4	0	0	0	0	-6	3PT% 9-19 47.4%	
1 Briggs McClain	05:14	0-1	0-0	0-0	1 1 1	0	0	0	0	0	0	0	-2	FT% 10-14 71.4%	
23 Michael Dunne	02:40	0-0	0-0												



# HARTFORD MEN'S BASKETBALL | AE SEMIFINALS

## GAME #4 HARTFORD 83, #5 UALBANY 77 21 FEB. 28, 2021 | WEST HARTFORD, CONN.

Hartford - 49													Record: 10-7 (7-5)			
NO. Name	Min	FG M-A	3P M-A	FT M-A	Rebounds OR DR TOT	Fouls PF FD	TP	AS	TO	ST	Blocks BS BA	+/-	Shooting By Period			
0 Hunter Marks	F 37:44	5-8	0-2	5-6	1 5 6	0 5 15	1	2	0	5	0	-17	1st FG%	9-28	32.1%	
12 Miroslav Staff	F 19:42	3-7	0-2	1-2	1 3 4	2 1 7	0	2	0	1	0	-15	3PT%	2-13	15.4%	
2 D.J. Mitchell	G 27:47	0-4	0-1	0-0	0 0 0	1 0 0	0	0	0	0	0	-12	FT%	6-7	85.7%	
20 Austin Williams	G 32:27	4-11	1-4	2-4	1 5 6	4 4 11	1	3	1	1	2	-18	2nd FG%	9-27	33.3%	
25 Traci Carter	G 33:47	3-11	2-4	0-0	0 4 4	5 1 8	8	5	3	0	1	-15	3PT%	1-9	11.1%	
23 Michael Dunne	22:25	1-6	0-5	0-0	1 4 5	3 1 2	1	1	1	0	0	-3	FT%	4-7	57.1%	
11 P.J. Henry	10:52	1-4	0-2	0-0	0 0 0	1 1 2	2	2	1	0	0	-5	GM FG%	18-55	32.7%	
15 Thomas Wobley	07:59	1-1	0-0	0-0	0 1 1	0 0 2	0	0	0	0	0	4	3PT%	3-22	13.6%	
1 Briggs McClain	02:45	0-2	0-1	2-2	0 0 0	0 1 2	0	0	0	0	2	5	FT%	10-14	71.4%	
3 Jakub Dombek	02:16	0-1	0-1	0-0	0 0 0	1 0 0	0	0	0	0	0	3	Dead Ball Rebounds: 2, 0			
5 Cameron McCravy	02:16	0-0	0-0	0-0	0 0 0	0 0 0	0	0	0	0	0	3				
Team					5 4 9		0	0								
Totals		18-55	3-22	10-14	9 26 35	18 14	49	13	15	6	7	6	-14			

Stony Brook - 63													Record: 8-8 (6-4)			
NO. Name	Min	FG M-A	3P M-A	FT M-A	Rebounds OR DR TOT	Fouls PF FD	TP	AS	TO	ST	Blocks BS BA	+/-	Shooting By Period			
2 Mouhamadou Gueye	F 23:40	4-9	1-3	0-0	2 3 5	3 1 9	1	2	0	2	0	8	1st FG%	12-32	37.5%	
13 Omar Habwe	F 15:20	3-7	0-2	0-0	1 3 4	3 2 6	0	0	0	0	1	3	3PT%	1-11	9.1%	
23 Jaden Sayles	F 24:45	2-9	0-2	0-0	3 5 8	2 3 4	1	3	0	0	1	8	FT%	5-6	83.3%	
4 Tykeel Greene	G 21:31	1-5	0-3	1-2	1 6 7	2 2 3	1	2	1	0	0	7	2nd FG%	12-30	40.0%	
5 Juan Felix Rodriguez	G 38:12	3-8	2-4	0-0	0 2 2	1 1 8	4	2	2	0	1	18	3PT%	6-12	50.0%	
0 Frankie Policelli	23:32	5-8	4-5	2-2	0 4 4	2 0 16	0	1	0	0	1	16	FT%	3-4	75%	
14 Tyler Stephenson-Moore	11:16	1-3	0-2	0-0	0 1 1	0 0 2	1	0	0	1	0	5	GM FG%	24-62	38.7%	
15 Tavin Pierre Philippe	19:47	0-5	0-2	0-0	1 1 2	0 1 0	2	0	0	2	2	-5	3PT%	7-23	30.4%	
3 Leighton Elliott-Sewell	18:24	5-7	0-0	3-4	1 4 5	1 6 13	1	2	0	0	1	8	FT%	8-10	80.0%	
11 Mohamed Diallo	05:21	0-1	0-0	2-2	0 0 0	0 1 2	1	1	1	0	1	2	Dead Ball Rebounds: 1, 0			
21 Alex Christie	00:00				0 0 0	0 0 0	0	0	0	0	0	0				
24 Lenny Kadisha	00:12	0-0	0-0	0-0	0 0 0	0 0 0	0	0	0	0	0	0				
Team					4 1 5		0	1								
Totals		24-62	7-23	8-10	13 30 43	14 17	63	12	14	3	6	7	14			

HART		SBU		Points from		Turnovers		Period by Period Scoring				
Biggest lead	9 (1st 14:03)	19 (2nd 3:02)		HART	SBU	1st	2nd	TOT				
Best Scoring Run	8 (2nd 9:47)	11 (1st 8:13)		Paint	26	24			HART	26	23	49
Lead Changes	6			Second Chance	4	12			SBU	30	33	63
Times Tied	2			Fast Breaks	4	4						
Time with Lead	09:16	27:46		Bench	8	33						

## GAME #4 HARTFORD at #2 VERMONT 22 MARCH 6, 2021 | BURLINGTON, VT.

Empty box for Game 22 statistics.

## GAME #4 HARTFORD at #2 VERMONT 23 MARCH 6, 2021 | TBD

Empty box for Game 23 statistics.



# HARTFORD MEN'S BASKETBALL | AE SEMIFINALS

## 2020-21 HARTFORD AMERICA EAST STATS

**America East: 8-6 • HOME: 5-1 • AWAY: 3-5**

##	Player	gp-gs	min	avg	Total		3-Point		F-Throw		Rebounds				pf	dq	a	to	blk	stl	pts	avg
					fg-fga	fg%	3fg-fga	3fg%	ft-fta	ft%	off	def	tot	avg								
20	Austin Williams	14-14	458	32.7	71-152	.46	11-45	.24	33-51	.64	18	65	83	5.9	44	0	27	38	4	11	186	13.3
25	Traci Carter	14-14	443	31.6	53-137	.38	25-61	.41	21-28	.75	5	39	44	3.1	46	3	51	35	3	38	152	10.9
12	Miroslav Staf	14-10	356	25.4	60-110	.54	7-22	.31	19-39	.48	28	49	77	5.5	43	3	15	31	9	9	146	10.4
00	Hunter Marks	14-14	479	34.2	40-108	.37	14-59	.23	34-40	.85	15	66	81	5.8	20	0	19	21	10	3	128	9.1
02	D.J. Mitchell	14-10	428	30.6	44-91	.48	30-70	.42	4-5	.80	5	28	33	2.4	21	0	13	17	0	15	122	8.7
04	Moses Flowers	4-4	121	30.3	9-29	.31	3-16	.18	8-10	.80	2	16	18	4.5	13	0	6	19	0	6	29	7.3
11	PJ Henry	14-0	234	16.7	19-48	.39	7-18	.38	15-18	.83	4	27	31	2.2	18	0	23	15	0	11	60	4.3
15	Thomas Webley	13-4	118	9.1	13-25	.52	0-0	.00	8-12	.66	11	16	27	2.1	9	0	2	6	2	0	34	2.6
23	Michael Dunne	14-0	117	8.4	12-38	.31	10-36	.27	0-0	.00	3	15	18	1.3	17	0	6	3	2	5	34	2.4
01	Briggs McClain	6-0	18	3.0	1-6	.16	0-3	.00	2-2	1.000	1	1	2	0.3	1	0	0	0	0	1	4	0.7
05	Cameron McCravy	5-0	9	1.8	1-1	1.000	0-0	.00	0-1	.00	0	0	0	0.0	1	0	0	1	0	0	2	0.4
14	Rastislav Sipkovsk	3-0	6	2.0	0-0	.00	0-0	.00	0-0	.00	0	1	1	0.3	1	0	0	0	0	0	0	0.0
21	Matt Hobbs	3-0	4	1.3	0-0	.00	0-0	.00	0-0	.00	0	0	0	0.0	0	0	0	0	0	0	0	0.0
22	AJ Gray	3-0	6	2.0	0-2	.00	0-0	.00	0-0	.00	0	1	1	0.3	0	0	0	1	0	0	0	0.0
03	Jakub Dombek	2-0	3	1.5	0-1	.00	0-1	.00	0-0	.00	0	0	0	0.0	1	0	0	0	0	0	0	0.0
Team											21	25	46				5					
Total.....		14	2800		323-748	.43107-331	.32144-206	.69	113	349	462	33.0	235	6	162	192	30	99	897	64.1		
Opponents.....		14	2800		320-773	.4192-307	.30135-212	.63	149	344	493	35.2	215	-	165	200	45	79	867	61.9		

TEAM STATISTICS	HARTFO	OPP	Date	Opponent	Score	Att.
SCORING	897	867	* 12/19/20	MAINE	w 63-60	0
Points per game	64.1	61.9	* 12/20/20	MAINE	w 65-50	0
Scoring margin	+2.1	-	* 12/27/20	at New Hampshire	L 69-77	0
FIELD GOALS-ATT	323-748	320-773	* 12/28/20	at New Hampshire	L 51-53	0
Field goal pct	.432	.414	* 01/02/21	BINGHAMTON	w 76-56	0
3 POINT FG-ATT	107-331	92-307	* 01/03/21	BINGHAMTON	w 77-74	0
3-point FG pct	.323	.300	* 01/09/21	at UMass Lowell	L 62-71	0
3-pt FG made per gam	7.6	6.6	* 01/10/21	at UMass Lowell	w 75-58	0
FREE THROWS-ATT	144-206	135-212	* 01/16/21	at UMBC	w 70-63	0
Free throw pct	.699	.637	* 01/17/21	at UMBC	L 49-57	0
F-Throws made per ga	10.3	9.6	* 01/30/21	at Stony Brook	w 59-57	0
REBOUNDS	462	493	* 01/31/21	at Stony Brook	L 49-63	0
Rebounds per game	33.0	35.2	* 02/13/21	NJIT	L 57-67	0
Rebounding margin	-2.2	-	* 02/14/21	NJIT	w 75-61	0
ASSISTS	162	165				
Assists per game	11.6	11.8	* - Conference game			
TURNOVERS	192	200				
Turnovers per game	13.7	14.3				
Turnover margin	+0.6	-				
Assist/turnover ratio	0.8	0.8				
STEALS	99	79				
Steals per game	7.1	5.6				
BLOCKS	30	45				
Blocks per game	2.1	3.2				
ATTENDANCE	0	0				
Home games-Avg/Gam	6-0	8-0				
Neutral site-Avg/Game	-	0-0				

Score by Periods	1st	2nd	Totals
Hartford	458	439	897
Opponents	404	463	867



# HARTFORD MEN'S BASKETBALL | AE SEMIFINALS

## 2020-21 HARTFORD MEN'S BASKETBALL STATS

**Overall: 13-8 • AMERICA EAST: 8-6 • HOME: 9-1 • AWAY: 4-6 • NEUTRAL: 0-1**

#	Player	gp-gs	min	Total			3-Point		F-Throw		Rebounds				pf	dq	a	to	blk	stl	pts	avg
				fg-fga	fg%	3fg-fga	3fg%	ft-fta	ft%	off	def	tot	avg									
20	Austin Williams	21-21	649	30.9	104-209	.49	17-58	.29	49-75	.65	25	100	125	6.0	60	1	35	43	6	21	274	13.0
04	Moses Flowers	9-9	275	30.6	36-94	.38	12-45	.26	20-27	.74	10	41	51	5.7	27	0	12	34	2	19	104	11.6
25	Traci Carter	21-21	652	31.0	83-214	.38	34-91	.37	31-41	.75	7	59	66	3.1	63	3	73	50	5	54	231	11.0
12	Miroslav Staff	16-12	416	26.0	70-127	.55	7-23	.30	24-45	.53	34	57	91	5.7	52	4	20	35	10	9	171	10.7
00	Hunter Marks	21-21	724	34.5	64-170	.37	20-86	.23	52-66	.78	30	94	124	5.9	34	0	30	32	13	5	200	9.5
02	D.J. Mitchell	21-12	581	27.7	62-131	.47	42-97	.43	6-11	.54	7	38	45	2.1	28	0	20	19	0	16	172	8.2
11	PJ Henry	21-0	351	16.7	27-67	.40	11-24	.45	24-28	.85	5	33	38	1.8	27	0	32	21	0	12	89	4.2
15	Thomas Webley	18-9	258	14.3	24-50	.48	0-0	.00	13-19	.68	21	29	50	2.8	17	0	6	16	2	0	61	3.4
23	Michael Dunne	21-0	213	10.1	22-68	.32	17-59	.28	6-7	.85	5	25	30	1.4	23	0	8	5	3	8	67	3.2
05	Cameron McCravy	8-0	12	1.5	2-2	1.000	0-0	.00	0-1	.00	0	0	0	0.0	1	0	0	1	0	0	4	0.5
01	Briggs McClain	11-0	25	2.3	1-10	.10	0-6	.00	2-2	1.000	1	1	2	0.2	2	0	0	1	0	3	4	0.4
03	Jakub Dombek	9-0	22	2.4	1-8	.12	1-7	.14	0-0	.00	1	6	7	0.8	2	0	0	1	0	0	3	0.3
14	Rastislav Sipkovsk	6-0	9	1.5	0-0	.00	0-0	.00	0-0	.00	0	1	1	0.2	2	0	0	0	0	0	0	0.0
21	Matt Hobbs	6-0	7	1.2	0-1	.00	0-0	.00	0-0	.00	1	0	1	0.2	1	0	0	0	0	0	0	0.0
22	AJ Gray	4-0	6	1.5	0-2	.00	0-0	.00	0-0	.00	0	1	1	0.3	0	0	0	1	0	0	0	0.0
Team											29	38	67					7				
Total.....		21	4200		496-115	.43161	161-496	.32227	322	.70	176	523	699	33.3	339	8	236	266	41	147	138	65.7
Opponents.....		21	4200		499-118	.42140	140-477	.29202	307	.65	213	525	738	35.1	339	-	244	289	69	114	134	63.8

TEAM STATISTICS	HARTFO	OPP	Date	Opponent	Score	Att.
SCORING	1380	1340	11/27/20	at UConn	L 57-69	0
Points per game	65.7	63.8	12/01/20	vs Villanova	L 53-87	0
Scoring margin	+1.9	-	12/02/20	at Fairfield	w 66-61	0
FIELD GOALS-ATT	496-1153	499-1181	12/04/20	CENTRAL CONN. ST.	w 80-65	0
Field goal pct	.430	.423	12/07/20	FAIRFIELD	w 67-54	0
3 POINT FG-ATT	161-496	140-477	* 12/19/20	MAINE	w 63-60	0
3-point FG pct	.325	.294	* 12/20/20	MAINE	w 65-50	0
3-pt FG made per gam	7.7	6.7	* 12/27/20	at New Hampshire	L 69-77	0
FREE THROWS-ATT	227-322	202-307	* 12/28/20	at New Hampshire	L 51-53	0
Free throw pct	.705	.658	* 01/02/21	BINGHAMTON	w 76-56	0
F-Throws made per ga	10.8	9.6	* 01/03/21	BINGHAMTON	w 77-74	0
REBOUNDS	699	738	* 01/09/21	at UMass Lowell	L 62-71	0
Rebounds per game	33.3	35.1	* 01/10/21	at UMass Lowell	w 75-58	0
Rebounding margin	-1.9	-	* 01/16/21	at UMBC	w 70-63	0
ASSISTS	236	244	* 01/17/21	at UMBC	L 49-57	0
Assists per game	11.2	11.6	* 01/30/21	at Stony Brook	w 59-57	0
TURNOVERS	266	289	* 01/31/21	at Stony Brook	L 49-63	0
Turnovers per game	12.7	13.8	* 02/13/21	NJIT	L 57-67	0
Turnover margin	+1.1	-	* 02/14/21	NJIT	w 75-61	0
Assist/turnover ratio	0.9	0.8	02/27/21	BINGHAMTON	w 77-60	0
STEALS	147	114	02/28/21	ALBANY (NY)	w 83-77	0
Steals per game	7.0	5.4				
BLOCKS	41	69				
Blocks per game	2.0	3.3				
ATTENDANCE	0	0				
Home games-Avg/Gam	10-0	10-0				
Neutral site-Avg/Game	-	1-0				

Score by Periods	1st	2nd	Totals
Hartford	670	710	1380
Opponents	631	709	1340



# HARTFORD MEN'S BASKETBALL | AE SEMIFINALS



**0 HUNTER MARKS**  
JR » F » 6-9 » 190  
PHILLIP ISLAND, AUSTRALIA



**1 BRIGGS McCLAIN**  
FR » G/F » 6-6 » 215  
MARTINSBURG, W.VA.



**2 D.J. MITCHELL**  
JR » F » 6-0 » 160  
ENGLEWOOD CLIFFS, N.J.




**3 JAKUB DOMBEK**  
SO » G/F » 6-6 » 210  
OSTRAVA, CZECH REPUBLIC



**4 MOSES FLOWERS**  
SO » G » 6-3 » 180  
DORCHESTER, MASS.



**5 CAMERON McCRAVY**  
SO » G » 6-0 » 170  
CHARLOTTE, N.C.



**11 P.J. HENRY**  
SO » G » 5-10 » 165  
HOUSTON, TEXAS



**12 MIROSLAV STAFEL**  
SO » F » 6-10 » 235  
LIBEREC, CZECH REPUBLIC



**14 RASTISLAV SIPKOVSKY**  
FR » F » 6-10 » 235  
SERED, SLOVAKIA



**15 THOMAS WEBLEY**  
R-SR » G » 6-4 » 200  
CHRISTCHURCH, NEW ZEALAND



**20 AUSTIN WILLIAMS**  
R-SR » G » 6-4 » 200  
ROSELAND, N.J.



**21 MATT HOBBS**  
SR » G » 6-4 » 190  
ANCHORAGE, ALASKA



**22 A.J. GRAY**  
FR » G » 6-4 » 190  
ROCHESTER, N.Y.



**23 MICHAEL DUNNE**  
JR » G » 6-0 » 190  
MATAWAN, N.J.



**25 TRACI CARTER**  
GR » G » 6-1 » 175  
PHILADELPHIA, PA.



**JOHN GALLAGHER**  
HEAD COACH  
11TH SEASON



**TOM DEVITT**  
ASSISTANT COACH  
8TH SEASON



**YOLONZO MOORE II**  
ASSISTANT COACH  
4TH SEASON



**TIM BROOKS**  
ASSISTANT COACH  
2ND SEASON



**ANDY HURD**  
DIRECTOR OF OPERATIONS  
2ND SEASON