



# 2019 UVA-WISE FOOTBALL GAME NOTES



@UVAWISECAVS



UVAWISECAVS



/UVAWISEATHLETICS



/HIGHLAND CAVALIER ATHLETICS

## MEDIA INFORMATION

**RADIO** WLSO (92.5 FM)  
Steve Curran (play-by-play)  
Zach Helton (color)

**AUDIO** www.wlsdradio.com

**VIDEO** www.uvawisecavs.com

**TWITTER** @UVaWiseCavs/@UVWiseFootball  
#GOCAVSGO

**FACEBOOK** Highland Cavalier Athletics

**INSTAGRAM** @UVaWiseCavs

## GAME WEEK MEDIA

**INTERVIEWS:** All interviews with UVa-Wise coaches and players must be arranged through the athletic media relations office. Contact Assistant Athletic Director for Communications Darrell Ely at (276) 376-0188 or by email at de7a@uvawise.edu for interviews. The UVa-Wise locker room and training room are closed to the media at all times. Phone numbers of student-athletes will not be released to the media.

**PRACTICES:** All UVa-Wise practices are closed. If you require practice footage or quotes following a practice, please contact the office of athletic media relations.

**CREDENTIALS:** Credentials are required for all UVa-Wise football games. For credentials, please contact the athletic media relations office by email at sport-sinfo@uvawise.edu at least 48 hours prior to kickoff. Media parking is limited at Carl Smith Stadium.

## QUICK FACTS ABOUT UVA-WISE

Location	Wise, Va.
Founded	1954
Enrollment	2,010
Affiliation	NCAA Division II
Conference	South Atlantic
Colors	Red and Gray
Nickname	Highland Cavaliers
Chancellor	Donna P. Henry, Ph.D
Faculty Athletic Representative	Matthew Williams, Ph.D
Athletic Director	Kendall Rainey, Ph.D
Athletic Department Phone	(276) 328-0206
Mailing Address	One College Ave Greear Gymnasium Wise, Va. 24293
Athletics Web Site	www.uvawisecavs.com



## STORYLINES - THE NEWBERRY GAME

Things have yet to bounce Newberry's way in 2019. The Wolves are 1-4 on the season and are coming off a 20-19 loss to Mars Hill. The loss marked the second time this season the team dropped a game by two points or less; Newberry fell 30-28 to Florida Tech earlier this year and also has a 17-7 setback to North Greenville on its ledger. Newberry has struggled to put points on the board. Entering Saturday, the Wolves rank seventh in the league at 20.2 points per game. In last week's loss to Mars Hill, coach Todd Knight's squad built a 19-0 first half lead before failing to score in the second half. Overall, Newberry has scored a touchdown or less in the second half of four of the season's first games. Freshman Colton Bailey has taken over at quarterback. The signal caller tossed a trio of touchdown passes in a win over Tusculum and has shown the ability to damage with his arm and his legs. Thus far, Bailey has passed for 378 yards and six touchdowns while rushing for 125 yards. The team's strength has been the ability to force turnovers. The Wolves lead the SAC and rank 24th nationally in turnovers forced with 12. The Newberry defense has forced at least two turnovers in four consecutive games, including three last week.

## ABOUT UVA-WISE

UVa-Wise will try to halt its longest streak since 2015 Saturday. The Cavaliers have lost four consecutive contests, including last week when the team dropped a 63-6 game at No. 8 Lenoir-Rhyne. Both sides of the ball have been an issue during the losing streak. Over the last four games, UVa-Wise is averaging 10.25 points per game while allowing 39.25 points per contest. Drew O'Bryan has been a bright spot for the defense. The junior recorded his first career interception last week while having posted 7.5 tackles for loss, a forced fumble and a fumble recovery in four games. Defensive back Marcus Tarrer leads the team and ranks second in the league with 43 tackles. The redshirt junior has had at least eight tackles in four of the season's first five games. On offense, tight end Seth Phillips has become a favorite target. The sophomore leads the team with two touchdown receptions while being tied for the team lead with 12 receptions.

## 2019 SCHEDULE

	<b>SEPTEMBER 7</b>	<b>CHOWAN AT UVA-WISE</b>	<b>W, 40-22</b>
	Demetrius Mann had a 91-yard punt return, a blocked PAT and an INT as UVa-Wise won its season opener.		
	<b>SEPTEMBER 14</b>	<b>UVA-WISE AT TENNESSEE TECH</b>	<b>L, 31-14</b>
	UVa-Wise was tied with the FCS Eagles after a quarter but the Cavs turned it over four times in the loss.		
	<b>SEPTEMBER 21</b>	<b>MARS HILL AT UVA-WISE</b>	<b>L, 21-14</b>
	Missed opportunities in the red zone and penalties lead to UVa-Wise loss in SAC opener.		
	<b>SEPTEMBER 28</b>	<b>UVA-WISE AT CARSON-NEWMAN</b>	<b>L, 42-7</b>
	The Eagles rushed for 464 yards as part of 557 yards of offensive output in the win.		
	<b>OCTOBER 5</b>	<b>UVA-WISE AT LENOIR-RHYNE</b>	<b>L, 63-6</b>
	The defending league champions, Lenoir-Rhyne has won 11 or more games three times since 2013.		
	<b>OCTOBER 12</b>	<b>UVA-WISE AT NEWBERRY</b>	<b>4 P.M.</b>
	The Wolves have claimed at least five wins in seven consecutive seasons.		
	<b>OCTOBER 19</b>	<b>TUSCULUM AT UVA-WISE</b>	<b>1 P.M.</b>
	UVa-Wise leads the all-time series 6-to-4. The programs last played in 2016 when the Cavs claimed a 13-10 OT win.		
	<b>OCTOBER 26</b>	<b>UVA-WISE AT WINGATE</b>	<b>6 P.M.</b>
	The Bulldogs have posted five consecutive winning seasons and have won at least eight games three years in a row.		
	<b>NOVEMBER 2</b>	<b>LIMESTONE AT UVA-WISE</b>	<b>2 P.M.</b>
	Limestone makes its first ever trip to Wise for Homecoming 2019.		
	<b>NOVEMBER 9</b>	<b>CATAWBA AT UVA-WISE</b>	<b>12 P.M.</b>
	The game will be the first meeting between the Cavaliers and Indians.		
	<b>NOVEMBER 16</b>	<b>UVA-WISE AT UNC-PEMBROKE</b>	<b>1 P.M.</b>
	The Braves have lost eight consecutive games against SAC schools dating back to the 2017 season.		



# GAME PREVIEW

## STAT COMPARISON

NEWBERRY			UVA-WISE			
Avg.	Conference Rank	NCAA Rank	Category	NCAA Rank	Conference Rank	Avg.
112.8	8	121	Rushing Offense	131	9	104.6
180.6	5	114	Passing Offense	147	9	139.2
293.4	8	136	Total Offense	157	9	243.8
20.2	7	119	Scoring Offense	146	8	16.2
250.8	9	158	Rushing Defense	157	8	248.4
172.0	2	27	Passing Defense	59	5	194.4
422.8	7	125	Total Defense	138	9	442.8
24.2	4	65	Scoring Defense	134	9	35.8
36.8	3	39	Net Punting	107	6	33.11
4.5	6	128	Punt Returns	5	1	23.1
26.5	2	11	Kickoff Returns	84	6	20.68
+1.4	1	14	Turnover Margin	107	6	-0.40
2.4	4	47	Total Sacks	36	3	2.60
1.8	5	73	Sacks Allowed	118	7	2.60
26:27	9	154	Time of Possession	140	7	27:24

UVa-Wise will attempt to halt a four-game losing streak and wrap up a three-game road trip with a win Saturday when Dane Damron's Cavaliers visit Newberry for a South Atlantic Conference gridiron battle slated for a 4 p.m. kickoff.

Both teams enter with identical 1-4 records and are looking to "right the ship" at the season's midway point. Newberry has made a change at quarterback, turning the reigns over to freshman Colton Bailey. A week ago, Bailey completed 10-of-25 passes for 163 yards and two touchdowns while adding 49 yards on the ground. The 5-foot-9 Bailey does have a three touchdown game to his credit when he came off the bench to fire a trio of scoring passes in Newberry's 30-20 win over Tusculum earlier this month.

Forcing turnovers has been the strong suit for coach Todd Knight's Wolves. Five different players have already recorded an interception as Newberry enters the game as the SAC leader in turnover margin per game at +1.4 while ranking 14th in NCAA Division II.

After not forcing a turnover in its season opening loss to North Greenville, Newberry has forced multiple turnovers in four consecutive games, including three last week when the team dropped a 20-19 decision to Mars Hill. The defense also has one of the league's top rushers in Keito Jordon. The 6-foot-2, 245-pound senior has earned First-Team All-SAC honors during his career and is currently second in the league and 17th nationally with five sacks this season.

For UVa-Wise, generating offense is a must if the team is to stop the losing streak. The Cavaliers averaging just over 10 points per game during the streak while having turned the ball over 13 times over the same time period. Tight end Seth Phillips has become a favorite target of UVa-Wise quarterbacks. The 6-foot-2, 215-pound sophomore leads the team with 12 receptions and two touchdowns.

On the defensive side of the ball, the Cavs have had difficulty stopping the run. Two weeks ago, Carson-Newman rushed for 464 yards before Lenoir-Rhyne gained 356 yards on the ground last week. The defense has fared well against the pass, limiting four of the first five opponents to under 200 passing yards. Redshirt junior Marcus Tarrer leads the team and is second in the SAC in tackles with 43. A week ago, the defensive back registered a season-high 12 tackles marking the fourth time this season Tarrer has tallied at least eight stops.

Knight has been at the helm of the Newberry program for 11 seasons having produced three playoff appearances, four NFL players and a conference title in 2016. That same season, Knight was named SAC Coach of the Year by his peers, he ranks ninth all-time in SAC coaching victories.

In his fourth season at UVa-Wise, Damron has taken a program that won just five total games combined in the three previous seasons to his arrival to a team that has won at least four games in each of his first three seasons. The coach also produced the school's only winning record as a NCAA Division II member when UVa-Wise went 6-5 in 2016.

This will be the first meeting between UVa-Wise and Newberry in football. The Wolves have been playing football since 1913 while the Cavs began their program in 1991.

Next week, UVa-Wise will host Tusculum University in 1 p.m. kickoff while Newberry hits the road to challenge Catawba University at 12 p.m.

## BY THE NUMBERS

2

Demetrius Mann's two punt return touchdowns are tied for the league lead.

2

AJ Felton Jr.'s two blocked kicks leads the league and NCAA Division II.

8.6

Marcus Tarrer's 8.6 tackles per game ranks second in the SAC.

1.9

Drew O'Bryan is averaging 1.9 tackles for loss per game.



# LAST WEEK'S BOX SCORE

## Quickie Statistics (Final) UVa-Wise vs #8 Lenoir-Rhyne (Oct 05, 2019 at Hickory, N.C.)

	WISE	LR
Score	6	63
<b>FIRST DOWNS</b>	9	22
<b>RUSHES-YARDS (NET)</b>	35-94	56-356
<b>PASSING YDS (NET)</b>	71	102
Passes Att-Comp-Int	29-15-2	15-8-1
<b>TOTAL OFFENSE PLAYS-YARDS</b>	64-165	71-458
Fumble Returns-Yards	0-0	0-0
Punt Returns-Yards	0-0	4-137
Kickoff Returns-Yards	5-69	2-58
Interception Returns-Yards	1-1	2-26
Punts (Number-Avg)	10-35.8	2-35.5
Fumbles-Lost	3-1	0-0
Penalties-Yards	5-95	3-15
Possession Time	28:10	31:50
Third-Down Conversions	3 of 16	5 of 11
Fourth-Down Conversions	1 of 3	0 of 1
Red-Zone Scores-Chances	1-1	5-6

### UVa-Wise

<b>Rushing</b>	No.	Gain	Loss	Net	TD	Lg	Avg
Terrence Lambert	10	33	5	28	0	10	2.8
Darrien Newton	3	20	0	20	0	9	6.7
Shaheim Revel	2	18	0	18	0	17	9.0
J'Quan Anderson	12	18	3	15	0	4	1.2

<b>Passing</b>	C-A-I	Yds	TD	Long	Sack
Lendon Redwine	15-29-2	71	1	13	3

<b>Receiving</b>	No.	Yards	TD	Long
Mykael Anderson	3	16	0	9
Darrien Newton	3	4	0	2
Eli Marks	2	22	0	13
Kadarius Singleton	2	15	0	10

<b>Punting</b>	No.	Yds	Avg	Long	In20	TB
Drew Vermillion	10	358	35.8	58	1	0

<b>Punt Returns</b>	No.	Yards	TD	Long
---------------------	-----	-------	----	------

<b>Kick Returns</b>	No.	Yards	TD	Long
Shaheim Revel	5	69	0	20

<b>Tackles</b>	UA-A	Total	Sacks	TFL
Marcus Tarrer	5-7	12	0	0.0
Austin J. Hicks	3-7	10	0	0.5
Drew O'Bryan	5-3	8	0	1.0
Da'Jon Bellfield	5-1	6	0	0.0

### Lenoir-Rhyne

<b>Rushing</b>	No.	Gain	Loss	Net	TD	Lg	Avg
Jace Jordan	6	85	0	85	1	43	14.2
Damien Devine	5	56	0	56	0	28	11.2
Raja Bradley	9	42	0	42	0	8	4.7
Dareke Young	3	30	0	30	1	11	10.0

<b>Passing</b>	C-A-I	Yds	TD	Long	Sack
Gunnar Anderson	3-7-1	11	1	4	0
G. Willingham	5-7-0	91	2	38	0

<b>Receiving</b>	No.	Yards	TD	Long
Dareke Young	2	61	1	38
Ryan Carter	1	17	0	17
Jace Jordan	1	7	1	7
D. Hampton	1	6	0	6

<b>Punting</b>	No.	Yds	Avg	Long	In20	TB
Michael Owen	2	71	35.5	38	0	0

<b>Punt Returns</b>	No.	Yards	TD	Long
Kyle Dugger	3	135	2	68
Deondre Lester	1	2	0	2

<b>Kick Returns</b>	No.	Yards	TD	Long
Mehki Dunlap	1	46	0	46
Warren Bell	1	12	0	12

<b>Tackles</b>	UA-A	Total	Sacks	TFL
Quentin Hayes	6-1	7	1	1.0
Malik Taylor	5-0	5	0	0.0
Myles Jackson	4-1	5	1	2.0
Landon Scott	4-1	5	0	1.0

Qtr	Time	Scoring Play	V-H
1st	13:58	LR - Jace Jordan 43 yd run (Chase Allbaugh kick), 3-72 1:02	0 - 7
	11:52	LR - Kyle Dugger 68 yd punt return (Chase Allbaugh kick)	0 - 14
	10:09	LR - Dareke Young 38 yd pass from G. Willingham (Chase Allbaugh kick), 2-50 0:39	0 - 21
	08:29	LR - Kyle Dugger 67 yd punt return (Chase Allbaugh kick)	0 - 28
2nd	12:55	LR - Jace Jordan 7 yd pass from G. Willingham (Chase Allbaugh kick), 9-80 3:36	0 - 35
	08:41	LR - Dareke Young 9 yd run (Chase Allbaugh kick), 7-49 2:16	0 - 42
	07:45	LR - Ryan Carter 1 yd run (Chase Allbaugh kick), 2-2 0:39	0 - 49
3rd	07:21	WISE - Seth Phillips 4 yd pass from Lendon Redwine (Lendon Redwine pass failed), 15-70 7:39	6 - 49
	04:55	LR - Tre Luttrell 4 yd pass from Gunnar Anderson (Chase Allbaugh kick), 5-20 2:18	6 - 56
4th	05:33	LR - Joshua Stewart 2 yd run (Chase Allbaugh kick), 10-40 6:09	6 - 63



# ***LAST WEEK'S GAME RECAP***

HICKORY, N.C. - - No. 8 Lenoir-Rhyne scored 28 first quarter points and built a 49-0 halftime advantage en route to a 63-6 win over visiting UVa-Wise in South Atlantic Conference football action at Moretz Stadium Saturday afternoon.

The Bears (5-0, 3-0 SAC) received a pair of punt return touchdowns from NFL prospect Kyle Duggar, a 43-yard touchdown run by Jace Jordan and a 38-yard touchdown reception from Dareke Young to build the early advantage.

The hole proved to be insurmountable for UVa-Wise (1-4, 0-3 SAC) as the visitors totaled 165 yards of total offense for the game. The Cavaliers did not penetrate Bears territory until 3:17 to go in the first half when Drew O'Bryan's first career interception gave Dane Damron's team the ball at the LR 43-yard line.

The momentum was short lived as the Bears forced an interception to send the schools to halftime with the Cavs trailing 49-0.

UVa-Wise had its only scoring drive of the day to begin the second half. Making his first collegiate start, quarterback Lendon Redwine engineered a 15-play, 69-yard that culminated in the signal caller's first touchdown pass, a 4-yard strike to Seth Phillips. The Cavs elected to go for two and the try would be unsuccessful leaving the score 49-6.

The Bears returned the ensuing kickoff to the Cavs' 35 yard line before a personal foul penalty moved it to the 20-yard line. Five plays later, Gunnar Anderson completed a 4-yard touchdown pass to Tre Luttrell, following the conversion kick LR led it 56-6.

The hosts added a final touchdown on a 2-yard scamper by Josh Stewart with 5:33 to play, leaving the final margin of 63-6.

For the game, LR outgained UVa-Wise 458-to-165 while holding a 356-to-94 advantage on the ground. The Bears forced three turnovers and converted the extra possessions to 14 points.

Redwine finished 15-for-29 for 71 yards with a touchdown and two interceptions. Marcus Tarrer led the Cavs defense with 8.5 tackles while O'Bryan had 6.5 tackles, a tackle for loss and the interception.

For LR, Ammarian Brown and Javoris Smith each had an interception while Quentin Hayes posted a team-high 6.5 tackles and a forced fumble.

On offense, the Bears had seven backs gain at least 20 yards led by Jordan's 85 yards on six carries.

The loss was the fourth consecutive for UVa-Wise who will play its third consecutive road game next week at Newberry. Kickoff is slated for 4 p.m.



# 2019 SOUTH ATLANTIC CONFERENCE

## 2019 SAC STANDINGS



School	SAC			Overall			Pts	Opp	Streak
	W	L	Pct	W	L	Pct			
Lenoir-Rhyne	3	0	1.000	5	0	1.000	249	69	W5
Wingate	3	0	1.000	5	0	1.000	147	89	W5
Mars Hill	2	1	.667	3	2	.600	136	166	W1
Carson-Newman	1	1	.500	3	1	.750	159	68	W2
Limestone	1	1	.500	2	3	.400	135	146	W2
Newberry	1	2	.333	1	4	.200	101	121	L1
Tusculum	1	2	.333	1	4	.200	103	139	L2
Catawba	0	2	.000	1	4	.200	78	144	L3
<b>UVa-Wise</b>	<b>0</b>	<b>3</b>	<b>.000</b>	<b>1</b>	<b>4</b>	<b>.200</b>	<b>81</b>	<b>179</b>	<b>L4</b>

### SAC SCHEDULE

#### Saturday, Oct. 5

Catawba 24 Limestone 52\*  
 UNC-Pembroke 18 Carson-Newman 69  
**UVa-Wise 6 Lenoir-Rhyne 63\***  
 Wingate 28 Tusculum 21\*  
 Mars Hill 20 Newberry 19\*

#### Saturday, Oct. 12

Mars Hill at UNC-Pembroke 1 p.m.  
 Catawba at Carson-Newman 1 p.m.\*  
 Lenoir-Rhyne at Tusculum 1:30 p.m.\*  
**UVa-Wise at Newberry 4 p.m.\***  
 Limestone at Wingate 6 p.m.\*

\*SAC Game

### AFCA TOP 25

RANK	School
1.	Valdosta State (30)
2	Ferris State (Mich.) (1)
3	Minnesota State
4	Tarleton State (1)
T-5	Notre Dame (Ohio)
T-5	Ouachita Baptist
7	Northwest Missouri State
8	<b>Lenoir-Rhyne (N.C.)</b>
9	Slippery Rock (Pa.)
10	Indianapolis (Ind.)
11	Colorado School of Mines
12	West Chester (Pa.)
13	Pittsburg State (Kan.)
14	<b>Wingate (N.C.)</b>
15	Central Missouri
16	Indiana (Pa.)
17	Colorado State-Pueblo
18	Bowie State (Md.)
19	Grand Valley State (Mich.)
20	Texas A&M-Commerce
21	Kutztown (Pa.)
22	Harding (Ark.)
23	Minnesota-Duluth
24	Truman State (Mo.)
25	West Florida

First Place Votes in Parenthesis  
 South Atlantic Schools in Bold

### CAVALIERS SAC TEAM RANKINGS 2019

Rushing Offense	9
Pass Offense	9
Total Offense	9
Scoring Offense	8
Rushing Defense	8
Pass Defense	5
Total Defense	9
Scoring Defense	9
Punting	5
Punt Returns	1
Kickoff Returns	6
Turnover Margin	6
Pass Efficiency	9
Sacks	3
Sacks Allowed	7
3rd Down Conversion	7
3rd Down Conversion Defense	7
4th Down Conversion	3
4th Down Conversion Defense	7
Time of Possession	7

### CAVALIERS AMONG THE CONFERENCE LEADERS

<b>Blocked Kicks</b>		
AJ Felton Jr.	2	1st
<b>Forced Fumbles</b>		
Drew O'Bryan	1	T-1st
<b>Punt Return TD</b>		
Demetrius Mann	2	T-1st
<b>Punting Average</b>		
Drew Vermillion	39.3	5th
<b>Sacks Per Game</b>		
Rondre Knowles-Tener	0.8	T-4th
Chavon Fields	0.8	T-4th
<b>Tackles For Loss Per Game</b>		
Drew O'Bryan	1.9	3rd
<b>Tackles Per Game</b>		
Marcus Tarrer	8.6	2nd

### 2019 SAC PLAYERS OF THE WEEK

Date	Offense	Defense	Special Teams
Sept. 9	Shaw Crocker/Wingate	Rondrow Peebles/Carson-Newman	<b>Demetrius Mann/UVa-Wise</b>
Sept. 16	Jerko'ya Patton/Limestone	Landon Scott/Lenoir-Rhyne	McClellan Robertson/Wingate
Sept. 23	Jimmy Urzua/Mars Hill	Nigel Bowden/Mars Hill	McClellan Robertson/Wingate
Sept. 30	Jace Jordan/Lenoir-Rhyne	Erick Jackson/Lenoir-Rhyne	Thurlow Wilkins/Tusculum
Oct. 7	Troy Dendy/Carson-Newman	Mannie Ogletree/Limestone	Kyle Dugger/Lenoir-Rhyne



# HEAD COACH DANE DAMRON



Dane Damron will enter his fourth season at the helm of the football program at UVA-Wise in 2019. In his first three seasons, he has guided the program to its first winning record since 2008 while posting an overall record of 15-17. The 15 wins over the last three seasons mark a 10 win improvement from the previous three seasons as the Cavaliers claimed five victories in the three years prior to Damron's arrival.

A year ago, the Cavs overcame numerous injuries to play their best ball at the end of the season. After falling 25-17 to eventual national semifinalist Notre

Dame College in the team's final home game of the season, UVA-Wise claimed its first ever victory over perennial power Shepherd University, 21-16, in the season finale. The win allowed the Cavs to finish the season 3-2 after beginning the year 1-4.

Under Damron's direction, UVA-Wise has seen improvement in numerous facets of the game on both the offensive and defensive side of the ball.

The Cavs rushed for 1,233 yards in 2016 before gaining 1,299 yards on the ground in 2017. Last season, the program went over 1,200 yards for the third consecutive season by posting 1,219 yards on the ground. This comes after the program posted just 767 yards on the ground in 2015. Through the air, UVA-Wise has passed for at least 2,500 yards in each of Damron's first two seasons. In the two prior seasons, the team averaged 2,259 passing yards per game.

On defense, UVA-Wise has intercepted 39 passes over the past three seasons. The improved secondary play has been the staple of the team as the Cavs have ranked among the best in all of NCAA Division II in the Damron era. In 2016, UVA-Wise was fifth nationally in red zone defense as opponents scored on just 61.7 percent of their trips while ranking 14th in tackles for loss as the unit averaged 8.9 per contest. A year later, the Cavs ranked 13th nationally in third down conversion defense by holding opponents to a 30.1 percent conversion percentage while finishing 22nd nationally with 15 intercepted passes. In 2018, the defense put together its best season to date as a NCAA Division II institution. UVA-Wise finished third in tackles for loss per game (9.9), 19th in passing yards allowed per game (168.1), 18th in fourth down conversion defense (.300), 20th in total defense (302.6 ypg) and 23rd in third down conversion defense (.311).

The turnaround has resulted in a plethora of awards for football student-athletes. Linebacker Zachary Blair earned Second-Team All-America acclaim, in addition to First-Team All-Region and First-Team All-MEC honors as a senior in 2016. Meanwhile, placekicker Trent Martin joined Blair as an all-region and all-conference pick while tailback Carlton Griffith and defensive back Ed Kargbo earned All-MEC Honorable Mention acclaim that same season.

In 2017, offensive lineman Will White, linebacker Donovan Montague, Kargbo, defensive back Andre Hamilton and kick returner Marquis Hamilton were named All-MEC Second-Team honorees.

Hamilton returned two kicks for a touchdown while averaging 37.1 yards per return, he finished one kick return shy of qualifying as the national leader in the category.

In the classroom, Montague was named CoSIDA Academic All-District. The linebacker posted a 3.57 grade point average as a biology major and was inducted into the school's elite Darden Society.

Last year, Marcus Tarrer earned Third-Team All-Region, All-MEC First-Team while four other Cavs received all-conference recognition.

Named the fourth head football coach in school history in December of 2015, Damron came to the College after a seven-year stint at Eastern Kentucky University.

With the Colonels, Damron spent five years as the team's offensive coordinator. A 22-year coaching veteran, he has been known for his offensive prowess. In his final season at ECU, Damron's offense set a NCAA FCS record for offensive snaps in a game with 123 against Murray State. In 2012, the Colonels averaged more than 200 rushing yards and 200 passing yards per game. The Colonels rushed for at least 1,700 yards in each of Damron's five years directing the offense.

During Damron's tenure as offensive coordinator, ECU posted at least six wins in all five seasons he oversaw the offense. The Colonels tallied eight wins in 2012 before posting nine victories in 2014. Overall, Damron's teams recorded 69-47 wins and losses during his collegiate coaching career.

Damron began his coaching career as a graduate assistant at ECU in 1994. Following a stint at Morehead State, he became the offensive coordinator at George Jenkins High School in Lakeland, Florida. Later, he moved on to Lake Gibson High School in Lakeland where the school reached previously uncharted waters on the football field. The Braves won their first playoff game in school history and advanced to the regional finals in each of Damron's last two seasons as head coach.

Following his time in Florida, the coach returned to his native state of Kentucky to become the head coach at Boyd County High School in Ashland, Kentucky. Damron's track record of success continued with the Lions as they won a playoff game in three consecutive seasons. The coach returned to the collegiate ranks in 2007 when he accepted the head coaching position at Kentucky Christian University. The 2008 season marked the first-ever varsity football team in Kentucky Christian history.

Damron played collegiate football at Georgetown College (Ky.) where he aided the Tigers to the 1991 NAIA National Championship. A two-time All-American, the former quarterback is enshrined in Georgetown's Athletic Hall of Fame.

Damron obtained a bachelor's degree in marketing and finance from Georgetown College before later earning a master's degree in sport administration from Eastern Kentucky. The coach and his wife Delisha have two children - Hanna and Derek.

Damron's Year-by-Year Record at UVA-Wise

Year	Overall Record	Conference Record
2016	6-5	5-5
2017	5-6	4-6
2018	4-6	4-6
2019	1-4	0-3
Overall:	16-21	13-20



# COORDINATORS



## Chris Cunningham Defensive Coordinator

Chris Cunningham is in his second season at UVa-Wise and his first as the program's defensive coordinator. A year ago, the coach served as the team's linebackers coach.

Under Cunningham's guidance, Donovan Montague earned All-MEC Second-Team acclaim as a linebacker in 2018. Combined, Cavalier linebackers tallied over 200 tackles, including more than 40 behind the line of scrimmage. As a defensive unit, UVa-Wise ranked

top 30 nationally in seven different categories, including third in tackles for loss.

Cunningham came to UVa-Wise from Lawrence University where he was the Special Teams Coordinator and Defensive Line coach from 2015-2017. At Lawrence he mentored a pair of All-Conference Special Teams players in Alic Riedel and Jake Gostisha and a pair of defensive linemen in Jake Gostisha and John Koeneman.

Before Lawrence, Cunningham worked at the University of Pikeville for the 2014 season. At Pikeville, he served as the linebackers coach and assistant special teams coach while also serving as the academic coordinator. He mentored an all-conference selection in John-Dudley Hilton and defensive conference player of the week in Donald Styles.

Prior to Pikeville, he served two seasons as a defensive graduate assistant at Eastern Kentucky University and guided the defensive backs. Cunningham who earned his master's degree in sports administration, coached a pair of all-conference safeties in Brooklyn Fox and Brandon Stanley. The season prior to his graduate assistant role he worked as a student assistant for the 2011 Ohio Valley Conference champions.

A native of Miami, Cunningham is a graduate of Dade Christian School where he was a two-time all-county and all-state football selection. He attended Eastern Kentucky and earned a bachelor's degree in sport management. A football player at Eastern Kentucky, Cunningham played defensive end and linebacker for the Colonels and helped them win an Ohio Valley Conference championship in 2008. A 2012 graduate of Eastern Kentucky, Cunningham was named a Colonel Scholar-Athlete for three consecutive years and was selected multiple times for the Dean's List.

Cunningham and his wife, Nicole, were married in 2016 and have two children, Larkyn and Kendall.



## Zach Lewis Offensive Coordinator

Zach Lewis is in his first season as the offensive coordinator and quarterbacks coach at UVa-Wise. The Coach comes to the college after having held the same position last season at Alderson Broaddus.

"I'm very excited to announce Zach Lewis as our offensive coordinator and quarterbacks coach," Damron remarked shortly after his hiring. "He is a high energy guy that will inject a new attitude and bring enthusiasm to our offense."

At Alderson Broaddus, Lewis oversaw a Battlers' offense that ranked 23rd nationally in scoring at 40.4 points per game. AB rushed for 189.4 yards per game while passing for 256 yards a contest last fall.

Under Lewis' direction, student-athletes established five new school records at AB as the coach served as the school's offensive play caller.

"I'm very excited to be part of the Cavalier family," Lewis said shortly after his hiring. "Coach Damron and this staff have done a great job in building such a special atmosphere and I hope to continue to add to that."

A four-year starter at Morehead State University, Lewis set school records for passing yards, completions and touchdowns during his collegiate career.

As a coach, the new offensive coordinator spent four years at his alma mater where he worked as the slot receivers coach and video coordinator in 2014 before overseeing recruiting and directing quarterbacks for three seasons.

While at Morehead State, Lewis helped develop conference player of the year Austin Gahafer who passed for a league record 11,918 yards during his career. The Eagles led the Pioneer Football League in passing offense in 2015 and 2016 while also leading the conference in passing touchdowns in back-to-back seasons.

"After talking with Zach and talking with people about him, there was no doubt that he would be the perfect guy to take over our offense," Damron stated. "We are on the same page with what we want our offense to be and he brings a great presence to the offensive staff room; I have been aware of Coach Lewis and what he has been doing for the last couple of seasons and I couldn't be happier to have him join us in Wise."

A 2014 graduate of Morehead State, Lewis obtained a bachelor's degree in health and physical education.

## POSITION COACHES



**Quindell Dean**  
Cornerbacks Coach

Quindell Dean is entering his first season as cornerbacks coach at UVa-Wise. Previously, the coach worked at Fairmont State University where he served as defensive backs coach and special teams coordinator for two seasons.

At Fairmont State, Dean helped four defensive backs earn All-MEC honors as the unit ranked 11th in the country in interceptions (18) and 18th in passing yards allowed (164.5) in 2017. A year later, FSU ranked second in the league in pass

defense efficiency (111.4) while also ranking second in the league in forced turnovers (25).

Junior safety Stephen Turner and sophomore cornerback Michael Porter were each first team all-conference selections and garnered honorable mention All-America honors from the Don Hansen Gazette following the 2017 campaign. Cornerback Demonne Cox and safety Naiquan Thomas also earned MEC honorable mention following the season. In 2018, Turner repeated as a first-team all-conference honoree while kick returner Lyrics Klugh also made the squad.

Previously, Dean served as a graduate assistant at Slippery Rock University in 2015 and 2016. A 2013 graduate of Slippery Rock University and former standout linebacker during his playing career, Dean worked as defensive backs and special teams Coach in 2016 for The Rock. In his first season at SRU, Dean was in charge of cornerbacks and special teams.

He spent the spring of 2017 as a safeties and special teams assistant at Seton Hill University before joining the staff at Fairmont State during the summer.

The SRU defense ranked in the top 15 in the country in eight different categories during the 2015 and 2016 seasons.


Dean also coached a pair of all-conference defensive backs while at SRU, including All-American standout Titus Howard, who left following his junior season and is currently bouncing around NFL training camps.

Dean was a two-time All-PSAC performer during his undergraduate career at Slippery Rock, where he helped the team to two PSAC West titles and a trip to the NCAA playoffs as a senior in 2013.

Dean appeared in 44 games during his career at SRU and made 239 total tackles. He recorded 125 solo stops, 32.0 tackles for loss, 9.0 sacks and three interceptions.

His best season was his senior year, when he finished second on the team in total tackles with 76, including 14.5 tackles for loss. He also picked off two passes, broke up six passes and earned All-America honors as senior. That followed a junior year in 2012 that saw him record 79 total tackles and nine pass breakups.

A native of Uniontown, Pa., Dean graduated from The Rock in 2013 with a degree in criminal justice. Dean also completed his Master's Degree in Parks and Resource Management from SRU in May 2017.



**Mike Compton**  
Offensive Line Coach

Mike Compton is in his fourth season as the offensive line coach at UVa-Wise. The coach has seen a trio of offensive linemen earn all-conference accolades during his tenure, including Sage McBride who earned All-MEC Honorable Mention status a year ago.

Under Compton's tutelage, the offensive line has continued to make strides. A year ago, the Cavs rushed for 1,219 yards. It marked the third consecutive season that UVa-Wise had rushed for least 1,200 yards.

Additionally, the unit improved its ability to protect the quarterback; in 2018, opponents posted 29 sacks a year after surrendering 39 sacks.

Last season, Will White earned All-MEC Honorable Mention on the offensive line as the Cavaliers rushed for 17 touchdowns, the team's highest total since becoming a NCAA Division II member.

In his first season, the offensive line was part of an offense that rushed for 1,233 yards and 11 touchdowns. The 1,233 yards marked a 466 yard improvement from 2015.

Compton came to the College after spending the 2015 season at Concord.

Prior to working at Concord, Compton spent two seasons each at Fairmont State and Bluefield College directing the offensive line.

A Southwest Virginia native, he spent three seasons as the head coach at Patrick Henry High School in Glade Springs. He started his coaching career at Tazewell High School where he worked from 2006-08 as an assistant coach on the offensive and defensive lines.

Compton was a standout offensive lineman at West Virginia University from 1989-92. He was a three-year starter at center and was a consensus All-America selection (United Press International, Kodak, Walter Camp, Playboy, Football News) as a senior in 1992. Following his senior season he was selected to play in the Blue-Gray and Kodak Hula Bowl, and was given the NCAA's Top 6 Award. He was a two-time All-BIG EAST selection and was also recognized for his academic excellence as a two-time first team GTE/CoSIDA Academic All-America honoree. Compton was given the Ira E. Rogers Award in 1991 and 1992, and was named the "Red" Brown Cup Award as the top male athlete at WVU in 1992. He was inducted into the WVU Hall of Fame in 2005.

Compton was drafted by the Detroit Lions in the third round (68th overall pick) in 1993. He spent his first eight seasons with the Lions, which included blocking for Barry Sanders during his 2,053-yard rushing season in 1997. He then spent three seasons with the New England Patriots from 2001-04 and was a member of two Super Bowl winning teams in 2001 and 2003. He finished his 12-year NFL career with the Jacksonville Jaguars in 2005.

Compton is the father of three children, Jessica, Josh and Sarah, and is married to Letonya Compton.

# POSITION COACHES



## Demetrius Coley Defensive Line Coach

Demetrius Coley is in his fourth season as the defensive line coach and his third as the football program's strength and conditioning coordinator at UVa-Wise.

Coley's defensive front has ranked among the best in the league since his arrival. Last fall, UVa-Wise ranked third in the Mountain East Conference in total defense while ranking 19th nationally in total defense.

In 2017, the Cavs led the conference and ranked 11th nationally in sacks with 36. Defensive lineman Ben Funny collected seven of the sacks en route to All-MEC accolades.

Three years ago, Coley was part of a defensive coaching staff that ranked second in the MEC and set a program record for fewest rushing yards allowed per game at 100.1.

Coley came to UVa-Wise after spending the 2015 season as the running backs coach at Warren Central High School in Bowling Green, Ky.

A Bay Minette, Ala. native, Coley was a three-year starter at Western Kentucky University where he aided the team to its first bowl win in program history. The Big Red was bowl eligible for all four seasons during his career. Coley spent time at running back, fullback and tight end during his collegiate career.

Coley obtained a bachelor's degree in criminology from Western Kentucky in 2014.



## Phil Robbins Chief of Staff

Phil Robbins is in his fourth year serving as Chief of Staff for the Highland Cavaliers football program.

Previously, Robbins spent five years as the program's equipment manager. In his current capacity, he will oversee day-to-day operations of the football program while assisting with travel, budget and high school relations.

He spent 45 years coaching football in Virginia serving as the head football and track and field coach at

John Battle, Christiansburg and Powell Valley High Schools.

The longest tenure was at Powell Valley where in 28 years he won 15 district, 15 regional and seven state titles while finishing state runner up in 2004 as the head football coach. Robbins also won a pair of state track crowns in 1994 and 2002.

Robbins retired in 2010 with 307 victories ranking inside the top five in Virginia High School League history.

He and his wife Patty have three children: Andy, Wes and Brad.

The couple is blessed with multiple grandchildren and great-grandchildren whom they love dearly.



## Brandon Merchant Safeties Coach

In his second season with the Cavaliers, Brandon Merchant serves as the program's recruiting coordinator and safeties coach. A native of Fairhope, Ala., Merchant previously served as the school's assistant offensive line coach where he was responsible for the weekly scouting report and assisted in all facets of offensive line play.

As recruiting coordinator, Merchant helped with the signing of 28 student-athletes last signing day while continuing to oversee recruiting efforts.

Prior to arriving at UVa-Wise, the coach was an undergraduate assistant at South Alabama where he worked with defensive backs and assisted coaches in preparing weekly game planning

Merchant graduated from South Alabama with a bachelor's degree in history in 2018.



## Josh Compton Special Teams/ Defensive Ends

Josh Compton is in his first season as an assistant coach at UVa-Wise. A Richlands, Va. native and the son of offensive line coach Mike Compton, Josh Compton will be in charge of special teams and defensive ends in 2019.

The younger Compton was all-state in both football and baseball during his prep career at Richlands High School before playing two seasons at NCAA Division II Fairmont State University.

With the Fighting Falcons, Compton started 10 games at tight end and long snapper as a freshman before making the move to linebacker in his second season. From there, he transferred to Emory & Henry College where he earned all-conference accolades while serving as team captain for the Wasps.

After his playing career, Compton spent two years as a defensive assistant for Emory & Henry before coming to UVa-Wise.

## POSITION COACHES



### **Justin Snyder** Runnings Back Coach

Justin Snyder is in his second season coaching running backs at UVa-Wise. A year ago, the Cavs rushed for 1,219 yards and eight touchdowns as the school had an all-conference running back.

The Jonesborough, Tenn. native came to the College after a four-year career at Cumberland University in Lebanon, Tenn. where he started 16 games behind center for the Phoenix.

At Cumberland, Snyder passed for nearly 4,000 yards and 25 touchdowns while adding 13 rushing touchdowns during his collegiate career.

A three-sport athlete at Science Hill High School in Johnson City, Tenn., Snyder helped the Hilltoppers to their first playoff win in football in a decade during his prep career. As a wrestler, he was a three-time region champion and qualified for the state tournament all four years.

He obtained a bachelor's degree in health and human performance from Cumberland in 2017.



### **Killian Markworth** Tight Ends Coach

Killian Markworth is in his first season as the tight ends coach at UVa-Wise. A native of Wisconsin, Markworth was an accomplished athlete as he aided Arrowhead Union High School to a state title and a top 50 ranking nationally before playing collegiately at Millikin (Ill.).

At Millikin, Markworth was a four-year letter winner where he played fullback, tight end and defensive tackle while also serving as a member of the student-athlete advisory council.

He began his coaching career at Millikin after exhausting his eligibility as he worked with the program's tackles, tight ends and fullbacks.

After graduating from Millikin in 2017, Markworth moved on to Morehead State where he spent time as assistant offensive line coach and tight ends coach before venturing to UVa-Wise.



### **Quintin Hunter** Wide Receivers Coach

Quintin Hunter is in his first season as a wide receivers coach at UVa-Wise after spending the last five seasons at nearby Emory and Henry College.

Hunter was a three-year letterman on the gridiron for James Madison University after transferring from the University of Virginia following his freshman season before beginning his coaching career.

At Emory and Henry, Hunter spent three seasons as the Wasps' running back coach where he aided an offensive attack that averaged 190 yards per game on the ground and 4.7 yards per carry. Under his watch as running backs coach, a pair of student-athletes garnered all-conference honors.

Hunter then made the move to offensive coordinator where Emory and Henry averaged over 32 points and 420 yards per game during his two seasons in the position. A year ago, the Wasps tallied 37.3 points per game after averaging 472 yards a contest during the 2017 campaign.

The coach completed his bachelor's degree in sport management from James Madison University in 2013.

# 2019 UVA-WISE ALPHABETICAL ROSTER

No	NAME	POS	HT	WT	YR	HOMETOWN / LAST SCHOOL
26	Anderson, J'Quan	RB	5-10	200	So.	Charlottesville, Va. / Glenville State College
18	Anderson, Mykael	WR	5-10	165	Fr.	Chesterfield, Va. / L.C. Bird H.S.
52	Anderson-Phillips, Mateo	OL	6-4	305	Jr.	McLean, Va. / Marshall H.S.
3	Barnes, Jaylen	DB	5-11	170	So.	Henrico, Va. / Hermitage H.S.
85	Basco, Daryian	K	5-8	180	Sr.	Suwanee, Ga. / St. Francis H.S.
36	Battle, Daquan	DB	6-0	180	So.	Fredericksburg, Va. / University of Charleston
39	Bellfield, Da'Jon	LB	6-3	210	Jr.	Alexandria, Va. / West Potomac H.S.
12	Bernard, Tanner	QB	6-2	215	So.	Lynchburg, Va. / Brookville H.S.
21	Braimer, Marquis	DB	5-10	180	Sr.	Suffolk, Va. / Nansemond River H.S.
86	Bratcher, EJ	TE	6-2	250	R-Fr.	Martinsville, Va. / Martinsville H.S.
73	Brown, Micah	OL	6-4	305	So.	Portsmouth, Va. / Churchland H.S.
90	Burgess, Joel	DT	6-1	285	So.	Roanoke, Va. / Hidden Valley H.S.
72	Cannon, Zach	LS	5-11	190	Jr.	Virginia Beach, Va. / Princess Anne H.S.
48	Carter, Mark	WR	6-6	185	Fr.	Zion Crossroads, Va. / Louisa Co. H.S.
62	Chattin, Sam	OL	6-6	295	Fr.	Rocky Mount, Va. / Franklin County H.S.
55	Christian, Drew	OL	6-3	275	Fr.	Kingsport, Tenn. / Dobyns-Bennett H.S.
38	Colbert, Daron	DB	6-2	185	Fr.	Culpeper, Va. / Culpeper H.S.
8	Cooper, Kuantaze	DB	6-0	180	Fr.	Lexington, Ky. / Lafayette H.S.
76	Cottman, Daric	OL	6-2	290	Fr.	Richmond, Va. / Benedictine H.S.
15	Cropp, Garrett	QB	6-2	215	So.	Stafford, Va. / Concord University
63	Dancey, DeMarkus	OL	6-3	270	Fr.	Chesterfield, Va. / L.C. Bird H.S.
42	Dikes, Kreshawn	LB	6-0	235	Jr.	Alexandria, Va. / Texas Wesleyan University
59	Droog, Chase	K	6-0	175	Fr.	Lynchburg, Va. / Rustburg H.S.
34	Felton Jr., AJ	DB	5-8	160	So.	Fredericksburg, Va. / Alabama A&M
11	Felton, Matt	WR	5-9	170	Jr.	Fredericksburg, Va. / James Monroe H.S.
96	Fields, Chavon	DT	6-1	280	So.	Richmond, Va. / Haguenot H.S.
81	Fisher, Jamal	WR	6-1	208	So.	Stafford, Va. / Concord University
24	Gallagher, Malcolm	DB	5-10	175	Fr.	Savannah, Ga. / Centennial H.S.
84	Germain-Minter, Alex	TE	6-2	260	R-Fr.	Williamsburg, Va. / Warhill H.S.
20	Gillespie, Jaevon	RB	5-9	190	Fr.	Greeneville, Tenn. / Greeneville H.S.
12	Gillespie, Jordan	DB	6-0	165	Fr.	Greeneville, Tenn. / Greeneville H.S.
65	Goode, Justin	DL	6-2	230	Fr.	Henrico, Va. / J.R. Tucker H.S.
5	Grant, Caleb	RB	6-0	185	Fr.	Woodbridge, Va. / Woodbridge H.S.
2	Hamilton, Marquis	DB	5-10	190	R-Jr.	Washington, D.C. / Marshall University
22	Harrison, Markel	WR	5-10	165	So.	Vienna, Va. / Marshall H.S.
11	Harty, Bryce	DT	6-4	240	Sr.	Culpeper, Va. / Eastern View H.S.
17	Hau, Sage	QB	5-11	185	So.	Elizabethton, Tenn. / Happy Valley H.S.
5	Henderson, Buster	LB	6-0	185	Sr.	Appomattox, Va. / Appomattox Co. H.S.
10	Henderson, Rahdazz	DE	6-5	245	Sr.	Blairsville, Pa. / Slippery Rock University
93	Hicks, Austin	DE	6-1	225	Fr.	Chester, Va. / Matoaca H.S.
45	Hicks, Austin	LB	6-3	205	So.	Elizabethton, Tenn. / East Tennessee State University
32	Hill, Steven	DB	5-8	188	R-Sr.	Dumfries, Va. / Slippery Rock University
35	Hoffman, Capone	DB	6-2	175	Fr.	Orange, Va. / Culpeper H.S.
41	Howard, Erik	LB	6-0	190	So.	Arlington, Va. / Wakefield H.S.
30	Hudson, Rodney	DB	5-10	195	So.	Williamsburg, Va. / Delaware State University
50	Hughes, CJ	DT	6-2	250	Fr.	Martinsville, Va. / Magna Vista H.S.
25	Ironside, Addison	TE	6-3	225	Fr.	Knoxville, Tenn. / Bearden H.S.
8	Jackson, Jalen	QB	6-0	195	Fr.	Roanoke, Va. / Northside H.S.
9	Jarrett, Keishoen	DE	6-4	215	So.	Warner Robbins, Ga. / Houston Co. H.S.
4	Jefferson, Jahliil	WR	5-8	170	Fr.	Knoxville, Tenn. / The Webb School
23	Jenkins, Logan	DB	5-11	175	So.	Culpeper, Va. / Eastern View H.S.
87	Jeter, Jordan	WR	6-2	195	So.	Richmond, Va. / Meadowbrook H.S.
24	Johnson, Jacoby	RB	5-10	210	Fr.	Jacksonville, N.C. / Southwest Onslow H.S.
46	Jones, Veronta	LB	6-0	195	So.	Lorton, Va. / South County H.S.
33	Kasteckas, Paulie	LB	6-3	215	Fr.	Rabun Gap, Ga. / Midwestern Preparatory Academy
61	Kiser, Brendan	OL	6-2	310	Fr.	Roanoke, Va. / Northside H.S.
99	Knowles-Tener, Rondre	DT	6-0	295	Jr.	Freeport, Bahamas / James Madison University
54	Krupsky, Christian	OL	6-2	275	Fr.	Mountain City, Tenn. / Johnson Co. H.S.
71	Kruszewski, Kyle	OL	6-4	290	So.	Standardsville, Va. / William Monroe H.S.
6	Lambert, Terrence	RB	6-0	185	So.	Suffolk, Va. / Troy University
95	Lane, Bramon	DT	6-2	310	Fr.	Stafford, Va. / North Stafford H.S.
14	Lewis, Roderick	DB	5-10	165	Fr.	Knoxville, Tenn. / The Webb School
4	Mann, Demetrius	DB	5-9	175	Jr.	Tampa, Fla. / Eastern Kentucky University
7	Marks, Eli	WR	6-1	195	R-Jr.	Culpeper, Va. / Culpeper H.S.
79	Martin, Ievan	OL	6-3	280	So.	Jonesboro, Tenn. / David Crockett H.S.
77	McBride, Sage	OL	6-6	300	Jr.	Danville, Va. / Tunstall H.S.
80	Mcneil III, JJ	WR	6-3	190	Fr.	Montross, Va. / Washington & Lee H.S.
58	Meade, Justin	OL	6-1	280	Fr.	Richmond, Va. / J.R. Tucker H.S.
15	Morris, Trevor	LB	6-3	210	So.	North Chesterfield, Va. / James River H.S.
23	Muhanyi, Franklin	TE	6-1	225	So.	Falls Church, Va. / JEB Stuart H.S.
68	Mullins, Taylor	LS	6-1	215	R-Fr.	Norton, Va. / J.I. Burton H.S.
2	Newton, Darrien	WR	5-9	155	So.	Mount Vernon, Va. / Mount Vernon H.S.
7	O'Bryan, Drew	LB	6-3	230	Jr.	Ashland, Ky. / Eastern Kentucky University
9	Parks, Bryson	WR	6-3	180	Fr.	Jackson, Ky. / Hazard H.S.
51	Peake, Alex	OL	6-4	305	Fr.	Chilhowie, Va. / Chilhowie H.S.
83	Phillips, Seth	TE	6-2	215	So.	Independence, Va. / Grayson Co. H.S.
3	Pritchett, Chris	WR	5-10	180	Jr.	Fredericksburg, Va. / Shepherd University
43	Procter, Noah	DB	5-11	170	Fr.	Gainesville, Va. / Eastern View H.S.
53	Rector, Collin	LB	5-10	190	Fr.	Lynchburg, Va. / Brookville H.S.
13	Redwine, Lendon	QB	6-4	200	Fr.	Gate City, Va. / Dobyns-Bennett H.S.
21	Revel, Shaheim	RB	5-9	180	Fr.	Winston-Salem, N.C. / Reynolds H.S.
75	Ross, Roderick	OL	6-2	290	Fr.	Martinsville, Va. / Magna Vista H.S.
91	Rowser, Michael	DE	6-3	200	So.	Wauwatosa, Wis. / Wauwatosa West H.S.

## Year-by-Year Records

1991.....	2-6
1992.....	3-7
1993.....	6-4
1994.....	6-4
1995.....	10-2
1996.....	10-1
1997.....	6-3
1998.....	4-5
1999.....	6-3
2000.....	3-7
2001.....	6-4
2002.....	3-7
2003.....	3-8
2004.....	3-8
2005.....	4-7
2006.....	8-3
2007.....	9-2
2008.....	8-3
2009.....	5-6
2010.....	3-8
2011.....	5-6
2012.....	3-8
2013.....	2-9
2014.....	2-9
2015.....	1-10
2016.....	6-5
2017.....	5-6
2018.....	4-6



66	Sellers, Tristin	OL	6-2	290	Sr.	Milledgeville, Ga. / Hickory H.S.
19	Sharfi, Muntsier	WR	6-3	220	Jr.	Manassas, Va. / Stonewall Jackson H.S.
16	Singleton, Kadarius	WR	6-2	185	Fr.	Hopewell, Va. / Hopewell H.S.
6	Smith, Sean	DB	6-1	170	Fr.	Fredericksburg, Va. / Stafford H.S.
1	Tarrer, Marcus	DB	5-11	195	R-Jr.	Richmond, Va. / J.R. Tucker H.S.
10	Taylor, DeQuandre	RB	6-1	225	Fr.	Charlottesville, Va. / Albemarle H.S.
31	Taylor, Patrick	DB	5-10	180	Fr.	Richmond, Va. / Douglas Freeman H.S.
70	Taylor, Tommy	OL	6-3	265	Fr.	Greeneville, Tenn. / Greeneville H.S.
28	Trigg, Bryson	RB	6-0	170	Fr.	Cumming, Ga. / North Forsyth H.S.
49	Tyson, Omar	DT	6-1	240	Fr.	Dinwiddie, Va. / Dinwiddie Co. H.S.
89	Vandyke, Joey	TE	6-2	220	Fr.	Palmyra, Va. / Fluvanna Co. H.S.
47	Vermillion, Drew	P	6-1	200	Fr.	Gate City, Va. / Gate City H.S.
14	Ward, Myles	WR	6-2	215	Fr.	Charlottesville, Va. / Albemarle H.S.
60	Waters, Jayson	OL	5-11	265	So.	Stafford, Va. / Stafford H.S.
25	Wilkins, Caleb	LB	6-0	220	Fr.	Knoxville, Tenn. / Bearden H.S.
20	Williams, Deandre	LB	6-0	220	So.	Richmond, Va. / Monacan H.S.

## 2019 NUMERICAL ROSTER

No	NAME	POS	23	Logan Jenkins	DB	68	Taylor Mullins	LS
1	Marcus Tarrer	DB	23	Franklin Muhanyi	TE	70	Tommy Taylor	OL
1	Aaron Watterson	WR	24	Malcolm Gallagher	DB	71	Kyle Kruzewski	OL
2	Marquis Hamilton	DB	24	Jacoby Johnson	RB	72	Zach Cannon	LS
2	Darrien Newton	WR	25	Addison Ironside	TE	73	Micah Brown	OL
3	Chris Pritchett	WR	25	Caleb Wilkins	LB	75	Roderick Ross	OL
3	Jaylen Barnes	DB	26	J'Quan Anderson	RB	76	Daric Cottman	OL
4	Demetrius Mann	DB	28	Bryson Trigg	RB	77	Sage McBride	OL
4	Jahlil Jefferson	WR	30	Rodney Hudson	DB	79	Ivan Martin	OL
5	Buster Henderson	LB	31	Patrick Taylor	DB	80	JJ Mcneil III	WR
5	Caleb Grant	RB	32	Steven Hill	DB	81	Jamal Fisher	WR
6	Terrence Lambert	RB	33	Paulie Kasteckas	LB	83	Seth Phillips	TE
6	Sean Smith	DB	34	AJ Felton Jr.	DB	84	Alex Germain-Minter	TE
7	Eli Marks	WR	35	Capone Hoffman	DB	85	Daryian Basco	K
7	Drew O'Bryan	LB	36	Daquan Battle	DB	86	EJ Bratcher	TE
8	Kuantaze Cooper	DB	38	Daron Colbert	DB	87	Jordan Jeter	WR
8	Jalen Jackson	QB	39	Da'Jon Bellfield	LB	89	Joey Vandyke	TE
9	Keishoen Jarrett	DE	41	Erik Howard	LB	90	Joel Burgess	DT
9	Bryson Parks	WR	42	Kreshawn Dikes	LB	91	Michael Rowser	DE
10	DeQuandre Taylor	RB	43	Noah Procter	DB	93	Austin Hicks	DE
10	Rahdazz Henderson	DE	45	Austin Hicks	LB	95	Bramon Lane	DT
11	Bryce Harty	DT	46	Veronta Jones	LB	96	Chavon Fields	DT
11	Matt Felton	WR	47	Drew Vermillion	P	99	Rondre Knowles-Tener	DT
12	Tanner Bernard	QB	48	Mark Carter	WR			
12	Jordan Gillespie	DB	49	Omar Tyson	DT			
13	Lendon Redwine	QB	50	CJ Hughes	DT			
14	Roderick Lewis	DB	51	Alex Peake	OL			
14	Myles Ward	WR	52	Mateo Anderson-Phillips	OL			
15	Garrett Cropp	QB	53	Collin Rector	LB			
15	Trevor Morris	LB	54	Christian Krupsky	OL			
16	Kadarius Singleton	WR	55	Drew Christian	OL			
17	Sage Haun	QB	58	Justin Meade	OL			
18	Mykael Anderson	WR	59	Chase Droog	K			
19	Muntsier Sharfi	WR	60	Jayson Waters	OL			
20	Deandre Williams	LB	61	Brendan Kiser	OL			
20	Jaevon Gillespie	RB	62	Sam Chattin	OL			
21	Marquis Braimer	DB	63	DeMarkus Dancey	OL			
21	Shaheim Revel	RB	65	Justin Goode	DL			
22	Markel Harrison	WR	66	Tristin Sellers	OL			

### Pronunciation Guide

Myakel Anderson.....	Michael
Daryian Basco .....	Dare-E-un Bass-Co
Da'Jon Bellfield .....	Day-John
Kuantaze Cooper.....	Kwan-Tess
Marquis Hamilton.....	Mar-Keys
Justin Goode .....	Gewd
Rahdezz Henderson .....	Ra-Dez
Jahlil Jefferson .....	Juh-Ileal
Veronta Jones.....	Ve-Ron-Tay
Paulie Kasteckas.....	Kuh-stah-kus
Kyle Kruzewski .....	Crew-Zoo-Ski
Bramon Lane.....	Bray-Mahn
Ivan Martin .....	Evan
Franklin Muhanyi .....	Moo-Ha-Knee
Muntsier Sharfi .....	Mun-Sear Shar-Fee
Marcus Tarrer.....	Terror
Kadarius Singleton.....	Ka-Dare-E-Us

### Cavaliers By Class

Seniors .....	7
Juniors .....	14
Sophomores.....	29
Freshmen .....	50

### CAVALIERS BY STATE

Virginia .....	71
Tennessee .....	14
Georgia .....	6
Kentucky .....	3
North Carolina.....	2
Washington D.C.....	1
Florida.....	1
Wisconsin.....	1

### UVa-Wise Coaches

Dane Damron .....	Head Coach
Chris Cunningham.....	Defensive Coordinator
Zach Lewis .....	Offensive Coordinator
Demetrius Coley .....	Defensive Line
Mike Compton.....	Offensive Line
Kevin Acciani.....	Defensive Ends
Wes McDermott .....	Linebackers
Killiaian Markworth .....	Tight Ends
Quintin Hunter .....	Wide Receivers
Brandon Merchant .....	Cornerbacks
Quindell Dean.....	Safeties
Justin Snyder.....	Running Backs
Phil Robbins .....	Chief of Staff



# TEAM STATS

## UVa-Wise Football 2019 UVa-Wise Overall Team Statistics (as of Oct 06, 2019) All games

Team Statistics	WISE	OPP
SCORING	81	179
Points Per Game	16.2	35.8
Points Off Turnovers	20	31
FIRST DOWNS	75	113
Rushing	33	70
Passing	36	35
Penalty	6	8
RUSHING YARDAGE	523	1242
Yards gained rushing	699	1394
Yards lost rushing	176	152
Rushing Attempts	181	247
Average Per Rush	2.9	5.0
Average Per Game	104.6	248.4
TDs Rushing	4	13
PASSING YARDAGE	696	972
Comp-Att-Int	82-169-5	65-119-6
Average Per Pass	4.1	8.2
Average Per Catch	8.5	15.0
Average Per Game	139.2	194.4
TDs Passing	5	8
TOTAL OFFENSE	1219	2214
Total Plays	350	366
Average Per Play	3.5	6.0
Average Per Game	243.8	442.8
KICK RETURNS: #-Yards	22-455	15-365
PUNT RETURNS: #-Yards	10-231	14-195
INT RETURNS: #-Yards	6-24	5-119
KICK RETURN AVERAGE	20.7	24.3
PUNT RETURN AVERAGE	23.1	13.9
INT RETURN AVERAGE	4.0	23.8
FUMBLES-LOST	14-8	7-5
PENALTIES-Yards	27-291	35-293
Average Per Game	58.2	58.6
PUNTS-Yards	38-1493	23-787
Average Per Punt	39.3	34.2
Net punt average	33.1	24.2
KICKOFFS-Yards	18-955	31-1640
Average Per Kick	53.1	52.9
Net kick average	32.8	33.4
TIME OF POSSESSION/Game	27:25	32:35
3RD-DOWN Conversions	27/84	30/69
3rd-Down Pct	32%	43%
4TH-DOWN Conversions	9/15	4/8
4th-Down Pct	60%	50%
SACKS BY-Yards	13-79	13-59
MISC YARDS	0	0
TOUCHDOWNS SCORED	12	25
FIELD GOALS-ATTEMPTS	0-2	1-5
ON-SIDE KICKS	0-0	0-0
RED-ZONE SCORES	(6-11) 55%	(16-26) 62%
RED-ZONE TOUCHDOWNS	(6-11) 55%	(15-26) 58%
PAT-ATTEMPTS	(7-10) 70%	(24-25) 96%
ATTENDANCE	3238	19892
Games/Avg Per Game	2/1619	3/6631
Neutral Site Games		0/0

Score by Quarters	1st	2nd	3rd	4th	OT	Total
UVa-Wise	34	8	32	7	0	81
Opponents	49	71	35	24	0	179



# INDIVIDUAL STATS

## UVa-Wise Football 2019 UVa-Wise Overall Individual Statistics (as of Oct 06, 2019) All games

Rushing	gp	att	gain	loss	net	avg	td	lg	avg/g
Terrence Lambert	5	59	264	20	244	4.1	1	62	48.8
J'Quan Anderson	5	56	169	24	145	2.6	1	24	29.0
Darrien Newton	5	12	72	2	70	5.8	1	15	14.0
Shaheim Revel	5	7	46	1	45	6.4	0	17	9.0
Garrett Cropp	3	8	49	5	44	5.5	1	18	14.7
Jahlil Jefferson	5	4	22	0	22	5.5	0	12	4.4
Jaevon Gillespie	2	1	15	0	15	15.0	0	15	7.5
Caleb Grant	2	3	8	0	8	2.7	0	6	4.0
Bryson Trigg	5	2	7	0	7	3.5	0	4	1.4
Buster Henderson	5	1	4	0	4	4.0	0	4	0.8
Lendon Redwine	2	8	19	17	2	0.2	0	7	1.0
TEAM	4	3	0	27	-27	-9.0	0	0	-6.8
Tanner Bernard	4	17	24	80	-56	-3.3	0	13	-14.0
Total	5	181	699	176	523	2.9	4	62	104.6
Opponents	5	247	1394	152	1242	5.0	13	58	248.4

Passing	gp	effic	comp-att-int	pct	yds	td	lg	avg/g
Tanner Bernard	4	103.11	36-75-1	48.0	398	3	53	99.5
Garrett Cropp	3	81.72	28-56-1	50.0	196	1	22	65.3
Lendon Redwine	2	68.19	18-35-3	51.4	102	1	23	51.0
TEAM	4	0.00	0-3-0	0.0	0	0	0	0.0
Total	5	86.96	82-169-5	48.5	696	5	53	139.2
Opponents	5	135.33	65-119-6	54.6	972	8	80	194.4

Receiving	gp	no.	yds	avg	td	lg	avg/g
Jamal Fisher	3	12	121	10.1	0	24	40.3
Seth Phillips	5	12	96	8.0	2	18	19.2
Darrien Newton	5	10	58	5.8	1	19	11.6
Kadarius Singleton	5	6	78	13.0	0	53	15.6
Jahlil Jefferson	5	6	77	12.8	0	27	15.4
Eli Marks	3	6	61	10.2	0	14	20.3
Muntsier Sharfi	4	5	51	10.2	0	15	12.8
Mykael Anderson	5	5	41	8.2	0	23	8.2
Matt Felton	4	5	29	5.8	0	12	7.2
J'Quan Anderson	5	4	2	0.5	0	6	0.4
Markel Harrison	5	3	44	14.7	1	31	8.8
Addison Ironside	5	3	5	1.7	0	6	1.0
Shaheim Revel	5	2	22	11.0	1	22	4.4
Jordan Jeter	3	1	8	8.0	0	8	2.7
Bryson Parks	5	1	7	7.0	0	7	1.4
Terrence Lambert	5	1	-4	-4.0	0	0	-0.8
Total	5	82	696	8.5	5	53	139.2
Opponents	5	65	972	15.0	8	80	194.4

Punt Returns	no.	yds	avg	td	lg
Demetrius Mann	7	217	31.0	2	91
AJ Felton JR	1	2	2.0	0	0
Steven Hill	1	3	3.0	0	0
Marquis Hamilton	1	9	9.0	0	9
Total	10	231	23.1	2	91
Opponents	14	195	13.9	2	68

Interceptions	no.	yds	avg	td	lg
Marquis Hamilton	2	18	9.0	0	18
Demetrius Mann	2	5	2.5	0	5
Drew O'Bryan	1	1	1.0	0	1
Logan Jenkins	1	0	0.0	0	0
Total	6	24	4.0	0	18
Opponents	5	119	23.8	0	79

Kick Returns	no.	yds	avg	td	lg
Shaheim Revel	15	290	19.3	0	27
Marquis Hamilton	5	144	28.8	0	66
Caleb Wilkins	1	17	17.0	0	17
Bryson Trigg	1	4	4.0	0	4
Total	22	455	20.7	0	66
Opponents	15	365	24.3	1	91

Fumble Returns	no.	yds	avg	td	lg
Keishoen Jarett	1	84	84.0	1	84
Total	1	84	84.0	1	84
Opponents	3	61	20.3	1	38



# DEFENSIVE STATS

UVa-Wise Football 2019

UVa-Wise Overall Defensive Statistics (as of Oct 06, 2019)

All games

##	Defensive Leaders	gp	Tackles			tfl/yds	Sacks	Pass defense			Fumbles		blkd	
			ua	a	tot		no-yds	int-yds	brup	qbh	rcv-yds	ff	kick	saf
1D	Marcus Tarrer	5	22	21	43	1.0-2	.	.	3	.	.	.	.	.
45	Austin J. Hicks	5	11	25	36	0.5-1	.	.	1	.	.	.	.	.
5D	Buster Henderson	5	10	21	31	6.0-17	.	.	.	1	.	.	.	.
7D	Drew O'Bryan	4	16	11	27	7.5-21	2-6	1-1	.	3	1-0	1	.	.
23	Logan Jenkins	5	9	17	26	.	.	1-0	2	.	1-0	.	.	.
20	Deandre Williams	5	7	15	22	3.5-5	1-0	.	.	1	.	.	.	.
2D	Marquis Hamilton	5	11	11	22	0.5-0	.	2-18	3	.	.	.	.	.
96	Chavon Fields	5	11	8	19	4.0-30	4-30	.	.	.	.	.	.	.
46	Veronta Jones	5	10	9	19	.	.	.	.	.	.	.	.	.
4D	Demetrius Mann	5	15	3	18	2.0-3	.	2-5	3	.	.	.	1	.
99	Rondre Knowles	5	7	8	15	4.0-23	4-23	.	.	1	.	.	.	.
11	Bryce Harty	5	5	8	13	3.0-10	1-6	.	1	.	.	1	.	.
33	Paulie Kasteckas	5	10	3	13	1.5-5	.	.	.	.	.	.	.	.
39	Da'Jon Bellfield	4	6	6	12	0.5-2	.	.	.	.	.	.	.	.
34	AJ Felton JR	5	5	6	11	1.0-1	.	.	1	.	.	.	2	.
9D	Keishoen Jarett	5	4	6	10	2.0-14	2-14	.	.	1	1-84	.	.	.
21	Marquis Braimer	5	5	3	8	.	.	.	1	.	.	.	.	.
90	Joel Burgess	5	1	5	6	1.0-1	.	.	.	.	.	.	.	.
49	Omar Tyson	3	2	4	6	1.0-3	.	.	.	.	.	.	.	.
30	Rodney Hudson	2	1	4	5	.	.	.	1	.	.	.	.	.
24	Malcolm Gallagher	3	3	2	5	.	.	.	1	.	.	.	.	.
35	Capone Hoffman	5	1	4	5	.	.	.	.	.	.	.	.	.
32	Steven Hill	4	3	1	4	.	.	.	.	.	.	.	.	.
27	Caleb Wilkins	3	3	1	4	2.0-4	.	.	.	.	.	.	.	.
29	FranklinMuhanyi	4	2	1	3	.	.	.	.	.	.	.	.	.
10	Rahdezz Henderson	4	1	2	3	.	.	.	.	1	1-0	.	.	.
3D	Jaylen Barnes	2	2	1	3	.	.	.	.	.	.	.	.	.
53	Collin Rector	3	2	1	3	.	.	.	.	.	.	.	.	.
16	Kadarius Singleton	5	1	1	2	.	.	.	.	.	.	.	.	.
26	J'Quan Anderson	5	1	1	2	.	.	.	.	.	.	.	.	.
18	Mykael Anderson	5	1	1	2	.	.	.	.	.	.	.	.	.
28	Bryson Trigg	5	2	.	2	.	.	.	.	.	.	.	.	.
91	Michael Rowser	3	2	.	2	.	.	.	.	.	.	.	.	.
77	Sage McBride	4	1	.	1	.	.	.	.	.	.	.	.	.
43	Noah Procter	1	.	1	1	.	.	.	.	.	.	.	.	.
93	Austin Hicks	2	.	1	1	.	.	.	.	.	.	.	.	.
93	Austin A. Hicks	1	1	.	1	.	.	.	.	.	.	.	.	.
13	Lendon Redwine	2	.	1	1	.	.	.	.	.	.	.	.	.
90	Bryson Parks	5	1	.	1	.	.	.	.	.	.	.	.	.
76	Daric Cottman	5	.	1	1	.	.	.	.	.	1-0	.	.	.
15	Garrett Cropp	3	1	.	1	.	.	.	.	.	.	.	.	.
19	Muntsier Sharfi	4	1	.	1	.	.	.	.	.	.	.	.	.
41	Erik Howard	3	.	1	1	.	.	.	.	.	.	.	.	.
36	Daquan Battle	3	.	1	1	.	.	.	.	.	.	.	.	.
85	Daryian Basco	4	1	.	1	.	.	.	.	.	.	.	.	.
2B	Shaheim Revel	5	1	.	1	.	.	.	.	.	.	.	.	.
Total		5	199	216	415	41-142	13-79	6-24	17	8	5-84	2	3	.
Opponents		5	167	208	375	38-134	13-59	5-119	23	18	8-61	9	1	1



# RED-ZONE STATS + 3RD AND 4TH DOWN STATS

## UVa-Wise Football 2019 UVa-Wise Red-Zone Results (as of Oct 06, 2019) All games

### UVa-Wise Inside Opponent Red-Zone

Date	Opponent	Score	Times In RZ	Times Scored	Total Pts	Rush TDs	Pass TDs	FGs Made	Failed to score inside RZ							
									FGA	Down	Int	Fumb	Half	Game		
Sep 07, 2019	CHOWAN UNIVERSITY	W 40-22	4	3	20	3	1	2	0	1	0	0	0	0	0	
Sep 14, 2019	at Tennessee Tech	L 14-31	1	1	7	1	1	0	0	0	0	0	0	0	0	
Sep 21, 2019	MARS HILL	L 14-21	4	1	7	1	1	0	0	1	1	0	1	0	0	
Sep 28, 2019	at Carson-Newman	L 7-42	1	0	0	0	0	0	0	0	0	1	0	0	0	
Oct 05, 2019	at Lenoir-Rhyne	L 6-63	1	1	6	1	0	1	0	0	0	0	0	0	0	
Totals			11	6	40	6	3	3	0	2	1	1	1	1	0	0
6 of 11 (54.5%)																

### Opponents Inside UVa-Wise Red-Zone

Date	Opponent	Score	Times In RZ	Times Scored	Total Pts	Rush TDs	Pass TDs	FGs Made	Failed to score inside RZ							
									FGA	Down	Int	Fumb	Half	Game		
Sep 07, 2019	CHOWAN UNIVERSITY	W 40-22	6	3	20	3	2	1	0	0	1	1	1	1	0	0
Sep 14, 2019	at Tennessee Tech	L 14-31	5	3	17	2	2	0	1	0	0	0	1	1	1	0
Sep 21, 2019	MARS HILL	L 14-21	5	2	14	2	1	1	0	2	0	1	0	0	0	0
Sep 28, 2019	at Carson-Newman	L 7-42	4	3	21	3	3	0	0	0	0	0	0	0	1	0
Oct 05, 2019	at Lenoir-Rhyne	L 6-63	6	5	35	5	3	2	0	0	0	0	0	0	1	0
Totals			26	16	107	15	11	4	1	2	1	2	2	2	3	0
16 of 26 (61.5%)																

## UVa-Wise Football 2019 UVa-Wise By-Quarter Statistics (as of Oct 06, 2019) All games

### 3rd-Down Conversions

Date	Opponent	Score	Overall		1st Qtr		2nd Qtr		3rd Qtr		4th Qtr		Overtime	
Sep 07, 2019	CHOWAN UNIVERSITY	W 40-22	6-13	46.2	1-3	33.3	2-4	50.0	2-3	66.7	1-3	33.3		
Sep 14, 2019	at Tennessee Tech	L 14-31	8-21	38.1	2-6	33.3	2-4	50.0	4-7	57.1	0-4	0.0		
Sep 21, 2019	MARS HILL	L 14-21	4-17	23.5	0-3	0.0	1-5	20.0	0-3	0.0	3-6	50.0		
Sep 28, 2019	at Carson-Newman	L 7-42	6-17	35.3	1-5	20.0	3-7	42.9	1-2	50.0	1-3	33.3		
Oct 05, 2019	at Lenoir-Rhyne	L 6-63	3-16	18.8	1-6	16.7	0-4	0.0	2-5	40.0	0-1	0.0		
UVa-Wise			27-84	32.1	5-23	21.7	8-24	33.3	9-20	45.0	5-17	29.4	0-0	0.0
Opponents			30-69	43.5	2-10	20.0	7-20	35.0	8-16	50.0	13-23	56.5	0-0	0.0

### 4th-Down Conversions

Date	Opponent	Score	Overall		1st Qtr		2nd Qtr		3rd Qtr		4th Qtr		Overtime	
Sep 07, 2019	CHOWAN UNIVERSITY	W 40-22	1-1	100.0	0-0	0.0	0-0	0.0	1-1	100.0	0-0	0.0		
Sep 14, 2019	at Tennessee Tech	L 14-31	2-4	50.0	1-1	100.0	0-1	0.0	0-0	0.0	1-2	50.0		
Sep 21, 2019	MARS HILL	L 14-21	2-4	50.0	0-0	0.0	0-0	0.0	0-1	0.0	2-3	66.7		
Sep 28, 2019	at Carson-Newman	L 7-42	3-3	100.0	1-1	100.0	1-1	100.0	0-0	0.0	1-1	100.0		
Oct 05, 2019	at Lenoir-Rhyne	L 6-63	1-3	33.3	0-0	0.0	0-1	0.0	1-1	100.0	0-1	0.0		
UVa-Wise			9-15	60.0	2-2	100.0	1-3	33.3	2-3	66.7	4-7	57.1	0-0	0.0
Opponents			4-8	50.0	0-2	0.0	2-2	100.0	1-1	100.0	1-3	33.3	0-0	0.0

### Time of Possession

Date	Opponent	Score	Overall		1st Qtr		2nd Qtr		3rd Qtr		4th Qtr		Overtime	
Sep 07, 2019	CHOWAN UNIVERSITY	W 40-22	22:47		5:20		5:07		6:08		6:12			
Sep 14, 2019	at Tennessee Tech	L 14-31	32:41		10:16		7:22		9:19		5:44			
Sep 21, 2019	MARS HILL	L 14-21	27:44		6:01		9:00		5:28		7:15			
Sep 28, 2019	at Carson-Newman	L 7-42	25:42		8:16		7:51		4:16		5:19			
Oct 05, 2019	at Lenoir-Rhyne	L 6-63	28:10		9:04		6:15		10:19		2:32			
UVa-Wise			Total	137:04	38:57		35:35		35:30		27:02		0:00	
UVa-Wise			Avg.	27:24	7:47		7:07		7:06		5:24		0:00	
Opponents			Total	162:56	36:03		39:25		39:30		47:58		0:00	
Opponents			Avg.	32:35	7:12		7:53		7:54		9:35		0:00	



# CHOWAN BOX SCORE

## Quickie Statistics (Final) Chowan University vs UVa-Wise (Sep 07, 2019 at Wise, Va.)

	CU	WISE
Score	22	40
<b>FIRST DOWNS</b>	23	17
<b>RUSHES-YARDS (NET)</b>	49-233	36-161
<b>PASSING YDS (NET)</b>	184	142
Passes Att-Comp-Int	30-18-1	24-13-0
<b>TOTAL OFFENSE PLAYS-YARDS</b>	79-417	60-303
Fumble Returns-Yards	0-0	1-84
Punt Returns-Yards	2-30	2-103
Kickoff Returns-Yards	8-134	3-98
Interception Returns-Yards	0-0	1-5
Punts (Number-Avg)	5-36.0	5-33.6
Fumbles-Lost	2-1	3-0
Penalties-Yards	9-95	9-81
Possession Time	37:13	22:47
Third-Down Conversions	10 of 18	6 of 13
Fourth-Down Conversions	0 of 2	1 of 1
Red-Zone Scores-Chances	3-6	3-4

### Chowan University

Rushing	No.	Gain	Loss	Net	TD	Lg	Avg
Imeek Watkins	3	64	0	64	0	58	21.3
Deshawn Wethington	9	64	2	62	0	16	6.9
Tyrell Freeman	11	67	5	62	1	19	5.6
Brandon Hughes	5	23	0	23	0	11	4.6

Passing	C-A-I	Yds	TD	Long	Sack
Bryce Witt	15-23-1	170	0	36	3
Jayden Riley	3-7-0	14	1	8	0

Receiving	No.	Yards	TD	Long
Imeek Watkins	4	42	0	36
Adrian McNeil	4	30	0	17
Tyrell Freeman	3	28	0	11
Sam Dunn	2	40	0	24

Punting	No.	Yds	Avg	Long	In20	TB
John Kight	5	180	36.0	40	1	0

Punt Returns	No.	Yards	TD	Long
Imeek Watkins	2	30	0	23

Kick Returns	No.	Yards	TD	Long
Torrance Brumfiel	6	101	0	44
Kourtney Johnson	1	25	0	25

Tackles	UA-A	Total	Sacks	TFL
Connor O'Brien	5-7	12	0	0.0
Colby Scott	4-3	7	0	1.0
Merrix Hart	2-4	6	0	0.0
Calvin Stephens	5-0	5	0	0.0

### UVa-Wise

Rushing	No.	Gain	Loss	Net	TD	Lg	Avg
Terrence Lambert	12	102	3	99	1	62	8.2
J'Quan Anderson	16	51	0	51	1	14	3.2
Darrien Newton	2	24	0	24	0	15	12.0
TEAM	1	0	5	-5	0	0	-5.0

Passing	C-A-I	Yds	TD	Long	Sack
Tanner Bernard	13-23-0	142	2	24	1
TEAM	0-1-0	0	0	0	0

Receiving	No.	Yards	TD	Long
Jamal Fisher	4	47	0	24
Muntsier Sharfi	3	23	0	14
Darrien Newton	2	31	1	19
Seth Phillips	2	23	1	18

Punting	No.	Yds	Avg	Long	In20	TB
Drew Vermillion	5	168	33.6	41	1	0

Punt Returns	No.	Yards	TD	Long
Demetrius Mann	2	103	1	91

Kick Returns	No.	Yards	TD	Long
Shaheim Revel	1	15	0	15
Caleb Wilkins	1	17	0	17

Tackles	UA-A	Total	Sacks	TFL
Marcus Tarrer	6-4	10	0	0.0
Austin J. Hicks	1-7	8	0	0.0
Marquis Hamilton	3-3	6	0	0.0
Bryce Harty	2-4	6	0	0.0

Qtr	Time	Scoring Play	V-H
1st	12:35	WISE - Seth Phillips 5 yd pass from Tanner Bernard (Daryian Basco kick), 6-33 2:25	0 - 7
	01:13	WISE - Keishoen Jarett 84 yd fumble recovery (Daryian Basco kick failed)	0 - 13
2nd	14:37	WISE - Demetrius Mann 91 yd punt return (Darrien Newton pass from Tanner Bernard)	0 - 21
	08:44	CU - Jason Jones safety	2 - 21
	03:41	CU - Tyrell Freeman 4 yd run (Jackson Brooks kick blockd), 10-80 4:53	8 - 21
3rd	12:18	WISE - Terrence Lambert 62 yd run (Daryian Basco kick blockd), 1-62 0:10	8 - 27
	09:43	CU - Bryce Witt 10 yd run (Jackson Brooks kick), 6-82 2:30	15 - 27
	06:33	WISE - Darrien Newton 19 yd pass from Tanner Bernard (Chase Droog kick failed), 8-52 3:05	15 - 33
	02:14	WISE - J'Quan Anderson 3 yd run (Daryian Basco kick), 10-77 2:48	15 - 40
4th	05:06	CU - Kobe Chavis 8 yd pass from Jayden Riley (Jackson Brooks kick), 9-41 2:52	22 - 40



# TENNESSEE TECH BOX SCORE

Quickie Statistics (Final)  
 UVa-Wise vs Tennessee Tech (Sep 14, 2019 at Cookeville, Tenn.)

	WISE	TTU
Score	14	31
<b>FIRST DOWNS</b>	16	16
<b>RUSHES-YARDS (NET)</b>	48-80	43-138
<b>PASSING YDS (NET)</b>	146	163
Passes Att-Comp-Int	33-17-0	21-11-2
<b>TOTAL OFFENSE PLAYS-YARDS</b>	81-226	64-301
Fumble Returns-Yards	0-0	3-61
Punt Returns-Yards	2-43	2-2
Kickoff Returns-Yards	6-86	2-120
Interception Returns-Yards	2-0	0-0
Punts (Number-Avg)	8-39.2	5-35.2
Fumbles-Lost	4-4	3-3
Penalties-Yards	5-36	3-25
Possession Time	32:41	27:19
Third-Down Conversions	8 of 21	4 of 13
Fourth-Down Conversions	2 of 4	1 of 2
Red-Zone Scores-Chances	1-1	3-5

## UVa-Wise

Rushing	No.	Gain	Loss	Net	TD	Lg	Avg
Terrence Lambert	22	89	5	84	0	12	3.8
Anderson,J'Quan	8	35	6	29	0	24	3.6
Newton,Darrien	4	19	2	17	1	7	4.2
Jaevon Gillespie	1	15	0	15	0	15	15.0

Passing	C-A-I	Yds	TD	Long	Sack
Bernard,Tanner	15-29-0	141	1	31	5
Garrett Cropp	2-4-0	5	0	4	1

Receiving	No.	Yards	TD	Long
Phillips,Seth	3	24	0	12
Fisher,Jamal	3	23	0	12
Jahlil Jefferson	3	23	0	16
Newton,Darrien	3	12	0	10

Punting	No.	Yds	Avg	Long	In20	TB
Drew Vermillion	8	314	39.2	53	0	0

Punt Returns	No.	Yards	TD	Long
Demetrius Mann	1	40	0	40
Hill,Steven	1	3	0	0

Kick Returns	No.	Yards	TD	Long
Revel,Shaheim	3	62	0	24
Marquis Hamilton	2	20	0	12

Tackles	UA-A	Total	Sacks	TFL
Buster Henderson	2-8	10	0	2.5
O'Brien,Drew	3-6	9	1	3.0
Hicks,Austin J.	3-5	8	0	0.0
Tarrer,Marcus	3-5	8	0	1.0

## Tennessee Tech

Rushing	No.	Gain	Loss	Net	TD	Lg	Avg
GIST, David	17	99	5	94	1	23	5.5
GOLDSMITH, Andr	12	46	6	40	0	10	3.3
JONES, John	1	12	0	12	0	12	12.0
FLEMING, Metriu	3	6	1	5	0	5	1.7

Passing	C-A-I	Yds	TD	Long	Sack
FISHER, Bailey	11-21-2	163	0	36	5

Receiving	No.	Yards	TD	Long
FLEMING, Metriu	3	65	0	27
STAFFORD, Darri	2	45	0	36
CROSS, Quinton	2	9	0	11
KILPATRICK, Tav	1	22	0	22

Punting	No.	Yds	Avg	Long	In20	TB
ALBERTS, Blake	2	74	37.0	37	0	0
MAYNARD, Luke	2	75	37.5	41	1	0

Punt Returns	No.	Yards	TD	Long
CARTER, Tai	1	0	0	0
HUNER, Seth	1	2	0	2

Kick Returns	No.	Yards	TD	Long
FLEMING, Metriu	1	91	1	91
HUNER, Seth	1	29	0	29

Tackles	UA-A	Total	Sacks	TFL
MOORE, Aderick	2-8	10	1	1.0
FAYNE, Shannon	2-5	7	0	0.0
CARLISLE, Seth	0-7	7	0	0.5
SWAYZE, Adam	2-4	6	0	0.0

Qtr	Time	Scoring Play	V-H
1st	01:35	WISE - Newton,Darrien 7 yd run (Basco,Daryian kick), 9-70 3:40	7 - 0
	01:22	TTU - FLEMING, Metriu 91 yd kickoff return (PARKER, Devin kick)	7 - 7
2nd	08:03	TTU - GIST, David 1 yd run (PARKER, Devin kick), 9-57 4:34	7 - 14
	07:20	TTU - CARTER, Tai 12 yd fumble recovery (PARKER, Devin kick)	7 - 21
	00:35	TTU - FISHER, Bailey 1 yd run (PARKER, Devin kick), 10-68 2:33	7 - 28
3rd	05:02	WISE - Harrison,Markel 31 yd pass from Bernard,Tanner (Basco,Daryian kick), 8-62 2:25	14 - 28
4th	10:10	TTU - PARKER, Devin 24 yd field goal, 4-3 0:43	14 - 31



# MARS HILL BOX SCORE

Quickie Statistics (Final)  
Mars Hill vs UVa-Wise (Sep 21, 2019 at Wise, Va.)

	MARSHILL	WISE
Score	21	14
<b>FIRST DOWNS</b>	23	19
<b>RUSHES-YARDS (NET)</b>	32-51	36-120
<b>PASSING YDS (NET)</b>	430	210
Passes Att-Comp-Int	43-22-1	44-16-1
<b>TOTAL OFFENSE PLAYS-YARDS</b>	75-481	80-330
Fumble Returns-Yards	0-0	0-0
Punt Returns-Yards	4-16	5-78
Kickoff Returns-Yards	2-25	3-67
Interception Returns-Yards	1-21	1-18
Punts (Number-Avg)	8-29.6	7-44.9
Fumbles-Lost	2-1	3-2
Penalties-Yards	11-66	8-79
Possession Time	32:16	27:44
Third-Down Conversions	3 of 14	4 of 17
Fourth-Down Conversions	2 of 2	2 of 4
Red-Zone Scores-Chances	2-5	1-4

## Mars Hill

Rushing	No.	Gain	Loss	Net	TD	Lg	Avg
Christopher Roberts	16	64	4	60	0	10	3.8
Collin Sneed	1	3	0	3	0	3	3.0
Rolous Frazier	2	4	2	2	0	4	1.0
Craig Rucker	2	2	0	2	0	1	1.0

Passing	C-A-I	Yds	TD	Long	Sack
Jimmy Urzua	21-41-1	403	2	80	3
Javon Harbison	1-2-0	27	0	27	0

Receiving	No.	Yards	TD	Long
Craig Rucker	12	185	0	40
Javon Harbison	4	102	1	42
Christopher Roberts	2	19	0	11
Ty Snelson	1	80	1	80

Punting	No.	Yds	Avg	Long	In20	TB
Tanner Fox	7	237	33.9	47	2	0
Garrett Clark	1	0	0.0	0	0	0

Punt Returns	No.	Yards	TD	Long
Craig Rucker	4	16	0	17

Kick Returns	No.	Yards	TD	Long
Tyler Ferguson	2	25	0	17

Tackles	UA-A	Total	Sacks	TFL
Nigel Bowden	6-5	11	1	2.0
Dj Morgan	3-4	7	0	1.0
Carl Robertgeau	4-2	6	0	0.0
Cameron Wrice	3-2	5	0	0.0

## UVa-Wise

Rushing	No.	Gain	Loss	Net	TD	Lg	Avg
Shaheim Revel	4	28	0	28	0	12	7.0
Terrence Lambert	11	33	7	26	0	9	2.4
Garrett Cropp	2	24	0	24	1	18	12.0
J'Quan Anderson	10	34	12	22	0	11	2.2

Passing	C-A-I	Yds	TD	Long	Sack
Tanner Bernard	7-21-0	109	0	53	1
Garrett Cropp	9-21-1	101	0	17	0

Receiving	No.	Yards	TD	Long
Jamal Fisher	5	51	0	14
Seth Phillips	5	39	0	15
Jahlil Jefferson	2	44	0	27
Darrien Newton	2	11	0	11

Punting	No.	Yds	Avg	Long	In20	TB
Drew Vermillion	7	314	44.9	56	4	1

Punt Returns	No.	Yards	TD	Long
Demetrius Mann	3	67	1	48
Marquis Hamilton	1	9	0	9

Kick Returns	No.	Yards	TD	Long
Shaheim Revel	2	43	0	22
Marquis Hamilton	1	24	0	24

Tackles	UA-A	Total	Sacks	TFL
Drew O'Bryan	5-1	6	1	1.5
Austin J. Hicks	3-3	6	0	0.0
Buster Henderson	1-5	6	0	1.5
Marcus Tarrer	4-1	5	0	0.0

Qtr	Time	Scoring Play	V-H
1st	03:58	MARSHILL - Javon Harbison 9 yd pass from Jimmy Urzua (Tanner Fox kick), 6-80 2:27	7 - 0
	00:49	WISE - Demetrius Mann 48 yd punt return (Daryian Basco kick)	7 - 7
2nd	06:23	MARSHILL - Ty Snelson 80 yd pass from Jimmy Urzua (Tanner Fox kick), 1-80 0:17	14 - 7
3rd	09:15	MARSHILL - Jimmy Urzua 1 yd run (Tanner Fox kick), 12-86 4:07	21 - 7
4th	05:09	WISE - Garrett Cropp 6 yd run (Daryian Basco kick), 13-96 5:11	21 - 14



# CARSON NEWMAN BOX SCORE

## Quickie Statistics (Final) UVa-Wise vs Carson-Newman (Sep 28, 2019 at Jefferson City, TN)

	WISE	C-N
Score	7	42
<b>FIRST DOWNS</b>	14	29
<b>RUSHES-YARDS (NET)</b>	26-68	67-464
<b>PASSING YDS (NET)</b>	127	93
Passes Att-Comp-Int	39-21-2	10-6-1
<b>TOTAL OFFENSE PLAYS-YARDS</b>	65-195	77-557
Fumble Returns-Yards	0-0	0-0
Punt Returns-Yards	1-7	2-10
Kickoff Returns-Yards	5-135	1-28
Interception Returns-Yards	1-0	2-72
Punts (Number-Avg)	8-42.4	3-41.0
Fumbles-Lost	1-1	0-0
Penalties-Yards	0-0	9-92
Possession Time	25:42	34:18
Third-Down Conversions	6 of 17	8 of 13
Fourth-Down Conversions	3 of 3	1 of 1
Red-Zone Scores-Chances	0-1	3-4

### UVa-Wise

Rushing	No.	Gain	Loss	Net	TD	Lg	Avg
J'Quan Anderson	10	31	3	28	0	17	2.8
Garrett Cropp	4	21	1	20	0	14	5.0
Bryson Trigg	2	7	0	7	0	4	3.5
Terrence Lambert	4	7	0	7	0	4	1.8

Passing	C-A-I	Yds	TD	Long	Sack
Garrett Cropp	17-31-0	90	1	22	1
Lendon Redwine	3-6-1	31	0	23	1

Receiving	No.	Yards	TD	Long
J'Quan Anderson	4	2	0	6
Eli Marks	3	27	0	14
Kadarius Singleton	3	10	0	4
Mykael Anderson	2	25	0	23

Punting	No.	Yds	Avg	Long	In20	TB
Drew Vermillion	8	339	42.4	68	2	1

Punt Returns	No.	Yards	TD	Long
Demetrius Mann	1	7	0	7

Kick Returns	No.	Yards	TD	Long
Shaheim Revel	4	101	0	27
Marquis Hamilton	1	34	0	34

Tackles	UA-A	Total	Sacks	TFL
Buster Henderson	5-5	10	0	1.0
Logan Jenkins	4-4	8	0	0.0
Marcus Tarrer	4-4	8	0	0.0
Veronta Jones	3-5	8	0	0.0

### Carson-Newman

Rushing	No.	Gain	Loss	Net	TD	Lg	Avg
Derrick Evans	21	165	25	140	1	53	6.7
Marcus Williams	3	75	0	75	1	54	25.0
Toot Johnson	13	75	0	75	0	12	5.8
Troy Dendy	6	53	0	53	2	18	8.8

Passing	C-A-I	Yds	TD	Long	Sack
Derrick Evans	4-8-1	74	2	29	2
T. Thackerson	2-2-0	19	0	16	0

Receiving	No.	Yards	TD	Long
Romain Kelly	2	40	1	29
B. Westfield	1	28	1	28
Ryan Randall	1	16	0	16
Antonio Wimbush	1	6	0	6

Punting	No.	Yds	Avg	Long	In20	TB
Nate Craft	3	123	41.0	48	1	0

Punt Returns	No.	Yards	TD	Long
Desmond Fairell	2	10	0	6

Kick Returns	No.	Yards	TD	Long
Ray Artybridge	1	28	0	28

Tackles	UA-A	Total	Sacks	TFL
Darius Williams	7-5	12	0	2.0
Rondrow Peebles	3-6	9	0	1.5
Damarkus Jones	2-6	8	0	0.5
DD Brooks	2-3	5	0	0.0

Qtr	Time	Scoring Play	V-H
1st	04:28	WISE - Shaheim Revel 22 yd pass from Garrett Cropp (Daryian Basco kick), 9-61 3:55	7 - 0
	01:43	C-N - Romain Kelly 29 yd pass from Derrick Evans (Nate Craft kick), 6-65 2:36	7 - 7
2nd	07:02	C-N - Derrick Evans 7 yd run (Nate Craft kick), 2-7 0:42	7 - 14
	04:20	C-N - Marcus Williams 54 yd run (Nate Craft kick), 5-91 2:05	7 - 21
3rd	12:22	C-N - B. Westfield 28 yd pass from Derrick Evans (Nate Craft kick), 6-65 2:38	7 - 28
	01:01	C-N - Troy Dendy 3 yd run (Nate Craft kick), 18-89 8:06	7 - 35
4th	10:23	C-N - Troy Dendy 18 yd run (Nate Craft kick), 8-64 3:47	7 - 42



## Individual Season Records

### Rushing yards

1. 1657 - Ra'Shad Morgan (306-1657) - 2006
2. 1485 - Ra'Shad Morgan (253-1485) - 2007
3. 1438 - Greg Thomas (239-1438) - 1996
4. 1300 - Greg Thomas (223-1300) - 1995
5. 1212 - Greg Thomas (178-1212) - 1994

### Rushing attempts

1. 306 - Ra'Shad Morgan (306-1657) - 2006
2. 253 - Ra'Shad Morgan (253-1485) - 2007
3. 239 - Greg Thomas (239-1438) - 1996
4. 223 - Greg Thomas (223-1300) - 1995
5. 212 - Larry Smith (212-1125) - 2004

### Rushing TDs

1. 27 - Ra'Shad Morgan - 2007
2. 25 - Ra'Shad Morgan - 2006
3. 23 - Greg Thomas - 1996
4. 20 - Greg Thomas - 1995
5. 15 - Eddie Whitfield - 2001
- 15 - Larry Oliver - 2000

### Average yards/rush (min. 100 attempts)

1. 7.35 - Greg Thomas (101-742) - 1993
2. 6.81 - Greg Thomas (178-1212) - 1994
3. 6.22 - S. Robertson (115-715) - 2010
4. 6.14 - Ralph Carter (110-675) - 1996
5. 6.02 - Greg Thomas (239-1438) - 1996

### Rushing yards/game (min. 5 games)

1. 150.6 - Ra'Shad Morgan (11 games) - 2006
2. 148.5 - Ra'Shad Morgan (10 games) - 2007
3. 143.8 - Greg Thomas (10 games) - 1996
4. 121.2 - Greg Thomas (10 games) - 1994
5. 118.2 - Greg Thomas (11 games) - 1995

### Pass attempts

1. 368 - Brad Robbins (206-368-15) - 2009
2. 363 - Brycen Lee (203-363-10) - 2016
3. 361 - Randy Hippeard (211-361-11) - 2006
4. 359 - Randy Hippeard (226-359-9) - 2007
5. 354 - Randy Hippeard (217-354-9) - 2008

### Pass completions

1. 226 - Randy Hippeard (226-359-9) - 2007
2. 217 - Randy Hippeard (217-354-9) - 2008
3. 211 - Randy Hippeard (211-361-11) - 2006
4. 206 - Brad Robbins (206-368-15) - 2009
5. 203 - Brycen Lee (203-363-10) - 2016

### Passing yards

1. 3637 - Randy Hippeard (217-354-9) - 2008
2. 3455 - Randy Hippeard (226-359-9) - 2007
3. 3100 - Randy Hippeard (211-361-11) - 2006
4. 3037 - Brad Robbins (206-368-15) - 2009
5. 2550 - David Nara (153-275-15) - 1994

### Passing TDs

1. 38 - Randy Hippeard - 2008
2. 37 - Randy Hippeard - 2007
3. 25 - Randy Hippeard - 2006
4. 22 - Brad Robbins - 2009
5. 19 - David Nara - 1994

### Pass completion pct (min. 100 attempts)

1. 65.7 - Tanner Bernard (155-236-6) - 2018
2. 63.0 - Randy Hippeard (226-359-9) - 2007
3. 62.0 - Ron Hicks (103-166-8) - 1996
4. 61.3 - Randy Hippeard (217-354-9) - 2008
5. 60.9 - Brycen Lee (137-225-7) - 2017

### Pass efficiency (min. 100 attempts)

1. 177.9 - Randy Hippeard (217-354-9) - 2008
2. 172.8 - Randy Hippeard (226-359-9) - 2007
3. 158.5 - Ron Hicks (112-189-9) - 1995
4. 147.3 - Randy Hippeard (211-361-11) - 2006
5. 145.4 - David Nara (153-275-15) - 1994

### Average yards/pass (min. 100 attempts)

1. 10.3 - Randy Hippeard (217-354-9) - 2008
2. 9.6 - Randy Hippeard (226-359-9) - 2007
3. 9.4 - Ron Hicks (112-189-9) - 1995
4. 9.3 - David Nara (153-275-15) - 1994
5. 8.6 - Randy Hippeard (211-361-11) - 2006

### Average yards/completion (min. 100 attempts)

1. 18.3 - Josh Mabe (107-263-13) - 2004
2. 16.8 - Randy Hippeard (217-354-9) - 2008
3. 16.7 - David Nara (153-275-15) - 1994
4. 16.0 - Adam Artrip (82-185-8) - 2001
5. 15.9 - Ron Hicks (112-189-9) - 1995

### Passing yards/game (min. 5 games)

1. 330.6 - Randy Hippeard (11 games) - 2008
2. 314.1 - Randy Hippeard (11 games) - 2007
3. 281.8 - Randy Hippeard (11 games) - 2006
4. 276.1 - Brad Robbins (11 games) - 2009
5. 255.0 - David Nara (10 games) - 1994

### Pass reception yards

1. 1387 - J. Long (88-1387) - 2013
2. 1058 - Jason Lovett (74-1058) - 2007
3. 1033 - Younger (62-1033) - 2015
4. 1019 - Matt Barbour (63-1019) - 2008
5. 984 - Jason Lovett (54-984) - 2009

### Pass receptions

1. 88 - J. Long (88-1387) - 2013
2. 74 - Jason Lovett (74-1058) - 2007
3. 63 - Matt Barbour (63-1019) - 2008
4. 62 - Younger (62-1033) - 2015
5. 55 - Griffith (55-401) - 2015

### Pass reception TDs

1. 17 - Jason Lovett - 2008
- 17 - Jason Lovett - 2007
3. 12 - Aric Evans - 2008
4. 11 - Jason Lovett - 2009
- 11 - Aric Evans - 2006
- 11 - Aric Evans - 2007

### Average yards/catch (min. 10 receptions)

1. 25.23 - J. Long (22-555) - 2010
2. 24.95 - Brad Ricker (19-474) - 2008
3. 24.42 - Eddie Whitfield (24-586) - 2001
4. 23.93 - Mike Owens (28-670) - 1994
5. 23.64 - Chris Stone (11-260) - 1992



## Individual Season Records

### Receptions/game (min. 5 games)

1. 8.00 - J. Long (11 games) - 2013
2. 6.73 - Jason Lovett (11 games) - 2007
3. 5.73 - Matt Barbour (11 games) - 2008
4. 5.64 - Younger (11 games) - 2015
5. 5.50 - Griffith (10 games) - 2015

### Total offense yards

1. 3739 - Randy Hippeard (411-3739) - 2008
2. 3511 - Randy Hippeard (385-3511) - 2007
3. 3110 - Randy Hippeard (379-3110) - 2006
4. 2893 - Brad Robbins (467-2893) - 2009
5. 2559 - David Nara (301-2559) - 1994

### TDs responsible for

1. 41 - Randy Hippeard - 2008
2. 39 - Randy Hippeard - 2007
3. 29 - Ra'Shad Morgan - 2007
4. 27 - Randy Hippeard - 2006
5. 25 - Greg Thomas - 1996  
25 - Ra'Shad Morgan - 2006

### Total offense/game (min. 5 games)

1. 339.9 - Randy Hippeard (11 games) - 2008
2. 319.2 - Randy Hippeard (11 games) - 2007
3. 282.7 - Randy Hippeard (11 games) - 2006
4. 263.0 - Brad Robbins (11 games) - 2009
5. 255.9 - David Nara (10 games) - 1994

### Total offense/play (min. 50 plays)

1. 9.12 - Randy Hippeard (385-3511) - 2007
2. 9.10 - Randy Hippeard (411-3739) - 2008
3. 8.59 - Ron Hicks (215-1846) - 1995
4. 8.50 - David Nara (301-2559) - 1994
5. 8.21 - Randy Hippeard (379-3110) - 2006

### All purpose yards

1. 2301 - J. Long - 2013
2. 1961 - Ra'Shad Morgan - 2006
3. 1781 - Ra'Shad Morgan - 2007
4. 1632 - Greg Thomas - 1996
5. 1557 - Larry Smith - 2004

### All purpose yards/game (min. 5 games)

1. 209.2 - J. Long (11 games) - 2013
2. 178.3 - Ra'Shad Morgan (11 games) - 2006
3. 178.1 - Ra'Shad Morgan (10 games) - 2007
4. 163.2 - Greg Thomas (10 games) - 1996
5. 145.0 - Greg Thomas (10 games) - 1994

### Total points scored

1. 174 - Ra'Shad Morgan (29 TD) - 2007
2. 152 - Ra'Shad Morgan (25 TD, 1 PAT) - 2006
3. 150 - Greg Thomas (25 TD) - 1996
4. 144 - Eddie Whitfield (24 TD) - 2001
5. 138 - Greg Thomas (23 TD) - 1995

### Touchdowns scored

1. 29 - Ra'Shad Morgan (27 rush, 2 rcv) - 2007
2. 25 - Greg Thomas (23 rush, 2 rcv) - 1996  
25 - Ra'Shad Morgan (25 rush) - 2006
4. 24 - Eddie Whitfield (15 rush, 9 rcv) - 2001
5. 23 - Greg Thomas (20 rush, 3 rcv) - 1995

### PAT kicks made

1. 49 - Lance Ayers (49-57) - 2008
2. 47 - Ray Damm (47-55) - 2006
3. 43 - Lance Ayers (43-51) - 2007
4. 37 - Jay Withrow (37-39) - 1996
5. 36 - Sampo Sakko (36-37) - 1993

### PAT kicks attempted

1. 57 - Lance Ayers (49-57) - 2008
2. 55 - Ray Damm (47-55) - 2006
3. 51 - Lance Ayers (43-51) - 2007
4. 42 - Jay Withrow (35-42) - 1994
5. 40 - Jay Withrow (33-40) - 1995

### PAT kick pct (min. 10 attempts)

1. 100.0 - Paul Melshen (19-19) - 2010  
100.0 - Trevor Owens (22-22) - 2018  
100.0 - Brian Stinker (22-22) - 2000  
100.0 - Trent Martin (12-12) - 2014  
100.0 - Marcus Milburn (10-10) - 1999

### Field goals made

1. 13 - Trent Martin (13-17) - 2016
2. 12 - Monty Matthews (12-14) - 1997
3. 8 - Jay Withrow (8-10) - 1996  
8 - Paul Melshen (8-12) - 2010
5. 7 - Trent Martin (7-10) - 2014  
7 - Sampo Sakko (7-11) - 1991  
7 - Paul Melshen (7-12) - 2011  
7 - P. Melshen (7-13) - 2013

### Field goals attempted

1. 17 - Trent Martin (13-17) - 2016
2. 14 - Trevor Owens (5-14) - 2018  
14 - Monty Matthews (12-14) - 1997
4. 13 - P. Melshen (7-13) - 2013
5. 12 - Paul Melshen (7-12) - 2011  
12 - Paul Melshen (8-12) - 2010  
12 - Jay Withrow (6-12) - 1994

### Field goal pct (min. 5 attempts)

1. 100.0 - Brian Stinker (5-5) - 2000
2. 85.7 - Monty Matthews (12-14) - 1997
3. 80.0 - Jay Withrow (8-10) - 1996  
80.0 - John Brown (4-5) - 2001
5. 76.5 - Trent Martin (13-17) - 2016

### Punt yards

1. 2706 - Zach Large (73-2706) - 2015
2. 2635 - Dean Hogan (66-2635) - 2012
3. 2421 - Trevor Owens (63-2421) - 2017
4. 2338 - Trevor Owens (60-2338) - 2018
5. 2206 - Josh Honaker (64-2206) - 2002

### Punt attempts

1. 73 - Zach Large (73-2706) - 2015
2. 66 - Dean Hogan (66-2635) - 2012
3. 64 - Josh Honaker (64-2206) - 2002
4. 63 - Trevor Owens (63-2421) - 2017
5. 62 - Josh Honaker (62-2205) - 2004



## Individual Season Records

### Average yards/punt (min. 15 attempts)

1. 39.92 - Dean Hogan (66-2635) - 2012
2. 39.48 - Trevor Owens (23-908) - 2016
3. 39.29 - Drew Vermillion (38-1493) - 2019
4. 38.97 - Trevor Owens (60-2338) - 2018
5. 38.74 - Trent Martin (46-1782) - 2014

### Punt return yards

1. 245 - Marcus Bratton (19-245) - 2012
2. 236 - Rod Burnette (23-236) - 1997
3. 232 - Godfrey Pestana (18-232) - 2001
4. 217 - Demetrius Mann (7-217) - 2019
5. 199 - Ant. Richards (10-199) - 1994  
199 - V. Payne (24-199) - 2013

### Punt returns

1. 24 - V. Payne (24-199) - 2013
2. 23 - Rod Burnette (23-236) - 1997
3. 19 - Brandon Moore (19-155) - 2006  
19 - Marcus Bratton (19-245) - 2012
5. 18 - Godfrey Pestana (18-232) - 2001

### Punt return TDs

1. 2 - Demetrius Mann - 2019
2. 1 - Josh Wright - 2011  
1 - Skylar DeJesus - 2010  
1 - Adam Parks - 1999  
1 - Sam Sellers - 1998  
1 - Chuck Sutton - 1992  
1 - Tray Billups - 2015  
1 - Eric Johnson - 2002  
1 - James Haley - 2007  
1 - Marcus Bratton - 2009  
1 - Rod Burnette - 1996  
1 - Tony Brewer - 2000  
1 - Earnest Starker - 1995  
1 - Ant. Richards - 1996  
1 - V. Payne - 2013  
1 - Marcus Bratton - 2012  
1 - Ant. Richards - 1994

### Average yards/punt return (min. 5 attempts)

1. 31.00 - Demetrius Mann (7-217) - 2019
2. 21.00 - Ant. Richards (7-147) - 1996
3. 19.90 - Ant. Richards (10-199) - 1994
4. 17.00 - Chuck Sutton (10-170) - 1992
5. 16.50 - Vernon Payne (6-99) - 2010

### Kick return yards

1. 917 - J. Long (31-917) - 2013
2. 681 - Thomas Wallace (19-681) - 1998
3. 632 - Marcus Bratton (29-632) - 2012
4. 631 - Brandon Moore (28-631) - 2007
5. 589 - Durmia Marshall (22-589) - 1993

### Kick returns

1. 31 - J. Long (31-917) - 2013
2. 29 - Marcus Bratton (29-632) - 2012
3. 28 - Brandon Moore (28-631) - 2007  
28 - Chuck Sutton (28-458) - 1992
5. 23 - Godfrey Pestana (23-498) - 2001

### Kick return TDs

1. 3 - Marcus Bratton - 2011
2. 2 - Marquis Hamilton - 2017  
2 - Thomas Wallace - 1998  
2 - J. Long - 2013
5. 1 - Dieo. Stewart - 2003  
1 - Dieo. Stewart - 2004  
1 - Brandon Moore - 2007  
1 - Josh Saunders - 2017  
1 - Jyron Barclay - 2008  
1 - J. Long - 2011  
1 - Keith McBride - 2008  
1 - Larry Oliver - 1998  
1 - Durmia Marshall - 1993

### Average yards/kick return (min. 5 attempts)

1. 37.08 - Marquis Hamilton (13-482) - 2017
2. 35.84 - Thomas Wallace (19-681) - 1998
3. 30.50 - Keith McBride (8-244) - 2008  
30.50 - Dieo. Stewart (14-427) - 2003
5. 30.44 - Marcus Bratton (18-548) - 2011

### Interception return yards

1. 154 - William Miller (4-154) - 1993
2. 128 - Corey Wheeler (5-128) - 2005
3. 107 - Jahmal Potter (4-107) - 2009
4. 95 - Keith McBride (5-95) - 2008
5. 82 - Zachary Blair (2-82) - 2016

### Interceptions

1. 7 - Rod Burnette (7-57) - 1996
2. 5 - Corey Wheeler (5-128) - 2005  
5 - Keith McBride (5-95) - 2008  
5 - Randy Belcher (5-60) - 1994  
5 - Haynes Morris (5-46) - 2002  
5 - George Shupe (5-44) - 1994  
5 - Sam Sellers (5-30) - 1998  
5 - Ed Kargbo (5-29) - 2016

### Interception return TDs

1. 2 - William Miller - 1993  
2 - V. Payne - 2013
3. 1 - Montague - 2017  
1 - Randy Belcher - 1995  
1 - Deandre Lewis - 2001  
1 - Lonell Parker - 2009  
1 - R. Dorsainvil - 2005  
1 - V. Payne - 2012  
1 - Jahmal Potter - 2009  
1 - Andre Hamilton - 2015  
1 - Keith McBride - 2009  
1 - Josh Spurlock - 2007  
1 - Vernon Payne - 2011  
1 - Ben Robertson - 2007  
1 - Jimmie Andrews - 1994  
1 - Rod Burnette - 1996  
1 - Jay Paddyfoot - 1999  
1 - Zachary Blair - 2016  
1 - Perrish Kelley - 2011  
1 - Maurice Watkins - 2017  
1 - Corey Wheeler - 2005  
1 - Lonnell Parker - 2011  
1 - Nehemiah Jones - 2014

## Individual Season Records

### Fumble return yards

1. 114 - James Haley (2-114) - 2007
2. 87 - Josh Saunders (1-87) - 2017
3. 84 - Keishoen Jarrett (1-84) - 2019
4. 78 - Marcus Bratton (2-78) - 2011
5. 70 - D. Simmons (1-70) - 2008

### Fumble returns

1. 4 - Larry Oliver (4-0) - 1998
2. 3 - William Brooks (3-11) - 2004
- 3 - Greg Tester (3-0) - 2000
- 3 - Rod Burnette (3-0) - 1997
- 3 - Jon Rocha (3-0) - 1997

### Fumble return TDs

1. 2 - Matt Hutchings - 2006
2. 1 - S. Boyer - 2013
- 1 - Buster Henderson - 2018
- 1 - Andre Hamilton - 2017
- 1 - J. Townsend - 2013
- 1 - Lonell Parker - 2010
- 1 - Rondre Knowles - 2018
- 1 - Keishoen Jarrett - 2019
- 1 - Tyquan Weston - 2015
- 1 - Josh Saunders - 2017
- 1 - James Haley - 2007
- 1 - DeJarnette - 2011
- 1 - Lonnell Parker - 2011
- 1 - Josh Weaver - 2008
- 1 - Maurice Watkins - 2015
- 1 - Da'Jon Bellfield - 2018
- 1 - Tray Billups - 2016

### Total tackles

1. 204 - Kent Grant (107-97) - 1995
2. 138 - Kent Grant (58-80) - 1994
3. 126 - Benny Smith (70-56) - 1994
4. 124 - Kent Grant (69-55) - 1996
- 124 - Ben Robertson (32-92) - 2007

### Unassisted tackles

1. 107 - Kent Grant (107-97) - 1995
2. 70 - Zachary Blair (70-49) - 2015
- 70 - Benny Smith (70-56) - 1994
4. 69 - Kent Grant (69-55) - 1996
5. 67 - Troy Vaden (67-40) - 2001

### Assisted tackles

1. 97 - Kent Grant (107-97) - 1995
2. 92 - Ben Robertson (32-92) - 2007
3. 82 - Troy Vaden (41-82) - 2002
4. 80 - Kent Grant (58-80) - 1994
5. 74 - Bryan Spain (19-74) - 2003

### Tackles for loss

1. 28.5 - Zachary Blair (25-7/94) - 2015
2. 26.5 - Shane Kilgore (23-7/0) - 1996
- 26.5 - Zachary Blair (21-11/75) - 2014
4. 22.5 - Tony Brewer (21-3/0) - 1999
5. 21.0 - Zachary Blair (19-4/95) - 2016

### Yards from tackles for loss

1. 95 - Zachary Blair (19-4/95) - 2016
2. 94 - Keith Workman (14-0/94) - 2002
- 94 - Zachary Blair (25-7/94) - 2015
4. 89 - Montague (14-5/89) - 2017
5. 75 - Zachary Blair (21-11/75) - 2014

### Quarterback sacks

1. 16.0 - Tony Brewer (15-1/0) - 1999
2. 15.0 - Shane Kilgore (15-0/0) - 1997
3. 10.0 - Keith Workman (9-1/83) - 2002
4. 9.0 - Ben Robertson (3-6/39) - 2007
- 9.0 - Shane Kilgore (8-1/0) - 1996

### Yards from sacks

1. 83 - Keith Workman (9-1/83) - 2002
2. 73 - Montague (8-1/73) - 2017
3. 60 - Ben Funny (7-0/60) - 2017
4. 51 - Timothy (5-1/51) - 2018
5. 47 - Reg. Dorsainvil (7-2/47) - 2006

### Fumbles forced

1. 9 - Shane Kilgore - 1996
2. 6 - Reg. Dorsainvil - 2006
3. 5 - Paul Altarez - 1995
- 5 - Tony Brewer - 1999
- 5 - Earnest Starker - 1995

### Fumbles recovered

1. 6 - Matt Hutchings - 2006
2. 5 - Derek McFall - 2002
3. 3 - Jon Nacy - 2006
- 3 - James Haley - 2008
- 3 - Amondre Johnson - 2008
- 3 - Josh Weaver - 2009
- 3 - E. White - 2012
- 3 - Elden Quinney - 1994
- 3 - John Rocha - 1999
- 3 - Dan Fatovich - 2000
- 3 - Kent Grant - 1995
- 3 - Zachary Blair - 2014
- 3 - William Brooks - 2004
- 3 - Eric Ludden - 2005
- 3 - Jon Rocha - 1997
- 3 - And. Hutchings - 2006

### Blocked kicks

1. 3 - Zachary Blair - 2015
- 3 - William Brooks - 2004
3. 2 - Marquis Hamilton - 2017
- 2 - Erik Bolling - 2011
- 2 - Ian Kemp - 2016
- 2 - Danny Hinkle - 2009
- 2 - Zachary Blair - 2016
- 2 - B.J. Brooks - 2005
- 2 - Maurice Hughes - 2003
- 2 - AJ Felton JR - 2019



## Individual Career Records

### Rushing yards

1. 4692 - Greg Thomas (741-4692) - 1993-96
2. 4432 - Ra'Shad Morgan (792-4432) - 2002-03,05-07
3. 2789 - Larry Oliver (566-2789) - 1997-00
4. 2641 - Greg Tester (521-2641) - 1998-01
5. 2120 - Ralph Carter (361-2120) - 1993-96

### Rushing attempts

1. 792 - Ra'Shad Morgan (792-4432) - 2002-03,05-07
2. 741 - Greg Thomas (741-4692) - 1993-96
3. 566 - Larry Oliver (566-2789) - 1997-00
4. 563 - Griffith (563-2032) - 2013-17
5. 521 - Greg Tester (521-2641) - 1998-01

### Rushing TDs

1. 62 - Ra'Shad Morgan - 2002-03,05-07  
62 - Greg Thomas - 1993-96
3. 42 - Larry Oliver - 1997-00
4. 27 - Greg Tester - 1998-01
5. 23 - H. Abdul-Saboor - 2005,07-09

### Average yards/rush (min. 150 attempts)

1. 6.33 - Greg Thomas (741-4692) - 1993-96
2. 5.87 - Ralph Carter (361-2120) - 1993-96
3. 5.84 - Godfrey Pestana (219-1280) - 2001-03,05
4. 5.83 - Ray Graves (163-951) - 2001
5. 5.60 - A Dickerson (168-941) - 2010-13

### Rushing yards/game (min. 15 games)

1. 154.9 - Larry Oliver (18 games) - 1997-00
2. 139.0 - Greg Tester (19 games) - 1998-01
3. 123.5 - Greg Thomas (38 games) - 1993-96
4. 103.1 - Ra'Shad Morgan (43 games) - 2002-03,05-07
5. 89.8 - Travis Clark (15 games) - 1999-00,02-03

### Pass attempts

1. 1273 - Randy Hippeard (756-1273-35) - 2005-08
2. 868 - David Nara (435-868-44) - 1991-94
3. 653 - Brycen Lee (371-653-21) - 2016-18
4. 533 - Ron Hicks (307-533-21) - 1993,95-97
5. 427 - Cullen Lavoie (215-427-25) - 2012-13

### Pass completions

1. 756 - Randy Hippeard (756-1273-35) - 2005-08
2. 435 - David Nara (435-868-44) - 1991-94
3. 371 - Brycen Lee (371-653-21) - 2016-18
4. 307 - Ron Hicks (307-533-21) - 1993,95-97
5. 234 - Brad Robbins (234-416-16) - 2006-09

### Passing yards

1. 11640 - Randy Hippeard (756-1273-35) - 2005-08
2. 6517 - David Nara (435-868-44) - 1991-94
3. 4311 - Ron Hicks (307-533-21) - 1993,95-97
4. 4271 - Brycen Lee (371-653-21) - 2016-18
5. 3468 - Brad Robbins (234-416-16) - 2006-09

### Passing TDs

1. 111 - Randy Hippeard - 2005-08
2. 40 - David Nara - 1991-94
3. 32 - Ron Hicks - 1993,95-97
4. 26 - Brad Robbins - 2006-09
5. 23 - Brycen Lee - 2016-18

### Pass completion pct (min. 250 attempts)

1. 61.4 - Tanner Bernard (191-311-7) - 2018-19
2. 59.4 - Randy Hippeard (756-1273-35) - 2005-08
3. 57.6 - Ron Hicks (307-533-21) - 1993,95-97
4. 57.1 - Jeremy Eubank (209-366-12) - 2013-16
5. 56.8 - Brycen Lee (371-653-21) - 2016-18

### Pass efficiency (min. 250 attempts)

1. 159.5 - Randy Hippeard (756-1273-35) - 2005-08
2. 139.2 - Brad Robbins (234-416-16) - 2006-09
3. 137.5 - Ron Hicks (307-533-21) - 1993,95-97
4. 121.8 - Tanner Bernard (191-311-7) - 2018-19
5. 118.3 - David Nara (435-868-44) - 1991-94

### Average yards/pass (min. 250 attempts)

1. 9.1 - Randy Hippeard (756-1273-35) - 2005-08
2. 8.3 - Brad Robbins (234-416-16) - 2006-09
3. 8.1 - Ron Hicks (307-533-21) - 1993,95-97
4. 7.5 - David Nara (435-868-44) - 1991-94
5. 7.4 - Josh Mabe (161-374-15) - 2003-04

### Average yards/completion (min. 250 attempts)

1. 17.1 - Josh Mabe (161-374-15) - 2003-04
2. 15.4 - Randy Hippeard (756-1273-35) - 2005-08
3. 15.0 - David Nara (435-868-44) - 1991-94
4. 14.8 - Brad Robbins (234-416-16) - 2006-09
5. 14.6 - Adam Artrip (182-419-19) - 1998-01

### Passing yards/game (min. 15 games)

1. 283.9 - Randy Hippeard (41 games) - 2005-08
2. 176.1 - David Nara (37 games) - 1991-94
3. 161.7 - Josh Mabe (17 games) - 2003-04
4. 158.2 - Brycen Lee (27 games) - 2016-18
5. 148.4 - Cullen Lavoie (19 games) - 2012-13

### Pass reception yards

1. 3333 - Matt Barbour (213-3333) - 2006-09
2. 2916 - Aric Evans (140-2916) - 2006-09
3. 2851 - Jason Lovett (171-2851) - 2006-09
4. 2801 - Younger (180-2801) - 2012-15
5. 2373 - Ant. Richards (145-2373) - 1993-96

### Pass receptions

1. 213 - Matt Barbour (213-3333) - 2006-09
2. 180 - Younger (180-2801) - 2012-15
3. 171 - Jason Lovett (171-2851) - 2006-09
4. 145 - Ant. Richards (145-2373) - 1993-96
5. 140 - Aric Evans (140-2916) - 2006-09

### Pass reception TDs

1. 45 - Jason Lovett - 2006-09
2. 35 - Aric Evans - 2006-09
3. 24 - Diego Stewart - 2002-04
4. 20 - Younger - 2012-15
5. 19 - Matt Barbour - 2006-09

### Average yards/catch (min. 50 receptions)

1. 23.17 - Mike Owens (65-1506) - 1992-95
2. 20.83 - Aric Evans (140-2916) - 2006-09
3. 18.51 - Diego Stewart (110-2036) - 2002-04
4. 17.53 - Brad Ricker (59-1034) - 2006-09
5. 17.43 - J. Long (132-2301) - 2010-11,13

## Individual Career Records

### Receptions/game (min. 15 games)

1. 4.89 - Jason Lovett (35 games) - 2006-09
2. 4.84 - Matt Barbour (44 games) - 2006-09
3. 4.74 - Younger (38 games) - 2012-15
4. 4.12 - J. Long (32 games) - 2010-11,13
5. 4.05 - Greg Tester (19 games) - 1998-01

### Total offense yards

1. 11809 - Randy Hippeard (1391-11809) - 2005-08
2. 6430 - David Nara (969-6430) - 1991-94
3. 4692 - Greg Thomas (741-4692) - 1993-96
4. 4432 - Ra'Shad Morgan (792-4432) - 2002-03,05-07
5. 4222 - Ron Hicks (613-4222) - 1993,95-97

### TDs responsible for

1. 119 - Randy Hippeard - 2005-08
2. 68 - Greg Thomas - 1993-96
3. 65 - Ra'Shad Morgan - 2002-03,05-07
4. 51 - David Nara - 1991-94
5. 47 - Jason Lovett - 2006-09

### Total offense/game (min. 15 games)

1. 288.0 - Randy Hippeard (41 games) - 2005-08
2. 173.8 - David Nara (37 games) - 1991-94
3. 154.9 - Larry Oliver (18 games) - 1997-00
4. 152.0 - Josh Mabe (17 games) - 2003-04
5. 151.7 - Cullen Lavoie (19 games) - 2012-13

### Total offense/play (min. 100 plays)

1. 8.49 - Randy Hippeard (1391-11809) - 2005-08
2. 6.89 - Ron Hicks (613-4222) - 1993,95-97
3. 6.64 - David Nara (969-6430) - 1991-94
4. 6.56 - Hunter Hoke (264-1733) - 2009-11
5. 6.33 - Greg Thomas (741-4692) - 1993-96

### All purpose yards

1. 5823 - Ra'Shad Morgan - 2002-03,05-07
2. 5453 - Greg Thomas - 1993-96
3. 3916 - Greg Tester - 1998-01
4. 3500 - Diego Stewart - 2002-04
5. 3440 - Matt Barbour - 2006-09

### All purpose yards/game (min. 15 games)

1. 206.1 - Greg Tester (19 games) - 1998-01
2. 181.2 - Larry Oliver (18 games) - 1997-00
3. 143.5 - Greg Thomas (38 games) - 1993-96
4. 135.4 - Ra'Shad Morgan (43 games) - 2002-03,05-07
5. 127.5 - Travis Clark (15 games) - 1999-00,02-03

### Total points scored

1. 408 - Greg Thomas (68 TD) - 1993-96
2. 392 - Ra'Shad Morgan (65 TD, 1 PAT) - 2002-03,05-07
3. 278 - Jason Lovett (45 TD, 4 PAT) - 2006-09
4. 258 - Larry Oliver (43 TD) - 1997-00
5. 220 - Aric Evans (35 TD, 5 PAT) - 2006-09

### Touchdowns scored

1. 68 - Greg Thomas (62 rush, 6 rcv) - 1993-96
2. 65 - Ra'Shad Morgan (62 rush, 3 rcv) - 2002-03,05-07
3. 45 - Jason Lovett (45 rcv) - 2006-09
4. 43 - Larry Oliver (42 rush, 1 ret) - 1997-00
5. 35 - Aric Evans (35 rcv) - 2006-09

### PAT kicks made

1. 123 - Lance Ayers (123-147) - 2006-09
2. 106 - Jay Withrow (106-122) - 1993,93,93-96
3. 95 - Ray Damm (95-115) - 2004-06
4. 58 - Paul Melshen (58-64) - 2010,10-12
5. 56 - Sampo Sakko (56-66) - 1991-93

### PAT kicks attempted

1. 147 - Lance Ayers (123-147) - 2006-09
2. 122 - Jay Withrow (106-122) - 1993,93,93-96
3. 115 - Ray Damm (95-115) - 2004-06
4. 66 - Sampo Sakko (56-66) - 1991-93
5. 64 - Paul Melshen (58-64) - 2010,10-12

### PAT kick pct (min. 10 attempts)

1. 100.0 - Marcus Milburn (10-10) - 1999
- 100.0 - Trevor Owens (46-46) - 2016-18
3. 96.2 - Chris Papst (25-26) - 1999
4. 96.0 - P. Melshen (24-25) - 2013
5. 92.9 - Brian Stainker (52-56) - 2000-01

### Field goals made

1. 23 - Trent Martin (23-31) - 2013-16
2. 20 - Paul Melshen (20-35) - 2010,10-12
3. 18 - Jay Withrow (18-28) - 1993,93,93-96
4. 16 - Monty Matthews (16-22) - 1995-98
5. 14 - Sampo Sakko (14-22) - 1991-93

### Field goals attempted

1. 35 - Paul Melshen (20-35) - 2010,10-12
2. 31 - Trent Martin (23-31) - 2013-16
3. 28 - Jay Withrow (18-28) - 1993,93,93-96
4. 22 - Trevor Owens (10-22) - 2016-18
- 22 - Ray Damm (12-22) - 2004-06
- 22 - Monty Matthews (16-22) - 1995-98
- 22 - Sampo Sakko (14-22) - 1991-93

### Field goal pct (min. 10 attempts)

1. 74.2 - Trent Martin (23-31) - 2013-16
2. 72.7 - Monty Matthews (16-22) - 1995-98
3. 69.2 - Brian Stainker (9-13) - 2000-01
4. 64.3 - Jay Withrow (18-28) - 1993,93,93-96
5. 63.6 - Sampo Sakko (14-22) - 1991-93

### Punt yards

1. 7837 - Dean Hogan (205-7837) - 2009-12
2. 6510 - Josh Honaker (185-6510) - 2002-04
3. 5667 - Trevor Owens (146-5667) - 2016-18
4. 5477 - Zach Large (149-5477) - 2013-17
5. 5044 - Jay Withrow (143-5044) - 1993,93,93-96

### Punt attempts

1. 205 - Dean Hogan (205-7837) - 2009-12
2. 185 - Josh Honaker (185-6510) - 2002-04
3. 149 - Zach Large (149-5477) - 2013-17
4. 146 - Trevor Owens (146-5667) - 2016-18
5. 143 - Jay Withrow (143-5044) - 1993,93,93-96

### Average yards/punt (min. 20 attempts)

1. 39.29 - Drew Vermillion (38-1493) - 2019
2. 39.04 - Trent Martin (53-2069) - 2013-16
3. 38.82 - Trevor Owens (146-5667) - 2016-18
4. 38.23 - Dean Hogan (205-7837) - 2009-12
5. 37.02 - Chris Papst (44-1629) - 1999



## Individual Career Records

### Punt return yards

1. 521 - Marcus Bratton (40-521) - 2008-09,11-12
2. 346 - Ant. Richards (17-346) - 1993-96
3. 339 - Rod Burnette (30-339) - 1995-97
4. 326 - Earnest Starker (32-326) - 1991,93-95
5. 291 - Brandon Moore (35-291) - 2004-07

### Punt returns

1. 40 - Marcus Bratton (40-521) - 2008-09,11-12
2. 35 - Brandon Moore (35-291) - 2004-07
3. 32 - Earnest Starker (32-326) - 1991,93-95
4. 30 - Rod Burnette (30-339) - 1995-97
5. 24 - V. Payne (24-199) - 2012-13

### Punt return TDs

1. 2 - Demetrius Mann - 2018-19
- 2 - Ant. Richards - 1993-96
- 2 - Marcus Bratton - 2008-09,11-12
4. 1 - Rod Burnette - 1995-97
- 1 - Eric Johnson - 1999-02
- 1 - Earnest Starker - 1991,93-95
- 1 - Tray Billups - 2015-16
- 1 - George Shupe - 1992,94-95
- 1 - Sam Sellers - 1998
- 1 - Chuck Sutton - 1992
- 1 - Tony Brewer - 1998-00
- 1 - James Haley - 2006-09
- 1 - V. Payne - 2012-13
- 1 - Adam Parks - 1997-99
- 1 - Josh Wright - 2011
- 1 - Skylar DeJesus - 2010-11

### Average yards/punt return (min. 10 attempts)

1. 22.73 - Demetrius Mann (11-250) - 2018-19
2. 20.35 - Ant. Richards (17-346) - 1993-96
3. 17.00 - Chuck Sutton (10-170) - 1992
4. 13.02 - Marcus Bratton (40-521) - 2008-09,11-12
5. 12.05 - Godfrey Pestana (19-229) - 2001-03,05

### Kick return yards

1. 1413 - Brandon Moore (60-1413) - 2004-07
2. 1180 - Marcus Bratton (47-1180) - 2008-09,11-12
3. 1158 - Thomas Wallace (41-1158) - 1997-99
4. 1036 - Dieo. Stewart (40-1036) - 2002-04
5. 958 - J. Long (32-958) - 2010-11,13

### Kick returns

1. 60 - Brandon Moore (60-1413) - 2004-07
2. 47 - Marcus Bratton (47-1180) - 2008-09,11-12
3. 42 - Larry Smith (42-846) - 2002-04
4. 41 - Thomas Wallace (41-1158) - 1997-99
5. 40 - Dieo. Stewart (40-1036) - 2002-04

### Kick return TDs

1. 3 - Marcus Bratton - 2008-09,11-12
- 3 - J. Long - 2010-11,13
3. 2 - Marquis Hamilton - 2017-19
- 2 - Dieo. Stewart - 2002-04
- 2 - Thomas Wallace - 1997-99

### Average yards/kick return (min. 10 attempts)

1. 29.94 - J. Long (32-958) - 2010-11,13
2. 28.24 - Thomas Wallace (41-1158) - 1997-99
3. 27.31 - Marquis Hamilton (32-874) - 2017-19
4. 27.31 - Keith McBride (26-710) - 2006-09
5. 26.77 - Durmia Marshall (22-589) - 1993

### Interception return yards

1. 225 - William Miller (8-225) - 1993-94
2. 153 - Keith McBride (10-153) - 2006-09
3. 152 - Jay Paddyfoot (11-152) - 1998-01
4. 144 - Zachary Blair (4-144) - 2013-16
5. 140 - V. Payne (3-140) - 2012-13

### Interceptions

1. 13 - Rod Burnette (13-103) - 1995-97
2. 11 - Jay Paddyfoot (11-152) - 1998-01
3. 10 - Keith McBride (10-153) - 2006-09
- 10 - Randy Belcher (10-110) - 1992-95
5. 8 - William Miller (8-225) - 1993-94
- 8 - Jahmal Potter (8-115) - 2007,09-11
- 8 - Ed Kargbo (8-38) - 2013-17

### Interception return TDs

1. 3 - V. Payne - 2012-13
2. 2 - William Miller - 1993-94
3. 1 - Corey Wheeler - 2003-06
- 1 - Jay Paddyfoot - 1998-01
- 1 - Perrish Kelley - 2011
- 1 - Nehemiah Jones - 2011,13-14
- 1 - Jahmal Potter - 2007,09-11
- 1 - Rod Burnette - 1995-97
- 1 - Lonnell Parker - 2011
- 1 - Andre Hamilton - 2013-17
- 1 - Zachary Blair - 2013-16
- 1 - R. Dorsainvil - 2005
- 1 - Maurice Watkins - 2013-17
- 1 - Lonell Parker - 2007-10
- 1 - Ben Robertson - 2004-07
- 1 - Jimmie Andrews - 1993-94
- 1 - Randy Belcher - 1992-95
- 1 - Vernon Payne - 2010-11
- 1 - Keith McBride - 2006-09
- 1 - Deandre Lewis - 2001-02,04-05
- 1 - Montague - 2015-18
- 1 - Josh Spurlock - 2007-09

### Fumble return yards

1. 114 - James Haley (2-114) - 2006-09
2. 103 - Bryan Spain (2-103) - 2000-03
3. 87 - Josh Saunders (1-87) - 2016-18
4. 84 - Keishoen Jarett (1-84) - 2018-19
5. 78 - Marcus Bratton (2-78) - 2008-09,11-12

### Fumble returns

1. 6 - Larry Oliver (6-0) - 1997-00
2. 5 - Tony Brewer (5-0) - 1998-00
- 5 - Greg Tester (5-0) - 1998-01
4. 4 - William Brooks (4-28) - 2003-04
- 4 - Jon Rocha (4-0) - 1997-98
- 4 - Greg Slemple (4-0) - 1991-93

## Individual Career Records

### Fumble return TDs

1. 2 - Matt Hutchings - 2003-06
2. 1 - Buster Henderson - 2016-19
- 1 - Lonell Parker - 2007-10
- 1 - Rondre Knowles - 2018-19
- 1 - Josh Weaver - 2008-10
- 1 - James Haley - 2006-09
- 1 - Tyquan Weston - 2015
- 1 - J. Townsend - 2012-13
- 1 - Keishoen Jarett - 2018-19
- 1 - Josh Saunders - 2016-18
- 1 - S. Boyer - 2012-13
- 1 - Lonnell Parker - 2011
- 1 - Andre Hamilton - 2013-17
- 1 - Da'Jon Bellfield - 2017-19
- 1 - Tray Billups - 2015-16
- 1 - Maurice Watkins - 2013-17
- 1 - DeJarnette - 2011

### Total tackles

1. 524 - Kent Grant (273-251) - 1993-96
2. 370 - Ben Robertson (108-262) - 2004-07
3. 344 - Zachary Blair (209-135) - 2013-16
4. 312 - Troy Vaden (155-157) - 1999-02
5. 306 - Benny Smith (179-127) - 1991-94

### Unassisted tackles

1. 273 - Kent Grant (273-251) - 1993-96
2. 209 - Zachary Blair (209-135) - 2013-16
3. 179 - Benny Smith (179-127) - 1991-94
4. 161 - Greg Slemp (161-103) - 1991-93
5. 155 - Troy Vaden (155-157) - 1999-02
- 155 - Rodney Stanley (155-142) - 1993-96

### Assisted tackles

1. 262 - Ben Robertson (108-262) - 2004-07
2. 251 - Kent Grant (273-251) - 1993-96
3. 168 - Corey Wheeler (114-168) - 2003-06
- 168 - Josh Hamm (59-168) - 2001-04
5. 158 - Amondre Johnson (89-158) - 2008-09,11

### Tackles for loss

1. 80.0 - Zachary Blair (67-26/274) - 2013-16
2. 63.0 - Shane Kilgore (52-22/0) - 1995-97
3. 35.0 - Ben Robertson (21-28/128) - 2004-07
4. 34.0 - Tony Brewer (30-8/0) - 1998-00
5. 33.5 - Paul Kenny (27-13/0) - 1999-01

### Yards from tackles for loss

1. 274 - Zachary Blair (67-26/274) - 2013-16
2. 155 - Montague (29-9/155) - 2015-18
3. 153 - Ben Funny (24-17/153) - 2013-17
4. 136 - Reg. Dorsainvil (24-14/136) - 2004,06-07
5. 128 - Ben Robertson (21-28/128) - 2004-07

### Quarterback sacks

1. 32.0 - Shane Kilgore (31-1/0) - 1995-97
2. 19.0 - Tony Brewer (18-1/0) - 1998-00
3. 18.0 - Reg. Dorsainvil (12-6/86) - 2004,06-07
4. 16.0 - Ben Funny (13-3/104) - 2013-17
5. 15.0 - Ben Robertson (8-7/74) - 2004-07

### Yards from sacks

1. 104 - Ben Funny (13-3/104) - 2013-17
2. 100 - Montague (13-1/100) - 2015-18
3. 93 - Zachary Blair (11-4/93) - 2013-16
4. 86 - Reg. Dorsainvil (12-6/86) - 2004,06-07
- 86 - Keith Workman (12-2/86) - 2001-03

### Fumbles forced

1. 16 - Shane Kilgore - 1995-97
2. 10 - Rodney Stanley - 1993-96
3. 8 - Reg. Dorsainvil - 2004,06-07
4. 7 - Earnest Starker - 1991,93-95
5. 6 - Tony Brewer - 1998-00
- 6 - Paul Alvarez - 1995-96,98

### Fumbles recovered

1. 6 - James Haley - 2006-09
- 6 - Jon Nacy - 2003-06
- 6 - Matt Hutchings - 2003-06
- 6 - Derek McFall - 2001-02
5. 5 - Jay Paddyfoot - 1998-01
- 5 - Josh Weaver - 2008-10
- 5 - Elden Quinney - 1993-96
- 5 - Kent Grant - 1993-96

### Blocked kicks

1. 6 - Zachary Blair - 2013-16
2. 4 - William Brooks - 2003-04
3. 3 - Danny Hinkle - 2007-10
- 3 - Ian Kemp - 2013-16
5. 2 - B.J. Brooks - 2005,05
- 2 - Maurice Hughes - 2002-05
- 2 - AJ Felton JR - 2019
- 2 - Marquis Hamilton - 2017-19
- 2 - Jerry Bentley - 2004-07
- 2 - Josh Spurlock - 2007-09
- 2 - Erik Bolling - 2011

