

2026-2027 LADY VOL VOLLEYBALL

RECORD BOOK

TENNESSEE CAREER RECORDS

RECORDS SINCE 1980



Chloe Goldman (2006-09) finished her career as both Tennessee's career leader in digs (1,755) and digs per set (4.37). She earned AVCA honorable mention All-America honors as a senior in 2009. Ellen Mullins (2010-13) is the current career digs leader with 1,801.

KILLS

	Name	No.	Years
1.	Tamala Brightman	1,781	1990-93
2.	Ariana Wilson	1,732	1998-01
3.	April Chapple	1,650	1981-84
4.	Nikki Fowler	1,649	2007-10
5.	Morgahn Fingall	1,632	2019-23
6.	Dianne Shoemaker	1,544	1985-88
7.	Kristen Andre	1,498	2002-05
8.	Kristy Dobson	1,454	1988-91
9.	Tessa Grubbs	1,413	2016-19
10.	Stephanie Ehlers	1,394	1985-88

KILLS PER SET

	Name	No.	Years
1.	Tamala Brightman	4.32	1990-93
2.	Ariana Wilson	4.08	1998-01
3.	Tessa Grubbs	3.75	2016-19
4.	Christine Jestila	3.64	1996-98
5.	Kelsey Robinson	3.60	2010-12
6.	Sonja Thomas	3.58	1991-94
	Kelly Hanlon	3.58	1995-97
8.	Nikki Fowler	3.55	2007-10
9.	Yuliya Stoyanova	3.49	2004-07
	Dianne Shoemaker	3.49	1985-88

BLOCKS

	Name	No.	Years
1.	Sarah Blum	674	2003-06
2.	Robin Maine	664	1980-83
3.	Leah Hinkey	583	2006-10
4.	Erica Treiber	507	2015-18
5.	Ariana Wilson	466	1998-01
6.	Kristen Andre	436	2002-05
7.	Tamala Brightman	399	1990-93
8.	Danielle Mahaffey	376	2018-22
9.	DeeDee Harrison	372	2008-12
10.	Dianne Shoemaker	361	1985-88

BLOCKS PER SET

	Name	No.	Years
1.	Sarah Blum	1.55	2003-06
2.	Leah Hinkey	1.24	2006-10
3.	Erica Treiber	1.15	2015-18
4.	Ariana Wilson	1.10	1998-01
5.	Ava Bell	1.08	2019-21
	DeeDee Harrison	1.08	2008-12
7.	Courtney Huettemann	1.06	1994-97
8.	Keondreya Granberry	1.00	2022-25
9.	Kristen Andre	0.97	2002-05
	Farren Powe	0.97	2006-09

ATTACKS

	Name	No.	Years
1.	Nikki Fowler	4,426	2007-10
2.	Morgahn Fingall	3,954	2019-23
3.	Ariana Wilson	3,881	1998-01
4.	Kristy Dobson	3,835	1988-91
5.	April Chapple	3,799	1981-84
6.	Tamala Brightman	3,660	1990-93
7.	Stephanie Ehlers	3,540	1985-88
8.	Tessa Grubbs	3,495	2016-19
9.	Yuliya Stoyanova	3,459	2004-07
10.	Dianne Shoemaker	3,418	1985-88

ATTACKS PER SET

	Name	No.	Years
1.	Kelly Hanlon	9.98	1995-97
2.	Kelsey Robinson	9.75	2010-12
3.	Christina Jestila	9.60	1996-98
4.	Nikki Fowler	9.54	2007-10
5.	Tessa Grubbs	9.27	2016-19
6.	Ariana Wilson	9.13	1998-01
7.	Sonja Thomas	9.09	1991-94
8.	Yuliya Stoyanova	8.98	2004-07
9.	Tamala Brightman	8.84	1990-93
10.	Kristy Dobson	8.74	1988-91

DIGS

	Name	No.	Years
1.	Ellen Mullins	1,801	2010-13
2.	Chloe Goldman	1,755	2006-09
3.	Kristy Dobson	1,474	1988-91
4.	Brooke Schumacher	1,374	2015-18
	Kylie Marshall	1,374	2006-09
6.	Amy Morris	1,338	2003-05
7.	Stephanie Ehlers	1,312	1985-88
8.	Nikki Fowler	1,281	2007-10
9.	Julie Knytych	1,265	2002-05
10.	Kelsey Robinson	1,140	2010-12

DIGS PER SET

	Name	No.	Years
1.	Chloe Goldman	4.37	2006-09
2.	Ellen Mullins	4.19	2010-13
3.	Amy Morris	4.01	2003-05
4.	Madison Bryant	3.47	2019-21
5.	Kelsey Robinson	3.40	2010-12
6.	Kristy Dobson	3.36	1988-91
7.	Madison Coulter	3.31	2017-20
8.	Brooke Schumacher	3.28	2015-18
9.	Bridgette Villano	3.23	2013-16
10.	Morgan Miltner	3.21	2002-03

ASSISTS

	Name	No.	Years
1.	Julie Knytych	5,803	2002-05
2.	Erica Lear	5,069	1998-01
3.	Molly Mooney	4,674	1991-94
4.	**Caroline Kerr**	**4,046**	**2023-Pres.**
5.	Wendy Jones	3,541	1986-89
6.	Sedona Hansen	3,494	2016-19
7.	Natalie Hayward	3,015	2020-22
8.	Lexi Dempsey	2,976	2013-15
9.	Laurie Caraher	2,957	1984-87
10.	Christy Warren	2,904	1995-98

ASSISTS PER SET

	Name	No.	Years
1.	Erica Lear	12.87	1998-01
2.	Julie Knytych	12.48	2002-05
3.	Mary Pollmiller	11.28	2011-12
4.	Molly Mooney	11.13	1991-94
5.	Christy Warren	10.76	1995-98
6.	**Caroline Kerr**	**10.68**	**2023-Pres.**
7.	Natalie Hayward	10.05	2020-22
8.	Allison Stricklin	9.22	1994-95,97
9.	Lexi Dempsey	8.99	2013-15
10.	Amy Rauch	8.31	1989-90

HITTING PERCENTAGE

MINIMUM 100 ATTACKS PER SEASON

	Name	No.	Years
1.	Ava Bell	.381	2019-21
2.	Keondreya Granberry	.372	2022-25
3.	Natalie Hayward	.366	2020-22
4.	Beverly Robinson	.359	1982-83
5.	Erica Treiber	.358	2015-18
6.	Kristen Andre	.336	2002-05
7.	Tamala Brightman	.335	1990-93
8.	Addisyn Rowe	.327	2018-19
9.	Sarah Blum	.315	2003-06
10.	Ariana Wilson	.312	1998-01

DOUBLE-DOUBLES

	Name	No.	Years
1.	Julie Knytych	62	2002-05
2.	Sedona Hansen	60	2016-19
3.	Nikki Fowler	52	2007-10
4.	Kelsey Robinson	49	2010-12
5.	Amy Morris	39	2003-05
6.	Lexi Dempsey	35	2013-15
7.	**Caroline Kerr**	**28**	**2023-Pres.**
8.	Natalie Hayward	30	2020-22
9.	Mary Pollmiller	27	2011-12
10.	Lily Felts	25	2018-21

**Double-double record data since 2001*

ACES

	Name	No.	Years
1.	Robin Maine	255	1980-83
2.	April Chapple	244	1981-84
3.	Kelli Scott	200	1999-02
4.	Bonnie Kenny	192	1980-83
5.	Stephanie Ehlers	189	1985-88
6.	Wendy Jones	174	1986-89
7.	Laurie Caraher	168	1984-87
8.	Kristy Dobson	149	1988-91
9.	Dianne Shoemaker	146	1985-88
10.	Sonja Thomas	142	1991-94

ACES PER SET

	Name	No.	Years
1.	Kelli Scott	.48	1999-02
2.	Stephanie Scheper	.44	1983-85
3.	Wendy Jones	.39	1986-89
4.	Stephanie Ehlers	.38	1985-88
5.	Sonja Thomas	.38	1991-94
6.	Jenny Meeks	.36	1994-96
7.	Laurie Caraher	.34	1984-87
	Kristy Dobson	.34	1988-91
9.	Dianne Shoemaker	.33	1985-88
10.	Donna Monaco	.31	1984-86

>> Bold indicates current player

>> Career statistics have a two-year minimum to qualify for per-game statistics, and players must have played in at least half of the team's matches during their career.

TENNESSEE SEASON RECORDS

NON-RALLY SCORING | RECORDS THROUGH 2000 SEASON



DIANNE SHOEMAKER: AVP TOUR PRO



TAMALA BRIGHTMAN: UT'S KILLS LEADER



BEVERLY ROBINSON: 1988 U.S. OLYMPIAN

KILLS

Name	No.	Year
1. Tanya Haave	756	1980
2. Dianne Shoemaker	620	1988
3. Stephanie Ehlers	564	1988
4. Ariana Wilson	558	2000
5. Tamala Brightman	548	1993
6. Dianne Shoemaker	500	1987
7. Tamala Brightman	496	1992
8. Kelly Hanlon	493	1996
9. April Chapple	483	1984
10. Sonja Thomas	478	1994

KILLS PER SET

Name	No.	Year
1. Dianne Shoemaker	5.69	1988
2. Tamala Brightman	5.33	1992
3. Tamala Brightman	4.98	1993
4. Ariana Wilson	4.77	2000
5. Tanya Haave	4.61	1980
6. Stephanie Ehlers	4.55	1988
7. Sonja Thomas	4.39	1994
8. Kristy Dobson	4.16	1989
9. Beverly Robinson	4.15	1983
10. Tamala Brightman	4.10	1991

BLOCKS

Name	No.	Year
1. Marie Therese Gillcrist	254	1981
2. Robin Maine	179	1983
3. Robin Maine	176	1980
4. Tanya Haave	164	1980
5. Robin Maine	155	1981
6. Robin Maine	154	1982
7. Tamala Brighton	135	1991
8 Diane Borgerding	134	1983
9. Annette Young	131	1988
10. Courtney Huettemann	129	19975

BLOCKS PER SET

Name	No.	Year
1. Marie Therese Gillcrist	1.52	1981
2. Courtney Huettemann	1.34	1996
3. Robin Maine	1.27	1982
4. Robin Maine	1.23	1983
5. Ariana Wilson	1.19	1999
6. Tamala Brightman	1.18	1991
7. Courtney Huettemann	1.16	1997
8. Ariana Wilson	1.15	1998
9. Mary Heinecke	1.12	1996
Annette Young	1.12	1988

ATTACKS

Name	No.	Year
1. Tanya Haave	1,631	1980
2. Stephanie Ehlers	1,394	1988
3. Kelly Hanlon	1,312	1996
4. Ariana Wilson	1,305	2000
5. Dianne Shoemaker	1,303	1988
6. Sonja Thomas	1,220	1994
7. Kelly Hanlon	1,206	1995
8. Chris Jestila	1,187	1996
Kristy Dobson	1,187	1991
10. Kristy Dobson	1,107	1990

ATTACKS PER SET

Name	No.	Year
1. Dianne Shoemaker	11.95	1988
2. Stephanie Ehlers	11.24	1988
3. Sonja Thomas	11.19	1994
4. Ariana Wilson	11.15	2000
5. Tamala Brightman	11.06	1992
6. Kristy Dobson	10.96	1989
7. Kelly Hanlon	10.77	1995
8. Kristy Dobson	10.69	1991
9. Kelly Hanlon	10.67	1996
10. Chris Jestila	10.60	1996

DIGS

Name	No.	Year
1. Stephanie Ehlers	445	1998
2. Kristy Dobson	412	1991
3. Kristy Dobson	384	1990
4. Kristy Dobson	367	1989
April Chapple	367	1984
6. April Chapple	356	1983
7. Sonja Thomas	351	1994
8. Stephanie Ehlers	348	1987
9. Betsy Chavez	344	1983
10. Jennifer Elliott	337	1999

DIGS PER SET

Name	No.	Year
1. Kristy Dobson	3.71	1991
Kristy Dobson	3.71	1989
3. Cissi Lennartsson	3.64	1994
4. Kristy Dobson	3.59	1990
Stephanie Ehlers	3.59	1988
6. Sonja Thomas	3.02	1992
7. Kerry Ginter	2.98	1997
8. Lynn Klus	2.94	1989
9. April Chapple	2.91	1984
10. Erica Lear	2.88	2000
Kelly Hanlon	2.88	1995

ASSISTS

Name	No.	Year
1. Erica Lear	1,523	2000
2. Molly Mooney	1,465	1993
3. Wendy Jones	1,413	1988
4. Betsy Chavez	1,362	1983
5. Molly Mooney	1,361	1991
6. Christy Warren	1,287	1996
7. Erica Lear	1,203	1999
8. Molly Mooney	1,113	1992
9. Erica Lear	1,091	1998
10. Laurie Caraher	1,065	1985

ASSISTS PER SET

Name	No.	Year
1. Erica Lear	13.60	2000
2. Molly Mooney	13.20	1993
3. Erica Lear	13.14	1998
4. Erica Lear	12.15	1999
5. Wendy Jones	11.97	1988
Molly Mooney	11.97	1992
7. Molly Mooney	11.94	1991
8. Christy Warren	11.59	1996
9. Amy Rauch	10.97	1990
10. Betsy Chavez	9.73	1983

HITTING PERCENTAGE

MINIMUM 100 ATTACKS

Name	No.	Year
1. Beverly Robinson	.416	1983
2. Tamala Brightman	.380	1991
3. Trina Cuseo	.361	2000
4. Tamala Brightman	.360	1993
5. Tamala Brightman	.336	1992
6. Ariana Wilson	.333	1998
7. Janelle Hester	.329	2000
Tanya Haave	.329	1980
9. Dianne Shoemaker	.323	1988
10. Ariana Wilson	.309	1999

ACES

Name	No.	Year
1. Beverly Robinson	126	1982
2. April Chapple	95	1983
3. Tanya Haave	92	1980
4. Robin Maine	85	1981
5. Stephanie Ehlers	70	1988
6. Robin Maine	68	1983
April Chapple	68	1982
8. April Chapple	67	1984
9. Dianne Shoemaker	65	1988
10. Stephanie Scheper	62	1984

ACES PER SET

Name	No.	Year
1. Beverly Robinson	1.04	1982
2. April Chapple	0.65	1983
3. Dianne Shoemaker	0.60	1988
4. Stephanie Ehlers	0.56	1988
April Chapple	0.56	1982
6. April Chapple	0.53	1984
7. Robin Maine	0.51	1981
8. Stephanie Scheper	0.49	1984
9. Wendy Jones	0.47	1987
Robin Maine	0.47	1983

TENNESSEE SEASON RECORDS

30-POINT RALLY SCORING | RECORDS FROM 2001 - 2007 SEASONS


JULIE KNYTYCH (2002-05)


MICHELLE PIANTADOSI (2001-04)


KYLIE MARSHALL (2006-09)

KILLS

Name	No.	Year
1. Michelle Piantadosi	442	2004
2. Kristen Andre	438	2004
3. Janelle Hester	436	2001
4. Yuliya Stoyanova	418	2005
5. Ariana Wilson	415	2001
6. Kristen Andre	412	2005
7. Yuliya Stoyanova	405	2004
8. Janelle Hester	394	2002
9. Amy Morris	381	2003
10. Amy Morris	377	2004

KILLS PER SET

Name	No.	Year
1. Janelle Hester	4.48	2002
2. Janelle Hester	4.36	2001
3. Ariana Wilson	4.15	2001
4. Yuliya Stoyanova	4.08	2006
5. Yuliya Stoyanova	3.94	2005
6. Kristen Andre	3.71	2004
7. Kristen Andre	3.61	2005
8. Michelle Piantadosi	3.56	2004
9. Amy Morris	3.53	2003
10. Michelle Piantadosi	3.42	2002

BLOCKS

Name	No.	Year
1. Sarah Blum	209	2006
2. Sarah Blum	161	2005
3. Leah Hinkey	155	2007
4. Sarah Blum	152	2004
Sarah Blum	152	2003
6. Mindy Flynn	135	2006
7. Leah Hinkey	133	2006
8. Kristen Andre	126	2004
9. Kristen Andre	121	2005
Ariana Wilson	121	2001

BLOCKS PER SET

Name	No.	Year
1. Sarah Blum	1.83	2006
2. Sarah Blum	1.53	2005
3. Sarah Blum	1.42	2004
4. Sarah Blum	1.39	2003
5. Leah Hinkey	1.37	2007
6. Heather Harrington	1.30	2005
7. Mindy Flynn	1.22	2007
8. Ariana Wilson	1.21	2001
9. Leah Hinkey	1.19	2006
10. Mindy Flynn	1.13	2006

ATTACKS

Name	No.	Year
1. Michelle Piantadosi	1,119	2004
2. Yuliya Stoyanova	1,101	2005
3. Nikki Fowler	1,081	2007
4. Amy Morris	1,050	2003
5. Amy Morris	1,045	2004
6. Janelle Hester	1,030	2001
7. Michelle Piantadosi	1,021	2003
8. Michelle Piantadosi	981	2002
9. Yuliya Stoyanova	954	2004
10. Michelle Piantadosi	945	2006

ATTACKS PER SET

Name	No.	Year
1. Yuliya Stoyanova	10.88	2006
2. Yuliya Stoyanova	10.39	2005
3. Janelle Hester	10.34	2002
4. Janelle Hester	10.30	2001
5. Amy Morris	9.72	2003
6. Michelle Piantadosi	9.63	2003
7. Nikki Fowler	9.57	2007
8. Michelle Piantadosi	9.08	2002
9. Michelle Piantadosi	9.02	2004
10. Kelsey Fautsch	8.92	2006

DIGS

Name	No.	Year
1. Chloe Goldman	628	2007
2. Amy Morris	506	2005
3. Amy Morris	435	2004
4. Amy Morris	397	2003
5. Cynthia Buggs	362	2004
6. Chelsea Noble	345	2006
7. Kylie Marshall	344	2007
8. Julie Knytych	340	2005
9. Annie Sadowski	337	2006
Morgan Miltner	337	2007

DIGS PER SET

Name	No.	Year
1. Chloe Goldman	5.56	2007
2. Amy Morris	4.69	2005
3. Amy Morris	3.69	2004
4. Amy Morris	3.68	2003
5. Morgan Miltner	3.24	2002
6. Cynthia Buggs	3.09	2004
7. Kylie Marshall	3.04	2007
8. Jena Berg	3.03	2007
9. Julie Knytych	2.96	2003
10. Chelsea Noble	2.95	2006

ASSISTS

Name	No.	Year
1. Julie Knytych	1,709	2004
2. Julie Knytych	1,444	2005
3. Julie Knytych	1,406	2003
4. Chelsea Noble	1,377	2006
5. Erica Lear	1,252	2001
6. Julie Knytych	1,244	2002
7. Jena Berg	1,013	2007
8. Jaye Loyd	255	2007
9. Jena Berg	157	2006
10. Nikki Fowler	98	2007

ASSISTS PER SET

Name	No.	Year
1. Julie Knytych	13.67	2004
2. Erica Lear	13.59	2000
3. Julie Knytych	12.44	2003
4. Julie Knytych	12.24	2005
5. Chelsea Noble	11.77	2006
6. Julie Knytych	11.41	2002
7. Jena Berg	10.23	2007
8. Jaye Loyd	2.28	2007
9. Jena Berg	1.73	2006
10. Nikki Fowler	.87	2007

HITTING PERCENTAGE

MINIMUM 100 ATTACKS

Name	No.	Year
1. Farren Powe	.409	2006
2. Kristen Andre	.371	2004
3. Kristen Andre	.366	2005
4. Ariana Wilson	.358	2001
5. Kristen Andre	.348	2003
6. Sarah Blum	.338	2006
7. Jasmine Fullove	.333	2004
8. Heather Harrington	.324	2005
9. Sarah Blum	.312	2003
10. Sarah Blum	.300	2005

ACES

Name	No.	Year
1. Kelli Scott	69	2001
2. Kelli Scott	46	2002
3. Kylie Marshall	32	2007
4. Annie Sadowski	31	2004
Cynthia Buggs	31	2004
6. Amy Morris	28	2004
Julie Knytych	28	2005
8. April Chapple	68	1982
Andrea Peterson	26	2001
Alex Compeau	26	2002

ACES PER SET

Name	No.	Year
1. Kelli Scott	.70	2001
2. Kelli Scott	.46	2002
3. Kylie Marshall	.28	2007
Annie Sadowski	.28	2004
5. Caley Carter	.27	2001
Alex Compeau	.27	2002
7. Cynthia Buggs	.26	2004
Andrea Peterson	.26	2001
9. Jasmine Fullove	.25	2005
10. Amy Morris	.24	2004
Julie Knytych	.24	2005

TENNESSEE SEASON RECORDS

25-POINT RALLY SCORING | RECORDS FROM 2008 - PRESENT

Morgahn Fingall, a two-time AVCA and VolleyballMag.com All-American, posted 1,632 kills in the 25-point rally-scoring era. That mark is the program record for the era and ranks fifth all time in UT history.



KILLS

Name	No.	Year
1. Kelsey Robinson	561	2011
2. Morgahn Fingall	483	2022
3. Kelsey Robinson	460	2012
4. Morgahn Fingall	457	2023
5. Nikki Fowler	459	2009
6. Tessa Grubbs	453	2018
7. Nina Cajic	448	2024
8. Tessa Grubbs	438	2019
9. Nikki Fowler	427	2008
10. Jenaisya Moore	394	2023
Breana Runnels	394	2021

KILLS PER SET

Name	No.	Year
1. Kelsey Robinson	4.52	2011
2. Morgahn Fingall	4.39	2022
3. Morgahn Fingall	4.31	2023
4. Nina Cajic	4.307	2024
5. Kelsey Robinson	4.22	2012
6. Hayden Kubik	4.19	2025
Tessa Grubbs	4.19	2018
8. Tessa Grubbs	4.06	2019
9. Nikki Fowler	3.79	2009
10. Breana Runnels	3.75	2021

BLOCKS

Name	No.	Year
1. Leah Hinkey	143	2009
2. Danielle Mahaffey	139	2021
Farren Powe	139	2009
4. Erica Treiber	138	2018
5. DeeDee Harrison	136	2011
6. Erica Treiber	131	2017
Erica Treiber	131	2015
Leah Hinkey	131	2010
9. DeeDee Harrison	122	2012
10. Alyssa Andreno	117	2017
Alyssa Hilby	117	2008

BLOCKS PER SET

Name	No.	Year
1. Danielle Mahaffey	1.38	2021
2. Erica Treiber	1.30	2017
3. DeeDee Harrison	1.27	2012
4. Ava Bell	1.24	2021
5. Alyssa Hilby	1.21	2008
Farren Powe	1.21	2009
7. Leah Hinkey	1.20	2009
8. Chelsea Sutton	**1.16**	**2025**
9. Keondreya Granberry	1.15	2023
Leah Hinkey	1.15	2010

ATTACKS

Name	No.	Year
1. Kelsey Robinson	1,468	2011
2. Kelsey Robinson	1,283	2012
3. Nikki Fowler	1,268	2009
4. Nina Cajic	1,166	2024
5. Nikki Fowler	1,139	2008
6. Morgahn Fingall	1,122	2022
7. Tessa Grubbs	1,096	2018
8. Breana Runnels	1,053	2021
9. Tessa Grubbs	1,044	2019
10. Morgahn Fingall	1,028	2023

ATTACKS PER SET

Name	No.	Year
1. Kelsey Robinson	11.84	2011
2. Kelsey Robinson	11.77	2012
3. Nina Cajic	11.21	2024
4. Nikki Fowler	10.48	2009
5. Morgahn Fingall	10.20	2022
6. Tessa Grubbs	10.15	2018
7. Breana Runnels	10.03	2021
8. Hayden Kubik	10.00	2025
Morgahn Fingall	9.88	2020
10. Morgahn Fingall	9.70	2023

DIGS

Name	No.	Year
1. Ellen Mullins	640	2013
2. Chloe Goldman	568	2009
3. Ellen Mullins	541	2012
4. Chloe Goldman	511	2008
5. Ellen Mullins	471	2011
6. Brooke Schumacher	463	2017
7. Madison Coulter	429	2019
8. Bridgette Villano	425	2015
9. Gülce Güçtekin	408	2025
10. Yelianiz Torres	403	2023

DIGS PER SET

Name	No.	Year
1. Ellen Mullins	5.61	2013
2. Chloe Goldman	4.73	2009
3. Brooke Schumacher	4.58	2017
4. Chloe Goldman	4.56	2008
5. Ellen Mullins	4.55	2012
6. Bridgette Villano	4.52	2015
7. Madison Coulter	3.97	2019
8. Gülce Güçtekin	3.96	2025
9. Yelianiz Torres	3.91	2023
10. Madison Bryant	3.85	2020

ASSISTS

Name	No.	Year
1. Mary Pollmiller	1,480	2011
2. Mary Pollmiller	1,260	2012
3. Caroline Kerr	**1,245**	**2023**
4. Lexi Dempsey	1,181	2015
5. Natalie Hayward	1,162	2021
6. Natalie Hayward	1,138	2022
7. Sedona Hansen	1,130	2016
8. Caroline Kerr	**1,069**	**2024**
9. Lexi Dempsey	976	2013
10. Sedona Hansen	955	2019

ASSISTS PER SET

Name	No.	Year
1. Mary Pollmiller	11.94	2011
2. Caroline Kerr	**11.75**	**2023**
3. Sedona Hansen	11.19	2016
4. Natalie Hayward	10.66	2021
5. Mary Pollmiller	10.59	2012
6. Caroline Kerr	**10.28**	**2024**
7. Lexi Dempsey	10.18	2015
8. Caroline Kerr	**9.84**	**2025**
9. Natalie Hayward	9.81	2022
10. Natalie Hayward	9.53	2020

HITTING PERCENTAGE

MINIMUM 200 ATTACKS

Name	No.	Year
1. Keondreya Granberry	.455	2024
2. Ava Bell	.397	2021
3. Natalie Hayward	.394	2021
4. Erica Treiber	.392	2018
5. Danielle Mahaffey	.380	2021
6. Leah Hinkey	.367	2010
7. Natalie Hayward	.363	2022
8. Chelsea Sutton	**.362**	**2025**
9. Keondreya Granberry	.356	2023
10. Ava Bell	.353	2020

DOUBLE-DOUBLES

Name	No.	Years
1. Kelsey Robinson	23	2011
2. Kelsey Robinson	22	2012
3. Mary Pollmiller	19	2012
Nikki Fowler	19	2009
5. Sedona Hansen	18	2016
6. Sedona Hansen	15	2018
Lexi Dempsey	15	2013
8. Erykah Lovett	14	2022
Sedona Hansen	14	2017
Nikki Fowler	14	2010

>> Bold indicates current player

ACES

Name	No.	Year
1. Erica Treiber	46	2018
2. Kelsey Robinson	44	2011
3. Nina Cajic	41	2024
4. Morgahn Fingall	38	2022
5. Caroline Kerr	**33**	**2023**
6. Ashllyn King	31	2023
Yelianiz Torres	31	2023
8. Morgahn Fingall	30	2023
Natalie Hayward	30	2022
10. Nikki Brice	28	2011
Kelsey Mahoney	28	2009

ACES PER SET

Name	No.	Year
1. Nina Cajic	0.39	2024
2. Erica Treiber	0.37	2018
3. Kelsey Robinson	0.355	2011
4. Morgahn Fingall	0.345	2022
5. Caroline Kerr	**0.311**	**2023**
6. Ashllyn King	0.310	2023
7. Yelianiz Torres	0.300	2023
8. Cate Schnell	0.297	2025
9. Morgahn Fingall	0.283	2023
10. Kelsey Bawcombe	0.277	2015

SINGLE MATCH RECORDS

TENNESSEE MATCH RECORDS

INDIVIDUAL

Kills	42	Nina Cajic vs. Western Michigan (9/19/2024)
Attacks	99	Stephanie Ehlers vs. Washington State (9/24/88)
Percentage	1.000	Tanya Haave (7-0-7) vs. Loyola [Illinois] (11/23/84)
Assists	88	Erica Lear vs. Arkansas (10/6/00)
Aces	11	Beverly Robinson vs. Northwestern (12/4/82)
Block Solos	7	Robin Maine vs. Eastern Kentucky (11/13/82)
	7	Danielle Mahaffey vs. Mississippi State (3/5/2021)
Block Assists	15	Sarah Blum vs. Auburn (11/19/06)
Total Blocks	16	Sarah Blum vs. Auburn (11/19/06)
Digs	42	Amy Morris vs. Notre Dame (11/26/05)

TEAM

Kills	107	vs. Arkansas (10/6/00)
Attacks	270	vs. Arkansas (10/6/00)
Percentage	.639	(48-2-72) vs. Boston College (9/8/12)
Assists	100	vs. Arkansas (10/6/00)
Aces	21	vs. Northwestern (12/4/82)
Block Solos	15	vs. Miami [Ohio] (10/2/85)
Block Assists	42	vs. Auburn (11/19/06)
Total Blocks	56	vs. San Francisco (9/24/80)
Digs	134	vs. UNC Asheville (11/1/97)

OPPONENT MATCH RECORDS

INDIVIDUAL

Kills	34	Shelly Gross of Georgia (11/14/86)
Attacks	78	Amber Stivrins of Georgia (10/29/20)
Percentage	1.000 (3x)	Last by Sara Shanks (3-0-3) of Auburn (11/13/09)
Assists	88	Evgeniaya Rangelova of Arkansas (10/06/00)
Aces	9	Kathy Rupp of Pittsburgh (10/29/83)
Block Solos	8	Lisa Soullier of Colorado (10/29/88)
Block Assists	12 (4x)	Last by Sarah Freudenrich of Arkansas (9/30/07)
Total Blocks	16	Lisa Tecca of Eastern Kentucky (9/24/85)
Digs	36	Jesse Earl of Auburn (10/4/17)

TEAM

Kills	102	Arkansas (10/6/00)
Attacks	268	Arkansas (10/6/00)
Percentage	.554	(47-6-74) by Texas (11/27/24)
Assists	99	Arkansas (10/6/00)
Aces	20	Auburn (10/27/91)
Block Solos	17	Eastern Kentucky (9/24/85)
Block Assists	38	Mississippi State (10/23/94)
Total Blocks	47	Texas Tech (10/5/91)
Digs	145	UNC Asheville (11/1/97)



CAJIC MAKES HISTORY WITH 42-KILL PERFORMANCE

During Tennessee's win against Western Michigan on Sept. 19, 2024, outside hitter **Nina Cajic** had a *performance for the ages*, tallying *42 kills on 76 attacks and .500 hitting*. Here's a breakdown of all the notable marks from that match:

- Shattered the *Tennessee all-time record for kills in a match*, besting the previous record of 41 kills by **Stephanie Ehlers** against Washington State on Sept. 24, 1988.
- Became the *first player in SEC history* to eclipse 40 kills in a match *during the modern era*.
- *One of two NCAA players* during the 25-point rally scoring era to have *40-plus kills in a four-set match*.
- Most kills by any NCAA player (regardless of division) in a match *during the 2024 season*.
- Averaged 10.5 kills per set and had *20 kills in the final frame*.
- Her 42nd kill was the match winner against Western Michigan.

25-POINT RALLY SCORING ERA SINGLE MATCH RECORDS BY SET

THREE SETS

Kills	23	Morgahn Fingall	at Alabama	Nov. 25, 2022
Attempts	48	Nina Cajic	South Carolina	Nov. 24, 2024
Hitting %	.923	Leah Hinkey	vs. Marshall	Sept. 12, 2009
Assists	50	Mary Pollmiller	at Maryland	Sept. 8, 2012
Aces	6	Maggie Dostic	vs. Delaware State	Sept. 13, 2025
Digs	28	Ellen Mullins	at Chattanooga	Sept. 5, 2013
Solo Blocks	4 (2x)	Kiki Granberry	vs. Boston College	Sept. 1, 2023
Block Assists	10	Erica Trieber	at Georgia	Sept. 27, 2015
Total Blocks	10 (2x)	Erica Trieber	at Georgia	Sept. 27, 2015

FOUR SETS

Kills	42	Nina Cajic	Western Michigan	Sept. 19, 2024
Attempts	76	Nina Cajic	Western Michigan	Sept. 19, 2024
Hitting %	.667	Erica Trieber	at Alabama	Nov. 6, 2015
Assists	64	Mary Pollmiller	Kentucky	Nov. 23, 2011
Aces	6	Cate Schnell	Wofford	Sept. 4, 2025
Digs	36	Brooke Schumacher	vs. UTSA	Sept. 1, 2017
Solo Blocks	7	Danielle Mahaffey	Mississippi State	March 5, 2021
Block Assists	10	Ava Bell	at Georgia	Oct. 15, 2021
Total Blocks	12	Danielle Mahaffey	Arkansas	Sept. 25, 2021

FIVE SETS

Kills	31	Nina Cajic	Alabama	Sept. 25, 2024
Attempts	85	Tessa Grubbs	Illinois	Aug. 30, 2019
Hitting %	.786	Addisyn Rowe	vs. Colorado State	Nov. 30, 2018
Assists	69	Mary Pollmiller	at Ole Miss	Nov. 11, 2011
Aces	7	Nina Cajic	at Missouri	Oct. 13, 2024
Digs	37	Ellen Mullins	Jacksonville State	Sept. 21, 2013
Solo Blocks	3 (6x)	Danielle Mahaffey	Texas A&M	Oct. 3, 2021
Block Assists	11	DeeDee Harrison	vs. Michigan	Nov. 29, 2012
Total Blocks	13	Leah Hinkey	Kentucky	Nov. 25, 2009

Min. 12 kills for hitting percentage

ALL-TIME HIGHS: DIGS & KILLS

KILLS

FIVE SETS

41 Stephanie Ehlers vs. Washington State (9/24/88)
38 Kelli Scott at Arkansas (10/6/00)
37 Dianne Shoemaker vs. Florida (11/5/88)
36 Dianne Shoemaker at Bowling Green (10/15/88)
35 Kelsey Fautsch at Notre Dame (11/26/05)
35 Janelle Hester vs. Marquette (11/23/01)
33 Kristen Andre vs. Florida (10/30/05)
32 Tamala Brightman at Georgia Tech (10/20/93)
31 Nina Cajic vs. Alabama (9/25/24)
29 Morgahn Fingall vs. Mississippi State (11/20/22)
29 Tessa Grubbs vs. Illinois (8/30/19)
29 Nikki Fowler at Georgia (11/15/09)
29 Janelle Hester vs. MTSU (10/15/02)
29 Cissi Lennartsson vs. Kentucky (9/30/94)
29 Dianne Shoemaker vs. Florida (10/8/87)
29 April Chapple vs. Texas (10/8/83)
29 Beverly Robinson vs. Penn State (10/7/83)
28 Kelsey Robinson vs. Dayton (9/3/11)
28 Nikki Fowler vs. South Carolina (11/11/07)
28 Chris Jestila vs. Cleveland State (9/5/98)
28 Sonja Thomas vs. Mississippi State (10/23/94)
28 Tamala Brightman vs. Mississippi State (10/25/92)
28 Kristy Dobson at Alabama (11/3/90)
28 Dianne Shoemaker at LSU (11/17/88)
28 Dianne Shoemaker vs. Washington State (9/24/88)
28 Beverly Robinson at Florida State (12/4/83)
27 Hayden Kubik at LSU (10/3/25)
27 Nina Cajic vs. Georgia Tech (12/5/24)
27 Tessa Grubbs at Georgia (10/28/18)
27 Kelsey Robinson vs. Ohio (8/26/11)
27 Janelle Hester at South Carolina (11/16/01)
27 Tamala Brightman at Mississippi State (10/14/91)
27 Kristy Dobson vs. UAB (9/27/90)
26 Breana Runnels at Missouri (11/24/21)
26 Michelle Piantadosi vs. Ohio State (12/10/04)
26 Michelle Piantadosi at Florida (11/14/04)
26 Janelle Hester vs. Georgia (10/6/02)
26 Mary Heinecke vs. Eastern Kentucky (10/24/95)
26 Sonja Thomas vs. Kentucky (9/30/94)
26 Kristy Dobson at Alabama (10/12/91)
26 Tamala Brightman at Arkansas State (10/4/91)
26 Kristy Dobson vs. N.C. State (9/28/91)
26 Dianne Shoemaker vs. Tulane (9/10/88)
26 April Chapple at Ole Miss (11/8/84)
26 April Chapple vs. Ohio State (9/24/82)

FOUR SETS

42 Nina Cajic vs. Western Michigan (9/19/24)
35 Tamala Brightman vs. Kentucky (10/31/92)
34 Tamala Brightman vs. Sam Houston State (12/1/93)
34 Dianne Shoemaker vs. Penn State (10/21/88)
34 Dianne Shoemaker vs. Kentucky (10/5/88)
33 Tamala Brightman vs. Northwestern (9/5/92)
31 Tamala Brightman vs. Georgia (11/13/92)
30 Ariana Wilson at Kentucky (11/12/00)
30 Sonja Thomas vs. Arkansas (10/7/94)
29 Chris Jestila at Kentucky (11/9/96)
29 Kelly Hanlon at Ole Miss (10/18/96)
27 Morgahn Fingall vs. LSU (11/06/22)
27 Ariana Wilson vs. Kentucky (11/10/00)
27 Kelli Scott at LSU (10/8/00)
27 Tamala Brightman vs. Mississippi State (11/29/91)
27 Dianne Shoemaker vs. Clemson (9/22/87)
26 Kelsey Robinson vs. Kentucky (11/23/11)
26 Kelli Scott vs. Arkansas (11/15/02)
26 Chris Jestila at Ole Miss (10/18/96)
25 Hayden Kubik vs. Kentucky (11/24/25)
25 Tessa Grubbs vs. Georgia (11/3/19)
25 Yuliya Stoyanova vs. Kentucky (11/1/06)
25 Kelsey Fautsch vs. Louisville (9/19/06)
25 Michelle Piantadosi vs. Louisville (9/22/04)
25 Kelly Hanlon at Georgia (10/5/96)
25 Kristy Dobson at Florida (9/29/89)
25 Dianne Shoemaker at Louisville (10/14/87)

THREE SETS

25 Dianne Shoemaker at N.C. State (10/8/88)
23 Yuliya Stoyanova vs. Marshall (9/9/06)
23 Janelle Hester vs. Cal Sate-Fullerton (8/30/08)
23 Morgahn Fingall vs. Alabama (11/25/22)
22 Tessa Grubbs at Mississippi State (11/11/18)
21 Nikki Fowler vs. Oklahoma (9/3/10)
21 Kristen Andre vs. Washington (12/15/05)

DIGS

FIVE SETS

42 Amy Morris at Notre Dame (11/26/05)
40 Chloe Goldman at Ole Miss (11/02/07)
37 Ellen Mullins vs. Jacksonville State (9/21/14)
37 Chloe Goldman vs. LSU (10/12/07)
36 Chloe Goldman vs. Dayton (9/14/08)
36 Amy Morris at Louisville (9/28/05)
36 Kristy Dobson vs. Georgia (11/11/90)
35 Madison Coulter at Ole Miss (9/27/19)
32 Brooke Schumacher at Texas A&M (10/27/17)
32 Kristy Dobson vs. N.C. State (10/13/89)
31 Ellen Mullins at Kentucky (10/12/11)
31 Chloe Goldman vs. South Carolina (11/11/07)
31 Amy Morris at Florida (11/14/04)
29 Madison Coulter vs. Houston (9/13/19)
29 Madison Coulter vs. Illinois (8/30/19)
29 Sedona Hansen vs. Illinois (8/30/19)
29 Madison Coulter vs. Colorado State (11/30/18)
29 Jennifer Elliott vs. Georgia (11/14/99)
29 Kristy Dobson at Arkansas State (10/4/91)
29 Tiffany Washington vs. Indiana (9/21/91)
29 Stephanie Ehlers vs. Washington State (9/24/88)
28 Chloe Goldman at LSU (9/18/09)
28 Chloe Goldman at Georgia (9/23/07)
28 Kristy Dobson vs. Georgia Tech (9/13/91)
28 Bridgette Villano vs. South Carolina (10/18/15)
27 Chloe Goldman vs. Kentucky (11/25/09)
27 Chloe Goldman at Clemson (12/5/08)
27 Chloe Goldman vs. Arkansas (9/30/07)
27 Amy Morris vs. Florida (10/30/05)
27 Maureen Skalitzky at Florida State (10/18/86)
27 Bridgette Villano at Cleveland State (9/2/16)
26 Chloe Goldman at Louisville (9/30/09)
26 Chloe Goldman at South Carolina (10/2/09)
26 Amy Morris vs. Georgia (11/21/03)
26 Tiffany Washington vs. Georgia Tech (9/13/91)
25 Megan Hatcher at Mississippi State (10/17/2014)
25 Chloe Goldman at Mississippi State (10/19/07)
25 Morgan Miltner at South Carolina (10/13/02)
25 Cissi Lennartsson vs. Kentucky (9/30/94)
25 Kristy Dobson vs. Ole Miss (10/12/90)
25 April Chapple vs. Penn State (10/7/83)

FOUR SETS

36 Brooke Schumacher vs. UTSA (9/1/17)
35 Chloe Goldman at Arkansas (11/16/07)
33 Stephanie Ehlers vs. Kentucky (10/5/88)
30 Gülce Güçtekin at Kentucky (11/9/25)
30 Yelianiz Torres vs. Arkansas (10/20/23)
30 Chloe Goldman at Alabama (10/16/09)
30 Kim Obiala at UNC Asheville (11/1/97)
29 Wendy Jones vs. Kentucky (10/5/88)
28 Asha Phillips vs. Auburn (11/27/19)
28 Cynthia Buggs vs. Texas A&M (12/4/04)
28 Sonja Thomas vs. Sam Houston State (12/1/93)
28 Bridgette Villano vs. Auburn (9/25/15)
27 Chloe Goldman vs. Marquette (9/8/07)
27 Amy Morris at Alabama (10/16/05)
27 Amy Morris vs. Arkansas (11/20/04)
27 Kelli Scott at LSU (10/8/00)
27 Kristy Dobson vs. Eastern Michigan (11/30/90)
27 Bridgette Villano vs. Wofford (9/11/15)
26 Yelianiz Torres at Mississippi State (9/29/23)
26 Madison Bryant at Arkansas (3/13/21)
26 Brooke Schumacher vs. North Florida (9/1/18)
26 Chloe Goldman at South Carolina (10/2/09)
26 Chloe Goldman vs. Mississippi State (9/16/07)
26 Lauren Clayton at UNC Asheville (11/1/97)
26 Lynn Lovingier at UNC Asheville (11/1/97)
26 Kristy Dobson vs. Southern Illinois (10/5/91)
25 Chloe Goldman vs. Colorado State (9/12/09)
25 Chloe Goldman vs. Alabama (9/21/08)
25 Chloe Goldman at Louisville (10/16/07)
25 Yuliya Stoyanova at Arkansas (10/20/06)
25 Chris Jestila at South Carolina (11/6/98)
25 Andrea Peterson vs. Georgia (10/16/98)
25 Stephanie Scheper vs. Eastern Kentucky (11/6/85)

THREE SETS

31 Chloe Goldman vs. Georgia (10/26/07)
26 Kylie Marshall at LSU (10/22/06)
25 Chloe Goldman at Arkansas (11/7/08)

25-POINT RALLY HIGHS

KILLS

FIVE SETS

31	Nina Cajic	Alabama (2024)
29	Morgahn Fingall	Mississippi State (2022)
29	Tessa Grubbs	Illinois (2019)
29	Nikki Fowler	Georgia (2009)
28	Kelsey Robinson	Dayton (2011)
27	Hayden Kubik	LSU (2025)
27	Nina Cajic	Georgia Tech (2024)
27	Tessa Grubbs	Georgia (2018)
27	Kelsey Robinson	Ohio (2011)
26	Breana Runnels	Missouri (2021)
24	Morgahn Fingall	Texas (2023)
24	Kelsey Robinson	Ole Miss (2011)
24	Kelsey Robinson	Maryland (2011)
24	Nikki Fowler	Arkansas (2010)
24	Nikki Fowler	Arkansas (2009)
24	Nikki Fowler	Kentucky (2008)

FOUR SETS

42	Nina Cajic	Western Michigan (2024)
27	Morgahn Fingall	LSU (2022)
26	Kelsey Robinson	Kentucky (2011)
25	Hayden Kubik	Kentucky (2025)
25	Tessa Grubbs	Georgia (2019)
24	Kelsey Robinson	Virginia Tech (2011)
23	Nina Cajic	Ole Miss (2024)
23	Morgahn Fingall	LSU (2021)
23	Kendra Turner	Missouri (2014)

THREE SETS

23	Morgahn Fingall	Alabama (2022)
22	Tessa Grubbs	Mississippi State (2018)
21	Kennedi Rogers	Fairfield (2026)
21	Nikki Fowler	Oklahoma (2010)
20	Morgahn Fingall	Mississippi State (2023)
20	Kelsey Robinson	Georgia (2011)

DIGS

FIVE SETS

37	Ellen Mullins	Jacksonville State (2013)
36	Chloe Goldman	Dayton (2008)
35	Madison Coulter	Ole Miss (2019)
34	Ellen Mullins	Missouri (2012)
32	Brooke Schumacher	Texas A&M (2017)
32	Ellen Mullins	LSU (2012)
31	Ellen Mullins	Morehead State (2013)
31	Ellen Mullins	Kentucky (2011)
29	Madison Coulter	Houston (2019)
29	Madison Coulter	Illinois (2019)
29	Sedona Hansen	Illinois (2019)
29	Madison Coulter	Colorado State (2018)
29	Ellen Mullins	Kentucky (2012)

FOUR SETS

36	Brooke Schumacher	UTSA (2017)
32	Ellen Mullins	Arkansas (2013)
31	Ellen Mullins	Georgia (2013)
31	Ellen Mullins	UNC Asheville (2013)
31	Ellen Mullins	Coastal Carolina (2013)
30	Gülce Güçtekin	Kentucky (2025)
30	Yelianiz Torres	Arkansas (2023)
30	Chloe Goldman	Alabama (2009)
28	Asha Phillips	Auburn (2019)
28	Bridgette Villano	Auburn (2015)
27	Bridgette Villano	Wofford (2015)

THREE SETS

28	Ellen Mullins	Chattanooga (2013)
26	Ellen Mullins	Mississippi State (2013)
25	Chloe Goldman	Arkansas (2008)
23	Chloe Goldman	Georgia (2009)
22	Ellen Mullins	Maryland (2012)
22	Chloe Goldman	Auburn (2008)
21	Ellen Mullins	Cincinnati (2013)

CLASS RECORDS

KILLS

Freshman

1.	Tessa Grubbs	2016	320
2.	Ashley Mariani	2013	292
3.	Jamie Lea	2013	287
4.	Tiffany Baker	2011	255
5.	Lily Felts	2018	253

Sophomore

1.	Kelsey Robinson	2011	561
2.	Nikki Fowler	2008	427
3.	Erykah Lovett	2022	379
4.	Kayla Jeter	2009	353
5.	Kanisha Jimenez	2015	326

Junior

1.	Kelsey Robinson	2012	460
2.	Nikki Fowler	2009	459
3.	Tessa Grubbs	2018	453
4.	Kayla Jeter	2010	340
5.	Morgahn Fingall	2021	338

Senior

1.	Morgahn Fingall	2022	483
2.	Tessa Grubbs	2019	438
3.	Nikki Fowler	2010	393
4.	Hayden Kubik	2025	390
5.	Erica Treiber	2018	363

5th Year/Graduate

1.	Morgahn Fingall	2023	457
2.	Nina Cajic	2024	448
3.	Jenaisya Moore	2023	394
	Breana Runnels	2021	394

KILLS PER SET

Freshman

1.	Tessa Grubbs	2016	3.60
2.	Jamie Lea	2013	3.05
3.	Kendra Turner	2014	2.71
4.	Ashley Mariani	2013	2.56
5.	Lily Felts	2018	2.53

Sophomore

1.	Kelsey Robinson	2011	4.52
2.	Nikki Fowler	2008	3.62
3.	Morgahn Fingall	2020	3.56
4.	Erykah Lovett	2022	3.27
5.	Tiffany Baker	2012	2.95

Junior

1.	Kelsey Robinson	2012	4.22
2.	Tessa Grubbs	2018	4.19
3.	Nikki Fowler	2009	3.79
4.	Lily Felts	2020	3.23
5.	Morgahn Fingall	2021	3.22

Senior

1.	Morgahn Fingall	2022	4.39
2.	Hayden Kubik	2025	4.19
2.	Tessa Grubbs	2019	4.06
3.	Nikki Fowler	2010	3.51
4.	Bri Holmes	2016	2.96

5th Year/Graduate

1.	Morgahn Fingall	2023	4.311
2.	Nina Cajic	2024	4.308
3.	Breana Runnels	2021	3.75

ASSISTS

Freshman

1.	Mary Pollmiller	2011	1,480
2.	**Caroline Kerr**	**2023**	**1,245**
3.	Sedona Hansen	2016	1,130
4.	Kelsey Mahoney	2008	691
5.	Callie Williams	2017	541

Sophomore

1.	Mary Pollmiller	2012	1,260
2.	**Caroline Kerr**	**2024**	**1,069**
3.	Lexi Dempsey	2013	987
4.	Kelsey Mahoney	2009	842
5.	Callie Williams	2018	533

Junior

1.	**Caroline Kerr**	**2025**	**945**
2.	Sedona Hansen	2018	887
3.	Lexi Dempsey	2014	819
4.	Natalie Hayward	2020	715
5.	Michaela Hanakova	2008	612

Senior

1.	Lexi Dempsey	2015	1,177
2.	Natalie Hayward	2021	1,162
3.	Sedona Hansen	2019	955
4.	Emily Steinbeck	2010	685
5.	Gülce Güçtekin	2025	129

5th Year/Graduate

1.	Natalie Hayward	2022	1,138
2.	Yelianiz Torres	2023	102
3.	Nina Cajic	2024	19
	Jenaisya Moore	2023	19

ASSISTS PER SET

Freshman

1.	Mary Pollmiller	2011	11.94
2.	**Caroline Kerr**	**2023**	**11.75**
3.	Sedona Hansen	2016	11.19
4.	Kelsey Mahoney	2008	5.81
5.	Kylann Scheidt	2010	5.44

Sophomore

1.	Mary Pollmiller	2012	10.59
2.	**Caroline Kerr**	**2024**	**10.28**
3.	Lexi Dempsey	2013	8.73
4.	Kelsey Mahoney	2009	6.96
5.	Sedona Hansen	2017	5.67

Junior

1.	**Caroline Kerr**	**2025**	**9.84**
2.	Natalie Hayward	2020	9.53
3.	Lexi Dempsey	2014	8.03
4.	Sedona Hansen	2018	7.21
5.	Taylor Johnson	2015	6.75

Senior

1.	Natalie Hayward	2021	10.66
2.	Lexi Dempsey	2015	10.15
3.	Sedona Hansen	2019	8.84
4.	Emily Steinbeck	2010	6.01
5.	Gülce Güçtekin	2025	1.25

5th Year/Graduate

1.	Natalie Hayward	2022	9.81
2.	Yelianiz Torres	2023	0.99
3.	Jenaisya Moore	2023	0.18

ACES

Freshman

1.	**Caroline Kerr**	**2023**	**33**
2.	Nikki Brice	2011	28
3.	Kelsey Mahoney	2008	25
4.	**Maggie Dostic**	**2025**	**23**
5.	Callie Williams	2017	21
	Kelsey Robinson	2010	21

Sophomore

1.	Kelsey Robinson	2011	44
2.	Kelsey Mahoney	2009	28
3.	**Caroline Kerr**	**2024**	**26**
4.	Lily Felts	2019	24
	Callie Williams	2018	24
	Nikki Fowler	2008	24

Junior

1.	Ashllyn King	2023	31
2.	Nikki Fowler	2009	25
3.	Nikki Brice	2013	24
4.	Kylie Marshall	2008	22
5.	Kelsey Robinson	2012	21

Senior

1.	Erica Treiber	2018	46
2.	Morgahn Fingall	2022	38
3.	Gülce Güçtekin	2025	25
	Kylie Marshall	2009	25
5.	Hayden Kubik	2025	24

5th Year/Graduate

1.	Nina Cajic	2024	41
2.	Yelianiz Torres	2023	31
3.	Morgahn Fingall	2023	30
	Natalie Hayward	2022	30

ACES PER SET

Freshman

1.	**Caroline Kerr**	**2023**	**0.31**
2.	Kya Moore	2020	0.29
3.	**Maggie Dostic**	**2025**	**0.25**
4.	Kelsey Mahoney	2008	0.24
5.	Nikki Brice	2011	0.23

Sophomore

1.	Kelsey Robinson	2011	0.35
2.	Cate Schnell	2025	0.30
3.	Kelsey Bawcombe	2015	0.28
4.	**Caroline Kerr**	**2024**	**0.25**
5.	Kelsey Mahoney	2009	0.23

Junior

1.	Ashllyn King	2023	0.31
2.	Kelsey Bawcombe	2016	0.30
3.	Abby Ekeler	2023	0.25
4.	**Sydney Jaynes**	**2025**	**0.22**
	Kanisha Jimenez	2016	0.22
	Nikki Brice	2013	0.22

Senior

1.	Erica Treiber	2018	0.37
2.	Morgahn Fingall	2022	0.35
3.	Hayden Kubik	2025	0.26
4.	Raquel Perinar	2021	0.25
5.	Gülce Güçtekin	2025	0.24
	Bridgette Villano	2016	0.24

5th Year/Graduate

1.	Nina Cajic	2024	0.39
2.	Yelianiz Torres	2023	0.30
3.	Morgahn Fingall	2023	0.28

CLASS RECORDS

DIGS

Freshman

1.	Kelsey Robinson	2010	367
2.	Sedona Hansen	2016	298
3.	Kanisha Jimenez	2014	260
4.	Mary Pollmiller	2011	260
5.	Brooke Schumacher	2015	251

Sophomore

1.	Ellen Mullins	2011	471
2.	Kelsey Robinson	2011	391
3.	Madison Coulter	2018	369
4.	Brooke Schumacher	2016	353
5.	Bridgette Villano	2014	328

Junior

1.	Ellen Mullins	2012	541
2.	Chloe Goldman	2008	511
3.	Brooke Schumacher	2017	463
4.	Madison Coutler	2019	429
5.	Bridgette Villano	2015	418

Senior

1.	Ellen Mullins	2013	640
2.	Chloe Goldman	2009	568
3.	Gülce Güçtekin	2025	408
4.	Kylie Marshall	2009	369
5.	Nikki Fowler	2010	324

5th Year/Graduate

1.	Yelianiz Torres	2023	403
2.	Natalie Hayward	2022	274
3.	Breana Runnels	2021	270

DIGS PER SET

Freshman

1.	Kelsey Robinson	2010	3.60
2.	Sedona Hansen	2016	2.95
3.	Kanisha Jimenez	2014	2.52
4.	Lily Felts	2018	2.32
5.	Brooke Schumacher	2015	2.30

Sophomore

1.	Madison Bryant	2020	3.85
2.	Ellen Mullins	2011	3.80
3.	Madison Coulter	2018	3.58
4.	Brooke Schumacher	2016	3.27
5.	Ashllyn King	2022	3.22

Junior

1.	Brooke Schumacher	2017	4.58
2.	Chloe Goldman	2008	4.56
3.	Ellen Mullins	2012	4.55
4.	Bridgette Villano	2015	4.45
5.	Madison Coutler	2019	3.97

Senior

1.	Ellen Mullins	2013	5.61
2.	Chloe Goldman	2009	4.73
3.	Gülce Güçtekin	2025	3.96
4.	Madison Coutler	2020	3.83
5.	Bridgette Villano	2016	3.21

5th Year/Graduate

1.	Yelianiz Torres	2023	3.91
2.	Breana Runnels	2021	2.57
3.	Natalie Hayward	2022	2.36

BLOCKS

Freshman

1.	Erica Treiber	2015	131.0
2.	Alyssa Hilby	2008	117.0
3.	Kiki Granberry	2022	103.0
4.	Shealyn Kolosky	2011	95.0
5.	Iesha Bryant	2014	84.0

Sophomore

1.	Alyssa Andreno	2017	117.0
2.	**Chelsea Sutton**	**2025**	**116.0**
3.	Addisyn Rowe	2018	114.0
4.	Kiki Granberry	2023	108.0
5.	Erica Treiber	2016	107.0

Junior

1.	Leah Hinkey	2009	143.0
2.	DeeDee Harrison	2011	136.0
3.	Erica Treiber	2017	131.0
4.	Nikki Fowler	2009	108.0
5.	Morgahn Fingall	2021	100.0

Senior

1.	Danielle Mahaffey	2021	139.0
2.	Farren Powe	2009	139.0
3.	Erica Treiber	2018	138.0
4.	Leah Hinkey	2010	131.0
5.	DeeDee Harrison	2012	122.0

5th Year/Graduate

1.	Morgahn Fingall	2023	84.0
2.	Natalie Hayward	2022	75.0
3.	Raeven Chase	2023	54.0

BLOCKS PER SET

Freshman

1.	Alyssa Hilby	2008	1.21
2.	Erica Treiber	2015	1.14
3.	Klaudia Pawlik	2022	1.14
4.	Zoë Humphrey	2025	1.06
5.	Iesha Bryant	2014	0.98

Sophomore

1.	**Chelsea Sutton**	**2025**	**1.16**
2.	Kiki Granberry	2023	1.15
3.	Alyssa Andreno	2017	1.13
4.	Erica Treiber	2016	1.06
5.	Raina Hembry	2014	0.92

Junior

1.	Erica Treiber	2017	1.30
2.	Leah Hinkey	2009	1.20
3.	DeeDee Harrison	2011	1.14
4.	Ava Bell	2020	1.08
5.	Morgahn Fingall	2021	0.95

Senior

1.	Danielle Mahaffey	2021	1.38
2.	DeeDee Harrison	2012	1.27
3.	Ava Bell	2021	1,24
4.	Farren Powe	2009	1.21
5.	Leah Hinkey	2010	1.15

5th Year/Graduate

1.	Danielle Mahaffey	2022	1.15
2.	Raeven Chase	2023	1.04
3.	Nicole Shanahan	2021	0.86

HITTING % (MIN. 100 ATTACKS)

Freshman

1.	Klaudia Pawlik	2022	.408
2.	Zoë Humphrey	2025	.381
3.	Erica Treiber	2015	.352
4.	Keondreya Granberry	2022	.332
5.	**Caroline Kerr**	**2023**	**.320**

Sophomore

1.	**Caroline Kerr**	**2024**	**.451**
2.	Ava Bell	2019	.415
3.	Emily Beeker	2023	.396
4.	**Chelsea Sutton**	**2025**	**.362**
5.	Keondreya Granberry	2023	.356

Junior

1.	Keondreya Granberry	2024	.455
2.	Emily Beeker	2024	.396
3.	**Caroline Kerr**	**2025**	**.371**
4.	Ava Bell	2020	.353
5.	Addisyn Rowe	2019	.331

Senior

1.	Ava Bell	2021	.397
2.	Natalie Hayward	2021	.394
3.	Erica Treiber	2018	.392
4.	Danielle Mahaffey	2021	.380
5.	Leah Hinkey	2010	.367

5th Year/Graduate

1.	Raeven Chase	2023	.410
2.	Danielle Mahaffey	2022	.373
3.	Natalie Hayward	2022	.363

YEARLY INDIVIDUAL STATS LEADERS

KILLS

1980	Tanya Haave	756
1981	Robin Maine	409
1982	Beverly Robinson	381
1983	April Chapple	467
1984	April Chapple	483
1985	Stephanie Scheper	308
1986	Dianne Shoemaker	326
1987	Dianne Shoemaker	500
1988	Dianne Shoemaker	620
1989	Kristy Dobson	412
1990	Kristy Dobson	431
1991	Tamala Brightman	467
1992	Tamala Brightman	496
1993	Tamala Brightman	548
1994	Sonja Thomas	478
1995	Kelly Hanlon	424
1996	Kelly Hanlon	493
1997	C. Huettemann	268
1998	Ariana Wilson	382
1999	Ariana Wilson	377
2000	Ariana Wilson	558
2001	Janelle Hester	436
2002	Janelle Hester	394
2003	Amy Morris	381
2004	Michelle Piantadosi	442
2005	Yuliya Stoyanova	418
2006	Sarah Blum	359
2007	Nikki Fowler	370
2008	Nikki Fowler	427
2009	Nikki Fowler	459
2010	Nikki Fowler	393
2011	Kelsey Robinson	561
2012	Kelsey Robinson	460
2013	Ashley Mariani	292
2014	Kendra Turner	222
2015	Kanisha Jimenez	324
2016	Tessa Grubbs	320
2017	Erica Treiber	226
2018	Tessa Grubbs	453
2019	Tessa Grubbs	438
2020	Lily Felts	242
2021	Breana Runnels	394
2022	Morgahn Fingall	483
2023	Morgahn Fingall	457
2024	Nina Cajic	448
2025	Hayden Kubik	390

KILLS PER SET

1980	Tanya Haave	4.61
1981	Robin Maine	2.74
1982	Beverly Robinson	3.15
1983	Beverly Robinson	4.15
1984	April Chapple	3.83
1985	Stephanie Scheper	2.51
1986	Dianne Shoemaker	2.69
1987	Dianne Shoemaker	4.03
1988	Dianne Shoemaker	5.69
1989	Kristy Dobson	4.16
1990	Kristy Dobson	4.03
1991	Tamala Brightman	4.10
1992	Tamala Brightman	5.33
1993	Tamala Brightman	4.98
1994	Sonja Thomas	4.38
1995	Kelly Hanlon	3.79
1996	Kelly Hanlon	4.01
1997	Chris Jestila	3.34
1998	Chris Jestila	3.85
1999	Ariana Wilson	3.52
2000	Ariana Wilson	4.77
2001	Janelle Hester	4.36
2002	Janelle Hester	4.48
2003	Amy Morris	3.53
2004	Kristen Andre	3.71
2005	Yuliya Stoyanova	3.94
2006	Yuliya Stoyanova	4.08
2007	Nikki Fowler	3.27
2008	Nikki Fowler	3.62
2009	Nikki Fowler	3.79
2010	Nikki Fowler	3.51
2011	Kelsey Robinson	4.52
2012	Kelsey Robinson	4.22
2013	Jamie Lea	2.99
2014	Kendra Turner	2.67
2015	Kanisha Jimenez	2.87
2016	Tessa Grubbs	3.60
2017	Tessa Grubbs	2.81
2018	Tessa Grubbs	4.19
2019	Tessa Grubbs	4.06
2020	Morgahn Fingall	3.56
2021	Breana Runnels	3.75
2022	Morgahn Fingall	4.39
2023	Morgahn Fingall	4.31
2024	Nina Cajic	4.31
2025	Hayden Kubik	4.19

ASSISTS

1983	Betsy Chavez	1,362
1984	Christine Hynes	606
1985	Laurie Caraher	1,065
1986	Laurie Caraher	611
1987	Wendy Jones	739
1988	Wendy Jones	1,413
1989	Wendy Jones	800
1990	Amy Rauch	1,009
1991	Molly Mooney	1,361
1992	Molly Mooney	1,113
1993	Molly Mooney	1,465
1994	Molly Mooney	735
1995	Christy Warren	649
1996	Christy Warren	1,287
1997	Christy Warren	684
1998	Erica Lear	1,091
1999	Erica Lear	1,203
2000	Erica Lear	1,523
2001	Erica Lear	1,252
2002	Julie Knytych	1,244
2003	Julie Knytych	1,406
2004	Julie Knytych	1,709
2005	Julie Knytych	1,444
2006	Chelsea Noble	1,377
2007	Jena Berg	1,013
2008	Kelsey Mahoney	691
2009	Kelsey Mahoney	842
2010	Emily Steinbeck	685
2011	Mary Pollmiller	1,480
2012	Mary Pollmiller	1,260
2013	Lexi Dempsey	976
2014	Lexi Dempsey	819
2015	Lexi Dempsey	1,181
2016	Sedona Hansen	1,130
2017	Callie Williams	541
2018	Sedona Hansen	887
2019	Sedona Hansen	955
2020	Natalie Hayward	715
2021	Natalie Hayward	1,162
2022	Natalie Hayward	1,138
2023	Caroline Kerr	1,245
2024	Caroline Kerr	1,069
2025	Caroline Kerr	945

ASSISTS PER SET

1983	Betsy Chavez	9.73
1984	Christine Hynes	5.51
1985	Laurie Caraher	8.32
1986	Laurie Caraher	5.17
1987	Wendy Jones	6.21
1988	Wendy Jones	11.97
1989	Wendy Jones	8.99
1990	Amy Rauch	10.97
1991	Molly Mooney	11.94
1992	Molly Mooney	11.97
1993	Molly Mooney	13.20
1994	Molly Mooney	7.21
1995	Christy Warren	9.27
1996	Christy Warren	11.59
1997	Christy Warren	10.30
1998	Erica Lear	13.14
1999	Erica Lear	12.15
2000	Erica Lear	13.59
2001	Erica Lear	12.52
2002	Julie Knytych	11.41
2003	Julie Knytych	12.44
2004	Julie Knytych	13.67
2005	Julie Knytych	12.24
2006	Chelsea Noble	11.77
2007	Jena Berg	10.23
2008	Kelsey Mahoney	5.81
2009	Kelsey Mahoney	6.96
2010	Kelsey Mahoney	6.31
2011	Mary Pollmiller	11.94
2012	Mary Pollmiller	10.59
2013	Lexi Dempsey	8.64
2014	Lexi Dempsey	8.03
2015	Lexi Dempsey	10.18
2016	Sedona Hansen	11.19
2017	Sedona Hansen	5.67
2018	Sedona Hansen	7.21
2019	Sedona Hansen	8.84
2020	Natalie Hayward	9.53
2021	Natalie Hayward	10.66
2022	Natalie Hayward	9.81
2023	Caroline Kerr	11.75
2024	Caroline Kerr	10.28
2025	Caroline Kerr	9.84

HITTING PERCENTAGE

1980	Tanya Haave	.329
1981	Betsy Chavez	.245
1982	Betsy Chavez	.322
1983	Beverly Robinson	.416
1984	April Chapple	.261
1985	Donna Monaco	.219
1986	Maureen Skalitzky	.238
1987	Lisa Stegman	.263
1988	Dianne Shoemaker	.323
1989	Annette Young	.220
1990	Tamala Brightman	.237
1991	Tamala Brightman	.380
1992	Tamala Brightman	.336
1993	Tamala Brightman	.360
1994	C. Huettemann	.226
1995	Jenny Meeks	.184
1996	C. Huettemann	.224
1997	Kim Obiala	.240
1998	Ariana Wilson	.333
1999	Ariana Wilson	.309
2000	Trinia Cuseo	.361
2001	Ariana Wilson	.358
2002	Kelli Scott	.249
2003	Kristen Andre	.348
2004	Kristen Andre	.371
2005	Kristen Andre	.366
2006	Sarah Blum	.338
2007	Leah Hinkey	.274
2008	Farren Powe	.326
2009	Farren Powe	.316
2010	Leah Hinkey	.367
2011	Leslie Cikra	.313
2012	DeeDee Harrison	.283
2013	Shealyn Kolosky	.205
2014	Shealyn Kolosky	.291
2015	Erica Treiber	.354
2016	Erica Treiber	.348
2017	Erica Treiber	.325
2018	Erica Treiber	.392
2019	Ava Bell	.415
2020	Ava Bell	.353
2021	Ava Bell	.397
2022	Klaudia Pawlik	.408
2023	Raeven Chase	.410
2024	Keondreya Granberry	.455
2025	Zoë Humphrey	.381

ACES

1980	Tanya Haave	92
1981	Robin Maine	85
1982	Beverly Robinson	126
1983	April Chapple	95
1984	April Chapple	67
1985	Stephanie Scheper	48
1986	Laurie Caraher	48
1987	Wendy Jones	56
1988	Stephanie Ehlers	70
1989	Kristy Dobson	34
1990	Kristy Dobson	43
1991	Molly Mooney	48
1992	Sonja Thomas	51
1993	Sonja Thomas	43
1994	Amy Buchanan	29
1995	Jenny Meeks	33
1996	Kelly Hanlon	34
1997	Kim Obiala	25
1998	Erica Lear	35
1999	Kelli Scott	49
2000	Andrea Peterson	41
2001	Kelli Scott	69
2002	Kelli Scott	46
2003	Amy Morris	24
2004	C. Buggs/A. Sadowski	31
2005	Julie Knytych	28
2006	Kylie Marshall	24
2007	Kylie Marshall	32
2008	Kelsey Mahoney	24
2009	Kelsey Mahoney	28
2010	N. Fowler/K. Robinson	21
2011	Kelsey Robinson	44
2012	Kelsey Robinson	21
2013	Nikki Brice	23
2014	Kanisha Jimenez	17
	Kelsey Bawcombe	17
2015	Kelsey Bawcombe	23
2016	Erica Treiber	21
2017	Callie Williams	21
2018	Erica Treiber	46
2019	Lily Felts	24
2020	Lily Felts	11
	Natalie Hayward	11
2021	Natalie Hayward	23
2022	Morgahn Fingall	38
2023	Caroline Kerr	33
2024	Nina Cajic	41
2025	Gülce Güçtekin	25

ACES PER SET

1981	Robin Maine	0.51
1982	Beverly Robinson	1.04
1983	April Chapple	0.65
1984	April Chapple	0.53
1985	Stephanie Scheper	0.39
1986	Laurie Caraher	0.41
1987	Wendy Jones	0.47
1988	Dianne Shoemaker	0.60
1989	Kristy Dobson	0.34
1990	Kristy Dobson	0.41
1991	Molly Mooney	0.42
1992	Sonja Thomas	0.60
1993	Sonja Thomas	0.38
1994	Amy Buchanan	0.31
1995	Jenny Meeks	0.39
1996	Kelly Hanlon	0.28
1997	K. Obiala/K. Ginter	0.23
1998	Erica Lear	0.42
1999	Kelli Scott	0.42
2000	Andrea Peterson	0.39
2001	Kelli Scott	0.70
2002	Kelli Scott	0.46
2003	Amy Morris	0.22
2004	Annie Sadowski	0.28
2005	Julie Knytych	0.24
2006	Kylie Marshall	0.21
2007	Kylie Marshall	0.28
2008	Kelsey Mahoney	0.21
2009	Kelsey Mahoney	0.23
2010	Kelsey Robinson	0.21
2011	Kelsey Robinson	0.35
2012	Kelsey Robinson	0.19
2013	Nikki Brice	0.21
2014	Kelsey Bawcombe	0.20
2015	Kelsey Bawcombe	0.28
2016	Bridgette Villano	0.24
2017	Kanisha Jimenez	0.23
2018	Erica Treiber	0.37
2019	Lily Felts	0.22
2020	Kya Moore	0.29
2021	Natalie Hayward	0.21
2022	Morgahn Fingall	0.35
2023	Caroline Kerr	0.31
2024	Nina Cajic	0.39
2025	Cate Schnell	0.30

BLOCKS

1980	Robin Maine	176
1981	M. Therese Gillcrist	254
1982	Robin Maine	154
1983	Robin Maine	179
1984	Laura Wessberg	100
1985	Donna Monaco	91
1986	Donna Monaco	112
1987	Dianne Shoemaker	117
1988	Annette Young	131
1989	Annette Young	91
1990	A. Young-Gillcrist	96
1991	Tamala Brightman	135
1992	Jennifer Smith	92
1993	Tamala Brightman	106
1994	Jenny Meeks	81
1995	Jenny Meeks	79
1996	Mary Heinecke	126
1997	C. Huettemann	129
1998	Ariana Wilson	116
1999	Ariana Wilson	127
2000	Janelle Hester	114
2001	Ariana Wilson	121
2002	Kristen Andre	87
2003	Sarah Blum	152
2004	Sarah Blum	152
2005	Sarah Blum	161
2006	Sarah Blum	209
2007	Leah Hinkey	155
2008	Alyssa Hilby	117
2009	Leah Hinkey	143
2010	Leah Hinkey	131
2011	DeeDee Harrison	136
2012	DeeDee Harrison	122
2013	Raina Hembry	75
2014	Iesha Bryant	84
2015	Erica Treiber	131
2016	Erica Treiber	107
2017	Erica Treiber	131
2018	Erica Treiber	138
2019	Alyssa Andreno	98
2020	Ava Bell	79
2021	Danielle Mahaffey	139
2022	Keondreya Granberry	103
2023	Keondreya Granberry	108
2024	Keondreya Granberry	91
2025	Chelsea Sutton	116

BLOCKS PER SET

1980	Robin Maine	
1981	Marie T. Gillchrist	1.52
1982	Robin Maine	1.27
1983	Robin Maine	1.23
1984	Laura Wessberg	.95
1985	Dianne Shoemaker	.85
1986	Donna Monaco	.95
1987	Dianne Shoemaker	.94
1988	Annette Young	1.12
1989	Annette Young	.97
1990	A. Young-Gillcrist	1.05
1991	Tamala Brightman	1.18
1992	Jennifer Smith	1.05
1993	Tamala Brightman	.96
1994	Jenny Meeks	.75
1995	Jenny Meeks	.94
1996	C. Huettemann	1.34
1997	C. Huettemann	1.15
1998	Ariana Wilson	1.15
1999	Ariana Wilson	1.19

YEARLY INDIVIDUAL STATS LEADERS

2000	Trinia Cuseo	.98
2001	Ariana Wilson	1.21
2002	Heather Harrington	.83
2003	Sarah Blum	1.39
2004	Sarah Blum	1.42
2005	Sarah Blum	1.53
2006	Sarah Blum	1.83
2007	Leah Hinkey	1.37
2008	Alyssa Hilby	1.21
2009	Farren Powe	1.21
2010	Leah Hinkey	1.15
2011	DeeDee Harrison	1.14
2012	DeeDee Harrison	1.27
2013	Raina Hembry	0.85
2014	Iesha Bryant	0.98
2015	Erica Treiber	1.14
2016	Erica Treiber	1.06
2017	Erica Treiber	1.30
2018	Erica Treiber	1.10
2019	Addisyn Rowe	0.94
2020	Ava Bell	1.08
2021	Danielle Mahaffey	1.38
2022	Keondreya Granberry	0.90
2023	Keondreya Granberry	1.15
2024	Keondreya Granberry	0.93
2025	Chelseas Sutton	1.16

DIGS

1981	Betsy Chavez	163
1982	Beverly Robinson	140
1983	April Chapple	356
1984	April Chapple	367
1985	Stephanie Scheper	303
1986	Maureen Skalitzky	332
1987	Stephanie Ehlers	348
1988	Stephanie Ehlers	445
1989	Kristy Dobson	367
1990	Kristy Dobson	384
1991	Kristy Dobson	412
1992	Sonja Thomas	257
1993	Cissi Lennartsson	321
1994	Sonja Thomas	351
1995	Kelly Hanlon	322
1996	Kelly Hanlon	323
1997	Kerry Ginter	322
1998	Mary Heinecke	275
1999	Jennifer Elliott	337
2000	Erica Lear	322
2001	Erica Lear/Kelli Scott	260
2002	Morgan Miltner	337
2003	Amy Morris	397
2004	Amy Morris	435
2005	Amy Morris	506
2006	Chelsea Noble	345
2007	Chloe Goldman	628
2008	Chloe Goldman	511
2009	Chloe Goldman	568
2010	Kelsey Robinson	367
2011	Ellen Mullins	471
2012	Ellen Mullins	541
2013	Ellen Mullins	640
2014	Bridgette Villano	328
2015	Bridgette Villano	425
2016	Brooke Schumacher	353
2017	Brooke Schumacher	463
2018	Madison Coulter	369
2019	Madison Coulter	429
2020	Madison Bryant	289
2021	Madison Bryant	370
2022	Erykah Lovett	312
2023	Yelianiz Torres	403
2024	Hayden Kubik	246
2025	Gülce Güçtekin	408

DIGS PER SET

1981	Betsy Chavez	1.03
1982	Beverly Robinson	1.16
1983	Betsy Chavez	2.45
1984	April Chapple	2.91
1985	Stephanie Scheper	2.46
1986	Maureen Skalitzky	2.81
1987	Stephanie Ehlers	2.81
1988	Stephanie Ehlers	3.59
1989	Kristy Dobson	3.70
1990	Kristy Dobson	3.59
1991	Kristy Dobson	3.71
1992	Sonja Thomas	3.02
1993	Cissi Lennartsson	2.84
1994	Sonja Thomas	3.64
1995	Kelly Hanlon	2.88
1996	Kelly Hanlon	3.48
1997	Kerry Ginter	2.90
1998	Chris Jestila	2.78
1999	Jennifer Elliott	2.86
2000	Erica Lear	2.88
2001	Kelli Scott	2.65
2002	Morgan Miltner	3.24
2003	Amy Morris	3.68
2004	Amy Morris	3.69
2005	Amy Morris	4.69
2006	Chelsea Noble	2.95
2007	Chloe Goldman	5.56
2008	Chloe Goldman	4.56
2009	Chloe Goldman	4.73
2010	Kelsey Robinson	3.60
2011	Ellen Mullins	3.80
2012	Ellen Mullins	4.55
2013	Ellen Mullins	5.61
2014	Megan Hatcher	3.09
2015	Bridgette Villano	4.52
2016	Brooke Schumacher	3.27
2017	Brooke Schumacher	4.58
2018	Madison Coulter	3.58
2019	Madison Coulter	3.97
2020	Madison Bryant	3.85
2021	Madison Bryant	3.43
2022	Ashllyn King	3.22
2023	Yelianiz Torres	3.91
2024	Hayden Kubik	2.44
2025	Gülce Güçtekin	3.96

TENNESSEE SEASON TOTALS

YEAR-END STAT TOTALS SINCE 1980

Year	M	SP	K	TA	PCT	AST	SA	DIG	BLK
1980	**56**	165	**2,296**	5,046	.286	--	423	--	**827**
1981	**56**	**167**	2,177	**5,469**	.193	--	449	855	733
1982	38	121	1,659	3,829	.260	--	**456**	725	367
1983	41	146	2,084	4,945	.238	1,698	432	1,848	395
1984	36	130	1,569	4,186	.190	1,351	320	1,826	389
1985	36	135	1,570	4,274	.162	1,396	271	1,569	281
1986	35	126	1,684	4,443	.211	1,454	272	1,742	280
1987	36	124	1,708	4,207	.212	1,508	267	1,452	257
1988	35	127	1,988	4,281	.260	1,757	320	1,882	323
1989	28	99	1,307	3,734	.184	1,122	150	1,505	236
1990	29	103	1,508	4,281	.179	1,261	169	1,533	251
1991	29	114	1,706	4,478	.209	1,481	193	1,913	405
1992	27	93	1,390	3,544	.215	1,204	229	1,426	282
1993	31	114	1,878	4,449	.243	1,640	210	1,682	358
1994	31	109	1,598	4,464	.175	1,421	153	1,807	194
1995	32	112	1,418	4,350	.128	1,227	155	1,594	218
1996	33	123	1,947	5,222	.208	1,684	206	1,945	558
1997	34	114	1,538	4,718	.173	1,341	145	1,903	252
1998	29	102	1,667	4,404	.250	1,520	174	1,676	230
1999	32	118	1,832	4,784	.245	1,628	168	1,808	262.5
2000	33	119	1,952	4,943	.242	1,769	198	1,871	282
2001	27	100	1,526	3,847	.244	1,386	175	1,461	259
2002	31	109	1,605	4,175	.223	1,428	177	1,642	223.5
2003	31	113	1,819	4,629	.252	1,634	129	1,950	302
2004	35	125	2,117	5,158	.261	**1,916**	163	**2,129**	335
2005	34	118	1,841	4,631	.249	1,702	149	1,958	343.5
2006	31	119	1,866	4,865	.234	1,696	121	2,001	390.0
2007	29	113	1,591	4,628	.183	1,465	108	2,065	334.0
2008	32	119	1,571	4,150	.239	1,464	129	1,838	287.5
2009	32	121	1,589	4,389	.222	1,469	126	1,997	331.5
2010	32	114	1,658	3,889	.291	1,545	105	1,684	279.0
2011	32	124	1,802	4,435	.273	1,655	142	1,850	283.5
2012	30	119	1,670	4,337	.250	1,555	98	1,921	321.5
2013	32	114	1,306	4,205	.156	1,207	83	1,975	202.5
2014	32	113	1,265	3,889	.173	1,173	88	1,589	242.5
2015	33	118	1,470	4,039	.223	1,362	121	1,797	264.0
2016	31	109	1,508	3,756	.253	1,407	135	1,547	248.0
2017	27	104	1,282	3,714	.216	1,190	93	1,616	275.5
2018	32	108	1,783	4,514	.249	1,638	125	1,896	280.0
2019	28	108	1,476	3,767	.249	1,344	128	1,547	227.0
2020-21*	20	75	991	2,675	.236	876	64	1,113	180.5
2021	30	109	1,542	3,837	.271	1,412	113	1,666	328.5
2022	31	116	1,553	3,869	.261	1,408	158	1,616	266.5
2023	31	106	1,563	3,560	**.304**	1,442	177	1,512	243.5
2024	27	104	1,375	3,370	.277	1,284	156	1,340	220.5
2025	28	103	1,459	3,396	.292	1,353	143	1,402	247.5

>> **Bold** type indicates category high
>> Note: Complete statistics are unavailable before the 1980 season
>> Note: 2020-21 season was split between fall and spring due to COVID-19 protocols

YEAR-BY-YEAR COACHING RESULTS

1969 - PRESENT | RECORDS SINCE 1973

JEAN WELLS

1958

Year	Overall	SEC	Finish/Postseason
1958	--	--	

NANCY LAY

1960-64

Year	Overall	SEC	Finish/Postseason
1959	--	--	
1960	--	--	
1961	--	--	
1962	--	--	
1963	--	--	
1964	--	--	

JO HOBSON

1965-72

Year	Overall	SEC	Finish/Postseason
1965	--	--	
1966	--	--	
1967	--	--	
1968	--	--	
1969	--	--	3rd State
1970	--	--	1st State
1971	--	--	AIAW (place n/a)
1972	--	--	1st State, 4th Region II

KAYE HART

1973-74

Year	Overall	SEC	Finish/Postseason
1973	38-6	--	1st State, 2nd Region II, 15th AIAW
1974	8-14*	--	8th State
Total	**46-20***		

DIANA HALE

1975

Year	Overall	SEC	Finish/Postseason
1975	17-8-6	--	2nd State
Total	**17-8-6**		

JODY LAMBERT

1976

Year	Overall	SEC	Finish/Postseason
1976	22-13-4*	--	2nd State
Total	**22-13-4***		

BUD FIELDS

[1977-78]

Year	Overall	SEC	Finish/Postseason
1977	7-11-3*	--	1st State, 4th Region II
1978	20-14-3	--	2nd State
Total	**27-25-6***		

BOB BERTUCCI

[1979-86]

Year	Overall	SEC	Finish/Postseason
1979	34-11	--	1st State, 2nd SEC, 5th Region II
1980	40-17	--	2nd State, 2nd SEC, 2nd Region II
1981	34-22	--	1st SEC, NCAA 1st Round
1982	31-7	--	1st SEC, NCAA Regional QF
1983	31-10	3-2	2nd SEC, NCAA Regional QF
1984	25-11	5-1	1st SEC, NCAA Regional QF
1985	12-24	3-3	4th SEC
1986	22-13	2-3	5th SEC
Total	**229-115**	**13-9**	

SANDY LYNN

[1987-90]

Year	Overall	SEC	Finish/Postseason
1987	18-18	4-3	3rd SEC
1988	23-12	5-2	2nd SEC
1989	13-15	5-3	4th SEC
1990	12-17	4-4	t-3rd SEC
Total	**66-62**	**18-12**	

JULIE HERMANN

[1991-96]

Year	Overall	SEC	Finish/Postseason
1991	12-17	4-10	8th SEC
1992	13-14	8-6	5th SEC
1993	18-13	7-7	5th SEC, NCAA 2nd Round
1994	10-21	2-12	11th SEC
1995	7-25	0-14	5th SEC East
1996	17-16	6-8	4th SEC East
Total	**77-106**	**27-57**	

ROB PATRICK

[1997-2017]

Year	Overall	SEC	Finish/Postseason
1997	15-19	5-9	4th SEC East
1998	19-10	7-7	4th SEC East
1999	19-13	8-6	2nd SEC East
2000	23-10	9-5	3rd SEC East, NCAA 1st Round
2001	16-11	7-7	3rd SEC East
2002	20-11	8-8	4th SEC East
2003	22-9	10-6	2nd SEC East
2004	32-3	15-1	T-1st SEC East, NCAA Regional QF
2005	25-9	13-3	2nd SEC East, NCAA Semifinal
2006	19-12	10-10	3rd SEC East, NCAA 1st Round
2007	11-18	6-14	5th SEC East
2008	22-10	15-5	3rd SEC East, NCAA 1st Round
2009	24-8	16-4	T-2nd SEC East, NCAA 2nd Round
2010	25-7	15-5	2nd SEC East, NCAA 2nd Round
2011	28-4	19-1	1st SEC East, NCAA 2nd Round
2012	22-8	15-5	3rd SEC East, NCAA 1st Round
2013	9-23	1-17	11th SEC
2014	8-24	1-17	13th SEC
2015	21-12	7-11	T-8th SEC
2016	17-14	7-11	T-7th SEC
2017	12-15	5-13	T-10th SEC
Total	**408-250**	**199-165**	

EVE RACKHAM WATT

[2018-PRESENT]

Year	Overall	SEC	Finish/Postseason
2018	26-6	16-2	2nd SEC, NCAA 2nd Round
2019	15-13	9-9	T-7th SEC
2020-21	12-8	12-8	5th SEC
2021	20-10	11-7	4th SEC, NCAA 2nd Round
2022	17-14	11-7	T-4th SEC, NCAA 1st Round
2023	26-5	15-3	2nd SEC, NCAA Sweet Sixteen
2024	15-12	8-8	T6th SEC, NCAA 1st Round
2025	20-8	10-5	4th, NCAA 1st Round
Total	**151-76**	**92-49**	

NCAA NOTEBOOK

WIN TOTALS

Coach	Years	Record	Pct.
Rob Patrick	21	408-250	.620
Bob Bertucci	8	229-115	.666
Eve Rackham Watt	**6**	**151-76**	**.665**
Julie Hermann	6	77-106	.421
Sandy Lynn	4	66-62	.516
Kaye Hart	2	46-20*	.697
Bud Fields	2	27-25-6*	.517
Jody Lambert	1	22-13-4*	.615
Diane Hale	1	17-8-6	.613

* record may be incomplete

BY THE NUMBERS



8 Rackham Watt enters her eighth season as the Lady Vols head coach in 2025.

26 Number of 20-win seasons for Tennessee since 1973.

5 SEC regular-season championships (1981, 1982, 1984, 2004, 2011) won by Tennessee.

20 NCAA appearances since 1981, 15 of which have come since 2000.

7 30-win seasons by Tennessee, the last coming in 2004 during the team's SEC winning season.

YEAR-BY-YEAR RESULTS

1973

Overall Record: 38-6
SEC: N/A
Coach: Kaye Hart

THE RESULTS

N/A	East Tennessee State	W, (n/a)
N/A	Carson-Newman	W, (n/a)
N/A	Knoxville Volleyball Club	W, (n/a)

MID-SOUTH INVITATIONAL
Finish: 1st

N/A	Union (Tenn.)	W, 2-0
N/A	Middle Tennessee State	W, 2-0
N/A	Mississippi U for Women	W, 2-0
N/A	Tennessee Tech	W, 2-1
N/A	Memphis State	W, 2-1
N/A	Southwest Missouri State	W, 2-0

APPALACHIAN STATE INVITATIONAL
Finish: 1st

N/A	Catawba	W, 2-0
N/A	Elon	W, 2-0
N/A	East Tennessee State	W, 2-0
N/A	Western Carolina	W, 2-0
N/A	Marshall	W, 2-0
N/A	West Georgia	W, 2-1

WEST GEORGIA INVITATIONAL
Finish: 5th

N/A	Tift JC	W, 2-0
N/A	Alabama	W, 2-0
N/A	Georgia College	W, 2-1
N/A	Winthrop	W, 2-1
N/A	East Tennessee State	W, 2-0
N/A	Eastern Kentucky	L, 0-2
N/A	UNC Greensboro	W, 2-0
N/A	UNC Asheville	W, 3-0
N/A	Knoxville Volleyball Club	W, 2-1

ETSU INVITATIONAL
Finish: 2nd

N/A	Marshall	W, 2-0
N/A	Auburn	W, 2-0
N/A	Carson-Newman	W, 2-0
N/A	East Tennessee State	W, 2-0
N/A	West Georgia	L, 0-2

TCWSF STATE TOURNAMENT
Finish: 1st

N/A	East Tennessee State	W, 2-0
N/A	Tennessee Tech	W, 2-1
N/A	Memphis State	W, 2-1
N/A	Memphis State	W, 2-0

AIAW REGION II CHAMPIONSHIP
Finish: 2nd

N/A	Kentucky	W, 2-0
N/A	Western Carolina	W, 2-1
N/A	James Madison	W, 2-0
N/A	Winthrop	W, 2-0
N/A	Eastern Kentucky	W, 2-0
N/A	Winthrop	L, 1-2

AIAW NATIONAL CHAMPIONSHIP
Finish: 15th

N/A	Oregon	L, 0-2
N/A	Cincinnati	W, 2-1
N/A	Illinois-Chicago	W, 2-0
N/A	Houston	L, 0-2
N/A	Long Beach State	L, 0-2

1974

Overall Record: 8-14
SEC: N/A
Coach: Kaye Hart

THE RESULTS

ETSU INVITATIONAL
Finish: 4th

N/A	Appalachian State	L, 1-2
N/A	Western Carolina	W, 2-0
N/A	Carson-Newman	W, 2-0
N/A	South Carolina	W, 2-0
N/A	Auburn	L, 0-2
N/A	Winthrop	L, 0-2
N/A	UNC Asheville	W, 2-0
N/A	Carson-Newman	W, 2-1

DAYTON INVITATIONAL
Finish: 3rd

N/A	Dayton	L, 0-2
N/A	Eastern Kentucky	W, 2-1
N/A	Cleveland State	L, 0-2
N/A	Ohio State	L, 1-2
N/A	Chattanooga	W, (n/a)
N/A	Chattanooga	L, (n/a)

TENNESSEE INVITATIONAL
Finish: Split Squad, 2nd & 6th

N/A	Tennessee Tech	W, 2-0
N/A	Tennessee-Martin	L, 0-2
N/A	Tennessee-Martin	L, 0-2
N/A	Eastern Kentucky	L, 1-2
N/A	Carson-Newman	L, 1-2
N/A	Tennessee Tech	L, 0-2

>> Other match results n/a

TCWSF STATE TOURNAMENT
Finish: 8th

N/A	Chattanooga	L, 1-2
N/A	East Tennessee State	L, 1-2

>> Records for the season are incomplete

1975

Overall Record: 17-8-6
SEC: N/A
Coach: Diana Hale

THE RESULTS

EASTERN KENTUCKY INVITATIONAL

10/10	Eastern Kentucky	L, 1-4
10/10	Illinois	L, 1-3
10/11	West Georgia	W, 3-2
N/A	East Tennessee State	W, 2-0
N/A	Middle Tennessee State	W, 2-0
N/A	Carson-Newman	W, 3-0

FLORIDA STATE INVITATIONAL

10/17	Berry	W, 2-1
10/17	Mississippi Univ. for Women	W, 2-1
10/19	Florida State	L, 0-2
10/19	Florida International	L, 0-2

MEMPHIS STATE TOURNAMENT

10/24	Memphis State	W, 2-0
10/24	Lambuth	T, 1-1
10/24	Auburn	T, 1-1
10/25	Georgia	W, 2-0
10/25	Ole Miss	W, 2-0
10/25	Memphis State	W, 2-0

WEST GEORGIA INVITATIONAL

10/31	Berry	T, 1-1
10/31	Auburn	W, 2-0
10/31	Mississippi Univ. for Women	T, 1-1
10/31	West Georgia	W, 2-0
11/1	North Alabama	T, 1-1
11/1	Florida International	T, 1-1
11/1	Florida State	L, 0-2
11/1	Florida International	L, 0-2

TCWSF STATE TOURNAMENT

N/A	Carson-Newman	W, 2-1
N/A	Memphis State	W, 2-0
N/A	East Tennesssee State	L, 1-2
N/A	Carson-Newman	W, 2-1
N/A	East Tennessee State	L, 1-2

1976

Overall Record: 22-13-4
SEC: N/A
Coach: Jody Lambert

THE RESULTS

TENNESSEE TECH TOURNAMENT

10/1	Lambuth	W, 2-0
10/1	Tennessee Tech	T, 1-1
10/1	Tennessee-Martin	L, 0-2
10/1	Carson-Newman	L, 0-2
10/1	Austin Peay	T, 1-1
10/2	Morehead State	T, 1-1
10/2	Maryville	W, 2-0
10/2	Tennessee-Chattanooga	T, 1-1
10/2	Middle Tennessee State	W, 2-0
10/2	Freed-Hardeman	W, 2-0
10/5	Eastern Kentucky	L, 1-3

TENNESSEE-MARTIN TOURNAMENT

10/8	Northern Kentucky	W, 2-1
10/8	Tennessee Tech	L, 0-2
10/8	Lambuth	W, 2-0
10/9	Freed-Hardeman	W, 2-0
10/9	Southwestern	W, 2-0
10/15	Carson-Newman	W, 3-1
10/18	Northern Kentucky #	W, 2-1
10/18	Morehead State	L, 0-2
10/20	Tennessee Tech	W, 2-0
10/21	Tennessee-Chattanooga	L, 0-2

ATHENS INVITATIONAL

10/21	South Carolina	L, 1-2
10/21	Georgia	W, 2-0
10/21	Mississippi State	W, 2-1
10/21	Valdosta State	W, 2-0
10/21	Auburn	L, 1-2
10/25	East Tennessee State	W, 2-0

WEST GEORGIA TOURNAMENT

10/30	Tuskegee	W, 2-1
10/30	Florida International	W, 2-0
10/30	Florida State	L, 1-2
10/31	North Alabama	W, 2-0
10/31	West Georgia	W, 2-0
10/31	Florida State	L, 0-2
11/6	Carson-Newman	L, 0-2
11/6	Georgia	W, 2-0
11/7	Georgia	W, 2-0

TCWSF STATE TOURNAMENT

11/11	Tennessee Tech	L, 1-2
11/11	Middle Tennessee State	W, 2-0
11/11	Memphis State	L, 1-2

at Morehead, Ky.
>> Records for the season are incomplete

YEAR-BY-YEAR RESULTS

1977

Overall Record: 7-11-3
SEC: N/A
Coach: Bud Fields

THE RESULTS

N/A	East Tennessee State	W, 2-0
N/A	Duke	L, 0-3
N/A	East Tennessee State	L, 1-2
N/A	Eastern Kentucky	T, 1-1
N/A	Southern Illinois	L, 0-2
N/A	Cincinnati	L, 0-2
N/A	Indiana	T, 1-1
N/A	Indiana State	T, 1-1
N/A	Alabama	L, 0-2
N/A	Northern Kentucky	L, 0-2
N/A	Tennessee-Martin	L, 1-2
N/A	Wake Forest	W, 2-0
N/A	Virginia Tech	W, 2-0
N/A	Morehead State	L, 0-2
N/A	LSU	L, 0-2
N/A	Ole Miss	W, 2-0
N/A	LSU	L, 0-2
N/A	Chattanooga	W, 2-1
N/A	Southern Illinois	W, 2-0
N/A	Chicago State	W, 2-0
N/A	DePaul	L, 1-2

>> Records for the season are incomplete

1978

Overall Record: 20-14-3
SEC: N/A
Coach: Bud Fields

THE RESULTS

9/30	Ohio State	L, 0-3
BEARCAT INVITATIONAL		
10/6	vs. Kentucky	L, 0-2
10/6	vs. Auburn	W, 2-0
10/7	vs. Southern Illinois	L, 0-2
10/7	at Cincinnati	L, 0-2
10/11	Tennessee Tech	W, 2-0
10/11	East Tennessee State	W, 2-0
LADY SEMINOLE INVITATIONAL		
Finish: 3rd		
10/13	vs. Florida	W,2-0
10/13	vs. Miss. Univ. for Women	W, 2-1
10/13	vs. Flagler	L, 1-2
10/13	vs. Miami-Dade South	L, 0-2
10/14	vs. South Carolina	W, 2-0
10/14	at Florida State	W, 2-0
10/14	vs. Miami-Dade South	L, 1-2
10/14	vs. South Carolina	L, 0-2
10/18	vs. Middle Tennessee State	W, 2-0
10/18	at Chattanooga	W, 2-0
MEMPHIS STATE INVITATIONAL		
10/20	vs. Central Arkansas	W, 2-0
10/20	vs. Nicholls State	T, 1-1
10/20	at Memphis State	W, 2-0
10/21	vs. New Orleans	W, 2-0
10/21	vs. Tulane	L, 0-2
10/24	at Eastern Kentucky	W, 3-1
LADY VOL INVITATIONAL		
Finish: 4th		
10/28	Florida	T, 1-1
10/28	Morehead State	T, 1-1
10/28	Northern Kentucky	L, 0-2
10/28	Memphis State	L, 0-2
10/30	Eastern Kentucky	W, 2-1
10/30	Tennessee-Chattanooga	W, 2-0
NORTHERN KENTUCKY INVITATIONAL		
Finish: 3rd		
11/4	at Northern Kentucky	L, 0-2
11/4	vs. Tennessee Tech	W, 2-0
11/4	vs. Marshall	W, 2-1
11/4	vs. Kentucky	L, 1-2
TCWSF STATE TOURNAMENT		
Site: Clarksville, Tenn.		
Finish: 2nd		
11/10	vs. Middle Tennessee State	W, 2-0
11/10	vs. East Tennessee State	L, 1-2
11/11	vs. Memphis State	W, 2-0
11/11	vs. Tennessee Tech	W, 2-0

1979

Overall Record: 34-11
SEC: N/A
Coach: Bob Bertucci

THE RESULTS

TENNESSEE TECH INVITATIONAL		
Finish: 1st		
9/28	vs. Covenant	W, 2-0
9/28	vs. Tennessee-Chattanooga	W, 2-0
9/28	vs. Tennessee-Martin	W, 2-0
9/29	at Tennessee Tech	W, 2-0
9/29	vs. Middle Tennessee State	W, 2-0
9/29	vs. Tennessee-Martin	W, 2-1
SOUTH CAROLINA CLASSIC		
Finish: 4th		
10/5	vs. High Point	W, 2-0
10/5	vs. North Carolina	W, 2-0
10/5	vs. Duke	L, 1-2
10/5	vs. Charleston	W, 2-1
10/6	vs. Kentucky	L, 0-2
10/6	vs. Georgia	W, 2-1
10/6	vs. North Carolina State	L, 0-2
10/8	Tennessee-Chattanooga	W, 2-0
10/8	Tennessee Tech	W, 3-0
LADY SEMINOLE INVITATIONAL		
Finish: 5th		
10/12	vs. Lake City	W, 2-0
10/12	vs. Miami	L, 0-2
10/12	vs. South Carolina	W, 2-0
10/13	vs. Central Florida	L, 0-2
10/13	vs. Miami-Dade South	W, 2-0
10/13	vs. Memphis State	W, 2-0
10/16	East Tennessee State	W, 3-1
LADY VOL INVITATIONAL		
Finish: 2nd		
10/20	Duke	W, 3-2
10/20	Virginia Tech	W, 2-0
10/20	South Carolina	W, 2-0
10/20	Northern Kentucky	L, 2-3
SEC CHAMPIONSHIPS		
Finish: 2nd		
10/26	vs. Kentucky	L, 0-2
10/26	vs. Mississippi State	W, 2-0
10/26	vs. LSU	W, 2-0
10/27	vs. Georgia	W, 3-0
10/27	at Alabama	W, 3-2
10/27	vs. Kentucky	L, 1-3
10/31	Eastern Kentucky	W, 3-0
11/3	Bellarmine	W, 3-0
11/3	Northern Kentucky	W, 3-0
11/3	Louisville	W, 3-2
TCWSF STATE TOURNAMENT		
Finish: 1st		
11/9	vs. Tennessee Tech	W, 2-0
11/9	vs. Middle Tennessee State	W, 2-0
11/9	vs. Memphis State	L, 0-2
11/10	vs. East Tennessee State	W, 2-0
11/10	vs. Tennessee-Chattanooga	W, 2-0
11/10	vs. Memphis State	W, 3-1
AIAW REGION II CHAMPIONSHIPS		
Site: Lexington, Ky.		
Finish: 5th		
11/16	vs. Morehead State	L, 0-2
11/16	vs. Memphis State	W, 2-0
11/17	vs. North Carolina State	L, 1-2

1980

Overall Record: 40-17
SEC: N/A
Coach: Bob Bertucci

THE RESULTS

9/17	Florida State	W, 3-1
SAN DIEGO INVITATIONAL		
9/19	at San Diego State	L, 0-2
9/19	vs. Cal State Fullerton	L, 1-2
9/20	vs. Oregon	L, 0-2
9/20	vs. Brigham Young	W, 2-1
9/20	vs. Arizona	L, 0-2
9/21	at UC San Diego	W, 3-1
9/24	at San Francisco	W, 3-1
9/25	at Stanford	L, 0-3
SAN JOSE STATE INVITATIONAL		
9/26	vs. Purdue	L, 1-2
9/26	vs. Cal Poly	L, 0-2
9/26	at San Jose State	L, 0-2
9/27	vs. Texas	L, 0-2
9/27	vs. UC Irvine	L, 1-2
10/2	Memphis State	W, 3-2
CAROLINA VOLLEYBALL CLASSIC		
Finish: 1st		
10/3	vs. North Carolina	W, 2-1
10/3	at South Carolina	W, 2-1
10/3	vs. East Carolina	W, 2-0
10/3	vs. Charleston	W, 2-1
10/4	at South Carolina	W, 2-0
10/4	vs. Kentucky	W, 2-1
10/4	vs. North Carolina	W, 2-1
LADY SEMINOLE INVITATIONAL		
Finish: 1st		
10/10	vs. Miami-Dade South	W, 2-0
10/10	vs. Flagler	W, 2-0
10/10	vs. Central Florida	W, 2-0
10/11	vs. South Carolina	W, 2-0
10/11	vs. North Carolina	W, 2-1
10/11	at Florida State	W, 2-1
10/16	Alabama	W, 3-0
10/17	Northern Kentucky	W, 3-1
10/21	East Tennessee State	W, 3-0
10/29	Georgia	W, 3-0
SEC CHAMPIONSHIPS		
Finish: 2nd		
10/30	vs. Ole Miss	W, 2-1
10/30	vs. Georgia	W, 2-0
10/31	vs. Alabama	W, 2-1
10/31	vs. Georgia	W, 2-1
10/31	at Kentucky	L, 1-2
WESTERN MICHIGAN INVITATIONAL		
Finish: 1st		
11/7	vs. Kellogg	L, 0-3
11/7	vs. Pittsburgh	W, 3-2
11/7	vs. Wisconsin	L, 1-3
11/8	vs. Illinois	W, 3-1
11/8	vs. Wisconsin	W, 3-2
11/8	vs. Pittsburgh	W, 3-0
11/9	at George Williams	W, 3-0
TCWSF STATE TOURNAMENT		
Finish: 2nd		
11/14	vs. Middle Tennessee State	W, 2-1
11/14	vs. Tennessee-Chattanooga	W, 2-0
11/14	vs. Memphis State	L, 1-2
11/14	at Tennessee Tech	W, 2-0
11/15	vs. East Tennessee State	W, 2-0
11/15	vs. Memphis State	W, 2-1
11/15	vs. Memphis State	L, 0-2
AIAW REGION II CHAMPIONSHIPS		
Finish: 2nd		
11/21	at Northern Kentucky	W, 2-1
11/21	vs. Clemson	L, 1-2
11/21	vs. Virginia Tech	W, 2-0
11/22	vs. Kentucky	W, 2-0
11/22	vs. Eastern Kentucky	W, 3-0
11/22	vs. Kentucky	L, 1-3

YEAR-BY-YEAR RESULTS

1981

Overall Record: 34-22
SEC: N/A
Coach: Bob Bertucci

THE RESULTS

9/15	at East Tennessee State	W, 3-0
9/17	Brazil Jr. Nationals (ex.)	L, 0-4
CAROLINA VOLLEYBALL CLASSIC		
10/2	vs. Virginia Tech	W, 2-0
10/2	vs. Morehead State	L, 0-2
10/3	at Charleston	W, 2-0
10/3	vs. North Carolina State	L, 0-2
10/3	vs. South Carolina	L, 1-2
10/6	Tennessee Tech	W, 3-0
LADY SEMINOLE INVITATIONAL		
10/9	vs. Miss. Univ. for Women	L, 0-2
10/9	vs. South Florida	W, 2-1
10/9	vs. Miami-Dade South	L, 0-2
10/10	vs. Miami	W, 2-0
10/10	vs. Clemson	W, 2-0
10/10	vs. Alabama	L, 1-2
10/11	at Georgia	L, 2-3
10/13	Middle Tennessee State	W, 3-0
ORAL ROBERTS INVITATIONAL		
Finish: 6th		
10/16	at Oral Roberts	L, 0-2
10/16	vs. Nebraska	L, 0-2
10/16	vs. Kansas State	W, 2-0
10/16	vs. Texas	L, 1-2
10/17	vs. Kansas	W, 2-1
10/17	vs. Southwest Missouri St.	L, 0-2
10/17	vs. Oklahoma	W, 2-0
10/17	vs. Northern Colorado	L, 0-2
10/20	Eastern Kentucky	W, 3-2
10/22	Mississippi State	W, 3-0
LADY VOL INVITATIONAL		
Finish: 2nd		
10/23	Appalachian State	W, 3-1
10/23	Duke	W, 3-0
10/24	Jacksonville	W, 3-2
10/24	Memphis State	W, 3-0
10/24	Florida State	L, 1-3
10/27	at Kentucky	L, 0-3
10/29	at LSU	L, 1-3
LSU INVITATIONAL		
Finish: 5th		
10/30	vs. Sam Houston State	L, 1-2
10/30	vs. Florida State	L, 0-2
10/30	vs. Nicholls State	W, 2-0
10/31	at LSU	L, 0-2
10/31	vs. New Orleans	W, 2-0
10/31	vs. St. Phillips	W, 2-1
11/3	East Tennessee State	W, 3-0
WESTERN MICHIGAN INVITATIONAL		
Finish: 3rd		
11/6	vs. Illinois State	W, 2-0
11/6	at Western Michigan	L, 1-2
11/6	vs. Wisconsin	W, 2-0
11/7	vs. Southern Illinois	W, 3-0
11/7	vs. Pittsburgh	L, 1-3
11/8	at Eastern Kentucky	W, 3-1
11/9	Ole Miss	W, 3-0
11/12	South Carolina	W, 3-0
SMOKY MOUNTAIN CLASSIC		
Finish: 2nd		
11/13	vs. South Carolina	W, 3-0
11/13	vs. Eastern Kentucky	W, 3-2
11/14	vs. Clemson	W, 3-0
11/14	vs. Eastern Kentucky	L, 1-3
11/17	vs. Alabama	W, 3-1
SEC CHAMPIONSHIPS		
Finish: 1st		
11/23	Ole Miss	W, 3-0
11/24	LSU	W, 3-0
11/25	Alabama	W, 3-0
NCAA CHAMPIONSHIPS:		
FIRST ROUND		
12/6	at Purdue	L, 0-3

* Exhibition

SEC CHAMPIONS

1982

Overall Record: 31-7
SEC: N/A
Coach: Bob Bertucci

THE RESULTS

9/15	Maryville	W, 3-0
PITT CLASSIC		
9/24	vs. Ohio State	L, 2-3
9/25	at Pittsburgh	L, 2-3
9/25	vs. #15 Penn State	W, 3-1
9/28	Eastern Kentucky	W, 3-1
10/1	at Ole Miss	W, 3-0
MEMPHIS STATE INVITATIONAL		
Finish: 1st		
10/2	vs. Southern Illinois	W, 3-1
10/2	at Memphis State	W, 3-0
10/4	at Mississippi State	W, 3-0
10/11	Morehead State	W, 3-1
10/13	Western Carolina	W, 3-1
10/17	LSU	L, forfeit
CARDINAL-VOLUNTEER INVITATIONAL		
Finish: 1st		
10/22	vs. Virginia Tech	W, 2-0
10/22	vs. Tulane	W, 2-0
10/23	at Louisville	L, 1-2
10/23	vs. Morehead State	W, 2-0
10/23	vs. Western Michigan	W, 2-0
10/23	at Louisville	W, 3-0
NORTH CAROLINA ST. INVITATIONAL		
Finish: 1st		
10/29	vs. Pittsburgh	W, 3-1
10/30	vs. North Carolina	W, 3-2
10/30	at North Carolina State	W, 3-0
10/30	vs. Duke	W, 3-0
11/2	East Tennessee State	W, 3-0
UCLA NATIONAL INVITATIONAL VOLLEYBALL TOURNAMENT		
11/5	vs. Cal State Fullerton	W, 2-0
11/5	vs. #19 Texas	W, 2-0
11/5	vs. #7 Arizona	W, 2-1
11/6	vs. #1 Hawaii	L, 1-2
11/6	vs. #12 California	W, 2-0
11/6	vs. #6 Stanford	L, 0-2
11/10	Kentucky	W, 3-0
11/12	Georgia	W, 3-0
11/13	Eastern Kentucky	W, 3-0
11/13	#16 Texas A&M	W, 3-2
SEC CHAMPIONSHIPS		
Finish: 1st		
11/20	vs. Kentucky	W, 3-1
11/21	at LSU	W, 3-0
11/30	at Eastern Kentucky	W, 3-1
NCAA CHAMPIONSHIPS:		
FIRST ROUND		
12/4	#18 Northwestern	W, 3-2
NCAA CHAMPIONSHIPS:		
MIDEAST REGIONAL		
Site: West Lafayette, Ind.		
12/11	vs. #5 Southern California	L, 0-3

SEC CHAMPIONS

1983

Overall Record: 31-10
SEC: 3-2
Coach: Bob Bertucci

THE RESULTS

9/17	#9 Arizona State	W, 3-1
9/18	Mississippi State	W, 3-0
9/22	#2 Pacific	L, 3-0
9/28	Chattanooga	W, 3-0
TENNESSEE CLASSIC		
Finish: 1st		
9/30	Southern Illinois	W, 3-0
9/30	Texas Tech	W, 3-0
10/1	Temple	W, 3-0
10/1	LSU	W, 3-1
10/1	Duke	W, 3-0
10/2	Ole Miss	W, 3-0
LSU INVITATIONAL		
10/7	vs. Texas A&M	W, 3-0
10/7	vs. Penn State	W, 3-2
10/8	vs. #10 Texas	L, 2-3
10/8	at LSU	L, 0-3
10/8	vs. Illinois	W, 3-0
10/12	Western Carolina	W, 3-0
10/14	at Texas A&M	W, 3-0
LONGHORN-CONVERSE CLASSIC		
Finish: 2nd		
10/15	vs. Michigan	W, 3-0
10/16	at #10 Texas	L, 1-3
10/18	at Georgia	W, 3-1
10/20	#12 San Jose State	L, 0-3
VOLUNTEER-CARDINAL INVITATIONAL		
Finish: 1st		
10/21	George Washington	W, 3-0
10/22	Memphis State	W, 3-0
10/22	Cincinnati	W, 3-0
10/23	Louisville	W, 3-1
10/23	Rhode Island	W, 3-1
10/25	at #6 Kentucky	L, 3-2
10/27	#15 UC Santa Barbara	L, 0-3
BIG ORANGE CLASSIC		
Finish: 1st		
10/28	Lamar	W, 3-1
10/28	North Carolina	W, 3-0
10/29	Texas-Arlington	W, 3-0
10/29	Pittsburgh	W, 3-1
WILDCAT CLASSIC		
Finish: 2nd		
11/3	vs. Colorado State	W, 3-2
11/4	vs. Houston	W, 3-0
11/4	at #12 Arizona	L, 2-3
SEC CHAMPIONSHIPS		
Finish: 2nd		
11/18	vs. Mississippi State	W, 3-0
11/19	vs. LSU	W, 3-2
11/20	at #6 Kentucky	L, 1-3
11/30	Eastern Kentucky	W, 3-0
NCAA CHAMPIONSHIPS:		
FIRST ROUND		
12/4	at Florida State	W, 3-2
NCAA CHAMPIONSHIPS:		
MIDEAST REGIONAL		
Site: Austin, Texas		
12/10	vs. #1 Hawaii	L, 0-3

YEAR-BY-YEAR RESULTS

1984

Overall Record: 25-11
SEC: 5-1
Coach: Bob Bertucci

THE RESULTS

9/12	Alabama-Birmingham	W, 3-0
RHODE ISLAND CLASSIC		
9/20	at Rhode Island	W, 3-0
9/21	vs. #1 Pacific	L, 0-3
9/22	vs. Penn State	L, 1-3
9/26	Kentucky	L, 1-3
LADY VOL CLASSIC		
Finish: 1st		
9/28	Cincinnati	W, 3-1
9/29	George Washington	W, 3-0
9/29	North Carolina State	W, 3-0
10/3	at Eastern Kentucky	W, 3-0
UT CLASSIC		
10/4	#8 Texas	L, 2-3
10/5	Pittsburgh	W, 3-0
10/6	#6 Nebraska	L, 1-3
10/10	#9 Hawaii	L, 0-3
10/12	at Florida State	W, 3-0
10/13	at Florida	W, 3-2
10/20	LSU	W, 3-1
10/24	Tennessee Tech	W, 3-0
10/26	at North Carolina	W, 3-0
10/27	at Duke	W, 3-2
10/28	Georgia	W, 3-0
10/31	Japanese University (exh.)	L, 0-3
WILDCAT CLASSIC		
11/2	at Arizona	L, 0-3
11/3	vs. Texas	L, 1-3
11/3	vs. California	W, 3-1
11/4	South Carolina	W, 3-0
11/6	San Jose State	L, 0-3
11/8	at Ole Miss	W, 3-2
11/9	at Mississippi State	W, 3-0
11/10	at Tennessee Tech	W, 3-1
SEC CHAMPIONSHIPS (1st)		
Finish: 1st		
11/16	Mississippi State	W, 3-0
11/17	LSU	W, 3-0
11/18	Kentucky	W, 3-1
11/23	at Loyola (Illinois)	W, 3-0
SHERATON CLASSIC		
11/24	at Northwestern	L, 0-3
11/25	vs. Penn State	W, 3-1
NCAA CHAMPIONSHIPS		
FIRST ROUND		
11/30	Eastern Kentucky	W, 3-0
NCAA CHAMPIONSHIPS		
SOUTH REGIONAL		
12/8	at Texas	

1985

Overall Record: 12-24
SEC: 3-3
Coach: Bob Bertucci

THE RESULTS

9/11	at Hawaii-Hilo	W, 3-1
9/12	at BYU-Hawaii	L, 1-3
9/13	at Hawaii Pacific	L, 1-3
9/14	at Chaminade	L, 1-3
9/17	at #10 Hawaii	L, 0-3
MIKASA CLASSIC		
Finish: 3rd		
9/20	#13 Western Michigan	L, 0-3
9/21	Texas-Arlington	L, 0-3
9/21	Memphis State	W, 3-0
9/24	at Eastern Kentucky	L, 1-3
9/25	at Kentucky	W, 3-2
9/27	Cincinnati	W, 3-2
9/28	George Washington	W, 3-1
9/28	North Carolina State	W, 3-0
10/2	Miami University	L, 2-3
10/4	Rhode Island	L, 2-3
10/5	Duke	L, 0-3
10/9	Mississippi State	W, 3-0
10/11	Florida	L, 1-3
10/12	Florida State	L, 1-3
10/12	#14 Arizona	L, 0-3
10/16	at Louisville	W, 3-2
10/24	at LSU	L, 2-3
TEXAS CLASSIC		
Finish: 4th		
10/25	vs. #15 San Diego State	L, 0-3
10/26	vs. Texas Tech	L, 0-3
10/27	at #16 Texas	L, 1-3
10/30	at Tennessee Tech	W, 3-1
11/1	Pittsburgh	W, 3-0
11/2	LSU	L, 2-3
11/2	#19 Texas A&M	L, 0-3
11/6	Eastern Kentucky	L, 1-3
11/9	Ole Miss	W, 3-1
11/15	at Georgia	L, 0-3
11/18	Tennessee Tech	W, 3-1
SEC CHAMPIONSHIPS		
Site: Oxford, Miss.		
Finish: 5th		
11/22	vs. Kentucky	L, 0-3
SHERATON CLASSIC		
Finish: 4th		
11/30	vs. Penn State	L, 0-3
12/1	at Northwestern	L, 0-3

1986

Overall Record: 23-13
SEC: 2-4
Coach: Bob Bertucci

THE RESULTS

VOLUNTEER STATE INVITATIONAL		
Finish: 1st		
9/5	Middle Tennessee State	W, 3-0
9/5	Tennessee Tech	W, 3-0
9/6	East Tennessee State	W, 3-0
WESTERN KENTUCKY CLASSIC		
Finish: 1st		
9/12	vs. Butler	W, 3-2
9/12	at Western Kentucky	W, 3-0
9/13	vs. Memphis State	W, 3-0
9/13	vs. Morehead State	W, 3-0
9/13	vs. Memphis State	W, 3-0
9/18	at Arkansas State	W, 3-0
9/19	at Ole Miss	W, 3-2
9/20	at Mississippi State	W, 3-0
UT/AVIA CLASSIC		
Finish: 4th		
9/26	Kentucky	L, 1-3
9/27	Central Michigan	L, 0-3
9/27	George Washington	L, 1-3
9/30	at Tennessee Tech	W, 3-1
RHODE ISLAND QUADRANGULAR		
Finish: 1st		
10/3	at Rhode Island	W, 3-0
10/4	vs. Rutgers	W, 3-0
10/4	vs. Syracuse	W, 3-0
10/7	at Eastern Kentucky	W, 3-1
10/10	Alabama-Birmingham	W, 3-0
10/17	at Florida	L, 0-3
10/18	at Florida State	W, 3-2
10/22	Louisville	W, 3-1
MIKASA CLASSIC		
Finish: 4th		
10/24	Pittsburgh	L, 2-3
10/25	Florida State	L, 1-3
10/25	Purdue	L, 0-3
11/1	#18 LSU	L, 0-3
11/7	at Duke	L, 1-3
11/8	South Carolina #	W, 3-0
11/8	at North Carolina State	W, 3-0
11/11	Eastern Kentucky	W, 3-2
11/14	#16 Georgia	L, 2-3
SEC CHAMPIONSHIPS		
Finish: 5th		
11/21	at Florida	L, 2-3
WMU/RANSLER INVITATIONAL		
Site: Kalamazoo, Mich.		
Finish: 4th		
11/28	vs. #6 Texas	L, 0-3
11/29	vs. #15 Penn State	L, 0-3
>> # at Raleigh, N.C.		

1987

Overall Record: 18-18
SEC: 4-2
Coach: Sandy Lynn

THE RESULTS

9/2	at Memphis State	W, 3-1
9/3	at Southern Illinois	W, 3-2
9/8	at Long Beach State	L, 0-3
9/9	U.S. International	L, 1-3
TITAN INVITATIONAL		
Site: Fullerton, Calif,		
Finish: 13th		
9/11	vs. Hofstra	W, 2-0
9/11	vs. Boise State	L, 0-2
9/11	vs. #14 UC Santa Barbara	L, 0-2
9/12	vs. Northern Arizona	L, 0-2
9/16	Mississippi State	W, 3-0
CONVERSE CLASSIC		
Finish: 1st		
9/18	Eastern Michigan	W, 3-0
9/19	Alabama-Birmingham	W, 3-0
9/19	Virginia Tech	W, 3-0
9/22	Clemson	W, 3-1
HUSKER INVITATIONAL		
Finish: 4th		
9/25	vs. #8 Illinois	L, 0-3
9/26	at #6 Nebraska	L, 0-3
9/26	vs. Loyola Marymount	L, 1-3
10/2	at #9 Kentucky	L, 0-3
10/3	at Eastern Kentucky	W, 3-0
LADY VOL INVITATIONAL		
Finish: 4th		
10/8	Florida	L, 2-3
10/9	Pittsburgh	L, 1-3
10/10	Texas Tech	L, 1-3
10/14	at Louisville	W, 3-1
10/16	Ole Miss	W, 3-0
10/17	South Carolina	W, 3-2
10/20	at Tennessee Tech	W, 3-1
PITTSBURGH INVITATIONAL		
Finish: 3rd		
10/23	vs. Miami University	L, 2-3
10/24	vs. Syracuse	W, 3-1
10/24	at Pittsburgh	L, 0-3
10/30	at LSU	L, 0-3
10/31	Texas A&M $	W, 3-0
11/4	Alabama-Birmingham	L, 1-3
11/11	#9 Kentucky	L, 0-3
11/13	at Georgia	W, 3-1
11/14	at Auburn	W, 3-0
SEC CHAMPIONSHIPS		
Site: Baton Rouge, La.		
Finish: 3rd		
11/20	vs. Georgia	W, 3-1
11/21	vs. #10 Kentucky	L, 0-3

SEC CHAMPIONS

YEAR-BY-YEAR RESULTS

1988

Overall Record: 23-12
SEC: 5-2
Coach: Sandy Lynn

THE RESULTS

TENNESSEE CLASSIC
Finish: 1st

9/2	Austin Peay	W, 3-0
9/3	Chattanooga	W, 3-1
9/3	Tennessee Tech	W, 3-0

GENE HACKERMAN CLASSIC
Finish: 2nd

9/9	at Rice	W, 3-1
9/10	vs. Northwestern	L, 0-3
9/10	vs. Tulane	W, 3-2

BADEN BUCKEYE CLASSIC
Finish: 3rd

9/16	vs. UC Irvine	L, 0-3
9/17	at Ohio State	L, 0-3
9/17	vs. Ball State	W, 3-0
9/20	Virginia	W, 3-0

REDBIRD CLASSIC
Finish: 3rd

9/23	at Illinois State	L, 0-3
9/24	vs. South Carolina	W, 3-0
9/24	vs. Washington State	L, 2-3
9/30	at Auburn	W, 3-1
10/1	at Georgia	W, 3-1
10/5	#7 Kentucky	L, 1-3
10/7	at Duke	W, 3-0
10/8	Clemson #	W, 3-1
10/8	at North Carolina State	W, 3-0
10/11	Louisville	W, 3-0
10/14	at Eastern Michigan	L, 2-3
10/15	at Bowling Green	W, 3-2
10/18	at Alabama-Birmingham	W, 3-0
10/20	Ole Miss	W, 3-0
10/21	#20 Penn State	L, 1-3
10/22	Mississippi State	W, 3-0
10/28	at Wyoming	L, 2-3
10/29	Utah $	W, 3-0
10/29	at Colorado	L, 1-3
11/1	Western Kentucky	W, 3-0
11/5	Florida	W, 3-2
11/8	Eastern Kentucky	W, 3-0
11/17	at LSU	L, 2-3

SEC CHAMPIONSHIPS
Site: Pensacola, Fla.
Finish: 2nd

11/25	vs. Florida	W, 3-0
11/26	vs. #9 Kentucky	L, 0-3

>> # at Raleigh, N.C.; $ at Boulder, Colo.

1989

Overall Record: 13-15
SEC: 5-3
Coach: Sandy Lynn

THE RESULTS

BOILERMAKER FALL PREVIEW
Finish: 4th

9/1	at Purdue	L, 1-3
9/2	vs. Illinois State	L, 1-3
9/2	vs. Iowa State	L, 0-3
9/9	Furman	W, 3-0

HILTON HEAD SUPER SMASH
Finish: 2nd

9/15	vs. Texas Tech	W, 3-0
9/16	vs. Duke	L, 1-3
9/20	at Tennessee Tech	W, 3-1

EXERCISE ESSENTIALS CHALLENGE
Finish: 3rd

9/22	South Florida	W, 3-1
9/23	Memphis State	L, 0-3
9/23	Colorado	L, 0-3
9/29	at Florida	W, 3-1
9/30	at Florida State	L, 0-3
10/6	Georgia	L, 0-3
10/7	Auburn	W, 3-1
10/8	Alabama	W, 3-0
10/13	North Carolina State	W, 3-2
10/16	Rice	L, 0-3
10/18	at Eastern Kentucky	W, 3-2
10/27	at Ole Miss	W, 3-2
10/28	at Mississippi State	W, 3-1
11/4	#20 LSU	L, 0-3

PENN STATE-REEBOK CLASSIC
Finish: 3rd

11/10	vs. Central Michigan	W, 3-0
11/11	vs. Pittsburgh	L, 0-3
11/11	at #12 Penn State	L, 0-3
11/13	Akron	W, 3-0
11/17	at Kentucky	L, 1-3
11/18	Houston	L, 0-3

SEC CHAMPIONSHIPS (t3rd) #
Site: Pensacola, Fla.

11/24	vs. #19 LSU	L, 0-3

1990

Overall Record: 12-17
SEC: 4-4
Coach: Sandy Lynn

THE RESULTS

8/31	Tennessee-Chattanooga	W, 3-0
9/5	Austin Peay	W, 3-0

WAC CHALLENGE

9/7	vs. New Mexico	L, 0-3
9/8	at Colorado State	L, 0-3
9/11	Tennessee Tech	W, 3-0

NORTHWESTERN SHERATON INVITATIONAL
Finish: 4th

9/14	vs. Houston	L, 0-3
9/15	at Northwestern	L, 2-3

TENNESSEE INVITATIONAL

9/21	Western Michigan	W, 3-0
9/22	Duke	L, 1-3
9/27	Alabama-Birmingham	L, 2-3
10/3	Kentucky	L, 1-3
10/6	at Virginia	L, 0-3
10/7	at Maryland	L, 0-3
10/12	Ole Miss	L, 2-3
10/14	Mississippi State	W, 3-0
10/15	Memphis State	L, 0-3
10/19	Texas-Arlington #	W, 3-1
10/21	at #18 LSU	L, 0-3
10/26	Eastern Kentucky	W, 3-0
11/2	at Auburn	L, 1-3
11/3	at Alabama	W, 3-2
11/8	Florida	W, 3-1
11/11	Georgia	W, 3-2
11/16	Wyoming	L, 1-3

SEC CHAMPIONSHIPS
Site: Baton Rouge, La.

11/23	vs. Georgia	L, 0-3

WOMEN'S INVITATIONAL VOLLEYBALL CHAMPIONSHIP

11/29	Houston	L, 2-3
11/29	Colorado	L, 0-3
11/30	Hofstra	W, 3-1
11/30	Eastern Michigan	W, 3-1

>> # at Baton Rouge, La.

1991

Overall Record: 12-17
SEC: 4-10
Coach: Julie Hermann

THE RESULTS

9/6	Chattanooga	W, 3-0
9/10	at Tennessee Tech	W, 3-0

HILTON HEAD CLASSIC

9/13	vs. Georgia Tech	W, 3-2
9/14	vs. Duke	L, 0-3
9/20	Purdue #	L, 0-3
9/21	Indiana #	W, 3-2
9/28	North Carolina State	W, 3-2
9/30	East Tennessee State	W, 3-1
10/2	Kentucky	L, 1-3

ARKANSAS STATE INVITATIONAL

10/4	at Arkansas State	L, 2-3
10/5	vs. #18 Texas Tech	L, 1-3
10/5	vs. Southern Illinois	L, 1-3
10/12	at Alabama	W, 3-2
10/14	at Mississippi State	W, 3-2
10/18	Ole Miss	L, 0-3
10/19	#7 LSU	L, 2-3
10/25	at #12 Florida	L, 0-3
10/27	at Auburn	L, 2-3
11/1	South Carolina	W, 3-0
11/3	Georgia	L, 1-3
11/5	at Eastern Kentucky	W, 3-0
11/8	Auburn	W, 3-2
11/9	Wright State	W, 3-0
11/10	#11 Florida	L, 0-3
11/12	at Louisville	L, 2-3
11/15	at #18 Georgia	L, 0-3
11/17	at South Carolina	L, 1-3
11/23	at Kentucky	L, 0-3

SEC CHAMPIONSHIPS
Site: Mobile, Ala.

11/29	vs. Mississippi State	L, 1-3

>> # at Athens, Ga.

YEAR-BY-YEAR RESULTS

1992

Overall Record: 13-14
SEC: 8-6
Coach: Julie Hermann

THE RESULTS

TNT CHALLENGE

9/4	at Ball State	L, 0-3
9/5	vs. #9 Texas	L, 0-3
9/5	vs. Northwestern	W, 3-1

HILTON CLASSIC

9/11	Alabama-Birmingham	L, 2-3
9/12	Butler	W, 3-0
9/12	Eastern Kentucky	W, 3-0

BUCKEYE CLASSIC

9/18	vs. Rice	W, 3-1
9/19	at #14 Ohio State	L, 1-3
9/25	at North Carolina State	L, 1-3
9/26	at Duke	L, 0-3
9/29	Tennessee Tech	W, 3-0
10/2	#12 LSU	L, 0-3
10/4	Ole Miss	W, 3-0
10/7	at #20 Kentucky	L, 0-3
10/11	North Carolina	L, 1-3
10/16	at Auburn	L, 1-3
10/18	at #7 Florida	L, 0-3
10/23	Alabama	W, 3-0
10/25	Mississippi State	W, 3-2
10/31	#16 Kentucky	W, 3-1
11/6	at Mississippi State	W, 3-0
11/7	at Alabama	W, 3-0
11/13	#18 Georgia	L, 1-3
11/15	South Carolina	W, 3-0
11/20	at Ole Miss	W, 3-0
11/22	at #12 LSU	L, 0-3

SEC CHAMPIONSHIPS

Site: Birmingham, Ala.

11/27	vs. #19 Georgia	L, 0-3

1993

Overall Record: 18-13
SEC: 7-7
Coach: Julie Hermann

THE RESULTS

COLORADO INVITATIONAL

9/2	at #12 Colorado	L, 0-3
9/3	vs. Bowling Green	L, 2-3
9/4	vs. Minnesota	L, 1-3

GEORGE WASH. INVITATIONAL

9/10	vs. New Orleans	W, 3-1
9/11	vs. Alabama-Birmingham	W, 3-0
9/11	at George Washington	W, 3-1
9/12	at George Mason	L, 0-3
9/15	East Tennessee State	W, 3-1

LADY VOL CLASSIC

9/17	Duke	W, 3-0
9/18	James Madison	W, 3-0
9/18	Furman	W, 3-0
10/1	#7 Kentucky	L, 1-3
10/3	at Louisville	W, 3-1
10/8	at #8 Florida	L, 1-3
10/10	at Auburn	W, 3-2
10/15	Alabama	W, 3-1
10/17	Mississippi State	W, 3-0
10/20	at Georgia Tech	W, 3-2
10/22	at #16 Georgia	L, 0-3
10/24	at South Carolina	W, 3-1
10/29	Ole Miss	W, 3-0
10/31	LSU	L, 2-3
11/2	at Virginia Tech	W, 3-0
11/5	South Carolina	W, 3-0
11/7	#16 Georgia	L, 0-3
11/12	at LSU	L, 0-3
11/14	at Ole Miss	W, 3-0
11/22	at #12 Kentucky	L, 2-3

SEC CHAMPIONSHIPS

Site: Birmingham, Ala.

11/26	vs. LSU	L, 0-3

NCAA CHAMPIONSHIPS

FIRST ROUND

12/1	Sam Houston State	W, 3-1

NCAA CHAMPIONSHIPS

SECOND ROUND

12/5	at #19 Georgia	L, 1-3

1994

Overall Record: 10-21
SEC: 2-12
Coach: Julie Hermann

THE RESULTS

OREGON INVITATIONAL

9/2	vs. Utah	W, 3-2
9/2	vs. Rice	W, 3-2
9/3	at Oregon	L, 0-3

TRIANGLE INVITATIONAL

9/8	at #20 Duke	L, 0-3
9/9	Minnesota #	L, 1-3
9/10	at North Carolina	W, 3-0

MAZDA CLASSIC

9/15	Morehead State	W, 3-0
9/15	Arkansas State	L, 1-3
9/16	Radford	W, 3-0
9/16	Boise State	L, 0-3
9/23	at Alabama	L, 0-3
9/25	at Auburn	L, 1-3
9/28	Georgia	L, 0-3
9/30	Kentucky	L, 2-3
10/7	Arkansas	W, 3-1
10/9	LSU	W, 3-1
10/11	at East Tennessee State	W, 3-1
10/14	at South Carolina	L, 1-3
10/16	at #9 Florida	L, 0-3
10/21	Ole Miss	L, 0-3
10/22	Louisville	L, 0-3
10/23	Mississippi State	L, 2-3
10/25	at Tennessee Tech	W, 3-0
10/28	at #20 Houston	L, 0-3
10/29	at Texas A&M	L, 0-3
11/2	at #20 Georgia	L, 0-3
11/4	#9 Florida	L, 0-3
11/6	South Carolina	L, 1-3
11/8	Virginia Tech	W, 3-0
11/11	at Kentucky	L, 0-3

SEC CHAMPIONSHIPS

Site: Gainesville, Fla.

11/18	vs. Auburn	L, 0-3

>> # at Chapel Hill, N.C.

1995

Overall Record: 7-25
SEC: 0-14
Coach: Julie Hermann

THE RESULTS

ARIZONA STATE INVITATIONAL

9/1	vs. Saint Mary's (Calif.)	W, 3-1
9/1	at Arizona State	L, 0-3
9/2	vs. Saint Mary's (Calif.)	W, 3-0
9/2	at Arizona State	L, 0-3

MAZDA CLASSIC

9/8	George Washington	L, 0-3
9/8	Duke	W, 3-0
9/9	Oregon	W, 3-2
9/12	UNC Asheville	W, 3-1

BOISE STATE INVITATIONAL

9/15	vs. Mississippi State	L, 2-3
9/15	at Boise State	L, 0-3
9/16	vs. Saint Louis	L, 1-3
9/16	vs. Portland	L, 2-3
9/22	Ole Miss	L, 0-3
9/24	Mississippi State	L, 0-3
9/26	East Tennessee State	W, 3-0
9/29	at Alabama	L, 1-3
10/1	at Auburn	L, 0-3
10/6	at Arkansas	L, 0-3
10/8	at LSU	L, 1-3
10/15	Georgia	L, 0-3
10/17	Tennessee Tech	W, 3-0
10/20	at #3 Florida	L, 0-3
10/22	at South Carolina	L, 1-3
10/24	Eastern Kentucky	L, 2-3
10/27	at #25 Georgia	L, 0-3
10/31	at Louisville	L, 0-3
11/3	South Carolina	L, 0-3
11/5	#3 Florida	L, 0-3
11/7	at Virginia Tech	L, 1-3
11/10	at Kentucky	L, 0-3
11/12	Kentucky	L, 1-3

SEC CHAMPIONSHIPS

Site: Baton Rouge, La.

11/17	vs. Alabama	L, 0-3

YEAR-BY-YEAR RESULTS

1996

Overall Record: 17-16
SEC: 6-8
Coach: Julie Hermann

THE RESULTS

MIZUNO CLASSIC

8/31	vs. Bowling Green	W, 3-1
8/31	vs. Montana	W, 3-0
9/1	vs. Virginia	L, 1-3
9/1	at Pittsburgh	L, 0-3

POWERBAR INVITATIONAL

9/6	vs. Hofstra	W, 3-0
9/6	vs. San Jose State	L, 2-3
9/7	at San Francisco	W, 3-0
9/7	vs. Creighton	W, 3-0

HAWKEYE INVITATIONAL

9/13	at Iowa	L, 0-3
9/14	vs. Kansas	W, 3-1
9/14	vs. Miami University	L, 1-3

MAZDA CLASSIC

9/20	Wright State	W, 3-0
9/20	Indiana	L, 1-3
9/21	George Mason	L, 1-3
9/24	at Tennessee Tech	W, 3-0
9/27	LSU	W, 3-2
9/29	Arkansas	L, 1-3
10/5	at Georgia	W, 3-1
10/8	at Eastern Kentucky	W, 3-1
10/11	#3 Florida	L, 1-3
10/13	South Carolina	L, 0-3
10/18	at Ole Miss	W, 3-1
10/20	at Mississippi State	L, 2-3
10/25	Auburn	L, 0-3
10/27	Alabama	W, 3-1
11/1	Georgia	W, 3-2
11/5	at East Tennessee State	W, 3-0
11/7	Kentucky	W, 3-1
11/9	at Kentucky	L, 1-3
11/12	at UNC Asheville	W, 3-0
11/15	at South Carolina	L, 0-3
11/17	at #1 Florida	L, 1-3

SEC CHAMPIONSHIPS

Site: Columbia, S.C.

11/22	vs. Mississippi State	L, 1-3

1997

Overall Record: 15-19
SEC: 5-9
Coach: Rob Patrick

THE RESULTS

TENNESSEE PREVIEW

8/30	East Tennessee State	W, 3-1
8/30	Middle Tennessee State	W, 3-0
8/31	Tennessee Tech	L, 0-3
8/31	Tennessee-Chattanooga	W, 3-0

AMERITECH CLASSIC

9/5	vs. Miami University	L, 0-3
9/5	at Indiana	L, 0-3
9/6	vs. Oklahoma	L, 0-3
9/6	vs. Dayton	L, 1-3

ARBY'S CLASSIC

9/12	vs. #17 Ohio State	L, 0-3
9/13	at #5 Nebraska	L, 0-3
9/13	vs. Oral Roberts	L, 0-3

LADY VOL CLASSIC

9/19	Pittsburgh	L, 2-3
9/21	Iowa	W, 3-1
9/23	at Appalachian State	W, 3-0
9/26	Mississippi State	W, 3-2
9/28	Ole Miss	W, 3-0
10/3	at Auburn	L, 0-3
10/5	at Alabama	W, 3-1
10/10	at LSU	W, 3-0
10/12	at #23 Arkansas	L, 0-3
10/15	at Radford	W, 3-0
10/19	Georgia	L, 0-3
10/21	Eastern Kentucky	W, 3-0
10/24	at #3 Florida	L, 0-3
10/26	at South Carolina	L, 0-3
10/31	at Georgia	L, 1-3
11/1	at UNC Asheville	W, 3-1
11/7	South Carolina	L, 0-3
11/9	#4 Florida	L, 0-3
11/11	at Western Carolina	W, 3-0
11/14	at Kentucky	L, 1-3
11/16	Kentucky	W, 3-1

SEC CHAMPIONSHIPS

Site: Athens, Ga.

11/21	vs. Alabama	W, 3-0
11/21	vs. #23 Arkansas	L, 0-3

1998

Overall Record: 19-10
SEC: 7-7
Coach: Rob Patrick

THE RESULTS

9/1	at North Carolina	L, 0-3

TOYOTA LADY VOL CLASSIC

9/4	Florida Atlantic	W, 3-0
9/5	Radford	W, 3-0
9/5	Cleveland State	W, 3-2

UNIV. OF HOUSTON TOURNAMENT

9/11	vs. Lamar	W, 3-2
9/12	vs. Texas-San Antonio	W, 3-0
9/12	at Houston	L, 0-3
9/22	UNC Asheville	W, 3-1
9/25	at #16 Arkansas	L, 0-3
9/29	at Eastern Kentucky	W, 3-0
10/2	Ole Miss	W, 3-1
10/4	Mississippi State	W, 3-0
10/5	Appalachian State	W, 3-1
10/9	at Jacksonville	W, 3-1
10/11	at #9 Florida	L, 0-3
10/13	East Tennessee State	W, 3-0
10/16	Georgia	W, 3-1
10/18	South Carolina	L, 0-3
10/23	at Alabama	W, 3-1
10/25	at Auburn	L, 0-3
10/27	Western Carolina	W, 3-0
10/30	Kentucky	W, 3-0
11/1	at Kentucky	W, 3-1
11/6	at South Carolina	L, 1-3
11/8	at Georgia	L, 1-3
11/12	#5 Florida	L, 1-3
11/18	LSU #	W, 3-1

SEC CHAMPIONSHIPS

11/20	vs. Alabama	W, 3-0
11/21	at #13 Arkansas	L, 0-3

>> # at Fayetteville, Ark.

1999

Overall Record: 19-13
SEC: 8-6
Coach: Rob Patrick

THE RESULTS

9/1	at Radford	W, 3-1

DAYS INN/JMU CLASSIC

9/3	vs. Illinois at Chicago	W, 3-0
9/4	vs. Providence	W, 3-0
9/4	at James Madison	L, 0-3
9/7	at San Francisco	L, 2-3

ASTON'S IMUA WAHINE CHALLENGE

9/9	at #3 Hawaii	L, 0-3
9/10	vs. Nevada	L, 2-3
9/11	vs. #20 Southern California	L, 0-3

TOYOTA OF KNOXVILLE LADY VOL CLASSIC

9/17	Eastern Michigan	W, 3-0
9/18	Lehigh	W, 3-0
9/18	Kansas	L, 2-3
9/24	at Georgia	W, 3-1
9/26	at South Carolina	L, 1-3
9/28	at Virginia Tech	W, 3-2
10/1	Auburn	W, 3-1
10/3	Alabama	W, 3-0
10/5	at Memphis	W, 3-1
10/8	LSU	W, 3-0
10/10	#21 Arkansas	L, 2-3
10/12	at UNC Asheville	W, 3-0
10/15	at Mississippi State	W, 3-1
10/17	at Ole Miss	W, 3-0
10/19	at East Tennessee State	W, 3-0
10/24	#4 Florida	L, 0-3
10/26	Georgia State	W, 3-0
10/29	at Kentucky	L, 2-3
10/31	Kentucky	W, 3-0
11/4	at #4 Florida	L, 0-3
11/12	South Carolina	L, 1-3
11/14	Georgia	W, 3-2

SEC CHAMPIONSHIPS

11/19	Auburn	W, 3-1
11/20	#4 Florida	L, 0-3

YEAR-BY-YEAR RESULTS

2000

Overall Record: 23-10
SEC: 9-5
Coach: Rob Patrick

THE RESULTS

JUSTBALLS.COM CLASSIC

9/1	vs. Denver	W, 3-0
9/2	vs. TCU	W, 3-2
9/2	at Miami University	W, 3-0

TOYOTA OF KNOXVILLE LADY VOL CLASSIC

9/8	Houston	W, 3-2
9/9	Jacksonville State	W, 3-0
9/9	North Carolina	L, 1-3
9/11	Memphis	W, 3-0

UNIVERSITY OF MINNESOTA DIET COKE CLASSIC

9/15	at #9 Minnesota	L, 0-3
9/16	vs. Akron	W, 3-0
9/16	vs. Seton Hall	W, 3-0
9/19	UNC Asheville	W, 3-0
9/22	Ole Miss	W, 3-1
9/24	Mississippi State	W, 3-1
9/26	Virginia Tech	W, 3-2
10/1	at South Carolina	L, 0-3
10/6	at Arkansas	W, 3-2
10/8	at LSU	W, 3-1
10/13	Georgia	W, 3-0
10/15	#9 Florida	L, 0-3
10/17	Radford	W, 3-1
10/20	at Alabama	W, 3-1
10/22	at Auburn	W, 3-0
10/24	Appalachian State	W, 3-0
10/27	at #10 Florida	L, 0-3
10/29	at Georgia	W, 3-1
11/3	South Carolina	L, 0-3
11/10	Kentucky	W, 3-1
11/12	at Kentucky	L, 1-3

SEC CHAMPIONSHIPS

11/17	vs. Arkansas	W, 3-0
11/18	at #10 Florida	L, 0-3

SEC/CONFERENCE USA CHALLENGE
Site: Orlando, Fla.

11/24	vs. Tulane	W, 3-1
11/25	vs. Cincinnati	L, 2-3

NCAA CHAMPIONSHIPS
FIRST & SECOND ROUNDS
Site: University Park, Pa.

12/1	vs. Washington State	L, 0-3

2001

Overall Record: 16-11
SEC: 7-7
Coach: Rob Patrick

THE RESULTS

INDIANA UNIVERSITY BLIMPIE/ HOLIDAY INN CLASSIC

8/31	vs. Bowling Green	L, 2-3
9/1	vs. Maryland	W, 3-0
9/1	at Indiana	W, 3-0

CALIFORNIA GOLDEN BEAR CLASSIC

9/7	vs. Rice	W, 3-0
9/8	at California	W, 3-0
9/10	at San Jose State	L, 1-3
9/18	at Louisville	L, 2-3
9/21	LSU	L, 1-3
9/23	Arkansas	L, 2-3
9/28	at Georgia	W, 3-0
9/30	at #9 Florida	L, 0-3
10/2	at Appalachian State	W, 3-0
10/7	#17 South Carolina	W, 3-0
10/9	at Georgia State	W, 3-0
10/12	Auburn	W, 3-0
10/14	Alabama	L, 1-3
10/16	Virginia Tech	W, 3-1
10/19	at #22 South Carolina	L, 1-3
10/23	at Middle Tennessee State	W, 3-1
10/26	at Mississippi State	W, 3-0
10/28	at Ole Miss	W, 3-0
11/2	at Kentucky	W, 3-1
11/4	Kentucky	W, 3-0
11/9	#7 Florida	L, 0-3
11/11	Georgia	L, 2-3

SEC CHAMPIONSHIPS

11/16	#20 South Carolina	L, 2-3
11/23	Marquette	W, 3-2

2002

Overall Record: 20-11
SEC: 8-8
Coach: Rob Patrick

THE RESULTS

FORDHAM ROSE HILL CLASSIC

8/30	vs. Cal State Fullerton	W, 3-0
8/31	vs. Iona	W, 3-0
8/31	at Fordham	W, 3-0
9/2	at Seton Hall	W, 3-0

CATAMOUNT CLASH III

9/6	at Western Carolina	L, 1-3
9/7	vs. Villanova	W, 3-0
9/7	vs. Georgia State	W, 3-0

TOYOTA OF KNOXVILLE LADY VOL CLASSIC

9/13	Virginia	W, 3-1
9/14	East Carolina	W, 3-0
9/14	Rice	L, 0-3
9/17	at Virginia Tech	W, 3-0
9/22	Appalachian State	W, 3-0
9/27	at LSU	L, 0-3
9/29	at Arkansas	L, 0-3
10/4	#3 Florida	L, 0-3
10/6	Georgia	W, 3-2
10/11	at Kentucky	W, 3-1
10/13	at South Carolina	L, 2-3
10/15	Middle Tennessee State	W, 3-2
10/18	at Ole Miss	W, 3-2
10/20	at Mississippi State	W, 3-1
10/25	Alabama	W, 3-1
10/27	Auburn	W, 3-0
11/1	at Georgia	L, 0-3
11/3	at #3 Florida	L, 0-3
11/8	#18 South Carolina	L, 0-3
11/10	Kentucky	W, 3-2
11/12	East Tennessee State	W, 3-0
11/15	Arkansas	L, 1-3
11/17	LSU	W, 3-0

SEC CHAMPIONSHIPS

11/22	at Arkansas	L, 0-3

2003

Overall Record: 22-9
SEC: 10-6
Coach: Rob Patrick

THE RESULTS

UNIV. OF MARYLAND INVITATIONAL

8/29	at Maryland	W, 3-1
8/30	vs. #25 Michigan State	L, 2-3
8/30	vs. Villanova	W, 3-0

SBC/SANDS REGENCY INVITATIONAL

9/5	at Nevada	W, 3-0
9/6	vs. Arizona State	W, 3-2
9/6	vs. Gonzaga	W, 3-0

TOYOTA KNOXVILLE LADY VOL CLASSIC

9/12	Cal State Fullerton	W, 3-0
9/13	East Tennessee State	W, 3-0
9/13	Michigan	L, 2-3

BLUE DEMON INVITATIONAL

9/19	vs. IUPUI	W, 3-1
9/20	vs. Miami University	W, 3-0
9/20	at DePaul	W, 3-0
9/26	Ole Miss	W, 3-1
9/28	Mississippi State	W, 3-1
10/3	at Georgia	L, 2-3
10/5	at #3 Florida	L, 0-3
10/10	South Carolina	W, 3-1
10/12	Kentucky	W, 3-1
10/17	Auburn	W, 3-0
10/19	Alabama	W, 3-1
10/24	at Arkansas	L, 0-3
10/26	at LSU	L, 1-3
10/31	#3 Florida	L, 0-3
11/2	Georgia	W, 3-0
11/7	at Kentucky	L, 1-3
11/9	at South Carolina	W, 3-1
11/14	at Mississippi State	W, 3-0
11/16	at Ole Miss	W, 3-0

SEC CHAMPIONSHIPS
Site: Columbia, S.C.

11/21	vs. Georgia	W, 3-2
11/22	vs. #3 Florida	L, 0-3
11/28	at Winthrop	W, 3-0

YEAR-BY-YEAR RESULTS

2004

Overall Record: 32-3
SEC: 15-1
Coach: Rob Patrick

THE RESULTS

LMU FOUR POINTS SHERATON CLASSIC

9/3	vs. Villanova	W, 3-1
9/4	vs. Duke	W, 3-0
9/4	at #18 Loyola Marymount	W, 3-0

DOMINO'S PIZZA LADY VOL CLASSIC

9/10	Wake Forest	W, 3-0
9/11	Tennessee-Martin	W, 3-0
9/11	#24 Purdue	W, 3-1
9/14	Lipscomb	W, 3-0

MICHIGAN/NIKE INVITATIONAL

9/17	vs. Western Michigan	W, 3-1
9/17	vs. Virginia Tech	W, 3-0
9/18	at Michigan	L, 1-3
9/22	#15 Louisville	W, 3-1
9/24	Ole Miss	W, 3-0
9/26	Mississippi State	W, 3-0
9/29	at South Carolina	W, 3-0
10/3	Kentucky	W, 3-0
10/8	at Mississippi State	W, 3-0
10/10	at Ole Miss	W, 3-0
10/15	at Auburn	W, 3-1
10/17	at Alabama	W, 3-1
10/22	#8 Florida	L, 1-3
10/24	Georgia	W, 3-0
10/27	South Carolina	W, 3-1
10/29	at Kentucky	W, 3-0
11/1	at Appalachian State	W, 3-1
11/5	Arkansas	W, 3-1
11/7	LSU	W, 3-0
11/12	at Georgia	W, 3-0
11/14	at #7 Florida	W, 3-2

SEC CHAMPIONSHIPS

11/19	vs. Auburn	W, 3-1
11/20	vs. Arkansas	W, 3-1
11/21	at #10 Florida	W, 3-2
11/26	vs. Pittsburgh	W, 3-0

NCAA CHAMPIONSHIPS
FIRST & SECOND ROUNDS
Site: Knoxville, Tenn.

12/3	Eastern Kentucky	W, 3-0
12/4	#18 Texas A&M	W, 3-1

NCAA CHAMPIONSHIPS
REGIONALS
Site: Minneapolis, Minn.

12/10	vs. #7 Ohio State	L, 2-3

SEC CHAMPIONS

2005

Overall Record: 25-9
SEC: 13-3
Coach: Rob Patrick

THE RESULTS

8/27	at Lipscomb	W, 3-0

TIGER INVITATIONAL

9/3	vs. Utah	W, 3-0
9/4	at #21 Missouri	L, 0-3

COMCAST LADY VOL CLASSIC

9/9	Baylor	W, 3-0
9/10	Central Michigan	W, 3-0
9/10	College of Charleston	W, 3-0

MORTAR BOARD PREMIER

9/16	vs. Xavier	W, 3-1
9/17	vs. Ohio	L, 0-3
9/18	at Purdue	L, 0-3
9/23	at Arkansas	W, 3-0
9/25	vs. LSU #	L, 0-3
9/28	at #6 Louisville	L, 2-3
9/30	Ole Miss	W, 3-0
10/2	Mississippi State	W, 3-0
10/7	at #5 Florida	L, 0-3
10/9	at Georgia	W, 3-0
10/14	at Auburn	W, 3-1
10/16	at Alabama	L, 1-3
10/21	Kentucky	W, 3-0
10/26	at South Carolina	W, 3-1
10/28	Georgia	W, 3-0
10/30	#4 Florida	W, 3-2
11/6	at Kentucky	W, 3-0
11/9	South Carolina	W, 3-0
11/11	Alabama	W, 3-0
11/13	Auburn	W, 3-0

SEC CHAMPIONSHIPS
Site: Fayetteville, Ark.

11/18	vs. Mississippi State	W, 3-0
11/19	at Alabama	L, 2-3
11/26	at #7 Notre Dame	W, 3-2

NCAA CHAMPIONSHIPS
FIRST & SECOND ROUNDS

12/2	Jacksonville State	W, 3-0
12/3	#17 Minnesota	W, 3-2

NCAA CHAMPIONSHIPS
REGIONALS
Site: University Park, Pa.

12/9	at #2 Penn State	W, 3-1
12/10	vs. #8 Missouri	W, 3-1

NCAA CHAMPIONSHIPS
SEMIFINAL
Site: San Antonio, Texas

12/15	vs. #3 Washington	L, 0-3

NCAA SEMIFINALISTS

2006

Overall Record: 19-12
SEC: 10-10
Coach: Rob Patrick

THE RESULTS

COMCAST LADY VOL CLASSIC

8/25	Virginia	W, 3-1
8/26	Centenary	W, 3-0
8/26	Miami (Ohio)	W, 3-1

LMU/HILTON LAX TOURNAMENT

9/1	at Loyola Marymount	W, 3-1
9/2	vs. North Carolina	W, 3-0
9/3	at #14 Southern California	L, 1-3

PITT INVITATIONAL

9/8	at Pittsburgh	W, 3-1
9/9	vs. Marshall	W, 3-1
9/9	vs. Lehigh	W, 3-0
9/15	#18 LSU	L, 2-3
9/17	Arkansas	W, 3-1
9/19	Louisville	W, 3-1
9/22	at Ole Miss	W, 3-1
9/24	at Mississippi State	W, 3-1
9/29	at Auburn	W, 3-1
10/1	at #10 Florida	L, 0-3
10/6	South Carolina	W, 3-1
10/8	Georgia	W, 3-0
10/11	at Kentucky	L, 2-3
10/15	at Alabama	L, 1-3
10/20	at Arkansas	L, 1-3
10/22	at #12 LSU	L, 0-3
10/27	Mississippi State	W, 3-1
10/29	Ole Miss	W, 3-1
11/1	Kentucky	L, 1-3
11/3	Alabama	L, 2-3
11/10	at Georgia	W, 3-0
11/12	at South Carolina	L, 1-3
11/17	#7 Florida	L, 1-3
11/19	Auburn	W, 3-1

NCAA CHAMPIONSHIPS
FIRST & SECOND ROUNDS
Site: Knoxville, Tenn.

12/3	#25 Duke	L, 1-3

2007

Overall Record: 11-18
SEC: 6-14
Coach: Rob Patrick

THE RESULTS

AVCA SHOWCASE

8/24	at No. 1 Nebraska	L, 0-3
8/25	vs. No. 21 Utah	W, 3-2

COMCAST LADY VOL CLASSIC

8/31	Appalachian State	W, 3-0
9/1	Belmont	W, 3-0
9/2	Indiana	W, 3-0

STATE FARM ILLINI CLASSIC

9/7	vs. Creighton	L, 0-3
9/8	vs. Marquette	W, 3-1
9/14	Alabama	L, 0-3
9/16	Mississippi State	W, 3-1
9/21	at Auburn	W, 3-1
9/23	at Georgia	L, 2-3
9/26	at Kentucky	L, 1-3
9/30	Arkansas	L, 2-3
10/5	at South Carolina	L, 1-3
10/7	at No. 6 Florida	L, 0-3
10/12	No. 18 LSU	W, 3-2
10/14	Ole Miss	L, 2-3
10/16	at Louisville	L, 1-3
10/19	at Mississippi State	L, 2-3
10/21	at Alabama	L, 0-3
10/26	Georgia	W, 3-0
10/28	Auburn	L, 1-3
11/2	at Ole Miss	L, 2-3
11/4	at LSU	L, 0-3
11/9	No. 8 Florida	L, 0-3
11/11	South Carolina	W, 3-2
11/14	Kentucky	L, 1-3
11/16	at Arkansas	W, 3-1
11/23	Notre Dame	L, 1-3

YEAR-BY-YEAR RESULTS

2008

Overall Record: 22-10
SEC: 15-5
Coach: Rob Patrick

THE RESULTS

MARQUETTE KICKOFF TOURNAMENT

8/29	vs. Chattanooga	W, 3-0
8/30	vs. Houston	W, 3-2
	at Marquette	W, 3-1

PIONEER CLASSIC

9/5	vs. Iowa	L, 1-3
9/6	vs. Virginia	L, 2-3
	at Denver	L, 0-3

COMCAST LADY VOL CLASSIC

9/12	Gardner-Webb	W, 3-0
9/14	No. 17 Illinois	L, 2-3
	Dayton	W, 3-2
9/19	Mississippi State	W, 3-0
9/21	Alabama	W, 3-1
9/26	at LSU	L, 1-3
9/28	at Georgia	W, 3-0
10/1	Kentucky	L, 1-3
10/3	Auburn	W, 3-0
10/8	Louisville	W, 3-1
10/10	at South Carolina	L, 0-3
10/12	at No. 9 Florida	L, 0-3
10/14	at East Tennessee State	W, 3-0
10/17	Ole Miss	W, 3-0
10/19	Arkansas	W, 3-1
10/24	at Alabama	W, 3-0
10/26	at Mississippi State	W, 3-0
10/31	Georgia	W, 3-0
11/2	LSU	W, 3-0
11/7	at Arkansas	W, 3-0
11/9	at Ole Miss	W, 3-0
11/14	No. 12 Florida	L, 0-3
11/16	South Carolina	W, 3-2
11/23	at Auburn	W, 3-2
11/28	at No. 17 Kentucky	W, 3-2

NCAA CHAMPIONSHIPS

FIRST & SECOND ROUNDS
Site: at Clemson, S.C.

12/5	at Clemson	L, 2-3

2009

Overall Record: 24-8
SEC: 16-4
Coach: Rob Patrick

THE RESULTS

COMCAST LADY VOL CLASSIC

8/29	Tennessee Tech	W, 3-0
	Western Kentucky	W, 3-2
8/30	Lipscomb	W, 3-0

XAVIER TOURNAMENT

9/4	vs. No. 7 Michigan	L, 1-3
9/5	vs. Notre Dame	W, 3-0
9/6	at Xavier	W, 3-0

CAROLINA CLASSIC

9/11	at North Carolina	L, 2-3
9/12	vs. Colorado State	L, 1-3
	vs. Marshall	W, 3-0
9/18	at LSU	L, 2-3
9/25	Arkansas	W, 3-0
9/27	Ole Miss	W, 3-0
9/30	at Louisville	W, 3-2
10/2	at South Carolina	W, 3-1
10/4	at No. 5 Florida	L, 0-3
10/9	Georgia	W, 3-0
10/11	Auburn	W, 3-0
10/16	at Alabama	W, 3-1
10/18	at Mississippi State	W, 3-0
10/21	at No. 7 Kentucky	W, 3-1
10/26	No. 20 LSU	L, 1-3
10/30	at Ole Miss	W, 3-1
11/1	at Arkansas	W, 3-2
11/6	Mississippi State	W, 3-0
11/8	Alabama	W, 3-0
11/13	at Auburn	L, 2-3
11/15	at Georgia	W, 3-2
11/20	No. 13 Florida	W, 3-1
11/22	South Carolina	W, 3-0
11/25	No. 10 Kentucky	W, 3-2

NCAA CHAMPIONSHIPS

FIRST & SECOND ROUNDS
Site: Knoxville, Tenn.

12/4	Duke	W, 3-1
12/5	No. 11 Minnesota	L, 0-3

2010

Overall Record: 25-7
SEC: 15-5
Coach: Rob Patrick

THE RESULTS

COMCAST LADY VOL CLASSIC

8/27	Xavier	W, 3-0
8/28	Chattanooga	W, 3-0
	Virginia Tech	W, 3-0

HOUSTON UNIV. TOURNAMENT

9/3	vs. Oklahoma	W, 3-0
9/4	vs. Florida State	W, 3-0
	at Houston	W, 3-0

OHIO UNIVERSITY TOURNAMENT

9/10	vs. Northwestern	L, 2-3
	at Ohio	W, 3-2
9/11	vs. Pittsburgh	W, 3-1
9/17	South Carolina	W, 3-1
9/19	Florida	L, 1-3
9/24	at Georgia	L, 2-3
9/26	at Auburn	W, 3-1
9/29	Kentucky	W, 3-0
10/1	Ole Miss	W, 3-0
10/8	at Arkansas	W, 3-2
10/10	at LSU	L, 2-3
10/15	Mississippi State	W, 3-0
10/17	Alabama	W, 3-0
10/20	at Florida	L, 0-3
10/24	at South Carolina	W, 3-0
10/27	Louisville	W, 3-1
10/29	Auburn	W, 3-0
10/31	Georgia	W, 3-0
11/5	at Alabama	W, 3-0
11/7	at Mississippi State	W, 3-0
11/12	LSU	L, 1-3
11/14	Arkansas	W, 3-0
11/21	at Ole Miss	W, 3-1
11/24	at Kentucky	W, 3-0

NCAA CHAMPIONSHIPS

FIRST & SECOND ROUNDS
Site: at Bloomington, Ind.

12/3	Alabama A&M	W, 3-0
12/4	at Indiana	L, 2-3

2011

Overall Record: 28-4
SEC: 19-1
Coach: Rob Patrick

THE RESULTS

COMCAST LADY VOL CLASSIC

8/26	Ohio	W, 3-2
8/27	Villanova	W, 3-0
	Maryland	W, 3-2

ILLINOIS STATE FARM CLASSIC

9/2	at No. 7 Illinois	L, 1-3
9/3	vs. No. 21 Dayton	W, 3-2
	vs. Houston	L, 2-3

VIRGINIA TECH INVITATIONAL

9/9	vs. Seton Hall	W, 3-0
9/10	vs. American	W, 3-0
	at Virginia Tech	W, 3-1
9/16	Georgia	W, 3-0
9/18	Auburn	W, 3-0
9/23	at South Carolina	W, 3-1
9/25	at No. 6 Florida	W, 3-2
9/30	at LSU	W, 3-1
10/2	at Arkansas	W, 3-0
10/7	Alabama	W, 3-2
10/9	Ole Miss	W, 3-0
10/12	at No. 25 Kentucky	L, 2-3
10/16	at Mississippi State	W, 3-0
10/21	at Auburn	W, 3-1
10/23	at Georgia	W, 3-1
10/28	No. 13 Florida	W, 3-1
10/30	South Carolina	W, 3-0
11/2	at Louisville	W, 3-0
11/6	Mississippi State	W, 3-1
11/11	at Ole Miss	W, 3-2
11/13	at Alabama	W, 3-0
11/18	Arkansas	W, 3-0
11/20	LSU	W, 3-0
11/24	No. 16 Kentucky	W, 3-1

NCAA CHAMPIONSHIPS

FIRST & SECOND ROUNDS
Site: Knoxville, Tenn.

12/1	Duke	W, 3-1
12/2	Ohio State	L, 2-3

SEC CHAMPIONS

YEAR-BY-YEAR RESULTS

2012

Overall Record: 22-8
SEC: 15-5
Coach: Rob Patrick

THE RESULTS

COMCAST LADY VOL CLASSIC

8/24	Florida State	L, 0-3
8/25	Cincinnati	W, 3-1
	Iowa State	W, 3-2

SHOCKER VOLLEYBALL CLASSIC

8/31	Colorado State	W, 3-2
9/1	BYU	L, 1-3
9/2	at Wichita State	W, 3-2

MARYLAND INVITATIONAL

9/7	George Washington	W, 3-0
9/8	Boston College	W, 3-0
	at Maryland	W, 3-0
9/12	at Missouri	L, 2-3
9/16	at Alabama	W, 3-1
9/21	Arkansas	L, 1-3
9/23	South Carolina	W, 3-1
9/26	at Kentucky	L, 0-3
10/5	Missouri	W, 3-2
10/7	Georgia	W, 3-2
10/10	at LSU	W, 3-0
10/14	at Arkansas	W, 3-0
10/19	at Texas A&M	W, 3-0
10/26	Kentucky	L, 2-3
10/28	Alabama	W, 3-0
11/2	at Mississippi State	W, 3-0
11/4	at Florida	W, 3-2
11/9	at Ole Miss	W, 3-0
11/11	at South Carolina	W, 3-0
11/16	Auburn	W, 3-2
11/18	LSU	W, 3-0
11/21	Texas A&M	L, 2-3
11/23	Mississippi State	W, 3-0

NCAA CHAMPIONSHIPS

FIRST & SECOND ROUNDS
Site: Louisville, Ky.

11/29	Michigan	L, 2-3

2013

Overall Record: 9-23
SEC: 1-17
Coach: Rob Patrick

THE RESULTS

CINCINNATI INVITATIONAL

8/30	Morehead State	W, 3-2
	at Cincinnati	W, 3-0
8/31	Butler	L, 0-3

CHATTANOOGA INVITATIONAL

9/5	at Chattanooga	W, 3-0
9/6	UNC Asheville	W, 3-1
9/7	UT Martin	W, 3-1
	Charlotte	W, 3-0

COMCAST LADY VOL CLASSIC

9/12	Austin Peay	W, 3-0
9/13	Wichita State	L, 0-3
9/14	ETSU	L, 1-3
	VCU	L, 2-3

TENNESSEE INVITATIONAL

9/20	Georgia Tech	L, 0-3
9/21	Jacksonville State	L, 2-3
	Coastal Carolina	W, 3-1
9/29	South Carolina	W, 3-1
10/4	at Georgia	L, 0-3
10/6	at Kentucky	L, 0-3
10/11	Missouri	L, 0-3
10/13	Arkansas	L, 1-3
10/18	at Ole Miss	L, 1-3
10/20	at Mississippi State	L, 0-3
10/25	at South Carolina	W, 3-0
10/27	at Florida	L, 0-3
11/1	Auburn	L, 0-3
11/3	Georgia	L, 1-3
11/8	Ole Miss	L, 1-3
11/15	at Texas A&M	L, 0-3
11/17	LSU	L, 2-3
11/20	Florida	L, 0-3
11/22	at Auburn	L, 0-3
11/24	at Alabama	L, 0-3
11/30	Mississippi State	L, 1-3

2014

Overall Record: 8-24
SEC: 1-17
Coach: Rob Patrick

THE RESULTS

APPALACHIAN INVITATIONAL

8/29	Tennessee Tech	W, 3-0
8/30	Cleveland State	W, 3-1
	at Appalachian State	L, 0-3

IOWA STATE CHALLENGE

9/5	Northern Illinois	L, 0-3
	at Iowa State	L, 0-3
9/6	Nebraska-Omaha	L, 0-3
9/9	at Evansville	W, 3-1

COASTAL CAROLINA TOURNEY

9/12	Kennesaw State	W, 3-1
	Loyola Maryland	W, 3-1
9/13	at Coastal Carolina	L, 1-3

DISH LADY VOL CLASSIC

9/18	Austin Peay	L, 0-3
9/19	Memphis	L, 1-3
9/20	Mercer	W, 3-2
	Montana State	W, 3-0
9/26	at Arkansas	L, 0-3
9/28	at Missouri	L, 0-3
10/3	Texas A&M	L, 0-3
10/5	Alabama	L, 1-3
10/10	Kentucky	L, 0-3
10/12	LSU	L, 0-3
10/17	at Mississippi State	L, 2-3
10/19	at Georgia	L, 0-3
10/26	Ole Miss	W, 3-0
10/29	at Kentucky	L, 0-3
11/2	Florida	L, 0-3
11/7	Missouri	L, 1-3
11/9	at Auburn	L, 1-3
11/14	at LSU	L, 1-3
11/16	at Texas A&M	L, 0-3
11/19	South Carolina	L, 2-3
11/26	Arkansas	L, 1-3
11/29	at Alabama	L, 0-3

2015

Overall Record: 21-12
SEC: 7-11
Coach: Rob Patrick

THE RESULTS

TOWSON INVITATIONAL

8/28	Delaware State	W, 3-0
	at Towson	W, 3-2
8/29	Coppin State	W, 3-0
	Saint Francis (Pa.)	W, 3-0

TENNESSEE CLASSIC

9/3	Tennessee Tech	W, 3-1
9/4	UNC Greensboro	W, 3-0
9/5	North Florida	W, 3-1
	Eastern Kentucky	W, 3-0
9/8	Evansville	W, 3-1

COLLEGE OF CHARLESTON INVITE

9/11	Wofford	W, 3-1
9/12	Jackstonville	W, 3-1
	at College of Charleston	W, 3-1

NC STATE CLASSIC

9/18	Hampston	W, 3-0
9/19	Campbell	W, 3-0
	at NC State	L, 0-3
9/25	at Auburn	L, 1-3
9/27	at Georgia	W, 3-0
10/2	Alabama	W, 3-1
10/4	at Missouri	L, 1-3
10/7	at LSU	L, 1-3
10/11	#22 Arkansas	W, 3-1
10/14	#17 Florida	L, 0-3
10/18	South Carolina	W, 3-2
10/23	at Ole Miss	L, 1-3
10/30	LSU	W, 3-0
11/1	Texas A&M	L, 0-3
11/6	at Alabama	L, 1-3
11/8	#21 Kentucky	L, 0-3
11/11	at South Carolina	L, 0-3
11/15	at #15 Florida	L, 0-3
11/25	Auburn	L, 0-3
11/27	Georgia	W, 3-0

YEAR-BY-YEAR RESULTS

2016

Overall Record: 17-14
SEC: 7-11
Coach: Rob Patrick

THE RESULTS

TENNESSEE CLASSIC		
8/26	Cincinnati	W, 3-1
8/27	ULM	W, 3-0
	Middle Tennessee	W, 3-0
CLEVELAND STATE INVITATIONAL		
9/2	vs. Eastern Michigan	W, 3-1
	at Cleveland State	L, 2-3
9/3	at Kent State	W, 3-1
HOLIDAY INN WEST INVITATIONAL		
9/9	at Western Michigan	W, 3-1
	vs. Milwaukee	W, 3-1
9/10	vs. Xavier	L, 1-3
GEORGE WASHINGTON INVITATIONAL		
9/16	vs. Northern Illinois	L, 0-3
9/17	vs. James Madison	W, 3-0
	at George Washington	W, 3-0
9/23	Mississippi State	L, 0-3
9/25	Georgia	W, 3-0
9/28	at South Carolina	L, 2-3
10/2	at #5 Florida	L, 2-3
10/5	at Troy	W, 3-0
10/9	at #25 Kentucky	L, 0-3
10/14	Ole Miss	W, 3-0
10/16	Arkansas	W, 3-1
10/23	at Mississippi State	L, 0-3
10/28	at Alabama	W, 3-0
10/30	Auburn	W, 3-0
11/4	Missouri	L, 1-3
11/6	at Texas A&M	L, 0-3
11/11	at Ole Miss	L, 0-3
11/13	at Arkansas	L, 0-3
11/16	Texas A&M	L, 1-3
11/20	LSU	W, 3-1
11/23	#23 Kentucky	W, 3-1
11/26	at #22 Missouri	L, 0-3

2017

Overall Record: 12-15
SEC: 5-13
Coach: Rob Patrick

THE RESULTS

TENNESSEE CLASSIC		
8/25	Western Michigan	W, 3-1
8/26	Wofford	W, 3-0
	George Washington	W, 3-0
DIET COKE CLASSIC		
9/2	vs. Texas San Antonio	W, 3-1
	vs. West Virginia	L, 0-3
9/3	at #2 Minnesota	L, 0-3
ROCKY TOP INVITATIONAL		
9/15	Marshall	W, 3-0
9/16	South Carolina Upstate	W, 3-1
	Furman	W, 3-2
9/20	at Arkansas	L, 0-3
9/24	Mississippi State	W, 3-1
9/29	at #1 Florida	L, 0-3
10/1	at South Carolina	L, 1-3
10/4	Auburn	L, 2-3
10/8	Alabama	L, 2-3
10/11	at Georgia	W, 3-2
10/15	Missouri	W, 3-1
10/22	at #6 Kentucky	L, 0-3
10/27	at Texas A&M	L, 2-3
10/29	at LSU	W, 3-0
11/3	South Carolina	L, 1-3
11/5	#4 Florida	L, 0-3
11/9	at Auburn	L, 1-3
11/12	at Alabama	L, 2-3
11/17	Ole Miss	W, 3-1
11/19	Georgia	L, 0-3
11/24	LSU	L, 2-3

2018

Overall Record: 26-6
SEC: 16-2
Coach: Eve Rackham Watt

THE RESULTS

TENNESSEE CLASSIC		
8/24	#22 Michigan State	W, 3-1
8/25	Belmont	W, 3-0
	Chattanooga	W, 3-0
ROCKY TOP INVITATIONAL		
8/31	Winthrop	W, 3-0
9/1	North Florida	W, 3-1
	Indiana State	W, 3-0
9/4	at ETSU	L, 2-3
9/7	at #16 San Diego	L, 0-3
9/8	at #16 San Diego	W, 3-1
FLYER INVITATIONAL		
9/14	at Dayton	L, 2-3
9/15	vs. Ohio State	W, 3-1
	vs. Evansville	W, 3-0
9/21	at Auburn	W, 3-1
9/23	#20 Kentucky	L, 1-3
9/28	Missouri	W, 3-2
9/30	Arkansas	W, 3-2
10/3	Alabama	W, 3-1
10/7	Mississippi State	W, 3-0
10/10	at #16 Kentucky	L, 1-3
10/19	at Texas A&M	W, 3-2
10/21	at LSU	W, 3-2
10/24	South Carolina	W, 3-0
10/28	at Georgia	W, 3-2
11/2	at Ole Miss	W, 3-1
11/4	Texas A&M	W, 3-1
11/11	at Mississippi State	W, 3-0
11/14	at #23 Missouri	W, 3-1
11/18	at Arkansas	W, 3-1
11/21	#14 Florida	W, 3-0
11/24	Ole Miss	W, 3-1
NCAA CHAMPIONSHIPS		
FIRST & SECOND ROUNDS		
Site: Pullman, Wash.		
11/30	Colorado State	W, 3-2
12/1	#16 Washington State	L, 1-3

2019

Overall Record: 15-13
SEC: 9-9
Coach: Eve Rackham Watt

THE RESULTS

8/30	#6 Illinois	L, 2-3
9/1	at #6 Illinois	L, 2-3
SPARTAN INVITATIONAL		
9/6	vs. Cincinnati	L, 0-3
9/7	vs. Miami (OH)	W, 3-0
	at Michigan State	W, 3-2
BAYLOR INVITATIONAL		
9/13	vs. Houston	W, 3-2
9/14	vs. #5 Baylor	L, 0-3
TENNESSEE CLASSIC		
9/20	ETSU	W, 3-0
9/21	Georgia Southern	W, 3-0
	North Dakota State	W, 3-0
9/27	at Ole Miss	L, 2-3
9/29	Texas A&M	W, 3-2
10/4	at Georgia	L, 1-3
10/6	at Auburn	W, 3-0
10/11	LSU	L, 2-3
10/13	Mississippi State	W, 3-0
10/16	#16 Kentucky	L, 0-3
10/20	at #25 Missouri	L, 1-3
10/25	at South Carolina	L, 0-3
10/27	at #13 Florida	L, 1-3
11/1	Ole Miss	W, 3-2
11/3	Georgia	L, 1-3
11/10	at Alabama	W, 3-0
11/13	at Arkansas	W, 3-2
11/22	Alabama	W, 3-0
11/24	Missouri	L, 1-3
11/27	Auburn	W, 3-1
11/30	at Mississippi State	W, 3-0

YEAR-BY-YEAR RESULTS

2020-21*

Overall Record: 12-8*
SEC: 12-8
Coach: Eve Rackham Watt

THE RESULTS

10/16	at #3 Kentucky	L, 0-3
10/17	at #3 Kentucky	L, 1-3
10/28	Georgia	W, 3-1
10/29	Georgia	L, 2-3
11/6	#15 South Carolina	W, 3-1
11/7	#15 South Carolina	L, 0-3
11/18	at Auburn	W, 3-0
11/19	at Auburn	W, 3-0
2/5	at Texas A&M	Canceled
2/6	at Texas A&M	Canceled
2/12	#16 Missouri	W, 3-2
2/13	#16 Missouri	W, 3-0
2/20	at Ole Miss	Canceled
2/20	at Ole Miss	Canceled
2/25	#8 Florida	L, 0-3
2/26	#8 Florida	L, 0-3
3/5	Mississippi State	W, 3-1
3/6	Mississippi State	W, 3-0
3/13	at Arkansas	W, 3-1
3/14	at Arkansas	L, 1-3
3/19	at Alabama	L, 1-3
3/20	at Alabama	W, 3-1
3/24	LSU	W, 3-1
3/25	LSU	W, 3-2

*2020-21 season was split between fall and spring due to COVID-19 protocols

* SEC teams played a conference only schedule

2021

Overall Record: 20-10
SEC: 11-7
Coach: Eve Rackham Watt

THE RESULTS

TENNESSEE CLASSIC

8/27	Texas Tech	W, 3-0
8/28	ETSU	W, 3-0
	NC State	W, 3-0
9/3	#9 Baylor	W, 3-2
9/5	#7 Pittsburgh	L, 2-3
9/10	at Morehead State	W, 3-0
9/12	Morehead State	W, 3-0

STACEY CLARK CLASSIC

9/17	vs. IPFW	W, 3-0
9/17	vs. Jacksonville State	W, 3-0
9/18	at #9 Purdue	L, 0-3
9/25	Arkansas	W, 3-1
9/26	Arkansas	W, 3-0
9/29	Auburn	W, 3-0
10/2	Texas A&M	W, 3-0
10/3	Texas A&M	L, 2-3
10/8	at South Carolina	W, 3-1
10/9	at South Carolina	W, 3-0
10/15	at Georgia	W, 3-1
10/23	at LSU	W, 3-2
10/24	at LSU	L, 0-3
10/27	#5 Kentucky	L, 0-3
11/4	at #23 Florida	L, 1-3
11/7	Ole Miss	W, 3-0
11/13	at Mississippi State	L, 1-3
11/14	at Mississippi State	L, 2-3
11/18	Alabama	W, 3-0
11/19	Alabama	W, 3-0
11/24	at Missouri	L, 2-3

NCAA CHAMPIONSHIPS
FIRST & SECOND ROUNDS
Site: Columbus, Ohio

12/3	North Carolina	W, 3-1
12/4	Ohio State	L, 1-3

2022

Overall Record: 17-14
SEC: 11-7
Coach: Eve Rackham Watt

THE RESULTS

TENNESSEE CLASSIC

8/26	Loyola Chicago	W, 3-2
8/27	Bowling Green	L, 1-3
	#13 Purdue	L, 1-3

NC STATE CLASSIC

9/2	vs. Elon	W, 3-1
9/3	vs. Colgate	L, 1-3
	at NC State	W, 3-0

ROCKY TOP CLASSIC

9/9	New Hampshire	W, 3-0
9/10	Norfolk State	W, 3-0
	The Citadel	W, 3-0
9/13	Western Kentucky	L, 0-3
9/16	at #12 Pittsburgh	L, 0-3
9/17	vs. #5 Ohio State	L, 0-3
9/21	Missouri	W, 3-0
9/24	at Texas A&M	L, 2-3
9/25	at Texas A&M	W, 3-0
10/5	#15 Florida	L, 1-3
10/8	South Carolina	W, 3-2
10/9	South Carolina	W, 3-0
10/14	at Arkansas	L, 0-3
10/15	at Arkansas	L, 0-3
10/21	at Auburn	L, 1-3
11/2	at Ole Miss	W, 3-2
11/5	LSU	W, 3-0
11/6	LSU	W, 3-1
11/11	Georgia	W, 3-2
11/16	at Kentucky	L, 1-3
11/19	Mississippi State	W, 3-0
11/20	Mississippi State	W, 3-2
11/23	at Alabama	L, 1-3
11/25	at Alabama	W, 3-0

NCAA CHAMPIONSHIPS
FIRST & SECOND ROUNDS
Site: Louisville, Ky.

12/2	Purdue	L, 2-3

2023

Overall Record: 26-5
SEC: 15-3
Coach: Eve Rackham Watt

THE RESULTS

TENNESSEE CLASSIC

8/25	Texas State	W, 3-0
8/26	Marist	W, 3-0
8/26	UT Martin	W, 3-0

USD INVITATIONAL

8/31	at RV San Diego	W, 3-1
9/1	vs. Boston College	W, 3-0
9/3	at #1 Wisconsin	L, 3-2
9/8	at Loyola Chicago	W, 3-1
9/10	at #24 Marquette	W, 3-0
9/14	Chicago State	W, 3-0
9/15	Evansville	W, 3-0
9/20	Missouri	W, 3-0
9/24	at #22 Kentucky	W, 3-0
9/29	at Mississippi State	W, 3-1
10/1	at Ole Miss	W, 3-0
10/4	at Alabama	W, 3-0
10/8	LSU	W, 3-0
10/13	#22 Auburn	W, 3-1
10/15	#23 Kentucky	L, 3-0
10/20	#10 Arkansas	L, 3-1
10/25	at Missouri	W, 3-1
10/29	Texas A&M	W, 3-0
11/3	at #20 Florida	W, 3-2
11/10	Georgia	W, 3-1
11/12	Ole Miss	W, 3-0
11/17	at LSU	W, 3-0
11/19	at Texas A&M	W, 3-0
11/22	Mississippi State	W, 3-0
11/25	at South Carolina	L, 3-0

NCAA CHAMPIONSHIPS
FIRST & SECOND ROUNDS
Site: Knoxville, Tenn.

12/1	High Point	W, 3-0
12/2	#21 Western Kentucky	W, 3-0

NCAA CHAMPIONSHIPS
REGIONALS
Site: Stanford, Calif.

12/7	vs. #5 Texas	L, 3-2

YEAR-BY-YEAR RESULTS

2024

Overall Record: 15-12
SEC: 8-8
Coach: Eve Rackham Watt

THE RESULTS

8/30	#7 Penn State	L, 1-3
9/1	at #6 Louisville	L, 0-3
9/5	#25 UCLA	W, 3-0
9/6	LIU	W, 3-0
9/10	at Western Kentucky	W, 3-2
9/14	at Coastal Carolina	W, 3-1
9/15	at Coastal Carolina	W, 3-0
9/16	at Wofford	L, 2-3
9/19	Western Michigan	W, 3-1
9/20	Western Michigan	W, 3-1
9/25	Alabama	W, 3-2
9/29	at Oklahoma	L, 1-3
10/4	at Ole Miss	L, 1-3
10/6	at Mississippi State	W, 3-0
10/13	at Missouri	L, 2-3
10/16	#15 Kentucky	L, 1-3
10/20	#25 Auburn	W, 3-1
10/25	at #24 Florida	L, 1-3
11/1	at Georgia	W, 3-1
11/3	at South Carolina	L, 0-3
11/8	LSU	W, 3-0
11/10	Texas A&M	W, 3-1
11/15	Georgia	L, 2-3
11/22	Arkansas	W, 3-0
11/24	South Carolina	W, 3-0
11/27	at #14 Texas	L, 0-3
NCAA CHAMPIONSHIPS		
FIRST ROUND		
Site: Madison, Wis.		
12/5	vs. #18 Georgia Tech	L, 2-3

2025

Overall Record: 20-8
SEC: 10-5
Coach: Eve Rackham Watt

THE RESULTS

8/29	USF	W, 3-0
BROADWAY BLOCK PARTY		
8/31	vs. #15 Purdue	L, 1-3
9/4	Wofford	W, 3-1
9/5	Samford	W, 3-0
	Winthrop	W, 3-0
ACC/SEC CHALLENGE		
9/9	#21 Georgia Tech	W, 3-1
JACK KAISER VOLLEYBALL CLASSIC		
9/13	vs. Delaware State	W, 3-0
9/14	at St. John's	W, 3-0
9/18	Rider	W, 3-0
9/19	Kennesaw State	W, 3-0
9/24	Georgia*	W, 3-0
9/26	South Carolina*	W, 3-0
10/3	at LSU*	W, 3-2
10/8	at #2 Texas*	L, 2-3
10/12	at Ole Miss*	W, 3-0
10/15	Florida*	L, 2-3
10/19	Auburn*	W, 3-0
10/24	at Alabama*	W, 3-1
10/26	at Mississippi State*	W, 3-1
10/31	Missouri*	L, 1-3
11/2	#9 Texas A&M*	L, 1-3
11/7	at Vanderbilt*	W, 3-0
11/9	at #2 kentucky*	L, 1-3
11/14	Arkansas*	W, 3-0
11/27	Oklahoma*	W, 3-1
SEC CHAMPIONSHIPS		
Site: Savannah, Ga.		
11/23	vs. Florida	W, 3-1
11/24	vs. #2 Kentucky	L, 1-3
NCAA CHAMPIONSHIPS		
FIRST ROUND		
Site: Tempe, Ariz.		
12/4	vs. Utah State	L, 2-3

SERIES VS. OPPONENTS

AKRON
Overall: 2-0

11/13/89	W	15-12, 15-10, 15-5
9/16/00	W	15-11, 15-7, 15-5

ALABAMA
Overall: 45-20

1973	W	15-2, 15-7
1977	L	7-15, 7-15
10/27/79	W	12-15, 12-15, 15-10, 15-3, 15-8
10/16/80	W	15-11, 15-8, 15-12
10/31/80	W	15-9, 3-15, 15-12
10/10/81	L	7-15, 15-2, 1-15
11/17/81	W	7-15, 15-6, 15-10, 15-7
11/25/81	W	15-12, 15-7, 15-0
10/8/89	W	15-6, 15-3, 15-11
11/3/90	W	7-15, 15-7, 12-15, 15-5, 15-12
10/12/91	W	15-7, 11-15, 15-13, 12-15, 15-7
10/23/92	W	15-6, 15-5, 15-10
11/7/92	W	15-10, 15-1, 15-5
10/15/93	W	15-9, 15-9, 11-15, 15-5
9/23/94	L	9-15, 7-15, 13-15
9/29/95	L	9-15, 15-11, 7-15, 10-15
11/17/95	L	4-15, 6-15, 11-15
10/27/96	W	15-5, 16-14, 11-15, 15-6
10/5/97	W	15-9, 15-8, 7-15, 15-6
11/21/97	W	15-7, 16-14, 15-9
10/23/98	W	14-16, 15-5, 15-7, 15-4
11/20/98	W	15-10, 16-14, 15-11
10/3/99	W	15-10, 15-9, 15-12
10/20/00	W	15-7, 7-15, 15-8, 15-7
10/14/01	L	30-24, 22-30, 21-30, 23-30
10/25/02	W	20-30, 30-23, 30-22, 30-23
10/19/03	W	26-30, 30-24, 30-21, 30-24
10/17/04	W	30-26, 30-25, 21-30, 31-29
10/16/05	L	23-30, 30-24, 28-30, 29-31
11/11/05	W	30-22, 30-24, 30-25
11/19/05	L	26-30, 30-18, 30-18, 29-31, 13-15
10/15/06	L	30-21, 27-30, 20-30, 32-34
11/3/06	L	30-24, 30-20, 24-30, 28-30, 11-15
9/14/07	L	33-35, 25-30, 21-30
10/21/07	L	21-30, 28-30, 17-30
9/21/08	W	25-17, 25-17, 24-26, 25-18
10/24/08	W	25-22, 25-22, 25-22
10/16/09	W	26-24, 25-22, 22-25, 25-23
11/8/09	W	25-20, 25-19, 25-23
10/17/10	W	25-17, 25-21, 26-24
11/5/10	W	25-17, 25-22, 25-22
10/7/11	W	25-23, 25-22, 25-15
11/13/11	W	25-17, 25-14, 25-13
9/16/12	W	19-25, 25-17, 25-15, 25-15
10/28/12	W	25-18, 25-16, 25-19
11/24/13	L	25-17, 25-22, 25-23
10/5/14	L	25-15, 25-20, 20-25, 29-27
11/29/14	L	25-11, 25-20, 25-14
10/2/15	W	25-23, 25-16, 16-25, 28-26
11/6/15	L	25-21, 25-22, 25-27, 25-18
10/28/16	W	25-15, 25-22, 25-23
10/8/17	L	20-25, 25-23, 25-18, 23-25, 9-15
11/12/17	L	25-21, 19-25, 25-17, 18-28, 11-15
10/3/18	W	25-21, 25-14-21-25, 25-20
11/10/19	W	25-18, 25-18, 25-18
11/22/19	W	26-24, 25-16, 25-18
3/19/21	L	25-16, 23-25, 21-25, 15-25
3/20/21	W	25-18, 23-25, 25-18, 25-20
11/18/21	W	25-18, 25-19, 25-13
11/19/21	W	25-16, 25-12, 25-21
11/23/22	L	25-22, 21-25, 27-29, 23-25
11/25/22	W	25-21, 25-18, 26-24
10/4/23	W	25-14, 25-23, 25-18
9/25/24	W	25-17, 25-27, 25-20, 23-25, 15-11
10/24/25	W	25-18, 25-20, 23-25, 25-15

ALABAMA-BIRMINGHAM
Overall: 5-3

9/12/84	W	15-4, 15-5, 15-0
10/10/86	W	15-4, 15-6, 18-16
9/19/87	W	15-5, 18-16, 15-13
11/4/87	L	13-15, 16-14, 11-15, 11-15
10/18/88	W	15-3, 15-5, 15-2
9/27/90	L	16-14, 12-15, 8-15, 15-9, 14-16
9/11/92	L	15-7, 15-8, 9-15, 15-17, 12-15
9/11/93	W	15-5, 15-6, 15-3

ALABAMA A&M
Overall: 1-0

12/3/10	W	25-11, 25-19, 25-16

AMERICAN
Overall: 1-0

9/10/11	W	25-14, 25-13, 25-16

APPALACHIAN STATE
Overall: 8-2

1974	L	16-14, 13-15, 3-15
10/23/81	W	16-14, 15-3, 12-15, 15-13
9/23/97	W	15-7, 15-6, 15-10
10/5/98	W	15-7, 15-13, 13-15, 15-9
10/24/00	W	15-10, 15-10, 15-11
10/2/01	W	30-17, 30-25, 30-21
9/22/02	W	30-20, 30-28, 30-15
11/1/04	W	30-27, 30-26, 28-30, 30-23
8/31/07	W	30-17, 30-18, 30-14
8/30/14	L	25-15, 25-21, 25-14

ARIZONA
Overall: 1-4

9/20/80	L	5-15, 8-15
11/5/82	W	15-11, 1-15, 15-13
11/4/83	L	8-15, 15-5, 15-6, 12-15, 14-16
11/2/84	L	2-15, 13-15, 3-15
10/12/85	L	5-15, 10-15, 2-15

ARIZONA STATE
Overall: 2-2

9/17/83	W	2-15, 15-11, 15-10, 15-9
9/1/95	L	13-15, 11-15, 4-15
9/2/95	L	2-15, 7-15, 2-15
9/6/03	W	31-29, 26-30, 30-24, 25-30, 15-13

ARKANSAS
Overall: 26-25

10/7/94	W	15-5, 10-15, 15-6, 16-14
10/6/95	L	8-15, 6-15, 7-15
9/29/96	L	10-15, 15-10, 13-15, 9-15
10/12/97	L	3-15, 3-15, 2-15
11/21/97	L	10-15, 3-15, 5-15
9/25/98	L	6-15, 4-15, 10-15
11/21/98	L	7-15, 6-15, 9-15
10/10/99	L	15-11, 13-15, 7-15, 15-11, 6-15
10/6/00	W	15-4, 9-15, 15-9, 13-15, 15-10
11/17/00	W	15-8, 15-13, 15-8
9/23/01	L	30-19, 22-30, 30-24, 28-30, 13-15
9/29/02	L	31-33, 18-30, 17-30
11/15/02	L	28-30, 30-25, 26-30, 22-30
11/22/02	L	23-30, 28-30, 25-30
10/24/03	L	26-30, 22-30, 24-30
11/5/04	W	15-30, 30-22, 30-28, 30-24
11/20/04	W	23-30, 30-22, 30-23, 30-21
9/23/05	W	30-27, 30-24, 30-26
9/17/06	W	32-30, 30-28, 24-30, 30-24
10/20/06	L	23-30, 31-29, 28-30, 28-30
9/30/07	L	30-32, 30-27, 27-30, 30-20, 8-15
11/16/07	W	30-28, 28-30, 30-27, 30-22
10/19/08	W	25-21, 25-18, 17-25, 25-21
11/7/08	W	29-27, 25-22, 26-28, 25-16, 15-10
9/25/09	W	25-19, 25-20, 26-24
11/1/09	W	19-25, 25-18, 23-25, 26-24, 15-11
10/8/10	W	22-25, 23-25, 25-20, 25-20, 25-15
11/14/10	W	25-17, 25-15, 25-15
10/2/11	W	25-19, 25-16, 25-19
11/18/11	W	25-21, 25-17, 25-21
9/21/12	L	25-21, 20-25, 25-17, 25-17
10/14/12	W	25-22, 25-22, 25-16
10/13/13	L	13-25, 27-25, 25-20, 25-22
9/26/14	L	25-20, 25-15, 25-19
11/26/14	L	21-25, 25-16, 25-22, 25-13
10/11/15	W	18-25, 25-22, 27-25, 25-20
10/16/16	W	25-18, 25-23, 22-25, 25-22
11/13/16	L	25-23, 25-22, 25-20
9/20/17	L	17-25, 19-25, 21-25
9/30/18	W	18-25, 25-20, 22-25, 25-22, 15-7
11/18/18	W	25-23, 19-25, 25-20, 25-23
11/13/19	W	25-16, 21-25, 23-25, 25-23, 15-8
3/13/21	W	18-25, 25-20, 25-13, 25-21
3/14/21	L	21-25, 22-25, 25-17, 17-25
9/25/21	W	31-33, 25-19, 25-21, 25-14
9/26/21	W	25-19, 25-19, 25-17
10/14/22	L	18-25, 22-25, 23-25
10/15/22	L	19-25, 13-25, 21-25
10/20/23	L	27-25, 16-25, 22-25, 20-25
11/22/24	W	25-19, 25-14, 25-23
11/15/25	W	25-18, 25-15, 25-15

ARKANSAS STATE
Overall: 1-2

9/18/86	W	15-7, 15-5, 15-5
10/4/91	L	15-7, 7-15, 15-11, 6-15, 8-15
9/15/94	L	14-16, 15-4, 8-15, 6-15

AUBURN
Overall: 39-21-1

1973	W	15-11, 15-10
1974	L	10-15, 6-15
10/24/75	T	15-17, 15-13
10/31/75	W	15-11, 15-8
10/21/76	L	10-15, 15-11, 5-15
10/6/78	W	15-5, 15-9
11/14/87	W	15-7, 15-10, 15-13
10/1/88	W	15-6, 15-8, 6-15, 16-14
10/7/89	W	13-15, 15-7, 15-5, 15-1
11/2/90	L	7-15, 15-6, 12-15, 7-15
10/27/91	L	15-11, 10-15, 15-13, 10-15,13-15
11/8/91	W	15-7, 7-15, 10-15, 15-10, 15-6
10/16/92	L	15-10, 8-15, 14-16, 14-16
10/10/93	W	7-15, 8-15, 15-11, 15-13, 15-10
9/25/94	L	15-9, 6-15, 12-15, 11-15
11/18/94	L	10-15, 11-15, 8-15
10/1/95	L	15-17, 8-15, 3-15
10/25/96	L	12-15, 12-15, 4-15
10/3/97	L	6-15, 7-15, 3-15
10/25/98	L	13-15, 4-15, 6-15
10/1/99	W	11-15, 15-11, 15-2, 15-6
11/19/99	W	15-11, 15-8, 14-16, 15-3
10/22/00	W	15-7, 15-5, 15-7
10/12/01	W	30-13, 30-27, 30-20
10/27/02	W	30-20, 30-19, 30-24
10/17/03	W	30-22, 30-18, 31-29
10/15/04	W	27-30, 30-19, 30-21, 30-16
11/19/04	W	30-21, 30-23, 23-30, 30-23
10/14/05	W	30-26, 23-30, 30-18, 30-20
11/13/05	W	30-19, 30-14, 30-17
9/29/06	W	30-21, 28-30, 30-28, 30-21
11/19/06	W	30-22, 27-30, 30-18, 30-27
9/21/07	W	27-30, 30-27, 30-25, 30-27
10/28/07	L	30-22, 25-30, 24-30, 29-31
10/3/08	W	25-15, 25-23, 28-26
11/23/08	W	23-25, 25-11, 25-19, 20-25, 16-14
10/11/09	W	25-23, 25-23, 25-20
11/13/09	L	25-11, 25-20, 22-25, 21-25, 15-17
9/26/10	W	25-15, 21-25, 25-22, 25-19
10/29/10	W	25-17, 25-16, 25-16
9/18/11	W	25-15, 25-16, 25-20
10/21/11	W	19-25, 25-20, 25-23, 25-18
11/16/12	W	23-25, 25-20, 29-31, 25-19, 15-6
11/1/13	L	25-22, 25-17, 25-14
11/22/13	L	25-14, 25-7, 25-16
11/9/14	L	26-28, 25-14, 25-22, 25-15
9/25/15	L	25-16, 30-32, 25-22, 25-19
11/25/15	L	25-13, 25-14, 25-21
10/30/16	W	25-21, 25-23, 30-28
10/4/17	L	22-25, 25-19, 18-25, 27-25, 11-15
11/9/17	L	22-25, 25-23, 18-25, 20-25
9/21/18	W	22-25, 25-12, 25-21, 25-13
10/6/19	W	25-20, 25-18, 25-23
11/27/19	W	25-18, 25-18, 23-25, 25-15
11/18/20	W	25-20, 25-17, 25-19
11/19/20	W	25-20, 25-12, 25-14
9/29/21	W	25-16, 25-21, 25-14
10/21/22	L	15-25, 13-25, 29-27, 25-27
10/13/23	W	25-19, 21-25, 25-21, 25-17
10/20/24	W	25-19, 25-19, 15-25, 25-19
10/19/25	W	25-23, 25-23, 26-24

AUSTIN PEAY
Overall: 3-1-1

10/1/76	T	15-1, 12-15
9/2/88	W	15-2, 15-5, 15-6
9/5/90	W	15-11, 15-4, 15-10
9/12/13	W	25-14, 25-22, 25-18
9/18/14	L	25-28, 25-17, 25-23

BALL STATE
Overall: 1-1

9/20/88	W	15-13, 15-11, 15-3
9/4/92	L	11-15, 10-15, 8-15

BAYLOR
Overall: 2-1

9/9/05	W	30-20, 30-28, 30-19
9/14/19	L	18-25, 17-25, 16-25
9/3/21	W	17-25, 25-23, 25-23, 16-25, 15-13

BELLARMINE
Overall: 1-0

11/3/79	W	15-6, 15-8, 15-11

BELMONT
Overall: 2-0

9/1/07	W	30-28, 32-30, 30-23
8/25/18	W	25-16, 25-14, 25-11

BERRY
Overall: 1-0-1

10/17/75	W	15-5, 14-16, 16-14
10/31/75	T	15-12, 12-15

BOISE STATE
Overall: 0-3

9/11/87	L	9-15, 14-16
9/16/94	L	16-18, 12-15, 3-15
9/5/95	L	6-15, 4-15, 9-15

BOSTON COLLEGE
Overall: 2-0

9/8/12	W	25-9, 25-11, 25-18
9/1/23	W	25-14, 25-16, 25-10

BOWLING GREEN
Overall: 2-2

10/15/88	W	15-3, 13-15, 15-9, 6-15, 15-13
9/3/93	L	15-8, 11-15, 15-5, 5-15, 13-15
8/31/96	W	15-10, 14-16, 15-2, 15-10
8/31/01	L	30-24, 26-30, 31-29, 21-30, 17-19
8/27/22	L	24-26, 16-25, 28-26, 22-25

BYU
Overall: 1-1

9/20/80	W	15-8, 13-15, 15-11
9/1/12	L	25-17, 20-25, 21-25, 17-25

BYU-HAWAII
Overall: 0-1

SERIES VS. OPPONENTS

9/12/85	L	15-8, 4-15, 8-15, 4-15

BUTLER
Overall: 2-1

9/12/86	W	8-15, 15-7, 7-15, 15-2, 15-2
9/12/92	W	15-12, 15-13, 15-7
8/31/13	L	25-22, 25-21, 25-18

CAL POLY
Overall: 0-1

9/26/80	L	13-15, 2-15

CAL STATE FULLERTON
Overall: 3-1

9/19/80	L	15-12, 2-15, 10-15
11/5/82	W	15-6, 15-12
8/30/02	W	30-25, 30-23, 30-19
9/12/03	W	30-26, 30-22, 30-24

CALIFORNIA
Overall: 3-0

11/6/82	W	15-4, 15-7
11/3/84	W	15-9, 6-15, 15-7, 15-7
9/8/01	W	30-24, 30-28, 30-23

UC IRVINE
Overall: 0-2

9/27/80	L	15-6, 12-15, 12-15
9/16/88	L	15-17, 3-15, 10-15

UCLA
Overall: 1-0

9/5/24	W	25-15, 26-24, 27-25

UC SAN DIEGO
Overall: 1-0

9/21/80	W	15-9, 15-5, 12-15, 15-12

UC SANTA BARBARA
Overall: 0-2

10/27/83	L	3-15, 13-15, 12-15
9/11/87	L	5-15, 4-15

CAMPBELL
Overall: 1-0

9/19/15	W	25-19, 25-15, 25-15

CARSON-NEWMAN
Overall: 8-3

1973	W	(scores n/a)
1973	W	15-1, 15-13
1974	W	15-9, 15-12
1974	W	15-7, 8-15, 15-7
1974	L	8-15, 15-8, 8-15
1975	W	15-2, 8-12, 15-9
1975	W	15-7, 15-5, 15-9
1975	W	15-7, 5-15, 16-14
10/1/76	L	13-15, 12-15
10/15/76	W	10-15, 15-6, 15-5, 15-11
11/6/76	L	7-15, 17-19

CATAWBA
Overall: 1-0

10/20/73	W	15-3, 15-11

CENTENARY
Overall: 1-0

8/26/06	W	30-16, 30-15, 30-25

CENTRAL ARKANSAS
Overall: 1-0

10/20/78	W	17-15, 15-5

CENTRAL FLORIDA
Overall: 1-1

10/13/79	L	4-15, 12-15
10/10/80	W	15-13, 15-6

CENTRAL MICHIGAN
Overall: 2-1

9/27/86	L	9-15, 12-15, 11-15
11/10/89	W	15-7, 15-7, 15-10
9/10/05	W	30-23, 30-20, 30-18

CHAMINADE
Overall: 0-1

9/14/85	L	7-15, 10-15, 15-13, 11-15

COLLEGE OF CHARLESTON
Overall: 5-0

10/5/79	W	12-15, 15-11, 15-11
10/3/80	W	15-9, 6-15, 15-11
10/3/81	W	15-9, 15-13
9/10/05	W	30-26, 30-21, 30-19
9/12/15	W	27-25, 25-18, 13-25, 25-20

CHARLOTTE
Overall: 1-0

9/7/13	W	25-17, 25-12, 25-20

CHATTANOOGA
Overall: 17-3-1

1974	W	(scores n/a)
1974	L	(scores n/a)
1974	L	3-15, 15-8, 13-15
10/2/76	T	9-15, 15-11
10/21/76	L	8-15, 6-15
1977	W	8-15, 15-1, 15-13
10/18/78	W	15-7, 15-2
10/30/78	W	15-11, 15-11
9/28/79	W	15-5, 15-11
10/8/79	W	15-3, 15-8, 15-11
11/10/79	W	15-2, 15-13
11/14/80	W	15-2, 15-4
9/28/83	W	15-1, 15-0, 15-1
9/3/88	W	15-4, 15-1, 13-15, 15-3
8/31/90	W	15-4, 15-6, 15-8
9/6/91	W	15-3, 15-3, 15-3
8/31/97	W	15-3, 15-13, 15-2
8/29/08	W	25-13, 25-14, 25-18
8/28/10	W	25-20, 25-11, 25-13
9/5/13	W	25-11, 25-22, 25-21
8/25/18	W	25-17, 25-12, 25-15

CHICAGO STATE
Overall: 2-0

1977	W	15-11, 15-9
9/14/23	W	25-13, 25-14, 25-13

CINCINNATI
Overall: 7-4

1973	W	7-15, 16-14, 17-15
1977	L	6-15, 11-15
10/7/78	L	4-15, 5-15
10/22/83	W	15-6, 15-12, 15-9
9/28/84	W	15-0, 14-16, 15-6, 15-5
9/27/85	W	14-16, 15-8, 14-16, 15-4, 15-4
11/25/00	L	15-5, 15-9, 5-15, 3-15, 5-15
8/25/12	W	25-12, 23-25, 25-19, 25-14
8/30/13	W	25-21, 25-22, 25-19
8/26/16	W	25-16, 25-23, 22-25, 25-23
9/6/19	L	18-25, 19-25, 23-25

CLEMSON
Overall: 4-2

11/21/80	L	5-15, 15-9, 10-15
10/10/81	W	15-7, 16-14
11/14/81	W	15-7, 15-13, 15-8
9/22/87	W	17-15, 12-15, 15-13, 15-11
10/8/88	W	15-4, 13-15, 15-9, 15-3
12/5/08	L	19-25, 25-19, 19-25, 25-23, 12-15

CLEVELAND STATE
Overall: 2-2

1974	L	9-15, 11-15
9/5/98	W	15-13, 15-8, 12-15, 9-15, 15-8
8/30/14	W	15-25, 25-21, 25-21, 25-16
9/2/16	L	27-29, 26-28, 25-21, 25-22, 18-16

COASTAL CAROLINA
Overall: 3-1

9/21/13	W	25-15, 25-23, 19-25, 25-16
9/13/14	L	25-18, 17-25, 25-20, 25-18
9/14/24	W	24-26, 25-18, 25-18, 25-18
9/15/24	W	25-16, 25-18, 25-17

COLGATE
Overall: 0-1

9/3/22	L	21-25, 25-15, 16-25, 18-25

COLORADO
Overall: 0-4

10/29/88	L	5-15, 15-17, 15-12, 10-15
9/23/89	L	8-15, 8-15, 3-15
11/29/90	L	5-15, 10-15, 5-15
9/2/93	L	5-15, 8-15, 5-15

COLORADO STATE
Overall: 3-2

11/3/83	W	10-15, 15-3, 9-15, 15-4, 15-9
9/8/90	L	2-15, 7-15, 0-15
9/12/09	L	24-26, 26-28, 25-23, 13-25
8/31/12	W	25-22, 23-25, 27-25, 22-25, 15-11
11/30/18	W	26-28, 20-25, 25-18, 25-21, 15-12

COPPIN STATE
Overall: 1-0

8/29/15	W	25-15, 25-17, 25-14

COVENANT
Overall: 1-0

9/28/79	W	15-7, 15-1

CREIGHTON
Overall: 1-1

9/7/96	W	15-7, 15-5, 15-7
9/7/07	L	25-30, 24-30, 22-30

DAYTON
Overall: 2-3

1974	L	8-15, 9-15
9/6/97	L	15-9, 10-15, 9-15, 10-15
9/14/08	W	18-25, 25-23, 22-25, 25-21, 15-13
9/3/11	W	25-17, 25-23, 14-25, 23-25, 15-12
9/14/18	L	12-25, 25-20, 23-25, 25-15, 13-15

DELAWARE STATE
Overall: 2-0

8/28/15	W	25-12, 25-14, 25-10
9/13/25	W	25-19, 25-10, 25-17

DENVER
Overall: 1-1

9/1/00	W	15-8, 15-4, 15-3
9/6/08	L	22-25, 16-25, 18-25

DEPAUL
Overall: 1-1

1977	L	13-15, 17-15, 3-15
9/20/03	W	30-25, 30-28, 30-24

DUKE
Overall: 11-10

1977	L	10-15, 13-15, 1-15
10/5/79	L	15-5, 11-15, 11-15
10/20/79	W	15-4, 7-15, 15-8, 8-15, 15-11
10/23/81	W	15-12, 15-4, 15-10
10/30/82	W	15-6, 15-8, 15-4
10/1/83	W	15-4, 15-12, 15-5
10/26/84	W	16-14, 9-15, 15-8, 4-15, 15-4
10/5/85	L	9-15, 6-15, 14-16
11/7/86	L	7-15, 4-15, 15-12, 4-15
10/8/88	W	15-8, 15-12, 15-11
9/16/89	L	7-15, 15-8, 13-15, 6-15
9/22/90	L	15-11, 11-15, 14-16, 5-15
9/14/91	L	7-15, 9-15, 13-15
9/26/92	L	5-15, 13-15, 3-15
9/17/93	W	15-10, 15-8, 16-14
9/8/94	L	2-15, 12-15, 14-16
9/8/95	W	15-6, 15-6, 15-10
9/4/04	W	30-27, 31-29, 30-28
12/1/06	L	22-30, 30-26, 25-30, 27-30
12/4/09	W	25-18, 25-23, 17-25, 25-12
12/1/11	W	25-15, 23-25, 25-19, 25-16

EAST CAROLINA
Overall: 2-0

10/3/80	W	15-8, 15-7
9/14/02	W	30-22, 30-21, 30-22

EAST TENNESSEE STATE
Overall: 30-7

1973	W	(scores n/a)
1973	W	15-1, 15-13
1973	W	15-3, 15-3
1973	W	12-8, 11-15, 14-11
1973	W	15-8, 15-2
1974	L	11-15, 15-11, 12-15
1975	W	15-9, 15-4
1975	L	15-5, 11-14, 10-12
1975	L	10-15, 15-4, 14-16
10/25/76	W	15-12, 15-5
1977	W	15-9, 15-6
1977	L	10-15, 15-10, 14-16
10/11/78	W	15-8, 15-9
11/10/78	L	12-15, 15-8, 13-15
10/16/79	W	15-2, 15-2, 7-15, 15-13
11/10/79	W	15-5, 15-6
10/21/80	W	15-9, 18-16, 15-10
11/15/80	W	15-11, 15-9
9/15/81	W	16-14, 15-13, 16-14
11/3/81	W	15-5, 15-9, 15-2
11/2/82	W	15-0, 15-9, 15-3
9/6/86	W	15-1, 15-4, 15-10
9/30/91	W	12-15, 15-5, 15-2, 15-10
9/15/93	W	14-16, 15-12, 15-7, 15-3
10/11/94	W	12-15, 15-7, 15-8, 15-8
9/26/95	W	15-4, 15-10, 15-5
11/5/96	W	15-1, 15-11, 15-7
8/30/97	W	15-10, 15-11, 14-16, 15-11
10/13/98	W	15-8, 15-3, 15-7
10/19/99	W	15-3, 15-11, 15-7
11/12/02	W	30-17, 30-22, 30-28
9/13/03	W	30-16, 30-25, 30-21
10/14/08	W	25-14, 25-16, 25-20
9/14/13	L	31-29, 25-21, 21-25, 27-25
9/4/18	L	25-21, 15-25, 25-20, 19-25, 12-15
9/20/19	W	25-23, 25-12, 25-13
8/28/21	W	25-12, 25-16, 25-14

SERIES VS. OPPONENTS

EASTERN KENTUCKY
Overall: 28-8-1

1973	L	7-15, 16-18
1973	W	15-7, 15-7
1974	W	9-15, 15-9, 15-12
1974	L	15-7, 8-14, 10-15
10/10/75	L	16-14, 10-15, 5-15, 11-15, 9-15
10/5/76	L	5-15, 12-15, 15-13, 9-15
1977	T	15-11, 9-15
10/24/78	W	15-4, 8-15, 15-10, 16-14
10/30/78	W	10-15, 15-5, 15-6
10/31/79	W	15-6, 15-3, 15-13
11/22/80	W	15-3, 15-4, 15-5
10/20/81	W	15-5, 15-13, 6-15, 14-16, 15-13
11/8/81	W	15-10, 14-16, 15-11, 15-5
11/13/81	W	12-15, 4-15, 15-12, 15-12,16-14
11/14/81	L	13-15, 15-12, 13-15, 10-15
9/28/82	W	15-11, 12-15, 15-1, 15-8
11/13/82	W	15-3, 15-11, 15-10
11/30/82	W	15-10, 12-15, 15-11, 15-9
11/30/83	W	15-7, 15-12, 15-11
10/3/84	W	15-10, 15-4, 15-2
11/30/84	W	15-2, 15-6, 15-9
9/24/85	L	5-15, 1-15, 15-12, 10-15
11/6/85	L	12-15, 15-12, 12-15, 12-15
10/7/86	W	15-5, 15-5, 1-15, 15-11
11/11/86	W	16-14, 15-6, 12-15, 13-15, 15-5
10/3/87	W	15-12, 15-9, 15-8
11/8/88	W	15-11, 15-5, 15-1
10/18/89	W	15-13, 15-12, 10-15, 12-15, 15-7
10/26/90	W	15-9, 15-6, 15-6
11/5/91	W	15-4, 15-11, 15-9
9/12/92	W	15-10, 15-6, 15-7
10/24/95	L	10-15, 16-14, 15-13, 13-15,12-15
10/8/96	W	15-7, 15-10, 11-15, 15-9
10/21/97	W	15-7, 15-4, 15-10
9/29/98	W	15-5, 15-3, 15-8
12/3/04	W	30-24, 30-16, 30-22
9/5/15	W	25-18, 25-23, 25-16

EASTERN MICHIGAN
Overall: 4-1

9/18/87	W	15-13, 15-10, 15-13
10/14/88	L	2-15, 7-15, 15-8, 15-5, 7-15
11/30/90	W	6-15, 15-10, 15-11, 15-9
9/17/99	W	15-3, 15-8, 15-5
9/2/16	W	25-20, 25-22, 19-25, 30-28

ELON
Overall: 1-0

1973	W	15-8, 14-11
9/2/22	W	23-25, 26-24, 25-22, 25-9

EVANSVILLE
Overall: 4-0

9/9/14	W	25-20, 21-25, 25-22, 25-21
9/8/15	W	22-25, 25-22, 25-22, 25-15
9/15/18	W	25-14, 25-15, 25-18
9/15/23	W	25-18, 25-13, 25-23

FLAGLER
Overall: 1-1

10/13/78	L	15-11, 10-15, 8-15
10/10/80	W	15-5, 15-4

FLORIDA
Overall: 16-57-1

10/13/78	W	15-11, 15-11
10/28/78	T	15-8, 13-15
10/13/84	W	13-15, 9-15, 15-5, 15-1, 15-11
10/11/85	L	10-15, 15-7, 9-15, 8-15
10/17/86	L	12-15, 11-15, 13-15
11/21/86	L	15-9, 11-15, 15-10, 14-16, 9-15
10/8/87	L	8-15, 13-15, 15-12, 15-10, 5-15
11/5/88	W	9-15, 15-5, 15-13, 8-15, 15-9
11/25/88	W	15-10, 16-14, 15-13
9/29/89	W	4-15, 15-2, 15-13, 15-10
11/8/90	W	6-15, 15-13, 15-6, 15-7
10/25/91	L	7-15, 8-15, 4-15
11/10/91	L	9-15, 6-15, 7-15
10/18/92	L	6-15, 5-15, 13-15
10/8/93	L	13-15, 15-11, 13-15, 4-15
10/16/94	L	3-15, 7-15, 5-15
11/4/94	L	1-15, 5-15, 9-15
10/20/95	L	1-15, 6-15, 7-15
11/5/95	L	11-15, 0-15, 4-15
10/11/96	L	15-13, 4-15, 11-15, 9-15
11/17/96	L	10-15, 15-12, 8-15, 9-15
10/24/97	L	2-15, 4-15, 10-15
11/9/97	L	3-15, 3-15, 9-15
10/11/98	L	0-15, 7-15, 7-15
11/12/98	L	16-14, 4-15, 5-15, 5-15
10/24/99	L	2-15, 4-15, 7-15
11/4/99	L	4-15, 2-15, 5-15
11/20/99	L	10-15, 5-15, 2-15
10/15/00	L	7-15, 10-15, 12-15
10/27/00	L	7-15, 10-15, 12-15
11/18/00	L	7-15, 8-15, 7-15
9/30/01	L	30-24, 31-29, 30-21
11/9/01	L	16-30, 20-30, 28-30
10/4/02	L	22-30, 24-30, 24-30
11/3/02	L	15-30, 15-30, 18-30
10/5/03	L	15-30, 30-32, 12-30
10/31/03	L	24-30, 25-30, 24-30
11/22/03	L	23-30, 24-30, 23-30
10/22/04	L	30-26, 32-34, 19-30, 21-30
11/14/04	W	30-21, 23-30, 25-30, 31-29, 15-12
11/21/04	W	18-30, 30-27, 30-27, 17-30, 15-5
10/7/05	L	22-30, 22-30, 24-30
10/30/05	W	30-22, 32-30, 19-30, 37-39, 15-12
10/1/06	L	22-30, 16-30, 20-30
11/17/06	L	15-30, 28-30, 31-29, 28-30
9/7/07	L	27-30, 18-30, 18-30
11/9/07	L	20-30, 17-30, 27-30
10/12/08	L	22-25, 12-25, 22-25
11/14/08	L	23-25, 18-25, 23-25
10/4/09	L	20-25, 19-25, 21-25
11/20/09	W	22-25, 25-23, 25-15, 25-22
9/19/10	L	28-26, 25-23, 19-25, 25-17
10/20/10	L	25-20, 25-23, 25-20
9/25/11	W	25-21, 20-25, 25-21, 19-25, 18-16
10/28/11	W	25-15, 17-25, 25-23, 25-21
11/4/12	W	17-25, 25-21, 27-29, 25-23 19-17
10/27/13	L	25-13, 25-21, 25-15
11/20/13	L	25-18, 25-21, 25-17
11/2/14	L	25-9, 25-13, 25-17
10/14/16	L	15-19, 25-11, 25-23
11/15/16	L	25-21, 25-23, 25-19
10/2/16	L	25-21, 19-25, 25-22, 25-20
9/29/17	L	17-25, 18-25, 19-25
11/5/17	L	23-25, 19-25, 20-25
11/21/18	W	25-22, 25-16, 25-21
10/27/19	L	18-25, 20-25, 25-20, 17-25
2/25/21	L	20-25, 18-25, 21-25
2/26/21	L	23-25, 27-29, 16-25
11/4/21	L	25-22, 17-25, 23-25, 16-25
10/5/22	L	24-26, 23-25, 25-16, 20-25
11/3/23	W	23-25, 25-14, 20-25, 25-23, 15-13
10/25/24	L	27-25, 23-25, 16-25, 20-25
10/15/25	L	25-19, 23-25, 15-25, 25-22, 13-15
11/23/25	W	27-25, 25-27, 25-22, 25-19

FLORIDA ATLANTIC
Overall: 1-0

9/4/98	W	15-0, 15-5, 16-14

FLORIDA A&M
Overall: 0-0

9/9/17	CANCELLED

FLA. INTERNATIONAL
Overall: 0-3-1

10/19/75	L	5-15, 8-15
11/1/75	T	15-12, 11-15
11/1/75	L	16-18, 5-15
10/31/76	L	14-16, 13-15

FLORIDA STATE
Overall: 7-10

10/19/75	L	11-15, 12-15
11/1/75	L	5-15, 11-15
10/30/76	L	14-16, 15-6, 14-16
10/31/76	L	8-15, 4-15
10/14/78	W	15-12, 15-8
9/17/80	W	4-15, 15-7, 15-10, 15-8
10/11/80	W	8-15, 15-3, 15-11
10/24/81	L	9-15, 11-15, 15-10, 12-15
10/30/81	L	10-15, 3-15
12/4/83	W	12-15, 12-15, 15-1, 15-10, 15-8
10/12/84	W	15-8, 15-7, 15-9
10/12/85	L	15-8, 11-15, 11-15, 14-16
10/18/86	W	15-10, 7-15, 4-15, 15-13, 15-10
10/25/86	L	15-13, 9-15, 14-16, 6-15
9/30/89	L	10-15, 14-16, 11-15
9/4/10	W	25-20, 25-23, 25-20
8/24/12	L	25-27, 15-25, 21-25

FORDHAM
Overall: 1-0

8/31/02	W	30-26, 30-12, 30-23

FREED-HARDEMAN
Overall: 2-0

10/2/76	W	15-1, 15-4
10/9/76	W	15-1, 15-3

FURMAN
Overall: 3-0

9/9/89	W	15-1, 15-9, 15-5
9/18/93	W	15-11, 15-8, 15-6
9/16/17	W	20-25, 25-10, 22-25, 25-23, 15-7

GARDNER-WEBB
Overall: 1-0

9/12/08	W	25-6, 25-11, 25-14

GEORGE MASON
Overall: 0-2

9/12/93	L	11-15, 8-15, 10-15
9/21/96	L	6-15, 15-10, 5-15, 11-15

GEORGE WASHINGTON
Overall: 7-2

10/21/83	W	15-3, 15-9, 15-9
9/29/84	W	15-10, 15-5, 15-12
9/28/85	W	7-15, 15-5, 15-4, 15-5
9/27/86	L	12-15, 6-15, 15-10, 8-15
9/11/93	W	15-13, 15-5, 13-15, 17-15
9/8/95	L	4-15, 10-15, 14-16
9/7/12	W	25-20, 25-22, 25-18
9/17/16	W	25-22, 25-17, 27-25
8/26/17	W	25-20, 25-9, 25-22

GEORGE WILLIAMS
Overall: 1-0

11/9/80	W	15-7, 15-8, 16-14

GEORGIA
Overall: 53-31

10/25/75	W	15-8, 15-7
10/21/76	W	15-9, 15-7
11/6/76	W	15-9, 15-7
11/7/76	W	15-5, 15-12
10/6/79	W	13-15, 15-3, 15-4
10/27/79	W	15-14, 15-9, 15-3
10/29/80	W	15-7, 15-6, 15-7
10/30/80	W	15-8, 15-3
10/31/80	W	15-2, 6-15, 15-5
10/11/81	L	15-5, 15-6, 10-15, 7-15, 9-15
11/12/82	W	15-9, 15-10, 15-5
10/18/83	W	15-7, 15-3, 12-15, 15-5
10/27/84	W	15-9, 15-4, 15-9
11/15/85	L	2-15, 6-15, 3-15
11/14/86	L	9-15, 15-11, 12-15, 15-13, 13-15
11/13/87	W	3-15, 15-13, 15-12, 15-11
11/20/87	W	1-15, 15-10, 15-9, 18-16
10/5/88	W	15-6, 15-7, 11-15, 15-10
10/6/89	L	8-15, 11-15, 1-15
11/11/90	W	16-14, 15-9, 10-15, 6-15, 15-11
11/23/90	L	8-15, 11-15, 12-15
11/3/91	L	10-15, 16-14, 4-15, 9-15
11/15/91	L	12-15, 6-15, 7-15
11/13/92	L	7-15, 15-6, 11-15, 12-15
11/27/92	L	5-15, 10-15, 9-15
10/22/93	L	8-15, 9-15, 3-15
10/22/93	L	5-15, 5-15, 16-18
12/5/93	L	3-15, 10-15, 15-5, 11-15
9/28/94	L	11-15, 7-15, 9-15
11/2/94	L	7-15, 15-17, 8-15
10/15/95	L	5-15, 6-15, 8-15
10/27/95	L	4-15, 5-15, 12-15
10/5/96	W	15-13, 15-12, 16-18, 15-11
11/1/96	W	13-15, 15-11, 15-6, 8-15, 16-14
10/19/97	L	8-15, 5-15, 13-15
10/31/97	L	9-15, 7-15, 15-12, 2-15
10/16/98	W	15-3, 15-12, 13-15, 15-5
11/8/98	L	15-11, 13-15, 6-15, 10-15
9/24/99	W	15-13, 15-9, 8-15, 15-11
11/14/99	W	15-10, 15-3, 12-15, 12-15,15-12
10/13/00	W	15-13, 15-11, 15-3
10/29/00	W	10-15, 15-10, 15-13, 15-7
9/28/01	W	30-19, 30-23, 30-23
11/11/01	L	30-22, 28-30, 27-30, 30-26, 12-15
10/6/02	W	30-25, 20-30, 30-25, 21-30, 15-11
11/1/02	L	18-30, 29-31, 30-32
10/3/03	L	22-30, 23-30, 34-32, 30-25, 12-15
11/2/03	W	30-24, 30-22, 30-28
11/21/03	W	25-30, 30-20, 30-26, 29-31, 16-14
10/24/04	W	30-19, 30-24, 30-24
11/12/04	W	30-20, 35-33, 30-18
10/9/05	W	30-25, 30-28, 30-23
10/28/05	W	30-25, 30-20, 30-26
10/8/06	W	30-21, 30-27, 30-23
11/10/06	W	30-23, 30-26, 30-25
9/23/07	L	30-25, 23-30, 30-28, 26-30, 12-15
10/26/07	W	30-24, 30-25, 30-27
9/28/08	W	25-19, 25-19, 25-19
10/31/08	W	25-15, 25-12, 25-16
10/9/09	W	25-11, 25-15, 25-17
11/15/09	W	24-26, 25-17, 25-18, 19-25, 15-10
9/24/10	L	25-17, 25-23, 19-25, 25-27, 15-10
10/31/10	W	25-20, 25-19, 25-13
9/16/11	W	25-19, 25-20, 25-21
10/23/11	W	25-15, 25-23, 26-28, 25-21
10/7/12	W	24-26, 16-25, 25-22, 25-21, 16-14
10/4/13	L	25-21, 25-16, 25-23
11/3/13	L	25-20, 15-25, 25-15, 25-19
10/19/14	L	25-17, 25-17, 25-21
9/27/15	W	25-15, 25-18, 25-21
11/27/15	W	25-21, 25-20, 25-21
9/25/16	W	25-14, 25-21, 25-,21
10/11/17	W	15-25, 25-22, 17-25, 27-25, 15-5
11/19/17	L	26-24, 20-25, 18-25
10/28/18	W	19-25, 21-25, 25-19, 25-22, 15-11
10/4/19	L	16-25, 25-14, 25-27, 17-25
11/3/19	L	24-26, 23-25, 25-20, 21-25
10/28/20	W	25-16, 25-19, 24-26, 25-15
10/29/20	L	25-23, 23-25, 18-25, 25-15, 13-15
10/15/21	W	22-25, 25-22, 25-17, 25-18
11/11/22	W	25-15, 21-25, 15-25, 25-23, 15-13
11/10/23	W	22-25, 25-13, 25-23, 25-19
11/1/24	W	25-9, 25-19, 15-25, 25-23
11/15/24	L	25-21, 20-25, 26-24, 23-25, 13-15
9/24/25	W	25-19, 26-24, 25-20

SERIES VS. OPPONENTS

GEORGIA COLLEGE
Overall: 1-0

1973	W	15-2, 14-16, 15-7

GEORGIA SOUTHERN
Overall: 1-0

9/21/19	W	25-15, 25-18, 25-13

GEORGIA STATE
Overall: 3-0

10/26/99	W	15-9, 15-10, 15-8
10/9/01	W	30-27, 30-19, 30-20
9/7/02	W	30-23, 30-16, 30-25

GEORGIA TECH
Overall: 3-2

9/13/91	W	15-13, 15-4, 11-15, 10-15, 15-10
10/20/93	W	12-15, 15-11, 3-15, 15-10, 15-11
9/20/13	L	25-18, 25-21, 25-22
12/5/24	L	18-25, 25-13, 30-32, 28-26, 12-15
9/9/25	W	25-23, 25-23, 23-25, 25-13

GONZAGA
Overall: 1-0

9/6/03	W	30-26, 30-24, 30-21

HAMPTON
Overall: 1-0

9/18/15	W	25-11, 25-15, 25-12

HAWAII
Overall: 0-5

11/6/82	L	7-15, 17-15, 5-15
12/10/83	L	6-15, 7-15, 4-15
10/10/84	L	7-15, 9-15, 3-15
9/17/85	L	1-15, 1-15, 4-15
9/9/99	L	17-19, 0-15, 1-15

HAWAII PACIFIC
Overall: 0-1

9/13/85	L	15-3, 12-15, 13-15, 8-15

HAWAII-HILO
Overall: 1-0

9/11/85	W	15-12, 10-15, 15-3, 15-9

HIGH POINT
Overall: 2-0

10/5/79	W	15-6, 15-5
12/1/23	W	25-20, 25-19, 25-15

HOFSTRA
Overall: 3-0

9/11/87	W	15-13, 15-7
11/30/90	W	15-12, 16-14, 9-15, 16-14
9/6/96	W	15-5, 15-10, 15-9

HOUSTON
Overall: 5-7

1973	L	10-15, 10-15
11/4/83	W	15-3, 15-6, 15-9
11/18/89	L	14-16, 3-15, 3-15
9/14/90	L	10-15, 12-15, 6-15
11/29/90	L	15-5, 13-15, 15-11, 5-15, 11-15
10/28/94	L	4-15, 12-15, 4-15
9/12/98	L	7-15, 10-15, 9-15
9/8/00	W	6-15, 15-13, 15-11, 13-15,17-15
8/30/08	W	25-12, 25-19, 20-25, 19-25, 15-10
9/4/10	W	25-13, 25-17, 25-22
9/3/11	L	25-19, 22-25, 23-25, 25-20, 8-15
9/13/19	W	23-25, 25-22, 24-26, 25-15, 15-8

ILLINOIS
Overall: 2-6

10/10/75	L	16-14, 1-15, 8-15, 12-15
11/8/80	W	9-15, 15-13, 18-16, 15-7
10/8/83	W	15-6, 15-8, 15-12
9/25/87	L	0-15, 7-15, 4-15
9/12/08	L	25-22, 21-25, 22-25, 25-21, 11-15
9/2/11	L	29-31, 23-25, 25-23, 19-25
8/30/19	L	26-24, 25-23, 22-25, 17-25, 21-23
9/1/19	L	22-25, 18-25, 25-21, 25-20, 8-15

ILLINOIS STATE
Overall: 1-2

11/6/81	W	15-3, 15-13
9/24/88	L	6-15, 8-15, 7-15
9/2/89	L	12-15, 8-15, 15-12, 5-15

ILLINOIS-CHICAGO
Overall: 2-0

1973	W	15-11, 16-14
9/3/99	W	15-11, 15-5, 15-13

INDIANA
Overall: 4-3

1977	W	15-8, 13-15
9/21/91	W	10-15, 15-12, 15-7, 11-15, 15-8
9/20/96	L	15-6, 9-15, 10-15, 12-15
9/5/97	L	12-15, 3-15, 13-15
9/1/01	W	30-26, 30-22, 30-24
9/1/07	W	30-20, 30-22, 30-26
12/4/10	L	18-25, 25-21, 20-25, 27-25, 15-13

INDIANA STATE
Overall: 1-0

1977	W	15-3, 15-2

IONA
Overall: 1-0

8/31/02	W	30-19, 30-15, 30-21

IOWA
Overall: 1-2

9/13/96	L	7-15, 11-15, 11-15
9/21/97	W	15-12, 15-8, 7-15, 15-9
9/5/08	L	18-25, 25-27, 25-22, 22-25

IOWA STATE
Overall: 1-2

9/2/89	L	4-15, 12-15, 13-15
8/25/12	W	20-25, 26-24, 19-25, 25-20, 15-4
9/5/14	L	25-14, 25-17, 25-16

IU INDY (FORMERLY IUPUI)
Overall: 1-0

9/19/03	W	25-30, 30-21, 30-18, 30-24

JACKSONVILLE
Overall: 3-0

10/24/81	W	15-10, 12-15, 15-7, 10-15, 15-5
10/9/98	W	15-12, 12-15, 15-1, 15-5
9/12/15	W	17-25, 25-20, 25-19, 25-16

JACKSONVILLE STATE
Overall: 2-1

9/9/00	W	15-7, 15-7, 15-10
12/2/05	W	30-23, 30-13, 30-28
9/21/13	L	21-25, 22-25, 25-22, 25-21, 15-11
9/17/21	W	25-23, 25-21, 25-17

JAMES MADISON
Overall: 3-1

1973	W	15-6, 15-13
9/18/93	W	15-6, 15-1, 15-12
9/4/99	L	10-15, 7-15, 10-15
9/17/16	W	25-18, 25-19, 25-13

KANSAS
Overall: 2-1

10/17/81	W	10-15, 15-3, 15-8
9/14/96	W	15-10, 14-16, 15-13, 16-14
9/18/99	L	14-16, 15-2, 10-15, 15-12, 7-15

KANSAS STATE
Overall: 1-0

10/16/81	W	15-7, 15-5

KELLOGG
Overall: 0-1

11/7/80	L	7-15, 8-15, 5-15

KENNESAW STATE
Overall: 2-0

9/12/14	W	22-25, 25-21, 25-23, 25-19
9/10/17		CANCELLED
9/19/25	W	25-22, 25-14, 25-18

KENT STATE
Overall: 1-0

9/3/16	W	25-22, 23-25, 25-13, 25-14

KENTUCKY
Overall: 31-59

1973	W	15-8, 15-5
10/6/78	L	8-15, 11-15
11/4/78	L	9-15, 15-12, 11-15
10/6/79	L	12-15, 4-15
10/26/79	L	10-15, 12-15
10/27/79	L	10-15, 8-15, 15-6, 7-15
10/4/80	W	15-8, 10-15, 15-8
10/31/80	L	12-15, 15-10, 10-15
11/22/80	W	15-2, 15-3
11/22/80	L	9-15, 0-15, 15-7, 6-15
10/27/81	L	9-15, 6-15, 9-15
11/10/82	W	15-4, 15-11, 16-14
11/20/82	W	10-15, 15-12, 15-8, 15-12
10/25/83	L	4-15, 15-10, 7-15, 15-8, 11-15
11/20/83	L	8-15, 13-15, 15-4, 12-15
9/26/84	L	7-15, 12-15, 15-10, 14-16
11/18/84	W	10-15, 15-5, 15-6, 15-13
9/25/85	W	15-9, 7-15, 15-1, 12-15, 15-10
11/22/85	L	7-15, 8-15, 4-15
9/26/86	L	15-13, 9-15, 12-15, 11-15
10/2/87	L	8-15, 8-15, 9-15
11/11/87	L	4-15, 3-15, 13-15
11/21/87	L	8-15, 16-18, 5-15
10/7/88	L	7-15, 15-13, 8-15, 14-16
11/26/88	L	9-15, 12-15, 8-15
11/17/89	L	15-3, 7-15, 12-15, 13-15
10/3/90	L	3-15, 15-8, 8-15, 3-15
10/2/91	L	16-14, 8-15, 10-15, 9-15
11/23/91	L	10-15, 11-15, 13-15
10/7/92	L	7-15, 7-15, 4-15
10/31/92	W	14-16, 15-6, 15-12, 15-10
10/1/93	L	14-16, 7-15, 12-15
11/22/93	L	5-15, 15-13, 8-15, 15-11, 10-15
9/30/94	L	12-15, 15-10, 13-15, 15-11,12-15
11/11/94	L	2-15, 6-15, 3-15
11/10/95	L	10-15, 13-15, 8-15
11/12/95	L	16-14, 7-15, 11-15, 9-15
11/7/96	W	17-15, 15-17, 15-12, 15-13
11/9/96	L	12-15, 15-13, 5-15, 8-15
11/14/97	L	7-15, 13-15, 15-10, 15-17
11/16/97	W	11-15, 15-11, 15-6, 16-14
10/30/98	W	15-6, 15-9, 15-5
11/1/98	W	16-14, 12-15, 16-14, 15-8
10/29/99	L	15-0, 13-15, 7-15, 15-8, 12-15
10/31/99	W	15-6, 15-7, 15-13
11/10/00	W	15-13, 15-5, 10-15, 15-11
11/12/00	L	17-15, 13-15, 5-15, 11-15
11/2/01	W	23-30, 30-21, 30-22, 30-23
11/4/01	W	30-28, 30-28, 30-19
10/11/02	W	30-23, 30-14, 21-30, 30-26
11/10/02	W	30-20, 30-32, 32-30, 26-30, 17-15
10/12/03	W	30-24, 30-26, 24-30, 30-28
11/7/03	L	28-30, 30-23, 28-30, 26-30
10/3/04	W	30-13, 30-19, 30-18
10/29/04	W	30-25, 30-24, 31-29
10/21/05	W	30-23, 36-34, 30-25
11/6/05	W	31-29, 31-29, 30-28
10/11/06	L	22-30, 30-19, 28-30, 30-14, 12-15
11/1/06	L	30-22, 27-30, 32-34, 25-30
9/26/07	L	28-30, 28-30, 30-22, 24-30
11/14/07	L	30-28, 30-32, 19-30, 26-30
10/1/08	L	19-25, 25-20, 17-25, 19-25
11/28/08	W	21-25, 26-24, 22-25, 25-21, 16-14
10/21/09	W	25-23, 23-25, 25-23, 25-22
11/25/09	W	25-16, 25-14, 24-26, 17-25, 16-14
9/29/10	W	25-22, 25-15, 25-22
11/24/10	W	25-22, 25-17, 25-21
10/12/11	L	24-26, 26-24, 20-25, 26-24, 13-15
11/23/11	W	28-30, 25-20, 30-28, 25-18
9/26/12	L	25-16, 25-21, 25-20
10/26/12	L	21-25, 27-29, 25-14, 25-22 15-5
10/6/13	L	25-14, 25-16, 25-23
10/10/14	L	25-19, 25-20, 25-13
10/29/14	L	25-19, 25-17, 25-18
11/8/15	L	25-20, 25-22, 25-13
10/9/16	L	25-16, 25-18, 25-16
11/23/16	W	18-25, 25-19, 25-17, 25-17
10/22/17	L	21-25, 18-25, 28-30
9/23/18	L	17-25, 25-20, 22-25, 23-25
10/10/18	L	10-25, 16-25, 25-19, 12-25
10/16/19	L	23-25, 17-25, 28-30
10/16/20	L	15-25, 16-25, 15-25
10/17/20	L	26-24, 23-25, 22-25, 13-25
10/27/21	L	17-25, 19-25, 19-25
11/16/22	L	18-25, 25-21, 19-25, 24-26
9/24/23	W	25-23, 25-18, 25-18
10/15/23	L	20-25, 24-26, 25-27
10/16/24	L	21-25, 25-14, 22-25, 21-25
11/9/25	L	25-22, 23-25, 18-25, 18-25
11/24/25	L	25-20, 22-25, 15-25, 23-25

KNOXVILLE VB CLUB
Overall: 2-0

1973	W	(scores n/a)
1973	W	4-16, 15-8, 15-11

LAKE CITY
Overall: 1-0

10/12/79	W	15-4, 15-9

LAMAR
Overall: 2-0

10/28/83	W	15-17, 15-11, 15-2, 15-6
9/11/98	W	15-4, 8-15, 7-15, 15-4, 15-12

LAMBUTH
Overall: 2-0-1

10/24/75	T	15-9, 9-13
10/1/76	W	15-2, 15-0
10/8/76	W	15-5, 15-2

SERIES VS. OPPONENTS

LEHIGH
Overall: 2-0

9/18/99	W	15-1, 15-7, 15-4
9/9/06	W	30-27, 30-15, 30-11

LIPSCOMB
Overall: 3-0

9/14/04	W	30-14, 30-18, 30-18
8/27/05	W	30-11, 30-12, 30-23
8/30/09	W	26-24, 25-22, 25-23

LIU
Overall: 1-0

9/6/24	W	25-11, 25-10, 25-14

LONG BEACH STATE
Overall: 0-2

1973	L	6-15, 8-15
9/8/87	L	11-15, 5-15, 13-15

LOUISIANA MONROE (ULM)
Overall: 1-0

8/27/16	W	25-21, 25-12, 25-16

LSU
Overall: 34-39

1977	L	11-15, 4-15
1977	L	13-15, 15-17
10/26/79	W	15-6, 15-9
10/29/81	L	15-13, 2-15, 2-15, 12-15
10/31/81	L	11-15, 4-15
11/24/81	W	15-13, 15-4, 15-6
10/17/82	L	by forfeit
11/21/82	W	15-12, 15-10, 15-7
10/1/83	W	15-4, 15-2, 15-17, 15-3
10/8/83	L	9-15, 13-15, 7-15
11/19/83	W	7-15, 15-13, 11-15, 15-11, 15-6
10/20/84	W	15-12, 15-17, 15-13, 15-11
11/17/84	W	15-7, 15-3, 16-14
10/24/85	L	15-5, 16-14, 7-15, 12-15, 3-15
11/2/85	L	15-2, 15-4, 4-15, 2-15, 10-15
11/1/86	L	12-15, 10-15, 9-15
10/30/87	L	7-15, 2-15, 4-15
11/17/88	L	7-15, 18-16, 15-11, 11-15,10-15
11/4/89	L	10-15, 8-15, 11-15
11/24/89	L	2-15, 9-15, 6-15
10/21/90	L	3-15, 9-15, 6-15
10/19/91	L	5-15, 15-11, 7-15, 15-6, 11-5
10/2/92	L	2-15, 13-15, 1-15
11/22/92	L	7-15, 7-15, 9-15
10/31/93	L	10-15, 8-15, 15-13, 15-7, 10-15
11/12/93	L	10-15, 9-15, 15-17
11/26/93	L	13-15, 15-17, 3-15
10/9/94	W	10-15, 15-12, 15-7, 15-11
10/8/95	L	2-15, 13-15, 15-8, 6-15
9/27/96	W	12-15, 9-15, 20-18, 15-8, 15-8
10/10/97	W	15-6, 15-10, 15-8
11/20/98	W	16-14, 15-10, 13-15, 15-8
10/8/99	W	15-6, 15-10, 15-12
10/8/00	W	15-3, 15-10, 11-15, 18-16
9/21/01	L	23-30, 24-30, 30-22, 16-30
9/27/02	L	19-30, 29-31, 21-30
11/17/02	W	30-25, 30-25, 30-18
10/26/03	L	33-35, 30-21, 28-30, 23-30
11/7/04	W	30-22, 30-12, 30-26
9/25/05	L	26-30, 24-30, 29-31
9/15/06	L	30-26, 37-35, 20-30, 22-30, 11-15
10/22/06	L	28-30, 26-30, 19-30
10/12/07	W	30-28, 24-30, 30-24, 29-31, 16-14
11/4/07	L	17-30, 22-30, 29-31
9/26/08	L	25-22, 18-25, 20-25, 23-25
11/2/08	W	25-22, 25-11, 25-23
9/18/09	L	29-31, 25-23, 25-22, 12-25, 11-15
10/10/10	L	25-23, 30-28, 23-25, 25-20
11/12/10	L	18-25, 25-23, 26-24, 25-21
9/30/11	W	25-17, 23-25, 25-21, 25-14
11/20/11	W	25-19, 25-18, 25-15
10/10/12	W	15-25, 26-24, 24-26, 25-21 15-7
11/18/12	W	25-20, 25-19, 25-21
11/17/13	L	13-25, 25-18, 24-26, 25-20, 15-13
10/12/14	L	25-19, 25-19, 25-16
11/14/14	L	25-14, 25-16, 21-25, 25-16
10/7/15	L	25-19, 16-25, 25-21, 26-24
10/30/15	W	25-17, 25-18, 26-24
11/20/16	W	25-15, 25-27, 26-24, 25-20
10/9/17	W	25-23, 25-19, 25-21
11/24/17	L	25-19, 25-21, 23-25, 22-25, 9-15
10/21/18	W	23-25, 25-19, 30-28, 25-15
10/11/19	L	26-24, 26-24, 22-25, 20-25, 11-15
3/24/21	W	22-25, 25-18, 25-23, 26-24
3/25/21 15-11	W	26-28, 25-23, 25-16, 18-25,
10/23/21 15-13	W	25-14, 23-25, 25-19, 22-25,
10/24/21	L	20-25, 20-25, 23-25
11/5/22	W	25-14, 25-22, 25-17
11/6/22	W	22-25, 25-14, 25-12, 25-22
10/8/23	W	25-15, 25-17, 25-13
11/17/23	W	25-18, 25-22, 25-18
11/8/24	W	25-22, 25-23, 25-18
10/3/25 15-8	W	20-25, 21-25, 25-23, 25-16,

LOUISVILLE
Overall: 14-8

11/3/79	W	9-15, 15-1, 10-15, 15-12, 15-3
10/23/82	L	16-14, 12-15, 11-15
10/23/82	W	15-10, 15-5, 15-12
10/23/83	W	15-4, 15-10, 11-15, 19-17
10/16/85	W	9-15, 10-15, 15-10, 15-8, 15-13
10/22/86	W	15-10, 12-15, 15-6, 15-4
10/14/87	W	15-9, 10-15, 15-10, 15-13
10/11/88	W	15-7, 15-6, 15-9
11/12/91	L	15-7, 15-12, 8-15, 11-15, 7-15
10/3/93	W	15-7, 11-15, 15-9, 15-11
10/22/94	L	10-15, 8-15, 5-15
10/31/95	L	8-15, 0-15, 7-15
9/18/01	L	30-26, 27-30, 30-20, 31-33, 11-15
9/22/04	W	28-30, 30-27, 30-26, 30-27
9/28/05	L	19-30, 30-27, 27-30, 30-23, 13-15
9/19/06	W	30-32, 30-28, 30-24, 31-29
10/16/07	L	25-30, 30-26, 18-30, 26-30
10/8/08	W	25-17, 25-18, 23-25, 25-23
9/30/09	W	23-25, 21-25, 25-17, 25-9,17-15
10/27/10	W	17-25, 25-23, 25-22, 28-26
11/2/11	W	25-23, 25-21, 25-19
9/1/24	L	14-25, 22-25, 20-25

LOYOLA (ILL.)
Overall: 3-0

11/23/84	W	15-3, 15-6, 15-1
8/26/22 15-7	W	22-25, 25-23, 28-26, 16-25,
9/8/23	W	25-22, 25-20, 23-25, 25-22

LOYOLA MARYLAND
Overall: 1-0

11/23/84	W	25-13, 25-10, 27-29, 25-21

LOYOLA MARYMOUNT
Overall: 2-1

9/26/87	L	10-15, 7-15, 18-16, 6-15
9/4/04	W	30-24, 30-19, 30-22
9/1/06	W	14-30, 31-29, 30-27, 30-25

MARIST
Overall: 1-0

8/26/23	W	25-15, 25-13, 25-12

MARQUETTE
Overall: 4-0

11/23/01	W	34-36, 30-20, 24-30, 30-22, 15-10
9/8/07	W	30-26, 25-30, 30-19, 30-22
8/30/08	W	25-14, 22-25, 25-22, 25-21
9/10/23	W	25-19, 25-22, 25-22

MARSHALL
Overall: 6-0

1973	W	15-7, 15-11
1973	W	15-8, 15-11
11/4/78	W	15-9, 12-15, 15-11
9/9/06	W	30-21, 30-28, 30-26
9/12/09	W	37-35, 25-16, 25-12
9/15/17	W	25-11, 25-11, 26-24

MARYLAND
Overall: 4-1

10/7/90	L	10-15, 15-17, 4-15
9/1/01	W	30-23, 30-27, 30-28
8/29/03	W	30-28, 15-30, 30-25, 30-17
8/27/11	W	20-25, 22-25, 29-27, 25-22, 15-5
8/8/12	W	25-19, 25-12, 36-34

MARYVILLE
Overall: 3-0

1975	W	15-7, 15-0, 15-1, 15-0
10/2/76	W	15-8, 15-6
9/15/82	W	15-7, 15-2, 15-5

MEMPHIS
Overall: 22-8

1973	W	15-2, 14-16, 15-5
1973	W	15-6, 9-15, 15-11
1973	W	15-3, 15-10
10/24/75	W	15-7, 15-8
10/25/75	W	15-12, 15-11
1975	W	15-8, 15-9
11/13/76	L	8-15, 14-12, 15-11
10/20/78	W	15-13, 15-13
10/28/78	L	13-15, 9-15
11/11/78	W	15-7, 15-7
10/13/79	W	15-7, 15-13
11/9/79	L	10-15, 12-15
11/10/79	W	15-13, 11-15, 15-4, 15-8
11/16/79	W	15-10, 17-15
10/2/80	W	15-9, 12-15, 14-16, 15-11,15-11
11/14/80	L	15-4, 8-15, 12-15
11/15/80	W	15-13, 10-15, 15-11
11/15/80	L	4-15, 11-15
10/24/81	W	15-4, 15-12, 15-0
10/2/82	W	15-3, 15-8, 15-4
10/22/83	W	15-5, 15-13, 15-8
9/21/85	W	15-9, 15-4, 16-14
9/12/86	W	18-16, 15-5, 15-9
9/13/86	W	15-6, 15-13, 15-7
9/2/87	W	15-12, 15-9, 11-15, 15-10
9/23/89	L	14-16, 12-15, 10-15
10/15/90	L	13-15, 10-15, 14-16
10/5/99	W	15-6, 14-16, 15-6, 15-5
9/11/00	W	15-4, 15-6, 15-2
9/19/14	L	25-21, 21-25, 25-20, 25-21

MERCER
Overall: 1-0

9/20/14	W	25-21, 21-25, 25-20, 25-21

MIAMI (FL)
Overall: 1-1

10/12/79	L	13-15, 5-15
10/10/81	W	15-11, 15-11

MIAMI (OHIO)
Overall: 4-4

10/2/85	L	10-15, 8-15, 15-7, 15-7, 5-15
10/23/87	L	15-13, 10-15, 15-11, 13-15, 3-15
9/14/96	L	4-15, 15-10, 7-15, 5-15
9/5/97	L	6-15, 9-15, 3-15
9/2/00	W	15-8, 15-4, 16-14
9/20/03	W	30-17, 30-27, 30-22
7/26/06	W	30-17, 25-30, 30-20, 30-24
9/6/19	W	25-20, 25-15, 25-15

MIAMI-DADE SOUTH
Overall: 2-3

10/13/78	L	9-15, 6-15
10/14/78	L	15-3, 6-15, 9-15
10/13/79	W	15-7, 15-10
10/10/80	W	15-11, 15-6
10/9/81	L	4-15, 14-16

MICHIGAN
Overall: 1-3

10/15/83	W	15-5, 15-1, 15-8
9/13/03	L	30-23, 27-30, 30-27, 24-30, 11-15
9/18/04	L	27-30, 30-19, 23-30, 20-30
9/4/09	L	20-25, 25-20, 16-25, 14-25
11/29/12	L	25-22, 25-17, 22-25, 19-25 15-10

MICHIGAN STATE
Overall: 2-1

8/30/03	L	30-28, 30-26, 29-31, 28-30, 15-17
8/24/18	W	25-21, 20-25, 25-17, 25-23
9/7/19	W	16-25, 25-22, 22-25, 25-23, 15-11

MIDDLE TENNESSEE
Overall: 15-0

1973	W	15-6, 15-5
1975	W	15-6, 15-8
10/2/76	W	15-1, 15-7
11/11/76	W	15-10, 15-7
10/18/78	W	15-12, 15-5
11/10/78	W	15-7, 15-2
9/29/79	W	15-8, 15-3
11/9/79	W	16-14, 15-12
11/14/80	W	15-10, 11-15, 15-8
10/13/81	W	15-7, 15-2, 15-2
9/5/86	W	15-2, 15-6, 15-2
8/30/97	W	15-9, 15-9, 15-11
10/23/01	W	30-13, 30-24, 23-30, 30-26
10/15/02	W	30-21, 23-30, 21-30, 30-20, 15-8
8/27/16	W	25-17, 25-18, 25-12

MILWAUKEE
Overall: 1-0

9/9/16	W	25-16, 24-26, 25-7, 25-21

MINNESOTA
Overall: 1-5

9/4/93	L	12-15, 15-11, 5-15, 5-15
9/9/94	L	7-15, 16-14, 12-15, 9-15
9/15/00	L	5-15, 5-15, 11-15
12/3/05	W	30-19, 24-30, 20-30, 30-27, 15-11
12/5/09	L	15-25, 16-25, 18-25
9/2/17	L	22-25, 15-25, 20-25

OKLAHOMA
Overall: 0-1

9/29/24	L	25-27, 22-25, 25-19, 23-25

OLE MISS
Overall: 51-12

10/25/75	W	15-6, 15-3
1977	W	15-9, 15-10

SERIES VS. OPPONENTS

10/30/80	W	15-4, 14-16, 15-3
11/9/81	W	15-8, 15-8, 15-5
11/23/81	W	15-2, 15-13, 15-8
10/1/82	W	15-7, 15-13, 15-4
10/2/83	W	15-10, 15-3, 15-10
11/8/84	W	15-6, 13-15, 12-15, 15-12, 15-1
11/9/85	W	15-13, 15-12, 10-15 15-9
9/19/86	W	15-11, 15-12, 6-15, 11-15, 15-5
10/16/87	W	15-7, 15-7, 15-6
10/20/88	W	15-0, 15-7, 15-13
10/27/89	W	15-10, 10-15, 15-5, 13-15,15-12
10/12/90	L	15-11, 15-12, 6-15, 15-17, 11-15
10/18/91	L	16-17, 12-15, 12-15
10/4/92	W	15-12, 15-12, 15-4
11/20/92	W	15-4, 15-11, 15-10
10/29/93	W	15-7, 15-6, 15-7
11/14/93	W	15-7, 16-14, 15-12
10/21/94	L	13-15, 11-15, 14-16
9/22/95	L	7-15, 7-15, 15-17
10/18/96	W	15-11, 14-16, 15-12, 15-12
9/28/97	W	15-3, 15-3, 15-8
10/2/98	W	15-4, 8-15, 15-10, 15-3
10/17/99	W	15-7, 15-5, 15-6
9/22/00	W	15-7, 13-15, 15-1, 15-5
10/28/01	W	30-22, 30-27, 30-25
10/18/02	W	30-21, 24-30, 30-20, 30-32, 15-12
9/26/03	W	35-33, 30-25, 24-30, 30-22
11/16/03	W	30-23, 30-25, 30-20
9/24/04	W	30-20, 30-23, 30-20
10/10/04	W	30-27, 30-19, 30-24
9/30/05	W	30-21, 30-26, 30-16
9/22/06	W	30-27, 30-26, 24-30, 30-23
10/29/06	W	30-24, 30-27, 27-30, 30-22
10/14/07	L	19-30, 30-25, 25-30, 30-24, 5-15
11/2/07	L	20-30, 30-27, 29-31, 30-27, 9-15
10/17/08	W	25-21, 25-14, 25-15
11/9/08	W	25-17, 25-17, 25-18
9/27/09	W	25-12, 27-25, 25-20
10/30/09	W	20-25, 25-21, 25-21, 25-21
10/1/10	W	25-22, 25-16, 25-22
11/21/10	W	25-15, 13-25, 25-20, 25-20
10/9/11	W	25-22, 17-25, 21-25, 25-21, 15-13
11/11/11	W	26-24, 26-28, 25-23, 17-25, 15-13
11/9/12	W	25-15, 25-18, 25-19
10/18/13	L	18-25, 27-25, 25-14, 25-19
11/8/13	L	23-25, 25-18, 25-14, 25-18
10/26/14	W	25-19, 25-20, 25-22
10/23/15	L	25-21, 21-25, 25-13, 25-21
10/14/16	W	25-15, 25-18, 25-16
11/11/16	L	25-19, 25-23, 26-24
11/17/17	W	20-25, 25-15, 25-10, 25-19
11/2/18	W	21-25, 25-21, 26-24, 25-23
11/24/18	W	25-13, 25-13, 21-25, 25-23
9/27/19	L	25-20, 24-26, 25-19, 24-26, 13-15
11/1/19	W	25-18, 25-15, 19-25, 23-25, 15-11
11/7/21	W	25-17, 26-24, 25-20
11/2/22	W	25-17, 23-25, 25-18, 23-25, 15-13
10/1/23	W	25-20, 25-20, 25-16
11/12/23	W	25-7, 25-19, 25-18
10/4/24	L	19-25, 25-13, 19-25, 22-25
10/12/25	W	25-18, 25-18, 25-20

MISSISSIPPI STATE

Overall: 57-14

10/21/76	W	15-10, 10-15, 15-4
10/26/79	W	15-6, 16-14
10/22/81	W	15-4, 15-8, 15-2
10/4/82	W	15-6, 15-5, 15-6
9/18/83	W	15-3, 15-4, 16-14
11/18/83	W	15-1, 15-3, 15-7
11/9/84	W	15-7, 15-2, 15-6
11/16/84	W	15-1, 15-9, 15-4
10/9/85	W	15-7, 15-5, 15-9
9/20/86	W	15-8, 15-10, 15-8
9/16/87	W	15-8, 15-3, 15-5
10/22/88	W	15-9, 15-3, 15-10
10/28/89	W	15-10, 15-12, 14-16, 15-7
10/14/90	W	15-11, 15-12, 15-13
10/14/91	W	15-12, 14-16, 14-16, 15-3, 15-11
11/29/91	L	10-15, 16-14, 10-15, 12-15
10/25/92	W	15-11, 15-3, 2-15, 13-15, 15-13
11/6/92	W	15-6, 15-6, 15-12
10/17/93	W	15-3, 15-11, 15-3
10/23/94	L	4-15, 15-9, 11-15, 15-7, 13-15
9/15/95	L	8-15, 15-10, 15-8, 13-15, 9-15
9/24/95	L	2-15, 9-15, 10-15
10/20/96	L	15-7, 7-15, 12-15, 15-6, 11-15
11/22/96	L	7-15, 15-3, 10-15, 5-15
9/26/97	W	15-2, 10-15, 11-15, 15-10, 19-17
10/4/98	W	15-13, 15-5, 15-13
10/15/99	W	16-14, 15-8, 4-15, 15-12
9/24/00	W	15-6, 8-15, 15-5, 15-10
10/26/01	W	30-23, 32-30, 30-20
10/20/02	W	25-30, 30-28, 30-27, 31-29
9/28/03	W	30-19, 27-30, 30-19, 30-28
11/14/03	W	30-23, 33-31, 30-23
9/26/04	W	30-23, 30-23, 30-24
10/8/04	W	30-20, 30-21, 30-24
10/2/05	W	30-26, 30-27, 30-24
11/18/05	W	30-15, 30-21, 30-27
9/24/06	W	30-28, 23-30, 30-26, 30-28
10/27/06	W	25-30, 30-19, 30-27, 30-24
9/16/07	W	30-22, 26-30, 30-20, 30-25
10/19/07	L	30-28, 26-30, 17-30, 32-30, 12-15
9/19/08	W	25-20, 25-13, 25-14
10/26/08	W	25-16, 25-16, 25-17
10/18/09	W	25-18, 25-21, 25-22
11/6/09	W	25-13, 25-14, 25-19
10/15/10	W	25-16, 25-17, 25-18
11/7/10	W	25-17, 25-18, 25-18
10/16/11	W	25-19, 25-18, 28-26
11/6/11	W	25-22, 23-25, 25-16, 25-14
11/2/12	W	25-18, 25-16, 25-19
11/23/12	W	25-10, 25-15, 25-22
10/20/13	L	26-24, 25-17, 25-16
11/30/13	L	22-25, 25-22, 25-21, 25-21
10/17/14	L	25-18, 29-27, 18-25, 19-25, 15-13
10/25/15	W	17-25, 23-25, 26-24, 25-16, 15-7
9/23/16	L	26-24, 25-23, 25-22
10/23/16	L	25-21, 25-18, 25-23
9/24/17	W	25-23, 24-26, 25-14, 25-11
10/7/18	W	25-22, 25-23, 25-19
11/11/18	W	25-22, 26-24, 25-15
10/13/19	W	25-15, 25-15, 25-23
11/30/19	W	25-10, 25-18, 25-18
3/5/21	W	25-17, 22-25, 25-22, 25-14
3/6/21	W	25-19, 25-17, 25-21
11/13/21	L	23-25, 25-22, 23-25, 23-25
11/14/21	L	18-25, 23-25, 28-26, 25-15, 15-17
11/19/22	W	25-10, 25-14, 25-17
11/20/22 16-14	W	23-25, 25-17, 25-19, 23-25,
9/29/23	W	25-22, 25-19, 23-25, 25-17
11/22/23	W	25-21, 25-23, 25-14
10/6/24	W	25-14, 25-16, 25-19
10/26/25	W	18-25, 25-14, 25-18, 25-19

MISSISSIPPI U., WOMEN

Overall: 3-1-1

1973	W	15-11, 15-13
10/17/75	W	11-15, 15-12, 15-13
10/31/75	T	18-16, 9-15
10/13/78	W	5-15, 15-4, 15-11
10/9/81	L	9-15, 11-15

MISSOURI

Overall: 10-13

9/4/05	L	27-30, 23-30, 20-30
12/10/05	W	30-28, 30-27, 25-30, 30-17
9/12/12 15-9	L	20-25, 14-25, 27-25, 25-21,
10/5/12 15-11	W	25-12, 23-25, 27-25, 22-25,
10/11/13	L	27-25, 25-10, 25-16
9/28/14	L	25-19, 25-15, 25-16
11/7/14	L	20-25, 25-19, 25-20, 25-21
10/4/15	L	25-17, 20-25, 25-17, 25-17
11/4/16	L	25-18, 23-25, 25-17, 25-20
11/26/16	L	25-15, 26-24, 25-16
10/15/17	W	25-22, 25-20, 17-25, 25-21
9/28/18 15-9	W	25-20, 22-25, 25-28, 21-25,
11/14/18	W	19-25, 25-21, 25-22, 25-12
10/20/19	L	14-25, 16-25, 25-18, 14-25
11/24/19	L	25-28, 18-25, 24-26, 23-25
2/12/21 15-11	W	27-25, 25-27, 18-25, 26-24,
2/13/21	W	25-22, 25-17, 25-22
11/24/21	L	25-19, 25-19, 21-25, 28-30, 11-15
9/21/22	W	25-14, 25-21, 25-20
9/20/23	W	26-24, 25-19, 25-11
10/25/23	W	25-23, 16-25, 25-16, 25-19
10/13/24	L	22-25, 27-25, 25-18, 23-25, 7-15
10/31/25	L	21-25, 25-23, 23-25, 17-25

MONTANA

Overall: 1-0

8/31/96	W	15-12, 15-9, 17-15

MONTANA STATE

Overall: 1-0

9/20/14	W	25-17, 25-15, 25-23

MOREHEAD STATE

Overall: 7-4-2

10/2/76	T	7-15, 15-0
10/18/76	L	5-15, 5-15
1977	L	10-15, 14-16
10/28/78	T	5-15, 15-4
11/16/79	L	10-15, 4-15
10/2/81	L	12-15, 7-15
10/11/82	W	15-6, 11-15, 15-11, 18-16
10/23/82	W	15-8, 15-9
9/13/86	W	15-2, 15-10, 15-3
9/15/94	W	15-5, 15-9, 15-8
8/30/13	W	14-25, 25-23, 25-22, 17-25 15-12
9/10/21	W	27-25, 25-15, 25-13
9/12/21	W	25-17, 25-21, 25-16

NEBRASKA

Overall: 0-5

10/16/81	L	8-15, 9-15
10/6/84	L	15-5, 9-15, 5-15, 8-15
9/26/87	L	3-15, 3-15, 1-15
9/13/97	L	3-15, 5-15, 3-15
8/24/07	L	15-30, 19-30, 18-30

NEBRASKA OMAHA

Overall: 0-1

9/6/14	L	25-18, 25-17, 25-22

NEVADA

Overall: 1-1

9/10/99	L	15-5, 14-16, 13-15, 15-12, 8-15
9/5/03	W	30-26, 30-25, 30-16

NEW HAMPSHIRE

Overall: 1-0

9/9/22	W	25-12, 25-14, 25-12

NEW MEXICO

Overall: 0-1

9/7/90	L	7-15, 7-15, 1-15

NEW ORLEANS

Overall: 3-0

10/21/78	W	15-5, 15-4
10/31/81	W	15-4, 15-4
9/10/93	W	15-12, 14-16, 15-7, 15-8

NICHOLLS STATE

Overall: 1-0-1

10/20/78	T	12-15, 15-6
10/30/81	W	15-10, 15-3

NORFOLK STATE

Overall: 1-0

9/10/22	W	25-12, 25-17, 25-18

NORTH ALABAMA

Overall: 1-0-1

11/1/75	T	6-15, 15-10
10/30/76	W	15-8, 16-14

NORTH CAROLINA

Overall: 10-4

10/5/79	W	15-13, 15-10
10/3/80	W	15-11, 9-15, 15-5
10/4/80	W	15-9, 13-15, 17-15
10/11/80	W	15-12, 11-15, 15-13
10/30/82	W	14-16, 15-7, 13-15, 15-1, 15-9
10/28/83	W	15-5, 15-5, 15-5
10/26/84	W	15-6, 15-1, 15-6
10/11/92	L	15-11, 10-15, 5-15, 11-15
9/10/94	W	15-10, 15-6, 15-9
9/1/98	L	6-15, 2-15, 8-15
9/9/00	L	15-7, 7-15, 8-15, 13-15
9/2/06	W	30-25, 30-24, 30-23
9/11/09 14-16	L	25-20, 25-21, 19-25, 21-25,
12/3/21	W	25-20, 25-19, 24-26, 25-15

UNC ASHEVILLE

Overall: 9-0

1973	W	15-2, 15-0, 15-2
1974	W	15-6, 15-5
9/12/95	W	16-14, 15-11, 12-15, 15-10
11/12/96	W	15-8, 15-12, 15-9
11/1/97	W	15-8, 14-16, 15-13, 15-13
9/22/98	W	14-16, 15-10, 15-1, 15-3
10/12/99	W	15-7, 15-7, 15-8
9/19/00	W	15-7, 15-7, 15-7
9/6/13	W	16-25, 25-18, 25-21, 30-28

UNC GREENSBORO

Overall: 2-0

1973	W	15-4, 15-11
9/4/15	W	25-13, 25-23, 25-15

NORTH CAROLINA STATE

Overall: 9-5

10/6/79	L	11-15, 4-15
11/17/79	L	7-15, 15-11, 11-15
10/3/81	L	8-15, 12-15
10/30/82	W	15-5, 15-8, 15-6
9/29/84	W	15-10, 15-2, 15-8
9/28/85	W	15-3, 15-7, 15-5
11/8/86	W	15-8, 15-3, 15-10
10/8/88	W	15-13, 15-12, 15-12
10/13/89	W	15-8, 14-16, 15-7, 15-17, 15-3
9/28/91	W	10-15, 15-12, 15-7, 11-15, 15-8
9/25/92	L	12-15, 15-8, 13-15, 11-15
9/19/15	L	25-22, 27-25, 25-22
8/28/21	W	25-12, 25-23, 25-16
9/3/22	W	25-22, 25-22, 27-25

NORTH DAKOTA STATE

Overall: 1-0

9/21/19	W	25-10, 25-20, 25-10

NORTH FLORIDA

Overall: 2-0

9/5/15	W	25-19, 25-13, 19-25, 25-19
9/1/18	W	25-12, 25-20, 23-25, 25-15

SERIES VS. OPPONENTS

NORTHERN ARIZONA
Overall: 0-1

9/12/87	L	5-15, 13-15

NORTHERN COLORADO
Overall: 0-1

10/17/81	L	14-16, 8-15

NORTHERN KENTUCKY
Overall: 5-4

10/8/76	W	17-15, 8-15, 15-2
10/18/76	W	15-12, 11-15, 15-13
1977	L	10-15, 6-15
10/28/78	L	8-15, 5-15
11/4/78	L	5-15, 2-15
10/20/79	L	15-7, 10-15, 13-15, 15-8, 10-15
11/3/79	W	15-5, 15-4, 15-11
10/17/80	W	17-15, 6-15, 15-3, 15-9
11/21/80	W	15-12, 11-15, 15-10

NORTHERN ILLINOIS
Overall: 0-2

9/5/14	L	27-25, 25-10, 25-20
9/16/16	L	25-23, 25-22, 25-20

NORTHWESTERN
Overall: 2-5

12/4/82	W	15-12, 7-15, 4-15, 15-8, 15-9
11/24/84	L	13-15, 12-15, 12-15
12/1/85	L	6-15, 7-15, 7-15
9/10/88	L	12-15, 4-15, 12-15
9/15/90	L	15-10, 15-10, 9-15, 10-15, 2-15
9/5/92	W	12-15, 15-6, 16-14, 15-10
9/10/10	L	19-25, 17-25, 25-8, 26-24, 15-11

NOTRE DAME
Overall: 3-1

11/26/05	W	26-30, 26-30, 30-28, 32-30, 15-9
11/23/07	L	21-30, 20-30, 30-23, 19-30
9/5/09	W	25-22, 25-16, 25-22

OHIO
Overall: 2-1

9/17/05	L	20-30, 24-30, 27-30
9/10/10	W	23-25,25-19,25-16,23-25,18-16
8/26/11	W	23-25, 25-13, 18-25, 25-17, 15-7

OHIO STATE
Overall: 1-10

1974	L	4-15, 15-12, 10-15
9/30/78	L	13-15, 4-15, 9-15
9/24/82	L	8-15, 15-8, 15-3, 9-15, 14-16
9/17/88	L	11-15, 11-15, 6-15
9/19/92	L	13-15, 15-7, 18-20, 7-15
9/12/97	L	3-15, 0-15, 16-18
12/10/04	L	31-29, 30-27, 16-30, 26-30, 12-15
12/2/11	L	25-23, 21-25, 23-25, 25-22, 12-15
9/15/18	W	25-12, 21-25, 25-22, 25-16
12/4/21	L	18-25, 25-14, 21-25, 21-25
9/17/22	L	23-25, 23-25, 16-25

OKLAHOMA
Overall: 3-2

10/17/81	W	15-12, 15-12
9/6/97	L	3-15, 5-15, 7-15
9/3/10	W	25-23, 25-19, 25-18
9/29/24	L	25-27, 22-25, 25-19, 23-25
11/16/25	W	25-11, 25-15, 21-25, 25-19

ORAL ROBERTS
Overall: 0-2

10/16/81	L	2-15, 4-15
9/13/97	L	5-15, 8-15, 5-15

OREGON
Overall: 1-3

1973	L	11-15, 12-15
9/20/80	L	15-17, 11-15
9/3/94	L	5-15, 0-15, 9-15
9/9/95	W	4-15, 8-15, 17-15, 15-12, 15-13

PACIFIC
Overall: 0-2

9/22/83	L	7-15, 4-15, 7-15
9/21/84	L	2-15, 10-15, 11-15

PENN STATE
Overall: 4-6

9/25/82	W	12-15, 15-10, 15-11, 15-12
10/7/83	W	12-15, 15-10, 15-5, 13-15, 15-8
9/22/84	L	7-15, 3-15, 15-10, 5-15
11/25/84	W	15-9, 6-15, 15-8, 15-2
11/30/85	L	6-15, 3-15, 7-15
11/29/86	L	11-15, 3-15, 9-15
10/21/88	L	7-15, 15-9, 7-15, 16-18
11/11/89	L	5-15, 10-15, 14-16
12/9/05	W	30-27, 14-30, 30-27, 33-31
8/30/24	L	25-22, 16-25, 15-25, 20-25

PITTSBURGH
Overall: 9-10

11/7/80	W	14-16, 15-11, 15-10, 9-15, 15-9
11/8/80	W	15-4, 15-6, 15-8
11/7/81	L	17-15, 10-15, 11-15, 5-15
9/25/82	L	6-15, 15-12, 15-12, 10-15, 11-15
10/29/82	W	18-16, 11-15, 15-11, 19-17
10/29/83	W	15-6, 15-11, 13-15, 15-11
10/5/84	W	15-12, 15-13, 16-14
11/1/85	W	15-6, 15-11, 15-13
10/24/86	L	14-16, 15-6, 15-12, 4-15, 15-17
10/9/87	L	15-17, 10-15, 15-10, 10-15
10/24/87	L	3-15, 10-15, 6-15
11/11/89	L	8-15, 13-15, 8-15
9/1/96	L	10-15, 11-15, 10-15
9/19/97	L	15-8, 15-12, 2-15, 13-15, 15-17
11/26/04	W	30-23, 30-25, 30-25
9/8/06	W	28-30, 30-23, 30-27, 30-19
9/11/10	W	25-19, 21-25, 26-24, 25-17
9/5/21	L	23-25, 25-16, 26-28, 25-20, 10-15
9/16/22	L	20-25, 21-25, 23-25

PORTLAND
Overall: 0-1

9/16/95	L	15-12, 4-15, 8-15, 15-10, 8-15

PROVIDENCE
Overall: 1-0

9/4/99	W	15-7, 15-9, 16-14

PURDUE
Overall: 1-10

9/26/80	L	15-10, 4-15, 7-15
12/6/81	L	13-15, 10-15, 10-15
10/25/86	L	3-15, 10-15, 9-15
9/1/89	L	15-8, 8-15, 5-15, 10-15
9/20/91	L	10-15, 7-15, 10-15
9/11/04	W	28-30, 30-23, 30-24, 30-23
9/17/05	L	26-30, 22-30, 26-30
9/18/21	L	19-25, 22-25, 23-25
8/27/22	L	25-20, 23-25, 18-25, 19-25
12/2/22	L	25-14, 14-25, 25-22, 22-25, 11-15
8/31/25	L	17-25, 19-25, 25-21, 20-25

PURDUE FORT WAYNE
Overall: 1-0

9/17/21	W	25-22, 25-20, 25-19

RADFORD
Overall: 5-0

9/16/94	W	15-7, 15-11, 15-6
10/15/97	W	15-4, 15-13, 15-9
9/5/98	W	15-10, 16-14, 15-13
9/1/99	W	15-7, 9-15, 15-9, 15-5
10/17/00	W	13-15, 15-7, 15-13, 15-11

RHODE ISLAND
Overall: 3-1

10/23/83	W	13-15, 15-5, 15-4, 15-6
9/20/84	W	15-9, 16-14, 15-8
10/4/85	L	15-8, 9-15, 15-8, 12-15, 6-15
10/3/86	W	15-4, 15-11, 15-8

RICE
Overall: 4-2

9/9/88	W	15-10, 14-16, 15-10, 15-11
10/16/89	L	4-15, 11-15, 14-16
9/18/92	W	15-10, 15-9, 10-15, 15-4
9/2/94	W	5-15, 12-15, 15-8, 15-13, 15-12
9/7/01	W	30-21, 30-28, 30-26
9/14/02	L	25-30, 24-30, 26-30

RIDER
Overall: 1-0

9/18/25	W	25-13, 25-18, 25-11

RUTGERS
Overall: 1-0

10/4/86	W	15-8, 15-12, 15-2

ST. JOHN'S
Overall: 1-0

9/14/25	W	25-11, 25-12, 25-16

SAINT FRANCIS (PA.)
Overall: 1-0

8/29/15	W	25-19, 25-16, 25-18

SAINT LOUIS
Overall: 0-1

9/16/95	L	10-15, 14-16, 15-6, 8-15

SAINT MARY'S
Overall: 2-0

9/1/95	W	6-16, 16-14, 15-8, 15-8
9/2/95	W	15-5, 15-5, 15-13

ST. PHILLIPS
Overall: 1-0

10/31/81	W	15-1, 14-16, 15-6

SAMFORD
Overall: 1-0

9/5/25	W	25-13, 25-14, 25-13

SAM HOUSTON STATE
Overall: 1-1

10/30/81	L	15-10, 8-15, 8-15
12/1/93	W	15-12, 15-5, 6-15, 15-9

SAN DIEGO
Overall: 2-1

9/7/18	L	19-25, 21-25, 18-25
9/8/18	W	22-25, 25-20, 25-22, 25-22
8/31/23	W	25-17, 25-20, 18-25, 25-17

SAN DIEGO STATE
Overall: 0-2

9/19/80	L	6-15, 14-16
12/1/85	L	1-15, 6-15, 1-15

SAN FRANCISCO
Overall: 2-1

9/24/80	W	5-15, 15-13, 15-11, 18-16
9/7/96	W	15-4, 15-11, 15-11
9/7/99	L	15-5, 7-15, 12-15, 15-12, 12-15

SAN JOSE STATE
Overall: 0-5

9/26/80	L	14-16, 15-17
10/20/83	L	6-15, 5-15, 11-15
11/6/84	L	7-15, 11-15, 8-15
9/6/96	L	5-15, 15-8, 14-16, 15-6, 9-15
9/10/01	L	19-30, 27-30, 30-18, 28-30

SETON HALL
Overall: 3-0

9/16/00	W	15-1, 15-12, 15-4
9/2/02	W	30-22, 30-28, 30-25
9/9/11	W	25-22, 25-17, 25-15

SOUTH CAROLINA
Overall: 45-34

1974	W	15-4, 15-12
10/21/76	L	10-15, 15-3, 5-15
10/14/78	W	15-8, 18-16
10/14/78	L	9-15, 10-15
10/12/79	W	15-4, 15-6
10/20/79	W	15-8, 15-6, 15-5
10/3/80	W	5-15, 15-8, 17-15
10/4/80	W	15-2, 15-4
10/11/80	W	15-11, 15-10
10/3/81	L	18-16, 12-15, 13-15
11/12/81	W	15-8, 15-5, 15-10
11/13/81	W	15-5, 15-5, 15-8
11/4/84	W	15-10, 15-8, 15-13
11/8/86	W	15-9, 15-12, 15-10
10/17/87	W	15-9, 11-15, 15-12, 12-15, 15-11
9/24/88	W	15-12, 15-8, 15-12
11/1/91	W	15-11, 15-9, 15-8
11/17/91	L	5-15, 12-15, 15-6, 5-15
11/15/92	W	15-5, 15-5, 15-11
10/24/93	W	17-15, 10-15, 15-10, 15-9
11/5/93	W	15-12, 15-13, 15-11
10/14/94	L	5-15, 15-17, 15-9, 12-15
11/6/94	L	2-15, 15-12, 6-15, 13-15
10/22/95	L	15-11, 10-15, 11-15, 2-15
11/3/95	L	5-15, 8-15, 10-15
10/13/96	L	12-15, 8-15, 11-15
11/15/96	L	4-15, 2-15, 11-15
10/26/97	L	3-15, 5-15, 7-15
11/7/97	L	6-15, 15-17, 2-15
10/18/98	L	12-15, 12-15, 4-15
11/6/98	L	12-15, 15-12, 13-15, 9-15
9/26/99	L	15-13, 9-15, 9-15, 2-15
11/12/99	L	15-7, 11-15, 13-15, 4-15
10/01/00	L	3-15, 11-15, 7-15
11/3/00	L	13-15, 10-15, 12-15
10/7/01	W	30-25, 30-24, 30-18
10/19/01	L	25-30, 30-20, 16-30, 23-30
11/16/01	L	29-31, 30-20, 30-17, 27-30, 9-15
10/13/02	L	27-30, 30-27, 30-28, 22-30, 10-15
11/8/02	L	14-30, 13-30, 19-30
10/10/03	W	28-30, 33-31, 30-19, 30-18
11/9/03	W	30-26, 30-28, 22-30, 30-26
9/29/04	W	30-23, 31-29, 30-14

SERIES VS. OPPONENTS

10/27/04	W	28-30, 30-26, 30-23, 30-24
10/26/05	W	15-30, 30-18, 30-18, 30-21
11/9/05	W	30-20, 30-22, 32-30
10/6/06	W	30-27, 23-30, 30-21, 30-19
11/12/06	L	30-21, 24-30, 24-30, 31-33
10/5/07	L	30-23, 27-30, 23-30, 22-30
11/11/07	W	30-28, 30-17, 27-30, 33-35, 15-11
10/10/08	L	22-25, 14-25, 23-25
11/16/08	W	25-27, 25-22, 26-28, 25-16, 15-10
10/2/09	W	19-25, 25-20, 25-21, 25-16
11/22/09	W	25-10, 25-19, 25-14
9/17/10	W	26-24, 22-25, 25-15, 25-16
10/24/10	W	25-16, 25-15, 25-14
9/23/11	W	28-30, 25-12, 25-15, 28-26
10/30/11	W	25-13, 25-20, 25-14
9/23/12	W	25-14, 25-20, 23-25, 25-23
11/11/12	W	27-25, 25-16, 25-18
9/29/13	L	25-18, 17-25, 25-20, 25-23
10/20/13	W	25-19, 25-18, 25-17
11/19/14	L	25-22, 15-25, 25-19, 23-25, 15-9
10/18/15	W	20-25, 26-24, 21-25, 25-21 15-9
11/11/15	L	25-22, 25-21, 25-16
9/28/16	L	24-26, 25-12, 23-25, 25-22, 15-13
10/1/17	L	23-25, 25-17, 25-27, 17-25
11/3/17	L	22-25, 25-23, 18-25, 21-25
10/24/18	W	25-21, 29-27, 25-19
10/25/19	L	15-25, 28-30, 16-25
11/6/20	W	25-7, 20-25, 25-20, 25-20
11/7/20	L	16-25, 23-25, 23-25
10/8/21	W	25-21, 17-25, 25-23, 26-24
10/9/21	W	25-22, 25-20, 25-17
10/8/22	W	25-27, 25-20, 25-22, 21-25, 15-13
10/9/22	W	25-15, 26-24, 25-22
11/25/23	L	23-25, 24-26, 22-25
11/3/24	L	12-25, 27-29, 23-25
11/24/24	W	25-20, 25-19, 25-20
9/26/25	W	25-23, 25-16, 25-17

SOUTH CAROLINA-UPSTATE

Overall: 1-0

9/16/17	W	25-12, 25-17, 24-26, 25-16

SOUTHERN CALIFORNIA

Overall: 0-3

12/11/82	L	13-15, 7-15, 8-15
9/11/99	L	8-15, 1-15, 13-15
9/3/06	L	11-30, 21-30, 30-28, 22-30

SOUTH FLORIDA

Overall: 3-0

10/9/81	W	17-15, 14-16, 15-9
9/22/89	W	15-13, 15-12, 9-15, 15-10
8/29/25	W	25-13, 25-17, 25-14

SOUTHERN ILLINOIS

Overall: 5-3

1977	L	4-15, 4-15
1977	W	15-10, 15-12
10/7/78	L	14-16, 6-15
11/7/81	W	15-9, 15-10, 15-9
10/2/82	W	15-11, 7-15, 15-3, 15-5
9/30/83	W	15-7, 15-9, 15-8
9/3/87	W	11-15, 13-15, 15-9, 16-14, 15-11
10/5/91	L	6-15, 12-15, 15-12, 14-16

SOUTHWEST MO. STATE

Overall: 1-1

1973	W	15-9, 13-8
10/17/81	L	13-15, 7-15

SOUTHWESTERN

Overall: 1-0

10/9/76	W	15-0, 15-0

STANFORD

Overall: 0-2

9/25/80	L	10-15, 10-15, 11-15
11/6/82	L	6-15, 2-15

SYRACUSE

Overall: 2-0

10/4/86	W	15-11, 15-7, 15-4
10/24/87	W	6-15, 15-3, 15-11, 15-6

TEMPLE

Overall: 1-0

10/1/83	W	15-12, 15-4, 15-7

TENNESSEE TECH

Overall: 30-4-1

1973	W	10-13, 15-9, 13-10
1973	W	14-16, 15-8, 13-11
1974	W	15-12, 16-14
1974	L	2-15, 8-15
10/1/76	T	15-17, 15-7
10/8/76	L	10-12, 12-15
10/20/76	W	15-9, 15-5
11/11/76	L	10-15, 14-12, 8-15
10/11/78	W	15-1, 15-2
11/4/78	W	15-11, 15-4
11/11/78	W	15-4, 15-12
9/29/79	W	15-6, 15-1
10/8/79	W	15-7, 15-9, 15-2
11/9/79	W	15-2, 15-4
11/14/80	W	15-7, 15-2
10/6/81	W	15-12, 15-6, 15-5
10/24/84	W	15-1, 15-5, 15-5
11/10/84	W	15-9, 10-15, 15-9, 15-7
10/30/85	W	15-8, 15-10, 8-15, 15-7
11/18/85	W	15-1, 15-2, 9-15, 15-5
9/5/86	W	15-1, 15-5, 15-3
9/30/86	W	17-15, 15-4, 7-15, 15-5
10/20/87	W	15-7, 15-1, 3-15, 15-3
9/3/88	W	15-10, 15-8, 15-1
9/20/89	W	15-7, 15-9, 11-15, 15-6
9/11/90	W	15-12, 15-11, 15-11
9/10/91	W	15-9, 15-10, 15-6
9/29/92	W	15-3, 15-5, 15-5
10/25/94	W	15-10, 16-14, 15-5
10/17/95	W	15-10, 15-3, 15-9
9/24/96	W	15-10, 15-7, 15-9
8/31/97	L	13-15, 12-15, 6-15
8/29/09	W	25-22, 25-9, 25-14
8/29/14	W	25-15, 25-14, 25-17
9/3/15	W	25-15, 25-19, 22-25, 25-15

UT MARTIN

Overall: 6-3

1974	L	2-15, 4-15
1974	L	5-15, 6-15
10/1/76	W	15-5, 15-8
1977	L	11-15, 15-9, 13-15
9/28/79	W	15-8, 15-6
9/29/79	W	15-0, 13-15, 15-3
9/11/04	W	30-19, 30-21, 30-19
9/7/13	W	27-29, 25-20, 25-20, 25-17
8/26/23	W	25-15, 25-8, 25-9

TEXAS

Overall: 1-13

9/27/80	L	10-15, 9-15
10/16/81	L	5-15, 15-11, 9-15
11/5/82	W	15-6, 15-8
10/8/83	L	14-16, 15-8, 12-15, 15-8, 3-15
10/16/83	L	15-11, 2-15, 9-15, 7-15
10/4/84	L	6-15, 15-9, 15-5, 13-15, 13-15
11/3/84	L	5-15, 15-8, 13-15, 6-15
12/8/84	L	6-15, 7-15, 15-10, 6-15
10/27/85	L	1-15, 5-15, 15-8, 1-15
11/28/86	L	4-15, 15-17, 12-15
9/5/92	L	8-15, 8-15, 6-15
12/7/23	L	19-25, 25-20, 25-23, 24-26, 14-16
11/27/24	L	20-25, 14-25, 20-25
10/8/25	L	22-25, 25-19, 17-25, 25-23, 7-15

TEXAS A&M

Overall: 14-13

11/13/82	W	15-8, 12-15, 14-16, 15-6, 15-8
10/7/83	W	15-12, 15-10, 16-14
10/14/83	W	15-1, 15-13, 15-7
11/2/85	L	6-15, 6-15, 5-15
10/31/87	W	16-14, 15-13, 15-9
10/29/94	L	0-15, 4-15, 10-15
12/4/04	W	30-21, 24-30, 30-23, 32-30
10/19/12	W	25-21, 25-19, 25-21
11/21/12	L	15-25, 25-22, 25-20, 27-29, 15-9
11/15/13	L	25-17, 25-14, 25-10
10/3/14	L	25-14, 25-15, 25-16
11/14/14	L	25-21, 25-14, 25-23
11/1/15	L	25-14, 25-23, 25-18
11/6/16	L	26-24, 25-20, 25-15
11/16/16	L	25-19, 25-20, 16-25, 27-25
10/27/17	L	17-25, 25-15, 21-25, 25-23, 14-16
10/19/18	W	25-23, 22-25, 25-21, 24-26, 15-12
11/4/18	W	25-21, 25-12, 23-25, 25-19
9/29/19	W	26-24, 15-25, 25-23, 20-25, 19-17
10/2/21	W	25-19, 25-20, 25-21
10/3/21	L	26-24, 23-25, 25-17, 21-25, 15-17
9/24/22	L	19-25, 25-23, 25-23, 17-25, 16-18
9/25/22	W	26-24, 25-17, 26-24
10/29/23	W	25-20, 25-16, 25-22
11/19/23	W	25-22, 25-11, 25-18
11/10/24	W	21-25, 25-21, 25-15, 27-25
11/2/25	L	25-19, 15-25, 20-25, 21-25

TCU

Overall: 1-0

9/2/00	W	15-10, 13-15, 15-5, 9-15, 15-13

TEXAS STATE

Overall: 1-0

8/25/23	W	25-19, 25-18, 25-15

TEXAS TECH

Overall: 3-3

9/30/83	W	15-4, 15-5, 15-8
10/26/85	L	13-15, 11-15, 10-15
10/10/87	L	17-19, 15-12, 10-15, 11-15
9/15/89	W	15-13, 15-7, 15-12
10/5/91	L	3-15, 11-15, 15-6, 6-15
8/27/21	W	25-15, 25-17, 25-18

THE CITADEL

Overall: 1-0

9/10/22	W	25-23, 25-14, 25-18

UT-ARLINGTON

Overall: 2-1

10/29/83	W	15-9, 15-4, 15-11
9/21/85	L	7-15, 2-15, 4-15
10/19/90	W	15-9, 6-15, 17-15, 15-11

UT-SAN ANTONIO

Overall: 2-0

9/12/98	W	15-3, 16-14, 15-11
9/1/17	W	25-18, 25-23, 20-25, 25-21

TIFT JC

Overall: 1-0

1973	W	15-4, 15-2

TOWSON

Overall: 1-0

8/28/16	W	20-25, 25-18, 21-25, 25-15, 15-13

TROY

Overall: 1-0

10/5/16	W	25-21, 25-23, 25-19

TULANE

Overall: 3-1

10/21/78	L	5-15, 13-15
10/22/82	W	15-9, 15-3
9/10/88	W	12-15, 15-8, 10-15, 15-10, 15-7
11/24/00	W	15-8, 15-6, 8-15, 15-10

TUSKEGEE

Overall: 1-0

10/31/76	W	15-8, 14-16, 15-4

UNION (TENN.)

Overall: 1-0

1973	W	15-3, 15-1

UTAH

Overall: 4-0

10/29/88	W	15-13, 15-12, 15-9
9/2/94	W	13-15, 15-6, 11-15, 15-9, 15-12
9/3/05	W	30-23, 30-22, 30-26
8/25/07	W	10-30, 30-25, 23-30, 30-23, 18-16

UTAH STATE

Overall: 0-1

12/4/25	L	19-25, 15-25, 25-20, 25-18, 11-15

U.S. INTERNATIONAL

Overall: 0-1

9/9/87	L	15-8, 8-15, 11-15, 13-15

VANDERBILT

Overall: 1-0

11/7/25	W	25-17, 25-22, 25-20

VALDOSTA STATE

Overall: 1-0

10/21/76	W	15-0, 15-4

VILLANOVA

Overall: 4-0

9/7/02	W	30-26, 30-24, 30-24
8/30/03	W	30-20, 30-24, 30-24
9/3/04	W	25-30, 30-26, 30-26, 30-24
8/27/11	W	25-18, 27-25, 25-19

VIRGINIA

Overall: 3-3

9/23/88	W	15-12, 15-9, 15-4
10/6/90	L	16-18, 8-15, 13-15
9/1/96	L	11-15, 15-12, 14-16, 6-15
9/13/02	W	30-15, 30-19, 28-30, 30-24
8/25/06	W	29-31, 30-15, 30-13, 30-18
9/6/08	L	23-25, 19-25, 25-19, 25-22, 6-15

VCU

Overall: 0-1

9/14/13	L	18-25, 22-25, 25-17, 25-17 15-12

VIRGINIA TECH

SERIES VS. OPPONENTS

Overall: 15-1

1977	W	15-5, 15-4
10/20/79	W	15-4, 15-3, 15-4
11/21/80	W	15-6, 15-6
10/2/81	W	15-3, 15-2
10/22/82	W	15-4, 15-3
9/19/87	W	15-2, 15-5, 15-4
11/2/93	W	15-6, 15-5, 15-5
11/8/94	W	15-6, 15-12, 15-7
11/17/95	L	7-15, 11-15, 15-10, 15-17
9/28/99	W	15-11, 15-7, 10-15, 11-15, 15-11
9/26/00	W	15-12, 12-15, 8-15, 15-7, 15-12
10/16/01	W	30-23, 25-30, 30-20, 30-15
9/17/02	W	30-23, 30-28, 30-26
9/17/04	W	30-18, 30-21, 33-31
8/28/10	W	25-18, 25-17, 25-21
9/10/11	W	20-25, 25-21, 25-16, 25-17

WAKE FOREST

Overall: 2-0

1977	W	15-1, 15-5
9/10/04	W	30-21, 30-24, 30-15

WASHINGTON

Overall: 0-1

12/15/05	L	25-30, 19-30, 21-30

WASHINGTON STATE

Overall: 0-3

9/30/88	L	17-15, 15-6, 9-15, 12-15, 13-15
12/1/00	L	10-15, 1-15, 8-15
12/1/18	L	28-30, 18-25, 25-19, 13-25

WEST GEORGIA

Overall: 4-1

1973	W	15-9, 11-15, 15-10
1973	L	5-15, 8-15
10/11/75	W	9-15, 13-15, 15-13, 15-11, 17-15
10/31/75	W	15-6, 15-13
10/30/76	W	16-14, 16-14

WEST VIRGINIA

Overall: 0-1

9/2/17	L	20-25, 16-25, 22-25

WESTERN CAROLINA

Overall: 7-1

1973	W	15-8, 15-8
1973	W	16-14, 12-15, 15-12
1974	W	15-13, 15-10
10/13/82	W	15-3, 3-15, 15-9, 15-2
10/12/83	W	15-8, 15-3, 15-7
11/11/97	W	15-10, 15-7, 15-11
10/27/98	W	15-11, 15-7, 15-13
9/6/02	L	30-23, 25-30, 27-30, 24-30

WESTERN KENTUCKY

Overall: 5-1

9/12/86	W	15-13, 15-9, 15-12
11/1/88	W	15-8, 15-4, 15-0
8/29/09	W	18-25, 25-16, 25-22, 23-25, 15-12
9/13/22	L	13-25, 21-25, 23-25
12/2/23	W	25-20, 25-16, 26-24
9/10/24	W	25-22, 15-25, 25-12, 23-25, 15-11

WESTERN MICHIGAN

Overall: 7-2

11/6/81	L	9-15, 15-7, 5-15
10/23/82	W	15-6, 15-7
9/20/85	L	7-15, 0-15, 5-15
9/21/90	W	15-10, 15-12, 15-12
9/17/04	W	30-19, 33-35, 30-25, 30-15
9/9/16	W	25-13, 24-26, 25-19, 25-23
8/25/17	W	20-25, 25-22, 25-13, 25-20
9/19/24	W	24-26, 25-20, 29-27, 33-31
9/20/24	W	25-20, 25-11, 22-25, 25-19

WINTHROP

Overall: 5-2

1973	L	14-16, 14-11, 10-15
1973	W	15-10, 12-15, 16-14
1973	W	16-14, 15-1
1974	L	7-15, 7-15
11/28/03	W	30-26, 31-29, 30-21
8/31/18	W	25-13, 25-14, 25-17
9/5/25	W	25-19, 25-21, 25-13

WISCONSIN

Overall: 2-2

11/7/80	L	10-15, 13-15, 15-11, 10-15
11/8/80	W	15-7, 15-10, 12-15, 8-15, 15-5
11/6/81	W	15-11, 15-8
9/3/23	L	16-25, 23-25, 25-18, 25-20, 13-15

WITCHITA STATE

Overall: 1-1

9/2/12	W	25-19, 28-26, 22-25, 24-26 15-9
9/13/13	L	25-16, 25-12, 25-13

WOFFORD

Overall: 3-1

9/11/15	W	22-25, 25-21, 25-17, 25-17
8/26/17	W	25-16, 25-17, 25-23
9/16/24	L	18-25, 20-25, 25-13, 25-19, 12-15
9/4/25	W	22-25, 25-13, 25-16, 25-11

WRIGHT STATE

Overall: 2-0

11/9/91	W	15-9, 15-10, 15-7
9/20/96	W	15-9, 15-2, 15-3

WYOMING

Overall: 0-2

10/28/88	L	15-13, 15-13, 13-15, 8-15,10-15
11/16/90	L	13-15, 10-15, 15-13, 5-15

XAVIER

Overall: 3-1

9/16/05	W	30-26, 30-12, 22-30, 30-22
9/5/09	W	25-21, 25-23, 25-20
8/27/10	W	25-17, 25-15, 25-23
9/10/16	L	25-23, 25-22, 17-25, 25-21

SUCCESS ON THE NCAA STAGE



Tennessee has appeared in national championship play in each of the last five decades dating back to 1973, when Kaye Hart's Lady Vol squad posted a 38-6 mark for the season and ended up reaching what was then the AIAW national championship tournament, finishing 15th in the nation.

IN THE NCAA CHAMPIONSHIPS

1981:
Tennessee returned to the national scene for the first of four consecutive appearances in the NCAA Championships. Bob Bertucci's team finished the season at 34-22 after a three-game loss to Purdue.

1982:
UT went 31-7 and registered its first-ever victory at the NCAAs, downing Northwestern in a five-set match. The Lady Vols then returned to West Lafayette for Mideast Regional and were ousted by eventual NCAA runner-up Southern Cal.

1983:
Tennessee posted its third consecutive 30-win season with an overall record of 31-10. The Lady Vols traveled to Tallahassee, Fla., for their first-round match against Florida State, dropped the first two games, and still emerged with a five-game victory. UT journeyed to Austin, Texas, for the regional where eventual national champion Hawaii eliminated the Lady Vols in three games.

1984:
The final season of UT's four-year NCAA run featured a 25-11 record and another first-round win. The Lady Vols hosted Eastern Kentucky and won in three straight games before traveling to Austin for the second year in a row. Texas pinned a four-game loss on the Lady Vols.

1993:
Nine years later, Julie Hermann became the third coach to lead the Lady Vols to a national tournament. She brought Tennessee back to the NCAAs as her squad concluded the season with an overall record of 18-13. The field had been expanded from 32 to 48 teams, and UT hosted first-round action against Sam Houston State, posting a four-game victory. The Lady Vols then lost in four games to Georgia in Athens, Ga.

2000:
From his experience as a part of two national championship teams at Stanford, head coach Rob Patrick used his postseason know-how to navigate the squad to the Lady Vols' first NCAA appearance in seven years. Patrick's troops ventured to University Park, Pa., for a first-round match with the Washington State Cougars and dropped a three-game match to WSU.

2004:
In 2004, the Lady Vols stormed their way into the NCAA tournament with a 30-2 record, before winning two tournament matches for the first time in UT volleyball history. Stokely Athletics Center welcomed in Eastern Kentucky, Texas A&M and Winthrop for its initial hosting of NCAA play. The Lady Vols swept EKU and topped the Aggies in four sets to move on to the regional semifinals and a date with Ohio State. After the Orange and White claimed the first two frames, the Buckeyes outscored UT the next three, including tight 30-26 and 15-12 results in the final two sets to put one of Tennessee's best seasons in school history to an end.

2005:
Having learned from their experiences the previous season, the Lady Vols were determined to go further than ever before. They hosted Jacksonville State, Winthrop and 2004 national finalist Minnesota at the Stokely Athletics Center. After making quick work of the Gamecocks, Patrick's squad found itself down late in the fourth set against the Golden Gophers but staged a stunning comeback to claim the five-set victory and advance to the next round to face Penn State.

Once in Happy Valley, the Lady Vols continued their winning ways, ending the seasons of both the Nittany Lions and Missouri Tigers.

The pair of victories clinched a visit to San Antonio, Texas, for the NCAA semifinals, where the team faced Washington. The miraculous run came to an end as the eventual national champion Huskies proved too formidable a foe, taking Tennessee down in three sets.

2006:
Patrick once again guided the Lady Vols to the NCAA tournament in 2006, marking the third straight campaign in which UT reached the postseason. With a youthful squad, featuring seven freshmen and four sophomores, the Lady Vols gained valuable experience but were unable to overcome a tough Duke squad, falling in four games at Stokely Athletics Center. The Orange and White concluded the season with a respectable 19-12 overall record.

2008:
Following a down year in 2007, Patrick led the Lady Vols back to the postseason in 2008 after the team finished with a 15-5 record in SEC play and won 12 of its last 13 regular-season matches. UT didn't have to travel far, venturing to Clemson, S.C., for the opening round of the NCAA tournament where it dropped a heartbreaking, five-set decision at the hands of the host Tigers to finish the year with a 22-10 record.

2009:
The NCAA tournament returned to Knoxville once again in 2009, with Thompson-Boling Arena playing host for the first time. UT, which won a school-record 16 SEC matches during the regular season, defeated Duke in the opening round before falling to No. 11 Minnesota the following day. The Lady Vols finished with their seventh 20-plus win campaign under Patrick with an overall record of 24-8.

2010:
The Lady Vols were back in the NCAA field for the third consecutive season, going on the road to Bloomington, Ill., for the opening rounds. They beat Alabama A&M easily in three lopsided games before losing to host Indiana in five games, dropping the final frame 15-13.

2011:
After winning the program's first outright SEC championship and boasting a regular-season mark of 27-3, UT was rewarded by hosting the first two rounds of the NCAA tournament. In the opener against Duke, Tennessee downed the Blue Devils by a score of 3-1, setting up a matchup wiith Ohio State the next day. In the round of 32, the Lady Vols dropped a five-set heartbreaker to OSU, 3-2, which abruptly ended the the successful season.

2012:
Tennessee made its fifth straight appearance in NCAA Tournament after posting a record of 22-8 with a 15-5 record in conference play. The Lady Vols matched up with Michigan in the opening round of the tournament where they fell to the Michigan Wolverines in five sets.

2018:
Eve Rackham became the first first-year head coach in program history to lead the Lady Vols to the NCAA Tournament. She helped orchestrate the largest single-season turnaround in program history. She guided the Lady Vols to a 14-win increase overall, 11-win increase in Southeastern Conference play and an eight-place jump in the conference standings. Tennessee finished with a regular season mark of 25-5, placing second in the SEC with a record of 16-2.

After falling behind 2-0 to Colorado State in the opening round of the NCAA Tournament, Tennessee

came from behind to advance with a five-set victory. The Lady Vols matched up with region host Washington State. Tennessee fell to the Cougars in four sets.

2021:
Tennessee reached the NCAA Tournament for the second time under head coach Eve Rackham Watt after finishing fourth in the SEC. UT traveled to Ohio State for the first and second rounds of the NCAA Tournament. The Big Orange defeated North Carolina in four sets in the opening round before falling to No. 9 seed Ohio State in four in the second round.

2022:
The Lady Vols made their 17th NCAA Tournament appearance after overcoming adversity all season long. Tennessee battled injuries throughout the year - only becoming fully healthy in November - to finish the campaign 17-14 overall and 11-7 in SEC play, tying for fourth place in the league. Once at full strength, UT closed the season with a 7-2 mark to punch its ticket to the tournament. The Lady Vols traveled to Louisville for the first and second rounds of the NCAA Tournament. The Big Orange showed their fight and resiliency in a five-set thriller against No. 8 seeded Purdue but ultimately fell to the Boilermakers.

2023:
For the third season in a row and fourth time under Eve Rackham Watt, the Big Orange earned a spot in the NCAA Tournament. A historical season for the Lady Vols was rewarded with the No. 10 overall national seed, which marked the best in program history. Tennessee hosted the first and second rounds for the first time since 2011, sweeping Big South Champion High Point and No. 6 seeded Western Kentucky, who entered the contest riding a 25-match win streak.

With their victories, the Lady Vols punched their ticket to the Sweet Sixteen for the first time since 2005. The Big Orange faced No. 2 seeded Texas in the Stanford Regional. The incredible season came to an end to the eventual national champions in a heartbreaking five-set battle (25-19, 20-25, 23-25, 26-24, 16-14).

2024:
The Big Orange returned to the NCAA Tournament for a fourth straight season under head coach Eve Rackham Watt. The squad opened the tournament in Madison, Wisconsin, with seventh-seeded Georgia Tech, the No. 18 team in the country going into the event. The Lady Vols battled hard but ultimately fell to the Yellow Jackets in five sets (18-25, 25-13, 30-32, 28-26, 12-15). All-American outside Nina Cajic set the UT 25-point rally-scoring era record for kills in an NCAA match with 27.

2025:
The Lady Vols reached the NCAA Tournament for the fifth consecutive season and the 20th time in program history. The team opened the tournament in Tempe, Arizona aganist Mountain West Champion Utah State. After faling behind by two sets, the Lady Vols would battle back to force a deciding fifth set. The comeback effort would come up just short, as the Lady Vols would lose the five-set contest to the Aggies (19-25, 15-25, 25-20, 25-18, 11-15). Three-time All-America setter tallied her 11th double-double of the season with 43 assists and 11 digs. Tennessee had eight aces, tying the program record in an NCAA Tournament match.

NCAA TEAM RESULTS

20 NCAA TOURNAMENT APPEARANCES, 15 SINCE 2000

AIAW CHAMPIONSHIPS

1973

Pool Play Site: Wooster, Ohio

L	Oregon	11-15, 12-15
W	Cincinnati	7-15, 16-14, 17-15
W	Illinois-Chicago	15-11, 16-14
L	Houston	10-15, 10-15
L	Long Beach State	6-15, 8-15

NCAA CHAMPIONSHIPS

1981

1st Round Site: West Lafayette, Ind.

1R	L	Purdue	13-15, 10-15, 10-15

1982

1st Round Site: Knoxville

1R	W	Northwestern	15-12, 7-15, 4-15, 15-8, 15-9

Mideast Regional Site: West Lafayette, Ind.

2R	L	Southern Cal	11-15, 7-15, 8-15

1983

1st Round Site: Tallahassee, Fla.

1R	W	Florida State	12-15, 12-15, 15-1, 15-10, 15-8

South Regional Site: Austin, Texas

2R	L	Hawaii	6-15, 7-15, 4-15

1984

1st Round Site: Knoxville

1R	W	Eastern Kentucky	15-2, 15-6, 15-9

South Regional Site: Austin, Texas

2R	L	Texas	6-15, 7-15, 15-10, 6-15

1993

1st Round Site: Knoxville

1R	W	Sam Houston State	15-12, 15-5, 6-15, 15-9

2nd Round Site: Athens, Ga.

2R	L	Georgia	3-15, 10-15, 15-5, 11-15

2000

1st Round Site: University Park, Pa.

R64	L	Washington State	10-15, 1-15, 8-15

2004

1st & 2nd Round Site: Knoxville

R64	W	Eastern Kentucky	30-24, 30-16, 30-22
R32	W	Texas A&M	30-21, 24-30, 30-23, 32-30

Minneapolis Regional Site: Minneapolis, Minn.

R16	L	Ohio State	31-29, 30-27, 16-30, 26-30, 12-15

2005

1st & 2nd Round Site: Knoxville

R64	W	Jacksonville State	30-23, 30-13, 30-28
R32	W	Minnesota	30-19, 24-30, 20-30, 30-27, 15-11

State College Regional Site: University Park, Pa.

R16	W	Penn State	30-27, 14-30, 30-27, 33-31
QF	W	Missouri	30-28, 30-27, 25-30, 30-17

National Championship Site: San Antonio, Texas

SF	L	Washington	25-30, 19-30, 21-30

2006

1st & 2nd Round Site: Knoxville

R64	L	Duke	22-30, 30-26, 25-30, 27-30

2008

1st & 2nd Round Site: Clemson, S.C.

R64	L	Clemson	19-25, 25-19, 19-25, 25-23, 12-15

2009

1st & 2nd Round Site: Knoxville

R64	W	Duke	30-23, 30-13, 30-28
R32	L	Minnesota	15-25, 16-25, 18-25

2010

1st & 2nd Round Site: Bloomington, Ind.

R64	W	Alabama A&M	25-11, 25-19, 25-16
R32	L	Indiana	25-18, 21-25, 25-20, 25-27, 15-13

2011

1st & 2nd Round Site: Knoxville, Tenn.

R64	W	Duke	25-15, 23-25, 25-19, 25-16
R32	L	Ohio State	25-23, 21-25, 23-25, 25-22, 12-15

2012

1st & 2nd Round Site: Louisville, Ky.

R64	L	Michigan	22-25, 17-25, 25-22, 25-19, 10-15

2018

1st & 2nd Round Site: Pullman, Wash.

R64	W	Colorado St.	26-28, 20-25, 25-18, 25-21, 15-12
R32	L	Washinton St.	28-30, 18-25, 25-19, 13-25

2021

1st & 2nd Round Site: Columbus, Ohio

R64	W	North Carolina	25-20, 25-19, 24-26, 25-15
R32	L	Ohio State	18-25, 25-14, 21-25, 21-25

2022

1st Round Site: Louisville, Ky.

R64	L	Purdue	25-14, 14-25, 25-22, 22-25, 11-15

2023

1st & 2nd Round Site: Knoxville

R64	W	High Point	25-20, 25-19, 25-15
R32	W	Western Kentucky	25-20, 25-16, 26-24

Stanford Regional Site: Stanford, Calif.

R16	L	Texas	19-25, 25-20, 25-23, 24-26, 14-16

2024

1st Round Site: Madison, Wisc.

R64	L	Georgia Tech	18-25, 25-13, 30-32, 28-26, 12-15

2025

1st Round Site: Tempe, Ariz.

R64	L	Utah State	19-25, 15-25, 25-20 25-18, 11-15

NCAA PROGRAM MATCH RECORDS (25-POINT RALLY-SCORING ERA)

TEAM

Kills

Rk	Opponent	Season	Kills
1.	Colorado State	2018	74
2.	Texas	2023	68
	Indiana	2010	68
4.	Georgia Tech	2024	67
5.	Ohio State	2011	65

Hitting Percentage

Rk	Opponent	Season	%
1.	Alabama A&M	2010	.466
2.	High Point	2023	.398
3.	Indiana	2010	.314
4.	Western Ky.	2023	.302
5.	Duke	2009	.270

Assists

Rk	Opponent	Season	Asts
1.	Colorado State	2018	70
2.	Indiana	2010	67
3.	Georgia Tech	2024	66
4.	Texas	2023	65
5.	Clemson	2008	61

Aces

Rk	Opponent	Season	Aces
1.	Utah State	2025	8
	Alabama A&M	2010	8
3.	Western Ky.	2023	7
	Duke	2011	7
	Clemson	2008	7

Digs

Rk	Opponent	Season	Digs
1.	Clemson	2008	93
2.	Colorado State	2018	84
3.	Michigan	2012	78
4.	Duke	2009	73
5.	Ohio State	2011	71

Blocks

Rk	Opponent	Season	Blks
1.	Ohio State	2011	20
2.	Duke	2009	17
3.	North Carolina	2021	16
	Michigan	2012	16
5.	Georgia Tech	2024	14
	Ohio State	2021	14

OPPONENT LOWS

Kills

Rk	Opponent	Season	Kills
1.	Alabama A&M	2010	27
2.	High Point	2023	31
3.	Western Ky.	2023	38
4.	Minnesota	2010	50
5.	Ohio State	2021	51
	Duke	2011	51

Hitting Percentage

Rk	Opponent	Season	%
1.	High Point	2023	.117
2.	Duke	2009	.146
3.	Duke	2011	.151
4.	North Carolina	2021	.165
5.	Alabama A&M	2010	.189

Assists

Rk	Opponent	Season	Asts
1.	Alabama A&M	2010	25
2.	High Point	2023	30
3.	Western Ky.	2023	35
4.	Duke	2011	46
5.	Ohio State	2021	48

Aces

Rk	Opponent	Season	Aces
1.	Clemson	2008	0
2.	North Carolina	2021	1
3.	Georgia Tech	2024	2
	High Point	2023	2
	Western Ky.	2023	2
	Alabama A&M	2010	2
	Duke	2009	2

Digs

Rk	Opponent	Season	Digs
1.	Alabama A&M	2010	24
2.	Western Ky.	2023	26
3.	High Point	2023	30
4.	Ohio State	2021	32
5.	Texas	2023	50

Blocks

Rk	Opponent	Season	Blks
1.	North Carolina	2021	3
2.	Duke	2011	4
3.	Western Ky.	2023	6
	Alabama A&M	2010	6
5.	High Point	2023	7

INDIVIDUAL

Kills

Rk	Name	Opponent	Year	Kills
1.	Nina Cajic	Georgia Tech	2024	27
2.	Morgahn Fingall	Purdue	2022	25
3.	Morgahn Fingall	Texas	2023	24
4.	Tessa Grubbs	Washington State	2018	21
5.	Breana Runnels	North Carolina	2021	20
	Leslie Sikra	Indiana	2010	20

Assists

Rk	Name	Opponent	Year	Asts
1.	*Caroline Kerr*	*Georgia Tech*	*2024*	*57*
2.	*Caroline Kerr*	*Texas*	*2023*	*56*
3.	Mary Pollmiller	Ohio State	2011	49
4.	Natalie Hayward	Purdue	2022	48
5.	Mary Pollmiller	Duke	2011	47

Aces

Rk	Name	Opponent	Year	Aces
1.	Kya Moore	Ohio State	2021	3
	Nikki Fowler	Alabama A&M	2010	3
	Kylie Marshall	Clemson	2008	3

Digs

Rk	Name	Opponent	Year	Digs
1.	Madison Coutler	Colorado State	2018	29
2.	Chloe Goldman	Clemson	2008	27
3.	Kelsey Robinson	Michigan	2012	24
4.	Ellen Mullins	Michigan	2012	22
5.	Kelsey Mahoney	Duke	2009	20

Blocks

Rk	Name	Opponent	Year	Blks
1.	Deedee Harrison	Michigan	2012	12
2.	Shealyn Kolosky	Ohio State	2011	10
	Amanda Friday	Duke	2009	10
4.	Ava Bell	North Carolina	2021	9
5.	Klaudia Pawlik	Georgia Tech	2024	8
	Tiffany Baker	Ohio State	2011	8

CONFERENCE TITLES & POSTSEASON



TENNESSEE'S SEC TITLES

5 SEC CHAMPIONSHIPS WON BY TENNESSEE:

1981 | 1982 | 1984 | 2004 | 2011



ALL-TIME SEC CHAMPIONS

Year	Champion	SEC	Overall
1979	Kentucky	-	35-18
1980	Kentucky	-	39-8
1981	**Tennessee**	**-**	**34-22**
1982	**Tennessee**	**-**	**31-7**
1983	Kentucky	5-0	41-6
1984	**Tennessee**	**5-1**	**25-11**
1985	Georgia	5-1	37-7
1986	Georgia	5-1	33-8
	LSU	5-1	35-9
1987	Kentucky	7-0	31-2
1988	Kentucky	7-0	31-2
1989	LSU	8-0	30-8
1990	LSU	8-0	34-7
1991	LSU	13-1	35-2
	Florida	13-1	35-5
1992	Florida	14-0	34-2
1993	Florida	14-0	33-4
1994	Florida	13-1	28-6
1995	Florida	14-0	35-2
1996	Florida	14-0	37-2
1997	Florida	14-0	34-4
1998	Florida	14-0	35-3
1999	Florida	14-0	33-3
2000	Florida	14-0	29-5
2001	Florida	14-0	28-2
2002	Florida	16-0	34-3
2003	Florida	16-0	36-2
2004	**Tennessee**	**15-1**	**32-3**
	Florida	15-1	28-5
2005	Florida	15-1	33-3
2006	Florida	19-1	30-3
2007	Florida	19-1	29-3
2008	Florida	18-2	27-4
2009	LSU	18-2	25-7
2010	Florida	20-0	29-2
2011	**Tennessee**	**19-1**	**28-4**
2012	Florida	19-1	27-5
2013	Missouri	18-0	35-1
2014	Florida	18-0	28-4
2015	Texas A&M	16-2	23-6
2016	Missouri	16-2	25-5
	Florida	16-2	26-3
2017	Florida	17-1	30-2
	Kentucky	17-1	29-4
2018	Kentucky	18-0	26-5
2019	Florida	16-2	25-4
	Kentucky	16-2	23-6
2020-21	Kentucky	19-1	24-1
2021	Kentucky	17-1	25-5
2022	Florida	15-3	25-6
	Kentucky	15-3	22-8
2023	Kentucky	17-1	21-8
2024	Kentucky	14-2	23-8
2025	Kentucky	15-0	30-3

SEC TOURNAMENT CHAMPIONS*

Year	Champion	Runner-Up	Site
1979	Kentucky	Tennessee	Tuscaloosa, Ala.
1980	Kentucky	Tennessee	Lexington, Ky.
1981	**Tennessee**	**Alabama**	**Knoxville, Tenn.**
1982	**Tennessee**	**LSU**	**Baton Rouge, La.**
1983	Kentucky	Tennessee	Lexington, Ky.
1984	**Tennessee**	**Kentucky**	**Knoxville, Tenn.**
1985	Georgia	LSU	Oxford, Miss.
1986	LSU	Georgia	Gainesville, Fla.
1987	Kentucky	Florida	Baton Rouge, La.
1988	Kentucky	Tennessee	Pensacola, Fla.
1989	LSU	Georgia	Pensacola, Fla.
1990	LSU	Georgia	Mobile, Ala.
1991	LSU	Florida	Mobile, Ala.
1992	Florida	LSU	Birmingham, Ala.
1993	Florida	Georgia	Birmingham, Ala.
1994	Florida	Georgia	Gainesville, Fla.
1995	Florida	Arkansas	Baton Rouge, La.
1996	Florida	Arkansas	Columbia, S.C.
1997	Arkansas	Florida	Athens, Ga.
1998	Florida	Arkansas	Fayetteville, Ark.
1999	Florida	Arkansas	Knoxville, Tenn.
2000	Florida	LSU	Gainesville, Fla.
2001	Florida	Arkansas	Knoxville, Tenn.
2002	Florida	Arkansas	Fayetteville, Ark.
2003	Florida	Arkansas	Columbia, S.C.
2004	**Tennessee**	**Florida**	**Gainesville, Fla.**
2005	Florida	Alabama	Tuscaloosa, Ala.
2025	Kentucky	Texas	Savannah, Ga.

* Discontinued from 2005-2024 and restarted in 2025

ALL-AMERICANS

25 Lady Vols who have earned All-America honors since 1982, 23 since 2004.

4 All-Americans in one year, a feat Tennessee has accomplished four times: 2004, 2005, 2011 and 2023.



BEVERLY ROBINSON
DECATUR, GA.
OUTSIDE HITTER

1982
AVCA All-America First Team



APRIL CHAPPLE
INGLEWOOD, CALIF.
OUTSIDE HITTER

1984
Asics Tiger/USVBA All-America
AVCA All-America Second Team



KRISTEN ANDRE
KELSEYVILLE, CALIF.
MIDDLE BLOCKER

2004
AVCA All-America Hon. Mention

2005
Vball Magazine All-America First Team
AVCA All-America Second Team



JULIE KNYTYCH
2004
AVCA All-America Third Team

2005
AVCA All-America Hon. Mention



AMY MORRIS
MICHIGAN CITY, IND.
OUTSIDE HITTER/
DEFENSIVE SPECIALIST

2004
AVCA All-America Hon. Mention

2005
Vball Mag. All-America Third Team



MICHELLE PIANTADOSI
BOCA RATON, FLA.
OUTSIDE HITTER

2004
AVCA All-America Hon. Mention



YULIYA STOYANOVA
SOFIA, BULGARIA
OUTSIDE HITTER

2005
AVCA All-America Hon. Mention

2006
AVCA All-America Hon. Mention



SARAH BLUM
TULSA, OKLA.
MIDDLE BLOCKER

2006
AVCA All-America Hon. Mention

ALL-AMERICANS



NIKKI FOWLER
DALLAS, TEXAS
OUTSIDE HITTER

2008
AVCA All-America Hon. Mention

2009
AVCA All-America Hon. Mention

2010
AVCA All-America Third Team



LESLIE CIKRA
CHAGRIN FALLS, OHIO
OUTSIDE HITTER

2011
AVCA All-America Hon. Mention



CHLOE GOLDMAN
MONTEREY, CALIF.
DEFENSIVE SPECIALIST/LIBERO

2009
AVCA All-America Hon. Mention



DEEDEE HARRISON
NASHVILLE, TENN.
MIDDLE BLOCKER

2011
AVCA All-America Hon. Mention



LEAH HINKEY
GLENWOOD SPRINGS, COLO.
MIDDLE BLOCKER

2010
AVCA All-America Hon. Mention



KELSEY ROBINSON
BARTLETT, ILL.
OUTSIDE HITTER

2011
AVCA All-America Second Team
Vball Mag. All-America Second Team

2012
AVCA All-America Hon. Mention



KAYLA JETER
SOLON, OHIO
OUTSIDE HITTER

2010
AVCA All-America Hon. Mention



MARY POLLMILLER
LITTLETON, COLO.
SETTER

2011
AVCA All-America Hon. Mention

ALL-AMERICANS

2 All-Americans from the state of Tennessee: DeeDee Harrison (2011) and Ellen Mullins (2012, 2013). Both were from Nashville.

4 All-Americans from California, the most from any state: Chapple (1984), Andre (2004, 2005), Goldman (2009) and Runnels (2021)



ELLEN MULLINS
NASHVILLE, TENN.
LIBERO/DEFENSIVE SPECIALIST

2012
AVCA All-America Hon. Mention

2013
AVCA All-America Hon. Mention



ERICA TREIBER
UNIONVILLE, MICH.
MIDDLE HITTER

2016
AVCA All-America Hon. Mention

2018
AVCA All-America Hon. Mention
Vball Mag. All-America Second Team



TESSA GRUBBS
TEGA CAY, S.C.
OUTSIDE HITTER

2018
AVCA All-America Hon. Mention
Vball Mag. All-America Hon. Mention



DANIELLE MAHAFFEY
CINCINNATI, OHIO
MIDDLE BLOCKER

2021
AVCA All-America Hon. Mention
Vball Mag. All-America Hon. Mention



BREANA RUNNELS
BAKERSFIELD, CALIF.
OUTSIDE HITTER

2021
Vball Mag. All-America Hon. Mention



MORGAHN FINGALL
FAIRFAX, VA.
RIGHT SIDE

2022
AVCA All-America Second Team
Vball Mag. All-America Fourth Team

2023
AVCA All-America First Team
Vball Mag. All-America First Team



CAROLINE KERR
CHAMPAIGN, ILL.
SETTER

2023
AVCA All-America Second Team
Vball Mag. All-America Fourth Team

2024
Vball Mag. All-America Fourth Team
AVCA All-America Hon. Mention

2025
AVCA All-America Hon. Mention



JENAISYA MOORE
GERMANTOWN, MD.
OUTSIDE HITTER

2023
Vball Mag. All-America Third Team
AVCA All-America Hon. Mention

ALL-AMERICANS



YELIANIZ TORRES
VEGA BAJA, PUERTO RICO
LIBERO

2023
AVCA All-America Hon. Mention



NINA CAJIC
SUBOTICA, SERBIA
OUTSIDE HITTER

2024
AVCA All-America Second Team
Vball Mag. All-America Third Team





Nikki Fowler and Caroline Ker are the only two Lady Vols to earn All-American honors for three years. Fowler did so first, earning Third Team All-American honrs in 2010. Kerr garnered All-American honrs in her first three seasons of play at Tennessee.

SEC HONORS & AWARDS

ALL-SEC

1979	Alfreda Booker
	Lisa Huntley
	Ingrid Mueller
1980	Tanya Haave
	Lisa Huntley
1981	Marie Therese Gillcrist
	Robin Maine
	Lezil McPhail
1982	Elizabeth Chavez
	April Chapple
	Bonnie Kenny
	Robin Maine
	Beverly Robinson
1983	Betsy Chavez
	Robin Maine
	Beverly Robinson
1984	April Chapple
1986	Laurie Caraher
1987	Dianne Shoemaker
1988	Stephanie Ehlers
	Dianne Shoemaker
1990	Kristy Dobson
1991	Tamala Brightman
1992	Tamala Brightman
1993	Tamala Brightman
1994	Sonja Thomas (2nd)
1995	Kelly Hamilton (2nd)
1996	Kelly Hanlon (2nd)
1997	Kim Obiala (2nd)
1998	Chris Jestila (2nd)
	Ariana Wilson (2nd)
1999	Ariana Wilson
	Erica Brez (2nd)
	Stephanie Knight (2nd)
	Erica Lear (2nd)
2000	Ariana Wilson
	Janelle Hester (2nd)
	Erica Lear (2nd)
2001	Erica Lear
	Ariana Wilson
	Janelle Hester (2nd)
2003	Kristen Andre (2nd)
2004	Kristen Andre
	Amy Morris
	Yuliya Stoyanova (2nd)
	Michelle Piantodosi (2nd)
2005	Kristen Andre
	Yuliya Stoyanova
	Sarah Blum (2nd)
	Julie Knytych (2nd)
	Amy Morris (2nd)
2006	Sarah Blum
	Yuliya Stoyanova (2nd)
2008	Nikki Fowler
2009	Nikki Fowler
	Chloe Goldman
	Kayla Jeter (2nd)
	Farren Powe (2nd)
2010	Nikki Fowler
	Kayla Jeter
	Leah Hinkey (2nd)
2011	Leslie Cikra
	Kelsey Robinson
	DeeDee Harrison
	Tiffany Baker (2nd)
	Mary Pollmiller (2nd)
2012	Kelsey Robinson
	Tiffany Baker (2nd)
2018	Erica Treiber
	Tessa Grubbs
2019	Tessa Grubbs
2020	Lily Felts
2021	Natalie Hayward
	Breana Runnels
2022	Morgahn Fingall
2023	Morgahn Fingall
	Caroline Kerr
	Jenaisya Moore
2024	Nina Cajic
	Caroline Kerr (2nd)
2025	Caroline Kerr
	Hayden Kubik

SEC PLAYER OF THE YEAR

2011	Kelsey Robinson

SEC COACH OF THE YEAR

1984	Bob Burtucci
1987	Sandy Lynn
1988	Sandy Lynn
2004	Rob Patrick
2008	Rob Patrick
2011	Rob Patrick
2023	Eve Rackham Watt

SEC DEFENSIVE PLAYER OF THE YEAR

2004	Amy Morris
2009	Chloe Goldman

SEC FRESHMAN OF THE YEAR

2007	Nikki Fowler
2011	Mary Pollmiller

SEC ALL-FRESHMAN TEAM

2006	Leah Hinkey
2007	Nikki Fowler
2009	Leslie Cikra
2010	Kelsey Robinson
2011	Tiffany Baker
	Mary Pollmiller
2015	Erica Treiber
2016	Tessa Grubbs
2018	Lily Felts
2022	Keondreya Granberry
2023	Caroline Kerr
2025	Zoë Humphrey

SEC SCHOLAR ATHLETE OF THE YEAR

2010	Nikki Fowler
2022	Morgahn Fingall
2023	Morgahn Fingall

SEC TOURNAMENT MVP*

1982	Beverly Robinson
1984	April Chapple
2004	Amy Morris

SEC ALL-TOURNAMENT TEAM*

1979	Ingrid Mueller
1980	Tanya Haave
	Lisa Huntley
1981	Robin Maine
	Lezil McPhail
	Beverly Robinson
1982	April Chapple
	Bonnie Kenny
	Beverly Robinson
1983	Robin Maine
	Beverly Robinson
	Elizabeth Chavez
1984	April Chapple
	Dona Monaco
	Laura Wessberg
1987	Laurie Carher
	Lisa Stegman
1988	Stephanie Ehlers
	Dianne Shoemaker
1999	Ariana Wilson
2000	Ariana Wilson
2003	Michelle Piantadosi
2004	Julie Knytych
	Amy Morris
2005	Julie Knytych
2025	Gülce Güçtekin

>> * Tournament was discontinued after 2005 and restarted in 2025 season

ACADEMIC HONORS & AWARDS

SEC ACADEMIC HONOR ROLL

1983	Bonnie Kenney
	Mary Gossett
1984	Mary Gossett
	Tanya Haave
1985	Donna Monaco
	Kris Ledbetter
	Janet Simonitsch
1986	Kris Ledbetter
	Donna Monaco
	Janet Simonitsch
1987	Wendy Jones
	Dianne Shoemaker
	Lisa Stegman
1988	Wendy Jones
	Lynn Klus
1990	Kristy Dobson
	Karen Kyer
	Annette Young
1991	Niki Bishop
	Wendy Dilworth
	Kristy Dobson
1992	Niki Bishop
	Wendy Dilworth
	Tiffany Washington
1993	Niki Bishop
	Wendy Pitcher
	Molly Mooney
1994	Cecilia Lennartsson
	Molly Mooney
1995	Kerry Ginter
	Jenny Meeks
1996	Abbey Blazer
	Kerry Ginter
	Mary Heinecke
	Jenny Meeks
	Kim Obiala
	Jodee Scott
	Christy Warren
1997	Lauren Clayton
	Kerry Ginter
	Mary Heinecke
	Lynn Lovinger
	Jenny Meeks
	Kim Obiala
	Christy Warren
1998	Lauren Clayton
	Mary Heinecke
	Chris Jestila
	Kim Obiala
	Christine Warren
	Ariana Wilson
1999	Amanda Bergey
	Lauren Clayton
	Melissa Kowalski
	Andrea Peterson
	Lauren Proctor
	Ariana Wilson
2000	Erika Brez
	Lauren Clayton
	Jennifer Elliott
	Kristen Clements
	Laura Paul
	Andrea Peterson
	Lauren Proctor
	Kelli Scott
	Ariana Wilson
2001	Jennifer Elliott
	Laura Paul
	Andrea Peterson
	Lauren Proctor
	Kelli Scott
	Ariana Wilson
2002	Kristen Clements
	Alex Compeau
	Jennifer Elliott
	Whitney Gifford
	Andrea Peterson
	Michelle Piantadosi
	Kelli Scott
2003	Kristen Andre
	Whitney Gifford
	Heather Harrington
	Morgan Miltner
	Amy Morris
2004	Kristen Andre
	Sarah Blum
	Whitney Gifford
	Julie Knytych
	Amy Morris
	Annie Sadowski
2005	Kristen Andre
	Sarah Blum
	Julie Knytych
	Amy Morris
	Annie Sadowski
	Yulia Stoyanova
2006	Sarah Blum
	Milan Clarke
	Kelsey Fautsch
	Chelsea Noble
	Carol Cheade
	Annie Sadowski
2007	Jena Berg
	Carol Cheade
	Milan Clarke
	Leah Hinkey
	Jaye Loyd
	Kylie Marshall
2008	Carol Cheade
	Milan Clarke
	Nikki Fowler
	Chloe Goldman
	Lauren LeFlamme
	Kylie Marshall
2009	Carol Cheade
	Nikki Fowler
	Amanda Friday
	Chloe Goldman
	Kayla Jeter
	Kelsey Mahoney
	Kylie Marshall
	Emily Steinbeck
2010	Jasmine Brown
	Leslie Cikra
	Nikki Fowler
	Amanda Friday
	DeeDee Harrison
	Kayla Jeter
	Kelsey Mahoney
	Emily Steinbeck
	Leah Hinkey
2011	Nikki Brice
	Jasmine Brown
	Leslie Cikra
	DeeDee Harrison
	Kayla Jeter
	Kelsey Mahoney
	Ellen Mullins
	Kelsey Robinson
	Carly Sahagian
	Kylann Scheidt
2012	Tiffany Baker
	Nikki Brice
	Jasmine Brown
	Leslie Cikra
	DeeDee Harrison
	Whitney Heeres
	Kayla Jeter
	Ellen Mullins
	Mary Pollmiller
	Kelsey Robinson
	Stephanie Stoll
	Mercedes Vaughn
2013	Nikki Brice
	Megan Hatcher
	Whitney Heeres
	Jamie Lea
	Ellen Mullins
	Brooke Speyerer
	Ashlyn Sunseri
2014	Lexi Dempsey
	Megan Hatcher
	Taylor Johnson
	Shealyn Kolosky
	Jamie Lea
	Ashley Mariani
	Kayleigh Moody
	Bridgette Villano
2015	Kelsey Bawcombe
	Claudia Coco
	Lexi Dempsey
	Megan Hatcher
	Taylor Johnson
	Kayleigh Moody
	Bridgette Villano
2016	Kelsey Bawcombe
	Stephanie Buss
	Claudia Coco
	Mackenzie Cooler
	Bri Holmes
	Breana Jeter
	Taylor Johnson
	Nora Reed
	Erica Treiber
	Bridgette Villano
2017	Alyssa Andreno
	Stephanie Buss
	Mackenzie Cooler
	Sedona Hansen
	Breana Jeter
	Asha Phillips
	Brooke Schumacher
	Erica Treiber
2018	Alyssa Anderno
	Madison Coulter
	Sedona Hansen
	Breana Jeter
	Asha Phillips
	Brooke Schumacher
	Stephanie Spencer
	Erica Treiber
	Callie Williams
2019	Alyssa Andreno
	Ava Bell
	Lily Felts
	Tessa Grubbs
	Danielle Mahaffey
	Giana Pellizzon
	Raquel Perinar
	Asha Phillips
	Addisyn Rowe
2020	Ava Bell
	Madison Bryant
	Madison Coulter
	Lily Felts
	Morgahn Fingall
	Natalie Hayward
	Kailey Keeble
	Danielle Mahaffey
	Emily Merrick
	Gabby Morris
	Giana Pellizzon
	Raquel Perinar
	Madisen Werdell
2021	Ava Bell
	Madison Bryant
	Lily Felts

ACADEMIC HONORS & AWARDS

	Morgahn Fingall
	Natalie Hayward
	Danielle Mahaffey
	JaKya Moore
	Gabrielle Morris
	Giana Pellizzon
	Raquel Perinar
2022	Emily Beeker
	Abby Ekeler
	Morgahn Fingall
	Natalie Hayward
	Ashllyn King
	Erykah Lovett
	Danielle Mahaffey
	Abigail Matoso
	Ava Moes
	JaKya Moore
	Klaudia Pawlik
	Kylie Robinson
2023	Katie Barrier
	Emily Beeker
	Kadynce Boothe
	Jasmine Brooks
	Raeven Chase
	Abby Ekeler
	Morgahn Fingall
	Keondreya Granberry
	Sydney Jaynes
	Caroline Kerr
	Ashllyn King
	Erykah Lovett
	Ava Moes
	Kya Moore
	Klaudia Pawlik
	Mackenzie Plante
	Kylie Robinson
	Cate Schnell
	Yelianiz Torres
	Lauren Woodford
2024	Katie Barrier
	Emily Beeker
	Paityn Chapman
	Orian Drore
	Abby Ekeler
	Keondreya Granberry
	Sydney Jaynes
	Caroline Kerr
	Ashllyn King
	Hayden Kubik
	Klaudia Pawlik
	Mackenzie Plante
	Julianna Santiago
	Cate Schnell
	Camdyn Stucky
	Chelsea Sutton
2025	Paityn Chapman
	Maggie Dostic
	Keondreya Granberry
	Gülce Güçtekin
	Sydney Jaynes
	Alaina Jarrett
	Caroline Kerr
	Hayden Kubik
	Mackenzie Plante
	Cate Schnell
	Camdyn Stucky
	Chelsea Sutton
	Brynn Williams

CSC ACADEMIC ALL-AMERICANS

2006	Kelsey Fautsch (3rd Team)
2010	Nikki Fowler (1st Team)
2021	Ava Bell (2nd Team)
2023	Morgahn Fingall (1st Team)

CSC ACADEMIC ALL-DISTRICT

2002	Kelli Scott (1st Team)
2003	Amy Morris (3rd Team)
2005	Kristen Andre (2nd Team)
2006	Kelsey Fautsch (1st Team)
2007	Jena Berg (2nd Team)
2008	Nikki Fowler (1st Team)
2009	Nikki Fowler (1st Team)
2010	Nikki Fowler (1st Team)
2020	Ava Bell (1st Team)
2021	Ava Bell (1st Team)
2022	Morgahn Fingall
	Klaudia Pawlik
2023	Morgahn Fingall
2024	Nina Cajic
	Caroline Kerr
2025	Gülce Güçtekin
	Caroline Kerr
	Hayden Kubik

AVCA REGIONAL AWARDS, HONORS & RANKINGS

AVCA TOP 25 FINISHES

1982	No. 14
1983	No. 14
2004	No. 10
2005	No. 6
2009	No. 24
2010	No. 24
2011	No. 19
2012	No. 20
2018	No. 19
2023	No. 9
2025	No. 24

AVCA ALL-REGION

1999	Ariana Wilson
2000	Erica Lear
2001	Arian Wilson
2004	Kristen Andre
	Julie Knytych
	Amy Morris
	Michelle Piantadosi
	Yuliya Stoyanova (hm)
2005	Kristen Andre
	Julie Knytch
	Yuliya Stoyanova
	Amy Morris (hm)
2006	Sarah Blum
	Yuliya Stoyanova
2008	Nikki Fowler
	Chloe Goldman (hm)
2009	Nikki Fowler
	Chloe Goldman
2010	Nikki Fowler
	Leah Hinkey
	Kayla Jeter
2011	Leslie Cikra
	DeeDee Harrison
	Mary Pollmiller
	Kelsey Robinson
2012	Kelsey Robinson
	Ellen Mullins (hm)
2013	Ellen Mullins
2016	Erica Treiber
2018	Erica Treiber
	Tessa Grubbs
2021	Danielle Mahaffey
	Natalie Hayward (hm)
	Morgahn Fingall (hm)
2022	Morgahn Fingall
2023	Morgahn Fingall
	Caroline Kerr
	Jenaisya Moore
	Yelianiz Torres (hm)
2024	Nina Cajic
	Keondreya Granberry
	Caroline Kerr
2025	Gülce Güçtekin
	Caroline Kerr
	Hayden Kubik

AVCA ALL-REGION COACH OF THE YEAR

2008	Rob Patrick

AVCA ALL-REGION PLAYER OF THE YEAR

2023	Morgahn Fingall

AVCA ALL-REGION FRESHMAN OF THE YEAR

2004	Yuliya Stoyanova
2011	Mary Pollmiller

AVCA ALL-TIME RANKINGS

1982

Nov. 15	15
Nov. 29	16
Final	14

1983

Preseason	14
Sept. 12	15
Sept. 19	14
Sept. 26	16
Oct. 3	13
Oct. 10	14
Oct. 17	14
Oct. 24	14
Oct. 31	14
Nov. 7	15
Nov. 14	14
Nov. 21	13
Nov. 28	13
Final	14

1984

Preseason	16
Sept. 11	19

1985

Preseason	19
Sept. 10	19
Sept. 17	19

2004

Sept. 13	22
Sept. 20	24
Sept. 27	20
Oct. 4	18
Oct. 11	17
Oct. 18	17
Oct. 25	16
Nov. 1	15
Nov. 8	15
Nov. 15	12
Nov. 22	10
Nov. 29	10
Dec. 6	9
Final	10

2005

Preseason	9
Sept. 5	16
Sept. 12	16
Nov. 14	25
Nov. 28	23
Dec. 5	17
Final	6

2006

Preseason	11
Sept. 4	12
Sept. 11	13
Sept. 18	17
Sept. 25	17
Oct. 2	18
Oct. 9	18
Oct. 16	25

2009

Nov. 30	24
Final	24

2010

Preseason	19
Aug. 30	17
Sept. 6	14
Sept. 13	18
Sept. 20	20
Sept. 27	23
Oct. 4	22
Oct. 11	24
Oct. 18	21
Oct. 25	22
Nov. 1	22
Nov. 8	21
Nov. 15	21
Nov. 22	21
Nov. 29	19
Final	24

2011

Preseason	25
Sept. 26	23
Oct. 3	19
Oct. 10	18
Oct. 17	20
Oct. 24	20
Oct. 31	16
Nov. 7	15
Nov. 14	14
Nov. 21	15
Final	19

2012

Preseason	15
Aug. 27	14
Sept. 3	16
Sept. 10	17
Sept. 17	21
Sept. 24	25

2018

Oct. 29	T-25
Nov. 5	23
Nov. 12	22
Nov. 19	22
Nov. 26	T-19
Final	19

2019

Preseason	19
Sept. 2	21

2021

Sept. 6	23
Sept. 13	22
Sept.20	21
Sept. 27	20
Oct. 4	22
Oct. 11	21
Oct. 18	20
Oct. 25	21
Nov. 1	22
Nov. 8	24

2023

Aug. 28	24
Sept. 4	18
Sept. 11	15
Sept. 18	14
Sept. 25	12
Oct. 2	12
Oct. 9	10
Oct. 16	12
Oct. 23	12
Oct. 30	11
Nov. 6	10
Nov. 13	8
Nov. 20	8
Nov. 27	11
Final	9

2024

Preseason	15
Sept. 2	17
Sept. 9	16
Sept. 16	15
Sept. 23	T20

2025

Sept. 15	24
Sept. 22	22
Sept. 29	20
Oct. 6	17
Oct. 13	16
Oct. 20	16
Oct. 27	16
Nov. 3	19
Nov. 10	19
Nov. 17	18
Nov. 24	17
Dec. 1	18
Final	24

ALL-TIME ROSTER

A

Billye Anderton	1969
Kristen Andre	2002-05
Alyssa Andreno	2016-19
Bianca Arellano	2012
Megan Arner	2000-01

B

Tiffany Baker	2011-12
Cindy Ballew	1971
Katie Barrier	2023-24
Kelsey Bawcombe	2014-16
Abby Bayona	1985
Emily Beeker	2021-24
Ava Bell	2019-21
Jena Berg	2006-07
Mandy Bergey	1998-99
Robin Bise	1975-78
Niki Bishop	1990-93
Abbey Blazer	1995-96
Sarah Blum	2003-06
Beverly Bond	1978-79
Alfreda Booker	1979-80
Kadynce Boothe	2022-23
Diane Borgerding	1982-85
Carissa Bradford	2020
Krista Brenner	2007
Abby Brewer	2013
Erika Brez	1998-99
Nikki Brice	2011-13
Tamala Brightman	1990-93
Mindy Britten	1996-97
Cheri Brooks	1977
Jasmine Brooks	2020-23
Jasmine Brown	2009-12
Iesha Bryant	2014
Madison Bryant	2019-21
Amy Buchanan	1992-94
Cynthia Buggs	2003-04
Raegan Burns	**2026-pres.**
Stephanie Buss	2015-17

C

Nina Cajic	2024
Linda Caldwell	1969-70
Brenda Cantwell	1981-83
Nicoletta Capizzi	2020
Laurie Caraher	1984-87
Caley Carter	2001
Paityn Chapman	2024-25
April Chapple	1981-84
Raeven Chase	2023
Betsy Chavez	1981-83
Carol Cheade	2006-09
Marilyn Childress	1970-72
Teri Childress	1976-79
Meg Chislett	1975-77
Leslie Cikra	2009-12
Milan Clarke	2005-08
Lauren Clayton	1996-99
Kristen Clements	1999-00
Cindy Clowers	1975, 77
Claudia Coco	2014-16
Susie Cole	1969
Mackenzie Cooler	2016-17
Teresa Colquitt	1977
Alex Compeau	2000-02
Madison Coulter	2017-20
Mary Clare Cloghlan	2001
Martha Cummins	1975-76
Nancy Curtis	1972
Trinia Cuseo	2000-01

D

Caroline Davis	1971-74
Lexi Dempsey	2013-15
Wendy Dilworth Pitcher	1990-93
Sally Discenza	1976
Kristy Dobson	1988-91
Maggie Dostic	**2025-pres.**
Mary Doyle	1977
Orian Drore	2024
Izzy Durnell	2021
Karen Dyer	1988-91

E

Stephanie Ehlers	1985-88
Abby Ekeler	2022-24
Jennifer Elliott	1999-00
Lori Emberton	1978
Janet England	1975-78
Debbie Enloe	1973-75

F

Kelsey Fautsch	2005-06
Lily Felts	2018-21
Morgahn Fingall	2019-23
Martha Flowers	1977-79
Mindy Flynn	2005-08
Nikki Fowler	2007-10
Amanda Friday	2008-10
Emma Frietch	**2026-pres.**
Ruthie Fritts	1969-71
Jasmine Fullove	2002-05

G

Beverly Garner	1980-82
Linda Garren	1975
Kamille Gibson	2023
Whitney Gifford	2001-04
Marie Therese Gillcrist	1978-81
Kerry Ginter	1994-97
Debbie Goade	1970-72
Chloe Goldman	2006-09
Mary Gossett	1981-84
Keondreya Granberry	2022-25
Tessa Grubbs	2016-19
Gülce Güçtekin	2025
Natalie Guerra	2009

H

Tanya Haave	1980, 84
Kim Hackler	1980-83
Pam Hackler	1980-81
Nancy Haggerty	1976
Denise Hagler	1989
Annie Haines	1974
Diane Hale	1971-74
Holly Hall	1978
Nia Hall	**2026-pres.**
Joan Hamilton	1969-71
Tiffany Hamilton	1992-93
Michaela Hanakova	2008
Kelly Hanlon	1995-97
Sedona Hansen	2016-19
Heather Harrington	2002-05
DeeDee Harrison	2008-12
Megan Hatcher	2012-15
Lynn Hays	1970
Natalie Hayward	2020-22
Whitney Heeres	2012-13
Mary Heinecke	1995-98
Kalyn Helton	2013-14
Raina Hembry	2013-16
Nancy Henderson	1977
Janelle Hester	1999-02
Alyssa Hilby	2008-10
Leah Hinkey	2006-10
Bri Holmes	2015-16
Kathy Homan	1972
Cathy Houk	1981
Courtney Huettemann	1994-97
Nikki Huffman	2001
Zoë Humphrey	2025
Lisa Huntley	1979-80
Christine Hynes	1983-84

J

Mahuli Jakubek	1978-79
Alaina Jarrett	**2025-Pres.**
Sydney Jaynes	**2023-Pres.**
Breana Jeter	2016-18
Kayla Jeter	2008-12
Chris Jestila	1996-98
Kanisha Jimenez	2014-17
Joselyn Johnson	2004-07
Taylor Johnson	2014-15
Eryn Jones	2024-25
Sydney Jones	2025
Wendy Jones	1986-89

K

Carlie Kearney	2004
Kailey Keeble	2019-21
Bonnie Kenny	1980-83
Trula Kerns	1972-75
Caroline Kerr	**2022-Pres.**
Cathy Kidd	1969-71
Ashllyn King	2021-24
Kristen Kinker	1987
Keyton Kinley	2017
Lynn Klus	1988-90
Stephanie Knight	1998-00
Julie Knytych	2002-05
Shealyn Kolosky	2011-14
Melissa Kowalski	1997-99
Hayden Kubik	2024-25

L

Megan LaBernz	1993
Paola Laborda	2021-22
Laurén LaFlamme	2004-08
Sylvia Lane	1976
Jamie Lea	2013-14
Erica Lear	1998-01
Kris Ledbetter	1984-85
Lisa Lee	1978-79
Cissi Lennartsson	1993-94
Jaye Loyd	2006-08
Erykah Lovett	2022-23
Lynn Lovingier	1995-98
Alex Lynch	2012

M

Danielle Mahaffey	2018-22
Kelsey Mahoney	2008-2011
Robin Maine	1980-83
Ajack Malual	2024
Barb Mannix	1986
Pam Maples	1970-72
Ashley Mariani	2013-14
Kylie Marshall	2006-09
Mallory Matheney	**2026-pres.**
Abigail Matoso	2022
Alice McKenzie	1970
Pam McMahan	1981-82
Lezlie McPhail	1980-81
Jenny Meeks	1994-96
Emily Merrick	2019-22
Morgan Miltner	2002-03
LeeAnn Mitchell	1979-80
Ava Moes	2021
Izzy Mogridge	2025
Donna Monaco	1984-86
Kaleigh Moody	2013-15
Molly Mooney	1991-94
JaKya Moore	2020-23
Jenaisya Moore	2023
Marisa Moore	1974-76
Terri Sue Moore	1978
Amy Morris	2003-05
Gabrielle Morris	2020-21
Jamie Mossburg	2000
Courtney Mueller	2015-16
Ingrid Mueller	1979
Nancy Mueller	1988-91
Ann Mullins	2003-04
Ellen Mullins	2010-13
Jamie Myers	1986-89

N

Kristan Nastulski	1988-91
Mary Natwick	1976-79
Chelsea Noble	2005-06
Kim Obiala	1995-98

O

Jean Ann O'Connor	1969
Kris O'Dell	1977
Jolene Oddo	**2026-pres.**
Olivia Okoro	2012
Melissa Olmstead	1983
Brenda Ott	1972-75

P

Klaudia Pawlik	2021-25
Michelle Piantadosi	2001-04
Laura Paul	1999-00
Gabrielle Peitsch	2017-18
Gianna Pellizzon	2018-21
Raquel Perinar	2018-21
Camille Perry	**2026-pres.**
Andrea Peterson	1998-01
Asha Phillips	2016-19
Tracy Pitner	1977
Mackenzie Plante	**2023-Pres.**
Mary Pollmiller	2011-12
Carol Porter	1970-71
Susan Porter	1969
Farren Powe	2006-09
Suzy Pressly	1976
Lauren Proctor	1998-99
Burline Pullin	1972-73

R

Jackie Ramsdale	2005
Amy Rauch	1989-90
Nora Reed	2015-16
Beverly Robinson	1982-83
Kelsey Robinson	2010-12
Kylie Robinson	2022-23
Kennedi Rogers	**2026-pres.**
Susie Rohrer	1972-74
Addisyn Rowe	2018-19
Jennifer Rudy	2002-03
Amy Rule	1973-75
Jane Rule	1969-70
Breana Runnels	2021

S

Annie Sadowski	2003-06
Carly Sahagian	2010-11
Kathy St. Clair	1974-77
Julianna Santiago	2024
Ann Scarbrough	1969
Kylann Scheidt	2010-11
Stephanie Scheper	1983-85
Holly Schetzsle	2001
Cate Schnell	2023-25
Sue Schultze	1972
Brooke Schumacher	2015-2018

ALL-TIME ROSTER

Olivia Schwamberger	2017
Jodee Scott	1995-96
Kelli Scott	1999-02
Jan Seeley	1973
Nicole Shanhan	2021
Rosie Sherrod	1972
Dianne Shoemaker	1985-88
Phyllis Silcock	1974
Janet Simonitsch	1984-85
Maureen Skalitzky	1986
Carmen Smith	1971
Jennifer Smith	1992
Rebekah Smith	2009
Stephanie Spencer	2017-2018
Brooke Speyerer	2013
Anna Stakkestad	1993
Lisa Stegman	1985-88
Emily Steinbeck	2009-10
Lisa Stewart	1983
Stephanie Stoll	2011-12
Jalyn Stout	**2026-pres.**
Yuliya Stoyanova	2004-07
Allison Stricklin	1994-95, 1997
Camdyn Stucky	2024-25
Ashlyn Sunseri	2012-13
Chelsea Sutton	**2024-Pres.**

T

Sabrina Tabakoki	2014
Anni Tang	**2026-pres.**
Michelle Taylor	1978-80
Connie Thomas	1989
Michelle Thomas	1996
Sonja Thomas	1991-94
Susan Thornton	1976
Rita Tingle	1972
Yelianiz Torres	2023
Erica Treiber	2015-2018
Pamela Towers	1978
Kendra Turner	2014-17

U

Pat Upchurch	1972

V

Britney Vallez	2016
Mercedes Vaughn	2011-12
Brooklynne Villano	2018-19
Bridgette Villano	2013-16

W

Ava Walker	1973-74
Vonda Ward	1994
Christy Warren	1995-98
Tiffany Washington	1990-93
Madisen Werdell	2019-20
Laura Wessberg	1984
Rachel Westfield	1996
April Williams	1981
Brynn Williams	2025
Callie Williams	2017-19
Jade Williams	**2026-pres.**
Kathy Williams	1976-77
Morgan Williams	**2026-pres.**
Starr Williams	2025
Ariana Wilson	1997-01
Shannon Wilson	1972
Lynne Winders	1970-71
Carly Wishlow	2013
Lauren Woodford	2023-24
Dee Wright	1973

Y

Annette Young-Gillcrist	1987-90

Z

Brittany Zahn	2003-04
Erin Zammett	1996
Beth Zarestky	1997

TENNESSEE'S FACILITIES & ATTENDANCE

Top 25 Volleyball Crowds

In Eve Rackham Watt's eight seasons on Rocky Top, Tennessee has had 24 of its top-25 crowds in program history. In 2025, the Lady Vols shattered the program record for total attendance and average attendance for the third year in a row. Tennessee had 57,056 cheer on the Lady Vols throughout the campaign, and average of 3,804 per game. The seven of the top-10 highest attended matches in program history happened during the 2025 season.

Opp.	Att.	Fac.	Date
1. #7 Texas	9,226	Food City Center	9/25/26
2. Illinois	8,212	Food City Center	9/1/26
3. Colgate	7.924	Food City Center	8/28/26
4. USF	7,654	Food City Center	8/29/25
5. Ole Miss	6,730	Food City Center	10/9/26
6. Fairfield	6,687	Food City Center	8/29/26
7. Wofford	6,417	Food City Center	9/4/25
8. #7 Penn State	6,193	Food City Center	8/30/24
9. Morehead State	5,987	Food City Center	8/29/26
10. #4 Kentucky	5,735	Food City Center	10/21/26
11. #15 Kentucky	5,707	Food City Center	10/16/24
12. Samford	5,437	Food City Center	9/5/25
13. Coastal Carolina	5,265	Food City Center	9/12/26
14. #21 Georgia Tech	5,041	Food City Center	9/9/25
15. Georgia	4,443	Food City Center	9/24/25
16. Alabama	4,408	Food City Center	9/25/24
17. Winthrop	4,213	Food City Center	9/5/25
18. Florida	3,946	Food City Center	10/15/25
19. #25 UCLA	3,702	Food City Center	9/5/24
20. LIU	3,399	Food City Center	9/6/24
21. #5 Kentucky	3,376	TBA	10/27/21
22. #6 Illinois	3,342	TBA	8/30/19
23. Georgia	3,311	TBA	10/28/05
24. #25 Auburn	3,306	Food City Center	10/20/24
25. Western Michigan	2,766	Food City Center	9/19/24

>> * denotes NCAA Tournament

GOOD TO BE HOME

After spending 10 seasons in Stokely Athletics Center, the Lady Vols are entering their 19th season playing in Food City Center (previously called Thompson-Boling Arena through the 2022 season).

Record at Food City Center/Thompson-Boling Since 2008

Year	Record	Pct.
2008	11-3	.786
2009	13-2	.867
2010	12-2	.857
2011	14-1	.933
2012	9-4	.692
2013	2-13	.133
2014	3-10	.231
2015	9-3	.750
2016	9-3	.750
2017	9-5	.643
2018	14-1	.933
2019	8-5	.615
2020-21	8-4	.667
2021	12-3	.800
2022	12-4	.750
2023	14-2	.875
2024	10-3	.769
2025	12-3	.800
All-Time	**181-71**	**.718**



Yearly Attendance Averages

Year	Fac.	Avg.	Att.
2025	Food City Center	3,804	57,056
2024	Food City Center	3,196	41,544
2023	Food City Center	1,722	27,553
2022	TBA	1,002	16,025
2021	TBA	955	14,332
2020-21*	TBA	471	5,648
2019	TBA	1,471	19,127
2018	TBA	1,100	16,504
2017	TBA	707	10,603
2016	TBA	963	11,630
2015	TBA	840	11,754
2014	TBA	800	10,406
2013	TBA	720	11,514
2012	TBA	1,083	14,703
2011	TBA	1,190	17,852
2010	TBA	983	13,761
2009	TBA	772	11,585
2008	TBA	485	6,788
2007*	Stokely	427	5,982
2006*	Stokely	422	6,334
2005*	Stokely	742	8,901
2004*	Stokely	443	6,652
2003*	Stokely	353	3,883

>> * Yearly attendance records only go back to 2003
>> * 2020-21 season was limited capacity due to COVID-19 protocols

STATS BOX // OLD FACILITY RECORDS

TOP ALUMNI CROWDS

	Opponent	Attendance	Date
1.	Pacific	900	9/22/83
2.	Hawaii	798	10/10/84
3.	Mississippi State	618	10/9/85
4.	Georgia	577	11/13/92
5.	Mississippi State	512	9/24/95
	Eastern Kentucky	512	11/6/85

TOP STOKELY CROWDS

	Opponent	Attendance	Date
1.	Florida	1,337	10/22/04
2.	Kentucky	907	11/10/00
3.	Florida	806	11/17/06
4.	Florida Atlantic	737	9/4/98
5.	Florida	734	10/30/05

