

### #8/6 [4] TENNESSEE VOLUNTEERS

27-6 (12-6 SEC)

VS

### #4/4 [2] FLORIDA GATORS

29-4 (14-4 SEC)

**Head Coach:** Rick Barnes (Lenoir-Rhyne, 1977)  
**Record at Tennessee:** 229-107 (.682) / 10th season  
**Career Record:** 833-421 (.664) / 38th season  
**vs. Florida:** 10-4 / same with Tennessee

**Head Coach:** Todd Golden (Saint Mary's, 2008)  
**Record at Florida:** 69-33 (.676) / third season  
**Career Record:** 126-69 (.646) / ninth season  
**vs. Tennessee:** 2-2 / same with Florida

GAME 34 | TENNESSEE vs. FLORIDA - Sunday, March 16, 2025 | 1 p.m. ET | Nashville, Tenn. | Bridgestone Arena (18,500)



#### TV | ESPN

Dan Shulman, PxP  
 Jay Bilas, analyst  
 Jess Sims, reporter

#### VIDEO STREAM

WatchESPN.com, ESPN App

#### BROADCAST INFORMATION

#### RADIO | Vol Network

Bob Kesling, PxP  
 Bert Bertelkamp, analyst  
 Tim Berry, engineer

#### RADIO STREAM | National

SiriusXM 84, SXM App



FLORIDAGATORS.COM

#### SERIES HISTORY

**ALL-TIME:** 82-60    **HOME:** 52-18    **AWAY:** 26-38    **NEUTRAL:** 4-4    **BARNES ERA:** 10-4  
**STREAK:** Won 1    **FIRST MEETING:** 22-19 home win (1/7/27)    **LAST MEETING:** 64-44 home win (2/1/25)

#### PROJECTED STARTERS (AVERAGES ARE FROM 2024-25)

#	Name	Yr.	Pos.	Ht.	Wt.	Hometown	PPG	RPG	APG	Other	Career Highs
2	Chaz Lanier	5th	G	6-5	207	Nashville, Tenn.	17.9	3.8	1.0	40.4 3P% 35p, 10r, 5a, 5s, 2b, 48m	
<i>Sporting News Third Tm. A-A: Wooden Award Top 15; AP First Tm. All-SEC: T-No. 11 in DI in 3PM/gm (3.30): 4+ 3PM 13x, 21+ PTS 13x</i>											
5	Zakai Zeigler	Sr.	G	5-9	172	Long Island, N.Y.	13.5	3.0	7.3	1.9 spg 26p, 9r, 15a, 5s, 2b, 40m	
<i>Sporting News Third Tm. A-A: Wooden Top 15; 2x SEC DPOY; 3x All-SEC (2x first-teamer); No. 5 in DI in APG; UT's STL leader (242)</i>											
7	Igor Miličić Jr.	Sr.	F	6-10	225	Rovinj, Croatia	10.2	7.1	2.1	47.3 FG% 26p, 16r, 5a, 3s, 5b, 44m	
<i>10+ reb, 22x (8x at UT) and 15x D-D: 13p/18r/5a in first SEC game (most reb. at UT since 3/23/14); 2023-24 Third Team All-AAC</i>											
15	Jahmai Mashack	Sr.	G	6-4	202	Fontana, Calif.	6.2	4.2	1.5	1.6 spg 16p, 8r, 5a, 4s, 2b, 34m	
<i>No. 3 in DI with 7.0 DBPM; Field of 68 NDPOY; Among 10 Naismith DPOY semifinalists; Chair of SEC MBB Leadership Council</i>											
34	Felix Okpara	Jr.	F	6-10	245	Lagos, Nigeria	7.3	6.3	0.3	1.7 bpg 16p, 15r, 2a, 4s, 5b, 35m	
<i>Shooting 58.8% from field (61 dunks); 2+ BLK 41x last two years (T-No. 5 in DI); Tied for No. 7 on UT single-season BLK list (57)</i>											

#### THE MATCHUP

- This is the first SEC Tournament title game between the two sides.
- Tennessee's 82 wins over Florida are tied for its fourth-most versus any foe. It has 132 victories against Vanderbilt, 100 versus Georgia, 91 versus Mississippi State and an equal 82 against Auburn.
- UT is 9-3 in its last 12 matchups with Florida, dating to 2/21/18, after going 1-5 in the prior six.
- The Volunteers are 4-3 in AP top-25 clashes versus Florida. This is the sides' third AP top-10 matchup of the season after they had zero previously.
- The two regular season matchups in the series were decided by 50 total points. Florida won by 30 on its home floor and UT, without both Zakai Zeigler (injury) and Igor Miličić Jr. (illness), won by 20 on its home court.
- The Gators, making their second straight SEC finals trip, placed second in the SEC and are 11-1 since losing at UT on 2/1/25.
- Florida is paced by senior guard Walter Clayton Jr., a First Team All-SEC choice, who is averaging 17.4 ppg and 4.4 apg.

#### NEWS & NOTES

- The Volunteers are 76-58 (.567) in SEC Tournament play, with five titles. They are 13-7 (.650), with one crown, in Rick Barnes' tenure.
- Tennessee owns a 5-8 record in SEC championship contests, including 1-2 under Rick Barnes. This is its fourth finals berth in the last seven tournaments.
- Tennessee is 1-4 all-time in its home state in SEC title games. It is 0-2 in Nashville and 1-2 in Knoxville. UT is looking to win an SEC Tournament crown in the Volunteer State for the first time since 1936 when it beat Alabama, 29-25, in Knoxville on 3/2/36.
- During its active 78-week streak in the AP Poll, dating to the 2021-22 preseason release, Tennessee has played just 16 of its 140 games as a lower-ranked team, posting a 10-6 record. That includes a 9-4 mark since 1/22/22 and a 7-2 tally versus SEC foes.
- This is UT's seventh AP top-eight clash versus an SEC foe this year; it went 4-2 in the first six. The Volunteers played seven such prior games in program history before 2024-25, going 3-4.

#### NEWS & NOTES

- With 833 wins, Rick Barnes is tied with John Calipari for ninth all-time (min. 10 years in DI) and for the most among active coaches.
- Zakai Zeigler owns Tennessee's single-season assist record with 234, six away from the SEC top 10. His 706 career assists are seven shy of the UT record, while his UT-best 242 steals are four away from a top-10 spot on the SEC's all-time list. *More on Page 11.*
- Chaz Lanier is 10 points away from the 25th 600-point season in UT history. He would be the 16th different Vol to hit that mark.
- UT now has 27 wins for the sixth time. Four are under Rick Barnes.
- Tennessee's 198 victories over the last eight seasons (2017-25) rank co-eighth nationally, alongside Auburn and San Diego State. Only Gonzaga (238), Houston (238), Duke (216), Kansas (212), Purdue (204), Saint Mary's (199) and Liberty (199) own more.
- Over the last four years, UT leads or co-leads DI in wins over teams in the AP top 25 (29), top 20 (25), top 15 (22), top 10 (12), top five (seven) and top three (four).

## 2024-25 SCHEDULE

#### RECORD

27-6

SEC	12-6
NON-CONFERENCE	15-0
HOME	16-1
AWAY	6-5
NEUTRAL	5-0

DATE	OPPONENT (TV)	TIME/SCORE (TV)
027	[12/12] #17/18 Indiana (EXH.)	L, 66-62 (SECN+)

N4	[12/12] Gardner-Webb	W, 80-64 (SECN+)
N9	[12/12] at RV/-- Louisville	W, 77-55 (ACCN2)
N13	[11/9] Montana	W, 92-57 (SECN+)
N17	[11/9] RV/-- Austin Peay	W, 103-68 (SECN+)
N21	[11/9] vs. Virginia*	W, 64-42 (CBSSN)
N22	[11/9] vs. #13/14 Baylor*	W, 77-62 (CBSSN)
N27	[7/6] UT Martin	W, 78-35 (SECN+)

D3	[3/3] Syracuse+	W, 96-70 (ESPN)
D10	[1/1] vs. Miami%	W, 75-62 (ESPN)
D14	[1/1] at RV/RV Illinois	W, 66-64 (FOX)
D17	[1/1] Western Carolina	W, 84-36 (SECN+)
D23	[1/1] Middle Tennessee State	W, 82-64 (SECN)
D31	[1/1] Norfolk State	W, 67-52 (SECN+)

J4	[1/1] #23/RV Arkansas*	W, 76-52 (ESPN)
J7	[1/1] at #8/8 Florida*	L, 73-43 (ESPN2)
J11	[1/1] at Texas*	W, 74-70 (ESPN)
J15	[6/6] #23/23 Georgia*	W, 74-56 (SECN)
J18	[6/6] at Vanderbilt*	L, 76-75 (SECN)
J21	[6/7] #14/14 Mississippi State*	W, 68-56 (ESPN2)
J25	[6/7] at #1/1 Auburn*	L, 53-51 (ESPN)
J28	[8/8] #12/12 Kentucky*	L, 78-73 (ESPN)

F1	[8/8] #5/6 Florida*	W, 64-44 (ESPN)
F5	[4/4] #15/16 Missouri*	W, 85-81 (SECN)
F8	[4/4] at RV/-- Oklahoma*	W, 70-52 (ESPN)
F11	[5/4] at #15/18 Kentucky*	L, 75-64 (ESPN)
F15	[5/4] Vanderbilt*	W, 81-76 (SECN)
F22	[6/6] at #7/7 Texas A&M*	W, 77-69 (ESPN)
F25	[5/5] at LSU*	W, 65-59 (SECN)

M1	[5/5] #6/6 Alabama*	W, 79-76 (ESPN)
M5	[4/4] at RV/RV Ole Miss*	L, 78-76 (ESPN2)
M8	[4/4] South Carolina*	W, 76-65 (SECN)
M14	[8/6] vs. Texas=	W, 83-72 (ESPN)
M15	[8/6] vs. #3/3 Auburn=	W, 70-65 (ESPN)
M16	[8/6] vs. #4/4 Florida=	1 p.m. (ESPN)

**Bold** - home game (Food City Center; Knoxville, Tenn.)

\* - SEC game

^ - Baha Mar Championship (Nassau, Bahamas)

+ - SEC/ACC Challenge (Knoxville, Tenn.)

% - Jimmy V Classic (New York, N.Y.)

= - SEC Tournament, Nashville, Tenn.

[XX/XX] - Tennessee ranking

All times Eastern and subject to change

If you are viewing these game notes on a wifi-enabled device, click on any final score above to view the recap, highlights, pressers and more from that contest.

## WINNING WAYS

In the last eight years (2017-25), Tennessee paces the SEC in league victories (98), league winning percentage (.685) and postseason victories (20), plus is co-first in total victories (198) and a narrow second in overall winning percentage (.732). In that span, UT has three SEC titles, claiming the regular season crown in both 2018 and 2024, plus the tournament title in 2022.

Over just the last four seasons (2021-25), the Volunteers lead the SEC in total victories (106), sit a close second in overall winning percentage (.757) and place co-second in both league victories (51) and league winning percentage (.708). *More information can be found on Page 3.*

## QUICK FACTS

### THE BASICS

**Location:** Knoxville, Tenn.  
**Founded:** 1794  
**Conference:** Southeastern  
**Enrollment:** 38,728  
**Colors:** Orange (PMS 151) & White  
**Nickname:** Volunteers  
**Mascot:** Smokey  
**Band:** Pride of the Southland  
**University President:** Randy Boyd  
**Knoxville Chancellor:** Dr. Donde Plowman  
**Faculty Athletics Rep:** Dr. Matt Harris  
**Director of Athletics:** Dr. Daniel J. White  
**Athletic Department Phone:** 865-974-1220  
**Ticket Office Phone:** 1-800-332-VOLS (8657)

### COURT FACTS

#### FOOD CITY CENTER

**Normal Capacity:** 21,678  
**Record in Arena:** 469-143 (.766), 38th season  
**Record on Current Floor:** 30-3 (.909), second season  
**Largest Crowd:** 25,610 vs. Kentucky (1/21/89)  
**Largest Crowd at Current Capacity:** 22,547 vs. Auburn (2/28/24)

## MEDIA INFORMATION

### CREDENTIALS

Outlets interested in obtaining credentials to cover Tennessee basketball home games must apply for credentials via Sports Systems:

[www.sportssystem.com/clients/seccredentials/](http://www.sportssystem.com/clients/seccredentials/)

Applications for single-game credentials should be submitted at least five days in advance of the game(s) one plans to cover.

### COVERING PRACTICE

Only select Tennessee basketball practices are open to the media. Contact Associate AD Alex Schwartz (alexschwartz@tennessee.edu) for dates and times. See Pages 348-349 of the UT Record Book for specific coverage guidelines.

### WEEKLY PRESS CONFERENCES


Rick Barnes and select Tennessee players are typically available for interviews twice weekly during the season (in addition to postgame availabilities). For a particular week's schedule, please email Alex Schwartz (alexschwartz@tennessee.edu).

## STRATEGIC COMMS. STAFF



#### ALEX SCHWARTZ

Associate AD of Strategic Comms.  
 C: 609-802-3674  
 O: 865-974-7501  
 E: [alexschwartz@tennessee.edu](mailto:alexschwartz@tennessee.edu)  
 X/Twitter: [@AlexJSchwartz](https://twitter.com/AlexJSchwartz)



#### PRESTON JONES

Strategic Comms. Graduate Assistant  
 C: 865-919-3300  
 O: 865-919-3300  
 E: [pjones54@vols.utk.edu](mailto:pjones54@vols.utk.edu)  
 X/Twitter: [@Preston\\_Jones13](https://twitter.com/Preston_Jones13)



## TENNESSEE ROSTER (NUMERICAL/ALPHABETICAL)

No.	Name	Pos.	Ht.	Wt.	Cl.	Hometown / Previous School
2	Chaz Lanier	G	6-5	207	5th	Nashville, Tenn. / North Florida / The Ensworth School
3	Bishop Boswell	G	6-4	203	Fr.	Charlotte, N.C. / Myers Park
5	Zakai Zeigler	G	5-9	172	Sr.	Long Island, N.Y. / Our Saviour Lutheran School
7	Igor Miličić Jr.	F	6-10	225	Sr.	Rovinj, Croatia / Charlotte / Virginia / ProGenius Ulm (Germany)
8	Darlinstone Dubar	G	6-6	220	5th	Charlotte, N.C. / Hofstra / Iowa State / Scotland Campus (Pa.)
11	Jordan Gainey	G	6-4	190	Sr.	Tucson, Ariz. / USC Upstate / South Kent School (Conn.)
12	Cade Phillips	F	6-9	216	So.	Jacksonville, Ala. / Link Academy (Mo.)
13	J.P. Estrella	F	6-11	250	So.	Scarborough, Maine / Brewster Academy (N.H.)
15	Jahmai Mashack	G	6-4	202	Sr.	Fontana, Calif. / Etiwanda
21	Campbell Duncan	G	6-6	200	Fr.	Austin, Texas / Anderson
23	Grant Hurst	G	6-2	208	RJr.	Cleveland, Tenn. / UT Martin / Cleveland
24	Gavin Paull	G	5-11	158	Fr.	Austin, Texas / Westlake
34	Felix Okpara	F	6-11	235	Jr.	Lagos, Nigeria / Ohio State / Link Academy (Mo.)
35	Ben Linnemyer	G	6-6	205	Fr.	Columbia, Mo. / Link Academy

No.	Name	Pos.	Ht.	Wt.	Cl.	Hometown / Previous School
3	Bishop Boswell	G	6-4	203	Fr.	Charlotte, N.C. / Myers Park
8	Darlinstone Dubar	G	6-6	220	5th	Charlotte, N.C. / Hofstra / Iowa State / Scotland Campus (Pa.)
21	Campbell Duncan	G	6-6	200	Fr.	Austin, Texas / Anderson
13	J.P. Estrella	F	6-11	250	So.	Scarborough, Maine / Brewster Academy (N.H.)
11	Jordan Gainey	G	6-4	190	Sr.	Tucson, Ariz. / USC Upstate / South Kent School (Conn.)
23	Grant Hurst	G	6-2	208	RJr.	Cleveland, Tenn. / UT Martin / Cleveland
2	Chaz Lanier	G	6-5	207	5th	Nashville, Tenn. / North Florida / The Ensworth School
35	Ben Linnemyer	G	6-6	205	Fr.	Columbia, Mo. / Link Academy
15	Jahmai Mashack	G	6-4	202	Sr.	Fontana, Calif. / Etiwanda
7	Igor Miličić Jr.	F	6-10	225	Sr.	Rovinj, Croatia / Charlotte / Virginia / ProGenius Ulm (Germany)
34	Felix Okpara	F	6-11	235	Jr.	Lagos, Nigeria / Ohio State / Link Academy (Mo.)
24	Gavin Paull	G	5-11	158	Fr.	Austin, Texas / Westlake
12	Cade Phillips	F	6-9	216	So.	Jacksonville, Ala. / Link Academy (Mo.)
5	Zakai Zeigler	G	5-9	172	Sr.	Long Island, N.Y. / Our Saviour Lutheran School

**Head Coach:** Rick Barnes

*Overall Record:* 833-421 (38th season)

*Record at Tennessee:* 229-107 (112-67 SEC) (10th season)

**Associate Head Coach:** Justin Gainey (fourth season, third as AHC)

**Assistant Coach:** Rod Clark (fourth season)

**Assistant Coach:** Gregg Polinsky (fourth season, third as AC)

**Assistant Coach:** Bryan Lentz (seventh season, first as AC)

**Assistant Coach:** Lucas Campbell (fifth season, first as AC)

**Director of Basketball Ops.:** Mary-Carter Eggert (10th season)

**Director of Sports Performance:** Garrett Medenwald (10th season)

**Athletic Trainer:** Chad Newman (29th season)

**Director of Video and Analytics:** Luke Schapker (seventh season)

**Assistant Director of Player Development:** Riley Collins (first season)

**Player Development Coordinator:** Justin Caldwell (first season)

**Administrative Specialist:** Janet Reynolds (22nd season)

**Graduate Assistant:** Scott Daughtry (second second)

**Graduate Assistant:** Isaiah Sulack (first season)

**Student Assistant Coach:** Colin Coyne (first season)

### PRONUNCIATION GUIDE

**Darlinstone Dubar:** DAR-lin-stone doo-BAR

**J.P. Estrella:** uh-STRELL-uh

**Chaz Lanier:** luh-NEER

**Ben Linnemyer:** lin-UH-my-urr

**Jahmai Mashack:** juh-MY MAY-shack

**Igor Miličić Jr.:** EE-gore MILL-ih-chich

**Felix Okpara:** ock-PAR-uh

**Zakai Zeigler:** zuh-KY ZEE-glur

**Garrett Medenwald:** MAY-dihn-wald

### BREAKDOWN BY LOCATION

**Country:** United States (13), Croatia, Nigeria

**State:** North Carolina (2), Tennessee (2), Texas

(2), Alabama, Arizona, California, Maine,

Missouri, New York

### BREAKDOWN BY CLASS

**Fifth-Years:** Two

**Seniors:** Four

**Juniors:** Two (one RS)

**Sophomores:** Three

**Freshmen:** Four



@VOL\_HOOPS



TENNESSEE BASKETBALL



# BY THE NUMBERS

**800** Rick Barnes (833) is one of 16 DI head coaches to earn **800** wins, with **John Calipari** and **Bill Self** the only others who are active.

**78** UT has appeared in 92 of the last 95 AP Top 25 Polls, including the past **78**, the second-longest active streak in the nation.

**22** Since 12/22/21, Tennessee is **22-9** versus AP top-15 foes, including 12-6 against AP top-10 teams and 7-4 versus the AP top five.

**4** **Zakai Zeigler**, the two-time reigning SEC DPOY, is the only **(4)** four-time All-SEC Defensive Team honoree in league history.

## WINNING WAYS

- Over the last eight seasons (2017-25), Tennessee paces all SEC programs in postseason victories (20), co-leads the league in total victories (198) and sits a close second in overall winning percentage (.733). In that span, UT has three SEC titles (2018 and 2024 regular seasons, 2022 tournament).
- In that same span, the Vols are one of only two SEC teams with an overall winning percentage above .700, alongside Auburn (.739).
- Over SEC play across the same eight-year period, Tennessee (.98-45; .685) is first in league victories and league winning percentage. Only Kentucky (97-46; .678), Auburn (96-48; .667) and Alabama (91-53; .632) are also at 85-plus wins and/or a .600 clip.
- In just the last four seasons (2021-25), the Vols own a 106-34 (.757) overall record. That is good for the most wins and the second-best winning percentage in the SEC, above Auburn (104-32; .765) in the former and closely trailing it in the latter.
- In that same four-year span, Tennessee (51-21; .708) is co-second, alongside Alabama (51-21; .708), in the SEC in both league victories and league winning percentage. It is behind only Auburn (53-19; .736).

## RACKING UP RANKED VICTORIES...

- TOP 25:** In the past four years (2021-25), Tennessee's 29 AP top-25 wins lead DI. Only Alabama (closest SEC team with 26), Connecticut (26), Kansas (26), Iowa State (25) and Purdue (23) are within seven.
- TOP 20:** Tennessee is first in the nation with 25 AP top-20 triumphs over that span. Only Connecticut (24), Kansas (22) and Alabama (closest SEC team with 21) are even within five.
- TOP 15:** The Volunteers lead DI with 22 AP top-15 decisions over those four years. Kansas (20) and Alabama (closest SEC team with 18) are the only schools even within five.
- TOP 10:** Since 2021-22, Tennessee owns 12 AP top-10 wins, co-first nationally, alongside Connecticut (12), Iowa State (12) and Kansas (12). The only school within one is Kentucky (closest SEC team with 11). The 12 wins in that time are against #1 Alabama (2/15/23), vs. #3 Kansas (11/25/22), #3 Auburn (2/26/22), #4 Kentucky (2/15/22), vs. #5 Kentucky (3/12/22), #6 Arizona (12/22/21), #10 Texas (1/28/23), at #10 Kentucky (2/3/24), #5 Florida (2/1/25), at #7 Texas A&M (2/22/25), #6 Alabama (3/1/25) and vs. #3 Auburn (3/15/25).
- TOP FIVE:** In that same four-year span, UT has seven AP top-five victories, the most in the country. Only four other schools have even five: Alabama (six), Arizona (six), Florida (five) and Iowa State (five).

## ...AND DOING SO EFFICIENTLY

- Tennessee, at 29-18 (.617), has the SEC's best record versus AP top-25 foes over the last four seasons (2021-25). Auburn (19-14; .576) places second, while no one else has a mark over .525.
- The Vols are 25-13 (.658) against AP top-20 teams in that span, 12 games over the .500 mark. Auburn (15-11; .577) is second in the SEC, with no other team is above a .500 clip.
- UT is 22-10 (.688) versus AP top-15 foes in that time, also 12 games over .500. Kentucky (16-13; .552) ranks a distant second among SEC schools.
- At 12-7 (.632), the Volunteers have the best record in the SEC against AP top-10 foes over those four seasons. No other SEC team is above .500, as Kentucky (11-12; .478) places a distant second.
- With a 7-5 (.583) figure, Tennessee has the best

record in the SEC versus AP top-five teams in that stretch. Florida (5-4; .556) is the only other team with a mark above even .400.

- The Volunteers, even with their excellent winning percentage, have played the fourth-most games (47) against AP top-25 foes of any SEC team in the last four years (2021-25). They trail just Texas (54), Oklahoma (51) and Alabama (50) in such outings. No other school is at even 40-plus.

## SIX IN A ROW

- Tennessee has reached every NCAA Tournament since 2018. The six straight bids tie 2006-11 for the longest streak in program history. The Volunteers made five trips in a row from 1979-83.
- UT is tied with Houston and Kansas (due to a vacated appearance) for the fourth-longest active NCAA Tournament streak in the nation, trailing only Michigan State (26), Gonzaga (25) and Purdue (nine). Baylor and Colgate are next with five.
- The Vols' current streak includes three—2018, 2023 and 2024—of their 10 all-time Sweet 16 appearances and their second Elite Eight trip ever (2024).
- UT has earned a top-five seed in each of its six NCAA Tournament trips under **Rick Barnes**: No. 3 in 2018, No. 2 in 2019, No. 5 in 2021, No. 3 in 2022, No. 4 in 2023 and No. 2 in 2024.
- The Vols' No. 2 seed in 2024 matched 2019, 2008 and 2006 for their best position ever.

## A PAIR OF ALL-AMERICANS

- Chaz Lanier** and **Zakai Zeigler** both earned *The Sporting News* Third Team All-America plaudits. No other school put multiple players on the list.
- Ernie Grunfeld** and **Bernard King**, arguably the best duo to ever play together in the SEC, form the only other same-season All-American tandem in Tennessee history. They each earned All-America plaudits in both 1975-76 and 1976-77.
- Lanier and Zeigler are also the lone teammate pair on the Wooden Award Top 15 National Ballot, from which the Wooden All-Americans and Wooden Award winner will be selected.
- The two guards form one of just three teammate tandems to make the 30-man Lute Olson Award finalist list.
- Lanier and Zeigler are among the 30 players on the Naismith Trophy Midseason Team, one of just five teammate pairs on the list. Additionally, they are among seven teammate duos on 50-player USBWA Oscar Robertson Trophy Watch List.

## ONE OF THREE

- Tennessee, Auburn and Michigan are the only three schools with multiple finalists for Naismith "Starting Five" positional awards.
- Zakai Zeigler** is one of five finalists for the Bob Cousy Award, given to the nation's top point guard.
- Chaz Lanier** is among five finalists for the Jerry West Award, presented to the best DI shooting guard.

## WEEKLY WINNERS

- Chaz Lanier** owns three SEC Player of the Week honors this year. He is the third Volunteer—the others are **Grant Williams** (three in 2018-19) and **Dalton Knecht** (four in 2023-24)—to win three in a season under **Rick Barnes**. He is also a two-time USBWA National Player of the Week.
- Lanier and **Zakai Zeigler** both have one AP National Player of the Week plaudit this season. Zeigler also possesses one SEC Player of the Week distinction.

## DYNAMIC DEFENDERS

- Jahmai Mashack** and **Zakai Zeigler** form the only teammate duo among the 10 semifinalists for Naismith Defensive Player of the Year. No other school even had two competitors on the prior 15-player watch list. Zeigler is a semifinalist for the season year in a row.
- Mashack and Zeigler are both also finalists for the Lefty Driesell Award. Just four other schools—Auburn, Duke, Houston and St. John's—have multiple selections among the 25 nominees. This is the third consecutive season Zeigler is a finalist.
- On the same day, 3/10/25, Mashack earned Field of 68 National Defensive Player of the Year honors and Zeigler received SEC Defensive Player of the Year recognition. Mashack also joined Zeigler on the SEC All-Defensive Team.
- Zeigler is the third multiple-time SEC Defensive Player of the Year ever, joining Texas A&M's **Robert Williams** (2016-17, 2017-18) and Mississippi State's **Jarvis Varnado** (2007-08, 2008-09, 2009-10). Only Zeigler and Varnado won it outright multiple times.
- Zeigler is the only four-time SEC All-Defensive Team designee in league history. Just three players have even made the cut three times.

## ALL-SEC ACCOLADES

- Zakai Zeigler** and **Chaz Lanier** both won individual SEC awards from the league's head coaches. Zeigler earned SEC Defensive Player of the Year plaudits for the second straight season, while Lanier claimed the inaugural SEC Newcomer of the Year honor.
- The league's coaches tabbed Zeigler a First Team All-SEC competitor and Lanier a Second Team All-SEC designee. Zeigler is the 14th player in program history with at least three All-SEC nods that include two first-team choices. The others are **Dale Ellis**, **Ernie Grunfeld**, **Allan Houston**, **Gilbert Huffman**, **Reggie Johnson**, **Bill Justus**, **Bernard King**, **Len Kosmalski**, **Chris Lofton**, **Dyron Nix**, **Paul "Lefty" Walther**, **Tony White** and **Ron Widby**.
- Zeigler and **Jahmai Mashack** both made the cut for the coaches' SEC All-Defensive Team. This is just the ninth season—10th instance—with multiple players from the same team receiving SEC All-Defensive Team honors, including the second in a row for UT.
- Meanwhile, in the Associated Press voting, Lanier collected First Team All-SEC distinction and Zeigler garnered Second Team All-SEC status.

## QUITE THE CAMPAIGN

- Tennessee's nine AP top-25 wins this season are its most ever, eclipsing the seven it had in both 2023-24 and 2021-22. It has tallied at least seven in three of the last four years after never before doing so.
- UT has seven AP top-15 wins this year, passing 2021-22 (six) for the most in school history. The Vols had five in 2022-23, giving them five-plus in three of the last four years after never before hitting that mark.
- This is the third time in program history, including the second in **Rick Barnes'** tenure, the Vols have logged four AP top-seven (or even AP top-10) victories in a single season, joining 2021-22 and 1976-77.
- Tennessee has 25-plus wins in a season for the ninth time, including the sixth under **Rick Barnes** (all in the last eight years) and the fourth in a row. It reached 25 victories in the regular season for the third time, joining 2018-19 (27-4) and 2007-08 (28-3).
- UT has 27-plus wins for the sixth time (fourth under Barnes). It went 27-9 in 2023-24, 27-8 in 2021-22, 31-6 in 2018-19, 28-9 in 2009-10 and 31-5 in 2007-08

## POLL PRESENCE

- Tennessee has played 236 games as a ranked team in the AP Poll in **Rick Barnes'** tenure, posting a 178-58 (.754) record. Over 70.0 percent of the Volunteers' 336 games since Barnes arrived in 2015-16 have come with the team ranked in the AP Poll, all since 2017-18 (236 of 270, 87.4 percent).
- UT is 157-53 (.748) while in the AP top 20 under Barnes, 126-40 (.759) while top-15, 100-31 (.763) while top-10, 50-15 (.769) while top-five, 25-3 (.893) while top-three and 14-2 (.875) while No. 1.
- The Vols are 37-26 (.587) in AP top-25 matchups under Barnes, including 29-19 (.64) with both teams in the top 20, 20-13 (.606) with both in the top 15 and 11-8 (.579) with both in the top 10.

## TOP-TIER TRIUMPHS

- Tennessee is 43-41 (.512) against AP top-25 foes under **Rick Barnes**, including 27-14 (.659) in its past 41 such games (since 1/22/22).
- The Volunteers are 37-33 (.529) versus AP top-20 teams in Barnes' tenure, including 23-10 (.697) in their last 33 such affairs (since 1/22/22).
- UT is 29-26 (.527) against AP top-15 teams in the Barnes era, including 22-9 (.710) in its last 31 such games (since 12/22/21).
- The Vols own a 17-15 (.531) record versus AP top-10 foes under Barnes, including a 15-9 (.625) mark in their last 24 such contests (since 3/2/19) and a 12-6 (.667) tally in their last 18 (since 12/22/21).
- UT is 11-9 (.550) against AP top-five foes in Barnes' tenure, including 7-4 (.636) in its last 11 such affairs (since 2/15/22). It is 9-2 (.818) versus AP top-five SEC teams, including 8-1 (.889) in its last nine such outings (since 3/2/19). The 11 wins are listed below.

DATE	OPPONENT	SITE	RESULT
Jan. 24, 2017	#4 Kentucky	Knoxville	W, 82-80
Dec. 9, 2018	#1 Gonzaga	Phoenix	W, 76-73
March 2, 2019	#4 Kentucky	Knoxville	W, 71-52
March 16, 2019	#4 Kentucky	Nashville	W, 82-78
Feb. 15, 2022	#4 Kentucky	Knoxville	W, 76-63
Feb. 26, 2022	#3 Auburn	Knoxville	W, 67-62
March 12, 2022	#5 Kentucky	Tampa	W, 69-62
Nov. 25, 2022	#3 Kansas	Bahamas	W, 64-50
Feb. 15, 2023	#1 Alabama	Knoxville	W, 68-59
Feb. 1, 2025	#5 Florida	Knoxville	W, 64-44
March 15, 2025	#3 Auburn	Nashville	W, 70-65

- UT has two Barnes-led exhibition wins over top-five foes: 99-80 vs. #2 Gonzaga in Frisco, Texas (10/28/22) and 89-88 at #4 Michigan State (10/29/23).

## PARTICULARLY POTENT AT HOME

- Under **Rick Barnes**, Tennessee is 23-8 (.742) versus AP top-25 teams at Food City Center, including 18-2 (.900) in its last 20 such games (since 1/30/21).
- The Volunteers are 18-7 (.720) at home against AP top-20 teams in the Barnes era, including 14-2 (.875) in their last 16 such contests (since 1/30/21).
- Tennessee has a 15-5 (.750) mark when hosting AP top-15 squads under Barnes, including a 13-2 (.867) record in its last 15 such affairs (since 1/30/21).
- Barnes has led UT to a 9-1 (.900) ledger at home versus AP top-10 teams, with eight straight wins (since 3/2/19). That includes perfect marks against AP top-six foes (8-0) and versus SEC teams (7-0).
- UT is a perfect 6-0 when hosting AP top-five teams in the Barnes era (all since 1/24/17). The six straight wins are an SEC record, per ESPN, surpassing the mark of five by Kentucky in 1978-84 and 1956-59.
- The Vols won 12 straight home games against AP top-25 foes from 1/30/21 to 2/28/24. That is an SEC record, per CBS Sports, and the longest in DI since Kansas had 17 straight from 1/11/14 to 2/13/17. Nine of those victories were versus top-15 foes, with five against the top 10 and three over top-five teams.
- Tennessee is 20-5 (.800) in AP top-25 home matchups under Barnes, including 14-5 (.737) with both teams in the top 20, 9-2 (.818) with both in the top 15 and 5-0 (1.000) with both in the top 10.

## TAKING DOWN THE TEAM AT THE TOP

- With its 68-59 home victory over top-ranked Alabama on 2/15/23, Tennessee became one of 17 DI schools with at least six wins over AP No. 1 teams.
- Rick Barnes** has led the Volunteers to two of those victories, as UT won each of its first two matchups with the AP No. 1 team during his tenure.
- The Vols, now 2-2 in such contests under Barnes, also beat Gonzaga, 76-73, on 12/9/18 in Phoenix.

## NUMBER 800

- A 86-51 win over Texas A&M (2/24/24) gave **Rick Barnes** the 800th victory of his 37-year career. He is the 15th of 16 DI coaches all-time (min. 10 years in DI) with 800-plus wins.
- Barnes, **John Calipari** and **Adolph Rupp** are the only coaches to hit 800 while in the SEC. **Cliff Ellis** and **Eddie Sutton** did so after leaving the league.
- Just 24 coaches all-time, at any level, have hit 800 NCAA wins. Barnes, **John Calipari** (Arkansas), **Bill Self** (Kansas) and **Dave Holmquist** (DII Biola) are the only four active members of that group.

## NUMBER 200 x2 & 205

- With home wins over Norfolk State (1/2/24), Tarleton State (12/21/23), Georgia Southern (12/12/23), George Mason (12/5/23) and #10 Texas (1/28/23), **Rick Barnes** upped the number of current DI schools he has defeated as a head coach to 200.
- Barnes, who served as the head coach at two of those five schools, then topped Saint Peter's (3/21/24) and Creighton (3/29/24) in the NCAA Tournament to increase the mark to 202. Wins this year over Montana (11/13/24) and Middle Tennessee State (12/23/24) then increased that number to 204.
- In that NCAA Tournament win against Saint Peter's (3/21/24), Barnes hit another 200 mark, as he became the second coach to win 200 games at UT.
- Meanwhile, in that same triumph versus Montana (11/13/24), Barnes earned his 205th win at UT to pass Don DeVoe for sole possession of second place on the program's all-time leaderboard.
- Barnes is one of 19 coaches with 200-plus wins at two DI schools, just six of whom are active. *The full list can be found on page 26.*

## NUMBER 100

- In Tennessee's 66-59 victory at #17/16 South Carolina on 3/6/24 to clinch the outright 2023-24 SEC regular season title, **Rick Barnes** improved to 100-60 in SEC play. He became the 24th coach in league history to reach triple-digit conference wins.
- Barnes is the third coach to win 100 SEC games at UT, joining **Ray Mears** (182-76 in 15 years from 1962-77) and **Don DeVoe** (107-91 from in 11 years from 1978-89). DeVoe went 3-15 at Florida in 1989-90 to finish 110-106 in SEC competition.
- Among active SEC coaches, only Arkansas' **John Calipari** and Auburn's **Bruce Pearl** have more SEC victories than Barnes. Pearl's total includes a 65-31 mark in six years at Tennessee from 2006-11.
- Barnes now has 112 SEC wins through 10 years in the league. He is tied with **Hank Crisp** for No. 18 all-time.

## BEATING THE BEST

- Under **Rick Barnes**, Tennessee has 45 total victories over 14 (of the 37) NCAA champions: Arizona, Arkansas (8x), Baylor, Cincinnati, Duke, Florida (10x), Kansas (2x), Kentucky (11x), Louisville (2x), Maryland, North Carolina, NC State (2x), Syracuse (2x), Virginia and Wisconsin.
- The Volunteers also own non-conference wins during Barnes' tenure over schools such as Colorado, Creighton, Georgia Tech, Gonzaga, Illinois, Iowa, Memphis, Purdue, Texas, Wake Forest, Washington, West Virginia and VCU.
- In his 38 years as a head coach, Barnes owns 185 total wins over 28 (of the 37) programs with a national title. He has never met six of the other nine.

ONE OF ONLY TWO SCHOOLS TO EARN AN

**AP TOP-FIVE RANKING**

IN EACH OF THE LAST FOUR SEASONS



ONE OF ONLY FOUR SCHOOLS TO EARN AN

**AP TOP-SIX RANKING**

IN EACH OF THE LAST FIVE SEASONS



ONE OF ONLY EIGHT SCHOOLS TO EARN AN

**AP NO. 1 RANKING**

IN AT LEAST TWO OF THE LAST SEVEN SEASONS



ONE OF ONLY SEVEN SCHOOLS TO EARN AN

**AP TOP-20 RANKING**

IN EACH OF THE LAST EIGHT SEASONS





## FANTASTIC FIVE

- In 2023-24, **Rick Barnes**, months after becoming a Naismith Memorial Basketball Hall of Fame first-time nominee, led his team to the DI NCAA Tournament for the 28th time, tying **Bob Knight** for fourth in history. Only **Mike Krzyzewski** (36), **Jim Boeheim** (35) and **Roy Williams** (30) have earned more bids.

## 348 WEEKS IN THE TOP 25

- In 38 years as a head coach, **Rick Barnes** has led his teams to a total of 348 weeks in the AP Top 25 Poll, including 172 in the top 10 and 83 in the top five.

SCHOOL	TOP 25	TOP 10	TOP 5	TOP 2	HIGH
George Mason	0	0	0	0	NR
Providence	2	0	0	0	20
Clemson	34	14	6	1	2
Texas	180	84	40	14	1
Tennessee	132	74	37	10	1
<b>TOTAL</b>	<b>348</b>	<b>172</b>	<b>83</b>	<b>25</b>	

## SCHOOL-BY-SCHOOL SUCCESS

- Providence, in a 23-season stretch from 1978-2001, earned a spot in the AP rankings just six times, a third of which came during Barnes' six-year stint.
- Clemson has earned a single-digit ranking in the AP Poll 11 times, all in Barnes' tenure. The Tigers did so nine times in 1996-97 (top-five four times, high of second) and twice in 1997-98 (both fifth).
- Texas had just one AP top-five ranking ever (1/25/82) before hiring Barnes, who guided it to 40 such spots across six different years. The Longhorns had 25 top-10 marks, all in 1978-79 and 1981-82, before Barnes led them to 84 over 10 separate campaigns.
- Tennessee earned 74 AP top-25 rankings and 28 AP top-10 nods in the 14 seasons before the arrival of Barnes, who has 132 and 74, respectively. UT's 37 top-five marks under Barnes over double their full total (17) prior to his tenure. Their 10 top-two rankings are five times their total before his hire (two).

## POLL VOLTS

- Tennessee has been in every AP Poll since the 2021-22 preseason rankings, 78 releases in a row, over doubling the prior program record of 37 (March 1999 to Feb. 2001.) The Volunteers have been top-10 in 48 of those 78, including top-five 23 times.
- UT's 78-week streak is the second-longest in the country, behind only Houston (104). No other team is at even 60-plus, while the closest in the SEC, Kentucky (40), ranks sixth and is 38 weeks behind.
- Dating to the 2020-21 preseason poll, UT has made 92 of 95 releases (not the final three of 2020-21), with 54 top-10 spots and still 23 in the top five.
- Since 11/28/22, UT has earned a top-15 ranking in 51 of the 54 AP Poll releases. It has claimed a top-10 spot in 35 of the 40 releases over the last two seasons, placing top-eight in 31 of the past 34.
- UT reached No. 1 this season, fourth last year, second in 2022-23, fifth in 2021-22 and sixth in 2020-21.
- The Vols, who hit No. 1 in 2018-19, have been in the AP top six in six of the past seven years (2018-25). It hit that mark an equal six times in program history before **Rick Barnes'** tenure (2007-08, 2000-01, 1999-2000, 1969-70, 1967-68 and 1958-59).
- UT has been in the AP top five in five of the last seven seasons (2018-25). It achieved that feat an equal five times before Barnes' arrival (each of the above six seasons except for 1969-70).
- The 2024-25 campaign is the eighth in a row UT has earned an AP top-20 spot. The prior program record was seven straight years (1966-67 to 1972-73).
- UT's current 16-week AP top-10 streak is second-longest tally ever, passing its season-closing mark of 15 in 2023-24. Four of the Vols' six all-time double-digit streaks, including all three of 15-plus, have come since 2018-19 under **Rick Barnes**.
- Tennessee's 10 AP top-five placements this year are its second-most ever, behind its 14 in 2018-19. UT's top three single-season marks are all under Barnes,

as it had nine in 2023-24.

- The Vols' six-week AP top-three streak this season (12/2/24 to 1/6/25) was its second-best such streak ever and tied its second-longest AP top-five streak.

## HIGH-CALIBER COMPANY

- Tennessee and Kansas are the only two schools to earn an AP top-five ranking in each of the last four seasons (2021-25). Only two others, Arizona and Purdue, entered 2024-25 with a three-year streak.
- The Volunteers are one of only four teams to reach the AP top six in each of the past five seasons, alongside Alabama, Houston and Kansas.
- UT is one of just five programs to reach the AP top six in at least six of the last seven seasons (2018-25), alongside Duke, Gonzaga, Kansas and Kentucky. Those are also the only five schools to enter the AP top five in at least five different years in that stretch.
- The Vols are among only eight teams to reach the No. 1 spot in the AP Poll in at least two of the last seven seasons (2018-25), joining Auburn, Baylor, Duke, Gonzaga, Houston, Kansas and Purdue.
- Over that same seven-year stretch (2018-25), UT is also one of seven teams to claim an AP top-two position in at least three seasons, alongside Baylor, Connecticut, Duke, Gonzaga, Kansas and Purdue.
- UT is one of seven schools with an AP top-20 ranking in each of the last eight years (2017-25), alongside Duke, Gonzaga, Kansas, Kentucky, Michigan State and North Carolina. Just two others—Houston and Purdue—have even been AP top-25 each season.
- Additionally, over the last three years (2022-25), the Vols are one of just six teams to reach the AP top two in multiple seasons, joining Alabama, Connecticut, Duke, Kansas and Purdue.

## CHART TOPPER

- Tennessee reached No. 1 in the AP Poll (and Coaches Poll) on 12/9/24 and then again on 12/16/24, 12/23/24, 12/30/24 and 1/6/25. It marked the sixth, seventh, eighth, ninth and 10th times the Volunteers held the top spot in the poll, across three different seasons. Nine of the 10 such positions are under **Rick Barnes** and UT is 14-2 at No. 1 in his tenure.
- UT was No. 1 for one week in 2007-08 (2/25/08) and for four weeks in 2018-19 (1/21/19, 1/28/19, 2/4/19 and 2/11/19). It is 15-3 all-time at No. 1.
- This was the earliest in a season the Vols have ascended atop the poll, as well as their first time doing so in pre-SEC, non-conference play.

## DYNAMITE "D" A UT TRADEMARK

- Tennessee, through 3/15/25, ranks third nationally in KenPom adjusted defensive efficiency (88.5), behind only St. John's (87.6) and Houston (87.8).
- The Volunteers finished third in 2023-24 in KenPom adjusted defensive efficiency (90.2) and placed fifth in DI in field-goal percentage defense (39.4).
- In 2022-23, UT led the nation in KenPom adjusted defensive efficiency (87.5), taking the top spot for 15 weeks. The Vols led all DI teams in 3-point defense (26.5) that year, plus ranked third in scoring defense (57.9) and field-goal percentage defense (37.3).
- In five of the last seven seasons (2017-24), UT has finished top-10 in KenPom adjusted defensive efficiency: third in 2023-24, first in 2022-23, third in 2021-22, fifth in 2020-21 and sixth in 2017-18.
- UT is 101-9 (.918) under **Rick Barnes** when allowing 60 or fewer points, tallying 44 such wins in a row from 3/11/22 to 1/21/25. It was 22-0 in 2022-23.
- The Vols, through 3/12/25, have won 50 straight (40 under Barnes) when conceding 50 points or fewer, since 12/29/12. That includes 12 such victories in 2022-23, matching Houston for the DI lead that year.

## HAPPY AT HOME

- Over the last four seasons (2021-25), the Volunteers' .923 (60-5) home winning percentage is co-third in DI, tying Purdue. That mark trails only Houston

(.942; 6-4) and Norfolk State (.940; 47-3).

- In total, UT is 138-25 (.847) at Food City Center in **Rick Barnes'** 10 years and has twice gone undefeated at home (18-0 in 2018-19 and 16-0 in 2021-22).

## HOLDING SERVE

- Tennessee went undefeated (8-0) on its home court in non-conference play for the fifth straight season. It has now won 36 straight non-conference games at Food City Center, dating to the 2020-21 season opener (12/8/20). According to Elias Sports Bureau, it is the third-longest such streak in UT history.
- UT's 36-game regular season non-conference home winning streak is fifth in DI, per Elias Sports Bureau. It trails only Auburn (60), Drake (49), Baylor (44) and Texas Tech (39). The lone other teams at 27-plus are Akron (36), Wake Forest (35), Iowa State (34), Connecticut (33), Providence (33) and Purdue (32).
- The only other school with 36-plus non-conference regular season home wins and no such losses over the past five years (2020-25) is Texas Tech (39-0). Just four other schools are above 30: Baylor (35-0), Auburn (31-0), Drake (31-0) and Providence (31-0).
- During its streak, Tennessee owns victories over programs such as Arizona, Cincinnati, Colorado, Illinois, Kansas, Syracuse and Texas.

## SEEING THE SECOND WEEKEND

- Tennessee has reached the Sweet 16 in seven of the past 17 NCAA Tournaments (since 2006-07). That is tied for ninth-most trips in that span, matching Michigan, Purdue, Syracuse, Wisconsin and Xavier.
- The Volunteers' trips have come under three coaches: **Rick Barnes** (2024, 2023, 2019), **Cuonzo Martin** (2014) and **Bruce Pearl** (2010, 2008, 2007).
- The only eight schools that own more second-weekend bids over that span are North Carolina (11), Duke (10), Gonzaga (10), Kansas (nine, plus one vacated), Michigan State (nine), Arizona (eight), Kentucky (eight) and UCLA (eight).
- The SEC top-three in that stretch is Kentucky (eight), Tennessee (seven) and Florida (six). No other school has greater than three.

## SHARPSHOOTERS

- Darlinstone Dubar**, **Jordan Gainey**, **Chaz Lanier**, **Igor Miličić Jr.**, and **Zakai Zeigler** all have at least 135 made 3-pointers as collegians.
- That quintet possesses a combined career 3-point mark of 1,018-of-2,806 (36.3 percent).
- The four guards (all except Miličić) each own 170-plus makes. Four of the five (all except Zeigler) are over 34.5 percent in their careers, with Dubar, Gainey and Lanier above 36.0 percent.
- The two fifth-year guards, Lanier and Dubar, are a combined 433-of-1,113 (38.9 percent) from deep as collegians. In 2023-24, Synergy Sports ranked them, respectively, as the nation's most and fourth-most efficient offensive players (min. 15 poss. per game).
- Lanier is tied for the most made 3-pointers (10) in a player's first three outings at UT, plus tied for second on UT's single-game 3-point makes list (eight).

## 1.4K & 1K CLUBS

- Tennessee, Alabama and Ole Miss—all are in the SEC—are the only schools with four 1,400-point scorers. Just 11 others programs have even three.
- Tennessee is also one of 20 teams—seven are in the SEC—with at least five 1,000-point scorers.
- Jordan Gainey** possesses 1,538 points in 133 contests, an average of 11.6 ppg over four years.
- Chaz Lanier** owns 1,519 points across 137 outings, an 11.1 ppg ledger across five campaigns.
- Zakai Zeigler** has 1,483 points in 133 appearances, giving him an 11.2 ppg average in four seasons.
- Darlinstone Dubar** owns 1,459 points in 144 outings, good for 10.1 ppg across five seasons.
- Igor Miličić Jr.**, possesses 1,024 points across 114 games, good for a 9.0 ppg average in four years.

## IN-STATE SUCCESS

- Tennessee is 35-7 (.833) against fellow Volunteer State foes under **Rick Barnes**, including 18-2 (.900) in its last 19 such games.
- The 34 wins are against Vanderbilt (16x), Tennessee Tech (6x), ETSU (3x), Austin Peay (2x), Lipscomb (2x), UT Martin (2x), Chattanooga, Memphis, Middle Tennessee State and Tennessee State.

## BEATING THE BLUEGRASS BLUE BLOOD...

- From 1993-2015—a 22-season stretch that spanned the tenures of seven Tennessee coaches—the Volunteers went 9-35 (.205) against Kentucky, including 7-28 (.200) versus ranked Wildcat squads and 2-21 (.087) with UK in the top 10.
- Since **Rick Barnes** arrived in 2015-16, UT is 11-12 against Kentucky. No other team has even eight-plus wins over UK in that time, while just Auburn (seven) and Kansas have even six. In that span, the Vols own a 10-8 ledger against ranked Wildcat teams, good for twice as many wins as any team in that time (Auburn Kansas have five apiece).
- The Vols are 7-1 against Kentucky teams ranked in the top 10 under Barnes, including 6-1 when the Wildcats are in the top six and 5-1 when they are in the top five. UT is 6-0 in non-road games versus top-10 Kentucky teams in Barnes' tenure.
- UT has topped Kentucky at least once in eight of Barnes' 10 seasons, including each of the first seven. It went 2-1 in 2021-22, 2018-19 and 2017-18. The Vols beat UK in Knoxville four years in a row, 2015-16 through 2018-19, and again in 2021-22.
- Under Barnes, UT is 7-5 against UK with both teams in the AP top 25 and 4-1 with both in the top 10.
- The Vols are 4-4 at Rupp Arena in the last eight seasons (since 2017-18) after going 2-36 in the prior 38 years (1979-2017). **Santiago Vescovi** and **Josiah-Jordan James** both went 3-2 at Kentucky.
- UT's most recent win at Kentucky was a 103-92 decision on 2/3/24. The 103 points marked the Vols' co-second-most ever against the Wildcats, including their top total on the road, eclipsing the prior high of 90 on 1/10/76 (pre-Rupp Arena). It also marked the fourth time any visitor scored triple digits at Rupp Arena, including the second time an SEC team did so, following Arkansas on 1/25/92 (105). The Vols had last scored triple digits in an SEC road game on 2/16/93, notching 101 at Arkansas.
- Under Barnes, UT is 5-5 at home against Kentucky, 4-6 on the road and 2-1 in the SEC Tournament.

## ...BEHIND BARNES' TUTELAGE

- Rick Barnes** is tied with Kevin Stallings for seventh all-time with 12 wins against Kentucky as a head coach. That figure is first among all active DI head coaches and includes an 11-12 record during his Tennessee tenure. He went 0-1 at Texas and 1-1 at Clemson, putting him at 12-14.
- The only other active DI head coach in double figures is Auburn's **Bruce Pearl**, who owns an 11-18 mark. That includes a 4-9 tally during his tenure at Tennessee (2006-11) and a 7-9 record with Auburn.
- The six coaches above Barnes on the list are **Dale Brown** (18), **Billy Donovan** (17), **Bob Knight** (15), **Ray Mears** (15), **Roy Skinner** (14) and **Dean Smith** (13).
- Just seven others, including Barnes and Pearl, are in double figures. Those individuals are **Kevin Stallings** (12), **Don DeVoe** (11), **Wimp Sanderson** (11), **C.M. Newton** (10) and **Roy Williams** (10).
- Of the 13 coaches with 10-plus wins, four coached Tennessee: Barnes (2015-present), Pearl (2006-11), DeVoe (1978-89) and Mears (1962-77). DeVoe went 11-12 at UT and 0-2 at Florida (11-14 overall), while Mears was 15-15 exclusively with the Vols.

## SECOND TIME'S A CHARM

- Over the past eight years (2017-25), **Rick Barnes** has led Tennessee to a 27-9 (.750) record in the second leg of regular season home-and-home series.

## SHOOTING TO SUCCEED

- Over the last four seasons (2021-25), Tennessee is 45-9 (.833) when hitting double-digit 3-pointers in a game, including 27-3 (.900) at home.
- During **Rick Barnes'** first six seasons on Rocky Top, 2015-16 to 2020-21, Tennessee was a strong 20-12 (.625) in such games, including 12-3 (.800) at home, but the last four years have been even better.

## ALL BUT THREE

- Tennessee owns a 105-3 (.972) record under **Rick Barnes** when leading by double digits at halftime.
- The Volunteers have not lost such a game since 11/23/17 against #5/3 Villanova in the Battle 4 Atlantis semifinals in Paradise Island, Bahamas.

## A SUPERB SIGN

- Tennessee is 133-15 (.899) under **Rick Barnes** when holding its opponent to 39.0 percent or worse field-goal shooting, including 72-8 (.900) when its foe shoots 35.0 or below. The Volunteers are a perfect 26-0 (1.000) in Barnes' tenure when holding their opponent to a field-goal clip of 30.0 or under.

## DOMINANT DECISIONS

- Since the start of the 2022-23 campaign, Tennessee has 32 wins by 20-plus points. Twelve of them, a single-season program record, came in 2022-23.
- Of the Volunteers' 37 SEC victories the last three seasons (2022-25), 13 are by at least 20 points (five in 2022-23, six in 2023-24, two in 2024-25).
- In the last three years, UT has 23 wins by 25-plus (12 in 2022-23, six in 2023-24, five in 2024-25), including 18 by 30-plus (nine, five and four, respectively), 14 by 35-plus (four, six and four, respectively) and six by 40-plus (four 2022-23, two in 2024-25).
- Early this season, Tennessee won back-to-back games by 35 points: 92-57 versus Montana (11/13/24) and 103-68 against Austin Peay (11/17/24). It marked the second time in the last three seasons (2022-25) UT has posted at least two straight 35-point wins, joining a three-game stretch in 2022-23.
- In their next home game, the Vols won, 78-35, versus UT Martin (11/27/24), their 26th win by 40-plus in the shot-clock era (since 1985-86), including their 14th in **Rick Barnes'** 10-year tenure. They added an 84-36 triumph over Western Carolina (12/17/24), upping those marks to 27 and 15, respectively.

## SPLENDID START

- Tennessee went 14-0 to begin the 2024-25 season. It tied the 1922-23 season (1/8/1923 to 2/20/1923) for the best start in school history.
- It marked the fifth time UT won 10-plus games in a row to begin a season, including the third in the last century. The other three instances came in 1915-16 (12-0 undefeated season), 1999-2000 (11-0) and 1997-98 (10-0).

## SIGNIFICANT STREAK

- Tennessee's 14 straight victories to open the season tied the second-longest single-season winning streak in program history. The Volunteers won 19 games in a row in 2018-19 (11/28/18 to 2/13/19) under Rick Barnes' leadership and won 14 in a row in 1922-23 (1/8/1923 to 2/20/23).
- In total, UT now has 10 double-digit winning streaks in a single season, as it also achieved the feat in 1976-77 (12), 1915-16 (12), 2007-08 (11), 1999-2000 (11), 1997-98 (10), 1965-66 (10) and 1964-65 (10).
- Including multi-season streaks, Tennessee's 14-game mark in 2024-25 was its co-third-longest ever, as the 12-0 record in 1915-16 was part of a 15-game streak across three seasons (1914-15 to 1916-17).
- In total, this marked the 12th double-digit streak in UT history, as it has two others that were multi-seasons. The Volunteers won 13 in a row across the 1913-14 and 1914-15 campaigns, as well as 12 straight in the 1940-41 and 1941-42 seasons.

## GAME-BY-GAME STARTERS

OPP.	LINEUP (PG-SG-SF-PF-C)
Gardner-Webb at Louisville	Zeigler-Lanier-Mashack-Miličić-Okpara
Montana	Zeigler-Lanier-Mashack-Miličić-Okpara
Austin Peay vs. Virginia	Zeigler-Lanier-Mashack-Miličić-Okpara
UT Martin	Zeigler-Lanier-Mashack-Miličić-Okpara
Syracuse vs. Miami	Zeigler-Lanier-Mashack-Miličić-Okpara
at Illinois	Zeigler-Lanier-Mashack-Miličić-Okpara
Western Caro.	Zeigler-Lanier-Mashack-Miličić-Okpara
Middle Tenn.	Zeigler-Lanier-Mashack-Miličić-Okpara
Norfolk State	Zeigler-Lanier-Mashack-Miličić-Okpara
Arkansas at Florida	Zeigler-Lanier-Mashack-Miličić-Okpara
at Texas	Zeigler-Lanier-Mashack-Miličić-Okpara
Georgia	Zeigler-Lanier-Mashack-Miličić-Okpara
at Vanderbilt	Zeigler-Lanier-Mashack-Miličić-Okpara
Mississippi State	Zeigler-Lanier-Mashack-Miličić-Okpara
at Auburn	Zeigler-Lanier-Mashack-Miličić-Okpara
Kentucky	Zeigler-Lanier-Mashack-Miličić-Okpara
Florida	Gainey-Lanier-Mashack-Dubar-Okpara
Missouri	Zeigler-Lanier-Mashack-Miličić-Okpara
at Oklahoma	Zeigler-Lanier-Mashack-Miličić-Okpara
at Kentucky	Zeigler-Lanier-Mashack-Miličić-Okpara
Vanderbilt	Zeigler-Lanier-Mashack-Miličić-Okpara
at Texas A&M	Zeigler-Lanier-Mashack-Miličić-Okpara
at LSU	Zeigler-Lanier-Mashack-Miličić-Okpara
Alabama	Zeigler-Lanier-Mashack-Miličić-Okpara
at Ole Miss	Zeigler-Lanier-Mashack-Miličić-Okpara
South Carolina	Zeigler-Lanier-Mashack-Miličić-Okpara
vs. Texas	Zeigler-Lanier-Mashack-Miličić-Okpara
vs. Auburn	Zeigler-Lanier-Mashack-Miličić-Okpara
vs. Florida	Zeigler-Lanier-Mashack-Miličić-Okpara

## RECORD BY LINEUP

REC.	LAST	(PG-SG-SF-PF-C)
26-6	3/15/25	Zeigler-Lanier-Mashack-Miličić-Okpara
1-0	2/1/25	Gainey-Lanier-Mashack-Dubar-Okpara

## GAMES STARTED

	Streak	24-25	Career	SEC
Bishop Boswell	-	-	-	-
Darlinstone Dubar	-	1	107	1
J.P. Estrella	-	-	-	-
Jordan Gainey	-	1	59	1
Chaz Lanier	43	33	82	18
Jahmai Mashack	35	33	54	24
Igor Miličić Jr.	11	32	84	17
Felix Okpara	39	33	78	18
Cade Phillips	-	-	-	-
Zakai Zeigler	11	32	78	48

## PLUS/MINUS TRACKER

	GP	Season	High
Zeigler	32	+338	+43 vs. Austin Peay (11/17)
Lanier	33	+330	+32 vs. UT Martin (11/27)
Gainey	33	+308	+30 vs. Syracuse (12/3)
Miličić	32	+286	+42 vs. Austin Peay (11/17)
Mashack	33	+283	+45 vs. W. Carolina (12/17)
Okpara	33	+234	+31 vs. Virginia (11/21)
Phillips	33	+153	+29 vs. W. Carolina (12/17)
Dubar	28	+56	+24 vs. W. Carolina (12/17)
Carr	4	+14	+19 vs. Montana (11/13)
Estrella	3	+12	+12 vs. Gard.-Webb (11/4)
Boswell	20	0	+13 vs. Montana (11/13)



# ROCKY TOP 2024-25 HONORS WATCH

## Rick Barnes

- Skip Prosser Man of the Year Award Finalist

## Darlinstone Dubar

- Lute Olson Award Early Season Watch List

## Jordan Gainey

- College Hoops Today Sixth Man of the Year Finalist

## Chaz Lanier

- The Sporting News Third Team All-American
- First Team All-SEC (AP)
- SEC Newcomer of the Year (Coaches)
- Second Team All-SEC (Coaches)
- College Hoops Today Second Team All-American
- John Fanta Second Team All-American
- Field of 68 Third Team All-American
- Andy Katz Team All-American
- Jerry West Award Finalist, Midseason Top 10 List & Preseason Top 20 Watch List
- Lute Olson Award Finalist
- Riley Wallace Award Finalist
- Wooden Award Top 15 National Ballot & Late Midseason Top 20 Watch List & Midseason Top 25 Watch List
- Naismith Trophy Midseason Team
- USBWA Oscar Robertson Trophy Midseason Watch List
- The Athletic Midseason Second Team All-American
- The Sporting News Midseason Third Team All-American
- FOX Sports Midseason Second Team All-American
- College Hoops Today Early Season Second Team All-American
- 2x USBWA Oscar Robertson National Player of the Week (11/26/24, 1/7/25)
- AP National Player of the Week (1/7/25)
- Lute Olson National Player of the Week (11/25/24)
- 3x SEC Player of the Week (11/25/24, 1/6/25, 2/24/25)
- Baha Mar Championship MVP

## Jahmai Mashack

- University of Tennessee Torchbearer Award
- Field of 68 National Defensive Player of the Year
- SEC All-Defensive Team
- Naismith Defensive Player of the Year Semifinalist & Midseason Watch List
- Lefty Driesell Award Finalist
- SEC Community Service Team
- Allstate NACDA Good Works Team nominee
- Baha Mar Championship All-Tournament Team

## Zakai Zeigler

- The Sporting News Third Team All-American
- SEC Defensive Player of the Year
- First Team All-SEC (Coaches)
- SEC All-Defensive Team
- Second Team All-SEC (AP)
- Bleacher Report Second Team All-American
- College Hoops Today All-America Honorable Mention
- Bob Cousy Award Finalist, Midseason Top 10 List & Preseason Top 20 Watch List
- Lute Olson Award Finalist & Early Season Watch List
- Nolan Richardson Award Finalist
- Lefty Driesell Award Finalist
- Wooden Award Top 15 National Ballot & Midseason Top 25 Watch List
- Naismith Defensive Player of the Year Semifinalist & Midseason Watch List
- Naismith Trophy Midseason Team & Preseason Watch List
- USBWA Oscar Robertson Trophy Midseason Watch List
- The Athletic Midseason All-America Honorable Mention
- College Hoops Today Early Season First Team All-American
- AP National Player of the Week (12/31/24)
- SEC Player of the Week (12/30/24)
- Blue Ribbon Yearbook Preseason Second Team All-American
- Jay Bilas Preseason Third Team All-American
- Preseason First Team All-SEC (Media)
- Preseason First Team All-SEC (Media)

## HOOPS DNA

- Tennessee Vice Chancellor/Director of Athletics **Dr. Daniel J. White** (Danny) played college basketball at Towson (1998-2000) and Notre Dame (2000-02). The Fighting Irish reached the second round of the NCAA Tournament both years he was active.
- Danny's father, **Kevin White**, was the AD at six schools, including five at the DI level and three in a Power Five league, over 38 years. Duke won two national titles in men's basketball (2010, 2015) during his 13 years there, before his 2021 retirement. Notre Dame won a title in women's basketball (2001) his and Danny's first year there.
- Danny's younger brother, **Brian White**, is the AD at Florida Atlantic. In his fifth year, 2022-23, the Owls reached the Final Four for the first time and defeated Tennessee, 62-55, in the Sweet 16.
- Danny's older brother, **Mike White**, a four-year starter at Ole Miss from 1995-99, is in his 14th year as a DI head coach and third at Georgia. He was at Florida from 2015-22 and made four NCAA Tournament trips, reaching the 2017 Elite Eight. He went 101-40 at Louisiana Tech from 2011-15.

## LEGENDARY LEADERS

- **Rick Barnes** is one of six active UT head coaches who have led their team to a No. 1 national ranking. Five, including Barnes, have done so since 2018.

COACH	POLL   YEARS
Rick Barnes, M. Basketball	AP, Coaches   2025, 2019
Josh Heupel, Football	CFP   2022
Tony Vitello, Baseball	all polls   2024, 2022
Brennan Webb, M. Golf	Golfweek   2018
Karen Weekly, Softball	NFCA   2014, 2007
Chris Woodruff, M. Tennis	ITA   2022

## ALL ALONE ... TWICE

- Tennessee is the only school to earn a No. 1 ranking in baseball (Coaches/DIB), men's basketball (AP/Coaches) and football (AP/Coaches/CFP) in the last three academic years (2022-25). It is also the only one to reach the CWS, Elite Eight and CFP in the 2024 calendar year.

## "EVERYTHING SCHOOL"

- In 2023-24, Tennessee claimed its third straight SEC All-Sports Trophy. The Volunteers have earned the trophy in all three of **Daniel J. White's** full years as the AD after never previously winning it.
- After placing a school-best sixth in the 2022-23 LEARFIELD Directors' Cup, UT exceeded that mark with a third-place finish in 2023-24, leading all SEC institutions and trailing only Texas (then Big 12) and Stanford. The Vols totaled 1,217 points and received at least 25 from all 20 of their athletic teams.
- All of UT's athletic teams, for the first time in school history, made the postseason in 2023-24. Only one other Power Five institution, Texas A&M, recorded a postseason appearance in every sport last year.
- In 2023-24, 13 of UT's 20 teams finished in the national top 25, all in the top 20. Ten placed top-10 and four took a top-five spot. The full list is below:
  - ★ #1/1 Baseball | High: #1/1 (*national champion*)
  - ★ #3 Rowing | High: #3
  - ★ #4 Women's Swimming & Diving | High: #4
  - ★ #5/5 Men's Basketball | High: #4/4
  - ★ #6 Women's Cross Country | High: #6
  - ★ #6 Men's Swimming & Diving | High: #6
  - ★ #7 Men's Golf | High: #5
  - ★ #7 Men's Tennis | High: #5
  - ★ #9 Volleyball | High: #8
  - ★ #9/10 Softball | High: #2/3
  - ★ #12 Women's Tennis | High: #12
  - ★ #17/17 Football | High: #11/9
  - ★ #17 Women's Indoor Track & Field | High: #6
- Of UT's 20 teams, 19 earned a top-25 ranking in 2023-24, with 17 reaching the top 15, 13 claiming a top-10 spot and seven peaking in the top five.

## PROMINENT PROGRAMS

- Tennessee is the only school with 1,400-plus wins in both men's and women's basketball. Just five others—Connecticut, Louisiana Tech, Stanford, Stephen F. Austin and Texas—have 1,200-plus in each.
- UT has the fifth-most combined wins between men's and women's basketball, trailing only Duke, Kansas, Kentucky and North Carolina.

## DANCING ON ROCKY TOP

- Tennessee and Gonzaga are the only schools to reach each of the last six—no one else is at even five—NCAA Tournaments in both men's and women's basketball.
- UT was also the only SEC school in 2023-24 to win a bowl game, plus make the men's basketball, women's basketball, soccer and volleyball championships.

## WIDE WINGSPANS, LONG LIMBS

- Four Volunteers possess wingspans at least five inches greater than their listed height.
  - 6-4 **Jahmai Mashack** has a 6-9.25 wingspan (+5.25in)
  - 5-9 **Zakai Zeigler** has a 6-2.25 wingspan (+5.25in)
  - 6-5 **Chaz Lanier** has a 6-10 wingspan (+5in)
  - 6-9 **Cade Phillips** has a 7-2 wingspan (+5in)
- Five Tennessee players own wingspans of at least 6-10. Another is a quarter-inch from that mark.
  - **Felix Okpara** has a 7-2.75 wingspan
  - **Cade Phillips** has a 7-2 wingspan
  - **J.P. Estrella** has a 7-1.75 wingspan
  - **Igor Miličić Jr.**, has a 6-11.5 wingspan
  - **Chaz Lanier** has a 6-10 wingspan
  - **Darlinstone Dubar** is just shy with a 6-9.75 wingspan
- Five Vols have a standing reach of at least two feet and one inch above their listed height.
  - 6-11 **Felix Okpara** has a 9-4.25 reach (+2ft, 5.25in)
  - 6-11 **J.P. Estrella** has a 9-3 reach (+2ft, 4in)
  - 6-9 **Cade Phillips** has an 8-11.75 reach (+2ft, 2.75in)
  - 6-6 **Darlinstone Dubar** has an 8-8.5 reach (+2ft, 2.5in)
  - 6-10 **Igor Miličić Jr.**, has an 8-11.25 reach (+2ft, 1.25in)
  - 6-4 **Jahmai Mashack** has an 8-5 reach (+2ft, 1in)
- Four members of the UT roster own a standing reach of 8-10 or above.
  - **Felix Okpara** has a 9-4.25 reach
  - **J.P. Estrella** has a 9-3 reach
  - **Cade Phillips** has an 8-11.75 reach
  - **Igor Miličić Jr.**, has an 8-11.25 reach

## WEIGHT ROOM WORKERS

- Between his arrival at Tennessee and the start of the season, **Chaz Lanier** increased his vertical jump by over 2.5 inches, while also adding 12.9 pounds to his frame. **Bishop Boswell** upped his vert by nearly 2.1 inches while adding 10.3 pounds and **Darlinstone Dubar** increased his vert by over 2.75 inches.
- **Jordan Gainey**, during his first offseason at UT in advance of the 2023-24 season, added 14.5 pounds and increased his vertical jump by 3.54 inches.
- Between his August 2021 arrival at UT and the start of his senior season, **Zakai Zeigler** added 24.2 pounds and upped his vertical jump by 4.23 inches. He also has a max trap bar deadlift of 465 pounds that is 2.7 times his body weight.
- **Cade Phillips'** max trap bar deadlift of 565 pounds is 2.62 times his body weight, while **Jahmai Mashack** owns a max reverse band back squat of 545 pounds, good for 2.7 times his body weight.
- **Felix Okpara's** isometric belt test shows he can generate 1,626 pounds of vertical force.
- **J.P. Estrella** improved his max bench press by 36 pounds in the offseason, while **Igor Miličić Jr.**, upped his mRSI (fast explosive strength) by 26.7 percent.

## VETERAN VIBES

- UT has 10 scholarship players: two fifth-years, four seniors, one junior, two sophomores and a freshman.
- Seven of the 10 Vols are in at least their third year of college, with six in at least their fourth campaign. Just one does not have prior collegiate experience.

## TRACKING TENNESSEE

Date	AP	Coaches	NET	KPom
Pre	12	12	n/a	13
11/11	11	9	n/a	9
11/18	11	9	n/a	6
11/25	7	6	n/a	5
12/2	3	3	1	2
12/9	1	1	1	2
12/16	1	1	2	2
12/23	1	1	2	3
12/30	1	1	2	3
1/6	1	1	3	4
1/13	6	6	4	6
1/20	6	7	4	6
1/27	8	8	4	6
2/3	4	4	4	4
2/10	5	4	4	4
2/17	6	6	5	5
2/24	5	5	5	5
3/3	4	4	5	5
3/10	8	T-6	5	5
3/17				
Final				

**Ratings Tracker** (through March 15, 2025)  
 BartTorvik: 6 ESPN SOR: 5 Haslametrics: 7  
 ESPN BPI: 6 EvanMiya: 7 WAB: 5

Quad 1 Record: 11-6 (Wins: vs. #2 Auburn, #4 Florida, #6 Alabama, #16 Missouri, at #17 Illinois, at #18 Texas A&M, at #23 Louisville, vs. #30 Baylor, at #39 Texas, vs. #39 Texas, at #43 Oklahoma)  
 Quad 2 Record: 5-0  
 Quad 3 Record: 5-0  
 Quad 4 Record: 6-0

## TEAM STAT RANKINGS

Category   Stat	SEC	NCAA	SEC*
Scoring Offense   74.7	13	148	70.56   13
<b>Scoring Defense   62.3</b>	<b>1</b>	<b>8</b>	66.06   1
<b>Scoring Margin   12.3</b>	<b>3</b>	<b>15</b>	4.50   5
FG Pct.   45.5	10	133	42.9   11
<b>FG Pct. Defense   38.0</b>	<b>1</b>	<b>3</b>	39.7   1
Effective FG Pct.   52.8	7	98	--   --
3P Pct.   34.1	9	169	33.9   8
<b>3P Pct. Defense   27.6</b>	<b>1</b>	<b>1</b>	30.0   2
3PM Per Game   8.3	8	106	8.28   6
3PA Per Game   24.3	8	107	--   --
Free Throw Pct.   74.2	4	104	72.4   12
FTM Per Game   14.6	14	122	--   --
FTA Per Game   19.7	15	148	--   --
Rebounds Per Game   37.00	7	92	36.00   6
<b>Rebound Margin   5.5</b>	<b>4</b>	<b>31</b>	2.44   4
Off. Rebs Per Game   11.67	7	94	11.44   7
Def. Rebs Per Game   25.33	8	116	24.56   6
Assists Per Game   15.5	5	59	15.28   4
<b>Assist/Turnover Ratio   1.48</b>	<b>5</b>	<b>32</b>	1.46   4
TOs Per Game   10.5	5	62	--   --
TOs Forced Per Game   11.79	11	189	--   --
Turnover Margin   1.3	8	102	-0.06   9
<b>Blocks Per Game   5.0</b>	<b>4</b>	<b>17</b>	4.78   5
Steals Per Game   6.9	12	155	6.11   13
Fouls Per Game   15.4	1	55	--   --
Bench PPG   19.73	13	185	--   --
Fast-Break PPG   8.09	15	270	--   --
<b>Winning Pct.   .818</b>	<b>3</b>	<b>14</b>	.667   4

**Bold = top-40 national ranking** \* = SEC games only

## LAST ONE STANDING

- Tennessee was the final undefeated team in the country this season, making it to 1/7/25 before falling in its 15th game. The Vols outlasted Florida and Oklahoma, both of which lost three days prior.
- According to ESPN, this was the second time UT was the nation's last unbeaten team, joining the 1915-16 campaign that it finished 12-0.
- The Volunteers were also the final undefeated team in the nation in Division I baseball this year.

## MIGHTY MASHACK

- Jahmai Mashack** owns the ninth-best career Defensive Box Plus-Minus (DBPM) at the DI level (min. 50 GP) over the last 15 seasons (2010-25), per CBB Ref, and is second among active players.

NAME	DBPM	YEARS	SCHOOL
1. Briante Weber	8.21	2011-15	VCU
2. Walker Kessler	7.36	2020-22	two
3. Joseph Tugler	6.94	2023-25	Houston
4. Jeff Withey	6.82	2009-13	Kansas
5. Willie Cauley-Stein	6.41	2012-15	Kentucky
6. Anas Mahmoud	6.37	2014-18	Louisville
7. Delon Wright	6.28	2013-15	Utah
8. Gorgui Dieng	6.26	2010-13	Louisville
9. <b>Jahmai Mashack</b>	<b>6.23</b>	<b>2021-25</b>	<b>Tennessee</b>
10. Isaiah Wilkins	6.19	2014-18	Virginia

- Mashack also has the third-best DBPM in the country during the 2024-25 season alone.

NAME	DBPM	CONF.	SCHOOL
1. Joseph Tugler	7.6	Big 12	Houston
2. Kadary Richmond	7.0	Big East	St. John's
3. <b>Jahmai Mashack</b>	<b>7.0</b>	<b>SEC</b>	<b>Tennessee</b>
4. Cooper Flagg	7.0	ACC	Duke
5. Anthony Leal	6.6	Big Ten	Indiana
6. Joshua Jefferson	6.3	Big 12	Iowa State
7. Dylan Cardwell	6.2	SEC	Auburn
8. Emmanuel Sharp	5.9	Big 12	Houston
9. Miles Byrd	5.9	MWC	San Diego St.
10. Sencire Harris	5.8	Big 12	W. Virginia

- CBS Sports' **Jon Rothstein**, on 12/15/24, wrote: "Capable of guarding all five positions on the floor, Mashack is separating himself as college basketball's best overall defender. You can't measure what this guy does in a box score."
- Later, on 3/6/25, Rothstein tabbed Mashack as "the toughest player in the sport" and wrote he "is in the pole position to be the National Defensive Player of the Year."
- SEC Network's **Ron Slay**, on 12/19/24, tweeted he thinks Mashack is the "National Defensive Player of the Year."
- ESPN's **Dane Bradshaw**, on 2/1/25, said the following during the Volunteers' win over Florida: "Facing **Jahmai Mashack** is like going to an escape room. You're locked up and not getting out until you call for help."
- On 3/10/25, Mashack earned Field of 68 National Defensive Player of the Year honors, as well as garnered SEC All-Defensive Team status.
- Just two days later, on 3/12/25, Mashack joined teammate **Zakai Zeigler** as one of 10 semifinalists for Naismith Defensive Player of the Year and as one of 25 finalists for the Lefty Driesell Award.
- During the regular season, per Synergy, opposing players shot just 32.8 percent with Mashack as their primary defender. Even All-SEC performers notched just a 36.0 percent clip. He conceded just a 41.0 percent ledger at the rim and did not allow a dunk in any of the 31 games.
- In addition, also per Synergy, just three players scored eight-plus points during the regular season while being guarded by Mashack, with only one in a Power Five league. None eclipsed 12 points. Mashack also allowed just 0.585 points per possessions when opposing players tried to drive on him.

## DOUBLE DIGITS (AND MORE) YET AGAIN

- Tennessee has double-figure SEC victories this year, its fifth straight season reaching that mark. This is the third such streak in program history. The Volunteers accumulated 10-plus SEC wins five seasons in a row from 2005-06 to 2009-10 and for 13 years in a row from 1964-65 to 1976-77.
- UT has also reached 11 SEC triumphs for the fourth year in a row. This is the third streak of that variety in program history. The Vols won 11-plus SEC games four years in a row from 1978-79 to 1982-83 and for seven straight campaigns from 1970-71 to 1976-77.
- Tennessee hit the 12-win mark in SEC play for the second consecutive year. This is its fourth such streak ever, alongside 2017-18 to 2018-19, a seven-year mark from 1970-71 to 1976-77 and a three-year tally from 1966-67 to 1968-69.

## STRONG IN THE STANDINGS

- Tennessee finished fourth in the SEC this season. It marked the program's seventh top-four finish in the last eight years, including its fifth in a row.
- The Volunteers are the only team in the league to place top-four each of the past five seasons. Only three others have done it multiple times: Alabama (four), Auburn (three) and Kentucky (three).
- UT is also the only school to place top-four in seven of the last eight campaigns. Just three others have done it even four times: Auburn (six), Kentucky (six) and Alabama (four).

## GAINEY GETTING GOING

- In 2023-24, his first year at UT, **Jordan Gainey** scored in double figures in 10 of 36 contests, with 12-plus in seven, 16-plus in three and a high of 18.
- This season, Gainey scored in double digits 18 times in the first 33 games, reaching 12-plus in 13, with 16-plus in eight and a high of 23.
- Gainey produced 23 points at Illinois (12/14/24). He tallied 18 in the last 14 minutes alone, tying his then-high in a full game at UT, and capped it with a buzzer-beating layup for the win.

## PREMIER PLAYERS

- Zakai Zeigler** is fifth nationally in assists per game (7.4) and sixth in total assists (234), topping the SEC in both categories. He is third in the league in steals per game (1.91), total steals (61), assist-to-turnover ratio (2.46) and minutes per game (33.81), plus fifth in total minutes (1,082).
- Chaz Lanier** is co-seventh in DI in total made 3-pointers (109) and co-No. 11 in made 3-pointers per game (3.30), pacing the SEC in both areas. He is No. 40 nationally and third in the SEC in 3-point percentage (40.4), plus third in the league in made field goals (211) and fifth in points per game (17.9).

## MILESTONE MOMENTS

- Zakai Zeigler** set the UT all-time steals record 1/15/25 against No. 23 Georgia. He logged a career-best six takeaways to up his total to 215, passing the mark of 212 set by **Santiago Vescovi** (2019-24). The record-breaking steal led right to his 600th assist.
- Zeigler entered the top five (659) on the SEC's all-time assists list on 2/15/25 against Vanderbilt.
- In his 122nd appearance, the 1/28/25 matchup with No. 12 Kentucky, Zeigler joined Arkansas' **Kareem Reid** (1995-99) as the only two people all-time with 1,300 points, 600 assists and 200 steals at an SEC school. Five games later at seventh-ranked Texas A&M (2/22/25), in his 127th outing, he joined Reid at the 1,400/600/200 thresholds. another five games later, an SEC Tournament triumph over Texas (3/14/24), joined Reid at the 1,450/700/200 marks.
- With his fourth assist in that win against Texas, Zeigler broke the UT single-season record of 227 set by **Rodney Woods** that stood since 1974-75. That same assist also made him the fourth player in SEC history to reach 700 career assists.
- The victory over the Longhorns also gave Zeigler and **Jahmai Mashack** the program record for wins by a four-year player. They moved to 105-34 (.755), passing **Wayne Chism** and **Quinn Cannington**, who went 104-38 (.732), from 2006-10.



## TENNESSEE ALL-TIME SEC TOURNAMENT RESULTS

## BY YEAR

Year	Site	UT Seed	Opponent	Result
1933	Atlanta	--	Georgia Tech	W, 30-24
	Atlanta	--	LSU	L, 43-55
1934	Atlanta	--	Auburn	W, 43-26
	Atlanta	--	LSU	W, 42-35
	Atlanta	--	Alabama	L, 26-29
1935	No Tournament			
1936	Knoxville	--	Auburn	W, 43-25
	Knoxville	--	Kentucky	W, 39-28
	Knoxville	--	Alabama*	W, 29-25
1937	Knoxville	--	Georgia	W, 35-11
	Knoxville	--	Alabama	W, 42-25
	Knoxville	--	Kentucky*	L, 25-39
1938	Baton Rouge	--	Miss. State	W, 41-34
	Baton Rouge	--	Ole Miss	L, 40-45
1939	Knoxville	--	Auburn	W, 49-35
	Knoxville	--	Vanderbilt	W, 39-36
	Knoxville	--	Kentucky*	L, 38-46
1940	Knoxville	--	Georgia Tech	W, 55-43
	Knoxville	--	Florida	W, 42-32
	Knoxville	--	Kentucky	L, 29-30
1941	Louisville	--	Miss. State	W, 35-29
	Louisville	--	Georgia	W, 41-39
	Louisville	--	Florida	W, 47-26
	Louisville	--	Kentucky*	W, 36-33
1942	Louisville	--	Georgia	W, 62-50
	Louisville	--	Miss. State	W, 50-40
	Louisville	--	Alabama	L, 18-21
1943	Louisville	--	Vanderbilt	W, 41-31
	Louisville	--	LSU	W, 52-34
	Louisville	--	Kentucky*	W, 33-30
1944	No Team (WWII)			
1945	Louisville	--	Ole Miss	W, 59-37
	Louisville	--	Auburn	W, 56-24
	Louisville	--	Georgia Tech	W, 41-37
	Louisville	--	Kentucky*	L, 35-39
1946	Louisville	--	Vanderbilt	W, 46-32
	Louisville	--	Alabama	L, 24-35
1947	Louisville	--	Georgia	W, 58-45
	Louisville	--	Tulane	L, 41-47
1948	Louisville	--	Miss. State	W, 73-52
	Louisville	--	Ole Miss	W, 81-62
	Louisville	--	Kentucky	L, 47-70
1949	Louisville	--	Miss. State	W, 73-46
	Louisville	--	Ole Miss	W, 74-49
	Louisville	--	Kentucky	L, 44-83
1950	Louisville	--	Georgia Tech	W, 63-56
	Louisville	--	Vanderbilt	W, 50-44
	Louisville	--	LSU	W, 81-79 ot
	Louisville	--	Kentucky*	L, 58-95
1951	Louisville	--	Vanderbilt	L, 52-88
1952	Louisville	--	Alabama	W, 61-60
	Louisville	--	Kentucky	L, 66-81
1953-78	No Tournament			
1979	Birmingham	2	Auburn (9)	W, 75-64
	Birmingham	2	Kentucky* (6)	W, 75-69 ot
1980	Birmingham	4	Ole Miss (5)	L, 74-76
1981	Birmingham	3	Ole Miss (6)	L, 72-81
1982	Lexington	2	Vanderbilt (7)	W, 57-54
	Lexington	2	Alabama (3)	L, 50-56
1983	Birmingham	7	Florida (10)	W, 78-62
	Birmingham	7	LSU (2)	W, 74-71
	Birmingham	7	Georgia (6)	L, 60-79
1984	Nashville	6	Florida (3)	W, 80-74 ot
	Nashville	6	Auburn (2)	L, 58-60
1985	Birmingham	7	Vanderbilt (10)	W, 71-51
	Birmingham	7	Georgia (2)	L, 61-67
1986	Lexington	8	Ole Miss (9)	L, 56-73
1987	Atlanta	8	Vanderbilt (9)	W, 74-57
	Atlanta	8	Alabama (1)	L, 60-68
1988	Baton Rouge	6	Florida (3)	L, 60-69
1989	Knoxville	5	LSU (4)	W, 95-77
	Knoxville	5	Florida (1)	L, 71-76
1990	Orlando	4	Ole Miss (5)	L, 86-87
1991	Nashville	9	Ole Miss (8)	W, 94-85
	Nashville	9	Miss. State (1)	W, 87-70
	Nashville	9	Georgia (5)	W, 85-65
	Nashville	9	Alabama* (3)	L, 69-88
1992	Birmingham	E3	South Carolina (E6)	W, 70-63
	Birmingham	E3	LSU (W2)	L, 89-99
1993	Lexington	E6	Auburn (W3)	W, 78-76
	Lexington	E6	Kentucky (E2)	L, 40-101
1994	Memphis	E6	Miss. State (W3)	L, 69-73
1995	Atlanta	E6	Alabama (W3)	L, 43-55
1996	New Orleans	E6	Alabama (W3)	W, 77-65
	New Orleans	E6	Georgia (E2)	L, 63-74
1997	Memphis	E6	Auburn (W3)	L, 54-67
1998	Atlanta	E3	LSU (W6)	W, 72-65
	Atlanta	E3	Arkansas (W2)	L, 96-102
1999	Atlanta	E1	Miss. State (W4)	L, 56-62
2000	Atlanta	E1	South Carolina (E5)	L, 68-75

Year	Site	UT Seed	Opponent	Result
2001	Nashville	E4	Auburn (W5)	W, 73-66
	Nashville	E4	Ole Miss (W1)	L, 73-86
2002	Atlanta	E4	Arkansas (W5)	W, 68-61
	Atlanta	E4	Alabama (W1)	L, 72-91
2003	New Orleans	E3	Auburn (W2)	L, 53-66
2004	Atlanta	E6	Alabama (W3)	L, 49-84
2005	Atlanta	E5	Arkansas (W4)	W, 65-46
	Atlanta	E5	Kentucky (E1)	L, 76-62
2006	Nashville	E1	South Carolina (E5)	L, 71-79
2007	Atlanta	E3	LSU (W6)	L, 67-76 ot
2008	Atlanta	E1	South Carolina (E5)	W, 89-87
	Atlanta	E1	Arkansas (W2)	L, 91-92
2009	Tampa	E1	Alabama (W4)	W, 86-62
	Tampa	E1	Auburn (W2)	W, 94-85
	Tampa	E1	Miss. State* (W3)	L, 61-64
2010	Nashville	E3	LSU (W6)	W, 59-49
	Nashville	E3	Ole Miss (W2)	W, 76-65
	Nashville	E3	Kentucky (E1)	L, 45-74
2011	Atlanta	E5	Arkansas (W4)	W, 74-68
	Atlanta	E5	Florida (E1)	L, 74-85
2012	New Orleans	2	Ole Miss (7)	L, 72-77
2013	Nashville	5	Mississippi State (13)	W, 69-53
	Nashville	5	Alabama (4)	L, 48-58
2014	Atlanta	4	South Carolina (13)	W, 59-44
	Atlanta	4	Florida (1)	L, 49-56
2015	Nashville	10	Vanderbilt (7)	W, 67-61
	Nashville	2	Arkansas (2)	L, 72-80

## RICK BARNES ERA

2016	Nashville	12	Auburn (13)	W, 97-59
	Nashville	12	Vanderbilt (5)	W, 67-65
	Nashville	12	LSU (5)	L, 75-84
2017	Nashville	9	Georgia (8)	L, 57-59
2018	St. Louis	2	Mississippi State (7)	W, 62-59
	St. Louis	2	Arkansas (6)	W, 84-66
	St. Louis	2	Kentucky* (4)	L, 72-77
2019	Nashville	3	Mississippi State (6)	W, 83-76
	Nashville	3	Kentucky (2)	W, 82-78
	Nashville	3	Auburn* (5)	L, 64-84
2020	No Tournament (COVID-19 pandemic)			
2021	Nashville	4	Florida (5)	W, 78-66
	Nashville	4	Alabama (1)	L, 68-73
2022	Tampa	2	Mississippi State (10)	W, 72-59
	Tampa	2	Kentucky (3)	W, 69-62
	Tampa	2	Texas A&M* (8)	W, 65-50
2023	Nashville	5	Ole Miss (13)	W, 70-55
	Nashville	5	Missouri (4)	L, 71-79
2024	Nashville	1	Mississippi State (9)	L, 56-73
2025	Nashville	4	Texas (13)	W, 85-73
	Nashville	4	Auburn (1)	W, 70-65

\* = championship game

Bold = SEC Tournament champion

From 1933-52 the winner of the tournament was declared the league champion, except for 1935. The tournament did not take place from 1953-78 but was restarted in 1979 to determine the league's representative in the NCAA Tournament.

## MISCELLANEOUS

BY GAME LENGTH	Length	W-L	Last
Regulation	73-57	2025	
Overtime	3-1	2007	

BY GAME TYPE	Type	W-L	Last
Openers	46-18	2025	
Title Games	5-8	2022	

BY COACH	Coach	W-L	Num.
R. Barnes	13-7	9	
D. Tyndall	0-1	1	
C. Martin	3-3	3	
B. Pearl	6-6	6	
B. Peterson	2-4	4	
J. Green	2-4	4	
K. O'Neill	1-3	3	
W. Houston	5-5	5	
D. DeVoe	9-10	10	
E. Lowery	8-5	5	
J. Mauer	18-6	9	
B. Gullion	6-2	3	
W. Britton	3-2	2	

BY LOCATION	Location	W-L	Last
Home	10-4	1989	
Away	0-1	1993	
Neutral	66-53	2025	

BY CITY	City	W-L	Last
Atlanta	10-14	2014	
Baton Rouge	1-2	1988	
Birmingham	6-5	1992	
Knoxville	10-4	1989	
Lexington	2-3	1993	
Louisville	22-9	1952	
Memphis	0-2	1997	
Nashville	17-13	2025	
New Orleans	1-3	2012	
Orlando	0-1	1990	
St. Louis	2-1	2018	
Tampa	5-1	2022	

BY STATE	State	W-L	Last
Florida	5-2	2022	
Alabama	6-5	1992	
Georgia	10-14	2014	
Kentucky	24-12	1993	
Louisiana	2-5	2012	
Missouri	2-1	2018	
Tennessee	26-19	2025	

## BY OPPONENT

Alabama	5-11
1934	L 26-29
1936	W 29-25*
1937	W 42-25
1942	L 18-21
1946	L 24-35
1952	W 61-60
1982	L 50-56
1987	L 60-68
1991	L 69-88*
1995	L 43-55
1996	W 77-65
2002	L 72-91
2004	L 49-84
2009	W 86-62
2013	L 48-58
2021	L 68-73

Arkansas	4-3
1998	L 96-102
2002	W 68-61
2005	W 65-46
2008	L 91-92
2011	W 74-68
2015	L 72-80
2018	W 84-66

Auburn	10-4
1934	W 43-26
1936	W 43-25
1939	W 49-35
1945	W 56-24
1979	W 75-64
1984	L 58-60
1993	W 78-76
1997	L 54-67
2001	W 73-66
2003	L 53-66
2009	W 94-85
2016	W 97-59
2019	L 64-84*
2025	W 70-65

Florida	5-4
1940	W 42-32
1941	W 47-26
1983	W 78-62
1989	L 71-76
1988	L 60-69
1984	W 80-74 OT
2011	L 74-85
2014	L 49-56
2021	W 78-66

Georgia	5-4
1937	W 35-11
1941	W 41-39
1942	W 62-50
1947	W 58-45
1983	L 60-79
1985	L 61-67
1991	W 85-65
1996	L 63-74
2017	L 57-59

Georgia Tech^	4-0
1933	W 30-24
1940	W 55-43
1945	W 41-37
1950	W 63-56

Kentucky	6-12
1936	W 39-28
1937	L 25-39*
1939	L 38-46*
1940	L 29-30*
1941	W 36-33*
1943	W 33-30*
1945	L 35-39*
1948	L 47-70
1949	L 44-83
1950	L 58-95*
1952	L 66-81
1979	W 75-69* OT
1993	L 40-101
2005	L 62-76
2010	L 45-74
2018	L 72-77*
2019	W 82-78
2022	W 69-62

LSU	7-4
1933	L 43-55
1934	W 42-35
1943	W 52-34
1950	W 81-79 OT
1983	W 74-71
1989	W 95-77
1992	L 89-99
1998	W 72-65
2007	L 67-76 OT
2010	W 59-49
2016	L 75-84

Ole Miss	6-7
1938	L 40-45
1945	W 59-37
1948	W 81-62
1949	W 74-49
1980	L 74-76
1981	L 72-81
1986	L 56-73
1990	L 86-87
1991	W 94-85
2001	L 73-86
2010	W 76-65
2012	L 72-77 OT
2023	W 70-55

Mississippi St.	10-4
1938	W 41-34
1941	W 35-29
1942	W 50-40
1948	W 73-52
1949	W 73-46
1991	W 87-70
1994	L 69-73
1999	L 56-62
2009	L 61-64*
2013	W 69-53
2018	W 62-59
2019	W 83-76
2022	W 72-59
2024	L 56-73

Missouri	0-1
2023 L 71-79	

## INAM: "IT'S NOT ABOUT ME"

- In each of **Zakai Zeigler's** first three seasons, Tennessee placed top-15 nationally in assist rate, per KenPom. It ranked No. 13 in 2023-24 (61.0), second in 2022-23 (66.2) and sixth in 2021-22 (63.0).
- Thus far in 2024-25, the Volunteers have notched 20-plus assists on seven occasions. Their high mark is 24 versus Montana (11/13/24).
- Tennessee posted 20-plus assists 11 times in 2023-24 and reached 25-plus thrice, with a high of 28 against Vanderbilt (2/17/24).
- In 2022-23, Tennessee amassed 20-plus assists in seven contests, with 25-plus four times. It posted a high of 29 versus South Carolina (2/25/23).
- UT had 20-plus assists 10 times in 2021-22, logging 25-plus on four occasions. They had a high of 29 versus Longwood (3/17/22) in the NCAA Tournament opener and against USC Upstate (12/14/21).

## ATTACKED REHABILITATION

- **Zakai Zeigler** suffered a season-ending left ACL tear three minutes into Tennessee's 2022-23 home finale against Arkansas (2/28/23).
- Zeigler underwent surgery 13 days later (3/13/23) and then spent the 2023 offseason rehabbing under the collaborative direction of athletic trainer **Chad Newman**, director of sports performance **Garrett Medenwald** and director of rehabilitation **John Dean**.
- After missing the final six-plus games of 2022-23, all three contests during the Italian foreign tour and both 2023-24 exhibition outings, Zeigler returned for last season's opener, notching five assists in 12 minutes versus Tennessee Tech (11/6/23).
- Zeigler came off the bench for the Volunteers' first six games of 2023-24 before reentering the starting lineup at North Carolina (11/29/23). From that point on, he averaged 13.3 ppg, 6.7 apg and 1.9 spg, while shooting 36.4 percent from 3-point range.

## Z IS KEY

- In **Zakai Zeigler's** career, UT is 12-7 against AP top-10 teams. He is averaging 15.4 ppg in the 11 victories in which he played and 9.4 ppg in the seven defeats.

DATE	OPPONENT	POINTS	RESULT
Nov. 20, 2021	#5 Villanova (N)	7 points	L, 71-53
Dec. 12, 2021	#6 Arizona (H)	3 points	W, 77-73
Feb. 15, 2022	#4 Kentucky (H)	14 points	W, 76-63
Feb. 26, 2022	#3 Auburn (H)	13 points	W, 67-62
March 12, 2022	#5 Kentucky (N)	11 points	W, 69-62
Nov. 25, 2022	#3 Kansas (N)	14 points	W, 64-50
Dec. 17, 2022	#9 Arizona (A)	21 points	L, 75-70
Jan. 28, 2023	#10 Texas (H)	22 points	W, 82-71
Feb. 15, 2023	#1 Alabama (H)	15 points	W, 68-59
Nov. 21, 2023	#2 Purdue (N)	5 points	L, 71-67
Nov. 22, 2023	#1 Kansas (N)	0 points	L, 69-60
Feb. 3, 2024	#10 Kentucky (A)	26 points	W, 103-92
March 31, 2024	#3 Purdue (N)	9 points	L, 72-66
Jan. 7, 2025	#8 Florida (A)	10 points	L, 73-43
Jan. 25, 2025	#1 Auburn (A)	14 points	L, 53-51
Feb. 1, 2025	#5 Florida (H)	DNP-INJ	W, 64-44
Feb. 22, 2025	#7 Texas A&M (A)	16 points	W, 77-69
March 1, 2025	#6 Alabama (H)	15 points	W, 79-76
March 15, 2025	#3 Auburn (N)	20 points	W, 70-65

## ZEIGLER FAMILY RELOCATED TO ROCKY TOP FOLLOWING TRAGEDY

- On 2/26/22, **Zakai Zeigler's** mother's apartment complex in Queens, N.Y., was destroyed by a fire. His mother, **Charmane Zeigler**, and Zakai's special-needs nephew, Nori, whom Charmane is raising, lost everything.
- On 3/2/22, aided by Tennessee Athletics' compliance office and administration, Zeigler launched a [GoFundMe](#) fundraiser. UT fans collectively donated over \$363,000 in under 24 hours.
- That summer, thanks to the generosity of Volunteer fans, Charmane and Nori permanently relocated to Knoxville, Tenn.

## ZZZ TRACKING

### ASSISTS

1	715	Johnny Darden	109 GP	1975-79
2	<b>706</b>	<b>Zakai Zeigler</b>	<b>133 GP</b>	<b>2021-25</b>
3	577	C.J. Watson	119 GP	2002-06

### ASSISTS PER GAME

1	6.91	Rodney Woods	525 AST	76 GP	1972-75
2	6.56	Johnny Darden	715 AST	109 GP	1975-79
3	<b>5.31</b>	<b>Zakai Zeigler</b>	<b>706 AST</b>	<b>133 GP</b>	<b>2021-25</b>
4	5.11	LaMarcus Golden	291 AST	57 GP	1992-94

### ASSIST/TURNOVER RATIO (min. 2.0 APG & 40 GP)

1	2.70	Jordan Bone	405/150	95 GP	2016-19
2	<b>2.35</b>	<b>Zakai Zeigler</b>	<b>706/301</b>	<b>133 GP</b>	<b>2021-25</b>
3	2.20	Jon Higgins	352/160	124 GP	1999-03

### STEALS

1	<b>242</b>	<b>Zakai Zeigler</b>	<b>133 GP</b>	<b>2021-25</b>
2	212	Santiago Vescovi	149 GP	2019-24
3	211	Vincent Yarbrough	127 GP	1998-02

### STEALS PER GAME

1	2.42	LaMarcus Golden	138 STL	57 GP	1992-94
2	2.18	Kennedy Chandler	74 STL	34 GP	2021-22
3	2.09	Clarence Swearngen	121 STL	58 GP	1987-89
4	<b>1.82</b>	<b>Zakai Zeigler</b>	<b>242 STL</b>	<b>133 GP</b>	<b>2021-25</b>
5	1.66	C.J. Watson	198 STL	119 GP	2002-06

### POINTS/ASSISTS DOUBLE-DOUBLES

1	<b>11</b>	<b>Zakai Zeigler</b>	<b>133 GP</b>	<b>2021-25</b>
2	5	Rodney Woods	76 GP	1972-75
3	3	Jordan Bone	95 GP	2016-19
3	3	Tyrone Beaman	121 GP	1980-84

*Zeigler also has a PTS/REB double-double (12 total).*

### 3-POINTERS MADE

1	431	Chris Lofton	128 GP	2004-08
...				
6	231	Brandon Wharton	115 GP	1995-99
7	<b>220</b>	<b>Zakai Zeigler</b>	<b>133 GP</b>	<b>2021-25</b>
8	209	Jon Higgins	124 GP	1999-03

### 3-POINT ATTEMPTS

1	1021	Chris Lofton	128 GP	2004-08
...				
4	681	JaJuan Smith	126 GP	2004-08
5	<b>667</b>	<b>Zakai Zeigler</b>	<b>133 GP</b>	<b>2021-25</b>
6	665	Tony Harris	121 GP	1997-01

### VICTORIES

1	135	John Fulkerson	2016-22 (six seasons)
...			
3	114	Josiah-Jordan James	2019-24 (five seasons)
4	<b>106</b>	<b>Jahmai Mashack</b>	<b>(four-year record) 2021-25</b>
	<b>106</b>	<b>Zakai Zeigler</b>	<b>(four-year record) 2021-25</b>
	106	Santiago Vescovi	2019-24 (4.5 seasons)
7	104	Quinn Cannington	2006-10
	104	Wayne Chism	2006-10

### GAMES PLAYED

1	165	John Fulkerson	2016-22
...			
7	135	Kyle Alexander	2015-19
8	<b>133</b>	<b>Zakai Zeigler</b>	<b>2021-25</b>
9	<b>132</b>	<b>Jahmai Mashack</b>	<b>2021-25</b>
	132	Jordan Bowden	2016-20
	132	Admiral Schofield	2015-19
12	131	Skylar McBee	2009-13

### MINUTES PLAYED

1	4606	Allan Houston	128 GP	1989-93
...				
9	3859	Chris Lofton	128 GP	2004-08
	3859	Vincent Yarbrough	127 GP	1998-02
11	<b>3851</b>	<b>Zakai Zeigler</b>	<b>133 GP</b>	<b>2021-25</b>

**Zakai Zeigler** is No. 20 on UT's career scoring list with 1,483 points, 38 shy of No. 19 **Jordan McRae** (1,521 from 2010-24).

## GREAT GROUP

- There are two different multi-faceted career achievements for which **Zakai Zeigler** is among only five players in program history to meet each threshold. The full lists for each group are below.

### 1,000 POINTS & 400 ASSISTS

<b>Zakai Zeigler</b>	<b>2021-pres.</b>	<b>1,483pts</b>	<b>706ast</b>
Santaigo Vescovi	2019-24	1,540pts	453ast
C.J. Watson	2002-06	1,424pts	577ast
Tony Harris	1997-01	1,588pts	509ast
Allan Houston	1989-93	2,801pts	460ast

### 1,000 POINTS, 300 ASSISTS & 150 STEALS

<b>Zakai Zeigler</b>	<b>2021-pres.</b>	<b>1,483pts</b>	<b>706ast</b>	<b>242stl</b>
Santaigo Vescovi	2019-24	1,540pts	453ast	212stl
C.J. Watson	2002-06	1,424pts	577ast	198stl
Brandon Wharton	1995-99	1,651pts	315ast	150stl
Fred Jenkins	1983-87	1,139pts	388ast	183stl

- The only players on both lists—those possessing 1,000 points, 400 assists and 150 steals—are **Zakai Zeigler**, **Santaigo Vescovi** and **C.J. Watson**. Zeigler reached that mark in his third season, while Vescovi did so in his fifth and Watson in his fourth.
- Zeigler is the only player in Tennessee history with 1,200 points, 500 assists and 200 steals.
- In addition, Zeigler is one of just seven Volunteers to amass 1,000 points, 300 rebounds and 300 assists.

## ACTIVE NCAA/SEC RANKINGS

- **Zakai Zeigler**, a true senior, is top-25 among active DI players, through 3/15/25, in five categories, including top-13 in four. All are listed below, along with his SEC ranking, which is top-two in each.
  - 11. Total Assists (706) | 2nd in SEC
  - T-11. Total Steals (242) | 2nd in SEC
  - 13. Assist/Turnover Ratio (2.3455) | 2nd in SEC
  - 13. Assists Per Game (5.31) | 1st in SEC
  - 24. Steals Per Game (1.82) | 2nd in SEC

- The only SEC player above Zeigler in total assists and assist/turnover ratio is Vanderbilt's **A.J. Hoggard**, a fifth-year who checks in with 753 and 7.2348 marks.
- The lone SEC competitor above Zeigler in total steals is also a fifth-year, Mississippi State's **Cameron Matthews** with 274.
- Vanderbilt's **Chris Mañon**, also a fifth-year, is the lone individual from the SEC above Zeigler in steals average, as he owns a 1.97 ledger.

## MAJOR MERITS IN 2023-24

- In 2023-24, **Zakai Zeigler** won SEC Defensive Player of the Year honors, becoming third the individual under 6-foot to do so, joining LSU's **Tremont Waters** (2018-19) and Kentucky's **Tyler Ulis** (2015-16).
- Zeigler also earned SEC All-Defensive Team status for the third straight year, becoming the fourth player in league history to do so. The others are Ole Miss' **Reginald Buckner** (2010-13), Vanderbilt's **Jeffrey Taylor** (2009-12) and Mississippi State's **Jarvis Varnado** (2007-10).
- En route to leading the SEC in assists average for the second year in a row—he is just the 10th player in league history to do so, including the second Volunteer—Zeigler was named First Team All-SEC by the league's coaches and Second Team All-SEC by the Associated Press. It marked the second straight year Zeigler garnered those exact distinctions.
- Also for the second year in a row, Zeigler was among 10 select semifinalists for the Naismith Defensive Player of the Year and among 25 Lefty Driesell Defensive Player of the Year finalists.
- Finally, Zeigler was named to the NCAA Midwest Region All-Tournament Team after helping UT to its second Elite Eight bid. He is one of five players in UT history to receive NCAA All-Tournament plaudits.



## UT SINGLE-SEASON LEADERBOARDS

### ASSISTS

1.	<b>Zakai Zeigler</b>	<b>234</b>	<b>2024-25</b>	<b>32 GP</b>
2.	Rodney Woods	227	1974-75	26 GP
3.	Johnny Darden	221	1976-77	27 GP
4.	Zakai Zeigler	218	2023-24	36 GP
5.	Jordan Bone	215	2018-19	37 GP

### ASSISTS PER GAME

1.	Rodney Woods	8.73	1974-75	227 AST	26 GP
2.	Johnny Darden	8.35	1977-78	192 AST	23 GP
3.	Johnny Darden	8.19	1976-77	221 AST	27 GP
4.	<b>Zakai Zeigler</b>	<b>7.31</b>	<b>2024-25</b>	<b>234 AST</b>	<b>32 GP</b>
5.	Lamonte' Turner	7.09	2019-20	78 AST	11 GP

### ASSIST/TURNOVER RATIO

1.	Jordan Bone	2.91	2018-19	215/74	37 GP
...					
8.	Darius Thompson	2.56	2013-14	87/34	37 GP
9.	Santiago Vescovi	2.53	2023-24	86/34	35 GP
10.	Lamonte' Turner	2.50	2018-19	105/42	28 GP
11.	<b>Zakai Zeigler</b>	<b>2.46</b>	<b>2024-25</b>	<b>234/95</b>	<b>32 GP</b>
12.	Zakai Zeigler	2.37	2022-23	161/68	30 GP

### 3-POINT FIELD GOALS MADE

1.	Chris Lofton	118	2007-08	36 GP
2.	Chris Lofton	114	2005-06	30 GP
3.	<b>Chaz Lanier</b>	<b>109</b>	<b>2024-25</b>	<b>33 GP</b>
4.	Chris Lofton	106	2006-07	31 GP
5.	Santiago Vescovi	102	2021-22	35 GP

### 3-POINT FIELD GOALS MADE PER GAME

1.	Chris Lofton	3.80	2005-06	114 3PM	30 GP
2.	Chris Lofton	3.42	2006-07	106 3PM	31 GP
3.	<b>Chaz Lanier</b>	<b>3.30</b>	<b>2024-25</b>	<b>109 3PM</b>	<b>33 GP</b>
4.	Chris Lofton	3.28	2007-08	118 3PM	36 GP
5.	Chris Lofton	3.00	2004-05	91 3PM	31 GP
6.	Santiago Vescovi	2.914	2021-22	102 3PM	35 GP

### 3-POINT FIELD GOALS ATTEMPTED

1.	Chris Lofton	307	2007-08	36 GP
2.	<b>Chaz Lanier</b>	<b>270</b>	<b>2024-25</b>	<b>33 GP</b>
3.	Chris Lofton	261	2005-06	30 GP
4.	Santiago Vescovi	253	2021-22	35 GP
	Chris Lofton	253	2006-07	31 GP

### STEALS

1.	LaMarcus Golden	78	1993-94	27 GP
...				
8.	Ian Lockhart	64	1989-90	30 GP
9.	Zakai Zeigler	62	2023-24	36 GP
10.	<b>Zakai Zeigler</b>	<b>61</b>	<b>2024-25</b>	<b>31 GP</b>
	JaJuan Smith	61	2007-08	36 GP

### BLOCKED SHOTS

1.	Yves Pons	73	2019-20	31 GP
	C.J. Black	73	1997-98	29 GP
...				
5.	Grant Williams	61	2016-27	32 GP
6.	Doug Roth	60	1988-089	30 GP
7.	<b>Felix Okpara</b>	<b>57</b>	<b>2024-25</b>	<b>32 GP</b>
	Kyle Alexander	57	2017-18	34 GP
9.	Grant Williams	55	2018-19	37 GP
	C.J. Black	55	1999-00	32 GP

### BLOCKED SHOTS PER GAME

1.	C.J. Black	2.52	1997-98	73 BLK	29 GP
...					
8.	Yves Pons	1.808	2020-21	47 BLK	26 GP
9.	Marcus Haislip	1.76	2001-02	44 BLK	25 GP
10.	Kyle Alexander	1.7297	2018-19	64 BLK	37 GP
11.	<b>Felix Okpara</b>	<b>1.7273</b>	<b>2024-25</b>	<b>57 BLK</b>	<b>33 GP</b>
12.	C.J. Black	1.72	1999-00	55 BLK	32 GP

## SEC LEADERBOARDS

### CAREER ASSISTS

1.	Sean Tuohy	Ole Miss	830	1978-82
2.	Kareem Reid	Arkansas	749	1995-99
3.	Johnny Darden	Tennessee	715	1975-79
4.	<b>Zakai Zeigler</b>	<b>Tennessee</b>	<b>706</b>	<b>2021-25</b>
5.	Terry Coner	Alabama	664	1983-87
6.	Sahvir Wheeler	GA/UK	656	2019-23
7.	Dirk Minniefeld	Kentucky	646	1979-83
8.	Kenny Higgs	LSU	645	1974-78
9.	Alex Caruso	Texas A&M	644	2012-16
10.	Ethan Martin	LSU	638	1977-81

### CAREER STEALS

1.	Clarence Ceasar	LSU	310	1991-95
2.	Ethan Martin	LSU	279	1977-81
3.	Devan Downey	So. Carolina	277	2007-10
4.	<i>Cameron Matthews</i>	<i>Miss. State</i>	<i>274</i>	<i>2020-25*</i>
5.	Alex Caruso	Texas A&M	272	2012-16
	Chuck Eidson	So. Carolina	272	1999-03
7.	Trevor Releford	Alabama	263	2010-14
8.	Sundiata Gaines	Georgia	259	2004-08
9.	Kareem Reid	Arkansas	251	1995-99
10.	Torris Bright	LSU	245	1999-03
11.	<b>Zakai Zeigler</b>	<b>Tennessee</b>	<b>242</b>	<b>2021-25</b>
12.	Wayne Turner	Kentucky	238	1995-99

\* = includes extra COVID year (five seasons)

### SINGLE-SEASON ASSISTS

1.	Sean Tuohy	Ole Miss	260	1979-80
2.	Tyler Ullis	Kentucky	246	2015-16
3.	John Wall	Kentucky	241	2009-10
	Terry Coner	Alabama	241	1985-86
5.	Phil Pressey	Missouri	240	2012-13
6.	Kenny Higgs	LSU	239	1976-77
7.	Chuck Evans	Miss. State	235	1992-93
8.	<b>Zakai Zeigler</b>	<b>Tennessee</b>	<b>234</b>	<b>2024-25</b>
9.	Roger Harden	Kentucky	232	1985-86
10.	Jared Harper	Auburn	231	2018-19
	Nick Calathes	Florida	231	2008-09

### UNCOMMON OUTINGS

- **Igor Miličić Jr.**, has three showings this season with at least 19 points, nine rebounds and four assists. He is one of just five SEC players in the last 15 years (2010-25) to hit that mark at least thrice in a single campaign. The others are LSU's **Ben Simmons** (10 in 2015-16), Auburn's **Johni Broome** (eight in 2024-25), Tennessee's **Grant Williams** (four in 2018-19) and Texas A&M's **Tyrece Radford** (four in 2023-24).
- **Felix Okpara** has twice made six-plus field goals without a miss this season. He one of 14 SEC player, including the lone Vol, over the last 20 years (2005-25) to do that multiple times in a single campaign.
- **Chaz Lanier** had 30 points on 8-of-13 3-point shooting and five rebounds in the win at #7 Texas A&M (2/22/25). He is the only SEC player in the last 20 seasons (2005-25) with 30 points in an AP top-10 league road win, while only Kentucky's **Kevin Knox** (1/27/18 at #7 West Virginia) even did so in non-conference play. He is also one of three DI players in that time with 30 points, eight made 3-pointers and five rebounds on the road versus an AP top-10 foe, including the second in regulation. The others are Oklahoma's **Buddy Hield** (3OT game on 1/4/16 at #1 Kansas) and Connecticut's **A.J. Price** (2/25/09 at #8 Marquette).

### SENSATIONAL SIX

- Tennessee, Drake, Duke, Gonzaga, Houston and Saint Mary's are the only schools with 25-plus wins each of the past four seasons (2021-22 to 2024-25).
- Only two others, Arizona and Purdue, entered 2024-25 with a three-year streak and can still join that list.

### TOUGH TESTS

- From 1/21/25 to 2/5/25, Tennessee played five straight AP top-15 opponents, a first in program history, and went 3-2. It had never before played even five consecutive AP top-25 foes before.
- The Volunteers' first six SEC home games, from 1/4/25 to 2/5/25, were all against AP top-25 squads. They posted a 5-1 record in those games.

### BUZZER BEATERS

- Tennessee has two buzzer-beating wins at 0:00 this season after not recording one since 11/30/19, a **Lamonte' Turner** 3-pointer in a 72-69 decision against VCU in Niceville, Fla.
- The first one this season came 12/14/24 in a 66-64 road win at Illinois. After the Fighting Illini split two free throws with 5.7 seconds left, **Jordan Gainey** inbounded to **Igor Miličić Jr.**, who gave it back to him. Gainey dribbled down the floor, cut left just before the 3-point line, drove in, switched the ball to his right hand, laid it off the glass and in for the win.
- **Jahmai Mashack**, in a 79-76 victory against #6 Alabama, posted the Volunteers' first home buzzer-beating triumph since a 75-74 win versus Miami (OH) on 11/17/97, over 27 years ago. Down four with under 31 seconds left, **Chaz Lanier** made a shot, got fouled, missed the free throw and Mashack drew a foul on the rebound. He then hit two free throws to tie it. Mashack forced a jump-ball at the other end with 3.8 seconds left and the Volunteers then drew a five-second call. **Zakai Zeigler** inbounded to Mashack, who dribbled up the floor, stopped about 35 feet out and hit the game-winning shot.

### NOT SO EASY IN NON-CON...

- Tennessee had six non-conference games versus Power Five foes, including five away from home. Two were true road games.
- UT is one of just 20 Power Five schools with multiple true road games in non-conference action.
- Of that group, the Vols are among 14 with two such games versus other Power Five teams. The others are Alabama, Baylor, Cal (three), Cincinnati, DePaul, Georgetown, Kansas, Marquette, Notre Dame, Pittsburgh, South Carolina, Wake Forest and Xavier.
- Tennessee won all six of its Power Five non-conference clashes, including five by 13-plus points and three by at least 22. It is the only team in the SEC to beat a Big Ten team in a true road game.

### ...BUT STILL UNDEFEATED

- Tennessee went 13-0 in non-conference play. It marked the program's fifth perfect such mark in the SEC era (since 1932-33), alongside 2020-21 (6-0), 1997-98 (11-0), 1980-81 (8-0) and 1956-57 (8-0).
- The Vols also became the 12th SEC team to win 13-plus regular season non-conference games without a loss. The others are 2024-25 Florida (13-0), 2024-25 Oklahoma (13-0), 2023-24 Ole Miss (13-0), 2019-20 Auburn (13-0), 2015-16 South Carolina (13-0), 2014-15 Kentucky (13-0), 2009-10 Kentucky (15-0), 2007-08 Vanderbilt (15-0), 2007-08 Ole Miss (14-0), 2005-06 Florida (14-0) and 1999-2000 LSU (13-0).

### ANALYTICALLY AWESOME

- Both KenPom.com and EvanMiya.com, rank **Zakai Zeigler** as one of the nine best players in the country. The complete KenPom top-10 list is below...

NAME	KPOY	CONF.	SCHOOL
1. Cooper Flagg	2.570	ACC	Duke
2. Johni Broome	2.337	SEC	Auburn
3. Hunter Dickinson	1.532	Big 12	Kansas
4. Walter Clayton Jr.	1.520	SEC	Florida
5. J.T. Toppin	1.505	Big 12	Texas Tech
6. Nique Clifford	1.474	MWC	Colo. State
7. Kam Jones	1.454	Big East	Marquette
8. John Tonje	1.395	Big Ten	Wisconsin
9. <b>Zakai Zeigler</b>	<b>1.367</b>	<b>SEC</b>	<b>Tennessee</b>
10. Mark Sears	1.366	SEC	Alabama

## GAME-BY-GAME DUNKS

Opponent	For	Against	Margin
Gardner-Webb	3	0	+3
at Louisville	2	0	+2
Montana	6	0	+6
Austin Peay	8	1	+7
vs. Virginia	3	1	+2
vs. Baylor	5	1	+4
UT Martin	6	0	+6
Syracuse	8	3	+5
vs. Miami	4	2	+2
at Illinois	2	1	+1
Western Caro.	8	0	+8
Middle Tenn.	7	0	+7
Norfolk State	7	0	+7
Arkansas	5	1	+4
at Florida	2	3	-1
at Texas	3	2	+1
Georgia	8	0	+8
at Vanderbilt	6	2	+4
Mississippi State	1	1	0
at Auburn	4	2	+2
Kentucky	4	4	0
Florida	4	1	+3
Missouri	5	1	+4
at Oklahoma	5	1	+4
at Kentucky	2	3	-1
Vanderbilt	2	1	+1
at Texas A&M	2	3	-1
at LSU	4	3	+1
Alabama	1	2	-1
at Ole Miss	3	1	+2
South Carolina	6	2	+4
vs. Texas	3	2	+1
vs. Auburn	0	1	-1
vs. Florida			
<b>TOTAL</b>	<b>139</b>	<b>45</b>	<b>+94</b>

## TENNESSEE TORCHBEARER

- On 3/7/25, Chancellor **Donde Plowman** surprised **Jahmai Mashack** before a team film session by naming him a Torchbearer, which is the highest student honor conferred by the University of Tennessee. He was one of just 10 individuals to receive the prestigious distinction in 2025.
- Mashack is the fourth men's basketball to win the award, joining **Carl Langschmidt** (1953), **Byrl Logan** (1939) and **Charles Lucas** (1931).
- Mashack and swimmer **Griffin Hadley**, a fellow 2025 winner, are the first male non-football student-athletes to receive the honor in 72 years, dating to Langschmidt. The only other male student-athletes to garner it during that time are football standouts **Joshua Dobbs** (2016) and **Trey Smith** (2020).
- The award is given for academic achievement and outstanding commitment to others as demonstrated by the student's various activities and significant contributions to the university and the community.

## MORE FROM MR. MASHACK

- Jahmai Mashack** is the chair of the 2024-25 SEC Men's Basketball Leadership Council, as voted by his peers. This is Mashack's third straight year on the committee. He served as the vice chair in 2023-24.
- Mashack, for the second year in a row, is the SEC's rep on the NCAA MBB Oversight Committee (MBOC) Student-Athlete Engagement Group.
- In 2023-24 and 2024-25, Mashack made the SEC Community Service Team. In Tennessee, he works with Second Harvest to address the food scarcity crisis, personally providing food to over 3,500 people and aiding in raising over \$1 million. In his native Los Angeles area, Mashack and his family regularly feed members of the homeless community.
- On 11/21/24, Mashack set up a [virtual food drive](#) for Second Harvest with the goal of raising \$2,000

to feed 30 families during the holiday season. The goal was surpassed within hours eventually closed at \$14,700. On 12/18/24, Mashack helped distribute the food from the money raised, providing 398 households with a total of 21,335 pounds of food.

- On 3/3/25, Mashack set up another Second Harvest [virtual food drive](#) with the goal of raising \$7,900, for the 79 points scored in UT's win over Alabama. In under 48 hours, it already generated over \$38,000.
- Mashack is part of both V.O.I.C.E., a black student-athlete council for community service, and FCA, through which he speaks at schools and churches.
- Mashack was in the VOLEaders Academy in 2022-23. That program ended with a service and cultural emersion trip to the Philippines in July 2023.
- Last offseason, Mashack displayed his work ethic on the court, as he made 30,000 jump-shots from May-August 2024. Assistant coach **Lucas Campbell** gave him a 30K cake when he hit that mark.

## OWNING THE OPENING TIP

- Tennessee has won the jump ball in 24 of 33 outings this season, with **Felix Okpara** taking the circle for all of them.
- After starting 12-9 in jump balls, Okpara has won 12 in a row, including the final 10 of the regular season.

## BACK-TO-BACK BARRAGES

- After shooting 60.8 percent (31-of-51) against Montana (11/13/24), Tennessee tallied a 63.8 percent (37-of-58) mark against Austin Peay (11/27/24).
- Prior to that two-game stretch, the Volunteers had shot over 60.0 percent seven total times in the last 20 seasons (2005-25), with a ledger over 61.0 percent just four times in that stretch.
- Rick Barnes'** team totaled 46 assists across the two wins, amassing 24 and 22, respectively.

## FROM ONCE TO THRICE

- Tennessee has allowed three-dozen (36) or fewer points three times in the last 50 seasons (1975-25), two of which came within the first 11 games of the 2024-25 campaign, both in a three-week stretch.
- Prior to this season, the only such instance came on 12/11/21 in a 76-36 win over UNC Greensboro in **Rick Barnes'** seventh year at the helm.
- The Volunteers beat UT Martin, 78-35, on 11/27/24 to beat that mark by a point. Just 20 days later, on 12/17/24, they picked up an 84-36 decision over Western Carolina.
- The 1975-76 starting point of the 50-year span is 10 years before the shot-clock era (since 1985-86).
- In both games, Tennessee had a half in which it allowed only 15 points, after the break versus UT Martin and before it against Western Carolina.
- The Volunteers conceded a field-goal clip under 23.0 percent in each contest, its fourth and fifth time doing so in the last 20 seasons (2005-25), with four of those outings in Barnes' tenure. UT Martin shot 22.6 percent (12-of-53) and Western Carolina notched a 21.9 percent (14-of-64) ledger.

## TIPPED OFF AS A TOP-15 TEAM

- Tennessee entered 2024-25 as a consensus preseason top-15 team. A list of the Volunteers' preseason top-15 positions is below (a "C" indicates computer poll and an "H" indicates human poll):
- |                          |   |                      |   |
|--------------------------|---|----------------------|---|
| 6. BartTorvik.com        | C | 12. Coaches Poll     | H |
| 8. CBSSports.com         | H | 12. EvanMiya.com     | C |
| 10. The Athletic         | H | 12. Haslametrics.com | C |
| 11. Blue Ribbon Yearbook | H | 12. SI.com           | H |
| 11. FOXSports.com        | H | 13. KenPom.com       | C |
| 12. AP Poll              | H | 13. ESPN.com         | H |
- Since the Coaches Poll started in 1991-92, this was the 10th time UT opened a season top-15 in both that and the AP Poll, including the fifth under **Rick Barnes** and third in a row. The other years were 2023-24 (No. 9/10), 2022-23 (No. 11/11), 2020-21 (No. 12/14), 2018-19 (No. 6/6), 2009-10 (No. 10/11),

2008-09 (No. 14/13), 2007-08 (No. 7/7), 2000-01 (No. 9/8) and 1998-99 (No. 9/9).

- Tennessee's No. 12 spot in the preseason AP Poll tied 2020-21 for the ninth-highest such mark in program history. This was also the fifth consecutive year with Tennessee featured in the preseason AP Poll, tying its longest mark ever, set 2006-07 to 2010-11. All five seasons have featured a top-20 placement—four in the top 12—good for UT's first such streak ever.
- The Vols were in the preseason Coaches Poll for the seventh consecutive year, dating to 2018-19. That extends a program record, as the prior mark was five from 2006-07 to 2010-11. UT claimed a top-20 spot in six of the seven years, placing top-12 in four.

## TENNESSEE TABBED THIRD

- Tennessee placed third in the SEC preseason poll, as voted on by a select panel of league and national media members.
  - Only the two Yellowhammer State schools, Alabama and Auburn, finished above Tennessee in the voting.
  - This is the third straight year the Volunteers took a top-three position in the preseason media poll, the only school that can make such a claim. Tennessee held the top spot in 2023-24 and indeed went on to win the league title. In 2022-23, UT took third-place in the voting.
  - Tennessee has claimed a top-five spot in the preseason media poll seven consecutive years, dating back to the 2018-19 edition.
  - The full SEC preseason poll is below:
- |              |                       |
|--------------|-----------------------|
| 1. Alabama   | 9. Ole Miss           |
| 2. Auburn    | 10. Mississippi State |
| 3. Tennessee | 11. South Carolina    |
| 4. Arkansas  | 12. Georgia           |
| 5. Texas A&M | 13. Missouri          |
| 6. Florida   | 14. LSU               |
| 7. Texas     | 15. Oklahoma          |
| 8. Kentucky  | 16. Vanderbilt        |

## PRESEASON PLAUDITS

- Zakai Zeigler** was a Preseason First Team All-SEC pick from the media, alongside Auburn's **Johni Broome**, Florida's **Walter Clayton Jr.**, Alabama's **Mark Sears** and Texas A&M's **Wade Taylor IV**.
- In addition, Zeigler was one of five individuals to earn votes for SEC Preseason Player of the Year, joining Sears (the designee), Broome, Taylor and Georgia's **Asa Newell**.
- This is the third year in a row Zeigler, a second-team choice in advance of both the 2023-24 and 2022-23 campaigns, garnered Preseason All-SEC honors from the media. He is the fourth such three-time selection in UT history, joining **Allan Houston** (first team in each of 1990-91, 1991-92 and 1992-93), **Tony Harris** (first team in each 1998-99, 1999-2000 and 2000-01) and **Tyler Smith** (second team in 2007-08, first team in both 2008-09 and 2009-10).
- The league's coaches also labeled Zeigler a Preseason First Team All-SEC choice, placing him alongside the same four players. It marked his third consecutive year receiving that distinction, the only such player in the league.
- Zeigler earned Preseason Second Team All-America plaudits from the Blue Ribbon Yearbook, with the other second-team choices Broome, Taylor, Duke's **Cooper Flagg** and Purdue's **Braden Smith**. Jay Bilas named him a Preseason Third Team All-American.
- After finishing as a Midseason Top 10 List selection last year, **Zakai Zeigler** was named to the Bob Cousy Award Top 20 Preseason Watch List this season. In addition, **Chaz Lanier** earned a spot on the Jerry West Award Top 20 Preseason Watch List.
- Zeigler was one of nine SEC players to earn a spot on the Naismith Trophy Preseason Watch List. He also made the Lute Olson POY Award Early Season Watch List, as did **Darlinstone Dubar**.



## 2023-24 CONFERENCE CROWN

- The Volunteers sealed the 2023-24 outright SEC regular season crown with a 66-59 victory at #17/16 South Carolina on 3/6/24 in the second-to-last game of the conference slate.
- The decision marked Tennessee's third straight AP top-25 win in as many outings, a first in program history, and all were over top-20 foes. It also gave UT road victories over AP top-25 teams in back-to-back games for the first time.
- The triumph handed Tennessee its 11th SEC regular season title (first since 2017-18) and sixth outright (first since 2007-08). In total, it marked the 13th season in which UT won a league title, as it twice claimed the SEC Tournament crown (1978-79 and 2021-22) after not placing first in the regular season.
- The Volunteers have now earned at least one of the SEC crowns—regular season or tournament—in three of the last eight seasons (2017-18, 2021-22 and 2023-24), all under **Rick Barnes**, after notching two in the prior 35 campaigns (1982-2017).
- In that eight-year span, only Tennessee, Alabama and Auburn have at least one SEC regular season titles and/or three-plus SEC championships.

## 2023-24 ELITE EIGHT

- Second-seeded UT reached the Elite Eight in 2024, the second such trip in program history (2010).
- The Vols beat No. 15-seeded Saint Peter's, 83-49, in the Round of 64. They then earned a 62-58 win over seventh-seeded Texas, where **Rick Barnes** coached from 1998-2015, in the Round of 32. Both games took place at the Spectrum Center in Charlotte, N.C.
- Tennessee knocked off third-seeded and No. 11-ranked Creighton, 82-75, in the Sweet 16 at Little Caesars Arena in Detroit despite five-year starter **Santiago Vescovi** missing the game with an illness.
- **Dalton Knecht** set a UT record in NCAA Tournament play with 37 points in the Elite Eight against top-seeded, third-ranked Purdue, but Tennessee fell just short, 72-66, in Detroit.

## VARIETY OF VICTORIES IN 2023-24

- Tennessee posted 27 wins last year, its fifth time ever hitting that mark. Three of those five campaigns have come under **Rick Barnes**, all since 2018-19.
- The Volunteers amassed eight true road wins last season, matching 2017-18 and 1999-2000 for their second-most ever.
- The Vols' 14 SEC victories in 2023-24 put them in a five-way tie for their fourth-highest total ever.
- UT's seven AP top-25 wins tied its then-record set in 2021-22. It set a new top mark this year in 2024-25.
- Tennessee notched four AP top-15 triumphs, tying its then-third-most ever in a single campaign.

## THANK YOU, BOB AND BERT

- This is the final season for **Bob Kesling** and **Bert Bertelkamp**, who have served as Tennessee's radio broadcasters on Vol Network for 26 years, dating to 1999-2000.
- Tennessee recognized the two broadcasting icons at halftime of their final home game, 3/8/25 versus South Carolina.
- The SEC honored Kesling and Bertelkamp before tip-off of Tennessee's SEC Tournament opener, 3/14/25 against Texas.

## WELCOME TO ROCKY TOP

- Tennessee inked two consensus four-star, top-105 recruits on 1/13/24 to open the early signing period.
- **DeWayne Brown II** is a 6-9 forward out of Hoover, Ala. He has led Hoover High School to three straight 7A state crowns (2022-23, 2023-24, 2024-25), winning MVP of the state tournament in 2023-24.
- **Amari Evans** is a 6-5 guard from Pittsburgh, Pa., who attends Overtime Elite in Atlanta. The two-time OTE Defensive Player of the Year (2023-24, 2024-25) helped City Reapers win the 2023-24 OTE title.

## FAMILY TIES

- The Tennessee women's basketball team signed five top-60 recruits in the class of 2025, including **Lauren Hurst**. The four-star forward is the younger sister of UT men's basketball player **Grant Hurst**.

## CULTURE WINS

- Tennessee athletic trainer **Chad Newman** is in his 29th year with the men's basketball program. His daughter, **Natalie Newman**, was the lead in the play, "Mary Poppins," at Bearden High School.
- Twelve Vols, **Rick Barnes**, several staffers and VFL **John Fulkerson** (2016-22) attended opening night (11/14/24). The team presented Natalie with flowers.

## A DONATION FOR DICKIE V

- On 3/1/25, **Dick Vitale** called his first game at Food City Center in over two years, since 1/28/23, as #5 Tennessee beat #6 Alabama, 79-76.
- In Vitale's honor, Tennessee players and coaches donated \$10,000 to the Jimmy V Foundation. **Rick Barnes** presented him with the check pregame.

## RAISING MONEY FOR MONEY

- Montana guard **Money Williams** scored 30 points at UT on 11/13/24, becoming the third visitor to do so in **Rick Barnes'** tenure.
- After the game, *Knoxville News Sentinel* writer **Mike Wilson** tweeted a [GoFundMe](#) link set up by Williams and his family to raise money after the tragic passing of both his parents in under a year.
- At the time of the tweet, the fundraiser had approximately \$72,000. Once Vol Nation saw it, hundreds began to donate, as did fans of other teams such as Oregon, a recent Montana opponent.
- Five days after Wilson's tweet, the total was almost \$132,000, largely due to the kindness of UT fans.

## ACADEMIC ACCOLADES

- In each of the last three years, Tennessee has earned the NABC's Team Academic Excellence Award (3.0+ GPA). UT had a 3.28 mark in 2021-22, a 3.33 ledger in 2022-23 and a 3.32 GPA in 2023-24.
- The Volunteers have also posted a perfect 1000 multi-year APR in each of the last three years.
- Six Vols made the NABC Honors Court in 2023-24, including **Grant Hurst** and **Jahmai Mashack**. Eight UT players were on the 2023-24 SEC Winter Honor Roll, including Hurst, Mashack and **Zakai Zeigler**.
- During the 2024 fall semester, UT posted a 3.50 GPA, its best number ever in a single semester. It broke the mark set just one year prior when the Volunteers had a 3.39 GPA in the 2023 fall semester.

## CON"GRAD"ULATIONS

- **Jordan Gainey** (communication studies) and **Jahmai Mashack** (psychology with sociology minor) earned bachelor's degrees from UT in December 2024.
- The Volunteers now have four graduates on their roster, as **Darlistone Dubar** (liberal arts) and **Chaz Lanier** (sport management) graduated from Hofstra and North Florida, respectively, in May 2024.

## ALL BUT FIVE OF 65

- Over the course of their four-year careers, from 2021-22 to 2024-25, **Jahmai Mashack** and **Zakai Zeigler** went 60-5 (.923) in home games. They won each of their first 24 outings at Food City Center.
- The duo went 29-0 (1.000) in non-conference home affairs and 31-5 (.861) in SEC home contests.
- Their overall ledger features a 17-2 (.895) home record versus AP top-25 foes, including a 12-2 (.857) tally against AP top-15 competition. They posted a perfect 7-0 (1.000) mark when hosting AP top-10 opponents.

## ANOTHER TALENTED TRANSFER

- **Chaz Lanier** is a finalist for the Riley Wallace Award, presented to the best transfer in the nation. Last season, **Dalton Knecht** claimed the distinction.
- The league's head coaches voted Lanier the SEC Newcomer of the Year, while Knecht earned the plaudit from the Associated Press last season.

## MORE THAN JUST A COACH

- **Rick Barnes** is among 25 finalists for the Skip Prosser Man of the Year Award, as announced 3/6/25.
- Barnes is one of just eight individuals on the list who coach at the Power Five level.

## BRINGING IN BURGER BOYS

- For the first time since 2018-19, Tennessee does not have a McDonald's All-American on its roster.
- **Rick Barnes** signed at least one each year from 2019-22 after UT had two total in the prior 20 years (1999-2018) and eight ever. Three of four were one-and-done NBA draftees, with two going first-round.
- Barnes has coached 20 McDonald's All-Americans in his career, signing 19 out of high school.

## KD'S COACH

- **Rick Barnes** is one of only four active college head coaches who has developed an NBA MVP, as **Kevin Durant**, his Texas protégée, won it in 2014. He is joined by Arkansas' **John Calipari** (**Derrick Rose** [Memphis], 2011), Kansas' **Bill Self** (**Joel Embiid**, 2023) and Santa Clara's **Herb Sendek** (**James Harden** [Arizona State], 2018), the latter of whom was Barnes' assistant at Providence in 1988-89.
- Barnes and Missouri State's **Cuonzo Martin** are the only active DI coaches who have coached an NBA Finals MVP. Barnes coached Durant (2017, 2018) at Texas, while Martin coached **Jaylen Brown** (2024) at Cal. Martin served as Tennessee's head coach from 2011-14.
- The only active DI head coaches who have coached an NBA All-Star Game MVP are Barnes and Arkansas' **John Calipari**. Durant (2012, 2019) played for Barnes at Texas, while **Anthony Davis** (2017) played for Calipari at Kentucky.
- Barnes and Calipari are the only active DI coaches who had multiple players win medals at the Paris 2024 Olympics. Durant won gold with the USA and **Uroš Plavšić** claimed bronze with Serbia, becoming the third men's basketball medalist in UT history. For Calipari, a trio of ex-Kentucky players won gold with the USA: Davis, **Bam Adebayo** and **Devin Booker**.

## PRO PRODUCER

- Ten players whom Rick Barnes coached in college are active in the NBA in 2024-25: **Kevin Durant** (Suns), **Keon Johnson** (Nets), **Cory Joseph** (Magic), **Dalton Knecht** (Lakers), **Julian Phillips** (Bulls), **Jaden Springer** (Jazz), **Tristan Thompson** (Cavaliers), **P.J. Tucker** (Clippers), **Myles Turner** (Pacers) and **Grant Williams** (Hornets). Eight of them were first-round picks, with two top-five selections.

## NON-CONFERENCE GAME-BY-GAME TIDBITS (NOTES ACCURATE AS OF DATE OF GAME)

### STRONG START

- The Volunteers defeated Gardner-Webb (11/4/24) to begin the season, improving to 35-3 (.921) all-time in home openers at Food City Center, dating to its opening in 1987-88. They are 32-1 (.970) in their last 33 such games and 9-1 (.900) under Barnes.
- Tennessee has won its last four season openers by a combined 114 points, an average of 28.5 per game.

### CONTAINED THE CARDINALS

- The Volunteers improved to 6-2 in their last eight road openers with a wire-to-wire 77-55 triumph at Louisville (11/14/24). UT started 10-of-16 from 3-point range and finished 10-of-19. The Cardinals shot 16-of-60 (26.7 percent) overall, the eighth-lowest mark by a UT foe in **Rick Barnes'** tenure, including 10-of-39 (25.6 percent) from deep.
- The victory was the program's third by 20-plus in a non-conference road game over the past 49 seasons, joining a 68-45 decision at Iowa State (1/27/18) and a 76-50 win at Pittsburgh (12/4/99).

### 60/40/80

- In a victory over Montana (11/13/24), Tennessee shot 60.8 percent (31-of-51) from the floor, 42.9 percent (9-of-21) beyond the arc and 84.0 percent (21-of-25) at the line. It marked first time the Volunteers had a 60/40/80 shooting line with five-plus makes in each area over the last 20 seasons (2005-25).

### CENTURY MARK AND MUCH MORE

- In its 103-68 win over Austin Peay (11/17/24), UT tied its second-highest point total under **Rick Barnes**.
- The Volunteers had six double-digit scorers for the first time since 12/4/22, including five with 12-plus for the first time since 2/1/22.
- Igor Miličić Jr.**, became the third Volunteer in the last 20 seasons (2005-25) with 23 points, nine rebounds, four assists and two blocks in a game, joining **Admiral Schofield** (1/29/19) and **Grant Williams** (11/21/18), both in 2018-19.
- Zakai Zeigler** became the second Vol in those same 20 years to notch 19 points, eight rebounds, three rebounds, one steal and one block, alongside **Trae Golden** (11/11/11). Zeigler, who became the fifth Vol to eclipse 500 career assists in the win, shot 7-of-8 from the field, making him the first UT guard to shoot 85.0 percent on at least eight attempts since **Admiral Schofield** (12/29/18).
- Tennessee opened 18-of-21 from the field and finished the first half 19-of-27 (70.4 percent), its first time eclipsing 70.0 percent in a session since 1/3/23
- The Vols had 10 blocks and 10 steals in the win, their third time doing so in the last 20 seasons (2005-25).

### VICTORY OVER VIRGINIA

- Tennessee won, 64-42, against Virginia (11/21/24) in the Baha Mar Championship opener. It marked the 20th time UT has held its foe to 45 or fewer points under Rick Barnes, including the ninth time versus a Power Six foe. The 42 points tied for the eighth-fewest by a UT foe in the Barnes era, matching the second-lowest point total by a Power Six team.

### BAYLOR BEATDOWN

- The Volunteers earned a 77-62 triumph over #13/14 Baylor (11/22/24) to win the Baha Mar Championship, its 15th non-home in-season tournament crown. The victory was Tennessee's fourth by 15-plus against an AP top-15 foe under **Rick Barnes**.
- UT raced out to a 42-14 advantage and led 47-20 at halftime behind 25 points from **Chaz Lanier**, who was then 7-of-8 from deep. The 25 points were two shy of the most in a half by a Vol in Barnes' tenure, while the seven 3-pointers (his final total) matched the fifth-most ever by a UT player in a game.

### HISTORIC HAPPENINGS

- Tennessee won by 43 points, 78-35, against UT Martin (11/27/24) to cap the opening month.
- UT Martin's 35 points set a record for the fewest scored by a Tennessee opponent in the shot-clock era (since 1985-86). It was the lowest total by a UT foe since 12/15/73 when Temple scored just six points against the Volunteers.
- Only four prior times in the shot-clock era has Tennessee allowed below 40 points in a contest: 36 versus UNC Greensboro (12/11/21), 38 versus Appalachian State (12/15/20), 38 versus Vanderbilt (3/1/14) and 37 at Georgetown (11/30/12).
- The Skyhawks' 35 points marked the fewest ever in the 38-year history of Food City Center, breaking the record of 36 by UNC Greensboro on 12/11/21. Their 22.6 percent (12-of-53) field-goal clip finished just shy of the lowest mark by a DI team in the venue, as Morehead State put up a 22.1 percent (15-of-68) ledger on 12/7/94. The 12 field goals tied for the second-fewest allowed in arena history, trailing only the 11 by Vanderbilt on 3/1/14.
- The victory was UT's 26th by 40-plus in the shot-clock era, including its 22nd versus a DI team and its 14th in **Rick Barnes'** 10-year tenure (13th versus DI).
- It marked the third time UT has held its foe under 23.0 percent shooting under Barnes after doing so once in the prior 10 years.

### CHALLENGE ACCEPTED

- The Volunteers claimed a 96-70 victory over Syracuse (12/3/24) in the SEC/ACC Challenge, leading by as many as 32 points and never trailing after facing an early 2-0 deficit in a sold-out arena.
- Playing its 600th all-time game at Food City Center, which opened in 1987-88, Tennessee moved to 458-142 (.763) in the venue. It also logged its first sellout of the season and 46th all-time, including its 43rd since the 2007-08 capacity reduction.
- Facing a school from his home state, **Zakai Zeigler** moved into the top 10 on Tennessee's all-time made 3-pointers list and into the top three on the career steals leaderboard.
- The SEC went on to win the Challenge, 14-2, including claiming each of the first nine games.

### PROGRAM FIRSTS

- Tennessee earned its first Jimmy V Classic victory with a 75-62 decision over Miami (12/10/24) at Madison Square Garden, improving to 8-12 (7-9 in neutral-site matchups) at the famed arena.
- The Volunteers took the floor as the No. 1 team in the AP Poll. It marked their first time doing so in a non-conference game before the start of SEC play, as well as their first time doing so at a neutral site.
- Playing approximately 38 miles from his hometown, **Zakai Zeigler** recorded his ninth-career double-double with 13 points and a game-best 10 assists.

### BUZZER-BEATER IN CHAMPAIGN

- Playing a non-conference true road game as the No. 1 team in the AP Poll for the first time ever, the Volunteers notched a 66-64 decision at Illinois (12/14/24). **Jordan Gainey** dropped in a coast-to-coast driving layup as time expired to give his team the win after Illinois tied it with 5.7 ticks left.
- Tennessee's most recent buzzer-beating victory was on 11/30/19 against VCU in the Emerald Coast Classic in Niceville, Fla., off a corner 3-pointer by **Lamonte' Turner** for a 72-69 triumph.
- Gainey tallied 23 points to set a new high as a Vol and lead Tennessee in scoring for the first time. He had 18 points in just the final 14 minutes.
- Zakai Zeigler** and **Chaz Lanier** each fouled out in under 26 minutes of action and Gainey played point guard for nearly 14 minutes during a second half in

which Tennessee had zero turnovers. It marked the third time—first in a true road game—in **Rick Barnes'** tenure UT played a full half with no giveaways.

- The Volunteers limited the Fighting Illini to 15-of-51 (29.4 percent) shooting, conceding just 34 points from the floor and only 12 from beyond the arc, where Illinois went 4-of-23 (17.4 percent).
- Tennessee (20-of-28) and Illinois (30-of-36) combined to shoot 50-of-64 at the line in the game, including 34-of-45 in the first half alone.
- After trailing by no more than three points and for a total of just 6:38 in its first nine games, the Volunteers faced an 8-0 deficit to start the game and trailed by six with under 10 minutes to go. They were behind for 23:49, but clawed back to win.

### WIN OVER WESTERN CAROLINA

- The Volunteers moved to 11-0 for the fourth time ever with a 48-point triumph, 84-36, over Western Carolina (12/17/24). After facing a 9-3 deficit to begin the game, they outscored the Catamounts by 54 in the final 36-plus minutes.
- The 48-point win marked the seventh-largest margin of victory for UT in the last 50 seasons (1975-2025), including the sixth-largest against a DI team and third-largest of the last 15 years (2010-25).
- Western Carolina's 36 points tied for the second-fewest by a Tennessee foe in the last 50 years (1975-2025). It marked the second time in three weeks UT held its opponent to three-dozen or fewer points (35 on 11/27/24 against UT Martin) after doing so just once the rest of that 50-year stretch (36 on 12/11/21 versus UNC Greensboro).
- The Catamounts, who shot just 13.5 percent (5-of-37) in the first half and did not make a 2-pointer (0-of-9), finished the night with a 21.9 percent (14-of-64) ledger. It marked the second-lowest clip by a Tennessee opponent in the last 20 seasons (2005-25) behind only the 20.9 percent (14-of-67) tally by Lenoir-Rhyne, a DII school, on 11/6/18. UT forced 16 consecutive missed field goals and did not allow a point for 10:20.
- Tennessee had 17 steals, matching its top figure in the last 15 years (2010-25). It recorded that mark on 1/5/22 in an overtime game against Ole Miss and on 11/7/22 versus Tennessee Tech.
- Jordan Gainey** (five), **Jahmai Mashack** (five) and **Chaz Lanier** (four) became the first Tennessee trio with four-plus steals in a game since 11/27/07 against North Carolina A&T. Gainey tied a career high, while Mashack set a new top mark.
- Zakai Zeigler** had a career-high 10 rebounds, all in the first half, to go with 10 points and nine assists. He finished one assist shy of UT's second triple-double.

### MAKE IT A DOZEN

- Tennessee improved to 12-0 for the third time ever and first in 102 seasons with an 84-68 victory against Middle Tennessee State (12/23/24).
- After trailing at halftime for the first time all season, 40-34, UT outscored the Blue Raiders by 24 points and doubled them up, 48-24, after the break.
- Zakai Zeigler** recorded 17 points and a career-high 15 assists to give him back-to-back double-doubles for the first as a collegian. He tied for the fifth-most single-game assists ever by a Volunteer, notched the top mark by a UT player since 2/28/87 and became the third SEC competitor in the last 20 seasons (2005-25) with a 15-point, 15-assist showing.

### NON-CON SWEEP

- Tennessee ended non-conference play 13-0 after a 67-52 wire-to-wire win over Norfolk State (12/31/24), its fifth such perfect mark in the SEC era.
- Cade Phillips** set a career high with five blocks, while **Chaz Lanier** shot 6-of-16 from deep to tie for the fourth-most 3-point attempts in UT history.



# SEC GAME-BY-GAME TIDBITS (NOTES ACCURATE AS OF DATE OF GAME)

## OUTSTANDING OPENING ACT

- Tennessee moved to 6-4 in SEC openers, including 3-1 at home, in **Rick Barnes'** tenure with a dominant 76-52 triumph over No. 23/RV Arkansas (1/4/25) in front of a sold-out crowd.
- The win pushed UT to 14-0 for the second time ever, matching its start in 1922-23. It also made the Volunteers the final undefeated team in the nation, as Florida and Oklahoma lost their SEC openers.
- Tennessee's 24-point win marked its seventh-largest ever over an AP top-25 foe. This is the second year in a row UT began SEC play by beating a ranked team by at least two-dozen points.
- The 24-point win was also the second-largest in series history, trailing only the 29-point road victory for the Volunteers last season on 2/14/24.
- Chaz Lanier** scored 29 points, the most by a Volunteer in 2024-25, on 10-of-20 shooting.
- Igor Miličić Jr.**, recorded 13 points, a career-high 18 rebounds and five assists. He became the fifth SEC player—sixth occurrence—in the last 20 years (2005-25) to notch that line, including the first to do so in league play. Only two others in that group also had a steal and a block as he did.
- Miličić's 18 rebounds marked the most by a UT player in the **Rick Barnes** era, as the last to hit that figure was **Jarnell Stokes** on 3/23/14 against Mercer in the NCAA Tournament Round of 32 in Raleigh, N.C. The last to do so in league play was Stokes on 1/26/13 versus Alabama.
- Tennessee had a plus-22 edge on the glass, 51-29, including a plus-15 tally, 24-9, on the offensive end. The 51 rebounds marked the program's most since grabbing 56 on 12/7/22 versus Eastern Kentucky.
- Arkansas' 52 points were its third-fewest in the last six seasons (2019-25). The 24-point margin of defeat was its fifth-largest in the last seven years (2018-25), with two of those five against Tennessee.

## FIRST FALL

- The Volunteers' undefeated start came to an end, 73-43, at eighth-ranked Florida (1/7/25) in their SEC road opener.
- Tennessee had its lowest totals in points (43), field-goal percentage (21.4) and made field goals (12) in the **Rick Barnes** era, as well as its largest margin of defeat (30).

## BACK ON TRACK

- In the first-ever SEC meeting between Tennessee and Texas (1/11/25), the Volunteers recorded a 74-70 road victory in a contest that was tied 12 times and for a total of 11:09.
- UT trailed by five with under nine minutes to go in a contest that was entirely played within a 12-point window, but eventually took a game-best seven-point margin in the final minute to earn the win.
- Darlinstone Dubar** scored 12 points, one shy of his season best, while grabbing a season-high six rebounds and making multiple 3-pointers (3-of-5) for the first time as a Vol. His 3-pointer with 3:57 left gave Tennessee a lead it would not relinquish.
- Rick Barnes**, who served as Texas' head coach for 17 years (1998-2015), defeated the Longhorns for third straight year at a third different venue. He is now 5-3 in Tennessee/Texas games (3-1 with the Volunteers, 2-2 with the Longhorns), with this his first win on the road with either side.

## DOWNED THE DAWGS

- In the first-ever AP top-25 matchup between the two schools, Tennessee earned a 74-56 win against No. 23 Georgia (1/15/25). The Volunteers went on a 30-4 run in a span of just 7:25 that included a 26-4 burst to begin the second half.
- Zakai Zeigler** amassed a career-high six steals and,

in doing so, moved from third to first on UT's all-time steals list, upping his mark to 215 to break the record of 212 by **Santiago Vescovi** (2019-24).

- Zeigler finished with 16 points, seven assists and six steals, just the sixth SEC player to achieve that line in the last 15 seasons (2010-25) and the first since Vanderbilt's **Scotty Pippen Jr.**, on 2/22/22 against Alabama. He also became the third player in **Rick Barnes'** 10-year tenure to record at least six steals in a game, joining **Kennedy Chandler** (seven on 11/30/21 versus Presbyterian) and **Jordan Bowden** (six on 2/4/20 at Alabama).
- Jahmai Mashack** scored a season-best 11 points on a perfect 5-of-5 field-goal clip. He is the 13th UT player—17th occurrence—in the last 20 seasons (2005-25) to make five-plus shots in a single game without a miss, including just the fifth guard, alongside **Santiago Vescovi** (12/4/21 at Colorado), **Jordan Bone** (2/2/19 at Texas A&M), **Jordan Bowden** (12/23/17 at Wake Forest) and **J.P. Prince** (3/28/10 against Michigan State in the NCAA Tournament Elite Eight in St. Louis).
- Jordan Gainey** led all scorers with 19 points, his second-most as a Vol, and tied a career high with seven rebounds. **Igor Miličić Jr.**, logged nine points, nine rebounds (career-best seven offensive) and a co-career-high three assists.

## SO CLOSE TO A COMEBACK

- After trailing by 16 with under 11 minutes left and by 10 with fewer than four minutes to play, Tennessee had multiple chances in the closing seconds to tie the game at Vanderbilt (1/18/25), but dropped a 76-75 road decision.
- The Volunteers fell to 15-3 in their last 18 games against the Commodores with Tennessee ranked and Vanderbilt not, dating to 2/3/01, with all three losses by a single point.
- Tennessee had the following streaks snapped in the defeat: 23 wins in a row when shooting better than its opponent, 22 in a row with at least four double-digit scorers, 16 in a row when scoring 50-plus, 16 in a row with a better 3-point percentage than its opponent, 15 in a row versus unranked teams, 15 in a row with more assists than its opponent, 15 in a row when scoring 70-plus, 14 in a row with a better assist/turnover ratio than its opponent and 14 in a row with more made 3-pointers than its opponent.
- Chaz Lanier** (17), **Igor Miličić Jr.** (16), **Felix Okpara** (16) and **Zakai Zeigler** (16) all had 16-plus points. Only thrice prior in the last 20 seasons (2005-25) did UT have at least four players do that in a game, all with **Rick Barnes** on either sideline: 2/2/19 at Texas A&M, 1/15/19 against Arkansas and 12/23/06 in overtime versus Texas (five players did so versus a Longhorns team coached by Barnes).
- Zeigler added 10 assists to record his 12th double-double, moving him into the top 30 on the program's career leaderboard. He also entered the top 30 on the school's scoring list (1,274), as well as became the eighth Vol with 200 made 3-pointers.
- Okpara tied career highs in points (16) and made field goals (seven), plus tied a season high in blocks (four). He went 7-of-7 from the field, just the third Volunteer—fourth occurrence—in the last 17 seasons (2008-25) to make seven-plus field goals in a game without a miss, joining **Olivier Nkamhoua** (10-of-10 on 1/7/23 at South Carolina), Nkamhoua again (8-of-8 on 11/26/21 versus Tennessee Tech) and **Jordan Bone** (7-of-7 on 2/2/19 at Texas A&M).
- Before Okpara, the last SEC player to make seven field goals in an SEC road game without a miss was Auburn's **Jaylin Williams** on 1/17/24 at Vanderbilt.

## BEAT THE BULLDOGS

- In the first AP-ranked matchup between the two sides, Tennessee recorded a 68-56 triumph over No. 14 Mississippi State (1/21/25). The Volunteers led from start to finish, held the Bulldogs to 16 first-half points and built an advantage as high as 20.
- UT moved to 23-6 (.793) in Food City Center sellouts under **Rick Barnes**, as well as to 12-4 (.750) against AP top-15 teams.
- The Vols improved to 3-0 in home SEC play for the fourth time in the last seven years, including the third in the past four and second in a row.
- Chaz Lanier** led all scorers with 23 points, his eighth performance of 22-plus in his first 19 games at UT.

## NEARLY KNOCKED OFF NUMBER ONE

- In the fifth AP top-six showdown in Tennessee history, including the fourth under **Rick Barnes**, the Volunteers fell, 53-51, at #1 Auburn (1/25/25).
- UT held the Tigers, the top team in KenPom adjusted offensive efficiency, to season lows in points, field-goal percentage (30.5; 18-of-59), 3-point percentage (15.0; 3-of-20), made field goals and made 3-pointers. The 53 points were the Tigers' fewest since a 46-43 loss at Tennessee on 2/4/23.
- The Vols led by four, 51-47, with under 1:50 to play, but the Tigers closed on a 6-0 run, including hitting a go-ahead 3-pointer with 28 seconds left.
- Tennessee's 46-game winning streak when leading with 2:00 left in regulation came to an end, as did its 44-game winning streak when allowing under 60 points.
- The contest was, per KenPom, the 28th this season played entirely within a 10-point window. The Tigers' largest least was six and the Volunteers' was four.

## CLOSE CLASH WITH THE CATS

- The Volunteers dropped a 78-73 decision to No. 12 Kentucky (1/28/25), falling to 4-2 in AP top-12 clashes between the two schools under **Rick Barnes**.
- Tennessee trailed by 11 with under 12 minutes left and by nine with fewer than six minutes to go, but got the deficit down to one with 31 ticks remaining.
- The Vols went 11-of-45 from 3-point range, the second-most attempts in program history, but had one fewer make than the Wildcats, who shot 12-of-24. Both teams had 25 total made field goals, UT on 72 attempts and Kentucky on 50.
- Igor Miličić Jr.**, had a game-best 19 points, a team-leading nine rebounds and four assists. It marked his second time posting that line in 2024-25 after no Volunteer had done so at all since **Grant Williams** on 2/2/19 at Texas A&M. He also went 4-of-8 from deep to set a season best in made 3-pointers.
- With a layup at the 16:11 mark of the second half, **Zakai Zeigler**, who missed the final 2:17 of the first half with a right knee injury, became the second player to record 1,300 points, 600 assists and 200 steals at an SEC school. The only other individual to do so is Arkansas' **Kareem Reid** (1995-99).
- The 22,272 fans in attendance marked the most at a game at any location in DI basketball all season.

## TOP-FIVE TRIUMPH

- Despite having just seven scholarship players available and being down two starters, **Igor Miličić Jr.** (illness) and **Zakai Zeigler** (right knee), the Volunteers rolled to a 64-44 victory over #5/6 Florida (2/1/25).
- It marked the first time all season UT changed its starting lineup, just the second time in the last two seasons it had a starter out and the first time since 2/25/23 versus South Carolina it had two primary starters out. Zeigler's only prior six missed outings came after tearing his left ACL late in 2022-23.
- Florida's 44 points snapped a 1,167-game streak of

## SEC GAME-BY-GAME TIDBITS (NOTES ACCURATE AS OF DATE OF GAME)

- scoring at least 45, as it last had below that number on 2/10/90. In addition, it was just the fifth time in the last 48 seasons (1967-2025) the Gators were held below 45 points.
- UT held Florida to 24.5 percent (13-of-53) shooting, its first time under a 25.0 clip in the last 20 seasons (2005-25). Only once in that stretch was it even below a 26.0 mark, as it shot 25.5 percent (13-of-51) on 12/15/07 versus Georgia Southern.
  - The Vols limited Florida to 14.8 percent (4-of-27) 3-point shooting. It marked just the seventh time in the last seven seasons (2018-25) the Gators shot under 15.0 percent from deep, including the first since notching a 7.7 percent (1-of-13) ledger on 3/17/24 versus Auburn in the SEC Tournament final in Nashville, Tenn.
  - **Jordan Gainey** and **Darlinstone Dubar** earned their first starts as Volunteers, with the former posting 16 points, five assists, four rebounds and three steals. Gainey (36:42), Dubar (25:49) and **Cade Phillips** (28:06) all played season highs in minutes.
  - UT improved to 7-1 all-time in AP top-10 home showdowns, including 4-1 as the lower-ranked side and 4-0 (all under **Rick Barnes**) at Food City Center.
  - The Volunteers moved to 6-0 at home versus AP top-five teams under Barnes. The six straight wins, per ESPN, broke the all-time SEC record, previously set by Kentucky in both 1978-84 and 1956-59.

## RALLIED TO TAME THE TIGERS

- After trailing by 11 early in the second half, the Volunteers rallied to take a late 14-point lead on the way to an 85-81 win over #15/16 Missouri (2/5/25).
- Before picking up a second straight AP top-15 win over the Tigers, Tennessee's last victory in which it trailed by double digits was 1/13/24 at Georgia. Nearly identically, it trailed by 11 in the second half, finished with 85 points and won by two possessions, claiming an 85-79 decision.
- Tennessee started 10-of-13 from 3-point range through 29 minutes and finished with a 10-of-15 clip. It marked UT's fourth time in the last 20 seasons (2005-25) making double-digit 3-pointers and hitting two-thirds of its attempts, including the second time—the other was 2/19/13 against LSU—on just 15 attempts.
- The Vols scored 57 second-half points, their most in a frame this year. Their 85 total points marked their fourth-most in a full game and their top tally in SEC competition.
- **Igor Miličić Jr.**, recorded 21 points, 10 rebounds, a co-career-high five assists, a season-best four blocks and two steals. He made his first seven field goals and finished 8-of-10 from the floor, 2-of-3 from deep and 3-of-4 at the line. Per Stats Perform, he became the first DI (men's or women's), NBA or WNBA player this century with 21p/10r/5a/4b/2s line with a 75/50/75 shooting ledger in a game.
- Miličić had at least 19 points, nine boards and four assists for the second game in a row and the third time in 2024-25 after no UT player had hit those marks since **Grant Williams** on 2/2/19 at Texas A&M.
- **Zakai Zeigler** matched Miličić with 21 points and added eight assists. He shot 4-of-4 from 3-point range, his second time making multiple shots from deep without a miss and first time doing so on four attempts, as well as went 7-of-7 from the stripe for the second time.
- With his sixth assist of the night, Zeigler reached 634 in his career, passing Mississippi State's **Dee Bost** (2008-12) for the No. 10 spot in SEC history.
- Per SEC Network, Miličić and Zeigler became the first UT duo with 20-plus points and five-plus assists in the same game in 27 years. The last pair was Brandon Wharton (29 and five) and Tony White (22 and five) on March 6, 1998, in the SEC Tournament quarterfinals in Atlanta versus Arkansas.

## VICTORIOUS FIRST VISIT TO NORMAN

- Playing a campus-site game in the state of Oklahoma for the first time ever, Tennessee rolled to a 70-52 decision at Oklahoma (2/8/25). It led by 20 at halftime and by 28 with under six minutes left.
- The Volunteers shot 15-of-17 from the floor through 15 minutes, en route to a 60.4 percent (29-of-48) final ledger. At the other end, they held the Sooners to a 32.1 percent (17-of-53) figure, their lowest mark at home since 2/7/24 against Kansas.
- Oklahoma, which entered at No. 15 in KenPom adjusted offensive efficiency, registered its lowest point total at home since 11/7/22 versus Sam Houston State. The 18-point setback also tied the Sooners' fifth-largest home loss of the last 30 seasons (1995-2025).
- The triumph gave Tennessee its 31st 20-win season of all-time, including its sixth in the last eight years under **Rick Barnes**. It also increased Barnes' career total to 25 such campaigns, putting him into a tie for the No. 11 spot on the all-time Division I list.
- For the second game in a row, UT blocked eight shots and had none of its shots swatted at the other end of the floor.
- **Chaz Lanier** notched his ninth 20-point outing of the season with 21, while **Zakai Zeigler** finished just shy of a double-double with 17 points and nine assists. Zeigler also moved into a tie for seventh place on the SEC's all-time assists list (645).

## WINNING STREAK SNAPPED AT THREE

- After trailing by nine in the final minute of the first half and by seven with under 14 minutes left, the Volunteers took a three-point lead at Rupp Arena with 6:32 to go, but No. 15/18 Kentucky (2/11/25) closed the game on a 20-6 run in the last 5:59 for a 75-64 home victory. The final margin was the victors' largest of the day.
- For the second time in 15 days, Kentucky shot exactly 50.0 percent from the field and from 3-point range versus Tennessee. In both games, it was 12-of-24 beyond the arc, this time after a 10-of-18 start.
- **Zakai Zeigler** led all players in points (17) and assists (six). The former upped his career total to 1,365, tying **Jordan Bowden** (2016-20) for No. 25 on UT's all-time scoring list, while the latter pushed his mark to 651 and put him sixth in SEC history. Zeigler went 7-of-11 from the floor to tie a season best in makes.
- **Igor Miličić Jr.**, had 16 points, including 13 after halftime, to go along with a game-best nine rebounds. He shot 6-of-9 from the floor, including 3-of-4 on 3-pointers. The rest of the roster went 0-of-14 from deep in the setback.

## COMPLETED THE COMEBACK

- Facing a 16-point deficit in the final minute of the first half, a 13-point deficit at the break and a one-point deficit with three minutes to go, Tennessee came back for an 81-76 triumph over Vanderbilt (2/15/25). The Volunteers' first lead came with 8:57 remaining in the contest.
- The last time UT won after trailing by 15-plus was 3/3/20 at #6 Kentucky, as it won by eight, 81-73, after trailing by 17, 48-31, in the second half at Rupp Arena. That was also the last time the Vols won after being down double digits at halftime, as the score was 42-31 at the break.
- With the win, Tennessee improved to 14-2 in its last 16 games against Vanderbilt, with both setbacks on the road by one point.
- **Zakai Zeigler** had a team-high 22 points and a game-best eight assists. He scored all 22 points during a second half in which he was 7-of-9 overall, 3-of-4 from deep and 5-of-6 at the line. He became the first Volunteer with 20-plus points after the break since **Dalton Knecht** on 3/9/24 against Kentucky.
- Zeigler also upped his career assist mark to 659,

passing Georgia/Kentucky's **Sahvir Wheeler** (656 from 2019-23) for fifth place in SEC history.

- **Zigler** and **Jahmai Mashack** logged their 100th win as Volunteers, becoming the seventh and eighth players in program history to do so.
- **Chaz Lanier** posted his 10th 20-point showing at UT, finishing with 21 on a 9-of-16 field-goal clip.

## TOP-10 TAKEDOWN AT TEXAS A&amp;M

- Tennessee went down by nine early at #7 Texas A&M (2/22/25), but came back to take a four-point halftime lead on the way to a 77-69 top-10 road win.
- The Volunteers set a season high in made 3-pointers, finishing 13-of-27 (48.1 percent). At the other end, they held Texas A&M to a 5-of-30 (16.7 percent) ledger that included a combined 1-of-16 from the Aggies' leading scorers, guards **Wade Taylor IV** (0-of-9) and **Zhuric Phelps** (1-of-7).
- **Chaz Lanier** dropped a season- and game-high 30 points, shooting 10-of-18 overall, 8-of-13 beyond the arc and 2-of-2 at the line. He had 22 points in the first half alone, including going 6-of-7 from deep. He also jumped from No. 11 to sixth on UT's single-season made 3-pointers leaderboard (94).
- Lanier amassed the most points by a Vol this season, the most made 3-pointers by a UT player in the **Rick Barnes** era (2015-25) and became the second SEC player to hit eight-plus 3-pointers in a league game this year. He is the fourth UT player—fifth instance—with at least eight 3-pointers in a game, joining **Chris Lofton** (twice), **Jordan McRae** and **Allan Houston**.
- Lanier is the second SEC player—only one in SEC action—in the last 20 years (2005-25) with 30-plus points in an AP top-10 road win, joining Kentucky's **Kevin Knox** (34 on 1/27/18 at #7 West Virginia).
- Lanier is the third DI player—second in regulation—in those 20 years with 30 points, eight made 3-pointers and five rebounds on the road against an AP top-10 team. He joins Oklahoma's **Buddy Hield** (30T game on 1/4/16 at #1 Kansas) and Connecticut's **A.J. Price** (2/25/09 at #8 Marquette) on the list.
- **Zakai Zeigler** had 16 points, seven assists, two steals and a key late block. He hit a game-sealing 3-pointer with 21 seconds left and finished 10-of-12 from the line, the second time in his career he reached double digits in both categories. Zeigler also moved into fourth on the SEC's career assists lists and into the top five on Tennessee's single-season leaderboard.
- **Rick Barnes** tied **Nolan Richardson** for the No. 20 position (109) on the SEC's all-time league wins list. His 33rd victory over Texas A&M also tied his total versus Texas Tech for his most over any foe.
- The Volunteers claimed their seventh AP top-25 win, tying 2023-24 and 2021-22 for their most ever. They notched their fifth AP top-15 triumph, matching 2022-23 for the second-most in school history behind just the six in 2021-22. UT also earned a second AP top-seven win in a season for the ninth time, four of which are in **Rick Barnes'** tenure.

## TAMED ANOTHER TEAM OF TIGERS

- Tennessee picked up a 66-59 road victory at LSU (2/25/25) and trailed for just 92 seconds.
- **Zakai Zeigler** led the way with 17 points, including 11 in the last 15 minutes. **Felix Okpara** had 15 points, one shy of his career high, and finished with perfect clips from the field (6-of-6) and the line (3-of-3). He is the 13th SEC player and first Vol in the last 20 seasons (2005-25) to shoot 6-of-6 or better multiple times in a single campaign.
- **Chaz Lanier** had 14 points and led all players with a season-high nine rebounds. He was one of four Volunteers with seven-plus boards, the 10th time in the last 20 seasons (2005-25) that happened.
- Tennessee had a 27-8 edge in second-chance points. It marked UT's top total since the 2021-22 season opener when it had 34 versus UT Martin on 11/9/21.



## SEC GAME-BY-GAME TIDBITS (NOTES ACCURATE AS OF DATE OF GAME)

### A TENNESSEE SATURDAY NIGHT THRILLER

- In the first AP top-six matchup in Food City Center and series history, the Volunteers stunned #6 Alabama (3/1/25) on a buzzer-beater, 79-76.
- Tennessee trailed by nine with under 10 minutes left and by four with fewer than 31 seconds to go. **Chaz Lanier** made a shot with 30.3 ticks left to halve the deficit and got fouled, but missed the free throw. However, **Jahmai Mashack** got fouled grabbing the offensive board. He then hit two free throws to level the score. Mashack forced a jump-ball at the other end with 3.8 seconds left, after which the Volunteers drew a five-second violation. UT inbounded to Mashack, who dribbled up the floor and sank a 35-footer at the horn to win the game.
- The Volunteers' last home victory on a 0:00 buzzer-beater was over 27 years ago, a **Charles Hathaway** tip-in to beat Miami (OH), 75-74, on 11/17/97.
- A crowd of 22,392 watched the game, the second-largest in Division I this season and the second-largest in the area at its current capacity.
- UT posted better percentages in all three shooting areas than Alabama, KenPom's third-rated offense.
- The triumph moved **Rick Barnes** into the top 10 on the all-time wins list (min. 10 years at DI level) with his 830th victory. He also improved to 5-0 in AP top-10 home showdowns as the Tennessee head coach, as well as to 9-1 versus top-10 teams at home—that includes eight straight wins and a 7-0 mark in SEC play—and to 8-0 at home against AP top-six foes.
- The decision marked the fourth time in a span of seven games, including the third in the last four, UT came back to win after trailing by nine-plus points.
- With the win, Tennessee set a program record for single-season AP top-25 victories (eight) and matched its top mark for AP top-15 decisions (six).

### ZEIGLER SHINES IN OXFORD SETBACK

- Tennessee's four-game winning streak ended with a 78-76 setback at Ole Miss (3/5/25).
- The Volunteers built a 29-20 first-half lead and had a 56-49 edge with under 11 minutes to play, but the Rebels came back to win on their senior day.
- Facing a 76-72 deficit in the final minute for the second game in a row, UT leveled the score on a four-point play by **Igor Miličić Jr.**, with 40 seconds to play. Ole Miss, though, scored a second-chance basket at the other end and then got a stop to win.
- Chaz Lanier** hit three 3-pointers to push his season total to 102, becoming the third Volunteer—fifth occurrence—to reach triple digits in a campaign, joining **Chris Lofton** (thrice) and **Santiago Vescovi**.
- Zakai Zeigler** had a career-high-tying 15 assists, his most ever in an SEC game. He is the first player in Tennessee history with two 15-assist performances and/or three 14-assist showings. He is also the second DI player with 15-plus multiple times in 2024-25, joining Gonzaga's **Ryan Nembhard**, who is also one of the only three other DI players with 15-plus assists in a road game this year.
- Zeigler is the only SEC player in the last 20 seasons (2005-25) with 15-plus assists in a league road game and/or any regulation road contest. Only Missouri's **Phil Pressey** (12/28/12 at UCLA) has done it on the road, but it was in an overtime affair, and only Kentucky's **TyTy Washington Jr.** (1/8/22 versus Georgia) has done it in SEC play, but it was at home.
- Zeigler became just the eighth Power Six player in the past 20 years (2005-25) with 15-plus assists in a league road contest, including the second in the last seven seasons (2018-25). The others are Louisville's **Chucky Hepburn** (1/21/25 at SMU), Providence's **Kyron Cartwright** (12/28/17 at St. John's), Michigan's **Derrick Walton Jr.** (3/5/17 at Nebraska), North Carolina's **Kendall Marshall** (2/4/12 at Maryland), Illinois' **Demetri McCamey** (2/20/10 at Purdue),

Pittsburgh's **Levance Fields** (2/7/09 at DePaul) and UCLA's **Darren Collison** (2/17/07 at Arizona).

• Zeigler also had three steals to up his career total to 239, moving him past Kentucky's **Wayne Turner** (238 from 1995-99) for the No. 11 spot in SEC history.

### SUCCESSFUL SENIOR DAY

- The Volunteers posted a 75-65 triumph over South Carolina (3/8/25) in their home finale. It made them 8-2 over the final 10 games of the regular season.
- With its 18th double-digit victory of the year, Tennessee locked up its ninth 25-win season ever, including its fourth in a row. It marked the program's third time reaching 25 during the regular season.
- The win gave **Jahmai Mashack** and **Zakai Zeigler** a final home record of 60-5 (.923) in their four years. They also moved to 104-34 (.754) overall Tennessee, tying **Quinn Cannington** and **Wayne Chism**, who went 104-38 (.732) from 2006-10, for the most wins by a four-year player in program history.
- Chaz Lanier** led all scorers with 23 points, including tallying 20 after the break for his third 20-point half of the year. It marked his first in the second stanza.
- Igor Miličić Jr.**, scored 13 points to become the fifth Volunteer with over 1,000 as a collegian.
- Cade Phillips** set a career high with 15 points on 6-of-8 shooting, tying a career best in makes. He threw down a career-best five dunks. Meanwhile, **Jordan Gainey** dished out a career-high six assists, his most in two years as a Volunteer.
- After the game, Tennessee honored its seven seniors: Gainey, Lanier, Mashack, Miličić, Zeigler, **Darlinstone Dubar** and **Grant Hurst**.

## SEC TOURN. GAME-BY-GAME TIDBITS

### HOOKED THE HORNS AGAIN

- Following a double-bye, fourth-seeded Tennessee opened SEC Tournament action with an 83-72 quarterfinal win over No. 13-seeded Texas (3/14/25).
- The Volunteers, who never trailed in the victory, claimed their fourth win in a row over Texas in the last three seasons, with each triumph at a different location and two in the postseason.
- Chaz Lanier**, in his hometown of Nashville, led all scorers with 23 points on 9-of-15 shooting. He scored 17 points on a 7-of-9 clip in the first nine minutes alone. He also surpassed 1,500 career points in the victory.
- Zakai Zeigler**, who scored all 19 of his points in the second half, made history with his fourth of a game-high six assists. That gave him 228 this year, passing **Rodney Woods** (227 in 1974-75) for the Tennessee single-season record. It also made upped his career total to 700, making him the fourth SEC player—second Volunteer—to hit that figure.
- Tennessee tied its season high in made free throws (24) and set a new top mark in attempts (35), with **Jahmai Mashack** shooting 7-of-8. He had a season-high 13 points, co-game-best seven rebounds, season-high-tying four steals and one assist, plus served as the primary defender on the SEC's leading scorer, **Tre Johnson**, who had 11 points on 3-of-8 field-goal shooting.

### GOING TO THE 'SHIP

- The Volunteers registered a 70-65 victory against top-seeded, third-ranked Auburn (3/15/25) in the SEC Tournament semifinals.
- The win put Tennessee in the SEC final for the 14th time, including the fourth in the last seven events.
- Zakai Zeigler**, who entered the top 10 on the SEC's single-season assists list, had 20 points to lead the Volunteers. He went 9-of-9 at the line, his most makes without a miss as a collegian.

- Jordan Gainey**, whose 15 points helped UT to a 25-3 edge in bench points, also tied the best free-throw mark of his career, finishing 8-of-8.
- In total, Tennessee shot 25-of-27 (92.6 percent) at the line, including making all 18 of its tries in the final 16:19. Auburn went just 13-of-22 (59.1 percent) on free throws.
- The Volunteers faced a five-point deficit early in the second half, but went on a 17-4 run to go up by 12 and never fell behind again.
- Across its two games versus the Tigers this season, Tennessee led for over three times as long as it trailed, posting 51:25 and 17:03 ledgers, respectively. During those games, it limited guards **Chad Baker-Mazara**, **Denver Jones** and **Tahaad Pettiford** to a combined 8-of-45 (17.8 percent) field-goal clip, including a 2-of-23 (8.7 percent) mark from deep.
- The Volunteers improved to 9-2 (.818) against AP top-five SEC foes in **Rick Barnes'** tenure, including 8-1 (.889) since 3/2/19.
- The triumph gave UT its seventh AP top-15 win of the season, a new school record. It marked the Vols' fourth win over a top-seven foe this year, tying the program's best mark.

## THOMPSON-BOLING ARENA AT FOOD CITY CENTER



CAPACITY: **21,678** | OVERALL RECORD IN 38 SEASONS AT THOMPSON-BOLING ARENA AT FOOD CITY CENTER: **469-143 (.766)**

### ELITE ATTENDANCE

- Each of the last six non-COVID-impacted seasons, including 2024-25, Tennessee placed top-five in average home attendance. UT ranked third this year.

#### 2024-25 AVERAGE HOME ATTENDANCE LEADERS

1. North Carolina 20,521
  2. Kentucky 20,334
  3. **Tennessee 20,026**
  4. Arkansas 18,996
  5. Syracuse 18,888
  6. Creighton 17,366
- Including 2024-25, UT has ranked top-20 in attendance 20 straight years, with 13 top-five spots.
  - Tennessee's total number of season tickets sold this year (14,500) exceeded the average home attendance of all but 15 DI programs.
  - Four of the six largest regular season single-game attendance totals in 2023-24 were in Knoxville.

#### 2023-24 SINGLE GAME LARGEST CROWDS (reg. season)

1. Notre Dame at Syracuse 2/24/24 25,194
2. Clemson at Syracuse 2/10/24 23,050
3. **Auburn at Tennessee 2/28/24 22,547**
4. **Texas A&M at Tennessee 2/24/24 22,322**
5. **Kentucky at Tennessee 3/9/24 22,206**
6. Ole Miss at Tennessee 1/6/24 21,932

- In 2024-25, UT had eight of the top 18 regular season single-game marks, including two of the top four.

#### 2024-25 SINGLE GAME LARGEST CROWDS (reg. season)

1. Duke at Syracuse 2/5/25 23,13
2. **Alabama at Tennessee 3/1/25 22,392**
3. North Carolina at Syracuse 2/15/25 22,340
4. **Kentucky at Tennessee 1/28/25 22,272**

### NEARLY HALF A MILLION

- Tennessee posted the highest combined MBB/WBB attendance (451,142) in DI in 2022-23. In 2023-24, UT placed third (447,813), despite just 31 total games.

#### 2023-24 COMBINED BASKETBALL ATTENDANCE

Rank	School	Games	Total
1	South Carolina	34	500,880
2	Indiana	35	472,132
3	<b>Tennessee</b>	<b>31</b>	<b>447,813</b>
4	Arkansas	35	411,688
5	Iowa	33	407,958

### HOME HOOPS DURING THE BARNES ERA

- UT is 138-25 (.847) at Food City Center under **Rick Barnes**, including 69-21 (.767) in SEC play.
- Barnes has led the Vols to a 23-8 (.742) home mark against AP top-25 foes, including an 18-7 (.720) tally versus top-20 teams, a 15-5 (.750) ledger against the top 15, a 9-1 (.900) record versus top-10 opponents and a perfect 6-0 record against the top five.
- The Vols won 12 straight home games versus ranked teams, an SEC record per CBS Sports, from 1/30/21 to 2/28/24. That is the longest streak in DI since Kansas notched 17 in a row from 1/11/14 to 2/13/17.

### 20,000 STRONG

- In **Rick Barnes'** 10 seasons, Tennessee has played in front of a home crowd of at least 20,000 on 47 occasions (37-10), with 34 sellouts (27-7).
- In 2022-23, the Volunteers had five sellout crowds, at the time tying an arena single-season record.
- UT well eclipsed that mark last year by selling out eight home games—seven in SEC play—good for its most ever at Food City Center. Four were over-capacity crowds, with the last three above 22,000.
- This season, Tennessee again had eight sellouts, with seven in SEC action: Syracuse (12/3/24), Arkansas (1/5/25), Mississippi State (1/21/25), Kentucky (1/28/25), Florida (2/1/25), Vanderbilt (2/15/25), Alabama (3/1/25) and South Carolina (3/8/25).

### AVG. HOME ATTENDANCE DURING THE BARNES ERA

Season	Average	NCAA Rank
2015-16	14,233	No. 17
2016-17	13,637	No. 20
2017-18	16,210	<b>No. 8</b>
2018-19	19,034 ( <i>No. 9 in UT history</i> )	<b>No. 4</b>
2019-20	18,990 ( <i>No. 10 in UT history</i> )	<b>No. 4</b>
2020-21	4,191 ( <i>COVID-19</i> )	N/A
2021-22	18,202	<b>No. 5</b>
2022-23	18,781	<b>No. 5</b>
2023-24	19,664 ( <i>No. 5 in UT history</i> )	<b>No. 4</b>
2024-25	20,026 ( <i>No. 4 in UT history</i> )	<b>No. 3</b>

### SEASON TICKETS EXCEED 13K AGAIN

- For the sixth straight full-capacity season, Tennessee has sold over 13,000 season tickets. The Vols sold out of the full allotment of 14,500 this year.

### NATION'S MOST PASSIONATE FANS

- In both 2022-23 and 2023-24, Tennessee was the only school in America to rank in the top 10 in average home attendance for football, men's basketball and women's basketball.
- In 2023-24, Tennessee totaled 1,161,218 fans across the three sports, good for the highest mark in the country. It placed over 96,000 above second-place LSU despite hosting six fewer games.
- Tennessee's average attendance of 30,558 across the three sports in 2023-24 led the country and ranked over 3,500 above second-place Michigan.
- In 2023-24, UT placed third and fourth, respectively, in football total and average attendance, making it the only school top-five in football and men's basketball. It ranked ninth and seventh, respectively, in women's basketball.

### ONE FLY, WE ALL FLY

- With approximately 14:00 left on the clock, Tennessee executes its "One Fly, We All Fly" unified slam dunk, a tradition that started in 2018-19.
- Each game's dunker is determined by feel. His teammates circle the paint before he explodes toward the rim. When he takes flight, so do his teammates. As the ball is slammed and the Volunteers land in unison, Tennessee fans let out a roar. The team then briefly return to the locker room for final preparations.
- Teams from all levels of basketball across the globe—including multiple NBA teams (even **LeBron James** weighed in on Instagram)—have replicated "OFWAF," which is believed to have been named by VFL **Admiral Schofield**.

## LARGEST COLLEGE ARENAS

Rank	Arena	School	Capacity	Location	League	On/Off
1	JMA Wireless Dome	Syracuse	35,446	Syracuse, N.Y.	ACC	On
2	Greensboro Coliseum	UNC Greensboro*	23,000	Greensboro, N.C.	SoCon	Off
3	KFC Yum! Center	Louisville	22,090	Louisville, Ky.	ACC	Off
4	Dean E. Smith Center	North Carolina	21,750	Chapel Hill, N.C.	ACC	On
5	<b>Food City Center</b>	<b>Tennessee</b>	<b>21,678</b>	<b>Knoxville, Tenn.</b>	<b>SEC</b>	<b>On</b>
6	Capital One Arena	Georgetown	20,600	Washington, D.C.	BIG EAST	Off
7	Rupp Arena	Kentucky	20,500	Lexington, Ky.	SEC	Off
8	Madison Square Garden	St. John's*	19,812	New York, N.Y.	BIG EAST	Off
9	PNC Arena	NC State	19,700	Raleigh, N.C.	ACC	Off
10	Bud Walton Arena	Arkansas	19,368	Fayetteville, Ark.	SEC	On
11	Marriott Center	BYU	18,987	Provo, Utah	Big 12	On
12	Value City Arena	Ohio State	18,809	Columbus, Ohio	Big Ten	On

Food City Center is the fifth-largest venue in the country, including third-largest among on-campus arenas. It is also the second-largest non-ACC facility in America, including the largest among the other Power Five conferences. It is one of just seven venues with over 20,000 seats.

One of the two schools with a larger arena, UNC Greensboro, only uses it part of the time, as it also has an on-campus facility. The same applies to St. John's, which ranks eighth with its off-campus venue.





## SUPERLATIVES

## TENNESSEE'S RECORD WHEN...

CATEGORY	24-25	RB ERA
At Home	16-1	138-25
On the road	6-5	52-55
At neutral sites	5-0	39-27

Going to overtime.....0-0.....5-6

Facing teams over .500 on gameday.....22-6.....166-94  
 Facing teams under .500 on gameday.....4-0.....45-6  
 Facing teams at .500 on gameday (or 0-0).....1-0.....18-7

Facing AP top-5 opponents.....2-1.....11-9  
 Facing AP top-10 opponents.....4-2.....17-15  
 Facing AP top-15 opponents.....7-4.....29-26  
 Facing AP top-20 opponents.....7-4.....37-33  
 Facing AP top-25 opponents.....9-4.....43-41  
 Facing AP RV opponents.....4-1.....14-3  
 Ranked in AP top 5.....14-3.....50-15  
 Ranked in AP top 10.....21-6.....100-31  
 Ranked in AP top 15.....27-6.....126-40  
 Ranked in AP top 20.....27-6.....157-53  
 Ranked in AP top 25.....27-6.....178-58  
 Receiving AP votes.....0-0.....0-0  
 Both teams are in AP top 5.....0-0.....0-3  
 Both teams are in AP top 10.....4-2.....11-8  
 Both teams are in AP top 15.....7-4.....20-13  
 Both teams are in AP top 20.....7-4.....29-19  
 Both teams are in AP top 25.....9-4.....37-26  
 Both teams are unranked.....0-0.....45-34  
 Ranked in AP top 25, facing unranked opponent.....18-2.....141-32  
 Unranked, facing opponent in AP top 25.....0-0.....6-15

Leading at halftime.....20-2.....187-32  
 Trailing at halftime.....6-4.....35-68  
 Tied at halftime.....1-0.....7-7  
 Leading by double digits at halftime.....11-0.....105-3  
 Trailing by double digits at halftime.....1-1.....4-29

Leading with 10:00 left in regulation.....23-1  
 Trailing with 10:00 in regulation.....4-5  
 Tied with 10:00 in regulation.....0-0  
 Leading with 5:00 in regulation.....25-1  
 Trailing with 5:00 in regulation.....0-4  
 Tied with 5:00 in regulation.....2-1  
 Leading with 2:00 in regulation.....25-1  
 Trailing with 2:00 in regulation.....1-5  
 Tied with 2:00 in regulation.....1-0

Recording more rebounds.....20-2.....170-31  
 Opponent records more rebounds.....7-4.....55-74  
 Rebound total is the same.....0-0.....4-2  
 Recording 35 or more rebounds.....19-3.....165-53  
 Recording fewer than 35 rebounds.....8-3.....64-54  
 Recording more offensive rebounds.....15-2.....118-57  
 Opponent records more offensive rebounds.....10-4.....92-45  
 Offensive rebound total is the same.....2-0.....19-5  
 Recording 10 or more offensive rebounds.....17-3.....158-75  
 Recording fewer than 10 offensive rebounds.....10-3.....71-32

Recording more assists.....24-2.....195-40  
 Opponent records more assists.....2-3.....23-58  
 Assist total is the same.....1-1.....11-9  
 Recording 15 or more assists.....19-2.....158-27  
 Recording fewer than 15 assists.....8-4.....71-80

Committing fewer turnovers.....17-1.....157-52  
 Opponent commits fewer turnovers.....8-4.....55-51  
 Turnover total is the same.....2-1.....17-4  
 Committing fewer than 12 turnovers.....20-4.....131-53  
 Committing 12 or more turnovers.....7-2.....98-54

Recording a better assist/turnover ratio.....23-2.....200-51  
 Opponent records a better assist/turnover ratio.....4-4.....28-56  
 Assist/turnover ratio is the same.....0-0.....1-0  
 Recording assist/turnover ratio of 1.5 or better.....16-2.....122-21  
 Recording assist/turnover ratio below 1.5.....11-4.....107-86

Recording more steals.....15-4.....127-36  
 Opponent records more steals.....11-1.....69-60  
 Steal total is the same.....1-1.....33-11  
 Recording 8 or more steals.....11-2.....106-25  
 Recording fewer than 8 steals.....16-4.....123-82

Recording more blocks.....20-3.....168-44  
 Opponent records more blocks.....3-2.....33-46  
 Block total is the same.....4-1.....28-17  
 Recording 5 or more blocks.....15-3.....127-37  
 Recording fewer than 5 blocks.....12-3.....102-70

Recording fewer personal fouls.....20-1  
 Recording more personal fouls.....7-3  
 Personal foul total is the same.....0-2

Shooting better than opponent from the field.....26-3.....192-22  
 Opponent shoots better from the field.....1-3.....37-84  
 Shooting percentage from the field is the same.....0-0.....0-1  
 Shooting 50 percent or better from the field.....11-0.....82-5  
 Shooting 40-49.9 percent from the field.....13-3.....111-42  
 Shooting 30-39.9 percent from the field.....3-2.....33-51  
 Shooting under 30 percent from the field.....0-1.....3-9

Opponent shoots 50 percent or better from the field.....0-2.....6-34  
 Opponent shoots 40-49.9 percent from the field.....11-2.....79-53  
 Opponent shoots 30-39.9 percent from the field.....10-2.....119-20  
 Opponent shoots under 30 percent from the field.....6-0.....25-0

## TENNESSEE'S RECORD WHEN...

CATEGORY	24-25	RB ERA
Making more 3-pointers.....	18-3	124-46
Opponent makes more 3-pointers.....	7-3	83-50
Made 3-pointer total is the same.....	2-0	22-11
Shooting 35 percent or better on 3-pointers.....	15-2	133-31
Shooting under 35 percent on 3-pointers.....	12-4	96-76

Making more free throws.....19-4.....150-28  
 Opponent makes more free throws.....6-2.....67-76  
 Made free-throw total is the same.....2-0.....12-3  
 Recording more free-throw attempts.....18-4.....140-30  
 Opponent has more free-throw attempts.....7-2.....79-74  
 Attempted free-throw total is the same.....2-0.....10-3  
 Shooting 70 percent or better at the line.....18-5.....154-64  
 Shooting under 70 percent at the line.....9-1.....75-43

Scoring more points off turnovers.....20-2.....169-47  
 Opponent scores more points off turnovers.....7-3.....54-55  
 Points off turnovers total is the same.....0-1.....6-5  
 Scoring more paint points.....19-2.....159-28  
 Opponent scores more paint points.....5-4.....55-75  
 Paint point total is the same.....3-0.....15-4  
 Scoring more second-chance points.....15-2.....140-45  
 Opponent scores more second-chance points.....8-4.....77-56  
 Second-chance point total is the same.....4-0.....12-6  
 Scoring more fast-break points.....17-2.....133-24  
 Opponent scores more fast-break points.....10-4.....79-73  
 Fast-break point total is the same.....0-0.....17-10  
 Scoring more bench points.....15-1.....139-46  
 Opponent scores more bench points.....11-4.....81-56  
 Bench point total is the same.....1-1.....9-5

Six players score in double figures.....1-0.....6-1  
 Five players score in double figures.....3-0.....28-5  
 Four players score in double figures.....11-1.....89-20  
 Three players score in double figures.....9-3.....76-48  
 Two players score in double figures.....3-2.....24-25  
 One player score in double figures.....0-0.....4-7  
 Zero players score in double figures.....0-0.....2-1

Scoring under 50 points.....0-1.....1-5  
 Scoring between 50-59 points.....0-1.....8-24  
 Scoring between 60-69 points.....6-1.....39-40  
 Scoring between 70-79 points.....12-3.....77-26  
 Scoring between 80-89 points.....6-0.....70-9  
 Scoring between 90-99 points.....2-0.....27-3  
 Scoring 100 or more points.....1-0.....7-0

Opponent scores under 50 points.....4-0.....33-0  
 Opponent scores between 50-59 points.....8-1.....62-8  
 Opponent scores between 60-69 points.....9-0.....77-18  
 Opponent scores between 70-79 points.....5-5.....43-42  
 Opponent scores between 80-89 points.....1-0.....11-31  
 Opponent scores between 90-99 points.....0-0.....3-6  
 Opponent scores 100 or more points.....0-0.....0-2

Being the first team to score 10 points.....18-0  
 Being the first team to score 20 points.....22-2  
 Being the first team to score 30 points.....23-2  
 Being the first team to score 40 points.....18-1  
 Being the first team to score 50 points.....20-2  
 Being the first team to score 60 points.....24-2  
 Being the first team to score 70 points.....20-0  
 Being the first team to score 80 points.....9-0  
 Being the first team to score 90 points.....3-0  
 Being the first team to score 100 points.....1-0

Tipping off in morning (before noon local).....2-0.....6-7  
 Tipping off in afternoon (12-4:59 p.m. local).....12-1.....69-42  
 Tipping off in evening (5 p.m. or later local).....13-5.....154-58

Playing in November.....7-0.....44-14  
 Playing in December.....6-0.....48-12  
 Playing in January.....4-4.....54-29  
 Playing in February.....6-1.....49-31  
 Playing in March.....4-1.....34-21

Playing on Weekdays.....15-4.....140-49  
 Playing on Weekends.....12-2.....89-58

Playing on Monday.....2-0.....7-2  
 Playing on Tuesday.....6-3.....60-17  
 Playing on Wednesday.....4-1.....44-17  
 Playing on Thursday.....1-0.....13-5  
 Playing on Friday.....2-0.....16-8  
 Playing on Saturday.....11-2.....77-51  
 Playing on Sunday.....1-0.....12-7

Wearing white uniforms.....14-1  
 Wearing cream uniforms.....4-0  
 Wearing orange uniforms.....7-5  
 Wearing black uniforms.....2-0

## MARGIN OF VICTORY/DEFEAT

	1	2	3	4	5	6	7	8	9
Wins	1	1	1	2	1	1	-	1	-
Losses	-	2	-	-	2	-	-	-	-
	10	11-15	16-19	20-24	25-29	30-34	35+		
Wins	1	5	4	4	1	-	4		
Losses	-	1	-	-	-	1	-		

## LARGEST/SMALLEST POINT TOTALS

## Most First-Half Points

Tennessee: 52, vs. Austin Peay, 11/17/24  
 Opponent: 41, at Vanderbilt, 1/18/25  
 UT Player: Chaz Lanier, 25, vs. Baylor in Nassau, 11/22/24  
 Opp. Player: Camryn Weston, 17, vs. Middle Tenn., 12/23/24

## Fewest First-Half Points

Tennessee: 15, at Florida, 1/7/25  
 Opponent: 15, vs. Western Carolina, 12/17/24

## Most Second-Half Points

Tennessee: 57, vs. Missouri, 2/5/25  
 Opponent: 48, vs. Kentucky, 1/28/25  
 UT Player: Zakai Zeigler, 22, vs. Vanderbilt, 2/15/25  
 Opp. Player: Tamar Bates, 22, vs. Missouri, 2/5/25

## Fewest Second-Half Points

Tennessee: 28, at Florida, 1/7/25  
 Opponent: 15, vs. UT Martin, 11/27/24

## Largest Halftime Lead

Tennessee: 27 (47-20), vs. Baylor in Nassau, 11/22/24  
 Opponent: 19 (34-15), at Florida, 1/7/25

## Largest Halftime Deficit Overcome in a Victory

Tennessee: 13 (44-31), vs. Vanderbilt, 2/15/25  
 Opponent: 5 (41-36), at Ole Miss, 3/5/25

## Largest Comeback in a Victory

Tennessee: 16 (42-26 in 1H), vs. Vanderbilt, 2/15/25  
 Opponent: 9 (29-20 in 1H), at Ole Miss, 3/5/25

## Largest Margin of Victory

Tennessee: 48 (84-36), vs. Western Carolina, 12/17/24  
 Opponent: 30 (73-43), at Florida, 1/7/25

## TEAM STREAKS

Overall: Won 3  
 Home: Won 5  
 Away: Lost 1  
 Neutral: Won 5

SEC: Won 1  
 SEC Home: Won 5  
 SEC Away: Lost 1

Non-Con: Won 15  
 Non-Con Home: Won 36  
 Non-Con Away: Won 2  
 Non-Con Neutral: Won 5

vs. AP Top Five: Won 2  
 vs. AP Top 10: Won 4  
 vs. AP Top 25: Won 3  
 vs. Unranked: Won 2

Overtime: Won 2

Up at Half: Won 1  
 Down at Half: Won 3  
 Tied at Half: Won 1  
 Up w/10m in Reg: Won 3  
 Down w/10m in Reg: Won 2  
 Up w/5m in Reg: Won 3  
 Down w/5m in Reg: Lost 8  
 Up w/2m in Reg: Won 9  
 Down w/2m in Reg: Lost 1

More Rebounds: Won 3  
 Fewer Rebounds: Won 1  
 More Off. Rebs.: Won 3  
 Fewer Off. Rebs.: Won 1

More Assists: Won 2  
 Fewer Assists: Won 2

Fewer TOs: Won 5  
 More TOs: Won 1

Better A/T Ratio: Won 8  
 Worse A/T Ratio: Won 1

More Steals: Won 2  
 Fewer Steals: Won 5

## TEAM STREAKS

Better FG%: Won 3  
 Worse FG%: Won 1

More 3PM: Won 1  
 Fewer 3PM: Won 5  
 Better 3P%: Won 1  
 Worse 3P%: Won 2

More FTM: Won 2  
 Fewer FTM: Won 3  
 More FTA: Won 2  
 Fewer FTA: Won 3  
 Better FT%: Won 1  
 Worse FT%: Won 6

4+ Score 10+: Won 4  
 3 Score 10+: Won 3  
 2 Score 10+: Won 1  
 0-1 Score 10+: Lost 1

Scoring <50: Lost 1  
 Scoring 50+: Won 3  
 Scoring <60: Lost 5  
 Scoring 60+: Won 3  
 Scoring <70: Won 1  
 Scoring 70+: Won 3  
 Scoring <80: Won 2  
 Scoring 80+: Won 11  
 Scoring <90: Won 3  
 Scoring 90+: Won 8

Allowing <50: Won 42  
 Allowing 50+: Won 3  
 Allowing <60: Won 3  
 Allowing 60+: Won 3  
 Allowing <70: Won 6  
 Allowing 70+: Won 1  
 Allowing <80: Won 3  
 Allowing 80+: Won 1  
 Allowing <90: Won 3  
 Allowing 90+: Won 1

Morning Tip-off: Won 2  
 Afternoon Tip-off: Won 6  
 Evening Tip-off: Lost 1

Weekdays: Won 1  
 Weekends: Won 7

## ATTENDANCE SUMMARY

	GP	TOT	AVG	HI	LOW
Home	17	340,436	20,026	22,392	16,866
Away	11	137,950	12,541	20,076	8,522
Neutral	5	55,617	11,123	19,049	2,077
Total	33	534,003	16,182	22,272	2,077



# THE LAST TIME...

## LAST TIME A TENNESSEE PLAYER...

**Scored 40+ Points:** Dalton Knecht (40), vs. Kentucky, 3/9/24  
**Scored 35+ Points:** Dalton Knecht (37), vs. Purdue in NCAA Tournament (Detroit), 3/31/24  
**Scored 30+ Points:** Chaz Lanier (30), at Texas A&M, 2/22/25  
**Scored 25+ Points:** Chaz Lanier (30), at Texas A&M, 2/22/25

**Scored 20+ Points off the Bench:** Jordan Gainey (23), at Illinois, 12/14/24

**Scored 35+ Points in Back-To-Back Games:** Dalton Knecht, 36 at Georgia (1/13/24) and 39 vs. Florida (1/16/24)

**Scored 30+ Points in Back-To-Back Games:** Dalton Knecht, 32 at Vanderbilt (1/27/24) and 31 vs. South Carolina (1/30/24)

**Scored 25+ Points in Three-Plus Straight Games:** Dalton Knecht (six), 28 at Mississippi State (1/10/24), 36 at Georgia (1/13/24), 39 vs. Florida (1/16/24), 25 vs. Alabama (1/20/24), 32 at Vanderbilt (1/27/24) and 31 vs. South Carolina (1/30/24)

**Scored 25+ Points in Back-to-Back Games:** Chaz Lanier, 26 vs. Virginia (11/21/24) and 25 vs. Baylor (11/22/24), both in Baha Mar Championship (Nassau, Bahamas)

**Scored 20+ Points in Seven Straight Games:** Kevin Punter Jr., 24 vs. Gardner-Webb (11/22/15), 26 vs. Army West Point (11/24/15), 24 vs. George Washington (12/27/15), 23 vs. Nebraska (11/28/15), 27 at Butler (12/12/15), 24 vs. Florida Atlantic (12/16/15) and 23 vs. Gonzaga (12/19/15)

**Had 20+ Rebounds:** Jeronne Maymon (20), vs. Memphis, 11/22/11

**Had 15+ Rebounds:** Igor Miličić Jr. (18), vs. Arkansas, 1/4/25

**Had 10+ Off. Rebounds:** Jeronne Maymon (10), vs. NC State, 12/18/13

**Had 7+ Off. Rebounds:** Igor Miličić Jr. (7), vs. Georgia, 1/15/25

**Made 15+ FGs:** Dylon Nix (15-19), vs. Tennessee Tech, 11/25/88

**Made 12+ FGs:** Dalton Knecht (14-31), vs. Purdue in NCAA Tournament (Detroit), 3/31/24

**Made 10+ FGs:** Chaz Lanier (10-18), at Texas A&M, 2/22/25

**Took 25+ FGs:** Dalton Knecht (14-31), vs. Purdue in NCAA Tournament (Detroit), 3/31/24

**Took 20+ FGs:** Chaz Lanier (10-20), vs. Arkansas, 1/4/25

**Shot 100 Percent (min. 10 FGM):** Olivier Nkamhoua (10-10), at South Carolina, 1/7/23

**Shot 100 Percent (min. 7 FGM):** Felix Okpara (7-7), at Vanderbilt, 1/18/25

**Shot 100 Percent (min. 4 FGM):** Felix Okpara (6-6), at LSU, 2/25/25

**Shot over 75 Percent (min. 10 FGM):** Jonas Aidoo (11-14), at Arkansas, 2/14/24

**Shot over 75 Percent (min. 8 FGM):** Igor Miličić Jr. (8-10), vs. Missouri, 2/5/25

**Shot over 75 Percent (min. 5 FGM):** Felix Okpara (6-6), at LSU, 2/25/25

**Made 12+ FGs in Back-to-Back Games:** Dalton Knecht, 12-20 at Georgia (1/13/24) and 13-23 vs. Florida (1/16/24)

**Made 10+ FGs in Back-to-Back Games:** Dalton Knecht, 13-21 at Vanderbilt (1/27/24) and 11-24 vs. South Carolina (1/30/24)

**Made 10+ FGs in Three-Plus Straight Games:** Dalton Knecht, 10-18 at Mississippi State (1/10/24), 12-20 at Georgia (1/13/24) and 13-23 vs. Florida (1/16/25)

**Took 20+ FGs in Two Straight Games:** Dalton Knecht, 8-21 vs. Creighton in NCAA Tournament (Detroit; 3/29/24) and 14-31 vs. Purdue in NCAA Tournament (Detroit; 3/31/24)

**Took 20+ FGs in Five Straight Games:** Dalton Knecht, 12-20 at Georgia (1/13/24), 13-23 vs. Florida (1/16/23), 8-20 vs. Alabama (1/20/24), 13-21 at Vanderbilt (1/27/24) and 11-24 vs. South Carolina (1/30/24)

**Made 8+ 3Ps:** Chaz Lanier (8-13), at Texas A&M, 2/22/25

**Made 7+ 3Ps:** Chaz Lanier (8-13), at Texas A&M, 2/22/25

**Made 6+ 3Ps:** Chaz Lanier (8-13), at Texas A&M, 2/22/25

**Made 5+ 3Ps Without a Miss:** Santiago Vescovi (5-5), vs. Austin Peay, 12/21/22

**Made 3+ 3Ps Without a Miss:** Zakai Zeigler (4-4), vs. Missouri, 2/5/25

**Took 15+ 3Ps:** Chaz Lanier (6-16), vs. Norfolk State, 12/31/24

**Took 12+ 3Ps:** Chaz Lanier (8-13), at Texas A&M, 2/22/25

**Took 10+ 3Ps:** Chaz Lanier (8-13), at Texas A&M, 2/22/25

**Made 20+ FTs:** Grant Williams (23-23), at Vanderbilt, 1/23/19

**Made 15+ FTs:** Grant Williams (23-23), at Vanderbilt, 1/23/19

**Made 10+ FTs:** Zakai Zeigler (10-12), at Texas A&M, 2/22/25

**Made 10+ FTs Without a Miss:** Jaden Springer (10-10), at Vanderbilt, 2/24/21

**Made 7+ FTs Without a Miss:** Zakai Zeigler (9-9) and Jordan Gainey (8-8), vs. Auburn in SEC Tournament (Nashville, Tenn.), 3/15/25

**Took 20+ FTs:** Grant Williams (23-23), at Vanderbilt, 1/23/19  
**Took 15+ FTs:** Grant Williams (23-23), at Vanderbilt, 1/23/19  
**Took 10+ FTs:** Zakai Zeigler (6-11) vs. Texas in SEC Tournament (Nashville, Tenn.), 3/14/25

**Made 8+ FTs Without a Miss in Back-to-Back Games:** Dalton Knecht, 9-9 vs. Florida (1/16/24) and 8-8 vs. Alabama (1/20/24)

**Had 15+ Assists:** Zakai Zeigler (15), at Ole Miss, 3/5/25

**Had 12+ Assists:** Zakai Zeigler (15), at Ole Miss, 3/5/25

**Had 10+ Assists:** Zakai Zeigler (15), at Ole Miss, 3/5/25

**Had 7+ Assists with No TOs:** Zakai Zeigler (14), vs. Texas A&M, 2/24/24

**Had 7+ Steals:** Kennedy Chandler (7), vs. Presbyterian, 11/30/21

**Had 6+ Steals:** Zakai Zeigler (6), vs. Georgia, 1/15/25

**Had 5+ Steals:** Zakai Zeigler (5), vs. Mississippi State, 1/21/25

**Had 7+ Blocks:** Yves Pons (9), vs. Florida in SEC Tournament (Nashville, Tenn.), 3/12/21 (*program record*)

**Had 5+ Blocks:** Cade Phillips (5), vs. Norfolk State, 12/31/24

**Played Every Second:** Zakai Zeigler (40:00), vs. Creighton in NCAA Tournament (Detroit), 3/29/24

**Played Every Second in Back-to-Back Games:** Zakai Zeigler, (40:00) vs. Texas in NCAA Tournament (Charlotte; 3/23/24) and (40:00) vs. Creighton in NCAA Tournament (Detroit; 3/29/24)

**Converted 4-Point Play:** Igor Miličić Jr. (0:40 left in 2H), at Ole Miss, 3/5/25

**Scored at Buzzer To Force Overtime:** Robert Hubbs III, at Vanderbilt, 2/11/15 (driving layup as time expired to tie it at 67 [UT won, 76-73, in OT])

**Scored in Closing Seconds To Force Overtime:** Josiah-Jordan James, vs. Texas Tech in Jimmy V Classic (New York City), 12/7/21 (transition 3-pointer with 31 seconds left in regulation to tie it at 44 [UT lost, 57-52, in OT])

**Scored at Buzzer to Win:** Jahmai Mashack, vs. Alabama, 3/1/25 (35-footer after dribbling up the floor following a forced five-second call with 3.8 seconds left to win, 79-76)

**Scored in Closing Seconds to Win:** Grant Williams, at Ole Miss, 2/27/19 (driving layup with three seconds left to win, 73-71)

**Scored 20+ Points in First Half:** Chaz Lanier (22 of his 30), at Texas A&M, 2/22/25

**Scored 20+ Points in Second Half:** Chaz Lanier (20 of his 23), vs. South Carolina, 3/8/25

**Scored 20+ in a Half in Two-Plus Straight Games:** Dalton Knecht (three), 26 in 2H at Mississippi State (1/10/24), 20 in 2H at Georgia (1/13/24) and 22 in 1H vs. Florida (1/16/24)

**Scored 15+ in Five-Plus Straight Halves:** Dalton Knecht (six), 26 in 2H at Mississippi State (1/10/24), 16 in 1H & 20 in 2H at Georgia (1/13/24), 22 in 1H & 17 in 2H vs. Florida (1/16/24) and 17 in 1H vs. Alabama (1/20/24)

**Scored 10+ in Both Halves of Back-to-Back Games:** Chaz Lanier, 14 & 20 vs. Norfolk State (12/31/24) and 14 & 15 vs. Arkansas (1/4/25)

**Scored 10+ in Both Halves of Three Straight Games:** Dalton Knecht (three), 14 & 13 vs. LSU (2/7/24), 10 & 12 at Texas A&M (2/10/24), 12 & 10 at Arkansas (2/14/24)

**Made 7+ 3Ps in a Half:** Chaz Lanier (7-8), vs. Baylor in Baha Mar Championship (Nassau, Bahamas), 11/22/24

**Made 5+ 3Ps in a Half:** Chaz Lanier (6-7), at Texas A&M, 2/22/25

**Had a 4x5 Game:** Armani Moore (6 pts, 6 reb, 5 ast, 5 blk), vs. Texas A&M, 1/9/16

**Had a PTS/AST Double-Double:** Zakai Zeigler (16 pts, 10 ast), at Vanderbilt, 1/18/25

**Had a PTS/REB Double-Double:** Igor Miličić Jr. (21 pts, 10 reb), vs. Missouri, 2/5/25

**Had a 20-Point Double-Double with Assists:** Zakai Zeigler (26 pts, 13 ast), at Kentucky, 2/3/24

**Had a 20-Point Double-Double with Rebounds:** Igor Miličić Jr. (21 pts, 10 reb), vs. Missouri, 2/5/25

**Had A 15-15 Game:** Zakai Zeigler (17 pts, 15 ast), vs. Middle Tennessee, 12/23/24

**Had A Triple-Double:** Tyler Smith (12 pts, 10 reb, 10 ast), vs. UNC Asheville, 12/3/08 (*only triple-double in UT history*)

**Was Called for a Technical Foul:** Zakai Zeigler, vs. Auburn in SEC Tournament (Nashville, Tenn.), 3/15/25

**Was Ejected:** Yemi Makanjuola (type-2 flagrant foul), at Vanderbilt, 1/24/12

## LAST TIME A TENNESSEE FRESHMAN...

**Scored 30+ Points:** Jaden Springer (30), vs. Georgia, 2/10/21  
**Scored 25+ Points:** Julian Phillips (25) vs. USC in Battle 4 Atlantis (Paradise Island, Bahamas), 11/24/22  
**Scored 20+ Points:** Julian Phillips (25) vs. USC in Battle 4 Atlantis (Paradise Island, Bahamas), 11/24/22

**Had 12+ Rebounds:** Olivier Nkamhoua (13), vs. Florida A&M, 12/4/19

**Had 10+ Rebounds:** Tobe Awaka (10), at Auburn, 3/4/23

**Had 7+ Offensive Rebounds:** Olivier Nkamhoua (7), vs. Florida A&M, 12/4/19

**Had 5+ Offensive Rebounds:** Tobe Awaka (5), vs. Arkansas, 2/28/23

**Made 12+ FGs:** Kennedy Chandler (13-20), at Colorado, 12/4/21

**Made 10+ FGs:** Kennedy Chandler (13-20), at Colorado, 12/4/21

**Made 8+ FGs:** Kennedy Chandler (9-19), vs. Michigan in NCAA Tournament (Indianapolis), 3/19/22

**Took 20+ FGs:** Kennedy Chandler (13-20), at Colorado, 12/4/21

**Took 15+ FGs:** Kennedy Chandler (9-19), vs. Michigan in NCAA Tournament (Indianapolis), 3/19/22

**Shot 100 Percent (min. 5 FGM):** Derrick Walker (5-5), at South Carolina, 1/20/18

**Shot 100 Percent (min. 4 FGM):** Josiah-Jordan James (4-4), vs. Washington in James Naismith Classic (Toronto, Ontario), 11/16/19

**Shot over 75 Percent (min. 10 FGM):** Grant Williams (10-12), vs. Lipscomb, 12/15/16

**Shot over 75 Percent (min. 8 FGM):** Kennedy Chandler (9-12), at Missouri, 2/22/22

**Shot over 75 Percent (min. 5 FGM):** Julian Phillips (5-6), vs. Mississippi State, 1/3/23

**Made 7+ 3Ps:** Lamonte' Turner (7-11), vs. Presbyterian, 12/6/16

**Made 6+ 3Ps:** Santiago Vescovi (6-13), vs. LSU, 1/4/20 (*collegiate debut*)

**Made 5+ 3Ps:** Kennedy Chandler (5-6), vs. Arkansas, 3/5/22

**Made 4+ 3Ps Without a Miss:** Kennedy Chandler (4-4), vs. UT Martin, 11/9/21 (*collegiate debut*)

**Took 12+ 3Ps:** Chris Lofton (5-13), at Kentucky, 3/2/05

**Took 10+ 3Ps:** Santiago Vescovi (4-11), vs. Kentucky, 2/8/20

**Took 8+ 3Ps:** Zakai Zeigler (2-8), vs. Ole Miss, 1/5/22

**Made 12+ FTs:** Grant Williams (12-13), vs. Missouri, 2/18/17

**Made 10+ FTs:** Julian Phillips (10-12) vs. USC in Battle 4 Atlantis (Paradise Island, Bahamas), 11/24/22

**Made 8+ FTs:** Julian Phillips (10-12) vs. USC in Battle 4 Atlantis (Paradise Island, Bahamas), 11/24/22

**Made 10+ FTs Without a Miss:** Jaden Springer (10-10), at Vanderbilt, 2/24/21

**Made 7+ FTs Without a Miss:** Julian Phillips vs. Alcorn State, 12/4/22

**Took 12+ FTs:** Julian Phillips (10-12) vs. USC in Battle 4 Atlantis (Paradise Island, Bahamas), 11/24/22

**Took 10+ FTs:** Julian Phillips (7-10), vs. Eastern Kentucky, 12/7/22

**Had 10+ Assists:** Kennedy Chandler (10), at South Carolina, 2/5/22

**Had 7+ Assists:** Kennedy Chandler (9), vs. Michigan in NCAA Tournament (Indianapolis), 3/19/22

**Had 5+ Assists:** Julian Phillips (6), vs. Georgia, 1/25/23

**Had 7+ Assists Without no TOs:** Kennedy Chandler (7) vs. Texas A&M in SEC Tournament (Tampa, Fla.), 3/13/22

**Had 5+ Assists Without no TOs:** Kennedy Chandler (7) vs. Texas A&M in SEC Tournament (Tampa, Fla.), 3/13/22

**Had 7+ Steals:** Kennedy Chandler (7) vs. Presbyterian, 11/30/21

**Had 5+ Steals:** Kennedy Chandler (5) and Zakai Zeigler (5), at Mississippi State, 2/9/22

**Had 5+ Blocks:** Grant Williams (6), at Texas A&M, 12/29/16

**Had 4+ Blocks:** Grant Williams (4), at LSU, 3/1/17

**Had 3+ Blocks:** Jonas Aidoo (3), vs. Arkansas, 3/5/22

**Had at PTS/AST Double-Double:** Kennedy Chandler (11pts, 10ast), at South Carolina, 2/5/22

**Had a PTS/REB Double-Double:** Julian Phillips (18pts, 11reb), at Mississippi State, 1/17/23

**Had 20-Point Double-Double:** Tobias Harris (21pts, 11reb), at Arkansas, 1/8/11

# THE LAST TIME...

## LAST TIME TENNESSEE...

**Won by 50+ Points:** 94-40 (+54), vs. Alcorn State, 12/4/22  
**Won by 40+ Points:** 84-36 (+48), vs. Western Carolina, 12/17/24  
**Won by 35+ Points:** 84-36 (+48), vs. Western Carolina, 12/17/24  
**Won by 30+ Points:** 84-36 (+48), vs. Western Carolina, 12/17/24  
**Won by 25+ Points:** 84-36 (+48), vs. Western Carolina, 12/17/24  
**Won by 20+ Points:** 64-44 (+20), vs. Florida, 2/1/25  
**Won by One Possession:** 79-76 (+3), vs. Alabama, 3/1/25  
**Won by One Point:** 69-68, at Alabama, 2/4/20

**Won by 35+ Points in Back-to-Back Games:** 92-57 (+35) vs. Montana (11/13/24) and 103-68 (+35) vs. Austin Peay (11/17/24)

**Won by 30+ Points in Three Straight Games:** 76-40 (+36) vs. McNeese State (11/30/22), 94-40 (+54) vs. Alcorn State (1/4/22), 84-49 (+35) vs. Eastern Kentucky (12/7/22)

**Won by 15+ Points in Five-Plus Straight Games:** (eight), 80-64 (+16) vs. Gardner-Webb (11/4/24), 77-55 (+22) at Louisville (11/9/24), 92-57 (+35) vs. Montana (11/13/24), 103-68 (+38) vs. Austin Peay (11/17/24), 64-42 (+22) vs. Virginia in Nassau (11/21/24), 77-62 (+15) vs. Baylor in Nassau (11/22/24), 78-35 (+43) vs. UT Martin (11/27/24), 96-70 (+26), vs. Syracuse (12/3/24)

**Won in OT:** 73-66 (OT), vs. USC in Battle 4 Atlantis (Paradise Island, Bahamas), 11/24/22

**Won in Multiple OTs:** 93-85 (4OT), at Texas A&M, 2/23/13

**Beat the AP #1 Team:** 68-59, vs. #1 Alabama, 2/15/23

**Beat an AP Top-Five Team:** 70-65, vs. #3 Auburn in SEC Tournament (Nashville, Tenn.), 3/15/25

**Beat an AP Top-10 Team:** 70-65, vs. #3 Auburn in SEC Tournament (Nashville, Tenn.), 3/15/25

**Beat an AP Top-25 Team:** 70-65, vs. #3 Auburn in SEC Tournament (Nashville, Tenn.), 3/15/25

**Beat an AP Top-25 Team by 20+ Points:** 64-44 (+20), vs. #5 Florida, 2/1/25

**Beat an AP Top-25 Team by 15+ Points:** 64-44 (+20), vs. #5 Florida, 2/1/25

**Lost to an AP Top-Five Team:** 53-51, at #1 Auburn, 1/25/25

**Lost to an AP Top-10 Team:** 53-51, at #1 Auburn, 1/25/25

**Lost to an AP Top-25 Team:** 75-64, at Kentucky, 2/11/25

**Lost to an Unranked Team:** 78-76, at Ole Miss, 3/5/25

**Beat an AP Top-25 Team in Three Straight Games:** 92-84 vs. #11 Auburn (2/28/24), 81-74 at #14 Alabama (3/2/24) and 66-59 at #17 South Carolina (3/6/24) (*only time ever*)

**Beat an AP Top-15 Team in Back-to-Back Games:** 64-44 vs. #5 Florida (2/1/25) and 85-81 vs. #15 Missouri (2/5/25)

**Played an AP Top-25/Top-15 Team in Five Straight Games:** vs. #14 Mississippi State (68-56 win; 1/21/25), at #1 Auburn (53-51 loss; 1/25/25), vs. #12 Kentucky (78-73 loss; 1/28/25), vs. #5 Florida (64-44 win; 2/1/25), vs. #15 Missouri (85-81 win; 2/5/25) (*only time ever*)

**Played AP #1 and #2 Teams Back-to-Back:** vs. #2 Purdue (71-67 loss; 11/21/23) and vs. #1 Kansas (69-60 loss, 11/22/23) in Maui Invitational (Honolulu) (*first team to do so on back-to-back days since Loyola Chicago in Jan. 1972*)

**Scored 110+ Points:** 124, vs. UNC Asheville, 11/17/09

**Scored 105+ Points:** 106, vs. Arkansas, 1/15/19

**Scored 100+ Points:** 103, vs. Austin Peay, 11/17/24

**Scored 95+ Points:** 96, vs. Syracuse, 12/3/24

**Scored 90+ Points:** 96, vs. Syracuse, 12/3/24

**Scored Fewer Than 50 Points:** 43, at Florida, 1/7/25

**Scored 90+ Points in Back-to-Back Games:** 92 vs. Montana (11/13/24) and 103 vs. Austin Peay (11/17/24)

**Allowed Under 40 Points:** 36, vs. Western Carolina, 12/17/24

**Allowed Under 50 Points:** 44, vs. Florida, 2/1/25

**Allowed Under 60 Points:** 59, at LSU, 2/25/25

**Never Trained:** vs. Texas in SEC Tournament (Nashville, Tenn.), 3/14/25

**Led Wire to Wire:** vs. Mississippi State, 1/21/25

**Never Led:** at Florida, 1/7/25

**Trained Wire to Wire:** at Florida, 1/7/25

**Never Trained in Three Straight Games:** vs. Tennessee Tech (11/6/23), at Wisconsin (11/10/23) and vs. Wofford (11/14/23)

**Led Wire to Wire in Back-to-Back Games:** at Kentucky (2/3/24) and vs. LSU (2/7/24)

**Held a 40-Point Lead:** 84-36, 36, vs. Western Carolina, 12/17/24 (final score)

**Faced 35-Point Deficit:** 64-29 (also 64-28), at Florida, 1/7/25 (lost, 73-43)

**Faced 30-Point Deficit:** 73-43, final score, at Florida, 1/7/25

**Faced 25-Point Deficit:** 73-43, final score, at Florida, 1/7/25

**Faced 20-Point Deficit:** 73-43, final score, at Florida, 1/7/25

**Faced 15-Point Deficit:** 44-29 (also 42-26), vs. Vanderbilt, 2/15/25 (won, 81-76)

**Overcame 20-Point Deficit to Win:** 84-77 (trailed 34-13 in 1H), vs. Kentucky, 2/2/16

**Overcame 15-Point Deficit to Win:** 81-76 (trailed 42-26 in 1H), vs. Vanderbilt, 2/15/25

**Overcame 10-Point Deficit to Win:** 81-76 (trailed 42-26 in 1H), vs. Vanderbilt, 2/15/25

**Overcame 15-Point Halftime Deficit to Win:** 111-105 in OT (trailed 50-35 at HT), vs. Texas, 12/23/06

**Overcame a 10-Point Halftime Deficit to Win:** 81-76 (trailed 44-31 at HT), vs. Vanderbilt, 2/15/25

**Won When Down at Halftime:** 70-65 (trailed 33-32), vs. Auburn in SEC Tournament (Nashville, Tenn.), 3/15/25

**Won When Tied at Halftime:** 68-59 (tied 29-29), vs. Alabama, 2/15/23

**Had 55+ Rebounds:** 58, vs. UT Martin, 11/18/08

**Had 50+ Rebounds:** 51, vs. Arkansas, 1/4/25

**Had 45+ Rebounds:** 51, vs. Arkansas, 1/4/25

**Had 20+ Offensive Rebounds:** 24, vs. Arkansas, 1/4/25

**Had 15+ Offensive Rebounds:** 15, vs. Texas in SEC Tournament (Nashville, Tenn.), 3/14/25

**Shot 60+ Percent on FGs:** 29-48 (60.4), at Oklahoma, 2/8/25

**Shot 55+ Percent on FGs:** 29-52 (55.8), vs. Vanderbilt, 2/15/25

**Shot Under 30 Percent on FGs in a Half:** 12-56 (21.4), at Florida, 1/7/25

**Shot Under 25 Percent on FGs:** 12-56 (21.4), at Florida, 1/7/25

**Shot 60+ Percent on FGs in Back-to-Back Games:** 31-51 vs. Montana (11/13/24) and 37-58 vs. Austin Peay (11/17/24)

**Made 40+ FGs:** 42-72, vs. Tennessee Tech, 12/18/20

**Made 35+ FGs:** 35-65, vs. Syracuse, 12/3/24

**Made Fewer Than 15 FGs:** 12-56, at Florida, 1/7/25

**Took 90+ FGs:** 38-91, vs. LSU, 2/10/90

**Took 80+ FGs:** 29-80, vs. Purdue in Battle 4 Atlantis (Paradise Island, Bahamas), 11/22/17

**Took 70+ FGs:** 25-72, vs. Kentucky, 1/28/25

**Shot 70+ Percent on 3Ps:** 5-7 (71.4), vs. Kansas, 1/30/21

**Shot 65+ Percent on 3Ps:** 10-15 (66.7), vs. Missouri, 2/5/25

**Shot 60+ Percent on 3Ps:** 10-15 (66.7), vs. Missouri, 2/5/25

**Shot 55+ Percent on 3Ps:** 10-15 (66.7), vs. Missouri, 2/5/25

**Shot Under 15 Percent on 3Ps:** 4-29 (13.8), at Florida, 1/7/25

**Made 15+ 3Ps:** 17-40, vs. UT Martin, 11/9/21 (*program record*)

**Made 10+ 3Ps:** 12-31, at Ole Miss, 3/5/25

**Made 10+ 3Ps in Back-to-Back Games:** 10-21 at Vanderbilt (1/18/25) and 10-28 vs. Mississippi State (1/21/25)

**Made 10+ 3Ps in Four Straight Games:** 12-27 vs. Baylor in Baha Mar Championship (Nassau, Bahamas; 11/22/24), 10-37 vs. UT Martin (11/27/24), 10-29 vs. Syracuse, 12/3/24, 10-25 vs. Miami in Jimmy V Classic (New York City; 12/10/24)

**Took 40+ 3Ps:** 11-45, vs. Kentucky, 1/28/25

**Took 35+ 3Ps:** 11-45, vs. Kentucky, 1/28/25

**Took 30+ 3Ps:** 11-45, vs. Kentucky, 1/28/25

**Made 40/45+ FTs:** 45-60, vs. George Washington in Rainbow Classic (Honolulu), 12/28/00

**Made 35+ FTs:** 35-39, vs. Arkansas, 1/15/19

**Made 30+ FTs:** 31-41, vs. Eastern Kentucky, 12/7/22

**Made 25+ FTs:** 25-27, vs. Auburn in SEC Tournament (Nashville, Tenn.), 3/15/25

**Did Not Miss a FT (no min.):** 10-10, vs. Georgia, 1/15/25

**Shot 90+ Percent on FTs:** 25-27 (92.6), vs. Auburn in SEC Tournament (Nashville, Tenn.), 3/15/25

**Took 55+ FTs:** 45-60, vs. George Washington in Rainbow Classic (Honolulu), 12/28/00

**Took 45+ FTs:** 39-46, at Memphis, 12/15/18

**Took 40+ FTs:** 31-41, vs. Eastern Kentucky, 12/7/22

**Took 35+ FTs:** 24-35, vs. Texas in SEC Tournament (Nashville, Tenn.), 3/14/25

**Posted a 60/40/80 Shooting Line:** 31-51 FG (60.8), 9-21 3P (42.9), 21-25 FT (84.0), vs. Montana, 11/13/24

**Had 30+ Assists:** 30, vs. Tusculum, 1/4/14

**Had 25+ Assists:** 28, vs. Vanderbilt, 2/17/24

**Had 20+ Assists:** 22, vs. South Carolina, 3/8/25

**Had 20+ Assists Back-to-Back Games:** 23 at Ole Miss (3/5/25) and 22 vs. South Carolina (3/8/25)

**Had 20+ Steals:** 21, vs. North Carolina A&T, 12/23/09

**Had 15+ Steals:** 17, vs. Western Carolina, 12/17/24

**Had 10+ Steals:** 11, vs. Georgia, 1/15/25

**Had 15+ Blocks:** 15, vs. Pittsburgh, 12/6/98 (*program record*)

**Had 12+ Blocks:** 12, vs. Tennessee Tech, 12/29/18

**Had 10+ Blocks:** 10, vs. Austin Peay, 11/17/24

**Had 10+ Steals and 10+ Blocks:** 10 blk & 10 stl, vs. Austin Peay, 11/17/24

**Scored 60+ Points in Half:** 62 (2H), vs. East Carolina, 11/20/09

**Scored 50+ Points in First Half:** 52, vs. Austin Peay, 11/17/24

**Scored 50+ Points in Second Half:** 57, vs. Missouri, 2/5/25

**Scored 50+ Points in Both Halves:** 51 (1H) and 52 (2H), vs. Austin Peay, 11/17/24

**Scored Under 20 Points in Half:** 15 (1H), at Florida, 1/7/25

**Allowed Under 20 Points in Half:** 16 (1H), vs. Mississippi State, 1/21/25

**Shot 60+ Percent on FGs in Both Halves:** 17-27 (63.0) in 1H and 19-25 (76.0) in 2H, vs. Mississippi State, 1/3/23

**Shot 50+ Percent on FGs in Both Halves:** 13-26 (50.0) in 1H and 17-29 (58.6) in 2H, vs. South Carolina, 3/8/25

**Shot 70+ Percent on FGs in a Half:** 19-27 (70.4) in 1H, vs. Austin Peay, 11/17/24

**Shot 60+ Percent on FGs in a Half:** 17-26 (65.4) in 2H, vs. Vanderbilt, 2/15/25

**Shot 50+ Percent on FGs in Both Halves of Three Straight Games:** at Louisville (11/9/24), vs. Montana (11/13/24) and vs. Austin Peay (11/17/24)

**Shot Under 30 Percent on FGs in Both Halves:** 4-29 (13.8) in 1H and 8-27 (29.6) in 2H, at Florida, 1/7/25

**Shot Under 30 Percent on FGs in a Half:** 7-25 (28.0) in 1H, at Auburn, 1/25/25

**Shot Under 20 Percent on FGs in a Half:** 4-29 (13.8) in 1H, at Florida, 1/7/25

**Played Half Without Committing Turnover:** 2H at Illinois, 12/14/24

**Did Not Make A 3-Pointer:** 0-8, vs. Duke in Maui Invitational (Maui, Hawaii), 11/21/11

**Active 3-point streak:** 469 games (through 3/15/25)

**Did Not Make a 3-Pointer in a Half:** 0-11 (1H), at Auburn, 1/25/25

**Had Two Players with Double-Doubles:** Tobe Awaka (18 pts, 10 reb) and Dalton Knecht (17 pts, 10 reb), at Missouri, 2/20/24

**Had Two Players with 10+ Rebounds:** Igor Miličić Jr. (13) and Felix Okpara (11), vs. UT Martin, 11/27/24

**Had Three Players with 5+ Assists:** Dalton Knecht (5), Santiago Vescovi (5), Zakai Zeigler (5), vs. Vanderbilt, 2/17/24

**Had Four Players with 5+ Assists:** Tyreke Key (5), Jahmai Mashack (5), Olivier Nkamhoua (5), Santiago Vescovi (5), vs. Austin Peay, 12/21/22

**Had Four Players with 2+ Blocks:** Kyle Alexander (3), Admiral Schofield (3), John Fulkerson (2), Grant Williams (2), vs. Tennessee Tech, 12/29/18

**Had Three Players with 3+ Steals:** Jordan Gainey (3), Jahmai Mashack (3), Zakai Zeigler (3), vs. Arkansas, 1/4/25

**Had Three Players with 4+ Steals:** Jordan Gainey (5), Jahmai Mashack (5), Chaz Lanier (4), vs. Western Carolina, 12/17/24

**Had Four Players with 3+ Steals:** J.P. Prince (4), Tyler Smith (4), Bobby Maze (3), Skylar McBee (3), vs. North Carolina A&T, 12/23/09

**Had Two Players with 5+ Steals:** Jordan Gainey (5) and Jahmai Mashack (5), vs. Western Carolina, 12/17/24

**Had Five Players Score in Double Figures:** Igor Miličić Jr. (21), Zakai Zeigler (21), Felix Okpara (12), Jordan Gainey (10), Chaz Lanier (10), vs. Missouri, 2/5/25

**Had Six Players Score in Double Figures:** Igor Miličić Jr. (23), Zakai Zeigler (19), Jordan Gainey (15), Cade Phillips (13), Felix Okpara (12), Jahmai Mashack (10), vs. Austin Peay, 11/17/24

**Had Seven Players Score in Double Figures:** Vincent Yarbrough (18), Charles Hathaway (12), Harris Walker (12), Marcus Haislip (12), Isiah Victor (11), Tony Harris (11), Terrence Woods (11), vs. East Tennessee State, 11/19/00

**Had Four Players Score 15+ Points:** Chaz Lanier (17), Igor Miličić Jr. (16), Felix Okpara (16), Zakai Zeigler (16), at Vanderbilt, 1/18/25

**Had Two Players Score 20+ Points:** Igor Miličić Jr. (21) and Zakai Zeigler (21), vs. Missouri, 2/5/25

**Had Three Players Score 20+ Points:** Jordan McRae (21), Josh Richardson (20), Jarnell Stokes (20), vs. Virginia, 12/30/13

**Had Two Players Score 25+ Points:** Josiah-Jordan James (26) and Zakai Zeigler (26), at Kentucky, 2/3/24

**Did Not Have Player Score in Double Figures:** vs. Wisconsin, 12/28/19

**Active 10+ scorer streak:** 186 games (through 3/15/25)

**Did Not Allow Double-Figure Scorer:** vs. McNeese State, 11/30/22

**Had Head Coach Called for Technical Foul:** Rick Barnes, at Vanderbilt, 1/27/24

**Had Head Coach Ejected:** Bruce Pearl, vs. College of Charleston, 12/31/10



# THE LAST TIME...

## LAST TIME A TENNESSEE OPPONENT...

**Won by 50+ Points:** 101-40 (+61), at Kentucky, 3/12/93  
**Won by 40+ Points:** 90-50 (+40), vs. Kentucky, 2/17/96  
**Won by 30+ Points:** 73-43 (+30), at Florida, 1/7/25  
**Won by 25+ Points:** 73-43 (+30), at Florida, 1/7/25  
**Won by 20+ Points:** 73-43 (+30), at Florida, 1/7/25  
**Won by One Possession:** 78-76 (+2), at Ole Miss, 3/5/25  
**Won by One Point:** 76-75 (+1), at Vanderbilt, 1/18/25

**Won in OT:** 57-52, vs. Texas Tech in Jimmy V Classic (New York City), 12/7/21  
**Won in Multiple OTs:** 99-97 (2OT), vs. Memphis in Maui Invitational (Maui, Hawaii), 11/22/11

**Scored 110+ Points:** 111, at South Carolina, 2/10/93  
**Scored 105+ Points:** 107, at Kentucky, 1/15/22  
**Scored 100+ Points:** 100, at North Carolina, 11/29/23  
**Scored 95+ Points:** 99 (OT), vs. Purdue in NCAA Tournament (Louisville, Ky.), 3/28/19  
**Scored 90+ Points:** 92, at Kentucky, 2/23/24

**Overcame 20-Point Deficit to Win:** 85-84 (trailed 49-29 in 1H), vs. Ohio State in NCAA Tournament (San Antonio, Texas), 2/22/07

**Overcame 15-Point Deficit To Win:** 73-68 (trailed 48-33 in 2H), vs. Alabama in SEC Tournament (Nashville, Tenn.), 3/13/21

**Overcame 10-Point Deficit To Win:** 72-66 (trailed 32-21 in 1H), vs. Purdue in NCAA Tournament (Detroit), 3/31/24

**Overcame 15-Point Halftime Deficit to Win:** 85-84 (trailed 49-32), vs. Ohio State in NCAA Tournament (San Antonio, Texas), 2/22/07

**Overcame 10-Point Halftime Deficit to Win:** 85-76 (trailed 46-34), vs. Villanova in Battle 4 Atlantis (Paradise Island, Bahamas), 11/23/17

**Won When Down at Halftime:** 78-76 (trailed 41-36), at Ole Miss, 3/5/25

**Won When Tied at Halftime:** 69-60 (tied 35-35), vs. Kansas in Maui Invitational (Honolulu), 11/22/23

**Had 55+ Rebounds:** 56, at Florida, 1/7/25

**Had 50+ Rebounds:** 56, at Florida, 1/7/25

**Had 45+ Rebounds:** 56, at Florida, 1/7/25

**Had 20+ Offensive Rebounds:** 20, vs. Texas A&M, 1/28/20

**Had 15+ Offensive Rebounds:** 15, at Ole Miss, 3/5/25

**Shot 60+ Percent on FGs:** 38-56 (67.9), at Kentucky, 1/15/22  
**Shot 55+ Percent on FGs:** 24-57 (55.3), vs. Mississippi State in SEC Tournament (Nashville, Tenn.), 3/15/24  
**Shot Under 30 Percent on FGs:** 13-53 (24.5), vs. Florida, 2/1/25  
**Shot Under 25 Percent on FGs:** 13-53 (24.5), vs. Florida, 2/1/25

**Made 35+ FGs:** 38-56, at Kentucky, 1/15/22

**Took 75+ FGs:** 33-77, at Memphis, 12/15/18  
**Took 70+ FGs:** 19-70, vs. Georgia Southern, 12/12/23

**Shot 70+ Percent on 3Ps:** 8-11 (72.7), vs. Mississippi State, 2/3/15  
**Shot 65+ Percent on 3Ps:** 8-11 (72.7), vs. Mississippi State, 2/3/15  
**Shot 60+ Percent on 3Ps:** 11-18 (61.1), at Kentucky, 1/15/22  
**Shot 55+ Percent on 3Ps:** 11-18 (61.1), at Kentucky, 1/15/22  
**Shot Under 15 Percent on 3Ps:** 4-27 (14.8), vs. Florida, 2/1/25

**Made 15+ 3Ps:** 15-29, vs. Kentucky, 3/9/24

**Made 10+ 3Ps:** 12-27, vs. Vanderbilt, 2/15/25

**Took 40+ 3Ps:** 15-40, vs. Auburn in SEC Tournament (Nashville, Tenn.), 3/17/19

**Took 35+ 3Ps:** 6-39, vs. Western Carolina, 12/17/24

**Took 30+ 3Ps:** 5-30, at Texas A&M, 2/22/25

**Made 35+ FTs:** 38-44, vs. Ole Miss, 1/9/13

**Made 30+ FTs:** 30-36, at Illinois, 12/14/24

**Made 25+ FTs:** 30-36, at Illinois, 12/14/24

**Did Not Miss a FT (no min.):** 12-12, at Oklahoma, 2/8/25

**Shot 90+ Percent on FTs:** 18-20 (90.0), at Texas A&M, 2/22/25

**Took 45+ FTs:** 29-48, vs. Purdue in Maui Invitational (Honolulu), 11/21/23

**Took 40+ FTs:** 29-48, vs. Purdue in Maui Invitational (Honolulu), 11/21/23

**Took 35+ FTs:** 30-36, at Illinois, 12/14/24

**Had 30+ Assists:** 31, vs. Vanderbilt, 1/8/05

**Had 25+ Assists:** 25, at Kansas, 1/3/09

**Had 20+ Assists:** 20, vs. Auburn, 2/28/24

**Had 15+ Steals:** 15, vs. Georgia Southern, 12/12/23

**Had 10+ Steals:** 12, at Louisville, 11/9/24

**Had Zero Steals:** vs. Virginia in Baha Mar Championship (Nassau, Bahamas), 11/21/24

**Had 12+ Blocks:** 12, at Georgia Tech, 11/16/15

**Had 10+ Blocks:** 10, vs. Arkansas, 1/4/25

**Scored 60+ Points in Half:** 61 (1H), at North Carolina, 11/29/23  
**Scored 50+ Points in First Half:** 61, at North Carolina, 11/29/23  
**Scored 50+ Points in Second Half:** 52, vs. Kentucky, 3/9/24

**Shot 60+ Percent on FGs in Both Halves:** 17-27 (63.0) in 1H and 18-28 (64.3) in 2H, vs. Texas in Legends Classic (Newark, N.J.), 11/24/07 (*coached by Rick Barnes*)  
**Shot 50+ Percent on FGs in Both Halves:** 13-26 (50.0) in 1H and 13-26 (50.0) in 2H, at Mississippi State, 1/10/24  
**Shot 70+ Percent on FGs in a Half:** 22-28 (78.6) in 1H, at Kentucky, 1/15/22  
**Shot 60+ Percent on FGs in a Half:** 14-23 (60.9), vs. Kentucky, 2/11/25

**Shot Under 30 Percent on FGs in Both Halves:** 7-27 (25.9) in 1H and 6-26 (23.1) in 2H, vs. Florida, 2/1/25  
**Shot Under 30 Percent on FGs in a Half:** 6-25 (24.0) in 2H, at Oklahoma, 2/8/25  
**Shot Under 20 Percent on FGs in a Half:** 5-37 (13.5) in 1H, vs. Western Carolina, 12/17/24  
**Shot Under 15 Percent on FGs in a Half:** 5-37 (13.5) in 1H, vs. Western Carolina, 12/17/24

**Did Not Make A 3-Pointer:** 0-25, at Vanderbilt, 1/18/20

**Did Not Make a 3-Pointer in a Half:** 0-8 in 2H, vs. Texas in SEC Tournament (Nashville, Tenn.), 3/14/25

**Did Not Make a 2-Pointer in a Half:** 0-9 in 1H, vs. Western Carolina, 12/17/24

**Had Two Players with Double-Doubles:** Nahziah Carter (18pts, 12reb) and Isaiah Stewart (14pts, 10reb), vs. Washington in James Naismith Classic (Toronto, Ontario), 11/16/19

**Had Three Players with Double-Doubles:** Mike Gerrity (12pts, 10ast), Alex Stepheson (19pts, 15reb), Nikola Vucevic (15pts, 10reb), at USC, 12/19/09

**Had Two Players with 10+ Rebounds:** Rueben Chinyelu (15) and Alex Condon (12), at Florida, 1/7/25

**Had Three Players with 10+ Rebounds:** Terrence Shannon Jr. (12), Daniel Batcho (11), Kevin McCullar (10), vs. Texas Tech in Jimmy V Classic (New York City), 12/7/21

**Had Three Players with 5+ Assists:** Malique Trent (5), Chris Washburn (5), Michael Williams (5), at TCU, 1/30/16

**Had Three/Four Players with 3+ Steals:** J'Von McCormick (5), Samir Doughty (3), Daniel Purifoy (3), Jaylin Williams (3), at Auburn (2/22/20)

**Had Three Players with 3+ Blocks:** Wesley Witherspoon (4), Will Coleman (3), Robert Sallie (3), at Memphis, 12/31/09

**Had Five Players Score in Double Figures:** Koby Brea (18), Jaxson Robinson (17), Otega Owheh (14), Ansley Almonor (12), Amari Williams (10), vs. Kentucky, 1/28/24  
**Had Six Players Score in Double Figures:** Tre Scott (15), Mika Adams-Woods (11), Jaevin Cumberland (11), Chris Vogt (11), Keith Williams (11), Jarron Cumberland (10), at Cincinnati, 12/18/19

**Had Two Players Score 20+ Points:** Norchad Omier (22) and V.J. Edgcombe (20), vs. Baylor in Baha Mar Championship (Nassau, Bahamas), 11/22/24

**Had Three Players Scored 20+ Points:** R.J. Davis (27), Armando Bacot (22), Harrison Ingram (20), at North Carolina, 11/29/23

**Had Four Players Scored 20+ Points:** D.J. Augustin (23), Connor Atchley (22), A.J. Abrams (21), Justin Mason (21), vs. Texas in Legends Classic (Newark, N.J.), 11/24/07 (*coached by Rick Barnes*)

**Had Two Players Score 25+ Points:** Antonio Reeves (27) and Reed Sheppard (27), vs. Kentucky, 3/9/24

**Had Head Coach Ejected:** Mark Fox, vs. Georgia, 2/4/12

## LAST TIME A TENNESSEE OPPOSING PLAYER...

**Scored 40+ Points:** Zach Edey (40), vs. Purdue in NCAA Tournament (Detroit), 3/31/24

**Scored 35+ Points:** Zach Edey (40), vs. Purdue in NCAA Tournament (Detroit), 3/31/24

**Scored 30+ Points:** Money Williams (30), vs. Montana, 11/13/24  
**Scored 25+ Points:** Tre Johnson (26), at Texas, 1/11/25

**Scored 20+ Points in a Half:** Tamar Bates (all of his 22 in 2H), vs. Missouri, 2/5/25

**Had 20+ Rebounds:** Hunter Dickinson (20), vs. Kansas in Maui Invitational (Honolulu), 11/22/23

**Had 15+ Rebounds:** Amari Williams (15), vs. Kentucky, 1/28/24

**Had 7+ Offensive Rebounds:** Johni Broome (8), at Auburn, 1/25/25

**Made 15+ FGs:** Elston Turner (16-33), at Texas A&M, 2/23/13 (4OT)

**Made 12+ FGs:** Zach Edey (13-21), vs. Purdue in NCAA

Tournament (Detroit), 3/31/24

**Made 10+ FGs:** Tre Johnson (11-17), at Texas, 1/11/25

**Took 25+ FGs:** Elston Turner (16-33), at Texas A&M, 2/23/13 (4OT)

**Took 20+ FGs:** Johni Broome (7-20), at Auburn, 1/25/25

**Shot 100 Percent (min. 7 FGM):** Cameron Matthews (7-7), vs. Mississippi State in SEC Tournament (Nashville, Tenn.), 3/15/24

**Shot 100 Percent (min. 4 FGM):** Kadin Shedrick (5-5), vs. Texas in SEC Tournament (Nashville, Tenn.), 3/14/25

**Shot over 75 Percent (min. 10 FGM):** TyTy Washington Jr. (10-13), at Kentucky, 1/15/22

**Shot over 75 Percent (min. 8 FGM):** Jaemyn Brakefield (8-9), at Ole Miss, 3/5/25

**Shot over 75 Percent (min. 5 FGM):** Kadin Shedrick (5-5), vs. Texas in SEC Tournament (Nashville, Tenn.), 3/14/25

**Made 8+ 3Ps:** Jordan Burns (8-13), vs. Colgate in NCAA

Tournament (Columbus, Ohio)

**Made 7+ 3Ps:** Reed Sheppard (7-10), vs. Kentucky, 3/9/24

**Made 6+ 3Ps:** Jason Edwards (6-10), vs. Vanderbilt, 2/15/25

**Made 5+ 3Ps Without a Miss:** Aric Holman (5-5), vs. Mississippi State in SEC Tournament (Nashville, Tenn.), 3/15/19

**Made 3+ 3Ps Without a Miss:** Koby Brea (3-3), vs. Kentucky, 1/28/24

**Took 15+ 3Ps:** Ralston Turner (8-17), at NC State, 12/17/14

**Took 12+ 3Ps:** Reyne Smith (4-12), at Louisville, 11/9/24

**Took 10+ 3Ps:** Jason Edwards (6-10), vs. Vanderbilt, 2/15/25

**Made 15+ FTs:** Wade Taylor IV (16-17), at Texas A&M, 2/21/23

**Made 10+ FTs:** Kasparas Jakucionis (10-14), at Illinois, 12/14/24

**Made 10+ FTs Without a Miss:** Terrence Shannon Jr. (11-11), vs. Illinois, 12/9/23

**Took 20+ FTs:** Zach Edey (14-22), vs. Purdue in NCAA

Tournament (Detroit), 3/31/24

**Took 15+ FTs:** Zach Edey (14-22), vs. Purdue in NCAA

Tournament (Detroit), 3/31/24

**Took 10+ FTs:** Johni Broome (5-12), vs. Auburn in SEC

Tournament (Nashville, Tenn.), 3/15/25

**Had 12+ Assists:** Ashton Hagans (12), vs. Kentucky in SEC

Tournament (Nashville, Tenn.), 3/16/19

**Had 10+ Assists:** Elliot Cadeau (10), at North Carolina, 11/29/23

**Had 7+ Assists Without a Turnover:** Elliot Cadeau (10), at North Carolina, 11/29/23

**Had 6+ Steals:** Chucky Hepburn (6), at Louisville, 11/9/24

**Had 5+ Steals:** Labaron Philon (5), vs. Alabama, 3/1/25

**Had 7+ Blocks:** Luke Kornet (7), vs. Vanderbilt, 2/22/17

**Had 5+ Blocks:** Omar Payne (5), at Florida, 1/19/21

**Played Every Second:** Davonte Davis (40:00), at Arkansas, 2/14/24

**Converted 4-Point Play:** Tyler Nickel (0:03 left in 1H), at Vanderbilt, 1/18/25

**Scored at Buzzer to Win:** DeAndre Gholston, vs. Missouri, 2/11/23 (35-foot runner after baseline inbounds with 4.2 seconds left)

**Scored 20 Points in First Half:** Anthony Edwards (20), at Georgia, 1/15/20

**Scored 20 Points in Second Half:** Reed Sheppard (22), vs. Kentucky, 3/9/24

**Had a 4x5 Game:** Nate Britt (11pts, 7ast, 5stl), at North Carolina, 12/11/16

**Had a PTS/AST Double-Double:** Ashton Hagans (10pts, 12ast), vs. Kentucky in SEC Tournament (Nashville, Tenn.), 3/16/19

**Had a PTS/REB Double-Double:** Nick Pringle (16pts, 14reb), vs. South Carolina, 3/8/25

**Had a 20-Point Double-Double With Assists:** Roosevelt Jones (21pts, 10ast), at Butler, 12/12/15

**Had a 20-Point Double-Double With Rebounds:** Norchad Omier (22pts, 10reb), vs. Baylor in Baha Mar Championship (Nassau, Bahamas), 11/22/24

**Was Called for Technical Foul:** Miles Kelly vs. Auburn in SEC

Tournament (Nashville, Tenn.), 3/15/25

**Was Ejected:** Latrell Reid (two technical fouls), vs. Saint Peter's in NCAA Tournament (Charlotte, N.C.), 3/21/24



# RICK BARNES

Head Coach | 10th Season at Tennessee | 38th Overall

## CAREER RECORDS

Overall Record: 833-421  
Conference Games: 382-257  
Non-Conference Games (reg. season): 372-98  
Conference Tournament: 44-34  
NCAA Tournament: 30-28  
Overtime Games: 34-40  
One-Point Games: 19-28  
v. AP Top 25: 139-202 (53-94 v. T10 & 28-50 v. T5)

## TENNESSEE RECORDS

Overall Record: 229-107  
SEC Games: 112-67  
Non-Conference Games (reg. season): 95-27  
SEC Tournament: 13-7  
NCAA Tournament: 9-6  
Overtime Games: 5-6  
One-Point Games: 2-6  
v. AP Top 25: 43-41 (17-15 v. T10 & 11-9 vs. T5)

## NATIONAL COACHING HONORS

2024 & 2025 Naismith Hall of Fame ballot  
2019 Naismith Coach of the Year Award  
2019 USBWA Henry Iba Coach of the Year Award  
2018 Coach Wooden "Keys to Life" Award  
2018 Naismith Coach of the Year runner-up  
2011 USBWA Good Guy Award  
2009 Wooden Legends of Coaching Award

## LEAGUE COACHING HONORS (SIX)

1x SEC Coach of the Year (2018)  
4x Big 12 Coach of the Year (2014, 2008, 2003, 1999)  
1x CAA Co-Coach of the Year (1988)

## DISTRICT COACHING HONORS (12)

2x NABC District 21 Coach of the Year (2019, 2018)  
2x USBWA District 4 Coach of the Year (2019, 2018)  
5x NABC District 9 Coach of the Year (2014, 2008, 2003, 2001, 1999)  
2x USBWA District 7 Coach of the Year (2001, 1999)  
1x NABC District 1 Coach of the Year (1989)

## TEAM SUCCESS

32 postseason appearances (six at UT)  
28 NCAA Tournament berths (six at UT)  
Nine Sweet 16s (three at UT)  
Four Elite Eights (one at UT)  
One Final Four  
25 20-win seasons (six at UT)  
13 25-win seasons (six at UT)  
Three 30-win seasons (one at UT)

## CHAMPIONSHIPS

1994 BIG EAST Tournament  
1999 Big 12 regular season  
2003 NCAA Tournament South Regional  
2006 Big 12 co-regular season  
2008 Big 12 co-regular season  
2018 SEC co-regular season  
2022 SEC Tournament  
2024 SEC regular season

## ► RICK BARNES: CAREER BREAKDOWN

Year	School	Overall	Conference	Finish	Postseason	Rank	RPI/NET	KPom
1987-88	George Mason	20-10 (.667)	9-5 (.643)	T-2nd		-/-	103	n/a
<b>Totals</b>	<b>One Season</b>	<b>20-10 (.667)</b>	<b>9-5 (.643)</b>		<b>0-0</b>		<b>103</b>	
1988-89	Providence	18-11 (.621)	7-9 (.438)	T-6th	NCAA Tourn. First Round	-/-	29	n/a
1989-90	Providence	17-12 (.586)	8-8 (.500)	T-6th	NCAA Tourn. First Round	-/-	36	n/a
1990-91	Providence	19-13 (.594)	7-9 (.438)	T-7th	NIT Quarterfinals	-/-	53	n/a
1991-92	Providence	14-17 (.452)	6-12 (.333)	9th			119	n/a
1992-93	Providence	20-13 (.606)	9-9 (.500)	T-4th	NIT Semifinals	-/-	41	n/a
1993-94	Providence	20-10 (.667)	10-8 (.556)	T-4th	NCAA Tourn. First Round	-/-	23	n/a
<b>Totals</b>	<b>Six Seasons</b>	<b>108-76 (.587)</b>	<b>47-55 (.461)</b>		<b>5-5 (0-3 NCAAT, 5-2 NIT)</b>		<b>50.2</b>	
1994-95	Clemson	15-13 (.536)	5-11 (.313)	T-6th	NIT First Round	-/-	33	n/a
1995-96	Clemson	18-11 (.621)	7-9 (.438)	6th	NCAA Tourn. First Round	-/-	44	n/a
1996-97	Clemson	23-10 (.697)	9-7 (.563)	4th	NCAA Tourn. Sweet 16	14/8	39	11
1997-98	Clemson	18-14 (.563)	7-9 (.438)	T-4th	NCAA Tourn. First Round	-/-	25	13
<b>Totals</b>	<b>Four Seasons</b>	<b>74-48 (.607)</b>	<b>28-36 (.438)</b>		<b>2-4 (2-3 NCAAT, 0-1 NIT)</b>		<b>35.3</b>	
1998-99	Texas	19-13 (.594)	13-3 (.813)	1st	NCAA Tourn. First Round	-/-	45	45
1999-00	Texas	24-9 (.727)	13-3 (.813)	2nd	NCAA Tourn. Second Round	15/21	8	8
2000-01	Texas	25-9 (.735)	12-4 (.750)	T-2nd	NCAA Tourn. First Round	18/-	13	27
2001-02	Texas	22-12 (.647)	10-6 (.625)	T-3rd	NCAA Tourn. Sweet 16	-/T18	15	27
2002-03	Texas	26-7 (.788)	13-3 (.813)	2nd	NCAA Tourn. Final Four	5/3	5	7
2003-04	Texas	25-8 (.758)	12-4 (.750)	T-2nd	NCAA Tourn. Sweet 16	12/10	9	17
2004-05	Texas	20-11 (.645)	9-7 (.563)	T-5th	NCAA Tourn. First Round	-/-	38	28
2005-06	Texas	30-7 (.811)	13-3 (.813)	T-1st	NCAA Tourn. Elite Eight	9/9	10	3
2006-07	Texas	25-10 (.714)	12-4 (.750)	3rd	NCAA Tourn. Second Round	11/16	26	25
2007-08	Texas	31-7 (.816)	13-3 (.813)	T-1st	NCAA Tourn. Elite Eight	7/5	6	9
2008-09	Texas	23-12 (.657)	9-7 (.563)	T-4th	NCAA Tourn. Second Round	-/23	38	22
2009-10	Texas	24-10 (.706)	9-7 (.563)	T-6th	NCAA Tourn. First Round	-/-	35	19
2010-11	Texas	28-8 (.778)	13-3 (.813)	2nd	NCAA Tourn. Second Round	8/16	11	5
2011-12	Texas	20-14 (.588)	9-9 (.500)	6th	NCAA Tourn. First Round	-/-	57	32
2012-13	Texas	16-18 (.471)	7-11 (.389)	7th	CBI First Round	-/-	121	94
2013-14	Texas	24-11 (.686)	11-7 (.611)	T-3rd	NCAA Tourn. Second Round	-/-	41	41
2014-15	Texas	20-14 (.588)	8-10 (.444)	T-6th	NCAA Tourn. First Round	-/-	51	24
<b>Totals</b>	<b>17 Seasons</b>	<b>402-180 (.691)</b>	<b>186-94 (.664)</b>		<b>19-17 (19-16 NCAAT, 0-1 CBI)</b>		<b>31.1</b>	<b>25.5</b>
2015-16	Tennessee	15-19 (.441)	6-12 (.333)	12th		-/-	142	103
2016-17	Tennessee	16-16 (.500)	8-10 (.444)	9th		-/-	80	57
2017-18	Tennessee	26-9 (.743)	13-5 (.722)	T-1st	NCAA Tourn. Second Round	13/16	10	13
2018-19	Tennessee	31-6 (.838)	15-3 (.833)	T-2nd	NCAA Tourn. Sweet 16	6/5	9	10
2019-20	Tennessee	17-14 (.548)	9-9 (.500)	8th	Canceled (COVID-19)	-/-	63	68
2020-21	Tennessee	18-9 (.667)	10-7 (.588)	4th	NCAA Tourn. First Round	-/-	13	28
2021-22	Tennessee	27-8 (.771)	14-4 (.778)	T-2nd	NCAA Tourn. Second Round	5/15	7	9
2022-23	Tennessee	25-11 (.694)	11-7 (.611)	T-4th	NCAA Tourn. Sweet 16	20/16	5	6
2023-24	Tennessee	27-9 (.750)	14-4 (.778)	1st	NCAA Tourn. Elite Eight	5/5	7	5
2024-25	Tennessee	27-6 (.818)	12-6 (.667)	4th				
<b>Totals</b>	<b>10th Season</b>	<b>229-107 (.682)</b>	<b>112-67 (.626)</b>		<b>9-6 (9-6 NCAAT)</b>		<b>37.3</b>	<b>33.2</b>
<b>OVERALL</b>	<b>38th Season</b>	<b>833-421 (.664)</b>	<b>382-257 (.598)</b>		<b>35-32 (30-28 NCAAT, 5-3 NIT, 0-1 CBI)</b>		<b>38.1</b>	



### BARNES: WHEN & WHERE

**Home:** 514-100 (138-25 at UT)  
**Away:** 188-212 (52-55 at UT)  
**Neutral:** 131-109 (39-27 at UT)  
**Food City Center:** 138-26 (*one loss with Texas*)  
**November:** 138-37 (44-14 at UT)  
**December:** 198-54 (48-12 at UT)  
**January:** 196-121 (54-29 at UT)  
**February:** 178-121 (49-31 at UT)  
**March:** 123-88 (34-21 at UT)  
**April:** 0-1 (0-0 at UT)

### BARNES: STREAKS

**Wins:** 19 (Nov. 28, 2019 to Feb. 13, 2019)  
**Home Wins:** 31 (Jan. 6, 2018 to Dec. 4, 2019)  
**Conf. Wins:** 11 (Jan. 5, 2019 to Feb. 13, 2019)  
**Losses:** Five (3x; last Jan. 5, 2013 to Jan. 21, 2013)  
**Conf. Losses:** Five (2x; last Jan. 5, 2013 to Jan. 21, 2013)

### BARNES VS. CURRENT SEC COACHES

COACH	All	Tenn	Tex	Clem	PC	GM
Beard, Chris	1-2	1-2	-	-	-	-
Byington, Mark	1-1	1-1	-	-	-	-
Calipari, John	14-12	12-10	2-2	-	-	-
Gates, Dennis	2-2	2-2	-	-	-	-
Golden, Todd	2-2	2-2	-	-	-	-
Jans, Chris	3-2	3-2	-	-	-	-
McMahon, Matt	4-0	4-0	-	-	-	-
Moser, Porter	1-1	1-1	-	-	-	-
Oats, Nate	5-3	5-3	-	-	-	-
Paris, Lamont	5-1	5-1	-	-	-	-
Pearl, Bruce	8-11	7-9	1-2	-	-	-
Pope, Mark	0-2	0-2	-	-	-	-
Terry, Rodney	5-0	4-0	1-0	-	-	-
White, Mike	11-2	11-2	-	-	-	-
Williams, Buzz	5-3	5-3	-	-	-	-
<b>TOTAL</b>	<b>67-44</b>	<b>63-40</b>	<b>4-4</b>			

### vs. BARNES...

Beard, Chris	1-1 at Ole Miss, 1-0 at Texas
Byington, Mark	1-1 at Vanderbilt
Calipari, John	0-1 at Ark., 11-11 at Ken., 1-2 at Mem.
Gates, Dennis	2-2 at Missouri
Golden, Todd	2-2 at Florida
Jans, Chris	2-3 at Mississippi State
McMahon, Matt	0-3 at LSU, 0-1 at Murray State
Moser, Porter	0-1 at Oklahoma, 1-0 at Loyola Chi.
Oats, Nate	3-5 at Alabama
Paris, Lamont	1-4 at South Carolina, 0-1 at UTC
Pearl, Bruce	9-7 at Auburn, 2-1 at Tennessee
Pope, Mark	2-0 at Kentucky
Terry, Rodney	0-4 at Texas, 0-1 at Fresno State
White, Mike	0-3 at Georgia, 2-8 at Florida
Williams, Buzz	3-5 at Texas A&M

### BARNES vs. THE SEC (201-120)

OPPONENT	All	Tenn	Tex	Clem	Prov	GMU
Alabama	7-6	7-5	-	-	0-1	-
Arkansas	11-7	8-6	3-1	-	-	-
Auburn	7-9	7-9	-	-	-	-
Florida	10-4	10-4	-	-	-	-
Georgia	8-7	7-5	1-1	0-1	-	-
Kentucky	12-14	11-12	0-1	1-1	-	-
LSU	7-9	6-6	1-3	-	-	-
Ole Miss	9-4	9-4	-	-	-	-
Oklahoma	22-20	1-0	21-19	-	0-1	-
Mississippi State	15-4	12-4	3-0	-	-	-
Missouri	19-12	8-5	10-7	1-0	-	-
South Carolina	18-5	13-5	-	4-0	1-0	-
Tennessee	2-2	-	2-2	-	-	-
Texas	4-1	4-1	-	-	-	-
Texas A&M	33-11	8-4	23-7	2-0	-	-
Vanderbilt	17-5	16-5	1-0	-	-	-

### CAREER WINS - ALL-TIME DI HEAD COACHES

RANK	COACH	SCHOOLS	WINS
1	Mike Krzyzewski	Two	1,202
2	Jim Boeheim	One	1,015
3	Bob Huggins	Five (four DI)	935
4	Jim Calhoun	Three (two DI)	920
5	Roy Williams	Two	903
6	Bob Knight	Three	902
7	Dean Smith	One	879
8	Adolph Rupp	One	876
<b>T-9</b>	<b>Rick Barnes*</b>	<b>Five</b>	<b>833</b>
<b>T-9</b>	<b>John Calipari*</b>	<b>Three</b>	<b>833</b>
11	Cliff Ellis	Four	831
12	Jim Phelan	One	830
<b>T-13</b>	<b>Bill Self*</b>	<b>Four</b>	<b>816</b>
<b>T-13</b>	<b>Rollie Massimino</b>	<b>Five (three DI)</b>	<b>816</b>
15	Eddie Sutton	Five	806
16	Rick Byrd	Three (one DI)	805
17	Kelvin Sampson*	Five (four DI)	794
18	Lefty Driesell	Four	786
19	Lute Olson	Three	781
<b>T-20</b>	<b>Dana Altman</b>	<b>Four</b>	<b>779</b>
<b>T-20</b>	<b>Lou Henson</b>	<b>Four</b>	<b>779</b>

through March 15, 2025 (min. 10 seasons as DI head coach)

\* indicates active coach

### CAREER WINS - ACTIVE DI HEAD COACHES

RANK	COACH	SCHOOL	WINS
<b>T-1</b>	<b>Rick Barnes</b>	<b>Tennessee</b>	<b>833</b>
<b>T-1</b>	<b>John Calipari</b>	<b>Arkansas</b>	<b>833</b>
3	Bill Self	Kansas	816
4	Kelvin Sampson	Houston	794
5	Dana Altman	Oregon	779
6	Rick Pitino	St. John's	761
7	Mark Few	Gonzaga	740
8	Tom Izzo	Michigan State	734
9	Greg Kampe	Oakland	715
10	Steve Alford	Nevada	700
11	Bruce Pearl	Auburn	690
12	Lennie Acuff	Lipscomb	643
13	Leonard Hamilton	Florida State	638
14	Greg McDermott	Creighton	629
15	Fran Dunphy	La Salle	625

through March 15, 2025 (min. five seasons as DI head coach)

### DI 30-WIN SEASONS - ACTIVE HEAD COACHES

RANK	COACH	SCHOOL	TOTAL
<b>T-1</b>	<b>John Calipari</b>	<b>Kentucky</b>	<b>10</b>
<b>T-1</b>	<b>Bill Self</b>	<b>Kansas</b>	<b>10</b>
3	Mark Few	Gonzaga	8
<b>T-4</b>	<b>Rick Pitino</b>	<b>St. John's</b>	<b>6</b>
<b>T-4</b>	<b>Kelvin Sampson</b>	<b>Houston</b>	<b>6</b>
5	Tom Izzo	Michigan State	5
<b>T-7</b>	<b>Rick Barnes</b>	<b>Tennessee</b>	<b>3</b>
<b>T-7</b>	<b>Mick Cronin</b>	<b>UCLA</b>	<b>3</b>
<b>T-9</b>	<b>11-way tie</b>		<b>2</b>

through March 15, 2025 (only includes seasons at DI level)

### DI 25-WIN SEASONS - ACTIVE HEAD COACHES

RANK	COACH	SCHOOL	TOTAL
1	Mark Few	Gonzaga	24
<b>T-2</b>	<b>John Calipari</b>	<b>Kentucky</b>	<b>19</b>
<b>T-2</b>	<b>Bill Self</b>	<b>Kansas</b>	<b>19</b>
4	Rick Pitino	St. John's	16
<b>T-5</b>	<b>Randy Bennett</b>	<b>Saint Mary's</b>	<b>15</b>
<b>T-5</b>	<b>Tom Izzo</b>	<b>Michigan State</b>	<b>15</b>
<b>7</b>	<b>Rick Barnes</b>	<b>Tennessee</b>	<b>13</b>
<b>T-8</b>	<b>Matt Painter</b>	<b>Purdue</b>	<b>12</b>
<b>T-8</b>	<b>Kelvin Sampson</b>	<b>Houston</b>	<b>12</b>
10	Thad Matta	Butler	10

through March 15, 2025 (only includes seasons at DI level)



### DI 20-WIN SEASONS - ALL-TIME HEAD COACHES

RANK	COACH	TOTAL	ACTIVE RANK
1	Mike Krzyzewski	37	
2	Jim Boeheim	34	
3	Dean Smith	30	
<b>T-4</b>	<b>John Calipari</b>	<b>29</b>	<b>1st active</b>
<b>T-4</b>	<b>Bob Knight</b>	<b>29</b>	
<b>T-4</b>	<b>Roy Williams</b>	<b>29</b>	
<b>T-6</b>	<b>Bob Huggins</b>	<b>28</b>	
<b>T-6</b>	<b>Lute Olson</b>	<b>28</b>	
<b>T-9</b>	<b>Dana Altman</b>	<b>27</b>	<b>T-2nd active</b>
<b>T-9</b>	<b>Bill Self</b>	<b>27</b>	<b>T-2nd active</b>
11	Mark Few	26	4th active
<b>T-12</b>	<b>Rick Barnes</b>	<b>25</b>	<b>T-5th active</b>
<b>T-12</b>	<b>Rick Pitino</b>	<b>25</b>	<b>T-5th active</b>
<b>T-12</b>	<b>Kelvin Sampson</b>	<b>25</b>	<b>T-5th active</b>
<b>T-12</b>	<b>Eddie Sutton</b>	<b>25</b>	
<b>T-12</b>	<b>Jerry Tarkanian</b>	<b>25</b>	
<b>T-17</b>	<b>Jim Calhoun</b>	<b>24</b>	
<b>T-17</b>	<b>Tom Izzo</b>	<b>24</b>	<b>8th active</b>
<b>T-19</b>	<b>Lefty Driesell</b>	<b>22</b>	
<b>T-19</b>	<b>Mike Montgomery</b>	<b>22</b>	

through March 15, 2025 (only includes seasons at DI level)

### CONSEC. DI 20-WIN SEASONS - ACTIVE HEAD COACHES

RANK	COACH	YEARS (SCHOOL)	TOTAL
1	Mark Few	2000-25 (Gonzaga)	26*
2	Bill Self	1999-17 (three schools)	19
<b>T-3</b>	<b>Tom Izzo</b>	<b>2005-20 (Michigan State)</b>	<b>16</b>
<b>T-3</b>	<b>Thad Matta</b>	<b>2001-16 (three schools)</b>	<b>16</b>
5	Dana Altman	2011-25 (Oregon)	15*
<b>T-6</b>	<b>Rick Barnes</b>	<b>2000-12 (Texas)</b>	<b>13</b>
<b>T-6</b>	<b>Randy Bennett</b>	<b>2008-20 (Saint Mary's)</b>	<b>13</b>
<b>T-6</b>	<b>John Calipari</b>	<b>1991-96; 2001-07 (two schools)</b>	<b>13</b>
<b>T-9</b>	<b>John Calipari</b>	<b>2009-20 (two schools)</b>	<b>12</b>
<b>T-9</b>	<b>Keith Dambrot</b>	<b>2006-17 (Akron)</b>	<b>12</b>
<b>T-9</b>	<b>Kelvin Sampson</b>	<b>1997-2008 (two schools)</b>	<b>12</b>

through March 15, 2025 (min. five full seasons as DI head coach)

\* indicates active streak

### GAMES COACHED - ALL-TIME DI HEAD COACHES

RANK	COACH	TOTAL	ACTIVE RANK
1	Mike Krzyzewski	1,570	
2	Jim Boeheim	1,456	
3	Cliff Ellis	1,396	
4	Jim Phelan	1,354	
5	Jim Calhoun	1,317	
6	Bob Huggins	1,349	
7	Jerry Slocum	1,279	
8	Rollie Massimino	1,278	
9	Bob Knight	1,273	
10	Greg Kampe	1,270	1st active
<b>11</b>	<b>Rick Barnes</b>	<b>1,254</b>	<b>2nd active</b>
12	Jim Larrañaga	1,252	
13	Rick Byrd	1,208	
14	Lou Henson	1,191	
15	Dana Altman	1,183	3rd active

through March 15, 2025 (min. 10 seasons as DI head coach)

### TOTAL SEASONS - ACTIVE HEAD COACHES

RANK	COACH	SCHOOL	TOTAL
1	Greg Kampe	Oakland	41 (26 DI)
<b>2</b>	<b>Rick Barnes</b>	<b>Tennessee</b>	<b>38 (all DI)</b>
<b>T-3</b>	<b>Leonard Hamilton</b>	<b>Florida State</b>	<b>37 (all DI)</b>
<b>T-3</b>	<b>Rick Pitino</b>	<b>St. John's</b>	<b>37 (all DI)</b>
<b>T-5</b>	<b>Dana Altman</b>	<b>Oregon</b>	<b>36 (all DI)</b>
<b>T-5</b>	<b>Kelvin Sampson</b>	<b>Houston</b>	<b>36 (32 NCAA/DI)</b>
<b>T-7</b>	<b>Lennie Acuff</b>	<b>Lipscomb</b>	<b>34 (30 NCAA; six DI)</b>
<b>T-7</b>	<b>Steve Alford</b>	<b>Nevada</b>	<b>34 (33 NCAA; 30 DI)</b>
<b>T-9</b>	<b>John Calipari</b>	<b>Arkansas</b>	<b>33 (all DI)</b>
<b>T-9</b>	<b>Fran Dunphy</b>	<b>La Salle</b>	<b>33 (all DI)</b>

includes 2024-25 season (min. five seasons as DI head coach)

### CONSECUTIVE SEASONS AS ACTIVE HEAD COACH

RANK	COACH	SCHOOL	TOTAL
1	Greg Kampe	Oakland	41 (26 DI)
<b>2</b>	<b>Rick Barnes</b>	<b>Tennessee</b>	<b>38 (all DI)</b>
3	Dana Altman	Oregon	36 (all DI)
4	Steve Alford	Nevada	34 (33 NCAA; 30 DI)
<b>T-5</b>	<b>Lennie Acuff</b>	<b>Lipscomb</b>	<b>32 (30 NCAA; six DI)</b>
<b>T-5</b>	<b>Bill Self</b>	<b>Kansas</b>	<b>32 (all DI)</b>
<b>T-7</b>	<b>Ron Hunter</b>	<b>Tulane</b>	<b>31 (27 DI)</b>
<b>T-7</b>	<b>Greg McDermott</b>	<b>Creighton</b>	<b>31 (24 DI)</b>
<b>T-9</b>	<b>Tom Izzo</b>	<b>Michigan State</b>	<b>30 (all DI)</b>
<b>T-9</b>	<b>Scott Nagy</b>	<b>Wright State</b>	<b>30 (20 DI)</b>

includes 2024-25 season (min. five full seasons as DI head coach)

NOTE: list includes only active DI head coaches; it does not count Jim Larrañaga, who retired in 2024-25, during his 41st straight active year.

■ NCAA DI TOURNAMENT BERTHS - ALL-TIME DI HEAD COACHES

RANK	COACH	SCHOOLS	BERTHS
1	Mike Krzyzewski	Duke	36
2	Jim Boeheim	Syracuse	35
3	Roy Williams	Kansas, North Carolina	30
T-4	<b>Rick Barnes*</b>	<b>Four schools</b>	<b>28</b>
T-4	Bob Knight	Indiana, Texas Tech	28
T-5	Lute Olson	Iowa, Arizona	27
T-5	Dean Smith	North Carolina	27
T-8	Bob Huggins	Three schools	26
T-8	Tom Izzo*	Michigan State	26
10	Eddie Sutton	Four schools	25
T-11	Mark Few*	Gonzaga	24
T-11	Bill Self*	Three schools	24
13	Denny Crum	Louisville	23
14	Jim Calhoun	Northeastern, Connecticut	22
15	John Calipari	Three schools	21
T-16	Lon Kruger	Five schools	20
T-16	Adolph Rupp	Kentucky	20
T-16	John Thompson	Georgetown	20

through 2023-24 season  
 \* indicates active coach

■ NCAA DI TOURNAMENT BERTHS - ACTIVE DI HEAD COACHES

RANK	COACH	SCHOOLS	BERTHS
1	<b>Rick Barnes</b>	<b>Four</b>	<b>28</b>
2	Tom Izzo	One	26
T-3	Mark Few	One	24
T-3	Bill Self	Three	24
5	John Calipari	Three	21
6	Kelvin Sampson	Four	19
7	Fran Dunphy	Two	17
8	Dana Altman	Three	16

through 2023-24 season

■ CONSECUTIVE NCAA DI TOURNAMENT BERTHS - ALL-TIME DI HEAD COACHES

RANK	COACH	YEARS (SCHOOL)	BERTHS
1	Tom Izzo*	1998-2024 (Michigan State)	26^
T-2	Mark Few*	2000-24 (Gonzaga)	24^
T-2	Mike Krzyzewski	1996-2019 (Duke)	24
4	Dean Smith	1975-97 (North Carolina)	23
5	Roy Williams	1990-2009 (two schools)	20
6	Bill Self*	1999-2017 (two schools)	18
7	<b>Rick Barnes*</b>	<b>1996-2012 (two schools)</b>	<b>17</b>
8	Bob Knight	1986-2000 (Indiana)	15
T-9	Bob Huggins	1992-2005 (Cincinnati)	14
T-9	Lute Olson	1985-98 (Arizona)	14
T-9	Tubby Smith	1994-2007 (three schools)	14
T-9	John Thompson	1979-92 (Georgetown)	14

through 2023-24 season  
 \* indicates active coach  
 ^ indicates active streak

■ CONSECUTIVE NCAA DI TOURNAMENT BERTHS - ACTIVE DI HEAD COACHES

RANK	COACH	YEARS (SCHOOL)	BERTHS
1	Tom Izzo*	1998-2024 (Michigan State)	26^
2	Mark Few*	2000-24 (Gonzaga)	24^
3	Bill Self*	1999-2017 (two schools)	18
4	<b>Rick Barnes*</b>	<b>1996-2012 (two schools)</b>	<b>17</b>
5	Mick Cronin	2011-23 (two schools)	12^
T-6	Matt Painter	2015-24 (Purdue)	9^
T-6	Kelvin Sampson	1995-2003 (Oklahoma)	9
8	Jamie Dixon	2004-11 (Pittsburgh)	8

through 2023-24 season  
 \* indicates active coach  
 ^ indicates active streak

■ NCAA DI TOURNAMENT GAMES - ACTIVE DI HEAD COACHES

RANK	COACH	SCHOOLS	GAMES
1	Tom Izzo	Michigan State	81
2	Bill Self	Three schools	75
3	John Calipari	Three schools	68
4	Mark Few	Gonzaga	67
5	<b>Rick Barnes</b>	<b>Four schools</b>	<b>58</b>
6	Rick Pitino	Five schools	57
7	Kelvin Sampson	Four schools	45
8	Matt Painter	Southern Illinois, Purdue	38
9	Thad Matta	Three schools	37
10	Dana Altman	Three schools	34

through 2023-24 season

■ NCAA DI TOURNAMENT WINS - ACTIVE DI HEAD COACHES

RANK	COACH	SCHOOLS (by apps)	GAMES
1	Tom Izzo	Michigan State	56
2	Bill Self	Three schools	53
3	John Calipari	Three schools	48
4	Mark Few	Gonzaga	43
5	Rick Pitino	Five schools	39
6	<b>Rick Barnes</b>	<b>Four schools</b>	<b>30</b>
7	Kelvin Sampson	Four schools	26
8	Thad Matta	Three schools	24
9	Matt Painter	Purdue	22
10	Scott Drew	Baylor	20

through 2023-24 season

■ NCAA TOURNAMENT AT FOUR DI SCHOOLS - ALL-TIME HEAD COACHES (15 total; five active)

COACH	SCHOOLS
Steve Alford* (5)	Missouri State, Iowa, New Mexico, UCLA, Nevada
<b>Rick Barnes*</b>	<b>Providence, Clemson Texas, Tennessee</b>
John Beilein	Cainisius, Richmond, West Virginia, Michigan
Lefty Driesell	Davidson, Maryland, James Madison, Georgia State
Cliff Ellis	South Alabama, Clemson, Auburn, Coastal Carolina
Larry Eustachy	Utah State, Iowa State, Southern Miss, Colorado State
Jim Harrick	Pepperdine, UCLA, Rhode Island, Georgia
Ben Howland	Northern Arizona, Pittsburgh, UCLA, Mississippi State
Lon Kruger (5)	Kansas State, Florida, Illinois, UNLV, Oklahoma
Fran McCaffery*	Lehigh, UNC Greensboro, Siena, Iowa
Tom Penders	Rhode Island, Texas, George Washington, Houston
Rick Pitino* (5)	Boston U., Providence, Kentucky, Louisville, Iona
Kelvin Sampson*	Washington State, Oklahoma, Indiana, Houston
Tubby Smith (5)	Tulsa, Georgia, Kentucky, Minnesota, Texas Tech
Eddie Sutton	Creighton, Arkansas, Kentucky, Oklahoma State

through 2023-24 season  
 \* indicates active coach

■ NCAA TOURNAMENT BERTHS - ACTIVE SEC COACHES

RANK	COACH	SCHOOL	BERTHS
1	<b>Rick Barnes</b>	<b>Tennessee</b>	<b>28</b>
2	John Calipari	Arkansas	21
3	Bruce Pearl	Auburn	13
4	Buzz Williams	Texas A&M	10
5	Nate Oats	Alabama	7
T-6	Chris Beard	Ole Miss	5
T-6	Chris Jans	Mississippi State	5
8	Mike White	Georgia	4
T-9	Matt McMahon	LSU	3
T-9	Rodney Terry	Texas	3
T-11	Dennis Gates	Missouri	2
T-11	Todd Golden	Florida	2
T-11	Porter Moser	Oklahoma	2
T-11	Lamont Paris	South Carolina	2
T-11	Mark Pope	Kentucky	2
16	Mark Byington	Vanderbilt	1

through 2023-24 season

■ NCAA TOURNAMENT WINS - ACTIVE SEC COACHES

RANK	COACH	SCHOOL	WINS
1	John Calipari	Arkansas	47
2	<b>Rick Barnes</b>	<b>Tennessee</b>	<b>30</b>
3	Bruce Pearl	Auburn	17
T-4	Chris Beard	Ole Miss	11
T-4	Buzz Williams	Texas A&M	11
6	Nate Oats	Alabama	10
7	Mike White	Georgia	7
8	Porter Moser	Oklahoma	6
9	Rodney Terry	Texas	4
10	Matt McMahon	LSU	2
T-11	Mark Byington	Vanderbilt	1
T-11	Chris Jans	Mississippi State	1
T-11	Dennis Gates	Missouri	1
T-14	Todd Golden	Florida	0
T-14	Lamont Paris	South Carolina	0
T-14	Mark Pope	Kentucky	0

through 2023-24 season

■ AP NO. 1 RANKING AT MULTIPLE DI SCHOOLS - ALL-TIME HEAD COACHES (seven total; four active)

COACH	SCHOOLS
<b>Rick Barnes*</b>	<b>Texas, Tennessee</b>
John Calipari*	UMass, Memphis, Kentucky (three)
Frank McGuire	St. John's, North Carolina, South Carolina (three)
Bruce Pearl*	Tennessee, Auburn
Rick Pitino*	Kentucky, Louisville
Eddie Sutton	Arkansas, Kentucky
Roy Williams	Kansas, North Carolina

\* indicates active coach  
 NOTE: Along with doing so this year, Rick Barnes also led Tennessee to the No. 1 ranking for four straight weeks in 2019 (Jan. 21-Feb. 17). He guided Texas to the No. 1 spot for two consecutive weeks in 2010 (Jan. 11-24), still the only time it has ever been atop the poll.

■ SWEET 16 BERTHS AT THREE DI SCHOOLS - ALL-TIME HEAD COACHES (12 total; five active)

COACH	SCHOOLS (YEARS)
<b>Rick Barnes*</b>	<b>Clemson (1997), Texas (5x), Tennessee (3x)</b>
Gene Bartow	Memphis (1973), UCLA (2x), UAB (2x)
John Calipari*	UMass (2x^), Memphis (3x^), Kentucky (8x)
Lon Kruger (4)	Kansas State (1988), Florida (1994), UNLV (2007), Oklahoma (2x)
Frank McGuire	St. John's (2x), North Carolina (1957), South Carolina (3x)
Ralph Miller	Wichita State (1964), Iowa (1970), Oregon State (1982)
Rick Pitino*	Providence (1987), Kentucky (5x), Louisville (3x+)
Bruce Pearl*	Milwaukee (2005), Tennessee (3x), Auburn (2019)
Bill Self*	Tulsa (2000), Illinois (2x), Kansas (10x^)
Eddie Sutton (4)	Creighton (1974), Arkansas (4x), Kentucky (2x), Oklahoma State (6x)
Tubby Smith	Tulsa (2x), Georgia (1996), Kentucky (6x)
Bruce Weber	Southern Illinois (2002), Illinois (2x), Kansas State (2018)

through 2023-24 season

\* indicates active coach  
 ^ indicates one additional vacated appearance  
 + indicates four additional vacated appearances

NOTE: Barnes is one of eight coaches—the others are John Calipari, Lon Kruger, Rick Pitino, Bruce Pearl, Bill Self, Tubby Smith and Bruce Weber—to achieve this feat in the 64-team era (since 1985).

■ 100+ WINS AT THREE DI SCHOOLS - ALL-TIME HEAD COACHES (27 total; seven active)

COACH	SCHOOLS (WINS)
Steve Alford* (4)	Iowa (152), New Mexico (155), UCLA (124), Nevada (113)
<b>Rick Barnes*</b>	<b>Providence (108), Texas (402), Tennessee (229)</b>
John Beilein	Richmond (100), West Virginia (104), Michigan (277)
John Calipari*	UMass (189), Memphis (214), Kentucky (410)
Bobby Cremins	App State (100), Georgia Tech (354), Charleston (144)
Mike Davis	Indiana (115), UAB (122), Texas Southern (115)
Tom Davis	Lafayette (116), Boston College (100), Iowa (270)
Ed DeChellis*	ETSU (105), Penn State (114), Navy (196)
Lefty Driesell (4)	Davidson (176), Maryland (348), James Madison (159), Georgia State (103)
Hugh Durham	Florida State (230), Georgia (297), Jacksonville (106)
Cliff Ellis (4)	South Alabama (171), Clemson (177), Auburn (186), Coastal Carolina (297)
Larry Eustachy	Iowa State (101), Southern Miss (142), Colorado State (121)
Seth Greenberg	Long Beach State (105), USF (108), Virginia Tech (170)
Jeff Jones	Virginia (146), American (211), Old Dominion (203)
Bob Knight	Army West Point (102), Indiana (662), Texas Tech (138)
Lon Kruger	Florida (104), UNLV (161), Oklahoma (179)
Jim Larrañaga	Bowling Green (170), George Mason (273), Miami (274)
Frank McGuire	St. John's (102), North Carolina (164), South Carolina (283)
Mike Montgomery	Montana (154), Stanford (393), Cal (130)
Tom Penders	Fordham (125), Texas (208), Houston (121)
Kelvin Sampson*	Washington State (103), Oklahoma (281), Houston (294)
Herb Sendek*	NC State (191), Arizona State (159), Santa Clara (160)
Jerry Tarkanian	Long Beach State (116), UNLV (509), Fresno State (104)
Billy Tubbs	Oklahoma (333), TCU (156), Lamar (121)
Butch von Breda Kolff	Lafayette (132), Hofstra (215), Princeton (103)
Bruce Weber	Southern Illinois (103), Illinois (210), Kansas State (184)
Buzz Williams*	Marquette (139), Virginia Tech (100), Texas A&M (117)

through March 15, 2025  
 \* indicates active coach

■ 200+ WINS AT TWO DI SCHOOLS - ALL-TIME HEAD COACHES (19 total; six active)

COACH	SCHOOLS (WINS)
Dana Altman*	Creighton (327), Oregon (369)
<b>Rick Barnes*</b>	<b>Texas (402), Tennessee (229)</b>
Jim Calhoun	Northeastern (248), Connecticut (625)
John Calipari*	Memphis (214), Kentucky (408)
Fran Dunphy*	Penn (310), Temple (270)
Hugh Durham	Florida State (230), Georgia (297)
Lou Henson	Illinois (423), New Mexico State (289)
Bob Huggins	Cincinnati (399), West Virginia (345)
Jeff Jones	American (211), Old Dominion (203)
Jim Larrañaga	George Mason (273), Miami (274)
Bob Marlin	Sam Houston State (225), Louisiana (269)
Neil McCarthy	Weber State (205), New Mexico State (226)
Ralph Miller	Wichita State (220), Oregon State (342)
Johnny Orr	Michigan (209), Iowa State (218)
Rick Pitino*	Kentucky (219), Louisville (293)
Kelvin Sampson*	Oklahoma (281), Houston (294)
Norm Sloan	Florida (232), NC State (266)
Eddie Sutton	Arkansas (260), Oklahoma State (368)
Roy Williams	Kansas (418), North Carolina 485)

through March 15, 2025  
 \* indicates active coach

NOTE: The only six coaches on the above two lists (100 x3 and 200 x2) are Rick Barnes, John Calipari, Hugh Durham, Jeff Jones, Jim Larrañaga and Kelvin Sampson. Just three of them are active.



## BARNES PRODUCES PROS

- Through 2023-24, **Rick Barnes** has sent 44 players to the NBA across 37 seasons as a head coach. He has produced 33 NBA Draft choices, including 19 first-rounders, eight lottery picks, six top-10 selections, three top-five choices and two No. 2 overall picks. Eight of those players were one-and-done phenoms. Barnes' 33 draftees have combined to make over \$1.45 billion dollars in NBA contracts, through the 2023-24 season.

## NBA DRAFT CHOICES AS HEAD COACH (33)

YEAR	PLAYER	SCHOOL	RD (PICK)	TEAM
1990	Abdul Shamsid-Deen	Providence	2nd (53)	Seattle
1991	Eric Murdock	Providence	1st (21)	Utah
1994	Dickey Simpkins	Providence	1st (21)	Chicago
1994	Michael Smith	Providence	2nd (35)	Sacramento
1995	Eric Williams+	Providence	1st (14)	Boston
1995	Troy Brown+	Providence	2nd (45)	Atlanta
1997	Austin Croshere+	Providence	1st (12)	Indiana
1998	Greg Buckner	Clemson	2nd (53)	Dallas
1999	Kris Clark	Texas	2nd (55)	Boston
2000	Chris Mihm	Texas	1st (7)	Chicago
2002	Chris Owens	Texas	2nd (48)	Milwaukee
2003	T.J. Ford	Texas	1st (8)	Milwaukee
2004	Royal Ivey	Texas	2nd (37)	Atlanta
2006	LaMarcus Aldridge*	Texas	1st (2)	Chicago
2006	P.J. Tucker	Texas	2nd (35)	Toronto
2006	Daniel Gibson	Texas	2nd (42)	Cleveland
2007	Kevin Durant*	Texas	1st (2)	Seattle
2008	D.J. Augustin	Texas	1st (9)	Charlotte
2010	Avery Bradley*	Texas	1st (19)	Boston
2010	Damion James	Texas	1st (24)	Atlanta
2010	Dexter Pittman	Texas	2nd (32)	Miami
2011	Tristan Thompson*	Texas	1st (4)	Cleveland
2011	Jordan Hamilton	Texas	1st (26)	Dallas
2011	Cory Joseph*	Texas	1st (29)	San Antonio
2015	Myles Turner*	Texas	1st (11)	Indiana
2019	Grant Williams	Tennessee	1st (22)	Boston
2019	Admiral Schofield	Tennessee	2nd (42)	Philadelphia
2019	Jordan Bone	Tennessee	2nd (57)	New Orleans
2021	Keon Johnson*	Tennessee	1st (21)	New York
2021	Jaden Springer*	Tennessee	1st (28)	Philadelphia
2022	Kennedy Chandler*	Tennessee	2nd (38)	San Antonio
2023	Julian Phillips*	Tennessee	2nd (35)	Boston
2024	Dalton Knecht*	Tennessee	1st (17)	L.A. Lakers

\* indicates Barnes was no longer there when player finished his career

+ indicates one-and-done selection

& indicates player transferred in after beginning career elsewhere

## ADDITIONAL NBA PLAYERS (UNDRAFTED) AS HEAD COACH (11)

YEAR	PLAYER	SCHOOL	TEAM
1992	Marty Conlon	Providence	Seattle
1996	Marques Bragg	Providence	Minnesota
2000	Ira Bowman%	Providence	Philadelphia
1997	Devin Gray	Clemson	Sacramento
2000	Harold Jamison	Clemson	Miami
2002	Maurice Evans&	Texas	Minnesota
2005	James Thomas	Texas	Portland
2017	Sheldon McClellan%	Texas	Washington
2017	Isaiah Taylor+	Texas	Houston
2020	Kyle Alexander	Tennessee	Miami
2022	Yves Pons	Tennessee	Memphis

% indicates year player made his NBA debut

\* indicates player transferred out and completed career elsewhere

& indicates player transferred in after beginning career elsewhere

+ indicates Barnes was no longer there when player finished his career

- In eight years as an assistant coach, **Rick Barnes** helped seven players from three different schools reach the NBA. Six were chosen in the NBA Draft, including four in the first round, two in the top 10 and one in the top three.

## NBA PLAYERS AS ASSISTANT COACH (SEVEN)

YEAR	PLAYER	SCHOOL	RD (PICK)	TEAM
1986	Buck Johnson	Alabama	1st (20)	Houston
1987	Dennis Hopson	Ohio State	1st (3)	New Jersey
1987	Derrick McKey+	Alabama	1st (9)	Seattle
1987	Jim Farmer III+	Alabama	1st (20)	Dallas
1988	Kevin Wilson+	George Mason	3rd (52)	Chicago
1989	Michael Ansley+	Alabama	2nd (37)	Orlando
1989	Rob Rose+	George Mason	UDFA	LA Clippers

\* indicates Barnes was no longer there when player finished his career

- In total, **Rick Barnes** has helped guide 51 players to the NBA. He has coached 39 NBA Draft choices, 23 first-rounders, 10 lottery picks, eight top-10 draftees, four top-five selections and three top-three picks.

## HALL CALLS

- Rick Barnes** was announced on 12/21/23 as a first-time nominee for the Naismith Memorial Basketball Hall of Fame. He was among 17 first-time picks on the 2024 North American ballot, alongside names such as **Vince Carter**, **Mike Gminski**, **Bill Laimbeer** and the 2008 U.S. Olympic Redeem Team.
- On 12/19/24, Barnes garnered a position on the ballot for the second year in a row, earning his spot on the 2025 list.
- Barnes is one of just two active college coaches on the 2025 ballot who were nominated as coaches, alongside Gonzaga's **Mark Few** (first year). Memphis' **Penny Hardaway** (second year) is also on the ballot as a player.
- Rick Barnes** joined the North Carolina Sports Hall of Fame at the 59th annual induction event on 4/21/23, at the Raleigh Convention Center. Barnes was one of the first 10 people inducted to the NCSHF as a coach and the fifth Lenoir-Rhyne alumnus.
- Barnes took his place in the University of Texas Hall of Honor in 2014, while still coaching there.
- A native of Hickory, N.C., Barnes earned induction into the Catawba County Sports Hall of Fame in 2007 in just its seventh enshrinement class.
- Barnes has been a member of the Lenoir-Rhyne Sports Hall of Fame for over 20 years, as he was honored by his alma mater in its class of 2002.

## TREMENDOUS COACHING TREE

- Rick Barnes** has seen 13 of his assistant coaches move on to become head coaches at the Division I level, with one also coaching professionally.

## COACH HEAD COACHING JOBS

COACH	HEAD COACHING JOBS
Kim English	George Mason, Providence*
Dennis Felton	Western Kentucky, Georgia, Cleveland State
Fran Fraschilla	Manhattan, St. John's, New Mexico
Frank Haith	Miami, Missouri, Tulsa
Rob Lanier	Siena, Georgia State, SMU, Rice*
Ken McDonald	Western Kentucky, Austin Toros (G League)
Chris Ogden	UT Arlington
Desmond Oliver	East Tennessee State
Michael Schwartz	East Carolina*
Herb Sendek	Miami (OH), NC State, Arizona State, Santa Clara*
Larry Shyatt	Clemson, Wyoming
Ricky Stokes	Virginia Tech, East Carolina
Rodney Terry	Fresno State, UTEP, Texas*

orange = former Tennessee assistants

\* current

## BARNES' BIG-TIME BALLERS

- Rick Barnes** has coached 11 All-Americans, 19 first team all-conference honorees, two national players of the year and six conference players of the year.

## ALL-AMERICANS

YEAR	PLAYER	SCHOOL	OUTLETS	TEAM
1991	Eric Murdock	Providence	consensus	2nd
2000	Chris Mihm	Texas	consensus	2nd
2003	T.J. Ford	Texas	consensus	1st
2006	LaMarcus Aldridge	Texas	NABC	3rd
2006	P.J. Tucker	Texas	consensus	2nd
2007	Kevin Durant	Texas	consensus	1st
2008	D.J. Augustin	Texas	consensus	1st
2010	Damion James	Texas	Sport. News	2nd
			AP	3rd
2011	Jordan Hamilton	Texas	consensus	2nd
2019	Grant Williams	Tennessee	consensus	1st
2024	Dalton Knecht	Tennessee	consensus	1st

## NATIONAL PLAYERS OF THE YEAR

YEAR	PLAYER	SCHOOL	OUTLETS
2003	T.J. Ford	Texas	Naismith, Wooden, Sport. News
2007	Kevin Durant	Texas	consensus

## CONFERENCE PLAYERS OF THE YEAR

YEAR	PLAYER	SCHOOL	CONFERENCE
1998	Kenny Sanders	George Mason	CAA
2006	P.J. Tucker	Texas	Big 12
2007	Kevin Durant	Texas	Big 12
2018	Grant Williams	Tennessee	SEC
2019	Grant Williams	Tennessee	SEC
2024	Dalton Knecht	Tennessee	SEC



## Keep up with the Vols on Instagram:

@bishopbOswell — Bishop Boswell, Freshman Guard  
 @staydownstone — Darlinstone Dubar, Fifth-Year Guard  
 @campbell\_duncan44 — Campbell Duncan, Freshman Guard  
 @jpestrella13 — J.P. Estrella, Sophomore Forward  
 @jordanngainey — Jordan Gainey, Senior Guard  
 @grant\_hurst — Grant Hurst, RS Junior Guard  
 @swaggychaz — Chaz Lanier, Fifth-Year Guard  
 @benlinnemeyer — Ben Linnemeyer, Freshman Guard  
 @jmarsh21 — Jahmai Mashack, Senior Guard  
 @the1\_mili — Igor Miličić Jr., Senior Forward  
 @okpara\_felix — Felix Okpara Junior Center  
 @gavin\_p10 — Gavin Paull, Freshman Guard  
 @cadehillips12 — Cade Phillips, Sophomore Forward  
 @realzakaiz — Zakai Zeigler, Senior Guard  
 Visit player bio pages on [UTsports.com](https://UTsports.com) for additional social media handles, including X/Twitter.



## Here is a list of media members who cover the Tennessee basketball beat and tweet about the Vols:

@Ric\_Butler — Ric Butler, RockyTopInsider.com  
 @EmCochranetv — Emilie Rae Cochrane, WBIR-TV  
 @PaigeDauerFDP — Paige Dauer, Full Disclosure Prods.  
 @FrankDeLucaTV — Frank DeLuca, WBIR-TV  
 @cdortch — Chris Dortch, Blue Ribbon Yearbook  
 @Gentry\_Estes — Gentry Estes, The Tennessean  
 @VinceSports — Vince Ferrara, The Sports Animal WNML  
 @CamilleGearTV — Camille Gear, WBIR-TV  
 @JimmyHyams — Jimmy Hyams, The Sports Animal WNML  
 @CalebJarreau16 — Caleb Jarreau, The Daily Times  
 @caseykaytv — Casey Kay, WATE-TV  
 @Volquest\_Rob — Rob Lewis, Volquest.com  
 @BenMcKee14 — Ben McKee, GoVols247.com  
 @DavidSPaschall — David Paschall, Chattanooga Times Free Press  
 @GrantRamey — Grant Ramey, GoVols247.com  
 @joerexrode — Joe Rexrode, The Athletic  
 @ryleerobinsonsv — Rylee Robinson, WVLT-TV  
 @Samrothman — Sam Rothman, WATE-TV  
 @wesrucker247 — Wes Rucker, GoVols247.com  
 @wvltvtrick — Rick Russo, WVLT-TV  
 @JohnSartoriTV — John Sartori, WVLT-TV  
 @rschump00 — Ryan Schumpert, RockyTopInsider.com  
 @RyanTSylvia — Ryan Sylvia, VolReport.com  
 @ByNoahTaylor — Noah Taylor, VolReport.com  
 @Reece\_VH — Reece Van Haften, WATE-TV  
 @TeresaMWalker — Teresa Walker, Associated Press  
 @Josh\_Ward — Josh Ward, The Sports Animal WNML  
 @ByMikeWilson — Mike Wilson, Knoxville News Sentinel



Tennessee Vice Chancellor/Director of Athletics **Danny White** announced Aug. 23, 2023, a multi-year naming-rights agreement with longtime UT Athletics corporate champion Food City to rebrand UT's on-campus arena as Thompson-Boling Arena at Food City Center.

The agreement with Food City was negotiated by Tennessee Athletics' multimedia rights partner, LEARFIELD/The Vol Network. Food City's overall commitment to UT Athletics will allow the University to invest in excess of \$20 million over 10 years and will aid new and needed renovations of the arena and upgrades to the facility's interior and exterior.

Among the planned additions to the venue will include new club amenities, updates to the Ray Mears Room and a state-of-the-art center-hung video board. The exterior façade of the facility will be modernized and the look will be more in line with Tennessee's other athletics venues.

Food City's longstanding commitment to supporting UT Athletics and the department's mission of leading the way in college sports dates to 1997. The privately held family-owned company is headquartered in Abingdon, Va., and operates 152 retail locations in Tennessee, Virginia, Kentucky, Georgia and Alabama.

Opened in the fall of 1987, the arena is named for the late B. Ray Thompson and former UT President Dr. Edward J. Boling. The venue has undergone multiple phases of renovations in its 36-year history, most notably an overhaul in 2007 that included the addition of two levels of premium suites and one level of premium loge seating spanning the arena's north end.

## ON THE BENCH



### JUSTIN GAINEY

Associate Head Coach • NC State, 2000

- In his 19th year at the college level, including his 13th as a coach, Gainey is in his fourth season at Tennessee, including his third as associate head coach.
- Prior to coming to Tennessee in April 2021, Gainey spent the 2020-21 season as the associate head coach at Marquette, where he also worked from 2014-17.
- In between his stints in Milwaukee, Gainey was an assistant coach at Santa Clara in 2017-18 and Arizona from 2018-20.
- The High Point, N.C., native was a standout point guard at NC State from 1996-2000 and went 2-2 in matchups with Rick Barnes-led Clemson.



### ROD CLARK

Assistant Coach • Lindsey Wilson (Ky.), 2015

- A young and energetic rising star in the profession at age 31, Clark in his sixth season as a collegiate assistant in 2024-25 and his fourth at Tennessee.
- A native of Kansas City, Mo., Clark spent the 2020-21 season as an assistant coach at Austin Peay in nearby Clarksville, Tenn.
- Clark's first stop as a collegiate coach came in 2019-20 at UIC, where he was hired at just 26 years old.
- From 2017-19, Clark served as the top assistant coach at Sunrise Christian Academy, a prep powerhouse in Bel Aire, Kan., while also working with MoKan Elite.



### GREGG POLINSKY

Assistant Coach • Northern Arizona, 1981

- Now in his fourth year on the Tennessee staff, Polinsky served as a volunteer analyst in 2021-22 and was promoted to assistant coach following the season.
- The St. Louis native was a DI head coach at Georgia Southern (1995-99), as well as an assistant at Texas (1983-86), Alabama (1986-94) and Howard College (1981-83).
- Spent over two decades in NBA scouting and front-office positions with the New Jersey/Brooklyn Nets (1999-2018) and the Detroit Pistons (2018-21).
- Polinsky played at New Mexico for two seasons before transferring to Northern Arizona for the final season of his college career.



### BRYAN LENTZ

Assistant Coach • Lenoir-Rhyne, 2000

- The Lumberton, N.C., native is in his seventh season on staff at Tennessee, including his first as an assistant coach.
- Worked for Rick Barnes for four years at Texas, serving as a special assistant/video coordinator from 2010-14.
- Son of John Lentz, who was the head coach for 29 years (432-374) at Lenoir-Rhyne and was also Rick Barnes' roommate in college at the DII school in Hickory, N.C.
- Spent the 2014-18 seasons as an assistant coach at Appalachian State in Boone, N.C., as well as the 2001-10 campaigns at his alma mater, Lenoir-Rhyne.



### LUCAS CAMPBELL

Assistant Coach • Tennessee, 2019

- Returned to Tennessee in June of 2022 to serve his alma mater in the director of recruiting role and is now in his first year as an assistant coach.
- Spent the 2021-22 season as ETSU's director of basketball operations under then-head coach Desmond Oliver, a former Rick Barnes assistant at Tennessee.
- A four-year letter winner (2015-19) for the Volunteers, Campbell joined the program during Barnes' first year at the helm and appeared in 16 games as a collegian.
- The Knoxville, Tenn., native helped UT to a 57-15 record, an SEC regular season title, two NCAA Tournament bids and a Sweet 16 in his final two years as a player.



### MARY-CARTER EGGERT

Director of Basketball Operations • Tennessee, 2011

- A two-time Tennessee graduate, Eggert is in her 10th season working in the lead basketball operations role, dating back to Rick Barnes' first season.
- Part of a select group of females in a DOBO or Chief of Staff role in DI men's basketball, including an even smaller number at the Power Five level.
- The Richmond, Va., native spent three years on UT's media relations staff (2012-15), working closely with the Tennessee football program from 2012 to 2014.
- A Tennessee alumna who has worked with UT athletics in some capacity since arriving on campus as a freshman in 2007.



### GARRETT MEDENWALD

Director of Sports Performance • Wisconsin-Whitewater, 2013

- In his 10th season at Tennessee, as he joined Rick Barnes from day one, after working for him as a graduate manager (2012-14) and strength intern (2014-15) at Texas.
- The Green Bay, Wis., native was a running back at UW-Whitewater, where he helped lead the Warhawks to back-to-back national championships in 2010 and 2011.
- An elite powerlifter, Medenwald was a national qualifier in Olympic weightlifting and served as a coach and co-founder of the UW-Whitewater Olympic Lifting Club.
- Helped a Volunteer post the best max vertical leap at the 2023 (Julian Phillips), 2022 (Kennedy Chandler) and 2021 (Keon Johnson) NBA Draft Combines.



### CHAD NEWMAN

Athletic Trainer • Tennessee, 1994

- Now in his 29th season working with the basketball program at Tennessee, dating back to Sept. 1996 during his final year as a master's student at UT.
- A two-time Tennessee alum, Newman is in his 35th consecutive academic year on the UT campus after first coming to Knoxville, Tenn., as an undergrad in 1990.
- Under Newman's care, the Volunteers have advanced to postseason play 21 times, including 17 NCAA Tournament berths and eight Sweet Sixteen appearances.
- The Chattanooga, Tenn., native was the 2009 Tennessee Athletic Trainer's Society (TATS) Athletic Trainer of the Year.



### LUKE SCHAPKER

Director of Video and Analytics • Bowling Green, 2018

- Now is in his seventh year with the Tennessee basketball program after first joining the program as a graduate manager in 2018.
- Viewed by Rick Barnes as an indispensable member of the Tennessee staff, he is among Barnes' most trusted analytical minds.
- The Evansville, Ind., native earned a master's degree in sport management from Tennessee in 2020.
- Worked for four four years as a men's basketball student manager, including three years as a head manager, at Bowling Green during his undergraduate tenure.



### RILEY COLLINS

Assistant Director of Player Development • Drew (N.J.), 2020

- The Lacey, N.J., native is in his third year at Tennessee, including his first as the assistant director of player development, after joining the program in the summer of 2022.
- Worked as a graduate assistant at Marymount University in Arlington, Va., from 2020-22, as well as owns years of experience in skills development.
- Served as the head coach of the New Jersey Panthers in the Hoop Group Showcase League from 2019-22, guiding the team to the title in 2020.
- Four-time First Team All-Landmark Conference honoree and 2020 Reese's All-American at Drew, setting school record for points (1,973), assists and made 3-pointers.



### JUSTIN CALDWELL

Program Development Coordinator • Glenville State (W.Va.), 2013

- In his 12th year on a college coaching staff, including his second at a Division I institution and first at Tennessee.
- Owns experience at the youth, high school, DIII and DI levels, including serving as the head coach at Glenville State from 2018-23 and as an assistant at Marshall last year.
- Totaled 1,997 points in his four-year college career, including three at West Virginia Wesleyan, and was twice an All-West Virginia Intercollegiate Athletic Conference pick.
- The Mullens, W.Va., native is married to Kim Caldwell, the first-year head coach of the Tennessee women's basketball team.



3 BISHOP BOSWELL

FR Guard | 6-4 | 203 | Communication Studies  
Charlotte, N.C. | Myers Park



SEASON HIGHS

Points:	2 (2x) // last vs. Virginia, 11/21/24
Rebounds:	3 // at Illinois, 12/14/24
Assists:	3 (2x) // last vs. Florida, 2/1/25
Steals:	1 (5x) // last vs. South Carolina, 3/8/25
Blocks:	-- // --
Field Goals:	1 (2x) // last vs. Virginia, 11/21/24
3-Pointers:	-- // --
Free Throws:	1 // vs. Syracuse, 12/3/24
Minutes:	11:12 // at Florida, 1/7/25

CAREER HIGHS

Points:	2 (2x) // last vs. Virginia, 11/21/24
Rebounds:	3 // at Illinois, 12/14/24
Assists:	3 (2x) // last vs. Florida, 2/1/25
Steals:	1 (5x) // last vs. South Carolina, 3/8/25
Blocks:	-- // --
Field Goals:	1 (2x) // last vs. Virginia, 11/21/24
3-Pointers:	-- // --
Free Throws:	1 // vs. Syracuse, 12/3/24
Minutes:	11:12 // at Florida, 1/7/25

SEC HIGHS

Points:	-- // --
Rebounds:	2 (3x) // last at Ole Miss, 3/5/25
Assists:	3 // vs. Florida, 2/1/25
Steals:	1 (3x) // last vs. South Carolina, 3/8/25
Blocks:	-- // --
Field Goals:	-- // --
3-Pointers:	-- // --
Free Throws:	-- // --
Minutes:	11:12 // at Florida, 1/7/25

PRODUCTION TRACKER

2024-25	
Scored 5+ Points	--
Scored 10+ Points	--
Made Multiple 3-Pointers	--
Had 5+ Rebounds	--
Had Multiple Offensive Rebounds	1
Had 3+ Assists	2
Led the Vols in Assists	--
Had Multiple Steals	--
Led the Vols in Steals	--
Had a Positive Assist/TO Ratio	6



Full bio can be found [HERE](#) on [UTsports.com](#)

AS A FRESHMAN IN 2024-25

- Tied a season best with three assists in the victory over No. 5/6 Florida (2/1/25), adding one steal in 10:53 of action, 19 seconds shy of his top mark.
- Did not play against Middle Tennessee State (12/23/24) due to a right shoulder injury sustained in the prior game.
- Grabbed a season-best three rebounds and played strong defense in six-plus minutes off the bench in the win at Illinois (12/14/24).
- Dished out three assists in four minutes of action against Austin Peay (11/17/24).
- Made his college debut in the victory at Louisville (11/9/24) and connected on his lone field-goal attempt.
- Did not play in the season opener versus Gardner-Webb (11/6/24) while in concussion protocol.

HIGH SCHOOL

- Unanimously considered a four-star recruit and a top-eight prospect in the state of North Carolina.
- Placed No. 72 overall in the 247Sports Composite and No. 75 in the On3 Consensus rankings.
- Tabbed the No. 61 player in the country by ESPN and the No. 69 recruit nationally by Rivals.
- Three-time HighSchoolOT.com All-State designee, earning first-team status as a senior, second-team honors as a junior and third-team plaudits as a sophomore.
- Won back-to-back conference regular season and tournament titles his final two years.
- Averaged 11.5 points, 5.9 assists, 5.0 rebounds and 1.8 steals per game as a senior, earning NCBCA First Team All-District 9 and *Charlotte Observer* Second Team All-Area plaudits.
- Helped his team to a 27-3 record, 23 straight wins, a John Wall Holiday Invitational title and a state quarterfinal appearance.
- Put up 12.0 points, 5.3 assists, 4.3 rebounds and 1.7 steals per game his junior year and led Myers Park to a 4A state title, collecting MVP honors in the championship game.
- Also aided his team to a 28-4 record, an Arby's Classic championship and an appearance in the City of Palms Classic.
- Spent his first two prep years at South Mecklenburg High School, where he turned in a dominant sophomore campaign, averaging 20.5 points, 8.2 rebounds and 5.4 assists per game, garnering NCBCA Third Team All-District 9 and *Charlotte Observer* All-Area Honorable Mention recognition.
- Two-year letter winner in football, competing as a wide receiver as a freshman and sophomore, collecting all-conference honors the latter season.
- Played with multiple eventual Power Five players in high school, including Sir Mohammed (Notre Dame) and Elijah Strong (Boston College).
- Competed for the Team CP3 on the AAU circuit, including in the Nike EYBL.
- Among the notable Myers Park alumni are NFL quarterback Drake Maye, *Charlotte* head baseball coach Robert Woodard and former NBA player/NBA referee Haywoode Workman.

PERSONAL

- Born Sept. 15, 2005, in Charlotte, N.C., as Bishop Rae Boswell.
- Mother, Brittany Boswell, is a massage therapist.
- Does not have any brothers or sisters.
- Interests outside of basketball include anime, fashion, football and music.
- Favorite athlete is Russell Westbrook because of the passion he plays with.
- Best sports memory is winning the 4A state championship as a junior.
- Committed to Tennessee over Georgia, Missouri, South Carolina, Wake Forest and Xavier.
- Chose Tennessee because of the coaching staff and the fans.
- Hails from the same hometown as six former Tennessee players, including one-and-done first-round pick Jaden Springer (2020-21), SEC Player of the Year honoree Tony White (1983-87) and two-time SEC Player of the Year designee Grant Williams (2016-19).
- During his first offseason at Tennessee, added nearly 2.1 inches to his standing vertical jump while putting on 10.3 pounds to his frame, plus logged a reverse band back squat (480) of 2.36 times his body weight.
- Recipient of the Bertelkamp Basketball Scholarship Endowment Fund.

CAREER STATS

	GP-GS	Min	Avg	FG-A	Pct	3FG-A	Pct	FT-A	Pct	Off-Def-Rebs	Avg	PF-FO	Ast	TO	Blk	Stl	Pts	Avg
2024-25	25-0	96	3.9	2-10	.200	0-5	.000	1-2	.500	5-10-15	0.6	8-0	14	12	0	5	5	0.2
TOTAL	25-0	96	3.9	2-10	.200	0-5	.000	1-2	.500	5-10-15	0.6	8-0	14	12	0	5	5	0.2

## 8 DARLINSTONE DUBAR

5TH Guard | 6-6 | 220 | Strategic & Digital Communications (Graduate)  
Charlotte, N.C. | Hofstra | Iowa State | Scotland Campus (Pa.)

## SEASON HIGHS

<b>Points:</b>	13 // vs. Western Carolina, 12/17/24
<b>Rebounds:</b>	6 // at Texas, 1/11/25
<b>Assists:</b>	3 // vs. Florida, 2/1/25
<b>Steals:</b>	2 // vs. Kentucky, 1/28/25
<b>Blocks:</b>	1 (5x) // last vs. Texas, 3/14/25
<b>Field Goals:</b>	5 // vs. Western Carolina, 12/17/24
<b>3-Pointers:</b>	3 // at Texas, 1/11/25
<b>Free Throws:</b>	2 (3x) // last vs. Auburn, 3/15/25
<b>Minutes:</b>	25:49 // vs. Florida, 2/1/25

## CAREER HIGHS (includes four seasons at Hofstra/Iowa State)

<b>Points:</b>	30 (2x) // last at Stony Brook, 11/20/23
<b>Rebounds:</b>	14 // at Campbell, 1/13/24
<b>Assists:</b>	5 // vs. Buffalo (N), 11/20/23
<b>Steals:</b>	5 // vs. Arkansas (N), 12/18/21
<b>Blocks:</b>	4 // vs. Coll. of Charleston, 1/4/24
<b>Field Goals:</b>	12 // vs. Buffalo (N), 11/20/23
<b>3-Pointers:</b>	7 // at Duke, 12/12/23
<b>Free Throws:</b>	10 // vs. Hampton, 1/18/24
<b>Minutes:</b>	40:00 (5x) // last vs. Delaware, 1/6/24

## SEC HIGHS

<b>Points:</b>	12 // at Texas, 1/11/25
<b>Rebounds:</b>	6 // at Texas, 1/11/25
<b>Assists:</b>	3 // vs. Florida, 2/1/25
<b>Steals:</b>	2 // vs. Kentucky, 1/28/25
<b>Blocks:</b>	1 (4x) // last vs. Texas, 3/14/25
<b>Field Goals:</b>	4 // at Texas, 1/11/25
<b>3-Pointers:</b>	3 // at Texas, 1/11/25
<b>Free Throws:</b>	2 // at Ole Miss, 3/5/25
<b>Minutes:</b>	25:49 // vs. Florida, 2/1/25

## PRODUCTION TRACKER

	2024-25	Career
Scored 10+ Points	2	43
Scored 20+ Points	--	16
Led the Vols in Scoring	--	--
Made Multiple 3-Pointers	2	47
Had 5+ Rebounds	3	61
Had a Double-Double	--	10
Had Multiple Blocks	--	19
Had Multiple Steals	1	27
Led the Vols in Steals	2	2
Had a Positive Assist/TO Ratio	7	41

## CAREER STATS

	GP-GS	Min	Avg	FG-A	Pct	3FG-A	Pct	FT-A	Pct	Off-Def-Rebs	Avg	PF-FO	Ast	TO	Blk	Stl	Pts	Avg
2020-21*	16-7	231	14.5	14-41	.341	3-10	.300	6-13	.462	12-27-39	2.4	23-1	7	19	3	6	37	2.3
2021-22*	32-31	949	29.6	146-270	.541	38-112	.339	43-61	.705	37-111-148	4.6	67-2	33	33	26	34	373	11.7
2022-23*	35-35	877	25.0	144-282	.511	42-104	.404	31-43	.721	48-121-169	4.8	58-1	36	35	11	20	361	10.3
2023-24*	33-33	1143	34.6	223-414	.539	73-183	.399	69-94	.734	52-172-224	6.8	56-1	47	47	31	39	588	17.8
2024-25	28-1	284	10.1	38-95	.400	15-56	.268	9-16	.563	17-39-56	2.0	19-0	14	12	5	7	100	3.6
<b>TOTAL</b>	<b>144-107</b>	<b>3483</b>	<b>24.2</b>	<b>565-1102</b>	<b>.513</b>	<b>171-465</b>	<b>.368</b>	<b>158-227</b>	<b>.696</b>	<b>166-470-636</b>	<b>4.4</b>	<b>223-5</b>	<b>137</b>	<b>146</b>	<b>76</b>	<b>106</b>	<b>1459</b>	<b>10.1</b>
<b>HOFSTRA</b>	<b>100-99</b>	<b>2968</b>	<b>29.7</b>	<b>513-966</b>	<b>.531</b>	<b>153-399</b>	<b>.383</b>	<b>143-198</b>	<b>.722</b>	<b>137-404-541</b>	<b>5.4</b>	<b>181-4</b>	<b>116</b>	<b>115</b>	<b>68</b>	<b>93</b>	<b>1322</b>	<b>13.2</b>

\* at Iowa State

^ at Hofstra

## STAYDOWNSTONE

## HONORS

- 2024-25: Lute Olson Player of the Year Early Season Watch List
- 2023-24: Second Team All-CAA

## AS A FIFTH-YEAR IN 2024-25

- Produced six points and three rebounds, shooting 2-of-3 from the floor and making both his free throws, in the SEC Tournament semifinal triumph versus third-ranked Auburn (3/15/25).
- Posted seven points, two rebounds and two assists at Ole Miss (3/5/25), shooting 2-of-3 from the field, splitting his two 3-point attempts and making both his free throws.
- Scored six points, connecting on a pair of 3-pointers, in the comeback victory against sixth-ranked Alabama (3/1/25).
- Made his first start as a Volunteer, totaling four points, five rebounds, a season-best three assists and one block in a season-high 26 minutes in the triumph against No. 5/6 Florida (2/1/25).
- Totaled seven points, four rebounds, a season-high two steals and one block against No. 12 Kentucky (1/28/25), as well as finished a team-best plus-20 in his then-season-high-tying 17:26 of action.
- Posted 12 points and a season-best six rebounds in a season-high 17 minutes in the victory at Texas (1/11/25), shooting 3-of-5 from deep to record multiple long-range makes for the first time as a Volunteer.
- Set season highs in points (13), made field goals (five) and minutes (17) against Western Carolina (12/17/24), finishing 5-of-8 from the floor.
- Posted five points, all in the second half, and a then-season-best five rebounds in 16 minutes in the victory at Illinois (12/14/24).
- Did not play in the Jimmy V Classic matchup with Miami (12/10/24) while in concussion protocol.
- After missing the first four games of the season due to a personal matter, debuted against Virginia (11/21/24) in the Baha Mar Championship opener, throwing down a putback dunk on his first offensive possession, en route to finishing with four points and three boards in 10 minutes.

## AS A SENIOR IN 2023-24 AT HOFSTRA

- One of three players to compete in and start all 33 contests.
- Averaged 17.8 points, 6.8 rebounds, 1.4 assists, 1.2 steals and 0.9 blocks per game, finishing with a 53.9 percent field-goal clip, a 39.9 3-point percentage and a 73.4 percent free-throw ledger.
- Finished No. 19 on Hofstra's all-time scoring list with 1,322 points in just three seasons.
- Led the Pride in rebounding, defensive rebounding (5.2), blocks and 3-point percentage (min. 1.3PM/gm).
- Ranked second on the team in scoring, offensive rebounding (1.6), made field goals (223), made 3-pointers (73), made free throws (69) and free-throw attempts (94), plus finished third in steals, minutes, field-goal percentage and free-throw percentage.
- Had eight double-doubles, five more than all his teammates combined, and had all five of the team's 20-point, 10-rebound showings.
- One of six DI players with 585 points, 220 rebounds, 45 assists, 35 steals and 30 blocks, joining Providence's Devin Carter (BIG EAST Player of the Year), Cleveland State's Tristan Enaruna (First Team All-Horizon League), Duke's Kyle Filipowski (consensus Second Team All-American), Morehead State's Riley Minix (OVC Player of the Year) and Utah State's Great Osobor (MWC Player of the Year).
- Only player in the nation to post the above stat line with fewer than 50 turnovers and/or a 38.0 percent 3-point clip, as well as one of two with 70-plus 3-pointers, alongside Carter.
- Per KenPom, finished No. 38 nationally in true shooting percentage (62.3) and No. 44 in effective field goal percentage (63.9).
- Ranked as the fourth-most efficient offensive player in the country (min. 15 possessions per game) by Synergy Sports.
- Led the CAA in field-goal percentage, placing No. 61 nationally, 22 among players under 6-foot-8.
- Ranked third in the CAA in made field goals, fifth in total points (588) and total minutes (1,143), sixth in scoring average and minutes average, seventh in total defensive rebounds (172) and eighth in made 3-pointers.
- Finished ninth in the CAA in total rebounds (224), defensive rebounding average and 3-point makes per game (2.2), plus No. 10 in rebounding average and blocks average, No. 11 in total blocks (31) and co-No. 15 in offensive rebounding average (1.6) and total offensive boards (52).
- Scored double-figure points in 31 of 33 games, with 16-plus in 21, 20-plus in 12, 27-plus in four and 30 twice, all second-most on the team.
- Led the team in outings with six-plus (20), eight-plus (12), 10-plus (eight) and 12-plus (two) rebounds, as well as in multiple-block performances (nine), posting three-plus twice to rank second.
- Hit multiple 3-pointers in 23 outings and four-plus in six, both second-most on the team, while also ranking second in performances with double-digit made field goals (10) and multiple steals (11), finishing third in showings with three-plus steals (two), as well as dishing out multiple assists 13 times and reaching four-plus twice.

## AS A JUNIOR IN 2022-23 AT HOFSTRA

- Among four players to appear in all 35 games, tying the program single-season record, and one of three to start each contest.
- Averaged 10.3 points, 4.8 rebounds and 1.0 assist in 25.0 minutes per game, shooting 51.1 percent overall, 40.4 percent on 3-pointers and 72.1 percent at the line.
- Placed second on the Pride in rebounding, offensive rebounding (1.4), field-goal percentage (min. 2 FGM/gm) and 3-point percentage (min. 1.3PM/gm), as well as third in scoring, free-throw percentage (min. 1 FTM/gm), made field goals (144) and made 3-pointers (42).
- Tied for the second-most single-game made field without a miss (seven) by a CAA player.
- Third on the team in outings with 10-plus points (18), 15-plus (10) and 22-plus (two), as well as in games with multiple made 3-pointers (13).
- Placed second with five-plus rebounds 18 times, led the way with seven-plus boards 10 times and once reached double figures, plus had multiple assists in nine appearances, two steals in four games and two blocks in three.

## AS A SOPHOMORE IN 2021-22 AT HOFSTRA

- One of three players to appear in all 32 games, ranking second on the team with 31 starts.
- Averaged 11.7 points, 4.6 rebounds, 1.0 assist and 1.1 steals in 29.6 minutes per game, while shooting 54.1 overall and 33.9 percent from deep.
- Led the Pride in total blocks (26) and ranked second in offensive rebounding (1.2), while finishing second in made field goals (146), plus third in rebounding, minutes, field-goal percentage (min. 2 FGM/gm) and 3-point percentage.
- Placed No. 11 in the CAA in blocks average (0.8) and total blocks, No. 13 in field-goal percentage and No. 18 in scoring.
- In league-only competition, tied for No. 10 in the CAA in blocks average (0.7) and total blocks (12).
- Logged the second-most double-digit point totals (23) on the team and the third-most 15-point outings (10), registering 20-plus twice.
- Led Hofstra with six multiple-block performances, plus ranked third on the team in five-rebound (17) and seven-rebound (five) showings, entering double figures once.

## AS A FRESHMAN IN 2020-21 AT IOWA STATE

- Appeared in 16 of 24 contests and made seven starts.
- Averaged 2.3 points and 2.4 rebounds in 14.5 minutes per game, as well as totaled seven assists, six steals and three blocks.
- Scored five-plus points four times and grabbed four-plus rebounds on four occasions, as well as notched a steal in six outings.

## HIGH SCHOOL

- Unanimous three-star recruit finished as Rivals' No. 150 player nationally, placing No. 33 among small forwards and third in Pennsylvania.
- Ranked No. 182 overall on the 247Sports Composite list, good for No. 35 at the small forward position and fourth in Pennsylvania.
- Took a post-grad year at Scotland Campus in Scotland, Pa., where he averaged 10.0 points per game and aided his team to a 22-4 mark.
- Totaled 37 points in the semifinals and title game of the conference tournament, leading his team to the title.
- Went to Athens Prep Academy in Athens, Tenn., an hour southwest of Knoxville, for his senior year and put up 13.0 ppg for a 25-5 team.
- Attended Rocky River High School in his hometown of Charlotte, N.C., for his first three years and played varsity basketball each year.
- Averaged 12.5 points per game and helped his team to a 28-3 record during his junior campaign.
- Earned A-B Honor Roll distinction during his high school tenure.
- Competed on the AAU circuit for B. Maze Elite, a Knoxville-based program run by former Tennessee guard Bobby Maze (2008-10), and once scored 29 points in a single half.
- Signed with Iowa State out of high school, over offers from schools such as Auburn, Maryland, Notre Dame, Seton Hall and Wichita State.
- Former Tennessee guard Jaden Springer (2020-21), a 2024 NBA champion now with the Utah Jazz, also attended Rocky River, as did former NBA guard DeAndre' Bembry and two-time NFL All-Pro cornerback Jaire Alexander.

## PERSONAL

- Born Darlinstone Miles Dubar on Aug. 15, 2001, in Charlotte, N.C., nickname is "Dstone" and first name honors his father's late best friend.
- Parents are the late Henry Dubar and Meatta Street, who works with special needs children, and has an older sister, Shadnita Taylor.
- Earned a bachelor's degree in liberal arts from Hofstra in May 2024.
- Interests outside of basketball include bowling and fishing, while his favorite athlete is Jaylen Brown.
- Best sports memory is helping Hofstra to an 89-81 win over No. 24/19 Arkansas in North Little Rock, Ark., on 12/18/21.
- Committed to Tennessee over Arkansas, Kansas, Kansas State and TCU because it.
- Chose Tennessee because it is a great university with great people and he felt welcomed like family.
- First player in UT history to wear jersey No. 8, he wore No. 55 as a freshman and junior, No. 0 as a sophomore and No. 1 as a senior.
- Recipient of the Mr. & Mrs. Robert E. Butler Athletic Scholarship Fund, he owns a standing reach of nearly 8-9.



# 13 J.P. ESTRELLA

**SO** Forward | 6-11 | 250 | Recreation & Sport Management  
Scarborough, Maine | Brewster Academy (N.H.)



## SEASON HIGHS

<b>Points:</b>	8 // vs. Montana, 11/13/24
<b>Rebounds:</b>	5 // at Louisville, 11/9/24
<b>Assists:</b>	1 // vs. Montana, 11/13/24
<b>Steals:</b>	-- // --
<b>Blocks:</b>	1 (2x) // last at Louisville, 11/9/24
<b>Field Goals:</b>	3 // vs. Montana, 11/13/24
<b>3-Pointers:</b>	-- // --
<b>Free Throws:</b>	2 // vs. Montana, 11/13/24
<b>Minutes:</b>	11:11 // vs. Gardner-Webb, 11/4/24

## CAREER HIGHS

<b>Points:</b>	8 // vs. Montana, 11/13/24
<b>Rebounds:</b>	5 (2x) // last vs. Montana, 11/13/24
<b>Assists:</b>	1 (4x) // last vs. Montana, 11/13/24
<b>Steals:</b>	-- // --
<b>Blocks:</b>	1 (5x) // last at Louisville, 11/9/24
<b>Field Goals:</b>	3 (2x) // last vs. Montana, 11/13/24
<b>3-Pointers:</b>	-- // --
<b>Free Throws:</b>	3 // vs. Florida, 1/16/24
<b>Minutes:</b>	15:18 // vs. Purdue (N), 3/31/24

## SEC HIGHS

<b>Points:</b>	7 // vs. Florida, 1/16/24
<b>Rebounds:</b>	3 // at Vanderbilt, 1/27/24
<b>Assists:</b>	1 // vs. South Carolina, 1/30/24
<b>Steals:</b>	-- // --
<b>Blocks:</b>	1 // vs. Florida, 1/16/24
<b>Field Goals:</b>	2 // vs. Florida, 1/16/24
<b>3-Pointers:</b>	-- // --
<b>Free Throws:</b>	3 // vs. Florida, 1/16/24
<b>Minutes:</b>	8:52 // vs. Florida, 1/16/24

## PRODUCTION TRACKER

	2024-25	Career
Scored 5+ Points	1	4
Scored 10+ Points	--	--
Had 5+ Rebounds	1	1
Had 10+ Rebounds	--	--
Led the Vols in Rebounding	--	--
Had Multiple Offensive Rebounds	1	3
Had a Double-Double	--	--
Had Multiple Blocks	--	--
Led the Vols in Blocks	2	2
Had Multiple Steals	--	--

## CAREER STATS

	GP-GS	Min	Avg	FG-A	Pct	3FG-A	Pct	FT-A	Pct	Off-Def-Rebs	Avg	PF-FO	Ast	TO	Blk	Stl	Pts	Avg
2023-24	25-0	124	5.0	15-21	.714	0-0	.000	10-14	.714	10-10-20	0.8	24-0	3	10	3	0	40	1.6
2024-	3-0	31	10.2	6-9	.667	0-0	.000	2-3	.667	3-5-8	2.7	4-0	1	0	2	0	14	4.7
<b>TOTAL</b>	<b>28-0</b>	<b>155</b>	<b>5.5</b>	<b>21-30</b>	<b>.700</b>	<b>0-0</b>	<b>.000</b>	<b>12-17</b>	<b>.706</b>	<b>13-15-28</b>	<b>1.0</b>	<b>28-0</b>	<b>4</b>	<b>10</b>	<b>5</b>	<b>0</b>	<b>54</b>	<b>1.9</b>



Last name pronounced: Uh-STRELL-Uh  
Full bio can be found [HERE](#) on [UTsports.com](#)

## AS A SOPHOMORE IN 2024-25

- After missing three games while being evaluated, announced on 11/25/24 as out for the remainder of the season due to surgery on his left foot.
- Posted a career-best eight points against Montana (11/13/24), hitting all three of his field goals to tie a career high in makes and connecting on both his free throws
- Set a career high with five rebounds in the win at Louisville (11/9/24), adding two points and a block.
- Opened the season by making both of his field-goal attempts in the victory over Gardner-Webb (11/4/24).

## AS A FRESHMAN IN 2023-24

- Appeared in 25 games, including eight of the final 10, totaling 40 points and 20 rebounds in 124 total minutes of court time.
- Went 15-of-21 (71.4 percent) from the floor to record the second-best field-goal clip among SEC players with at least 20 attempts and fifth-best mark among DI freshmen with 20-plus shots.
- Tied for third on the team with eight dunks and led the Volunteers with 2.58 slams per 40 minutes.
- Made multiple field goals five times, thrice without a miss.
- Grabbed multiple rebounds in four outings, scored six-plus points in three and played 12-plus minutes twice.
- Played a career-high 15 minutes in the Elite Eight matchup with third-ranked Purdue (3/31/24) and made his lone field-goal attempt, an alley-oop dunk to tie the game at 58 with 5:42 left.
- Made his NCAA Tournament debut with six points in eight minutes in the Round of 64 victory against Saint Peter's (3/21/24).
- Did not play in the victories at Arkansas (2/14/24) and over Vanderbilt (2/17/24) due to a left leg injury.
- Scored a then-career-best seven points, finishing 2-of-2 from the floor and 3-of-4 at the line, and blocked one shot in the win over Florida (1/16/24).
- Produced seven points on a perfect 3-of-3 field-goal clip in the victory against George Mason (12/5/23).
- Recorded three offensive rebounds in just nine minutes of action during Tennessee's win over Syracuse (11/20/23) at the Maui Invitational.
- Made his official Tennessee debut in the season-opening victory over Tennessee Tech (11/6/23).

## HIGH SCHOOL

- Tabbed as a unanimous four-star, top-80 recruit and the best prospect from the state of Maine.
- Placed No. 57 in Rivals' national rankings, including fifth among centers.
- Finished No. 59 in the On3 Consensus rankings and No. 61 on the 247Sports Composite list, both good for eighth-best among centers.
- Among 27 participants in the elite Allen Iverson Roundball Classic in April 2023 in Union, N.J.
- Started in the prestigious UA Next Elite 24 in August 2022 Chicago and earned First Team All-NBPA Top 100 Camp after the prominent event in June 2022 in Kissimmee, Fla.
- Transferred to Brewster Academy in Wolfeboro, N.H., for his senior year and helped the team to a 35-2 record and a MaxPreps national ranking of seventh among prep schools.
- Went to South Portland High School for two years and earned a varsity letter each season.
- Posted 20.2 points, 11.8 rebounds and 4.1 blocks per game during his junior campaign, en route a Class AA state title and Varsity Maine All-State distinction.
- Attended Scarborough High School during his freshman year, competing mainly with the junior varsity team.
- Competed with the Middlesex Magic on the Under Armour AAU circuit after previously playing for the XL Thunder.
- During his lone year at Brewster, played alongside fellow consensus 2023 top-150 recruits Solomon Ball (Connecticut), Carey Booth (Notre Dame/Illinois), Taylor Bol Bowen (Florida State), Aaron Clark (Wake Forest/Pepperdine) and Reid Ducharme (Xavier/Siena).
- Among the notable Brewster alumni are 20-plus NBA players, including Will Barton, Devonte' Graham, Donovan Mitchell, Thomas Robinson and T.J. Warren, as well as actor Topher Grace.
- San Antonio Spurs assistant coach Brett Brown went to South Portland, as did former MLB players Jim Beattie, Charlie Furbush and Bill Swift.

## PERSONAL

- Born Sept. 3, 2004, in Fall River, Mass., as Joseph Peter Estrella, but goes by J.P.
- Parents are Mark and Allie Estrella, the latter of whom, then Allie Booth, played basketball at Boston College from 1995-99, after claiming Maine Miss Basketball distinction in 1995.
- Mother's college career ended in Knoxville on 3/15/99 when the eighth-seeded Eagles fell to the top-seeded Lady Volunteers, the three-time reigning national champions, in NCAA Tournament Round of 32, with Allie unable to play due to knee injuries that kept her out the entire season.
- Has one younger brother, Cameron.
- Interests outside of basketball include camping, hanging out with friends and video games.
- Favorite athlete is his mother because he looks up to her.
- Best sports memory is winning the state championship during his junior year of high school.
- Has a superstition of throwing up a "W" with his hands after every victory.
- Grew seven inches between his sophomore and junior years of high school, as well as went from a size 13 sneaker to a 17 during that time.
- Committed to Tennessee over Iowa and Syracuse, plus held offers from numerous other schools, including NCAA title-winning programs like Connecticut, Duke, Kansas, Kentucky, Louisville, Marquette and Maryland.
- The first player in program history from the state of Maine and chose Tennessee because of Rick Barnes.
- Owens a 9-3 standing reach and has added 19 pounds since his arrival at Tennessee, plus increased his max bench press by 36 pounds in the offseason before his sophomore campaign.
- Recipient of the C & C Millwright Athletic Scholarship.

## 11 JORDAN GAINEY

SR Guard | 6-4 | 190 | Agricultural Leadership (Graduate)  
Tucson, Ariz. | USC Upstate | South Kent School (Conn.)

## SEASON HIGHS

Points:	23 // vs. Illinois, 12/14/24
Rebounds:	7 (2x) // vs. Georgia, 1/15/25
Assists:	6 // vs. South Carolina, 3/8/25
Steals:	5 // vs. Western Carolina, 12/17/24
Blocks:	2 (4x) // last vs. Mississippi State, 1/21/25
Field Goals:	7 // vs. Gardner-Webb, 11/4/24
3-Pointers:	4 // at Ole Miss, 3/5/25
Free Throws:	8 (2x) // last vs. Auburn, 3/15/25
Minutes:	36:42 // vs. Florida, 2/1/25

## CAREER HIGHS (includes two seasons at USC Upstate)

Points:	28 // vs. South Carolina St., 12/10/22
Rebounds:	7 (7x) // last vs. Georgia, 1/15/25
Assists:	6 (4x) // last vs. South Carolina, 3/8/25
Steals:	5 (4x) // last vs. Western Carolina, 12/17/24
Blocks:	3 (2x) // last vs. Presbyterian, 1/18/23
Field Goals:	9 (3x) // last vs. Gard.-Webb, 3/3/23
3-Pointers:	5 // at Charl. Southern, 12/31/22
Free Throws:	8 (5x) // last vs. Auburn, 3/15/25
Minutes:	43:42 // vs. South Carolina St., 12/10/22

## SEC HIGHS

Points:	19 // vs. Georgia, 1/15/25
Rebounds:	7 // vs. Georgia, 1/15/25
Assists:	6 // vs. South Carolina, 3/8/25
Steals:	3 (4x) // last vs. Florida, 2/1/25
Blocks:	2 // vs. Mississippi State, 1/21/25
Field Goals:	6 (4x) // last vs. Alabama, 3/1/25
3-Pointers:	4 // at Ole Miss, 3/5/25
Free Throws:	6 (2x) // last vs. Alabama, 3/1/25
Minutes:	36:42 // vs. Florida, 2/1/25

## PRODUCTION TRACKER

	2024-25	Career
Scored 10+ Points	17	77
Scored 15+ Points	9	49
Made Multiple 3-Pointers	12	68
Made 4+ 3-Pointers	1	12
Had 5+ Rebounds	9	24
Had 3+ Assists	10	39
Had 5+ Assists	2	8
Led the Vols in Steals	5	9
Had Multiple Steals	9	48
Had a Positive Assist/TO Ratio	18	58

## CAREER STATS

	GP-GS	Min	Avg	FG-A	Pct	3FG-A	Pct	FT-A	Pct	Off-Def-Rebs	Avg	PF-FO	Ast	TO	Blk	Stl	Pts	Avg
2021-22*	32-32	1008	31.5	146-310	.471	74-150	.493	76-93	.817	10-113-123	3.8	92-3	69	65	16	39	442	13.8
2022-23*	32-29	1014	31.7	168-427	.393	70-203	.345	81-104	.779	7-73-80	2.5	71-0	74	85	10	62	487	15.2
2023-24	36-0	661	18.4	80-223	.359	39-134	.291	47-54	.870	17-45-62	1.7	55-0	44	31	7	31	246	6.8
2024-25	33-1	910	27.6	112-284	.394	41-137	.299	98-121	.810	27-85-112	3.4	62-1	63	31	14	36	363	11.0
<b>TOTAL</b>	<b>133-62</b>	<b>3595</b>	<b>27.0</b>	<b>506-1244</b>	<b>.407</b>	<b>224-624</b>	<b>.359</b>	<b>302-372</b>	<b>.812</b>	<b>61-316-377</b>	<b>2.8</b>	<b>280-4</b>	<b>250</b>	<b>212</b>	<b>47</b>	<b>168</b>	<b>1538</b>	<b>11.6</b>

TENN. 69-1 1572/22.8 192-507 .379 80-271 .295 145-175 .829 44 130 174 2.5 117-1 107 62 21 67 609 8.8

UPSTATE 64-61 2022 31.6 314-737 .426 144-353 .408 157-197 .797 17-186-203 3.2 163-3 143 150 26 101 929 14.5

\* at USC Upstate

## JORDANNGAINEY

Full bio can be found [HERE](https://utsports.com) on UTSports.com

## HONORS

- 2024-25: College Hoops Today Sixth Man of the Year Finalist
- 2022-23: First Team All-Big South ... Two-time Big South Player of the Week
- 2021-22: Second Team All-Big South ... Big South Freshman of the Year ... Big South All-Freshman Team ... Kyle Macy Award Finalist ... Seven-time Big South Freshman of the Week

## AS A SENIOR IN 2024-25

- Notched 15 points and five rebounds in the SEC Tournament semifinal win versus third-ranked Auburn (3/15/25), shooting a perfect 8-of-8 from the line to tie his career best in makes.
- Tallied 10 points and a career-high-tying six assists in his final home game, at triumph over South Carolina (3/8/25).
- Led the team with 17 points on 4-of-9 long-range shooting at Ole Miss (3/5/25), setting a season high in made 3-pointers and tying his top tally as a Volunteer.
- Poured in 18 points, co-leading the team, in the comeback triumph over sixth-ranked Alabama (3/1/25), finishing 6-of-13 from the floor and a perfect 6-of-6 at the line.
- Scored 14 points, including 10 in the final 6:12, in the victory at seventh-ranked Texas A&M (2/22/25), shooting 2-of-5 from deep and 4-of-4 at the line, as well as posted three assists and a game-best three steals.
- Recorded nine points, four rebounds, three assists and one block in the comeback win over Vanderbilt (2/15/25).
- Earned his first start at Tennessee in the win against No. 5/6 Florida (2/1/25) and finished with 16 points, a season-high five assists, four rebounds and a game-best three steals in a season-high 37 minutes.
- Logged his 11th double-digit scoring output of the season, eclipsing his total from 2023-24, with a 10-point showing in the victory against No. 14 Mississippi State (1/21/25), adding two assists and two blocks.
- Tallied a game-best 19 points, his second-most as a Volunteer, and tied a career high with seven rebounds in the victory over No. 23 Georgia (1/15/25), as well as made all six of his free throws.
- Registered 12 points and shot 2-of-5 from beyond the arc in the win at Texas (1/1/25).
- Totaled 10 points, three rebounds and three assists in the non-conference finale against Norfolk State (12/31/24).
- Posted 10 points, six rebounds and two blocks against Middle Tennessee State (12/23/24).
- Recorded 17 points on 6-of-8 shooting, adding career-high-tying marks in steals (five) and blocks (two), versus Western Carolina (12/17/24).
- Dropped a game-best 23 points, his most as a Volunteer and his first time leading Tennessee in scoring, at Illinois (12/14/24), capping an 18-point second half with a buzzer-beating layup to win the game, plus shot 8-of-9 at the line to tie career highs in both categories.
- Posted 12 points and six rebounds in the win over Syracuse (12/3/24), shooting 5-of-6 from the field in the second half.
- Scored 16 points in the win over No. 13/14 Baylor (11/22/24) in the Baha Mar Championship title game, finishing 3-of-6 from deep and 7-of-8 at the line.
- Had 15 points against Austin Peay (11/17/24), shooting 4-7 from the floor and 6-of-8 at the line, adding two assists and a steal.
- Stuffed the stat sheet in the triumph at Louisville (11/9/24), totaling nine points, four rebounds, four assists and two steals.
- Scored 16 points on 7-of-9 shooting, a new high in field goals made as a Volunteer, in the season opener against Gardner-Webb (11/4/24), adding three steals.

## AS A JUNIOR IN 2023-24

- Among the six Volunteers to play in all 36 contests, competing in a reserve role in all of them.
- Ranked fifth on the team with 6.8 points per game, adding 1.7 rebounds, 1.2 assists and 0.9 steals in 18.4 minutes per outing.
- Shot 47-of-54 (87.0 percent) from the stripe to lead the team in free-throw clip, plus tied for fourth in made 3-pointers (43).
- Became the second Tennessee player in the last 18 seasons (2006-24) to shoot 87.0 percent from the line in a single campaign (min. 10 GP) on at least 1.5 attempts per game, joining Lamonte' Turner (2017-18).
- Connected on eight 3-pointers in his first three outings as a Volunteer, tying Kennedy Chandler (2021-22) and Brandon Wharton (1995-96) for the then-third-most in program history, trailing only the 10 by Chris Lofton (2004-05), Santiago Vescovi (2019-20) and now Chaz Lanier (2024-25).
- First—alone or with a teammate—player off the bench in 21 of his appearances.
- Led or co-led UT in steals five times, co-fifth-most on the team, as well as in rebounding twice, assists once and blocks once.
- Scored in double digits in 10 outings and hit 15-plus in five of them, good for co-fifth and fifth on UT, respectively.
- Amassed multiple assists 14 times and multiple steals nine times, reaching three on five and two occasions, respectively.
- Hit multiple 3-pointers in 10 appearances, with three-plus five times, as well as twice grabbed at least four rebounds.

## AS A SOPHOMORE AT USC UPSTATE IN 2022-23

- Ranked top-10 in the Big South in six statistical categories: steals (1st, 1.9 spg), scoring (5th, 15.1 ppg), free-throw percentage (6th, 78.4), field-goal percentage (7th, 39.6), 3-pointers made per game (7th, 2.23) and minutes played (31.7 mppg).
- Led the team in scoring (15.1 ppg) and steals (1.9 spg), while ranking second in assists (2.3 apg).
- During Big South play, averaged 13.8 points, 2.6 assists and 2.2 steals per game.

## AS A FRESHMAN AT USC UPSTATE IN 2021-22

- Started all 32 contests and averaged 13.8 points and 3.8 rebounds over an average of 31.5 minutes per game.
- Shot a stellar 49.3 percent from 3-point range, making 74-of-150 attempts from beyond the arc.
- Also shot 47.1 percent (146-of-310) from the floor and 81.7 percent (76-of-93) from the free-throw line.
- Corralled 123 total rebounds for a season average of 3.8 per game.
- Totaled 69 assists, 39 steals and 16 blocked shots on the season.
- Pulled in a season-high seven rebounds on four occasions and dished out a season-high six assists twice.
- Recorded 25 double-figure scoring games, including each of his last five outings, with five 20-point showings.

## HIGH SCHOOL

- Spent a postgraduate year at South Kent School in Kent, Conn.
- In addition to basketball, also played on the golf team at South Kent.
- Initially, on 4/15/20, signed with Pima Community College in Tucson, Ariz., out of high school, but opted for a postgrad year.
- Helped lead Salpointe Catholic in Tucson to a 30-1 record and its first 4A state championship as a senior in 2019-20.
- In two years at Salpointe Catholic, totaled 670 points.
- As a freshman at Franklin High School in Franklin, Wis., played slot receiver on the football team.

## PERSONAL

- Born June 26, 2002, in Cary, N.C., as Jordan Dewaine Gainey.
- Parents are Justin and Courtney Gainey.
- Father was a point guard at NC State from 1996-2000 and is now Tennessee's associate head coach.
- Has two younger brothers, Jayson and Jaxson.
- Enrolled in the agricultural leadership, education & communications graduate program at Tennessee after earning a bachelor's degree in communication studies from UT in December 2024.
- Second player in Tennessee history from the state of Arizona, joining Vegas Davis (1996-2000).
- Wore No. 11 at USC Upstate, switched to No. 2 his first year at UT and went back to No. 11 for his final campaign.
- Owns a standing reach of just under 8-4, plus increased his standing vertical jump by 3.54 inches and added 14.5 pounds during his first offseason at Tennessee.
- Recipient of the Ray & Dana Mears Athletic Scholarship Endowment.



## 23 GRANT HURST

R-JR Guard | 6-2 | 208 | Recreation & Sport Management  
Cleveland, Tenn. | UT Martin | Cleveland

## SEASON HIGHS

Points:	4 // vs. Syracuse, 12/3/24
Rebounds:	1 // vs. Austin Peay, 11/17/24
Assists:	1 // vs. Western Carolina, 12/17/24
Steals:	1 // vs. Austin Peay, 11/17/24
Blocks:	-- // --
Field Goals:	2 // vs. Syracuse, 12/3/24
3-Pointers:	-- // --
Free Throws:	-- // --
Minutes:	2:10 // vs. Western Carolina, 12/17/24

## CAREER HIGHS (includes one season at UT Martin)

Points:	9 // at Belmont, 1/29/22
Rebounds:	4 // vs. Carver College, 11/24/21
Assists:	4 (2x) // last vs. SE Missouri, 2/3/22
Steals:	2 (3x) // last at Belmont, 1/29/22
Blocks:	1 // at Murray State, 1/22/22
Field Goals:	4 // at Belmont, 1/29/22
3-Pointers:	1 (2x) // last at Belmont, 1/29/22
Free Throws:	1 (2x) // last at Tenn. Tech, 2/26/22
Minutes:	23:07 // vs. Carver College, 11/24/21

## SEC HIGHS

Points:	-- // --
Rebounds:	1 // vs. Vanderbilt, 2/17/24
Assists:	-- // --
Steals:	1 // vs. Vanderbilt, 2/17/24
Blocks:	-- // --
Field Goals:	-- // --
3-Pointers:	-- // --
Free Throws:	-- // --
Minutes:	2:02 // vs. Vanderbilt, 2/17/24

## PRODUCTION TRACKER

	2024-25	Career
Scored 5+ Points	--	2
Scored 10+ Points	--	--
Made a 3-Pointer	--	2
Had 3+ Rebounds	--	3
Had Multiple Offensive Rebounds	--	2
Had 3+ Assists	--	3
Had Multiple Steals	--	3
Had a Positive Assist/TO Ratio	1	7

## CAREER STATS

	GP-GS	Min	Avg	FG-A	Pct	3FG-A	Pct	FT-A	Pct	Off-Def-Rebs	Avg	PF-FO	Ast	TO	Blk	Stl	Pts	Avg
2021-22*	23-0	230	10.0	8-30	.267	2-14	.143	2-7	.286	8-14-22	1.0	14-0	16	12	1	10	20	0.9
2022-23*	REDSHIRTED																	
2023-24	4-0	5	1.3	0-0	.000	0-0	.000	0-0	.000	0-1-1	0.3	1-0	0	2	0	0	0	0.0
2024-25	7-0	10	1.5	4-9	.444	0-3	.000	0-0	.000	0-1-1	0.1	2-0	1	1	0	1	8	1.1
<b>TOTAL</b>	<b>34-0</b>	<b>247</b>	<b>7.3</b>	<b>12-39</b>	<b>.308</b>	<b>2-17</b>	<b>.118</b>	<b>2-7</b>	<b>.286</b>	<b>8-16-24</b>	<b>0.7</b>	<b>17-0</b>	<b>17</b>	<b>15</b>	<b>1</b>	<b>11</b>	<b>28</b>	<b>0.8</b>
<b>TENN.</b>	<b>11-0</b>	<b>15</b>	<b>1.4</b>	<b>4-9</b>	<b>.444</b>	<b>0-3</b>	<b>.000</b>	<b>0-0</b>	<b>.000</b>	<b>0-2-2</b>	<b>0.2</b>	<b>3-0</b>	<b>1</b>	<b>3</b>	<b>0</b>	<b>1</b>	<b>8</b>	<b>0.7</b>
<b>MARTIN</b>	<b>23-0</b>	<b>230</b>	<b>10.0</b>	<b>8-30</b>	<b>.267</b>	<b>2-14</b>	<b>.143</b>	<b>2-7</b>	<b>.286</b>	<b>8-14-22</b>	<b>1.0</b>	<b>14-0</b>	<b>16</b>	<b>12</b>	<b>1</b>	<b>10</b>	<b>20</b>	<b>0.9</b>

\* at UT Martin

## @GRANT\_HURST

Full bio can be found [HERE](#) on [UTsports.com](#)

## AS A REDSHIRT JUNIOR IN 2024-25

- Recorded his first assist as a Volunteer in the triumph against Western Carolina (12/17/24).
- Made two field goals for the first time as a Volunteer in the victory against Syracuse (12/3/24), finishing with four points.
- Facing his former school, UT Martin (11/27/24), scored two points and connected on his lone field-goal attempt.
- Received two minutes of playing time versus Austin Peay (11/17/24) and recorded his first made field goal as a Volunteer.
- Made his season debut in the victory over Montana (11/13/24), playing the final 64 seconds of the contest.

## AS A REDSHIRT SOPHOMORE IN 2023-24

- Participated in four contests during his first season on Rocky Top, plus provided valuable assistance on the scout team.
- Made his NCAA Tournament debut in the Round of 64 victory over Saint Peter's (3/21/24).
- Grabbed his first rebound as a Volunteer in the win versus Vanderbilt (2/17/24).
- Made his official Tennessee debut in UT's 80-42 season-opening victory over Tennessee Tech (11/6/23).

## AS A SOPHOMORE IN 2022-23 AT UT MARTIN

- Did not compete and took a redshirt to retain eligibility.

## AS A FRESHMAN IN 2021-22 AT UT MARTIN

- Appeared in 23 of 30 games, averaging 10.0 minutes per outing as the backup point guard.
- Compiled 22 rebounds, 20 points, 16 assists, 10 steals and one block in 230 total minutes of playing time.
- Dished out multiple assists four times, with four twice, as well as pulled down multiple rebounds in seven outings, notched multiple steals thrice and scored five-plus points twice.
- Notched 11 assists and just four turnovers, a 2.75 ratio, in 135 minutes of OVC play, across 13 appearances.
- Tied a season high with four assists in 22 minutes of court time against Southeast Missouri State (2/3/22).
- Scored a season-best nine points on 4-of-5 shooting at Belmont (1/29/22), adding two rebounds and a co-season-high two steals.
- Set or tied season highs in assists (four), steals (two) and minutes (23), as well as scored five points, versus Carver College.

## HIGH SCHOOL

- Four-year letter winner at Cleveland High School helped his team to a 106-19 (.848) record during his career, including three Region 3-AAA championships and two state tournament appearances.
- Three-time all-region designee, including twice winning region MVP, and three-time all-district selection, who totaled 1,469 points to finish his career fifth in school history.
- Averaged 18.7 points, 6.0 rebounds and 5.0 assists per game as a senior and collected TSWA All-State accolades, en route to an appearance in the BCAT Tennessee All-Star Game.
- Scored 30-plus in his final two games, including posting 32 points and eight rebounds against Collierville in the TSSAA Class AAA state quarterfinals, and received All-State Tournament Team distinction.
- Hit two 3-pointers in the final minute of the TSSAA Class AAA section to lead his team to a 46-43 comeback win over Blackman.
- As a junior, aided his team to 29 straight wins, a No. 1 state ranking and a 33-1 final record, before the COVID-19 pandemic canceled the state tournament.
- Posted a 35-point triple-double against McMinn County during his sophomore campaign, during which the team went 23-4, earned a ranking of third in the state and, aided by his game-winning buzzer-beater, claimed the district title.
- Graduated from the same school as former NBA and Tennessee guard Vincent Yarbrough, a three-time All-SEC performer during his 1998-2002 career with the Volunteers.

## PERSONAL

- Born June 28, 2002, in Knoxville, Tenn., as Grant Matthew Hurst.
- Parents are Matt Hurst, a banker, and Wendy Hurst, a teacher.
- Father scored 1,113 collegiate points, good for 10.5 per game, as an all-conference guard from 1993-96 at DII Mars Hill, at which he set single-game records that still stand for free throws made (23) and attempted (24) on 12/4/95 against Newberry.
- Mother, then Wendy Haneline, also earned all-conference accolades as a basketball player at Mars Hill.
- Has two younger sisters, Addison, a libero/defensive specialist on the South Alabama volleyball team, and Lauren, a Tennessee women's basketball signee in the class of 2025.
- Three direct relatives—uncle Brett Hurst, aunt Jamie Hurst and cousin Mallory Hurst—attended Tennessee.
- Interests outside of basketball include camping, fishing, hiking, hunting and going to the lake.
- Favorite athlete is LeBron James because he considers him the most dominant player of this generation.
- Chose Tennessee because he is a lifelong fan and it was an amazing opportunity to represent his home state.
- Improved his max bench press by 38 pounds during the offseason in advance of his redshirt junior season.

## 2 CHAZ LANIER

5th Guard | 6-5 | 207 | Agricultural Leadership (Graduate)  
Nashville, Tenn. | North Florida | The Ensworth School

Last name pronounced: luh-NEER

Full bio can be found [HERE](https://www.utsports.com) on UTSports.com

## SEASON HIGHS

Points:	30 // at Texas A&M, 2/22/25
Rebounds:	9 // at LSU, 2/25/25
Assists:	4 (2x) // last vs. Western Carolina, 12/17/24
Steals:	4 (2x) // vs. Western Carolina, 12/17/24
Blocks:	1 (4x) // last vs. Auburn, 3/15/25
Field Goals:	10 (3x) // last at Texas A&M, 2/22/25
3-Pointers:	8 // at Texas A&M, 2/22/25
Free Throws:	6 // vs. Syracuse, 12/3/24
Minutes:	37:14 // vs. Norfolk State, 12/31/24

## CAREER HIGHS (includes four seasons at North Florida)

Points:	35 // vs. North Alabama, 2/8/24
Rebounds:	10 // vs. Northwestern St., 11/17/23
Assists:	5 (2x) // last vs. Coastal Ga., 11/6/23
Steals:	5 // vs. Ga. Southern, 12/9/23
Blocks:	2 (2x) // last at Austin Peay, 2/3/24
Field Goals:	11 (2x) // last vs. North Ala., 2/8/24
3-Pointers:	8 // at Texas A&M, 2/22/25
Free Throws:	11 // at Austin Peay, 2/3/24
Minutes:	48:29 // at Austin Peay, 2/3/24

## SEC HIGHS

Points:	30 // at Texas A&M, 2/22/25
Rebounds:	9 // at LSU, 2/25/25
Assists:	3 // vs. South Carolina, 3/8/25
Steals:	3 (2x) // last vs. South Carolina, 3/8/25
Blocks:	1 (2x) // last at Ole Miss, 3/5/25
Field Goals:	10 (2x) // last at Texas A&M, 2/22/25
3-Pointers:	8 // at Texas A&M, 2/22/25
Free Throws:	4 (2x) // last at Kentucky, 2/11/25
Minutes:	36:15 // vs. Florida, 2/1/25

## PRODUCTION TRACKER

	2024-25	Career
Scored 10+ Points	31	68
Scored 20+ Points	13	28
Led the Vols in Scoring	20	20
Made Multiple 3-Pointers	29	69
Made 4+ 3-Pointers	13	28
Had 5+ Rebounds	9	36
Had 3+ Assists	3	21
Had Multiple Steals	8	21
Led the Vols in Steals	6	6
Had a Positive Assist/TO Ratio	11	55

## CAREER STATS

	GP-GS	Min	Avg	FG-A	Pct	3FG-A	Pct	FT-A	Pct	Off-Def-Rebs	Avg	PF-FO	Ast	TO	Blk	Stl	Pts	Avg
2020-21*	10-1	91	9.1	6-16	.375	3-10	.300	2-3	.667	0-7-7	0.7	4-0	6	3	0	3	17	1.7
2021-22*	31-8	651	21.0	44-106	.415	17-56	.304	33-41	.805	24-59-83	2.7	31-0	35	15	7	23	138	4.5
2022-23*	31-9	612	19.7	54-119	.454	27-69	.391	10-10	1.000	15-61-76	2.5	34-1	28	16	5	11	145	4.7
2023-24*	32-31	1068	33.4	214-420	.510	106-241	.440	95-108	.880	22-130-152	4.8	48-11	57	52	9	30	629	19.7
2024-25	33-33	1034	31.3	211-484	.436	109-270	.404	59-81	.728	16-111-127	3.8	51-1	34	35	4	29	590	17.9
<b>TOTAL</b>	<b>137-82</b>	<b>3455</b>	<b>25.2</b>	<b>529-1145</b>	<b>.462</b>	<b>262-646</b>	<b>.406</b>	<b>199-243</b>	<b>.819</b>	<b>77-368-445</b>	<b>3.2</b>	<b>168-3</b>	<b>160</b>	<b>121</b>	<b>25</b>	<b>96</b>	<b>1519</b>	<b>11.1</b>
UNF	104-49	2422	23.3	318-661	.481	153-376	.407	140-162	.864	318	3.1	117-2	127	86	21	67	929	8.9

\* at North Florida

## @SWAGGYCHAZ

## HONORS

- 2024-25: The Sporting News Third Team All-American ... First Team All-SEC (AP) ... SEC Newcomer of the Year (Coaches) ... Second Team All-SEC (Coaches) ... College Hoops Today Second Team All-American ... John Fanta Second Team All-American ... Field of 68 Third Team All-American ... Andy Katz Third Team All-American ... Jerry West Award Finalist, Midseason Top 10 List & Preseason Top 20 Watch List ... Lute Olson Award Finalist ... Riley Wallace Award Finalist ... Wooden Award Top 15 National Ballot, Late Midseason Top 20 Watch List & Midseason Top 25 Watch List ... Naismith Trophy Midseason Team ... USBWA Oscar Robertson Trophy Midseason Watch List ... The Athletic Midseason Second Team All-American ... FOX Sports Midseason Second Team All-American ... The Sporting News Midseason Third Team All-American ... College Hoops Today Early Season Second Team All-American ... Two-time USBWA Oscar Robertson National Player of the Week (11/26/24, 1/7/25) ... Lute Olson National Player of the Week (11/25/24) ... AP National Player of the Week (1/7/25) ... Three-time SEC Player of the Week (11/25/24, 1/6/25, 2/24/25) ... Baha Mar Championship MVP
- 2023-24: First Team All-ASUN ... NABC First Team All-District 3 ... ASUN All-Academic Team ... Three-time ASUN Player of the Week ... CSC Academic All-District Team

## AS A FIFTH-YEAR IN 2024-25

- Recorded 23 points, including 17 in the first nine minutes, in the victory against Texas (3/14/25) to begin the SEC Tournament in his hometown.
- Led all players in points (23) and steals (three) in the regular season finale, adding four boards and three assists in the win versus South Carolina (3/8/25).
- Scored 15 points on 6-of-12 shooting at Ole Miss (3/5/25) and became the third Vol—fifth instance—to reach 100-plus made 3-pointers in a single season.
- Co-led the team with 18 points in the comeback victory over sixth-ranked Alabama (3-1/25), adding four rebounds, two assists and a steal.
- Scored 14 points and led all players with a season-best nine rebounds in the win at LSU (2/25/25).
- Produced a season-high 30 points, with 22 in the first half, and five boards at seventh-ranked Texas A&M (2/22/25), going 10-of-18 from the floor to tie a season best in makes, including 8-of-13 from deep to set a career high in makes and tie for the second-most ever by a Vol, becoming the only SEC player in the last 20 years (2005-25) with 30 points in an AP top-10 league road win and jumping from No. 11 to sixth on UT's single-season 3-point makes list (94).
- Amassed 21 points on 9-of-16 shooting in the comeback victory against Vanderbilt (2/15/25), adding a then-season-high eight rebounds to lead all players.
- Led all scorers with 21 points, including 13 on 5-of-5 shooting in the first 10 minutes, on a 9-of-17 clip in the victory at Oklahoma (2/8/25), adding five rebounds and two assists.
- Recorded a game-best 19 points in the victory against No. 5/6 Florida (2/1/25), shooting 5-of-9 from 3-point range and grabbing five rebounds.
- Scored a game-leading 23 points and hit five 3-pointers in the triumph over No. 14 Mississippi State (1/21/25).
- Playing in his hometown of Nashville, scored a team-high 17 points and went 4-of-6 from 3-point range at Vanderbilt (1/18/25).
- Had a season-best 29 points in the win over No. 23/RV Arkansas (1/4/25), going 10-of-20 overall, 5-of-9 from deep and 4-of-4 at the line.
- Had a game-high 24 points and hit six 3-pointers versus Norfolk State (12/31/24), adding two assists, two steals and his first block as a Vol.
- Led the Volunteers with 23 points versus Middle Tennessee State (12/23/24), shooting 5-of-10 from 3-point range and notching two steals.
- Totaled 19 points against Western Carolina (12/17/24), while setting or tying season highs in rebounds (seven), assists (four) and steals (four).
- Led all scorers with 22 points, his fourth 20-point showing in a four-game span, in the Jimmy V Classic win over Miami (12/10/24).
- Had 26 points, four rebounds and two assists in the win against Syracuse (12/3/24), his third showing of 25-plus points in a four-game span.
- Scored 25 points in the victory against No. 13/14 Baylor (11/22/24) in the Baha Mar Championship final, notching all of his points in a first half during which he shot 9-of-13 overall and 7-of-8 from 3-point range, setting a then-career high in made 3-pointers and tying the then-fifth-highest single-game mark in program history after opening 5-of-5 from long range in the first four minutes alone.
- Poured in 26 points, including 18 in the second half, and shot 6-of-12 from deep against Virginia (11/21/24) to begin the Baha Mar Championship, as well as eclipsed 1,000 career points in the win.
- Had 13 points and four assists, the latter one shy of his career high, versus Montana (11/13/24), shooting 5-of-8, including 3-of-5 from deep.
- Scored a co-game-high 19 points in the victory at Louisville (11/9/24), shooting 3-of-6 from deep and making both his free throws.
- Began his UT career with 18 points on 7-of-12 shooting, including a 4-of-6 clip from deep, in the opener versus Gardner-Webb (11/4/24).

## AS A SENIOR IN 2023-24 AT NORTH FLORIDA

- Among four Ospreys to play in all 32 games, starting 31 to tie for second on the team.
- Averaged 19.7 points, 4.8 rebounds, 1.8 assists and 0.9 steals in 35.4 minutes per game.
- Shot 51.0 percent overall, 44.0 percent from deep (on 7.5 attempts per game) and 88.0 percent at the line, including surpassing the elite 50/40/90 line in league play with 53.2, 45.2 and 90.5 percent, respectively.
- Finished his North Florida career second in free-throw percentage (min. 75 FTM) with an 86.4 percent mark and fifth (third in DI era) in 3-point percentage (min. 30 3PM) with a 40.7 percent tally.
- Placed third on the program's single-season leaderboard for points (629), made 3-pointers (106) and free-throw percentage (min. 50 FTM), plus fourth (third in DI era) in made field goals (214) and fifth (third in DI era) in scoring average (min. 15 GP).
- Also finished seventh (fifth in DI era) on North Florida's single-season list in 3-point percentage (min. 20 3PM), ninth in minutes (1,066), No. 14 (No. 10 in DI era) in minutes average.
- Tied for the 10th-most points (co-seventh in DI era) in a game by an Osprey (35), as well as twice tied for No. 15 (co-No. 12 in DI era).
- Matched the fifth-highest single-game steal total (five) ever by an Osprey, plus the 10th-highest made free-throw total (11).
- Paced the Ospreys in scoring, 3-point percentage, free-throw percentage, minutes, made field goals, made 3-pointers, made free throws (95) and free-throw attempts (108).
- Finished second on the team in rebounding, steals average and field-goal percentage, as well as third in assists average.
- Became the second Osprey to earn NABC First Team All-District accolades, joining Dallas Moore (2015-16 and 2016-17).
- Third player in program history to win Atlantic Sun Player of the Week three times in a season and fifth to do so in even a full career.
- Tied for No. 20 in DI in 30-point games (four) and for No. 32 in 25-point games (eight), placing second in the ASUN in both, despite playing only 32 games.
- Connected on multiple 3-pointers 26 times, with three-plus on 23 occasions to tie three others for fourth nationally behind only Tyler Thomas of Hofstra (27 in 33 GP), R.J. Davis of North Carolina (24 in 37 GP) and Jack Gohlke of Oakland (24 in 36 GP).
- Only DI player to amass a 50/43/87 shooting line while tallying at least 15 attempts per game in each category.
- Lone player in the country to shoot at least 43.0 percent beyond the arc with at least 3.3 makes and/or 7.0 attempts per contest.
- Tied five others for sixth in DI with four-plus made 3-pointers in 15 outings, reaching five-plus in eight games and making six twice.
- Placed fifth in DI in 3-point clip, eighth in 3-point makes per game (3.31), co-No. 19 in total made 3-pointers, No. 33 in free-throw clip and No. 42 in scoring.
- Per KenPom, placed No. 13 nationally in true shooting percentage (66.3) and No. 26 in effective field goal percentage (62.9).
- Led the Atlantic Sun in 3-point percentage and 3-pointers per game, placing second in scoring average, total points and free-throw clip.
- Ranked third in the league in total made field goals and total made 3-pointers, sixth in field-goal percentage and minutes average, seventh in total minutes, No. 11 in made free throws and No. 13 in free-throw attempts (108).
- Scored 371 points in conference play, 42 more than the second-place finisher, who averaged 2.6 points per game fewer.
- In league-only action, paced the Atlantic Sun in scoring (23.2), free-throw percentage (90.5), 3-point percentage (45.2), 3-point makes per game (3.50), total made 3-pointers (56), total made field goals (124), minutes average (36.9) and total minutes (590).
- Ranked seventh both field-goal percentage (53.2) and made free throws (67), plus ninth in free-throw attempts (74), in league play.
- Scored in double figures in 31 of 32 outings, with 15-plus points 23 times, 20-plus 15 times, 25-plus eight times and 30-plus four times.
- Scored 16-plus points in three of his five outings, all of which came on the road, versus Power Six foes.
- Listed as the most efficient offensive player in the country (min. 15 possessions per game) by Synergy Sports.
- Had an 11-game span from 1/12/24 to 2/16/24 during which he averaged 25.9 points per contest, shooting 54.9 percent (96-of-175) from the floor, 47.2 percent (42-of-89) from deep and 91.1 percent (51-of-56) at the line.
- One of three players in the last four seasons (2020-24) to shoot 43.0 percent from deep on at least 7.5 attempts per game, alongside two fellow first team all-league picks, Kansas State's Nijel Pack (2021-22) and Howard's Kyle Foster (2021-22).
- Among three players in the last 16 years (2008-24) to average at least 19.0 points per game on a 50/43/87 shooting line, alongside a pair of consensus First Team All-Americans, Oklahoma's Buddy Hield (2015-16) and Creighton's Doug McDermott (2012-13).

## AS A JUNIOR IN 2022-23 AT NORTH FLORIDA

- Completed in all 31 games, one of five players to do so, and earned nine starting nods, including in each of the first eight affairs.
- Averaged 4.7 points, 2.5 rebounds and 0.9 assists 19.7 minutes per game, plus made all 10 of his free-throw attempts.
- Ranked second on the team in 3-point percentage (39.1), fourth in field-goal percentage (45.4) and fifth in made 3-pointers (27).
- Had three double-digit scoring total, all in a five-game span to end the year in which he averaged 10.6 points per outing and hit multiple 3-pointers in each.

Information from Lanier's sophomore (2021-22) and freshman (2020-21) seasons at North Florida can be found [HERE](https://www.utsports.com) on his website bio.

## HIGH SCHOOL

- Averaged 22.8 ppg, 6.1 rpg and 3.7 apg as a senior, shooting 56.9 percent from the floor and 45.3 percent (77-of-170) beyond the arc.
- Served as a team captain and helped his team reach the state quarterfinals for the second year in a row.
- Named a finalist for Tennessee Division II-AA Mr. Basketball honors, alongside future UT guards Kennedy Chandler and B.J. Edwards.
- A The Tennessee First Team All-Midstate pick, as well as DII-AA First Team All-State choice by both the TSWA and The Tennesseean.
- Late-bloomer, who stood 5-6 as a freshman and was 5-10 as a junior until a growth spurt late in the year, played three seasons at the varsity level, but did not start regularly until his senior campaign, after which he held scholarship offers from only Campbell and North Florida.

## PERSONAL

- Born Dec. 19, 2001, in Nashville, Tenn., as Chaz Harrison Lanier.
- Parents are Thomas Lanier, a FedEx freight manager, and Stacey Lanier, a therapist, while he also has an older brother, Trey.
- Parents played college basketball, with father scoring 1,247 points at Lipscomb from 1992-96 and mother playing at Alcorn State in 1988-89.
- Earned a bachelor's degree in sport management from North Florida in May 2024 and lists interests as camping, hiking, music and swimming.
- Favorite athlete is LeBron James because of his longevity and the way he carries himself.
- Committed to Tennessee over BYU and Kentucky, among many other offers.
- Chooses Tennessee to win, join a family culture and be pushed to his limits to become the best version of himself.
- Recipient of the Estep Athletic Scholarship.



## 15 JAHMAI MASHACK

SR Guard | 6-4 | 202 | Psychology (graduated)  
Fontana, Calif. | Etiwanda

## SEASON HIGHS

Points:	13 // vs. Texas, 3/14/25
Rebounds:	8 (2x) // last at LSU, 2/25/25
Assists:	4 (3x) // last vs. Texas, 3/14/25
Steals:	5 // vs. Western Carolina, 12/17/24
Blocks:	2 (3x) // last vs. Alabama, 3/1/25
Field Goals:	5 // vs. Georgia, 1/15/25
3-Pointers:	2 (3x) // last vs. Vanderbilt, 2/15/25
Free Throws:	8 // vs. Austin Peay, 11/17/24
Minutes:	37:24 // vs. Miami, 12/10/24

## CAREER HIGHS

Points:	16 // at Kentucky, 2/18/23
Rebounds:	8 (4x) // last at LSU, 2/25/25
Assists:	5 (2x) // last vs. Arkansas, 2/28/23
Steals:	5 // vs. Western Carolina, 12/17/24
Blocks:	2 (8x) // last vs. Alabama, 3/1/25
Field Goals:	7 // at Kentucky, 2/18/23
3-Pointers:	2 (7x) // last vs. Vanderbilt, 2/15/25
Free Throws:	8 // vs. Austin Peay, 11/17/24
Minutes:	37:24 // vs. Miami, 12/10/24

## SEC HIGHS

Points:	16 // at Kentucky, 2/18/23
Rebounds:	8 (3x) // last at LSU, 2/25/25
Assists:	5 // vs. Arkansas, 2/28/23
Steals:	4 (2x) // last vs. Arkansas, 2/28/23
Blocks:	2 (3x) // last vs. Alabama, 3/1/25
Field Goals:	7 // at Kentucky, 2/18/23
3-Pointers:	2 (5x) // last vs. Vanderbilt, 2/15/25
Free Throws:	4 (3x) // last vs. Alabama, 3/1/25
Minutes:	36:14 // vs. Florida, 2/1/25

## PRODUCTION TRACKER

	2024-25	Career
Scored 5+ Points	24	53
Scored 10+ Points	6	15
Made Multiple 3-Pointers	3	7
Had 5+ Rebounds	14	27
Had Multiple Offensive Rebounds	12	40
Had Multiple Assists	16	45
Led the Vols in Assists	1	6
Had Multiple Steals	15	42
Led the Vols in Steals	12	27
Had a Positive Assist/TO Ratio	15	44

## CAREER STATS

	GP-GS	Min	Avg	FG-A	Pct	3FG-A	Pct	FT-A	Pct	Off-Def-Rebs	Avg	PF-FO	Ast	TO	Blk	Stl	Pts	Avg
2021-22	27-0	120	4.4	7-17	.412	1-3	.333	4-9	.444	11-9-20	0.7	21-0	8	9	2	11	19	0.7
2022-23	36-13	653	18.1	63-150	.420	11-35	.314	33-57	.579	42-43-85	2.4	65-2	55	46	10	51	170	4.7
2023-24	36-8	644	17.9	56-125	.448	14-39	.359	36-50	.720	51-60-111	3.1	78-1	46	22	11	30	162	4.5
2024-25	33-33	933	28.3	66-141	.468	17-45	.378	55-72	.764	43-96-139	4.2	73-0	49	32	19	52	204	6.2
TOTAL	132-54	2350	17.8	192-433	.443	43-122	.352	128-188	.681	147-208-355	2.7	237-3	158	109	42	144	555	4.2

Last name pronounced: Juh-MY MAY-Shack  
Full bio can be found [HERE](#) on [UTsports.com](#)

## HONORS

- 2024-25: University of Tennessee Torchbearer Award ... Field of 68 National Defensive Player of the Year ... SEC All-Defensive Team ... Naismith Defensive Player of the Year Semifinalist & Watch List ... Lefty Driesell Award Finalist ... SEC Community Service Team ... Allstate NACDA Good Works Team nominee ... Baha Mar Championship All-Tournament Team
- 2023-24: SEC Community Service Team
- 2022-23: CSC Academic All-District

## AS A SENIOR IN 2024-25

- Logged a season-high 13 points, co-game-best seven rebounds, season-high-tying four assists and one steal in the SEC Tournament triumph over Texas (3/14/25), finishing 7-of-8 from the line for his second-best marks in both free-throw categories.
- Had a then-season-high-tying 11 points, six rebounds, a team-best three steals and a co-career-high two blocks in the comeback victory against sixth-ranked Alabama (3/1/25), in which he hit a deep, game-winning 3-pointer at the buzzer after helping force a turnover at the other end before that and preceding both with game-tying free throws off an offensive rebound.
- Filled the box score with nine points, a career-high-tying eight rebounds, one assist and one steal in the victory at LSU (2/25/25).
- Logged nine points and six rebounds in the comeback triumph versus Vanderbilt (2/15/25), shooting 3-of-4 from the field, including 2-of-3 beyond the arc.
- Amassed eight points, a co-career-high eight rebounds, a season-high-tying four assists and two steals in the victory over No. 5/6 Florida (2/1/25).
- Registered 10 points, three rebounds, three assists in the victory over No. 14 Mississippi State (1/21/25), connecting on both his 3-point attempts.
- Scored a then-season-high 11 points on a perfect 5-of-5 field-goal clip, becoming the fifth Tennessee guard in the 20 seasons (2005-25) to make five-plus shots in a game without a miss, in the win against No. 23 Georgia (1/15/25), plus tied a career high with two blocks.
- Logged a career-best five steals versus Western Carolina (12/17/24) and finished a career-high plus-45 in his 30 minutes of action.
- Turned in a stellar all-around showing with seven points, five rebounds, a game-best three steals and two assists versus Miami (12/10/24) in the Jimmy V Classic, plus led UT in minutes (37:24) for the first time in his career.
- Filled the box score with seven points, six rebounds, a season-best four assists and one steal versus UT Martin (11/27/24), plus made all three of his free throws.
- Turned in an impressive all-around performance against Virginia (11/21/24) to open the Baha Mar Championship, posting seven points, five rebounds, a then-career-high-tying four steals, two blocks and one assist in the triumph, plus served as the primary defender on the Cavaliers' leading scorer, who had four points on 1-of-6 shooting.
- Stuffed the stat sheet with 10 points, three rebounds, two assists, two steals and one block against Austin Peay (11/17/24), finishing 8-of-10 at the stripe to set career highs in both makes and attempts.
- Totaled 10 points on a 2-of-4 long-range clip and a 4-of-4 free-throw mark in the season opener against Gardner-Webb (11/4/24), as well as tied a then-career high with four steals.
- Voted chair of the 2024-25 SEC MBB Leadership Council, his third straight year as Tennessee's representative.
- Appointed, for the second year in a row, to represent the SEC on the NCAA MBB Oversight Committee's (MBOC) Student-Athlete Engagement Group.

## AS A JUNIOR IN 2023-24

- One of six Volunteers to appear in all 36 games, including starting the first six and final two of the season.
- Placed fifth on the team with 1.3 assists per contest, adding 4.5 points, 3.1 rebounds and 0.8 steals in 17.9 minutes per game.
- Shot 44.8 percent from the floor, fourth-best on the roster (min. 25 FGA), and 72.0 percent at the line.
- First—alone or with a teammate—player off the bench in 17 of 28 reserve appearances.
- Led or co-led Tennessee in steals seven times, fourth-most on the team, as well as in blocks six times, rebounds twice and assists once.
- Scored at least eight points in 11 contests, reaching double figures in three.
- Tallied five-plus rebounds six times and multiple assists 11 times, with four on four occasions.
- Notched multiple steals in nine contests, including in five of the first six of the 2024 calendar year, and thrice blocked multiple shots.

## AS A SOPHOMORE IN 2022-23

- Appeared in all 36 games, with 13 starts, and averaged 4.7 points, 2.4 rebounds, 1.5 assists and 1.4 steals per game, as well as earned a reputation as one of the SEC's best perimeter defenders.
- Scored in double figures six times.
- Led the team in steals nine times, assists four times and blocks three times.
- Started all three of Tennessee's NCAA Tournament contests and averaged 6.7 points while shooting .500 from the field (7-of-14) in 25.3 minutes per game.

## AS A FRESHMAN IN 2021-22

- Appeared in 27 games during his opening season, averaging 4.4 minutes off the bench.
- Eleven of his 20 rebounds came on the offensive end of the floor.

## HIGH SCHOOL

- Enrolled at UT in late June so he could finish his senior high school season, as the state of California moved its 2020-21 season to the spring due to the COVID-19 pandemic.
- Ranked as high as No. 50 among nationwide prospects in the Class of 2021 by Rivals.com.
- Rated by ESPN as a four-star, top-80 prospect (fourth-rated prospect in the state of California).
- One of 10 players named to the 2021 Los Angeles Times' All-Star Boys' Basketball Team.
- Shared Baseline League Player of the Year honors with USC-bound Malik Thomas and became the first Etiwanda player to be named Cal-Hi Sports State Senior Player of the Year.
- Finished his high school career by leading Etiwanda (14-2) to the 2021 CIF Southern California Regional Open Division title on June 19, totaling 21 points, 10 rebounds, seven assists, four steals and two blocks in the championship game triumph over top-seeded San Diego Torrey Pines.
- Scored 20 points in Etiwanda's semifinal win over Sierra Canyon on June 17, 2021, helping the Eagles avenge a loss to Sierra Canyon earlier in the season.
- Recorded the first playoff triple-double in Etiwanda history during a victory over Ribet Academy in CIF Open Division pool play on May 28, 2021, logging 17 points, 13 rebounds, 11 assists, four blocks four steals.
- As a junior in 2019-20, aided the Eagles to the CIF Southern California Regional final and a 30-4 record.
- Garnered 2020 CalHSports.com Second Team All-State acclaim and earned scholarship offers from several high-major programs during the summer of 2020.

## PERSONAL

- Born Nov. 10, 2002, in Riverside, Calif., as Jahmai Mashack (no middle name).
- Parents are Elton Mashack and Meika Mashack.
- Father, a firefighter, played basketball at Loyola Marymount from 1997-01, scoring over 1,000 career points and earning First Team All-WCC honors as a senior.
- Mother ran track at UNLV before graduating from Cal and now serves as the CEO of Coaching Without Walls.
- Older brother, Kwesi Mashack, played cornerback for the Arizona football from 2014-17.
- Younger sister, Malika Mashack, is currently on the track & field team at UNLV.
- Plans to complete coursework toward another bachelor's degree after earning a degree in psychology, with a minor in sociology, from Tennessee in December 2024.
- Seventh player in Tennessee history from the state of California, including the first in a decade and the second, alongside Renaldo Woolridge (2008-12), to play for four seasons.
- Overcame Guillain-Barré syndrome as a child; hear him tell that story on [his episode of the QFWAF podcast](#).
- Possesses a wingspan upwards of 6-9 and a standing reach of 8-5, plus a max reverse band back squat (545 pounds) of 2.7 times his body weight.
- Recipient of the Randall Keith Nutt Athletic Scholarship Endowment.

## 7 IGOR MILIČIĆ JR.

SR Forward | 6-10 | 225 | Business Administration  
Rovinj, Croatia | Charlotte | Virginia | ProGenius Ulm (Germany)

Name pronounced: EE-gore MILL-ih-chich  
Full bio can be found [HERE](#) on [UTSports.com](#)



## HONORS

- 2023-24: Third Team All-AAC

## AS A SENIOR IN 2024-25

- Posted 12 points, a co-team-high seven rebounds and a game-best three blocks in his SEC Tournament debut, a win versus Texas (3/14/25).
- Capped the regular season with 13 points, five boards and two assists in the win against South Carolina (3/8/25), plus eclipsed 1,000 points.
- Registered 16 points on 6-of-9 shooting, including a 3-of-4 clip from deep, to go along with a game-best nine rebounds and two steals at No. 15/18 Kentucky (2/11/25).
- Posted 21 points, 10 rebounds, a co-career-best five assists, four blocks and two steals in the victory over No. 15/16 Missouri (2/5/25), going 8-of-10 from the field, 2-of-3 from deep and 3-of-4 at the line to become, per Stats Perform, the only DI (MBB or WBB), NBA or WNBA player this century to log 20/10/5/4/2 on a 75/50/75 shooting line.
- Did not play against No. 5/6 Florida (2/1/25) due to flu-like symptoms, his first missed game as a Volunteer.
- Tallied a game-best 19 points, a team-leading nine rebounds and four steals against No. 12 Kentucky (1/28/25), logging that line for the second time this year after no Vol had did it since Grant Williams on 2/2/19, plus went 4-of-8 from deep to set a season high in makes.
- Registered 16 points at Vanderbilt (1/18/25), shooting 5-of-8 overall, 2-of-4 from deep and 4-of-4 at the line.
- Stuffed the stat sheet with nine points, nine rebounds (career-high seven offensive), three assists and a co-career-best three steals in the triumph versus No. 23 Georgia (1/15/25).
- In his first SEC action, a win over No. 23/RV Arkansas (1/5/24), became the fifth player—sixth occurrence—in the last 20 seasons (2005-25) to post 13 points, 18 boards and five assists in a contest, including the first to do so in league play, with the rebound total a career high and the most by a Volunteer since Jarnell Stokes on 3/23/14, plus the five assists a co-career best.
- Put up seven points, a game-high 12 rebounds, two assists and one block against Middle Tennessee State (12/23/24).
- Totaled seven points and a game-best 14 rebounds, a season high and the then-co-second-most of his career, in a win at Illinois (12/14/24) during which he notched a steal that he turned into a go-ahead dunk with 1:32 left.
- Posted 16 points and a team-high nine rebounds versus Miami (12/10/24) in the Jimmy V Classic.
- Registered 11 points and a game-best 10 rebounds in the triumph over Syracuse (12/3/24), shooting 6-of-7 at the line to set season bests in makes and attempts.
- Recorded nine points and a then-season-best 13 rebounds against UT Martin (11/27/24), adding two blocks.
- Totaled 10 points in the win over No. 13/14 Baylor (11/22/24) to help the team win the Baha Mar Championship crown.
- Facing his former school, tallied 14 points, eight rebounds and three assists in a victory against Virginia (11/21/24) to start play at the Baha Mar Championship.
- Produced 23 points, nine rebounds, four assists and two blocks versus Austin Peay (11/17/24), becoming the third Volunteer in the last 20 seasons (2005-25) to record that line, alongside Admiral Schofield (1/29/19) and Grant Williams (11/21/18), plus shot 11-of-14 from the field to tie a career best in makes.
- Turned in an 18-point, 10-rebound double-double against Montana (11/13/24), adding a then-co-career-high three assists and two steals.

## AS A JUNIOR IN 2023-24 AT CHARLOTTE

- One of two 49ers to appear in all 31 games, earning 30 starts to tie for second-most on the team.
- Averaged 12.8 points, 8.5 rebounds, 1.7 assists and 1.1 blocks in 32.1 minutes per game, while shooting 48.7 percent on field goals, 37.6 percent from deep and 81.8 percent at the line.
- Paced the team in rebounding, defensive rebounding (7.0), blocks, minutes, 3-point percentage, made 3-pointers (56) and free-throw percentage.
- Finished second in scoring and offensive rebounding (1.5), as well as third in assists, field-goal percentage, made field goals (130), made free throws (81), free-throw attempts (99), plus co-third in total steals (22).
- Amassed 10 double-doubles, eight more than all his teammates combined.
- One of three DI players to average at least 12.5 points and 8.0 rebounds per game on 48/37/81 shooting splits, alongside UT Martin's Jacob Crews (First Team All-OVC) and Boston College's Quinton Post (Second Team All-ACC).
- Per KenPom, placed No. 41 in defensive rebounding percentage (25.4) and No. 49 in true shooting percentage (63.7).
- Tied for No. 23 in the country in defensive rebounding average (7.0), placed No. 39 in total defensive rebounds (217) and tied for No. 58 in double-doubles.
- Finished second in the AAC in defensive rebounding average and total defensive rebounds (217), as well as fourth in rebounding average, total rebounds (262) and double-digit rebounding performances (12), while tying for fourth in double-doubles.
- Placed sixth in the league in free-throw percentage, ninth in blocks average and total blocks (35), No. 10 in 3-point percentage and No. 15 in both field-goal percentage and minutes average.
- In league-only action, finished third in defensive rebounding average (6.4) and total defensive rebounds (115), seventh in rebounding average (7.9) and total rebounds (142), ninth in blocks average (1.1) and total blocks (20), No. 11 in 3-point percentage (37.6), No. 14 in minutes average (33.2), co-No. 14 in total minutes (598) and co-No. 15 in made 3-pointers per game (1.9).
- Led Charlotte in games with five-plus (27), 10-plus (12) and 13-plus (five) rebounds, as well as in outings with two-plus (17) and four-plus (two) made 3-pointers.
- Finished second on the team in outings with 10-plus (20), 15-plus (12) and 22-plus (three) points, as well as in multiple-block contests (six), while ranking first in showings with four-plus blocks (three).

## AS A SOHOMORE IN 2022-23 AT CHARLOTTE

- Played in 35 of 36 contests, missing one due to illness, and garnered 22 starting opportunities.
- Averaged 7.7 points and 4.1 rebounds in 21.4 minutes per game, shooting 47.6 percent from the field, 33.6 percent beyond the arc and 77.5 percent at the stripe.
- Placed second on the team in total blocks (17), third in total rebounding, co-third in total offensive rebounds (28), fourth in scoring and co-fourth in total steals (22).
- Logged one double-double, becoming the first 49er in nearly nine years—the last was Shawn Lester on 1/30/14—to post at least 20 points and 10 rebounds in under 31 minutes of action.
- Amassed 10 double-digit scoring performances, with 16-plus thrice and 20 once.
- Grabbed at least five rebounds on 17 occasions, with seven-plus five times and 11 twice.
- Hit three-plus 3-pointers seven times, multiple steals six times, multiple assists four times and two blocks thrice.
- Posted the second-best single-game field-goal percentage (min. 5 FGA) by a 49er with an 87.5 clip (7-of-8).

## AS A FRESHMAN IN 2021-22 AT VIRGINIA

- Played in 16 games, averaging 2.1 points in 6.3 minutes per contest.
- Totaled 33 points, 15 rebounds and five blocks in 100 minutes, shooting 36.4 percent (8-of-22) from 3-point range.
- Grabbed multiple rebounds in five outings, twice scored nine-plus points and twice hit multiple 3-pointers.

## HIGH SCHOOL

- Attended ProGenius Ulm while competing for Orange Academy Ratiopharm, a ProA team in Germany.
- Averaged 13.3 points, 5.2 rebounds and 1.8 assists per game across 21 outings in 2020-21, shooting 44.7 percent from the floor and 33.3 percent beyond the arc.
- Also played three games for Ratiopharm Ulm, a Bundesliga (BBL) team, that same year.
- Played with Spurs guard Jeremy Sochan, a top-10 NBA pick in 2022, for Orange Academy Ratiopharm in 2020-21.
- Debuted for the Polish National Team in Feb. 2020 during FIBA EuroBasket qualifying competition.

## PERSONAL

- Born Aug. 27, 2002, in Pula, Croatia, as Igor Miličić Jr., and also holds Polish citizenship.
- Parents are Igor Miličić Sr., and Barbara Miličić, while he also has two younger brothers, Zoran and Teo.
- Father played professional basketball for 20 years, 1993-2013, winning three Polish Cups and one Belgian Cup, plus claiming the Polish League assists title in 2011.
- Father, who has coached professionally since 2014 and won two more Polish Cups, has served as the head coach of the Polish National Team since Oct. 2021 and was most recently also the head coach of GeVi Napoli Basket, a Serie A team he led to the 2023-24 Italian Cup title, from June 2023 to Nov. 2024.
- Interests outside of basketball include going to the beach and hanging out with friends.
- Favorite athlete is Kobe Bryant because of his mentality.
- Best sports memory is winning the U-16 Polish championship in 2018.
- Committed to Tennessee over Baylor, BYU, Clemson and Nebraska.
- Chose Tennessee because of Rick Barnes, the program's success putting players in the NBA, the great culture and the opportunity to win games in the NCAA Tournament.
- First player in Tennessee history from Croatia and, after wearing No. 24 his initial three years, first to wear No. 7.
- Wears his socks inside-out for games and possesses a standing reach just shy of 9-0.
- Recipient of the Holland Family Athletic Scholarship.



## SEASON HIGHS

Points:	23 // vs. Austin Peay, 11/17/24
Rebounds:	18 // vs. Arkansas, 1/4/25
Assists:	5 (3x) // last vs. Missouri, 2/5/25
Steals:	3 // vs. Georgia, 1/15/25
Blocks:	4 // vs. Missouri, 2/5/25
Field Goals:	11 // vs. Austin Peay, 11/17/24
3-Pointers:	4 // vs. Kentucky, 1/28/25
Free Throws:	6 // vs. Syracuse, 12/3/24
Minutes:	36:58 // at Illinois, 12/14/24

## CAREER HIGHS (includes three seasons at Charlotte/Virginia)

Points:	26 // vs. Rice, 3/6/24
Rebounds:	18 // vs. Arkansas, 1/4/25
Assists:	5 (4x) // last vs. Missouri, 2/5/25
Steals:	3 (4x) // last vs. Georgia, 1/15/25
Blocks:	5 // vs. East Carolina, 2/3/24
Field Goals:	11 // vs. Austin Peay, 11/17/24
3-Pointers:	5 // vs. Davidson, 11/29/23
Free Throws:	8 (2x) // last vs. Rice, 3/6/24
Minutes:	44:00 // vs. UCF (N), 11/20/23

## SEC HIGHS

Points:	21 // vs. Missouri, 2/5/25
Rebounds:	18 // vs. Arkansas, 1/4/25
Assists:	5 (2x) // last vs. Missouri, 2/5/25
Steals:	3 // vs. Georgia, 1/15/25
Blocks:	4 // vs. Missouri, 2/5/25
Field Goals:	8 // vs. Missouri, 2/5/25
3-Pointers:	4 // vs. Kentucky, 1/28/25
Free Throws:	4 // at Vanderbilt, 1/18/25
Minutes:	36:06 // vs. Arkansas, 1/4/25

## PRODUCTION TRACKER

	2024-25	Career
Scored 10+ Points	14	45
Scored 15+ Points	7	22
Led the Vols in Scoring	4	4
Had 5+ Rebounds	23	67
Had 10+ Rebounds	8	22
Led the Vols in Rebounding	17	17
Had a Double-Double	4	15
Made Multiple 3-Pointers	10	37
Had Multiple Blocks	6	15
Had Multiple Steals	6	19

## CAREER STATS

	GP-GS	Min	Avg	FG-A	Pct	3FG-A	Pct	FT-A	Pct	Off-Def-Rebs	Avg	PF-FO	Ast	TO	Blk	Stl	Pts	Avg
2021-22*	16-0	100	6.3	11-29	.379	8-22	.364	3-6	.500	3-12-15	0.9	2-0	3	3	5	4	33	2.1
2022-23^	35-22	748	21.4	98-206	.476	41-122	.336	31-40	.775	28-117-145	4.1	56-0	21	45	17	22	268	7.7
2023-24^	31-30	998	32.1	130-267	.487	56-149	.376	81-99	.818	45-217-262	8.5	77-1	53	61	35	22	397	12.8
2024-25	32-32	839	26.2	116-245	.473	36-111	.324	58-77	.753	63-164-227	7.1	81-2	68	46	25	22	326	10.2
<b>TOTAL</b>	<b>114-84</b>	<b>2686</b>	<b>23.6</b>	<b>355-747</b>	<b>.475</b>	<b>141-404</b>	<b>.349</b>	<b>173-222</b>	<b>.779</b>	<b>139-510-649</b>	<b>5.7</b>	<b>216-3</b>	<b>145</b>	<b>155</b>	<b>82</b>	<b>70</b>	<b>1024</b>	<b>9.0</b>
<b>CHAR.</b>	<b>66-52</b>	<b>1747</b>	<b>26.5</b>	<b>228-473</b>	<b>.482</b>	<b>97-271</b>	<b>.358</b>	<b>112-139</b>	<b>.806</b>	<b>73-334-407</b>	<b>6.2</b>	<b>133-1</b>	<b>74</b>	<b>106</b>	<b>52</b>	<b>44</b>	<b>665</b>	<b>10.1</b>

\* at Virginia

^ at Charlotte



## 34 FELIX OKPARA

JR Forward | 6-11 | 235 | Retail & Merchandising Management  
Lagos, Nigeria | Ohio State | Link Academy (Mo.)Last name pronounced: ock-PAR-uh  
Full bio can be found [HERE](#) on [UTsports.com](#)

## AS A JUNIOR IN 2024-25

- Led all players with nine rebounds in the SEC Tournament semifinal win over third-ranked Auburn (3/15/25).
- Compiled 13 points on 6-of-10 shooting, a team-high seven rebounds and a game-best two blocks, entering the top 10 on Tennessee's single-season leaderboard (54) in the latter category, at Ole Miss (3/5/25).
- Posted 15 points, one shy of his career high, along with seven rebounds and two blocks in the triumph at LSU (2/25/25), finishing with perfect marks from the floor (6-of-6) and the line (3-of-3).
- Had 12 points, six boards, three blocks and a 4-of-5 free throw clip, tying a career best in makes, in the win over No. 15/16 Missouri (2/5/25).
- Posted 10 points, a co-team-high eight rebounds and two blocks in the win over No. 5/6 Florida (2/1/24), shooting 4-of-5 from the floor and making both his free throws.
- Totalled six points, a team-high nine rebounds, a team-best two blocks, one assist and one steal at top-ranked Auburn (1/25/25).
- Compiled nine points and a season-best 12 rebounds in a season-high 32 minutes of action in the win over No. 14 Mississippi State (1/21/25), plus tied a career high in made free throws with a 4-of-5 mark.
- Tied a career high with 16 points by shooting 7-of-7 from the floor, including throwing down five alley-oop dunks, at Vanderbilt (1/8/25) to become the third Volunteer in the last 17 seasons (2008-25) to hit seven-plus field goals without a miss, as well as the first person from any school to do so in an SEC road game in over a year, adding a season-high four blocks to his line.
- Compiled seven points, a game-best nine rebounds and a game-leading three blocks, the latter all in the last 10 minutes, in the triumph at Texas (1/1/25), adding multiple assists for the first time as a Volunteer.
- Had eight points, seven boards and a game-high three blocks at eighth-ranked Florida (1/7/25) in his first SEC road outing.
- In his first SEC contest, scored 10 points in the victory over No. 23/RV Arkansas (1/4/25).
- Scored 12 points on 4-of-5 shooting, converting a quartet of dunks, versus Middle Tennessee State (12/23/24).
- Turned in a nine-point, nine-rebound showing against Western Carolina (12/17/24), grabbing six boards on the offensive end.
- Put up his first double-double as a Volunteer with 10 points on 5-of-6 shooting and then-season-best 10 rebounds versus UT Martin (11/27/24), adding a season-high four blocks.
- Put up 12 points on 6-of-10 shooting, seven rebounds, three blocks, one assist and one steal against Austin Peay (11/17/24).
- Tallied 13 points on a 5-of-7 field-goal ledger and perfect 3-of-3 free-throw clip versus Montana (11/13/24), plus blocked two shots.
- Scored 10 points and shot a perfect 4-of-4 from the floor at Louisville (11/9/24), adding six rebounds in the win.

## AS A SOPHOMORE IN 2023-24

- Appeared in 35 of 36 games, missing one due to illness, and earned 34 starting nods.
- Averaged 6.6 points, 6.4 rebounds and 2.3 blocks in 23.5 minutes per game, finishing with a 58.6 percent field-goal clip.
- Tied for the eighth-most total blocks in a single season in Ohio State history with 83.
- Paced the team in field-goal percentage, total rebounding, offensive rebounding (2.3), blocks and dunks (49), as well as ranked fourth in scoring and made field goals (99).
- One of two DI players, alongside NCAA blocked shots leader Isaiah Cozart of Eastern Kentucky, to notch 60-plus blocks and register at least one in every appearance.
- Per KenPom, registered a 10.2 block percentage to rank No. 18 in DI, as well as posted an 11.1 offensive rebound percentage.
- Played the second-most minutes (824) of anyone with at least a 10.0 block percentage and 11.0 offensive rebound percentage, while only eight other Power Six players hit those marks at even 250-plus minutes: Connecticut's Donovan Clingan (788), Houston's JaVier Francis (765), UCF's Ibrahima Diallo (608), Auburn's Dylan Cardwell (509), Ole Miss' Jamarion Sharp (489), Kentucky's Ugonna Onyenso (450), Iowa State's Hason Ward (445) and St. John's' Zubey Ejiofor (370).
- Placed ninth nationally in total blocks and No. 11 in blocks per game, with all but two of the players above him in each category logging more minutes per contest.
- Ranked fourth nationally with 25 multiple-block showings, trailing only Purdue's Zach Edey, Eastern Kentucky's Isaiah Cozart and Creighton's Ryan Kalkbrenner.
- Finished second in the Big Ten in blocks average and third in total blocks, as well as ninth in total offensive rebounds (79), No. 10 in offensive rebounding average, co-No. 13 in total rebounds (224) and No. 14 in rebounding average.
- In league-only action, placed second in both blocks average (2.4) and total blocks (47), plus co-sixth in both offensive rebounding average (2.2) and total offensive rebounds (45), as well as co-No. 12 in total rebounds (128) and co-No. 14 in rebounding average (6.4).
- Scored in double figures on nine occasions, posting 14-plus points three times.
- Grabbed five-plus boards 25 times, reaching seven-plus in 18 games, 10-plus in five outings and 14-plus twice, all team highs.
- Pulled down at least five offensive boards in five contests and logged seven twice, both marks leading the team.
- Recorded 25 multiple-block performances, posting at least three in 14 of them and four-plus in six, all team highs.
- Tallied half the team's double-digit rebounding outings, including notching the two top single-game totals (15 and 14).
- Compiled all but one of Ohio State's 15 three-block showings and all six of its four-block outings.
- Tied for the most offensive rebounds (seven, twice) in a single game by a Buckeye.
- Ended the year by averaging 13.7 points per game on 63.3 percent (19-of-30) 2-point shooting across three NIT games.

## AS A FRESHMAN IN 2022-23

- One of five Buckeyes to compete in all 35 games, he started 11 contests, including each of the final nine.
- Averaged 4.0 points, 3.6 rebounds and 1.3 blocks in 15.5 minutes per game, while shooting 58.7 percent from the floor.
- Recorded 44 total blocks, the sixth-most by a freshman in Ohio State history.
- Led the team in field-goal percentage and blocks, plus placed third in offensive rebounding (1.3) and fifth in total rebounding.
- Compiled two double-doubles, third-most among Buckeyes.
- If qualified, would have ranked No. 27 nationally in block percentage (8.8), per KenPom.
- Placed fifth in the Big Ten in both blocks per game and total blocks, and was the conference's only player with 32-plus rejections (top-13 in the league) who averaged under 21.0 minutes per game.
- In league-only action, finished co-seventh in total blocks (24) and eighth in blocks per game (1.2).
- Scored in double figures three times, plus blocked multiple shots a team-best 12 times, with four-plus a team-leading twice.
- Pulled down at least five rebounds in seven contests, reaching eight-plus in three and tallying 12 twice.
- Registered multiple steals three times, as well as twice notched two assists.
- Accumulated five of the team's eight three-block performances, including the top two single-game figures (five and four).
- Posted the top single-game steal total (four) by a Buckeye and tied for the second-most offensive rebounds (six) in an outing.

## HIGH SCHOOL

- Unanimously considered a four-star recruit and a top-four prospect in the state of Missouri.
- Finished No. 68 overall in the On3 Consensus rankings, including ninth among centers.
- Ranked as the No. 62 recruit in the nation by ESPN and the No. 71 overall prospect by Rivals.
- Spent his final prep year at Link Academy, where he played alongside future Volunteers Cameron Carr and Julian Phillips.
- Recorded over 8.0 ppg, 6.0 rpg and 2.0 bpg as a senior, aiding his team to a 34-2 record and a runner-up finish at GEICO Nationals.
- Set a school record with 160 shots in three years at Hamilton Heights Christian Academy in Chattanooga, Tenn.
- Averaged approximately 11.0 points, 8.0 rebounds and 2.0 blocks per game during his junior campaign.
- Logged 113 blocked shots, then a single-season school record, as a sophomore, breaking the prior mark by 43.
- Swatted 16 shots against Lighthouse Christian on 2/12/20 to set a school record, breaking his own mark of 10 against Core4Prep on 11/19/19.
- In addition to Carr and Phillips, played alongside Omaha Biliew (Wake Forest/Iowa State), Trey Green (Xavier), Damien Mayo Jr. (Southern Illinois/Missouri State), Ethan Lathan (Boise State), Tarris Reed Jr. (Connecticut/Michigan) and Jordan Walsh (Boston Celtics/Arkansas), among others, at Link.
- First-round NBA Draft choices Shai Gilgeous-Alexander and Nickeil Alexander-Walker are notable Hamilton Heights alumni.

## PERSONAL

- Born April 20, 2004, in Lagos, Nigeria, as Felix Eberchukwu Okpara.
- Moved to the United States in August 2018, settling in Chattanooga, Tenn.
- Parents are Kennedy and Joy Okpara, while his American host parents are Adam and Brittany Levitt.
- Has an older sister (Gold), an older brother (David), a younger brother (Kennedy) and a younger sister (Molly).
- In his host family, has an older sister (Avery), a younger brother (Reid) and a younger sister (Copelyn).
- Adam, Brittany and Avery Levitt all attended Tennessee.
- Interests outside of basketball include fashion, movies and video games.
- Played soccer while growing up in Nigeria and did not begin playing basketball until a few months before moving to the USA.
- Favorite athlete is Giannis Antetokounmpo because he can relate to him on and off the court, plus because of his work ethic.
- Chose Tennessee both because he wanted to be closer to home and due to his love for the coaching staff and players.
- Third player in Tennessee history from Nigeria, joining Yemi Mikanjuola (2011-13) and Emmanuel Negerdu (2008-09).
- Has a standing reach over 9-4 and a wingspan just shy of 7-3, plus generates 1,626 pounds of vertical force in his isometric belt test.
- Recipient of The John Stokely Family Athletic Endowment.

## SEASON HIGHS

<b>Points:</b>	16 // at Vanderbilt, 1/18/25
<b>Rebounds:</b>	12 // vs. Mississippi State, 1/21/25
<b>Assists:</b>	2 // at Texas, 1/11/25
<b>Steals:</b>	2 // vs. Auburn, 3/15/25
<b>Blocks:</b>	4 (3x) // last at Oklahoma, 2/8/25
<b>Field Goals:</b>	7 // at Vanderbilt, 1/18/25
<b>3-Pointers:</b>	1 // vs. Mississippi State, 1/21/25
<b>Free Throws:</b>	4 (5x) // last at Kentucky, 2/11/25
<b>Minutes:</b>	35:37 // at Auburn, 1/25/25

## CAREER HIGHS (includes two seasons at Ohio State)

<b>Points:</b>	16 (2x) // last at Vanderbilt, 1/18/25
<b>Rebounds:</b>	15 // at Indiana, 1/6/24
<b>Assists:</b>	2 (7x) // last at Texas, 1/11/25
<b>Steals:</b>	4 // vs. North Carolina (N), 12/17/22
<b>Blocks:</b>	5 (4x) // last at Michigan, 1/15/24
<b>Field Goals:</b>	7 (2x) // last at Vanderbilt, 1/18/25
<b>3-Pointers:</b>	1 (2x) // last vs. Mississippi State, 1/21/25
<b>Free Throws:</b>	4 (6x) // last at Kentucky, 2/11/25
<b>Minutes:</b>	35:37 // at Auburn, 1/25/25

## SEC HIGHS

<b>Points:</b>	16 // at Vanderbilt, 1/18/25
<b>Rebounds:</b>	12 // vs. Mississippi State, 1/21/25
<b>Assists:</b>	2 // at Texas, 1/11/25
<b>Steals:</b>	1 (4x) // last vs. Alabama, 3/1/25
<b>Blocks:</b>	4 (2x) // last at Oklahoma, 2/8/25
<b>Field Goals:</b>	7 // at Vanderbilt, 1/18/25
<b>3-Pointers:</b>	1 // vs. Mississippi State, 1/21/25
<b>Free Throws:</b>	4 (4x) // last at Kentucky, 2/11/25
<b>Minutes:</b>	35:37 // at Auburn, 1/25/25

## PRODUCTION TRACKER

	2024-25	Career
Scored 10+ Points	11	23
Scored 15+ Points	2	3
Led the Vols in Scoring	--	--
Had 5+ Rebounds	23	55
Had 10+ Rebounds	2	9
Led the Vols in Rebounding	10	10
Had 3+ Offensive Rebounds	15	35
Had a Double-Double	1	3
Had Multiple Blocks	16	53
Led the Vols in Blocks	18	18

## CAREER STATS

	GP-GS	Min	Avg	FG-A	Pct	3FG-A	Pct	FT-A	Pct	Off-Def-Rebs	Avg	PF-FO	Ast	TO	Blk	Stl	Pts	Avg
2022-23*	35-11	541	15.5	61-104	.587	1-5	.200	16-26	.615	47-80-127	3.6	61-2	9	18	44	14	139	4.0
2023-24*	35-34	824	23.5	99-169	.586	0-6	.000	33-56	.589	79-145-224	6.4	100-5	18	34	83	14	231	6.6
2024-25	33-0	493	14.9	64-102	.627	0-1	.000	32-60	.533	58-58-116	3.5	57-0	20	15	30	8	160	4.8
<b>TOTAL</b>	<b>103-78</b>	<b>2201</b>	<b>21.4</b>	<b>260-443</b>	<b>.587</b>	<b>2-12</b>	<b>.167</b>	<b>90-140</b>	<b>.643</b>	<b>203-355-558</b>	<b>5.4</b>	<b>243-9</b>	<b>37</b>	<b>89</b>	<b>183</b>	<b>36</b>	<b>612</b>	<b>5.9</b>
<b>OSU</b>	<b>70-45</b>	<b>1365</b>	<b>19.5</b>	<b>160-273</b>	<b>.586</b>	<b>1-11</b>	<b>.091</b>	<b>49-82</b>	<b>.598</b>	<b>126-225-351</b>	<b>5.0</b>	<b>161-7</b>	<b>27</b>	<b>52</b>	<b>127</b>	<b>28</b>	<b>370</b>	<b>5.3</b>

\* at Ohio State

## 12 CADE PHILLIPS

SO Forward | 6-9 | 216 | Business Management  
Jacksonville, Ala. | Link Academy (Mo.)

## SEASON HIGHS

<b>Points:</b>	15 // vs. South Carolina, 3/8/25
<b>Rebounds:</b>	9 // vs. Austin Peay, 11/17/24
<b>Assists:</b>	3 (2x) // last vs. Georgia, 1/15/25
<b>Steals:</b>	1 (8x) // last at Texas A&M, 2/22/25
<b>Blocks:</b>	5 // vs. Norfolk State, 12/31/24
<b>Field Goals:</b>	6 (2x) // last vs. South Carolina, 3/8/25
<b>3-Pointers:</b>	-- // --
<b>Free Throws:</b>	5 // vs. Miami, 12/10/24
<b>Minutes:</b>	28:06 // vs. Florida, 2/1/25

## CAREER HIGHS

<b>Points:</b>	15 // vs. South Carolina, 3/8/25
<b>Rebounds:</b>	9 // vs. Austin Peay, 11/17/24
<b>Assists:</b>	3 (2x) // last vs. Georgia, 1/15/25
<b>Steals:</b>	1 (9x) // last at Texas A&M, 2/22/25
<b>Blocks:</b>	5 // vs. Norfolk State, 12/31/24
<b>Field Goals:</b>	6 (2x) // last vs. South Carolina, 3/8/25
<b>3-Pointers:</b>	-- // --
<b>Free Throws:</b>	5 // vs. Miami, 12/10/24
<b>Minutes:</b>	28:06 // vs. Florida, 2/1/25

## SEC HIGHS

<b>Points:</b>	15 // vs. South Carolina, 3/8/25
<b>Rebounds:</b>	6 (2x) // last at Oklahoma, 2/8/25
<b>Assists:</b>	3 // vs. Georgia, 1/15/25
<b>Steals:</b>	1 (4x) // last at Texas A&M, 2/22/25
<b>Blocks:</b>	3 (2x) // last vs. South Carolina, 3/8/25
<b>Field Goals:</b>	6 // vs. South Carolina, 3/8/25
<b>3-Pointers:</b>	-- // --
<b>Free Throws:</b>	3 (2x) // last vs. South Carolina, 3/8/25
<b>Minutes:</b>	28:06 // vs. Florida, 2/1/25

## PRODUCTION TRACKER

	2024-25	Career
Scored 5+ Points	11	11
Scored 10+ Points	6	6
Had 5+ Rebounds	9	9
Had 10+ Rebounds	--	--
Led the Vols in Rebounding	2	2
Had Multiple Offensive Rebounds	13	15
Had a Double-Double	--	--
Had Multiple Blocks	6	6
Led the Vols in Blocks	5	5
Had Multiple Steals	--	--

## CAREER STATS

	GP-GS	Min	Avg	FG-A	Pct	3FG-A	Pct	FT-A	Pct	Off-Def-Rebs	Avg	PF-FO	Ast	TO	Blk	Stl	Pts	Avg
2023-24	13-0	78	6.0	2-3	.667	0-0	.000	8-9	.889	9-9-18	1.4	11-0	5	3	4	1	12	0.9
2024-25	33-0	493	14.9	64-102	.627	0-1	.000	32-60	.533	58-58-116	3.5	57-0	20	15	30	8	160	4.8
<b>TOTAL</b>	<b>46-0</b>	<b>571</b>	<b>12.4</b>	<b>66-105</b>	<b>.629</b>	<b>0-1</b>	<b>.000</b>	<b>40-69</b>	<b>.580</b>	<b>67-67-134</b>	<b>2.9</b>	<b>68-0</b>	<b>25</b>	<b>18</b>	<b>34</b>	<b>9</b>	<b>172</b>	<b>3.7</b>

Full bio can be found [HERE](#) on [UTsports.com](#)

## AS A SOPHOMORE IN 2024-25

- Pulled down six rebounds, including a career-high-tying five on the offensive end, in his SEC Tournament debut, a victory against Texas (3/14/25).
- Registered a career-high 15 points on 6-of-8 shooting, tying a career best in makes, in the regular season finale versus South Carolina (3/8/25), posting a career-best five dunks and adding a game-leading three blocks.
- Notched five points, three rebounds and a 3-of-4 free-throw clip at No. 15/18 Kentucky (2/11/25).
- Played a career-high 28 minutes and put up seven points on 3-of-5 shooting, three rebounds (all offensive) and a game-best three blocks in the triumph over No. 5/6 Florida (2/1/25).
- Logged 10 points on a 5-of-6 field-goal clip in the victory over No. 23 Georgia (1/15/25), adding four rebounds and a career-high-tying three assists.
- Registered 10 points and a career-high five blocks, the latter the first such performance by a Volunteer in 2024-25, versus Norfolk State (12/31/24).
- Stuffed the stat sheet with five points, seven rebounds, a career-high three assists and one steal versus Western Carolina (12/17/24).
- Scored nine points, all in the second half, against Miami (12/10/24) in the Jimmy V Classic, throwing down two alley-oop dunks and going 5-of-6 at the line to set career highs in both makes and attempts.
- Made his first five shots and finished with 12 points on 6-of-8 shooting, setting a then-career high in makes, in the win versus Syracuse (12/3/24), adding six rebounds, two assists and two blocks, with the assist mark tying a career best.
- Finished with six points, six rebounds and two blocked shots versus UT Martin (11/27/24).
- Posted 11 points on a perfect 4-of-4 field-goal clip in the triumph against No. 13/14 Baylor (11/2/24) in the Baha Mar Championship final, throwing down three dunks.
- Totaled 13 points on 5-of-7 shooting and pulled down a co-game-high nine rebounds versus Austin Peay (11/17/24), setting career bests in each category.
- Totaled six points on a perfect 3-of-3 field-goal clip in the win at Louisville (11/9/24), plus grabbed a then-career-high six rebounds in a career-best 21 minutes.
- Set then-career highs in minutes (20), points (seven), rebounds (four) and made field goals (three) in the season-opening triumph against Gardner-Webb (11/4/24), plus tied his then-top tally in assists (two).

## AS A FRESHMAN IN 2023-24

- Played in 13 contests, including nine of the first 13, and finished with 18 rebounds in 78 minutes on the floor.
- Shot 8-of-9 (88.9 percent) from the free-throw line and went 2-of-3 (66.7 percent) from the field, with both makes coming via dunks.
- Pulled down multiple rebounds in five appearances and blocked a shot in four.
- Placed third on the team with four "One Fly, We All Fly" pregame dunks.
- Finished with two points, a then-career-high-tying three rebounds and a then-career-best two assists in 10 minutes of action against Vanderbilt (2/17/24).
- Scored four points on a perfect 4-of-4 free-throw tally in the win over George Mason (12/5/23).
- Made his official Tennessee debut in the season-opening victory against Tennessee Tech (11/6/23).

## HIGH SCHOOL

- Tabbed as four-star recruit by ESPN, as well as a four-star prospect by 247Sports, On3 and Rivals.
- Finished No. 144 in the 247Sports Composite rankings, as well as No. 148 on the On3 Consensus list, the latter good for first among Alabamians and No. 20 at the center position.
- Spent the final year of his prep career at Link Academy, where he played alongside future Volunteers Cameron Carr and Ben Linnemeyer.
- Averaged 10.0 points and 7.0 rebounds per game, helping the team go 27-1, win the GEICO Nationals championship and finish No. 1 in both the ESPN and MaxPreps national rankings.
- Attended Jacksonville High School during his junior campaign, averaging 13.3 points, 8.2 rebounds and 4.5 blocks per game, while shooting 57.0 percent from the floor.
- Totaled 109 blocked shots in 24 games as a junior, including 11 in the regional final, en route to ASWA 4A All-State recognition.
- Previously attended Westbrook Christian School in Rainbow City, Ala., where he played varsity basketball from eighth grade through his sophomore year, averaging 19.0 ppg and 9.0 rpg during his last year there.
- Played football his first two years of high school, earning all-state honorable mention as a linebacker during his sophomore campaign and collecting multiple scholarship offers.
- Competed with The Skills Factory on the Nike AAU circuit.
- In addition to Carr and Phillips, played alongside Elliot Cadeau (North Carolina), Corey Chest (LSU), Ryan Forrest (North Carolina A&T/Northwestern State), Jacob Fredson-Cole (Oklahoma), Tyler McKinley (Cincinnati) and Ja'Kobe Walter (Toronto Raptors/Baylor), among others, at Link.
- Country music artist Riley Green and 1996 Pulitzer Prize winner Rick Bragg also attended Jacksonville High School.

## PERSONAL

- Born Aug. 16, 2004, in Birmingham, Ala., as John Caden Phillips, but goes by Cade
- Parents are John David Phillips, who works in the steel industry, and Reagan Phillips, who has her own psychology clinic.
- Father played quarterback and defensive back at Alabama, appearing in 17 games from 1996-98, with Tennessee finishing second in his recruitment.
- Mother, then Reagan Croyle, played basketball from 1996-99 at Alabama, where she was the homecoming queen.
- Has two younger brothers, Will and Gibbs.
- Grew up on Big Oak Ranch, a large Christian home for children run by members of his family, in both Springville, Ala., and Southside, Ala.
- Grandfather, John Croyle, was an All-American defensive lineman under Paul "Bear" Bryant at Alabama.
- Uncle, Brodie Croyle, played quarterback at Alabama and was a 2006 NFL Draft third-round pick of the Kansas City Chiefs, for whom he competed with for five years.
- Interests outside of basketball include camping with teammates and adventure activities such as cliff jumping and rock climbing.
- Favorite athlete is his father.
- Best sports memory is winning the GEICO Nationals title during his senior year of high school.
- Committed to Tennessee over Alabama, Auburn, Clemson and Georgia.
- Chose Tennessee because he loved the people, in particular Rick Barnes, Gregg Polinsky and team chaplain Chris Walker.
- Owens a 7-2 wingspan, a standing reach of just under 9-0 and a max trap bar deadlift (565 pounds) of 2.62 times his body weight, plus added 12.5 pounds and upped his standing vertical jump by 2.63 inches between arriving on campus and starting his freshman season.
- Recipient of the Richard & Melba Jackson Athletic Scholarship Endowment.



## 5 ZAKAI ZEIGLER

SR Guard | 5-9 | 172 | Retail & Merchandising Management  
Long Island, N.Y. | Our Saviour Lutheran School

## SEASON HIGHS

<b>Points:</b>	22 // vs. Vanderbilt, 2/15/25
<b>Rebounds:</b>	10 // vs. Western Carolina, 12/17/24
<b>Assists:</b>	15 (2x) // last at Ole Miss, 3/5/25
<b>Steals:</b>	6 // vs. Georgia, 1/15/25
<b>Blocks:</b>	1 (9x) // last vs. Auburn, 3/15/25
<b>Field Goals:</b>	7 (4x) // last vs. Vanderbilt, 2/15/25
<b>3-Pointers:</b>	4 (3x) // last vs. Missouri, 2/5/25
<b>Free Throws:</b>	10 // at Texas A&M, 2/22/25
<b>Minutes:</b>	39:14 // at Auburn, 1/25/25

## CAREER HIGHS

<b>Points:</b>	26 (2x) // at Kentucky, 2/3/24
<b>Rebounds:</b>	10 // vs. Western Carolina, 12/17/24
<b>Assists:</b>	15 (2x) // last at Ole Miss, 3/5/25
<b>Steals:</b>	6 // vs. Georgia, 1/15/25
<b>Blocks:</b>	2 // at LSU, 1/21/23
<b>Field Goals:</b>	9 // at Miss. State, 1/10/24
<b>3-Pointers:</b>	5 // vs. Norfolk State, 1/2/24
<b>Free Throws:</b>	11 // at Vanderbilt, 1/18/22
<b>Minutes:</b>	40:00 (4x) // last vs. Creighton (N), 3/29/24

## SEC HIGHS

<b>Points:</b>	26 (2x) // at Kentucky, 2/3/24
<b>Rebounds:</b>	9 // vs. Texas A&M, 2/24/24
<b>Assists:</b>	15 // at Ole Miss, 3/5/25
<b>Steals:</b>	6 // vs. Georgia, 1/15/25
<b>Blocks:</b>	2 // at LSU, 1/21/23
<b>Field Goals:</b>	9 // at Miss. State, 1/10/24
<b>3-Pointers:</b>	4 (8x) // last vs. Missouri, 2/5/25
<b>Free Throws:</b>	11 // at Vanderbilt, 1/18/22
<b>Minutes:</b>	40:00 (2x) // last at Texas A&M, 2/10/24

## PRODUCTION TRACKER

	2024-25	Career
Scored 10+ Points	25	81
Scored 20+ Points	3	10
Led the Vols in Scoring	8	25
Made Multiple 3-Pointers	14	62
Had 5+ Rebounds	5	17
Had 5+ Assists	26	71
Led the Vols in Assists	31	89
Had Multiple Steals	18	70
Led the Vols in Steals	15	55
Had a Positive Assist/TO Ratio	29	98

## CAREER STATS

	GP-GS	Min	Avg	FG-A	Pct	3FG-A	Pct	FT-A	Pct	Off-Def-Rebs	Avg	PF-Fo	Ast	TO	Blk	Stl	Pts	Avg
2021-22	35-1	774	22.1	94-247	.381	44-125	.352	75-89	.843	5-61-66	1.9	61-0	93	60	3	60	307	8.8
2022-23	30-15	860	28.7	105-280	.375	51-164	.311	60-72	.833	10-72-82	2.7	67-1	161	68	6	59	321	10.7
2023-24	36-30	1138	31.6	134-341	.393	72-209	.344	84-119	.706	11-90-101	2.8	48-0	218	78	3	62	424	11.8
2024-25	32-32	1082	33.8	129-318	.406	53-169	.314	120-151	.795	17-80-97	3.0	63-1	234	95	9	61	431	13.5
<b>TOTAL</b>	<b>133-78</b>	<b>3859</b>	<b>29.0</b>	<b>462-1186</b>	<b>.390</b>	<b>220-667</b>	<b>.330</b>	<b>339-431</b>	<b>.787</b>	<b>43-303-346</b>	<b>2.6</b>	<b>239-2</b>	<b>706</b>	<b>301</b>	<b>21</b>	<b>242</b>	<b>1483</b>	<b>11.2</b>



Name pronounced: Zuh-KY ZEE-Glur

Full bio can be found [HERE](#) on [UTsports.com](#)

## HONORS

- 2024-25: The Sporting News Third Team All-American ... SEC Defensive Player of the Year ... First Team All-SEC (Coaches) ... SEC All-Defensive Team ... Second Team All-SEC (AP) ... Bleacher Report Second Team All-American ... College Hoops Today All-America Honorable Mention ... Bob Cousy Award Finalist, Midseason Top 10 Watch List & Top 20 Preseason Watch List ... Lute Olson Award Finalist & Early Season Watch List ... Nolan Richardson Award Finalist ... Lefty Driesell Award Finalist ... Wooden Award Top 15 National Ballot & Midseason Top 25 Watch List ... Naismith Trophy Midseason Team & Preseason Watch List ... Naismith Defensive Player of the Year Semifinalist & Watch List ... USBWA Oscar Robertson Trophy Midseason Watch List ... The Athletic Midseason All-America Honorable Mention ... College Hoops Today Early Season First Team All-American ... AP National Player of the Week (12/31/24) ... SEC Player of the Week (12/30/24) ... Blue Ribbon Yearbook Preseason Second Team All-American ... Jay Bilas Preseason Third Team All-American ... Preseason First Team All-SEC (Media) ... Preseason First Team All-SEC (Coaches)
- 2023-24: SEC Defensive Player of the Year (Coaches) ... First Team All-SEC (Coaches) ... SEC All-Defensive Team ... Second Team All-SEC (AP) ... Naismith Defensive Player of the Year Semifinalist & Watch List ... Lefty Driesell Defensive Player of the Year Finalist ... NCAA Midwest Region All-Tournament Team ... Bob Cousy Award Midseason Top 10 List & Preseason Watch List Preseason First Team All-SEC (Coaches) ... Preseason Second Team All-SEC (Media)
- 2022-23: Second Team All-SEC (Coaches, Media) ... SEC All-Defensive Team ... Naismith Defensive Player of the Year semifinalist ... Lefty Driesell Defensive Player of the Year Finalist ... USBWA All-District IV Team ... NABC Second Team All-District 20 ... SEC Player of the Week (1/30/23) Naismith Trophy Preseason Watch List ... Preseason First Team All-SEC (Coaches) ... Preseason Second Team All-SEC (Media)
- 2021-22: SEC All-Defensive Team ... SEC All-Freshman Team

## CAREER

- Currently ranks fourth in SEC history and second in Tennessee history with 706 assists, plus holds the UT record and sits No. 11 on the SEC list with 242 steals.
- First four-time All-SEC Defensive Team designee ever and, alongside Jarvis Varnado (2007-10) and Robert Williams III (2016-18), third multiple-time SEC DPOY.
- Entered the top 10 on the SEC's all-time assists list in his 123rd appearance, a victory over No. 15/16 Missouri (2/5/25), and reached the top five in his 126th game, a win against Vanderbilt (2/15/25).
- In his 122nd outing, versus No. 12 Kentucky (1/28/25), became the second player ever to reach 1,300 points, 600 assists and 200 steals at an SEC school, alongside Arkansas' Kareem Reid (1995-99) and 10 games after that, in an SEC Tournament win over Texas (3/14/25), joined Reid at the 1,450/700/200 marks.
- Tied, broke and entered the program's all-time steals record on 1/15/25 against No. 23 Georgia, logging a career-best six takeaways to up his total to 215, eclipsing the prior mark of 212 by Santiago Vescovi (2019-24).
- Lone UT player with over five points/assists double-doubles, logging eight in his first three campaigns and extending his mark to 11 as a senior.
- One of 10 players, including the second Volunteer, to lead the SEC in assists per game in back-to-back years, alongside Sahvir Wheeler (2020-22), Alex Caruso (2013-15), Nick Calathes (2007-09), Derrick Zimmerman (2000-03), Detrick White (1997-99), Chuck Evans (1991-93), Terry Coner (1984-87; three times), Sean Luchy (1978-82; four times) and Rodney Woods (1972-75; three times).
- Owens the program record for career assists in NCAA Tournament play (38) and is third in assists per NCAA Tournament game (6.3).

## AS A SENIOR IN 2024-25

- Completed a team-best 20 points and game-high four assists, entering the SEC single-season top-10 list in the latter category, in the SEC Tournament semifinal victory over third-ranked Auburn (3/15/25), finishing a perfect 9-of-9 from the stripe to post his most makes without a miss as a Volunteer.
- Scored 19 points, all in the second half, in the SEC Tournament win against Texas (3/14/25), adding six assists to break the program single-season record and eclipse 700 in his career.
- Totalled eight points, a career-high-tying 15 assists and a game-best three steals at Ole Miss (3/5/25), becoming the first SEC player in the last 20 seasons (2005-25) with 15-plus assists in a league road game and/or a regulation road game, as well as the second DI player with two 15-assist performances in 2024-25 and the first Volunteer with two in a career.
- Notched 15 points, including 13 in the final 16 minutes, and four assists in the comeback win against sixth-ranked Alabama (3/1/25).
- Co-led all scorers with 17 points in the victory at LSU (2/25/25), notching 11 in the final 15 minutes.
- Notched 16 points, 13 of which came in the final 12:37, along with seven assists, two steals and a key late block in the triumph at seventh-ranked Texas A&M (2/22/25), going 10-of-12 from the line to match a career high in attempts and finish one shy of his top mark in makes.
- Scored a team-high 22 points, all in the second half in which he shot 7-of-9 from the floor and 5-of-6 at the line, and dished out a game-best eight assists in the comeback victory over Vanderbilt (2/15/25), plus moved into the top five on the SEC's all-time assists list.
- Led all players in points (17) and assists (six) at No. 15/16 Kentucky (2/11/25), finishing 7-of-11 from the floor to tie a season high in makes, plus entered the top 25 on Tennessee's all-time scoring list.
- Put up 17 points, nine assists and four steals in the triumph at Oklahoma (2/8/25), finishing 6-of-8 from the floor with a 3-of-4 3-point clip.
- Scored a season-high 21 points in the victory against No. 15/16 Missouri (2/5/25), shooting 4-of-4 from 3-point range (a career first) and 7-of-7 at the line, adding a game-high eight assists to move into the top 10 in SEC history (636) and on Tennessee's single-season leaderboard (164).
- Did not play against No. 5/6 Florida (2/1/25) due to a right knee injury sustained four days prior against No. 12 Kentucky, snapping a 51-game starting streak.
- Had 14 points, six boards, five assists, two steals and a 6-of-6 free-throw mark at top-ranked Auburn (1/25/25), with one turnover in a season-high 39 minutes.
- Put up 16 points, 10 assists and a perfect 6-of-6 free-throw mark at Vanderbilt (1/18/25) to move into the top 30 on the program's all-time leaderboard in both points (1,274) and double-doubles (12), plus became the eighth Volunteer with 200 career made 3-pointers.
- On a night he broke the program record for career steals, finished with 16 points, seven assists, a career-high six steals and a 4-of-8 3-point clip in the win over No. 23 Georgia (1/15/25), becoming the sixth SEC player in the last 15 seasons (2010-25) with that points/assists/steals line.
- At Texas (1/11/25), totalled a team-high 16 points and eight assists, scoring 13 of his points in the final 15 minutes, including six in the last minute.
- Recorded 12 points, seven assists, five rebounds and three steals in the win against No. 23/RV Arkansas (1/4/25), plus moved into sole possession of second place on Tennessee's career assists list.
- Had 17 points and a career-high 15 assists, tied for the fifth-most ever by a Vol and the top figure since 1987, against Middle Tennessee State (12/23/24), becoming the third SEC player in the last 20 seasons (2005-25) with 15-plus in both categories, plus shot 8-of-9 at the line to set season highs in each area.
- Was one assist shy against Western Carolina (12/17/24) of the second triple-double in UT history, notching 10 points, a career-best 10 boards and nine assists.
- Registered his ninth career double-double with 13 points and a game-high 10 assists in the Jimmy V Classic win over Miami (12/10/24).
- Entered the top 10 at UT in made 3-pointers and the top three in steals in the win over Syracuse (12/3/24), finishing with 14 points, eight assists and four steals.
- Just missed a double-double against UT Martin (11/27/24), totaling 11 points and nine assists, plus chipped in two steals.
- Had 19 points, eight assists, three rebounds, one steal and one block versus Austin Peay (11/17/24), joining Trae Gaskins (2011-12) as the only Vols with that line in the last 20 seasons (2005-25), plus shot 7-of-8 from the floor to become the first UT guard to shoot over 85.0 percent on eight-plus attempts since Admiral Schofield (12/29/18) and became the eighth Vol to reach 500 career assists.
- Had 11 points, a game-high seven assists, six boards, a steal and a block, with just one turnover, versus Montana (11/13/24), going 3-of-4 from deep.
- Finished with 19 points, seven assists and three steals at Louisville (11/9/24), going 7-of-13 from the field, including 4-of-7 from deep.
- Opened with 13 points and nine assists versus Gardner-Webb (11/4/24), adding two steals to move into the top five on UT's career list.

## AS A JUNIOR IN 2023-24

- Among the six Volunteers to appear in all 36 affairs, starting each of the final 30.
- Finished with the third-most assists (218) in a season in program history, trailing only Rodney Woods (227 in 1974-75) and Johnny Darden (221 in 1976-77), while also placing No. 15 among all SEC players in the last 45 seasons (1979-2024).
- Placed fourth at UT in single-season A/T ratio (2.79), seventh in APG (6.06), ninth in steals (62) and No. 14 in minutes (1,138).
- Averaged 11.8 points, 2.8 rebounds, 6.1 assists and 1.7 steals in 31.6 minutes per game, plus shot 34.4 percent from beyond the arc.
- Led the team in assists, steals and minutes, while ranking second in scoring, made 3-pointers (72), made free throws (84) and free-throw attempts (119).
- Tied for second on the team with three double-doubles, all with points and assists.
- Became the second player in Tennessee history to win SEC Defensive Player of the Year, joining Yves Pons (2019-20), and the third individual under 6-foot to do so, alongside Tremont Waters (2018-19) and Tyler Ulis (2015-16).
- Became the fifth SEC player in at least the last 45 seasons (1979-2024) with multiple 13-assist outings in a single campaign, joining Sahvir Wheeler (2020-21), Phil Pressey (2012-13), Dee Bost (2011-12) and John Wall (2009-10).
- Totalled four of the nine double-digit assist outings by an SEC player and notched both performances of 12-plus assists.
- One of seven DI players with 13-plus assists multiple times and one of 12 with seven-plus assists at least 20 times.
- Finished No. 12 in DI in total assists, No. 22 in APG, No. 28 in assist rate (min. 400 MP; 34.1), No. 31 in A/T ratio and co-No. 56 in steals.
- Led the SEC in assists per game for the second straight year, the 10th person ever to do so, and also paced the league in total assists.
- Finished third in the SEC in assist-to-turnover ratio, fourth in total steals and steals per game, fifth in total minutes (1,138), No. 12 in minutes per game, co-No. 12 in total made 3-pointers and co-No. 15 made 3-pointers per game (2.0).
- Paced the league in assists (7.0) in SEC-only action, while also ranking second in steals (2.1), third in assist-to-turnover ratio (3.15), sixth in minutes (34.1), co-No. 11 in made 3-pointers (2.3) and No. 19 in scoring (14.1).
- Led or co-led the Volunteers in assists 30 times, minutes 21 times and steals 15 times, all team highs.
- Ranked third among Volunteers with 20 double-digit scoring performances, all in the final 28 games, as well as second in number outings with 15-plus points (13; eight in a 13-game span), 18-plus points (seven), 20-plus points (four) and 25-plus points (two).
- Paced the team in number of contests with three-plus assists (33), five-plus assists (24), seven-plus assists (14), 10-plus assists (four), 13-plus assists (two), multiple steals (16), three-plus steals (10) and four-plus steals (seven).

Information from Zeigler's sophomore (2022-23) and freshman (2021-22) seasons can be found [HERE](#) on his website bio.

## HIGH SCHOOL

- Graduated from Our Saviour Lutheran School (Bronx, N.Y.), transferring in late senior year with the intent to do a postgrad year, but inked with UT in August.
- Spent most of 2020-21, including basketball season, at Immaculate Conception High School in Montclair, N.J., averaging 20.0 ppg and 4.6 apg.
- Broke out across six games at the 2021 Peach Jam with the New York Lightning, averaging 15.3 ppg and 5.5 apg, while boasting a 4.7 assist-to-turnover ratio and connecting on 50.0 percent of his 3-pointers, finishing with 23 points, 10 assists, three steals, no turnovers and a 7-of-8 3-point clip versus Team Final.

## PERSONAL

- Born Aug. 2, 2002, in Long Island, N.Y., as Zakai Za'Miek Zeigler, to mother Charmane Zeigler.
- Younger half-brother, Armoni, plays basketball at Saint Peter's and the two met in the opening round of the 2024 NCAA Tournament.
- Also competed in football growing up, playing running back, quarterback and safety.
- Continues a storied history of Vols from the New York City area, following Ernie Grunfeld (Forest Hills), Tobias Harris (Dix Hills), Bernard King (Brooklyn), Kevin Punter Jr. (Bronx), Ed Wiener (Brooklyn), Brian Williams (Bronx) and Howard Wood (East Hampton).
- Shortest scholarship Vol since 5-7 Ralph Parton (1979-80), but is co-first on the team with a +5.2 wingspan and has added 24.2 pounds since getting to UT.
- Recipient of both the Larry Pratt Athletic Scholarship Endowment and the Earl Keister II Basketball Endowment.

## 21 CAMPBELL DUNCAN

FR Guard | 6-6 | 200 | Biomedical Engineering  
Austin, Texas | Anderson

 @CAMPBELL\_DUNCAN44

Full bio can be found [HERE](#) on UTsports.com

### AS A FRESHMAN IN 2024-25

- Scored the first two points of his career on a basket in the final minute of the victory over Western Carolina (12/17/24).
- Made his collegiate debut versus Austin Peay (11/17/24), playing the final 2:01 of the contest.

### HIGH SCHOOL

- Averaged 18.0 points and 9.0 rebounds per game as a senior, earning First Team All-District 26 6A and *Austin American-Statesman* All-Central Texas Honorable Mention accolades.
- Made the THSCA Academic All-State Elite Team after posting a 4.65 GPA as a senior and graduated with a 4.48 mark.
- Posted 14.0 ppg and 7.0 rpg his junior season, collecting Second Team All-District 26 6A distinction.
- Helped team to a 14-0 league record, area title and regional quarterfinal trip in both his freshman and sophomore years.

- National Honor Society member and three-year golf letter winner, helping his team to a state title as a sophomore.

### PERSONAL

- Born Oct. 16, 2005, in Austin, Texas, as Campbell James Duncan, his nickname is "Dunc," he lists Patrick Mahomes as his favorite athlete and he enjoys fishing and golfing.
- Parents are Clayton Duncan, a senior VP at a healthcare company, and Stephanie Duncan, who works in network security sales, plus has a younger sister, Parker.
- Sister signed with Arkansas volleyball team, mother played volleyball at Texas and grandfather, Bob Spurck, played basketball at Tulane.
- Best sports memories are a game-winner against Del Valle High School in a district game as a junior and making the third round of the state playoffs as a sophomore.

	GP-GS	Min	Avg	FG-A	Pct	3FG-A	Pct	FT-A	Pct	Off-Def-Rebs	Avg	PF-FO	Ast	TO	Blk	Stl	Pts	Avg
2024-25	4-0	5	1.3	1-1	1.000	0-0	.000	0-0	.000	0-0-0	0.0	0-0	0	0	0	0	2	0.5

## 35 BEN LINNEMEYER

FR Guard | 6-6 | 205 | Communication Studies  
Columbia, Mo. | Link Academy

 @BENLINNEMEYER

Full bio can be found [HERE](#) on UTsports.com

### HIGH SCHOOL

- Spent his final two years—his senior season and a post-graduate year—at Link Academy, where he played alongside future Volunteers Cameron Carr and Cade Phillips in 2022-23.
- Averaged 14.2 points, 5.4 rebounds and 4.0 assists per game his final year at Link, plus shot 90.0 percent at the line.
- Helped the team go 27-1, win the GEICO Nationals championship and finish No. 1 in both the ESPN and MaxPreps national rankings as a senior.
- Team captain as a junior at Rock Bridge High School, where he was a two-year starter.
- Helped his team finish second in the conference and reach the district title game his sophomore year.
- National Honor Society and honor roll student.

### PERSONAL

- Born Nov. 24, 2004, in Chicago as Benjamin Scott Linnemeyer and lived there until he was two.
- Parents are Scott Linnemeyer, who works in real state, and Kara Linnemeyer, a lawyer.
- Has an older sister, Kate.
- Interests outside of basketball include baseball, football and shoes, while his favorite athlete is Jimmy Butler.
- Best sports memory is winning GEICO Nationals in Fort Myers, Fla., as a senior.
- Second player in Tennessee history from the state of Missouri, joining Derrick Walker (2017-19).

	GP-GS	Min	Avg	FG-A	Pct	3FG-A	Pct	FT-A	Pct	Off-Def-Rebs	Avg	PF-FO	Ast	TO	Blk	Stl	Pts	Avg
2024-25																		

## 24 GAVIN PAULL

FR Guard | 5-11 | 158 | Electrical Engineering  
Austin, Texas | Westlake

 @GAVIN\_P10

Full bio can be found [HERE](#) on UTsports.com

### AS A FRESHMAN IN 2024-25

- Debuted as a collegian against Austin Peay (11/17/24), taking the court for the final 2:01 of the game.

### HIGH SCHOOL

- Four-year varsity letter winner helped his team compile a 127-17 (.882) overall record, a 56-4 (.933) mark in district play and four straight district titles during his prep career, plus was in National Honor Society and the math club.
- Two-time UIL First Team All-District 26-6A selection, claiming the honor as both a junior and senior.
- Averaged 15.0 ppg, 4.0 rpg and 4.0 apg as a senior captain, earning UIL District 26-6A Offensive Player of the Year.
- Posted 12.0 ppg, 3.0 apg and 2.0 rpg per game as a junior, collecting all-area and team offensive player of the year.
- Aided team to a 38-2 tally and state semifinal berth as a sophomore after a 30-2 mark and state final bid as a freshman.

- Brad Buckman and Chris Mihm, the latter of whom spent nine years in the NBA, also attended Westlake before competing under Rick Barnes during his tenure at Texas.

### PERSONAL

- Born Aug. 9, 2005, in Austin, Texas, as Gavin Putney Paull.
- Parents are Jason Paull, the chief strategy office of an applied science company, and Kristin Paull, who works in hospitality, plus has two older brothers, Nathan and Jackson.
- Interests outside of basketball include other sports, spending time with friends, TV and video games, while his favorite athlete is Steph Curry because he is fun to watch.
- Best sports memory is hitting a game-winning shot in the bi-district 6A playoffs as a junior.

	GP-GS	Min	Avg	FG-A	Pct	3FG-A	Pct	FT-A	Pct	Off-Def-Rebs	Avg	PF-FO	Ast	TO	Blk	Stl	Pts	Avg
2024-25	4-0	5	1.3	0-1	.000	0-0	.000	0-0	.000	0-2-2	0.5	0-0	0	0	0	0	0	0.0



# RECORD, RESULTS & GAME HIGHS

Record:	Overall	Home	Away	Neutral	OT	vs. T25	vs. T10
All Games	27-6	16-1	6-5	5-0	0-0	9-4	4-2
Conference	12-6	8-1	4-5	0-0	0-0	7-4	3-2
Non-Conference	15-0	8-0	2-0	5-0	0-0	2-0	1-0

Date	Time	TV	Opponent	Result	Attend.	High Pts.	High Reb.	High Ast.	High Stl.	High Blk.	High Min.
11/4	7 p.m.	SECN+	Gardner-Webb	W, 80-64	17,813	Lanier (18)	Okpara (9)	Zeigler (9)	Mashack (4)	Estrella (1) Okpara (1)	Zeigler (32:32)
11/9	12 p.m.	ACCN	at RV/-- Louisville	W, 77-55	16,976	Lanier (19) Zeigler (19)	Mashack (7)	Zeigler (7)	Mashack (3) Zeigler (3)	four (1)	Zeigler (33:51)
11/13	7 p.m.	SECN+	Montana	W, 92-57	16,916	Miličić (18)	Okpara (10)	Zeigler (7)	Gainey (2) Miličić (2)	Okpara (2)	Miličić (33:24)
11/17	3 p.m.	SECN+	RV/-- Austin Peay	W, 103-68	17,232	Miličić (23)	Miličić (9) Phillips (9)	Zeigler (8)	Lanier (4)	Okpara (3)	Zeigler (31:07)
11/21	9:30 p.m.	CBSSN	vs. Virginia*	W, 64-42	2,077	Lanier (26)	Miličić (8)	Zeigler (6)	Mashack (4)	Okpara (3)	Zeigler (35:46)
11/22	9:30 p.m.	CBSSN	vs. #13/14 Baylor^	W, 77-62	2,119	Lanier (25)	Mashack (6)	Zeigler (9)	Zeigler (3)	four (1)	Zeigler (38:21)
11/27	4 p.m.	SECN+	UT Martin	W, 78-35	17,314	Lanier (18)	Miličić (13)	Zeigler (9)	Zeigler (2)	Okpara (4)	Zeigler (29:45)
12/3	7:30 p.m.	ESPN	Syracuse+	W, 96-70	21,678	Lanier (26)	Miličić (10)	Zeigler (8)	Zeigler (4)	Phillips (2)	Zeigler (32:30)
12/10	6:30 p.m.	ESPN	vs. Miami%	W, 75-62	14,846	Lanier (22)	Miličić (9)	Zeigler (10)	Mashack (3)	Gainey (2)	Mashack (37:24)
12/14	5:30 p.m.	FOX	at RV/RV Illinois	W, 66-64	15,544	Gainey (23)	Miličić (14)	Gainey (2)	Mashack (4) Zeigler (2)	four (1)	Miličić (36:58)
12/17	7 p.m.	SECN+	Western Carolina	W, 84-36	16,866	Lanier (19)	Zeigler (10)	Zeigler (9)	Gainey (5) Mashack (5)	Gainey (2) Miličić (2)	Zeigler (33:37)
12/23	7 p.m.	SECN	Middle Tennessee	W, 82-64	20,706	Lanier (23)	Miličić (12)	Zeigler (15)	Lanier (2) Mashack (2)	Gainey (2)	Zeigler (38:01)
12/31	3 p.m.	SECN+	Norfolk State	W, 67-52	19,616	Lanier (24)	Miličić (10)	Zeigler (6)	Lanier (2) Zeigler (2)	Phillips (5)	Zeigler (38:22)
1/4	1 p.m.	ESPN	#23/RV Arkansas*	W, 76-52	21,678	Lanier (29)	Miličić (8)	Zeigler (7)	Gainey (3) Mashack (3) Zeigler (3)	Miličić (1)	Zeigler (37:43)
1/7	7 p.m.	ESPN2	at #8/8 Florida*	L, 43-73	11,011	Lanier (10) Zeigler (10)	Lanier (7) Miličić (7) Okpara (7)	Mashack (2)	Lanier (3)	Okpara (3)	Zeigler (36:06)
1/11	6 p.m.	ESPN	at Texas*	W, 74-70	10,195	Zeigler (16)	Okpara (9)	Zeigler (8)	Lanier (1) Miličić (1)	Okpara (3)	Zeigler (36:29)
1/15	8 p.m.	SECN	#23/23 Georgia*	W, 74-56	19,239	Gainey (19)	Miličić (9)	Zeigler (7)	Zeigler (6)	Okpara (3)	Lanier (32:27)
1/18	3:30 p.m.	SECN	at Vanderbilt*	L, 75-76	14,316	Lanier (17)	Mashack (5) Miličić (5)	Zeigler (10)	Mashack (2)	Okpara (4)	Gainey (33:31)
1/21	7 p.m.	ESPN2	#14/14 Miss. State*	W, 68-56	21,678	Lanier (23)	Okpara (12)	Zeigler (7)	Zeigler (5)	Gainey (2)	Zeigler (37:34)
1/25	8:30 p.m.	TBD	at #1/1 Auburn*	L, 51-53	9,121	Zeigler (14)	Okpara (9)	Zeigler (5)	Mashack (2) Zeigler (2)	Miličić (2) Okpara (2)	Zeigler (39:14)
1/28	7 p.m.	ESPN	#12/12 Kentucky*	L, 73-78	22,272	Miličić (19)	Miličić (9)	Zeigler (6)	Dubar (2) Mashack (2) Zeigler (2)	Okpara (2)	Zeigler (34:49)
2/1	12 p.m.	ESPN	#5/6 Florida*	W, 64-44	21,678	Lanier (19)	Mashack (8) Okpara (8)	Gainey (5)	Gainey (3)	Phillips (3)	Gainey (36:42)
2/5	7 p.m.	SECN	#15/16 Missouri*	W, 85-81	20,002	Miličić (21) Zeigler (21)	Miličić (10)	Zeigler (8)	Miličić (2)	Miličić (4)	Lanier (34:31)
2/8	12 p.m.	ESPN	at RV/-- Oklahoma*	W, 70-52	10,162	Lanier (21)	Gainey (6) Phillips (6)	Zeigler (9)	Zeigler (4)	Okpara (4)	Zeigler (33:11)
2/11	7 p.m.	ESPN	at #15/18 Kentucky*	L, 64-75	20,076	Zeigler (17)	Miličić (9)	Zeigler (6)	Miličić (2) Zeigler (2)	Mashack (1) Okpara (1)	Zeigler (35:09)
2/15	1 p.m.	SECN	Vanderbilt*	W, 81-76	21,678	Zeigler (22)	Lanier (8)	Zeigler (8)	Miličić (2)	Dubar (1)	Zeigler (36:53)
2/22	12 p.m.	ESPN	at #7/7 Texas A&M*	W, 77-69	12,989	Lanier (30)	Okpara (7)	Zeigler (7)	Gainey (3)	Phillips (2)	Lanier (35:09)
2/25	9 p.m.	SECN	at LSU*	W, 65-59	8,522	Zeigler (17)	Lanier (9)	Miličić (3) Zeigler (3)	Gainey (2) Zeigler (2)	Okpara (2)	Mashack (36:12)
3/1	4 p.m.	ESPN	#6/6 Alabama*	W, 79-76	22,392	Gainey (18) Lanier (18)	Okpara (9)	Zeigler (4)	Mashack (3)	Mashack (2) Okpara (2)	Okpara (35:20)
3/5	9 p.m.	ESPN2	at RV/RV Ole Miss*	L, 76-78	9,038	Gainey (17)	Okpara (7)	Zeigler (15)	Zeigler (3)	Okpara (2)	Zeigler (36:39)
3/8	2 p.m.	SECN	South Carolina*	W, 75-65	21,678	Lanier (23)	Mashack (7)	Zeigler (8)	Lanier (3)	Phillips (3)	Lanier (32:20)
3/14	3:30 p.m.	ESPN	vs. Texas=	W, 83-72	17,526	Lanier (23)	Mashack (7) Miličić (7)	Zeigler (6)	Gainey (2) Miličić (2) Zeigler (2)	Miličić (3)	Mashack (34:41)
3/15	1 p.m.	ESPN	vs. #3/3 Auburn=	W, 70-65	19,049	Zeigler (20)	Okpara (9)	Zeigler (4)	Mashack (2) Okpara (2)	Lanier (1) Zeigler (1)	Zeigler (34:54)
3/16	1 p.m.	ESPN	vs. #4/4 Florida=								

\* - SEC game

^ - Baha Mar Championship (Nassau, Bahamas)

+ - ACC/SEC Challenge

% - Jimmy V Classic (New York, N.Y.)

= - SEC Tournament (Nashville, Tenn.)

All times Eastern

A breakdown of how many times each player has led Tennessee in each category can be found on Page 19

# GAME-BY-GAME COMPARISON

	Date	Result	FG-A	Pct	3P-A	Pct	FT-A	Pct	O-D-Total	PF	Pts	A	TO	Stl	Blk	Min	Pts. at Half
Gardner-Webb		W, 80-42	24-55	43.6	6-23	26.1	10-15	66.7	10-22-32	19	64	8	15	6	2	40	32
at #12/12 Tennessee	Nov. 4		28-55	50.9	8-23	34.8	16-21	76.2	8-21-29	15	80	16	11	9	2	40	44
at RV/-- Louisville		W, 77-55	16-60	26.7	10-39	25.6	13-13	100.0	13-13-26	13	55	11	15	12	4	40	26
#12/12 Tennessee	Nov. 9		30-53	56.6	10-19	52.6	7-11	63.6	12-28-40	18	77	12	20	8	4	40	40
Montana		W, 92-57	18-52	34.6	7-25	28.0	14-19	73.7	4-13-17	21	57	8	11	9	0	40	31
at #11/9 Tennessee	Nov. 13		31-51	60.8	9-21	42.9	21-25	84.0	7-31-38	16	92	24	13	6	6	40	40
RV/-- Austin Peay		W, 103-68	22-62	35.5	10-33	30.3	14-17	82.4	11-14-25	25	68	10	13	6	2	40	29
at #11/9 Tennessee	Nov. 17		37-58	63.8	5-14	35.7	24-33	72.7	13-30-43	17	103	22	11	10	10	40	52
Virginia		W, 64-42	14-49	28.6	6-20	30.0	8-11	72.7	11-23-34	15	42	9	18	0	5	40	21
vs. #11/9 Tennessee	Nov. 21		26-66	37.9	9-25	36.0	5-10	50.0	18-25-43	12	64	11	7	8	7	40	22
#13/14 Baylor		W, 77-62	25-59	42.4	6-22	27.3	6-8	75.0	15-14-29	15	62	12	12	4	1	40	20
vs. #11/9 Tennessee	Nov. 22		24-56	52.2	12-27	44.4	17-22	77.3	9-19-28	14	77	18	15	8	4	40	47
UT Martin		W, 78-35	12-53	22.6	6-31	19.4	5-7	71.4	10-14-24	14	35	8	18	7	0	40	20
at #7/6 Tennessee	Nov. 27		30-63	47.6	10-37	27.0	8-10	80.0	20-29-49	8	78	22	11	6	9	40	35
Syracuse		W, 96-70	26-53	49.1	6-19	31.6	12-21	57.1	5-21-26	17	70	10	11	6	2	40	35
at #3/3 Tennessee	Dec. 3		35-65	53.8	10-29	34.5	16-24	66.7	13-27-40	18	96	16	8	9	3	40	45
#1/1 Miami		W, 75-62	24-61	39.3	8-33	24.2	6-10	60.0	11-22-33	12	62	11	14	9	1	40	25
vs. Tennessee	Dec. 10		25-42	48.1	10-25	40.0	15-18	83.3	5-30-35	10	75	16	11	5	5	40	38
at RV/RV Illinois		W, 66-64	15-51	29.4	4-23	17.4	30-36	83.3	12-25-37	21	64	6	11	2	1	40	30
#1/1 Tennessee	Dec. 14		20-62	32.3	6-24	25.0	20-28	71.4	17-25-42	24	66	6	6	7	4	40	31
Western Carolina		W, 84-36	14-64	21.9	6-39	15.4	2-4	50.0	14-23-37	14	36	6	23	5	3	40	15
at #1/1 Tennessee	Dec. 17		32-69	46.4	8-27	29.6	12-14	85.7	14-34-48	8	84	22	10	17	6	40	38
Middle Tennessee		W, 82-64	24-59	40.7	9-30	30.0	7-14	50.0	6-23-29	21	64	5	11	7	2	40	40
at #1/1 Tennessee	Dec. 23		27-56	48.2	10-22	45.5	18-23	78.3	8-32-40	13	82	19	11	6	4	40	34
Norfolk State		W, 67-52	22-59	37.3	2-13	15.4	6-8	75.0	13-20-33	19	52	6	13	2	4	40	28
at #1/1 Tennessee	Dec. 31		23-54	42.6	8-31	25.8	13-16	81.3	10-21-31	11	67	14	6	7	8	40	35
#23/RV Arkansas		W, 76-52	20-53	37.7	6-29	20.7	6-13	46.2	9-20-29	19	52	9	15	8	10	40	27
at #1/1 Tennessee	Jan. 4		27-69	39.1	10-26	38.5	12-15	80.0	24-27-51	16	76	18	13	10	1	40	42
at #8/8 Florida		L, 43-73	27-68	39.7	6-20	30.0	13-17	76.5	19-36-55	19	73	14	11	7	5	40	34
#1/1 Tennessee	Jan. 7		12-56	21.4	4-29	13.8	15-25	60.0	13-25-38	13	43	6	12	7	5	40	15
at Texas		W, 74-70	26-62	41.9	7-25	28.0	11-14	78.6	14-13-27	17	70	9	5	7	4	40	31
#1/1 Tennessee	Jan. 11		25-56	44.6	10-23	43.5	14-20	70.0	17-24-41	16	74	16	15	2	4	40	33
#23/23 Georgia		W, 74-56	20-53	37.7	6-21	28.6	10-12	83.3	11-18-29	15	56	9	19	6	2	40	26
at #6/6 Tennessee	Jan. 15		28-66	42.4	8-27	29.6	10-10	100.0	18-17-35	13	74	16	10	11	6	40	25
at Vanderbilt		L, 75-76	26-56	46.4	8-21	38.1	16-19	84.2	12-17-29	16	76	12	11	4	5	40	41
#6/6 Tennessee	Jan. 18		24-50	48.0	10-21	47.6	17-21	81.0	8-17-25	16	75	16	11	4	6	40	35
#14/14 Mississippi State		W, 68-56	19-56	33.9	10-33	30.3	8-12	66.7	10-21-31	14	56	8	11	5	3	40	16
at #6/7 Tennessee	Jan. 21		23-55	41.8	10-28	35.7	12-13	92.3	11-25-36	12	68	15	10	7	4	40	34
at #1/1 Auburn		L, 51-53	18-59	30.5	3-20	15.0	14-19	73.7	16-26-42	16	53	11	11	8	9	40	22
#6/7 Tennessee	Jan. 25		17-54	31.5	4-22	18.2	13-16	81.3	10-27-37	18	51	10	12	7	6	40	20
#12/12 Kentucky		L, 73-78	25-50	50.0	12-24	50.0	16-24	66.7	8-30-38	17	78	14	13	3	3	40	30
at #8/8 Tennessee	Jan. 28		25-72	34.7	11-45	24.4	12-17	70.6	18-23-41	18	73	14	5	8	4	40	33
#5/6 Florida		W, 64-44	13-53	24.5	4-27	14.8	14-19	73.7	10-27-37	13	44	5	13	6	5	40	21
at #8/8 Tennessee	Feb. 1		24-60	40.0	6-22	27.3	10-15	66.7	12-28-40	14	64	15	7	7	7	40	24
#15/16 Missouri		W, 85-81	25-60	41.7	12-30	40.0	19-29	65.5	11-19-30	24	81	11	3	8	0	40	34
at #4/4 Tennessee	Feb. 5		27-54	50.0	10-15	66.7	21-30	70.0	11-27-38	19	85	21	11	3	8	40	28
at RV/-- Oklahoma		W, 70-52	17-53	32.1	6-23	26.1	12-12	100.0	6-15-21	12	52	8	12	8	0	40	25
#4/4 Tennessee	Feb. 8		29-48	60.4	9-21	42.9	3-5	60.0	5-30-35	11	70	18	19	8	8	40	45
at #15/18 Kentucky		L, 64-75	26-52	50.0	12-24	50.0	11-14	78.6	3-23-26	14	75	13	8	5	4	40	33
#5/4 Tennessee	Feb. 11		23-54	42.6	3-18	16.7	15-19	78.9	8-25-33	16	64	11	9	6	2	40	26
Vanderbilt		W, 81-76	27-59	45.8	12-27	44.4	10-14	71.4	7-24-31	21	76	13	6	3	2	40	44
at #5/4 Tennessee	Feb. 15		29-52	55.8	9-21	42.9	14-22	63.6	4-26-30	13	81	17	5	1	5	40	31
at #7/7 Texas A&M		W, 77-69	23-59	39.0	5-30	16.7	18-20	90.0	14-24-38	16	69	16	12	5	4	40	32
#6/6 Tennessee	Feb. 22		23-54	42.6	13-27	48.1	18-20	90.0	8-21-29	20	77	15	10	7	5	40	36
at LSU		W, 65-69	21-51	41.2	7-27	25.9	10-16	62.5	8-20-28	19	59	8	10	9	4	40	23
#5/5 Tennessee	Feb. 25		23-56	41.1	6-22	27.3	13-21	61.9	17-27-44	17	65	9	11	6	2	40	26
#6/6 Alabama		W, 79-76	25-60	41.7	9-24	37.5	17-26	65.4	13-30-43	21	76	12	12	8	5	40	42
at #5/5 Tennessee	March 1		26-61	42.6	8-21	38.1	19-26	73.1	7-25-32	22	79	13	12	6	5	40	38
at RV/RV Ole Miss		L, 76-78	31-68	45.6	5-19	26.3	11-14	78.6	15-22-37	16	78	15	5	3	0	40	36
#4/4 Tennessee	March 5		25-54	46.3	12-31	38.7	14-17	82.4	8-25-33	16	76	23	8	4	4	40	41
South Carolina		W, 75-65	20-57	35.1	8-36	22.2	17-22	77.3	11-21-32	16	65	13	9	3	1	40	34
at #4/4 Tennessee	March 8		30-55	54.5	6-21	28.6	9-21	42.9	8-23-31	17	75	22	8	5	4	40	34
vs. Texas		W, 83-72	25-54	46.3	4-16	25.0	18-21	85.7	12-15-27	25	72	10	11	4	3	40	38
#8/6 Tennessee	March 14		27-54	50.0	5-20	25.0	24-35	68.6	15-17-32	18	83	12	8	8	6	40	41
vs. #3/3 Auburn		W, 70-65	23-55	41.8	6-21	28.6	13-22	59.1	9-18-27	21	65	13	6	6	3	40	33
#8/6 Tennessee	March 15		20-47	42.6	5-19	26.3	25-27	92.6	10-25-35	18	70	7	11	5	2	40	32
vs. #4/4 Florida																	
#8/6 Tennessee	March 16																

## SPECIALTY STATS

Opponent (Date)	W/L	Biggest Lead UT OPP	Ties	Lead Changes	Lead Time UT OPP	Tied	Off Turnovers UT-OPP +/-	In Paint UT-OPP +/-	Second Chance UT-OPP +/-	Fast-Break UT-OPP +/-	Bench UT-OPP +/-
Gardner-Webb (11/4)	W	27 0	2	0	38:58 0:00	1:02	20-16 +4	38-34 +4	7-12 -5	13-0 +13	29-14 +15
at Louisville (11/9)	W	26 0	0	0	39:02 0:00	0:58	20-12 +8	40-10 +30	15-5 +10	6-4 +2	19-39 -20
Montana (11/13)	W	38 1	1	2	39:21 0:13	0:26	15-4 +11	38-22 +16	5-5 0	20-0 +20	29-12 +17
Austin Peay (11/17)	W	37 3	0	1	38:11 1:21	0:28	25-14 +11	64-22 +42	17-17 0	27-6 +21	34-13 +21
vs. Virginia (11/21)	W	26 2	2	6	32:50 3:05	4:05	30-2 +28	28-14 +14	19-5 +14	5-0 +5	11-17 -6
vs. #13/14 Baylor (11/22)	W	28 0	0	0	39:51 0:00	0:09	13-20 -7	24-34 -10	15-12 +3	2-0 +2	30-7 +23
UT Martin (11/27)	W	43 0	1	0	38:02 0:00	1:58	24-7 +17	36-10 +26	19-10 +9	10-5 +5	23-28 -5
Syracuse (12/3)	W	32 2	1	1	37:35 1:24	1:01	19-10 +9	44-28 +16	16-7 +9	13-12 +1	32-35 -3
vs. Miami (12/10)	W	18 1	5	2	35:58 0:35	3:27	14-9 +5	22-28 -6	7-13 -6	10-9 +1	17-17 0
at Illinois (12/14)	W	4 8	14	13	10:18 23:49	5:53	12-6 +6	22-22 0	8-8 0	4-5 -1	30-12 +18
Western Carolina (12/17)	W	48 6	0	1	35:10 4:32	0:18	32-0 +32	44-14 +30	10-9 +1	22-0 +22	37-14 +23
Middle Tennessee (12/23)	W	18 6	4	2	27:37 8:40	3:43	11-9 +2	32-26 +6	9-8 +1	11-13 -2	17-31 -14
Norfolk State (12/31)	W	20 0	0	0	39:31 0:00	0:29	16-6 +10	26-28 -2	12-4 +8	8-12 -4	20-2 +18
#23/RV Arkansas (1/4)	W	27 3	3	4	34:00 3:09	2:51	13-6 +7	26-22 +4	16-10 +6	3-8 -5	9-7 +2
at #8/8 Florida (1/7)	L	0 36	0	0	0:00 38:58	1:02	9-12 -3	14-40 -26	4-19 -15	3-22 -19	7-25 -18
at Texas (1/11)	W	7 5	12	6	15:09 13:42	11:09	8-21 -13	28-16 +12	17-10 +7	5-14 -9	28-9 +19
#23/23 Georgia (1/15)	W	22 5	4	4	22:46 13:30	3:44	19-9 +10	36-28 +8	17-10 +7	13-7 +6	29-14 +15
at Vanderbilt (1/18)	L	8 16	2	2	9:13 27:55	2:52	21-21 0	28-34 -6	9-18 -9	6-9 -3	8-20 -12
#14/14 Miss. State (1/21)	W	20 0	0	0	39:15 0:00	0:45	19-15 +4	18-18 0	13-14 -1	14-4 +10	14-21 -7
at #1/1 Auburn (1/25)	L	4 6	12	10	24:19 6:19	9:22	13-8 +5	24-28 -4	16-19 -3	6-4 +2	10-24 -14
#12/12 Kentucky (1/28)	L	3 11	3	2	1:23 35:23	3:14	15-5 +10	24-20 +4	20-8 +12	7-5 +2	16-7 +9
#5/6 Florida (2/1)	W	21 4	3	3	23:11 13:58	2:51	9-3 +6	34-14 +20	10-3 +7	5-8 -3	7-20 -13
#15/16 Missouri (2/5)	W	14 11	4	4	20:27 17:15	2:18	3-8 -5	34-18 +16	11-17 -6	0-16 -16	14-37 -23
at RV/-- Oklahoma (2/8)	W	28 3	1	2	37:07 2:05	0:48	10-14 -4	36-20 +16	11-4 +7	4-2 +2	14-13 +1
at #15/18 Kentucky (2/11)	L	3 11	4	4	2:25 35:27	2:08	8-12 -4	32-28 +4	15-3 +12	6-15 -9	13-26 -13
Vanderbilt (2/15)	W	6 16	5	7	7:27 30:50	1:43	7-11 -4	36-28 +8	4-9 -5	9-6 +3	13-27 -14
at #7/7 Texas A&M (2/22)	W	8 9	8	11	13:51 19:45	6:24	17-15 +2	18-30 -12	8-10 -2	3-8 -5	18-12 +6
at LSU (2/25)	W	15 3	4	4	33:59 1:32	4:29	13-14 -1	32-20 +12	27-8 +19	10-8 +2	6-8 -2
#6/6 Alabama (3/1)	W	5 9	9	10	11:24 21:11	7:25	20-19 +1	28-32 -4	7-14 -7	6-11 -5	27-25 +2
at RV/RV Ole Miss (3/5)	L	9 4	13	12	28:05 5:05	6:50	10-17 -7	20-46 -26	9-13 -4	2-15 -13	24-24 0
South Carolina (3/8)	W	12 3	5	8	33:51 3:41	2:28	11-10 +1	42-24 +18	12-12 0	6-0 +6	29-12 +17
vs. Texas (3/14)	W	15 0	2	0	37:11 0:00	2:49	13-11 +2	36-34 +2	18-12 +6	6-3 +3	12-18 -6
vs. #3/3 Auburn (3/15)	W	12 5	8	18	27:06 10:44	2:10	11-16 -5	28-28 0	10-11 -1	2-4 -2	25-3 +22
vs. #4/4 Florida (3/16)											
TOTALS	27-6	48 36	132	139	874:33 344:08	101:19	500-362 +138	1032-820 +212	413-339 +74	267-235 +32	651-593 +58
SEC	12-6	28 36	92	93	357:52 289:45	72:23	225-220 +5	510-466 +44	226-201 +25	108-162 -54	286-331 -45

**Bold** = season high for UT/OPP (or highest UT +/-)

Underline = season low for UT/OPP (or lowest UT +/-)

## GAME-BY-GAME POINTS, REBOUNDS &amp; ASSISTS

Opponent (Date)	Bishop Boswell	Cameron Carr	Darlinstone Dubar	J.P. Estrella	Jordan Gainey	Grant Hurst	Chaz Lanier	Jahmai Mashack	Igor Miličić Jr.	Felix Okpara	Cade Phillips	Zakai Zeigler
Gardner-Webb (11/4)	DNP-INJ	2-1-2	DNP	4-2-0	16-2-1	DNP	18-1-0	10-4-1	8-4-1	2-9-0	7-4-2	13-1-9
at Louisville (11/9)	2-0-0	0-2-0	DNP	2-5-0	9-4-4	DNP	19-2-1	3-7-0	7-2-0	10-6-0	6-6-0	19-2-7
Montana (11/13)	0-1-1	13-2-2	DNP	8-1-1	4-3-2	0-0-0	13-1-4	8-3-1	18-10-5	13-4-0	4-3-1	11-6-7
Austin Peay (11/17)	0-1-3	4-1-0	DNP	DNP-INJ	15-2-2	2-1-0	5-3-1	10-3-2	23-9-4	12-7-1	13-9-1	19-3-8
vs. Virginia (11/21)	2-1-0	DNP-INJ	4-3-0	DNP-INJ	5-7-1	0-0-0	26-4-0	7-5-1	14-8-3	4-6-0	0-0-0	2-4-6
vs. #13/14 Baylor (11/22)	0-0-0	DNP-INJ	3-4-1	DNP-INJ	16-1-1	DNP	25-4-1	2-6-2	10-1-3	3-3-0	11-4-1	7-3-9
UT Martin (11/27)	0-1-2	DNP-INJ	7-3-1	DNP-INJ	8-0-3	2-0-0	18-2-2	7-6-4	9-13-1	10-11-0	6-6-0	11-3-9
Syracuse (12/3)	0-0-0	DNP-INJ	3-2-0	DNP-INJ	12-6-2	4-0-0	26-4-2	5-2-0	11-10-2	8-7-0	12-6-2	14-2-8
vs. Miami (12/10)	DNP	DNP-INJ	DNP-INJ	DNP-INJ	8-5-0	DNP	22-3-1	7-5-2	16-9-2	0-5-0	9-1-1	13-5-10
at Illinois (12/14)	0-3-0	DNP-INJ	5-5-0	DNP-INJ	23-2-2	DNP	17-2-1	6-3-0	7-14-1	0-3-0	2-5-0	6-2-2
Western Carolina (12/17)	0-0-0	DNP-INJ	13-2-0	DNP-INJ	17-2-2	0-0-1	19-7-4	5-3-2	4-5-1	9-9-0	5-7-3	10-10-9
Middle Tennessee (12/23)	DNP-INJ	x	3-2-0	DNP-INJ	10-6-0	DNP	23-4-1	6-2-0	7-12-2	12-3-0	4-2-1	17-4-15
Norfolk State (12/31)	0-0-0	x	0-2-0	DNP-INJ	10-3-3	DNP	24-2-2	2-3-0	5-10-3	6-5-0	10-2-0	10-2-6
#23/RV Arkansas (1/4)	0-0-0	x	0-2-1	DNP-INJ	7-5-2	DNP	29-2-0	3-3-3	13-18-5	10-4-0	2-6-0	12-5-7
at #8/8 Florida (1/7)	0-2-1	x	0-1-1	DNP-INJ	7-2-0	DNP	10-7-0	0-4-2	8-7-0	8-7-1	0-1-0	10-2-1
at Texas (1/11)	DNP	x	12-6-0	DNP-INJ	12-0-2	DNP	10-4-1	6-2-2	7-6-1	7-9-2	4-4-0	16-3-8
#23/23 Georgia (1/15)	0-0-0	x	0-1-1	DNP-INJ	19-7-1	DNP	5-4-0	11-1-1	9-9-3	4-7-0	10-4-3	16-2-7
at Vanderbilt (1/18)	0-0-0	x	3-2-0	DNP-INJ	5-1-3	DNP	17-2-0	2-5-2	16-5-1	16-4-1	0-1-1	16-3-10
#14/14 Miss. State (1/21)	0-0-0	x	2-2-0	DNP-INJ	10-2-2	DNP	23-2-1	10-3-3	3-7-3	9-12-0	2-5-1	9-2-7
at #1/1 Auburn (1/25)	0-0-0	x	1-0-0	DNP-INJ	8-4-1	DNP	10-2-0	7-6-1	4-2-1	6-9-1	1-2-1	14-6-5
#12/12 Kentucky (1/28)	0-0-0	x	7-4-1	DNP-INJ	6-4-1	DNP	15-4-0	6-3-0	19-9-4	4-7-2	3-0-0	13-4-6
#5/6 Florida (2/1)	0-2-3	x	4-5-3	DNP-INJ	16-4-5	DNP	19-5-0	8-8-4	DNP-ILL	10-8-0	7-3-0	DNP-INJ
#15/16 Missouri (2/5)	0-0-0	x	0-1-0	DNP-INJ	10-4-3	DNP	10-6-1	7-2-1	21-10-5	12-6-1	4-4-2	21-3-8
at RV/-- Oklahoma (2/8)	0-1-1	x	5-1-0	DNP-INJ	5-6-1	DNP	21-5-2	2-2-2	8-4-3	8-3-0	4-6-0	17-4-9
at #15/18 Kentucky (2/11)	DNP	x	0-0-0	DNP-INJ	8-5-3	DNP	10-6-1	0-3-0	16-9-1	8-4-0	5-3-0	17-1-6
Vanderbilt (2/15)	0-1-0	x	3-0-0	DNP-INJ	9-4-3	DNP	21-8-1	9-6-0	10-2-3	6-6-1	1-1-0	22-0-8
at #7/7 Texas A&M (2/22)	DNP	x	2-1-0	DNP-INJ	14-3-3	DNP	30-5-0	4-5-3	5-3-2	4-7-0	2-2-0	16-2-7
at LSU (2/25)	0-1-0	x	0-1-1	DNP-INJ	5-2-1	DNP	14-9-0	9-8-1	4-7-3	15-7-0	1-2-0	17-0-3
#6/6 Alabama (3/1)	0-0-0	x	6-0-1	DNP-INJ	18-3-1	DNP	18-4-2	11-6-2	3-5-3	5-9-0	3-2-0	15-1-4
at RV/RV Ole Miss (3/5)	0-2-1	x	7-2-2	DNP-INJ	17-3-1	DNP	15-4-0	7-4-2	9-3-2	13-7-0	0-2-0	8-4-15
South Carolina (3/8)	0-0-1	x	4-0-1	DNP-INJ	10-3-6	0-0-0	23-4-3	5-7-1	13-5-2	4-1-0	15-3-0	1-2-8
vs. Texas (3/14)	DNP	x	0-1-0	DNP-INJ	9-2-1	DNP	23-1-1	13-7-4	12-7-0	4-3-0	3-6-0	19-2-6
vs. #3/3 Auburn (3/15)	DNP	x	6-3-0	DNP-INJ	15-5-0	DNP	12-4-1	6-2-2	7-2-0	0-9-0	4-3-0	20-4-4
vs. #4/4 Florida (3/16)												



## HIGHS &amp; LOWS

Individual Category	Tennessee	Opponent
Points	30 by Chaz Lanier at Texas A&M (2/22/25)	30 by Money Williams vs. Montana (11/13/24)
Points in a Half	25 (1H) by Chaz Lanier vs. Baylor in Nassau (11/22/24)	22 (2H) by Tamar Bates vs. Missouri (2/5/25)
Field Goals Made	11 by Igor Miličić Jr., vs. Autin Peay (11/17/24)	11 by Tre Johnson at Texas (1/11/25)
Field Goals Made in a Half	9 (1H) by Chaz Lanier vs. Baylor in Nassau (11/22/24)	8 (2H) by Jaemyn Brakefield at Ole Miss (3/5/25)
Field Goals Attempted	23 by Chaz Lanier vs. Virginia in Nassau (11/21/24)	20 by Johni Broome at Auburn (1/25/25)
Field-Goal Percentage (min. 5 made) <i>all with 5+ makes listed</i>	100.0 (7-7) Felix Okpara at Vanderbilt (1/18/25) 100.0 (6-6) Felix Okpara at LSU (2/25/25) 100.0 (5-5) by Jahmai Mashack vs. Georgia (1/15/25)	100.0 (5-5) by Koby Brea vs. Kentucky (1/28/25) 100.0 (5-5) by Kadin Shedrick vs. Texas in Nashville (3/14/25)
3-Pointers Made	8 by Chaz Lanier at Texas A&M (2/22/25)	6 by Jason Edwards vs. Vanderbilt (2/15/25)
3-Pointers Attempted	16 by Chaz Lanier vs. Norfolk State (12/31/24)	12 by Reyne Smith at Louisville (11/9/24) 12 by Josh Hubbard vs. Mississippi State (1/21/25)
3-Point Percentage (min. 2 made)	100.0 (4-4) by Zakai Zeigler vs. Missouri (2/5/25)	100.0 (3-3) by Koby Brea vs. Kentucky (1/28/25)
Free Throws Made	10 by Zakai Zeigler at Texas A&M (2/22/25)	10 by Money Williams vs. Montana (11/13/24) 10 by Kasparas Jakucionis at Illinois (12/14/24) 10 by Wade Taylor IV at Texas A&M (2/22/25)
Free Throws Attempted	12 by Zakai Zeigler at Texas A&M (2/22/25)	14 by Kasparas Jakucionis at Illinois (12/14/24)
Free-Throw Percentage (min. 3 made) <i>highest total of makes without a miss listed</i>	100.0 (9-9) by Zakai Zeigler vs. Auburn in Nashville (3/15/25)	100.0 (7-7) by Chad Baker-Mazara (1/25/25)
Total Rebounds	18 by Igor Miličić Jr., vs. Arkansas (1/4/25)	15 by Rueben Chinyelu at Florida (1/7/25) 15 by Amari Williams vs. Kentucky (1/28/25)
Offensive Rebounds	7 by Igor Miličić Jr., vs. Georgia (1/15/25)	8 by Johni Broome at Auburn (1/25/25)
Defensive Rebounds	12 by Igor Miličić Jr., vs. Arkansas (1/4/25)	13 by Amari Williams vs. Kentucky (1/28/25)
Assists	15 by Zakai Zeigler vs. Middle Tennessee (12/23/24)	9 by Wade Taylor IV at Texas A&M (2/22/25)
Blocks	5 by Cade Phillips vs. Norfolk State (12/31/24)	4 by Johni Broome at Auburn (1/25/25)
Steals	6 by Zakai Zeigler vs. Georgia (1/15/25)	6 by Chucky Hepburn at Louisville (11/9/24)
Turnovers	11 by Zakai Zeigler at Louisville (11/9/24)	7 by Kasparas Jakucionis at Illinois (12/14/24)
Minutes Played	39:14 by Zakai Zeigler at Auburn (1/25/25)	37:18 by Kasparas Jakucionis at Illinois (12/14/24)
Dunks	5 by Felix Okpara vs. Austin Peay (11/17/24) 5 by Felix Okpara at Vanderbilt (1/18/25) 5 by Cade Phillips vs. South Carolina (3/8/25)	2 by Chris Bell vs. Syracuse (12/3/24) 2 by Alijah Martin at Florida (1/7/25) 2 by Otega Owheh vs. Kentucky (1/28/25) 2 by Otega Owheh at Kentucky (2/11/25) 2 by Kadin Shedrick vs. Texas in Nashville (3/14/25)
Team Category	Tennessee	Opponent
Points	103 vs. Austin Peay (11/17/24)	81 vs. Missouri (2/5/25)
Low	43 at Florida (1/7/25)	35 vs. UT Martin (11/27/24)
Points in a Half	57 (2H) vs. Missouri (2/5/25)	48 (2H) vs. Kentucky (1/28/25)
Low	15 (1H) at Florida (1/7/25)	15 x2; (2H) vs. UT Martin (11/27/24) and (1H) vs. Western Carolina (12/17/24)
Field Goals Made	37 vs. Austin Peay (11/17/24)	31 at Ole Miss (3/5/25)
Low	12 at Florida (1/7/25)	12 vs. UT Martin (11/27/24)
Field Goals Made in a Half	19 x3; last (2H) vs. Syracuse (12/3/24)	18 at Ole Miss (3/5/25)
Low	4 (1H) at Florida (1/7/25)	4 (2H) vs. UT Martin (11/27/24)
Field Goals Attempted	72 vs. Kentucky (1/28/25)	68 x2; at Florida (1/7/25) and at Ole Miss (3/5/25)
Low	46 vs. Baylor in Nassau (11/22/24)	49 vs. Virginia in Nassau (11/21/24)
Field-Goal Percentage	63.8 (37-58) vs. Austin Peay (11/17/24)	50.0 x2; (25-50) vs. Kentucky (1/28/25) and (26-52) at Kentucky (2/11/25)
Low	21.4 (12-56) at Florida (1/7/25)	21.9 (14-64) vs. Western Carolina (12/17/24)
3-Pointers Made	13 at Texas A&M (2/22/25)	12 x4; last vs. Vanderbilt (2/15/25)
Low	4 x2; at Florida (1/7/25) and at Auburn (1/25/25)	2 vs. Norfolk State (12/31/24)
3-Pointers Attempted	45 vs. Kentucky (1/28/25)	39 x2; last vs. Western Carolina (12/17/24)
Low	14 vs. Austin Peay (11/17/24)	13 vs. Norfolk State (12/31/24)
3-Point Percentage	66.7 (10-15) vs. Missouri (2/5/25)	50.0 x2; (12-24) vs. Kentucky (1/28/25) and (12-24) at Kentucky (2/11/25)
Low	13.8 (4-29) at Florida (1/7/25)	14.8 (4-27) vs. Florida (2/1/25)
Free Throws Made	25 vs. Auburn in Nashville (3/15/25)	30 at Illinois (12/14/24)
Low	5 vs. Virginia in Nassau (11/21/24)	2 vs. Western Carolina (12/17/24)
Free Throws Attempted	35 vs. Texas in Nashville (3/14/25)	36 at Illinois (12/14/24)
Low	10 3x; last vs. Georgia (1/15/25)	4 vs. Western Carolina (12/17/24)
Free-Throw Percentage	100.0 (10-10) vs. Georgia (1/15/25)	100.0 x2; (13-13) at Louisville (11/9/24) and (12-12) at Oklahoma (2/8/25)
Low	42.9 (9-21) vs. South Carolina (3/8/25)	46.2 (6-13) vs. Arkansas (1/4/25)
Total Rebounds	51 vs. Arkansas (1/4/25)	56 at Florida (1/7/25)
Low	25 at Vanderbilt (1/18/25)	17 vs. Montana (11/13/24)
Offensive Rebounds	24 vs. Arkansas (1/4/25)	19 at Florida (1/7/25)
Low	4 vs. Vanderbilt (2/15/25)	3 at Kentucky (2/11/25)
Defensive Rebounds	34 vs. Western Carolina (12/17/24)	37 at Florida (1/7/25)
Low	17 x2; vs. Georgia (1/15/25) and at Vanderbilt (1/18/25)	13 x3; last at Texas (1/11/25)
Assists	24 vs. Montana (11/13/24)	16 at Texas A&M (2/22/25)
Low	6 x2; at Illinois (12/14/24) and at Florida (1/7/25)	5 x2; vs. Middle Tennessee (12/23/24) and vs. Florida (2/1/25)
Blocks	10 vs. Austin Peay (11/17/24)	10 vs. Arkansas (1/4/25)
Low	1 vs. Arkansas (1/4/25)	0 x5; last at Ole Miss (3/5/25)
Steals	17 vs. Western Carolina (12/17/24)	12 at Louisville (11/9/24)
Low	1 vs. Vanderbilt (2/15/25)	0 vs. Virginia in Nassau (11/21/24)
Turnovers	20 at Louisville (11/9/24)	23 vs. Western Carolina (12/17/24)
Low	5 x2; vs. Kentucky (1/28/25) and vs. Vanderbilt (2/15/25)	5 x2; at Texas (1/11/25) and at Ole Miss (3/5/25)
Fouls	24 at Illinois (12/14/24)	25 x2; vs. Austin Peay (11/17/24) and vs. Texas in Nashville (3/14/25)
Low	8 x2; vs. UT Martin (11/27/24) and vs. Western Carolina (12/17/24)	12 vs. Miami in New York City (12/10/24)
Dunks	8 x4; last vs. Georgia (1/15/25)	4 vs. Kentucky (1/28/25)
Low	0 vs. Auburn in Nashville (3/15/25)	0 x8; last vs. Georgia (1/15/25)

# TENNESSEE BASKETBALL

## BOX SCORES



Official Basketball Box Score - Final														
Garden-Way at Tennessee														
11/20/24 Post-Game Report, Knoxville, Tennessee														
Game Time: 7:02 PM														
Game Duration: 1:59														
Attendance: 12,073														
Official: RB Burrell, Jr., Victor Vinyard, Todd, Jason Gering														
Record: 9-1														
NO. Name	Min	FG	3P	FT	Rebounds	Fouls	TP	AS	TO	ST	Blocks	pts	reb	bl
1 Adamson Batsum	17:03	1-3	0-0	1-2	4	1	1	1	0	0	0	3	1	1
1 Anthony Selden	30:57	4-8	1-4	1-3	4	13	3	0	1	0	0	9	3	0
1 Jamari Mann	6:05	4-8	1-2	1-4	1	3	5	0	2	0	0	0	0	0
6 Danny Simmons Jr.	30:04	4-8	1-2	1-4	1	3	5	0	2	0	0	0	0	0
14 Shohar Lazar	6:07	0-4	0-1	0-0	1	1	0	0	0	0	0	0	0	0
21 Chaz Lanier	28:02	1-6	0-0	0-0	0	2	1	2	1	0	0	0	0	0
24 Isiah Richards	06:07	1-2	0-0	0-0	0	1	0	0	0	0	0	0	0	0
22 Brandon Mykailo	13:59	2-3	0-0	0-0	2	2	4	0	0	0	0	1	1	0
11 Jacob Hudson	16:27	0-5	0-1	0-0	0	0	0	0	0	0	0	0	0	0
6 Tate Youngblood	06:02	0-0	0-0	0-0	1	1	0	0	0	0	0	0	0	0
<b>Totals</b>	<b>24:55</b>	<b>6-23</b>	<b>1-5</b>	<b>2-5</b>	<b>13</b>	<b>15</b>	<b>4</b>	<b>1</b>	<b>6</b>	<b>1</b>	<b>2</b>	<b>16</b>	<b>3</b>	<b>2</b>

Technical Fouls: NONE														
Record: 1-0														
NO. Name	Min	FG	3P	FT	Rebounds	Fouls	TP	AS	TO	ST	Blocks	pts	reb	bl
7 Igor Milic Jr.	17:04	2-6	0-1	2-3	1	3	2	2	0	0	0	0	0	0
34 Felix Okpara	25:04	0-3	0-0	2-4	4	5	4	2	0	3	0	0	0	0
2 Chaz Lanier	36:07	7-12	4-6	0	1	1	1	2	0	0	0	0	0	0
3 Zake Ziegler	1:07	0-1	0-0	0-0	3	15	0	0	0	0	0	0	0	0
15 Jamari Mashack	28:02	2-4	0-0	2-4	1	2	10	1	2	4	0	0	0	0
11 Jordan Galey	27:50	7-9	0-0	0	2	2	0	1	0	0	0	0	0	0
12 Cade Phillips	02:07	0-3	0-1	0-0	0	1	0	0	0	0	0	0	0	0
43 Cameron Carr	11:02	1-3	0-0	0-0	1	1	1	1	2	0	0	0	0	0
13 J.P. Estrella	11:12	0-2	0-0	0-0	2	1	0	4	0	0	0	0	0	0
<b>Totals</b>	<b>28:55</b>	<b>8-23</b>	<b>1-5</b>	<b>2-5</b>	<b>19</b>	<b>16</b>	<b>11</b>	<b>3</b>	<b>2</b>	<b>1</b>	<b>2</b>	<b>16</b>	<b>3</b>	<b>2</b>

Technical Fouls: NONE														
Record: 1-0														
NO. Name	Min	FG	3P	FT	Rebounds	Fouls	TP	AS	TO	ST	Blocks	pts	reb	bl
7 Igor Milic Jr.	17:04	2-6	0-1	2-3	1	3	2	2	0	0	0	0	0	0
34 Felix Okpara	25:04	0-3	0-0	2-4	4	5	4	2	0	3	0	0	0	0
2 Chaz Lanier	36:07	7-12	4-6	0	1	1	1	2	0	0	0	0	0	0
3 Zake Ziegler	1:07	0-1	0-0	0-0	3	15	0	0	0	0	0	0	0	0
15 Jamari Mashack	28:02	2-4	0-0	2-4	1	2	10	1	2	4	0	0	0	0
11 Jordan Galey	27:50	7-9	0-0	0	2	2	0	1	0	0	0	0	0	0
12 Cade Phillips	02:07	0-3	0-1	0-0	0	1	0	0	0	0	0	0	0	0
43 Cameron Carr	11:02	1-3	0-0	0-0	1	1	1	1	2	0	0	0	0	0
13 J.P. Estrella	11:12	0-2	0-0	0-0	2	1	0	4	0	0	0	0	0	0
<b>Totals</b>	<b>28:55</b>	<b>8-23</b>	<b>1-5</b>	<b>2-5</b>	<b>19</b>	<b>16</b>	<b>11</b>	<b>3</b>	<b>2</b>	<b>1</b>	<b>2</b>	<b>16</b>	<b>3</b>	<b>2</b>

Technical Fouls: NONE														
Record: 1-0														
NO. Name	Min	FG	3P	FT	Rebounds	Fouls	TP	AS	TO	ST	Blocks	pts	reb	bl
7 Igor Milic Jr.	17:04	2-6	0-1	2-3	1	3	2	2	0	0	0	0	0	0
34 Felix Okpara	25:04	0-3	0-0	2-4	4	5	4	2	0	3	0	0	0	0
2 Chaz Lanier	36:07	7-12	4-6	0	1	1	1	2	0	0	0	0	0	0
3 Zake Ziegler	1:07	0-1	0-0	0-0	3	15	0	0	0	0	0	0	0	0
15 Jamari Mashack	28:02	2-4	0-0	2-4	1	2	10	1	2	4	0	0	0	0
11 Jordan Galey	27:50	7-9	0-0	0	2	2	0	1	0	0	0	0	0	0
12 Cade Phillips	02:07	0-3	0-1	0-0	0	1	0	0	0	0	0	0	0	0
43 Cameron Carr	11:02	1-3	0-0	0-0	1	1	1	1	2	0	0	0	0	0
13 J.P. Estrella	11:12	0-2	0-0	0-0	2	1	0	4	0	0	0	0	0	0
<b>Totals</b>	<b>28:55</b>	<b>8-23</b>	<b>1-5</b>	<b>2-5</b>	<b>19</b>	<b>16</b>	<b>11</b>	<b>3</b>	<b>2</b>	<b>1</b>	<b>2</b>	<b>16</b>	<b>3</b>	<b>2</b>

Technical Fouls: NONE														
Record: 1-0														
NO. Name	Min	FG	3P	FT	Rebounds	Fouls	TP	AS	TO	ST	Blocks	pts	reb	bl
7 Igor Milic Jr.	17:04	2-6	0-1	2-3	1	3	2	2	0	0	0	0	0	0
34 Felix Okpara	25:04	0-3	0-0	2-4	4	5	4	2	0	3	0	0	0	0
2 Chaz Lanier	36:07	7-12	4-6	0	1	1	1	2	0	0	0	0	0	0
3 Zake Ziegler	1:07	0-1	0-0	0-0	3	15	0	0	0	0	0	0	0	0
15 Jamari Mashack	28:02	2-4	0-0	2-4	1	2	10	1	2	4	0	0	0	0
11 Jordan Galey	27:50	7-9	0-0	0	2	2	0	1	0	0	0	0	0	0
12 Cade Phillips	02:07	0-3	0-1	0-0	0	1	0	0	0	0	0	0	0	0
43 Cameron Carr	11:02	1-3	0-0	0-0	1	1	1	1	2	0	0	0	0	0
13 J.P. Estrella	11:12	0-2	0-0	0-0	2	1	0	4	0	0	0	0	0	0
<b>Totals</b>	<b>28:55</b>	<b>8-23</b>	<b>1-5</b>	<b>2-5</b>	<b>19</b>	<b>16</b>	<b>11</b>	<b>3</b>	<b>2</b>	<b>1</b>	<b>2</b>	<b>16</b>	<b>3</b>	<b>2</b>

Technical Fouls: NONE														
Record: 1-0														
NO. Name	Min	FG	3P	FT	Rebounds	Fouls	TP	AS	TO	ST	Blocks	pts	reb	bl
7 Igor Milic Jr.	17:04	2-6	0-1	2-3	1	3	2	2	0	0	0	0	0	0
34 Felix Okpara	25:04	0-3	0-0	2-4	4	5	4	2	0	3	0	0	0	0
2 Chaz Lanier	36:07	7-12	4-6	0	1	1	1	2	0	0	0	0	0	0
3 Zake Ziegler	1:07	0-1	0-0	0-0	3	15	0	0	0	0	0	0	0	0
15 Jamari Mashack	28:02	2-4	0-0	2-4	1	2	10	1	2	4	0	0	0	0
11 Jordan Galey	27:50	7-9	0-0	0	2	2	0	1	0	0	0	0	0	0
12 Cade Phillips	02:07	0-3	0-1	0-0	0	1	0	0	0	0	0	0	0	0
43 Cameron Carr	11:02	1-3	0-0	0-0	1	1	1	1	2	0	0	0	0	0
13 J.P. Estrella	11:12	0-2	0-0	0-0	2	1	0	4	0	0	0	0	0	0
<b>Totals</b>	<b>28:55</b>	<b>8-23</b>	<b>1-5</b>	<b>2-5</b>	<b>19</b>	<b>16</b>	<b>11</b>	<b>3</b>	<b>2</b>	<b>1</b>	<b>2</b>	<b>16</b>	<b>3</b>	<b>2</b>

Technical Fouls: NONE														
Record: 1-0														
NO. Name	Min	FG	3P	FT	Rebounds	Fouls	TP	AS	TO	ST	Blocks	pts	reb	bl
7 Igor Milic Jr.	17:04	2-6	0-1	2-3	1	3	2	2	0	0	0	0	0	0
34 Felix Okpara	25:04	0-3	0-0	2-4	4	5	4	2	0	3	0	0	0	0
2 Chaz Lanier	36:07	7-12	4-6	0	1	1	1	2	0	0	0	0	0	0
3 Zake Ziegler	1:07	0-1	0-0	0-0	3	15	0	0	0	0	0	0	0	0
15 Jamari Mashack	28:02	2-4	0-0	2-4	1	2	10	1	2	4	0	0	0	0
11 Jordan Galey	27:50	7-9	0-0	0	2	2	0	1	0	0	0	0	0	0
12 Cade Phillips	02:07	0-3	0-1	0-0	0	1	0	0	0	0	0	0	0	0
43 Cameron Carr	11:02	1-3	0-0	0-0	1	1	1	1	2	0	0	0	0	0
13 J.P. Estrella	11:12	0-2	0-0	0-0	2	1	0	4	0	0	0	0	0	0
<b>Totals</b>	<b>28:55</b>	<b>8-23</b>	<b>1-5</b>	<b>2-5</b>	<b>19</b>	<b>16</b>	<b>11</b>	<b>3</b>	<b>2</b>	<b>1</b>	<b>2</b>	<b>16</b>	<b>3</b>	<b>2</b>

Record: 7-8															Technical Fouls: NONE														
NO. NAME		pts	reb	ast	fg	3p	ft	rebounds	pts	reb	ast	fg	3p	ft	blocks	Shooting Percentage													
		pts	reb	ast	fg	3p	ft	rebounds	pts	reb	ast	fg	3p	ft	blocks	pts	reb	ast											
1	Tray Mims, Jr.	28:53	4-9	1-5	0	0	4	9	13	2	1	9	1	2	1	2	26	34											
2	Chaz Lister	28:53	4-9	1-5	0	0	4	9	13	2	1	9	1	2	1	2	26	34											
3	Tray Mims, Jr.	28:53	4-9	1-5	0	0	4	9	13	2	1	9	1	2	1	2	26	34											
4	Chaz Lister	28:53	4-9	1-5	0	0	4	9	13	2	1	9	1	2	1	2	26	34											
5	Zaka Zenger	28:53	4-9	1-5	0	0	4	9	13	2	1	9	1	2	1	2	26	34											
6	Chaz Lister	28:53	4-9	1-5	0	0	4	9	13	2	1	9	1	2	1	2	26	34											
7	Jordan Gasky	28:53	3-7	1-3	0	0	3	3	3	0	0	3	0	2	0	1	23	33											
8	Jordan Gasky	28:53	3-7	1-3	0	0	3	3	3	0	0	3	0	2	0	1	23	33											
9	Jefferson Davis	28:53	3-7	1-3	0	0	3	3	3	0	0	3	0	2	0	1	23	33											
10	Jefferson Davis	28:53	3-7	1-3	0	0	3	3	3	0	0	3	0	2	0	1	23	33											
11	Jefferson Davis	28:53	3-7	1-3	0	0	3	3	3	0	0	3	0	2	0	1	23	33											
12	Jefferson Davis	28:53	3-7	1-3	0	0	3	3	3	0	0	3	0	2	0	1	23	33											
13	Jefferson Davis	28:53	3-7	1-3	0	0	3	3	3	0	0	3	0	2	0	1	23	33											
14	Jefferson Davis	28:53	3-7	1-3	0	0	3	3	3	0	0	3	0	2	0	1	23	33											
15	Jefferson Davis	28:53	3-7	1-3	0	0	3	3	3	0	0	3	0	2	0	1	23	33											
16	Jefferson Davis	28:53	3-7	1-3	0	0	3	3	3	0	0	3	0	2	0	1	23	33											
17	Jefferson Davis	28:53	3-7	1-3	0	0	3	3	3	0	0	3	0	2	0	1	23	33											
18	Jefferson Davis	28:53	3-7	1-3	0	0	3	3	3	0	0	3	0	2	0	1	23	33											
19	Jefferson Davis	28:53	3-7	1-3	0	0	3	3	3	0	0	3	0	2	0	1	23	33											
20	Jefferson Davis	28:53	3-7	1-3	0	0	3	3	3	0	0	3	0	2	0	1	23	33											
21	Jefferson Davis	28:53	3-7	1-3	0	0	3	3	3	0	0	3	0	2	0	1	23	33											
22	Jefferson Davis	28:53	3-7	1-3	0	0	3	3	3	0	0	3	0	2	0	1	23	33											
23	Jefferson Davis	28:53	3-7	1-3	0	0	3	3	3	0	0	3	0	2	0	1	23	33											
24	Jefferson Davis	28:53	3-7	1-3	0	0	3	3	3	0	0	3	0	2	0	1	23	33											
25	Jefferson Davis	28:53	3-7	1-3	0	0	3	3	3	0	0	3	0	2	0	1	23	33											
26	Jefferson Davis	28:53	3-7	1-3	0	0	3	3	3	0	0	3	0	2	0	1	23	33											
27	Jefferson Davis	28:53	3-7	1-3	0	0	3	3	3	0	0	3	0	2	0	1	23	33											
28	Jefferson Davis	28:53	3-7	1-3	0	0	3	3	3	0	0	3	0	2	0	1	23	33											
29	Jefferson Davis	28:53	3-7	1-3	0	0	3	3	3	0	0	3	0	2	0	1	23	33											
30	Jefferson Davis	28:53	3-7	1-3	0	0	3	3	3	0	0	3	0	2	0	1	23	33											
31	Jefferson Davis	28:53	3-7	1-3	0	0	3	3	3	0	0	3	0	2	0	1	23	33											
32	Jefferson Davis	28:53	3-7	1-3	0	0	3	3	3	0	0	3	0	2	0	1	23	33											
33	Jefferson Davis	28:53	3-7	1-3	0	0	3	3	3	0	0	3	0	2	0	1	23	33											
34	Jefferson Davis	28:53	3-7	1-3	0	0	3	3	3	0	0	3	0	2	0	1	23	33											
35	Jefferson Davis	28:53	3-7	1-3	0	0	3	3	3	0	0	3	0	2	0	1	23	33											
36	Jefferson Davis	28:53	3-7	1-3	0	0	3	3	3	0	0	3	0	2	0	1	23	33											
37	Jefferson Davis	28:53	3-7	1-3	0	0	3	3	3	0	0	3	0	2	0	1	23	33											
38	Jefferson Davis	28:53	3-7	1-3	0	0	3	3	3	0	0	3	0	2	0	1	23	33											
39	Jefferson Davis	28:53	3-7	1-3	0	0	3	3	3	0	0	3	0	2	0	1	23	33											
40	Jefferson Davis	28:53	3-7	1-3	0	0	3	3	3	0	0	3	0	2	0	1	23	33											
41	Jefferson Davis	28:53	3-7	1-3	0	0	3	3	3	0	0	3	0	2	0	1	23	33											
42	Jefferson Davis	28:53	3-7	1-3	0	0	3	3	3	0	0	3	0	2	0	1	23	33											
43	Jefferson Davis	28:53	3-7	1-3	0	0	3	3	3	0	0	3	0	2	0	1	23	33											
44	Jefferson Davis	28:53	3-7	1-3	0	0	3	3	3	0	0	3	0	2	0	1	23	33											
45	Jefferson Davis	28:53	3-7	1-3	0	0	3	3	3	0	0	3	0	2	0	1	23	33											
46	Jefferson Davis	28:53	3-7	1-3	0	0	3	3	3	0	0	3	0	2	0	1	23	33											
47	Jefferson Davis	28:53	3-7	1-3	0	0	3	3	3	0	0	3	0	2	0	1	23	33											
48	Jefferson Davis	28:53	3-7	1-3	0	0	3	3	3	0	0	3	0	2	0	1	23	33											
49	Jefferson Davis	28:53	3-7	1-3	0	0	3	3	3	0	0	3	0	2	0	1	23	33											
50	Jefferson Davis	28:53	3-7	1-3	0	0	3	3	3	0	0	3	0	2	0	1	23	33											
51	Jefferson Davis	28:53	3-7	1-3	0	0	3	3	3	0	0	3	0	2	0	1	23	33											
52	Jefferson Davis	28:53	3-7	1-3	0	0	3	3	3	0	0	3	0	2	0	1	23	33											
53	Jefferson Davis	28:53	3-7	1-3	0	0	3	3	3	0	0	3	0	2	0	1	23	33											
54	Jefferson Davis	28:53	3-7	1-3	0	0	3	3	3	0	0	3	0	2	0	1	23	33											
55	Jefferson Davis	28:53	3-7	1-3	0	0	3	3	3	0	0	3	0	2	0	1	23	33											
56	Jefferson Davis	28:53	3-7	1-3	0	0	3	3	3	0	0	3	0	2	0	1	23	33											
57	Jefferson Davis	28:53	3-7	1-3	0	0	3	3	3	0	0	3	0	2	0	1	23	33											
58	Jefferson Davis	28:53	3-7	1-3	0	0	3	3	3	0	0	3	0	2	0	1	23	33											
59	Jefferson Davis	28:53	3-7	1-3	0	0	3	3	3	0	0	3	0	2	0	1	23	33											
60	Jefferson Davis	28:53	3-7	1-3	0	0	3	3	3	0	0	3	0	2	0	1	23	33											
61	Jefferson Davis	28:53	3-7	1-3	0	0	3	3	3	0	0	3	0	2	0	1	23	33											
62	Jefferson Davis	28:53	3-7	1-3	0	0	3	3	3	0	0	3	0	2	0	1	23	33											
63	Jefferson Davis	28:53	3-7	1-3	0	0	3	3	3	0	0	3	0	2	0	1	23	33											
64	Jefferson Davis	28:53	3-7	1-3	0	0	3	3	3	0	0	3	0	2	0	1	23	33											
65	Jefferson Davis	28:53	3-7	1-3	0	0	3	3	3	0	0	3	0	2	0	1	23	33											
66	Jefferson Davis	28:53	3-7	1-3	0	0	3	3	3	0	0	3	0	2	0	1	23	33											
67	Jefferson Davis	28:53	3-7	1-3	0	0	3	3	3	0	0	3	0	2	0	1	23	33											
68	Jefferson Davis	28:53	3-7	1-3	0	0	3	3	3	0	0	3	0	2	0	1	23	33											
69	Jefferson Davis	28:53	3-7	1-3	0	0	3	3	3	0	0	3	0	2	0	1	23	33											
70	Jefferson Davis	28:53	3-7	1-3	0	0	3	3	3	0	0	3	0	2	0	1	23	33											
71	Jefferson Davis	28:53	3-7	1-3	0	0	3	3	3	0	0	3	0	2	0	1	23	33											
72	Jefferson Davis	28:53	3-7	1-3	0	0	3	3	3	0	0	3	0	2	0	1	23	33											
73	Jefferson Davis	28:53	3-7	1-3	0	0	3	3	3	0	0	3	0	2	0	1	23	33											
74	Jefferson Davis	28:53	3-7	1-3	0	0	3	3	3	0	0	3	0	2	0	1	23	33											
75	Jefferson Davis	28:53	3-7	1-3	0	0	3	3	3	0	0	3	0	2	0	1	23	33											
76	Jefferson Davis	28:53	3-7	1-3	0	0	3	3	3	0	0	3	0	2	0	1	23	33											
77	Jefferson Davis	28:53	3-7	1-3	0	0	3	3	3	0	0	3	0	2	0	1	23	33											
78	Jefferson Davis	28:53	3-7	1-3	0	0	3	3	3	0	0	3	0	2	0	1	23	33											
79	Jefferson Davis	28:53	3-7	1-3	0	0	3	3	3	0	0	3	0	2	0	1	23	33											
80	Jefferson Davis	28:53	3-7	1-3	0	0	3	3	3	0	0	3	0	2	0	1	23	33											
81	Jefferson Davis	28:53	3-7	1-3	0	0	3	3	3	0	0	3	0	2	0	1	23	33											
82	Jefferson Davis	28:53	3-7	1-3	0	0	3	3	3	0	0	3	0	2	0	1	23	33											
83	Jefferson Davis	28:53	3-7	1-3	0	0	3	3	3	0	0	3	0	2	0	1	23	33											
84	Jefferson Davis	28:53	3-7	1-3	0	0	3	3	3	0	0	3	0	2	0	1	23	33											
85	Jefferson Davis	28:53	3-7	1-3	0	0	3	3	3	0	0	3	0	2	0	1	23	33											
86	Jefferson Davis	28:53	3-7	1-3	0	0	3	3	3	0	0	3	0	2	0	1	23	33											
87	Jefferson Davis	28:53	3-7	1-3	0	0	3	3	3	0	0	3	0	2	0	1	23	33											
88	Jefferson Davis	28:53	3-7	1-3	0	0	3	3	3	0	0	3	0	2	0	1	23	33											
89	Jefferson Davis	28:53	3-7	1-3	0	0	3	3	3	0	0	3	0	2	0	1	23	33											
90	Jefferson Davis	28:53	3-7	1-3	0	0	3	3	3	0	0	3	0	2	0	1	23	33											
91	Jefferson Davis	28:53	3-7	1-3	0	0	3	3	3	0	0	3	0	2	0	1	23	33											
92	Jefferson Davis	28:53	3-7	1-3	0	0	3	3	3	0	0	3	0	2	0	1	23	33											
93	Jefferson Davis	28:53	3-7	1-3	0	0	3																						





# BOX SCORES



## Kentucky

Official Basketball Box Score - Final  
 Game Time: 7:02 PM  
 Game Duration: 2:05  
 Attendance: 12,080

Opponents: Joe Lunday, Valerio Vinyard, Tadeo, Sean Dwyer

Record: 25-5 (7-5)												
NO. Name	Min	FG	3P	FT	Rebounds	Fouls	TP	AS	TO	ST	Blocks	+
1 Igor Milic Jr.	27:30	6-9	3-4	3-3	9	4	10	1	1	2	0	1
34 Felix Okpara	26:24	5-6	0-0	4-4	5	4	2	8	0	1	1	1
2 Chaz Lanier	31:03	3-13	0-7	4-4	2	4	6	4	10	1	0	1
5 Zakai Ziegler	30:59	7-11	0-2	3-4	9	1	2	2	17	4	2	0
15 Jahma Mashack	30:20	0-1	0-0	1-2	3	3	0	0	1	1	0	1
11 Jordan Gainey	32:10	4-12	0-4	0-0	5	5	2	1	8	3	0	0
12 Cade Phillips	11:30	1-2	0-0	3-4	2	2	2	0	0	0	0	0
8 Darlstone Dubur	03:58	0-2	0-0	0-0	0	0	0	0	0	0	0	0
Team					1	2			0			
Totals	23:54	33-58	15-19	8-25	33	16	14	64	11	3	6	2

Technical Fouls: NONE

Record: 12-7 (5-5)												
NO. Name	Min	FG	3P	FT	Rebounds	Fouls	TP	AS	TO	ST	Blocks	+
15 Andy Amoroso	F22:09	4-5	2-3	3-3	1	1	1	2	13	0	0	0
22 Amir Williams	F21:01	3-5	0-0	0-1	0-3	3	4	3	6	2	3	0
30 Olegas Oresh	F21:02	4-11	1-1	4-6	2	4	6	2	13	2	0	2
1 Lamont Butler	G20:46	3-6	0-0	0-0	0-0	3	3	1	8	4	0	0
4 Kody Drea	G21:14	4-9	0-0	0-1	1	0	2	11	2	2	0	0
7 Andrew Carr	18:07	0-3	0-2	0-2	0-2	0-2	0-2	0-2	0-2	0-2	0-2	0-2
11 Travis Perry	17:55	2-3	0-0	0-0	0-0	0-0	0-0	0-0	0-0	0-0	0-0	0-0
10 Brandon Garret	17:30	2-5	1-3	0-0	0-2	2	0	0	1	1	0	1
9 Trent Noah	18:46	3-4	3-4	2-2	0-2	2	1	1	1	1	0	0
5 Colin Chandler	02:54	0-0	0-0	0-0	0-0	0-0	0-0	0-0	0-0	0-0	0-0	0-0
Team					0	3			0			
Totals	35:52	32-54	12-14	13-25	38	16	15	73	15	5	4	2

Technical Fouls: NONE

Record: 12-7 (5-5)												
NO. Name	Min	FG	3P	FT	Rebounds	Fouls	TP	AS	TO	ST	Blocks	+
15 Andy Amoroso	F22:09	4-5	2-3	3-3	1	1	1	2	13	0	0	0
22 Amir Williams	F21:01	3-5	0-0	0-1	0-3	3	4	3	6	2	3	0
30 Olegas Oresh	F21:02	4-11	1-1	4-6	2	4	6	2	13	2	0	2
1 Lamont Butler	G20:46	3-6	0-0	0-0	0-0	3	3	1	8	4	0	0
4 Kody Drea	G21:14	4-9	0-0	0-1	1	0	2	11	2	2	0	0
7 Andrew Carr	18:07	0-3	0-2	0-2	0-2	0-2	0-2	0-2	0-2	0-2	0-2	0-2
11 Travis Perry	17:55	2-3	0-0	0-0	0-0	0-0	0-0	0-0	0-0	0-0	0-0	0-0
10 Brandon Garret	17:30	2-5	1-3	0-0	0-2	2	0	0	1	1	0	1
9 Trent Noah	18:46	3-4	3-4	2-2	0-2	2	1	1	1	1	0	0
5 Colin Chandler	02:54	0-0	0-0	0-0	0-0	0-0	0-0	0-0	0-0	0-0	0-0	0-0
Team					0	3			0			
Totals	35:52	32-54	12-14	13-25	38	16	15	73	15	5	4	2

Technical Fouls: NONE

Record: 23-5 (10-5)												
NO. Name	Min	FG	3P	FT	Rebounds	Fouls	TP	AS	TO	ST	Blocks	+
7 Igor Milic Jr.	F27:08	2-9	0-3	0-2	4	3	7	1	3	4	0	1
34 Felix Okpara	G24:54	6-6	0-0	3-3	2	5	7	2	15	0	0	0
2 Chaz Lanier	G21:27	6-11	0-3	3-3	4	2	10	0	1	1	1	1
5 Zakai Ziegler	G24:54	11-15	4-6	0-0	0	2	5	17	3	4	0	0
15 Jahma Mashack	G21:25	1-2	0-0	4-4	4	4	9	1	0	1	0	1
11 Jordan Gainey	G20:21	0-1	0-0	0-0	0-0	0-0	0-0	0-0	0-0	0-0	0-0	0-0
12 Cade Phillips	12:06	0-0	0-0	1-2	1	2	2	1	0	0	0	0
8 Darlstone Dubur	05:58	0-1	0-0	0-0	1	0	1	0	1	1	0	0
12 Bishop Bowser	03:25	0-0	0-0	0-0	1	1	0	0	0	0	0	0
Team					0	2			0			
Totals	25:58	32-51	13-21	17-27	44	17	18	65	1	6	2	0

Technical Fouls: NONE

Record: 14-14 (5-12)												
NO. Name	Min	FG	3P	FT	Rebounds	Fouls	TP	AS	TO	ST	Blocks	+
10 Damon Collins	F20:58	3-4	1-1	0-0	1	2	3	4	9	0	2	1
10 Vyniosius Miller	G22:27	0-1	0-0	0-0	0-0	0-0	0-0	0-0	0-0	0-0	0-0	0-0
3 Curtis Green III	G26:31	3-9	2-7	0-0	1	2	3	1	8	0	0	0
4 DJ Bailey	G26:27	5-8	1-2	1-1	2	1	5	2	0	0	0	1
5 Cam Carter	G26:31	3-5	1-1	1-1	1	3	12	2	0	0	0	0
1 Jordan Sears	15:22	0-4	0-3	0-0	1	1	3	1	2	1	0	0
6 Robert Miller III	19:04	2-2	0-0	0-1	2	7	9	4	3	4	1	0
2 Mike Williams III	12:59	1-2	0-0	0-0	0	1	0	0	0	0	0	0
11 Corey Chitt	03:23	0-1	0-0	0-0	0	0	0	0	0	0	0	0
Team					2	4	6		0			
Totals	27:51	7-27	10-18	3-20	18	17	38	10	2	4	0	0

Technical Fouls: NONE

Record: 14-14 (5-12)												
NO. Name	Min	FG	3P	FT	Rebounds	Fouls	TP	AS	TO	ST	Blocks	+
10 Damon Collins	F20:58	3-4	1-1	0-0	1	2	3	4	9	0	2	1
10 Vyniosius Miller	G22:27	0-1	0-0	0-0	0-0	0-0	0-0	0-0	0-0	0-0	0-0	0-0
3 Curtis Green III	G26:31	3-9	2-7	0-0	1	2	3	1	8	0	0	0
4 DJ Bailey	G26:27	5-8	1-2	1-1	2	1	5	2	0	0	0	1
5 Cam Carter	G26:31	3-5	1-1	1-1	1	3	12	2	0	0	0	0
1 Jordan Sears	15:22	0-4	0-3	0-0	1	1	3	1	2	1	0	0
6 Robert Miller III	19:04	2-2	0-0	0-1	2	7	9	4	3	4	1	0
2 Mike Williams III	12:59	1-2	0-0	0-0	0	1	0	0	0	0	0	0
11 Corey Chitt	03:23	0-1	0-0	0-0	0	0	0	0	0	0	0	0
Team					2	4	6		0			
Totals	27:51	7-27	10-18	3-20	18	17	38	10	2	4	0	0

Technical Fouls: NONE

Record: 12-19 (5-18)												
NO. Name	Min	FG	3P	FT	Rebounds	Fouls	TP	AS	TO	ST	Blocks	+
6 Nick Prigge	F23:32	2-11	0-2	0-0	5	9	14	3	1	0	0	0
30 Colin Murphy-Boyles	F25:44	3-7	0-0	1-2	3	3	2	7	2	0	0	0
1 Jacob Wright	G22:17	0-4	0-0	0-0	0	0	0	0	1	2	0	1
2 Zachary Davis	G26:03	3-11	0-7	4-4	2	5	7	1	10	3	1	0
6 Jamari Thomas	G24:15	5-15	4-11	6-7	2	2	4	4	0	0	0	1
9 Jordan Butler	16:07	0-1	0-0	0-0	0	0	0	0	0	0	0	0
15 Morris Ugueto	22:01	1-4	0-0	0-0	0	3	0	1	3	0	0	0
21 Aaron Conyers	13:44	3-4	0-0	0-0	0	0	0	0	0	0	0	0
31 Benjamin Bismarck-Vindor	05:19	0-0	0-0	0-0	0	0	0	0	0	0	0	0
Team					2	1			0			
Totals	30:57	8-38	17-32	11-21	32	16	17	63	13	9	1	4

Technical Fouls: NONE

Record: 24-12 (9-6)												
NO. Name	Min	FG	3P	FT	Rebounds	Fouls	TP	AS	TO	ST	Blocks	+
7 Igor Milic Jr.	F25:38	10-10	2-2	1-1	2	3	5	1	1	2	0	0
34 Felix Okpara	G22:58	2-3	0-0	0-0	1	1	5	4	0	1	0	1
2 Chaz Lanier	G22:58	1-3	0-0	0-0	4	1	5	2	3	0	0	0
5 Zakai Ziegler	G24:54	0-2	0-0	1-2	3	3	4	1	5	0	0	0
15 Jahma Mashack	G27:18	2-3	0-0	0-0	0	0	0	0	0	0	0	0
8 Darlstone Dubur	06:40	0-0	0-0	0-0	0	0	0	0	0	0	0	0
11 Jordan Gainey	20:14	0-0	0-0	0-0	0	0	0	0	0	0	0	0
12 Cade Phillips	23:14	6-8	0-0	3-6	4	4	4	4	15	0	0	0
3 Bishop Bowser	04:40	0-0	0-0	0-0	0	0	0	0	0	0	0	0
20 Grant Hurst	00:29	0-1	0-0	0-0	0	0	0	0	0	0	0	0
21 Campbell Duncan	00:13	0-0	0-0	0-0	0	0	0	0	0	0	0	0
32 Gavin Paul	00:13	0-0	0-0	0-0	0	0	0	0	0	0	0	0
Team					1	4			0			
Totals	30:55	32-51	9-21	8-23	31	17	15	75	23	8	4	1

Technical Fouls: NONE

SCAR		TENN		Points from	SCAR	TENN	Period by Period Scoring			
Biggest lead	3 (1 <sup>st</sup> 0:20)	12 (2 <sup>nd</sup> 7:56)		Turnovers	10	11		1st	2nd	TOT
Best Scoring Run	7(1 <sup>st</sup> 4:40)	7(2 <sup>nd</sup> 12:57)		Paint	24	42	SCAR	34	31	65
Lead Changes	8			Second Chance	12	12				
Times Tied	5			Fast Breaks	0	6	TENN	34	41	75
Time with Lead	03:41	33:51		Bench	12	29				



# 2024-25 Tennessee Men's Basketball Combined Team Statistics In Conference games

Page 1/1  
as of Mar 08, 2025

## Game Records

Record	Overall	Home	Away	Neutral
ALL GAMES	12-6	8-1	4-5	0-0
CONFERENCE	12-6	8-1	4-5	0-0
NON-CONFERENCE	0-0	0-0	0-0	0-0

## Score by Periods

Team	1st	2nd	OT	TOT
Tennessee	566	704	0	1270
Opponents	551	638	0	1189

## Team Box Score

No.	Player				Total		3-Point		F-Throw		Rebounds											
		GP-GS	MIN	AVG	FG-FGA	FG%	3FG-3FGA	3FG%	FT-FTA	FT%	OFF	DEF	TOT	AVG	PF	DQ	A	TO	BLK	STL	PTS	AVG
2	LANIER, Chaz	18-18	587:41	32.6	107-256	.418	54-148	.365	32-43	.744	7	76	83	4.6	30	0	12	22	2	12	300	16.7
5	ZEIGLER, Zakai	17-17	583:50	34.3	72-180	.400	29-84	.345	67-86	.779	13	31	44	2.6	34	0	119	45	3	35	240	14.1
11	GAINEY, Jordan	18-1	508:07	28.2	58-168	.345	20-78	.256	50-64	.781	14	48	62	3.4	36	1	39	19	5	18	186	10.3
7	MILICIC JR., Igor	17-17	462:02	27.2	57-122	.467	25-64	.391	29-39	.744	33	78	111	6.5	46	1	40	29	12	12	168	9.9
34	OKPARA, Felix	18-18	502:23	27.9	60-105	.571	1-1	1.000	28-37	.757	42	75	117	6.5	48	1	9	18	37	4	149	8.3
15	MASHACK, Jahmai	18-18	495:14	27.5	39-83	.470	10-22	.455	19-27	.704	24	54	78	4.3	39	0	28	16	9	18	107	5.9
12	PHILLIPS, Cade	18-0	229:05	12.7	26-43	.605	0-1	.000	12-27	.444	24	28	52	2.9	39	0	8	6	15	4	64	3.6
8	DUBAR, Darlinstone	18-1	172:56	9.6	21-62	.339	10-37	.270	4-10	.400	12	17	29	1.6	12	0	12	7	3	4	56	3.1
23	HURST, Grant	1-0	00:29	0.5	0-1	.000	0-0	.000	0-0	.000	0	0	0	0.0	0	0	0	0	0	0	0	0.0
3	BOSWELL, Bishop	15-0	57:35	3.8	0-6	.000	0-5	.000	0-0	.000	0	8	8	0.5	3	0	8	7	0	3	0	0.0
21	DUNCAN, Campbell	1-0	00:13	0.2	0-0	.000	0-0	.000	0-0	.000	0	0	0	0.0	0	0	0	0	0	0	0	0.0
24	PAULL, Gavin	1-0	00:13	0.2	0-0	.000	0-0	.000	0-0	.000	0	0	0	0.0	0	0	0	0	0	0	0	0.0
Team											37	27	64					19				
Total		18	3600		440-1026	.429	149-440	.339	241-333	.724	206	442	648	36.0	287	3	275	188	86	110	1270	70.6
Opponents		18	3600		409-1029	.397	138-460	.300	233-316	.737	197	407	604	33.6	305	3	200	187	66	106	1189	66.1

## Team Statistics

	UT	OPP
<b>Scoring</b>	<b>1270</b>	<b>1189</b>
Points per game	70.6	66.1
Scoring margin	+4.5	-
<b>Field goals-att</b>	<b>440-1026</b>	<b>409-1029</b>
Field goal pct	.429	.397
<b>3 point fg-att</b>	<b>149-440</b>	<b>138-460</b>
3-point FG pct	.339	.300
3-pt FG made per game	8.3	7.7
<b>Free throws-att</b>	<b>241-333</b>	<b>233-316</b>
Free throw pct	.724	.737
F-Throws made per game	13.4	12.9
<b>Rebounds</b>	<b>648</b>	<b>604</b>
Rebounds per game	36.0	33.6
Rebounding margin	+2.4	-
<b>Assists</b>	<b>275</b>	<b>200</b>
Assists per game	15.3	11.1
<b>Turnovers</b>	<b>188</b>	<b>187</b>
Turnovers per game	10.4	10.4
Turnover margin	-0.1	-
Assist/turnover ratio	1.5	1.1
<b>Steals</b>	<b>110</b>	<b>106</b>
Steals per game	6.1	5.9
<b>Blocks</b>	<b>86</b>	<b>66</b>
Blocks per game	4.8	3.7
<b>Winning streak</b>	<b>1</b>	<b>-</b>
Home win streak	5	-
<b>Attendance</b>	<b>192295</b>	<b>105430</b>
Home games-Avg/Game	9-21366	9-11714
Neutral site-Avg/Game	-	0-0

## Team Results

Date	Opponent		Score	Att.
01/04/2025	Arkansas	W	76-52	21678
01/07/2025	at Florida	L	43-73	11011
01/11/2025	at Texas	W	74-70	10195
01/15/2025	Georgia	W	74-56	19239
01/18/2025	at Vanderbilt	L	75-76	14316
01/21/2025	Mississippi St.	W	68-56	21678
01/25/2025	at Auburn	L	51-53	9121
01/28/2025	Kentucky	L	73-78	22272
02/01/2025	Florida	W	64-44	21678
02/05/2025	Missouri	W	85-81	20002
02/08/2025	at Oklahoma	W	70-52	10162
02/11/2025	at Kentucky	L	64-75	20076
02/15/2025	Vanderbilt	W	81-76	21678
02/22/2025	at Texas A&M	W	77-69	12989
02/25/2025	at LSU	W	65-59	8522
03/01/2025	Alabama	W	79-76	22392
03/05/2025	at Ole Miss	L	76-78	9038
03/08/2025	South Carolina	W	75-65	21678



2024-25 Tennessee Men's Basketball  
Combined Team Statistics  
All games

Page 1/1  
as of Mar 15, 2025

Game Records

Record	Overall	Home	Away	Neutral
ALL GAMES	27-6	16-1	6-5	5-0
CONFERENCE	12-6	8-1	4-5	0-0
NON-CONFERENCE	15-0	8-0	2-0	5-0

Score by Periods

Team	1st	2nd	OT	TOT
Tennessee	1140	1324	0	2464
Opponents	974	1083	0	2057

Team Box Score

No.	Player				Total		3-Point		F-Throw		Rebounds													
		GP-GS	MIN	AVG	FG-FGA	FG%	3FG-3FGA	3FG%	FT-FTA	FT%	OFF	DEF	TOT	AVG	PF	DQ	A	TO	BLK	STL	PTS	AVG		
2	LANIER, Chaz	33-33	1033:34	31.3	211-484	.436	109-270	.404	59-81	.728	16	111	127	3.8	51	1	34	35	4	29	590	17.9		
5	ZEIGLER, Zakai	32-32	1081:55	33.8	129-318	.406	53-169	.314	120-151	.795	17	80	97	3.0	63	1	234	95	9	61	431	13.5		
11	GAINEY, Jordan	33-1	910:13	27.6	112-284	.394	41-137	.299	98-121	.810	27	85	112	3.4	62	1	63	31	14	36	363	11.0		
7	MILICIC JR., Igor	32-32	839:16	26.2	116-245	.473	36-111	.324	58-77	.753	63	164	227	7.1	81	2	68	46	25	22	326	10.2		
34	OKPARA, Felix	33-33	835:37	25.3	100-170	.588	1-1	1.000	41-58	.707	77	130	207	6.3	82	2	10	37	56	8	242	7.3		
15	MASHACK, Jahmai	33-33	932:57	28.3	66-141	.468	17-45	.378	55-72	.764	43	96	139	4.2	73	0	49	32	19	52	204	6.2		
12	PHILLIPS, Cade	33-0	492:47	14.9	64-102	.627	0-1	.000	32-60	.533	58	58	116	3.5	57	0	20	15	30	8	160	4.8		
43	CARR, Cameron	4-0	42:13	10.6	5-8	.625	2-5	.400	7-9	.778	1	5	6	1.5	5	0	4	1	2	0	19	4.8		
13	ESTRELLA, J.P.	3-0	30:43	10.2	6-9	.667	0-0	.000	2-3	.667	3	5	8	2.7	4	0	1	0	2	0	14	4.7		
8	DUBAR, Darlinstone	28-1	283:49	10.1	38-95	.400	15-56	.268	9-16	.563	17	39	56	2.0	19	0	14	12	5	7	100	3.6		
23	HURST, Grant	7-0	10:11	1.5	4-9	.444	0-3	.000	0-0	.000	0	1	1	0.1	2	0	1	1	0	1	8	1.1		
21	DUNCAN, Campbell	4-0	05:07	1.3	1-1	1.000	0-0	.000	0-0	.000	0	0	0	0.0	0	0	0	0	0	0	2	0.5		
3	BOSWELL, Bishop	25-0	96:20	3.9	2-10	.200	0-5	.000	1-2	.500	5	10	15	0.6	8	0	14	12	0	5	5	0.2		
24	PAULL, Gavin	4-0	05:07	1.3	0-1	.000	0-0	.000	0-0	.000	0	2	2	0.5	0	0	0	0	0	0	0	0.0		
Team											58	50	108					30						
Total		33	6600		854-1877	.455	274-803	.341	482-650	.742	385	836	1221	37.0	507	7	512	347	166	229	2464	74.7		
Opponents		33	6600		713-1875	.380	234-847	.276	397-542	.732	353	687	1040	31.5	577	7	333	389	99	191	2057	62.3		

Team Statistics

	UT	OPP
Scoring	2464	2057
Points per game	74.7	62.3
Scoring margin	+12.3	-
Field goals-att	854-1877	713-1875
Field goal pct	.455	.380
3 point fg-att	274-803	234-847
3-point FG pct	.341	.276
3-pt FG made per game	8.3	7.1
Free throws-att	482-650	397-542
Free throw pct	.742	.732
F-Throws made per game	14.6	12.0
Rebounds	1221	1040
Rebounds per game	37.0	31.5
Rebounding margin	+5.5	-
Assists	512	333
Assists per game	15.5	10.1
Turnovers	347	389
Turnovers per game	10.5	11.8
Turnover margin	+1.3	-
Assist/turnover ratio	1.5	0.9
Steals	229	191
Steals per game	6.9	5.8
Blocks	166	99
Blocks per game	5.0	3.0
Winning streak	3	-
Home win streak	5	-
Attendance	340436	137950
Home games-Avg/Game	17-20026	11-12541
Neutral site-Avg/Game	-	5-11123

Team Results

Date	Opponent	Score	Att.
11/04/2024	Gardner-Webb	W 80-64	17813
11/09/2024	at Louisville	W 77-55	16976
11/13/2024	Montana	W 92-57	16916
11/17/2024	Austin Peay	W 103-68	17232
11/21/2024	vs Virginia	W 64-42	2077
11/22/2024	vs Baylor	W 77-62	2119
11/27/2024	UT Martin	W 78-35	17314
12/03/2024	Syracuse	W 96-70	21678
12/10/2024	vs Miami (FL)	W 75-62	14846
12/14/2024	at Illinois	W 66-64	15544
12/17/2024	Western Caro.	W 84-36	16866
12/23/2024	Middle Tenn.	W 82-64	20706
12/31/2024	Norfolk St.	W 67-52	19616
01/04/2025	Arkansas	W 76-52	21678
01/07/2025	at Florida	L 43-73	11011
01/11/2025	at Texas	W 74-70	10195
01/15/2025	Georgia	W 74-56	19239
01/18/2025	at Vanderbilt	L 75-76	14316
01/21/2025	Mississippi St.	W 68-56	21678
01/25/2025	at Auburn	L 51-53	9121
01/28/2025	Kentucky	L 73-78	22272
02/01/2025	Florida	W 64-44	21678
02/05/2025	Missouri	W 85-81	20002
02/08/2025	at Oklahoma	W 70-52	10162
02/11/2025	at Kentucky	L 64-75	20076
02/15/2025	Vanderbilt	W 81-76	21678
02/22/2025	at Texas A&M	W 77-69	12989
02/25/2025	at LSU	W 65-59	8522
03/01/2025	Alabama	W 79-76	22392
03/05/2025	at Ole Miss	L 76-78	9038
03/08/2025	South Carolina	W 75-65	21678
03/14/2025	vs Texas	W 83-72	17526
03/15/2025	vs Auburn	W 70-65	19049



## BROADCAST MEDIA CHEAT SHEET | Projected starters noted with orange numbers

**CHAZ LANIER**

Juh-NEER

Sr. • G • 6-5 • 207 • Nashville, Tenn. / North Florida / The Ensworth School

GP-GS	PPG	RPG	APG	MPG	FG%	3P%	FT%
24-25	33-33	17.9	3.8	1.0	31.3	43.6	40.4
Career	137-82	11.1	3.2	1.2	25.2	46.2	40.6
Car. Highs	Pts: 35	Reb: 10	Asst: 5	Stl: 5	Blk: 2	Min: 48	

- The Sporting News Third Team All-American; SEC Newcomer of the Year (Coaches); AP First Team All-SEC
- Wooden Award Top 15 National Ballot; No. 1 in SEC (T-No. 7 in DI) in 3PM (109), No. 3 in 3P%, No. 5 in PPG
- Jerry West Award finalist; One of nine in Power Five in last 15 years (2010-15) with 40.0 3P% on 8.0 3PA/gm
- 17+ PTS in 21 of 33 GP at UT (21+ 13x), with 3+ 3PM in 21 (4+ 13x, 6+ 4x); Two DI offers as HS senior
- 30 PTS (8-13 3P) at #7 Texas A&M (2/22/25); Only player with 30+ in AP top-10 SEC road win in last 20 years
- Averaged 25.5 ppg on 13-22 3P at Baha Mar Champ. (won MVP, SEC POTW & two NPOTW honors)
- 2023-24 First Team All-ASUN (No. 5 in DI in 3P%, No. 8 in 3PM/gm, No. 13 in TS% and No. 33 in FT%)

**3****BISHOP BOSWELL**

Fr. • G • 6-4 • 203 • Charlotte, N.C. / Myers Park

GP-GS	PPG	RPG	APG	MPG	FG%	3P%	FT%
24-25	25-0	0.2	0.6	0.6	3.9	20.0	-
Career	25-0	0.2	0.6	0.6	3.9	20.0	-
Car. Highs	Pts: 2	Reb: 3	Asst: 3	Stl: 1	Blk: 0	Min: 11	

- Tied a career-high with 3 AST in win over #5/6 Florida (2/1/25) with Zakai Zeigler out due to injury
- Unanimous four-star recruit finished No. 61 in ESPN's national rankings and No. 69 on Rivals' list
- Averaged 11.5 ppg, 5.9 app, 5.0 rpg and 1.8 spg as a senior (HighSchoolOT.com First Team All-State)
- Played two years of HS football, earning all-conference honors as a wide receiver as a sophomore
- Same hometown as six former UT players, including first-rounder Jaden Springer (2020-21), SEC Player of the Year Tony White (1983-87) and two-time SEC Player of the Year Grant Williams (2016-19)


**ZAKAI ZEIGLER**

Zuh-KY ZEE-Glur

Sr. • G • 5-9 • 172 • Long Island, N.Y. / Our Saviour Lutheran School

GP-GS	PPG	RPG	APG	MPG	FG%	3P%	FT%
24-25	32-32	13.5	3.0	7.3	33.8	40.6	31.4
Career	133-78	11.2	2.6	5.3	29.0	39.0	33.0
Car. Highs	Pts: 26	Reb: 10	Asst: 15	Stl: 6	Blk: 2	Min: 40	

- The Sporting News Third Team All-America; Fifth in DI in APG (7.3); No. 9 in KenPom NPOY rankings
- Wooden Award Top 15 National Ballot, Bob Cousy Award finalist, 3x Naismith DPOY top-10 semifinalist
- First 4x SEC All-Defensive Team honoree ever, third 2x SEC DPOY; 3x All-SEC pick (2x first-teamer)
- UT leader in STL (242), No. 2 in AST (706; No. 4 in SEC); Over 2x as many PTS/AST D-D (11) as any other Vol
- One of 10 to twice lead SEC in APG; One of two ever in SEC with 1450 PTS, 700 AST & 200 STL (K. Reid)
- On pace to be eighth Power Five player this century with 13.5 PPG, 7.0 APG, 3.0 RPG & 1.9 SPG (B. Smith, M. Nowell, K. Dunn, T. Ford, B. Knight, C. Thomas, O. Cook); 6+ AST in 26 of 33 GP (8+ in 14, 10+ in 4)

**7****IGOR MILIČIĆ JR.**

EE-gore MILL-ih-chich

Sr. • F • 6-4 • 225 • Rovinj, Croatia / Charlotte / Virginia / ProGenius Uim (DEU)

GP-GS	PPG	RPG	APG	MPG	FG%	3P%	FT%
24-25	32-32	10.2	7.1	2.1	26.2	47.3	32.4
Career	114-84	9.0	5.7	1.3	23.6	47.5	34.9
Car. Highs	Pts: 26	Reb: 18	Asst: 5	Stl: 3	Blk: 5	Min: 44	

- Among five in SEC in last 15 years with 19P/9R/4A 3x in a season (Broome, T. Radford, B. Simmons, G. Williams)
- Tallied 10+ PTS and/or REB 18x at UT with four D-D; 23 PTS on 11/14 FG vs. Austin Peay (11/17/24)
- 13 PTS, 18 REB & 5 AST vs. #23 Arkansas (1/4/25) in first SEC game (most REB by Vol since 3/23/14)
- 2023-24 Third Team All-AAC, placing second in DRPG (7.0), fourth in RPG (8.5), fourth in D-D (10), sixth in FT% (81.8), ninth in BPG (1.1) and No. 10 in 3P% (37.6); Tied for No. 23 nationally in DRPG
- One of three in DI to average 12.5 ppg and 8.0 rpg on 48/37/81 shooting splits last year (J. Crews, Q. Post)
- Played for Polish National Team in 2024 Olympic Qualifying; Father, Igor Sr., is team's head coach

**8****DARLSTONE DUBAR**

DAR-lin-stone doo-BAR

Sr. • G • 6-6 • 220 • Charlotte, N.C. / Hofstra / Iowa State / Scotland Campus (Pa.)

GP-GS	PPG	RPG	APG	MPG	FG%	3P%	FT%
24-25	28-1	3.6	2.0	0.5	10.1	40.0	26.8
Career	144-107	10.1	4.4	1.0	24.2	51.3	36.8
Car. Highs	Pts: 30	Reb: 14	Asst: 5	Stl: 5	Blk: 4	Min: 40	


- Had 12 PTS, season-high 6 REB and 3-of-5 3P tally at Texas (1/11/25), plus hit go-ahead 3P with 3:57 left
- 2023-24 Second Team All-CAA, ranking third in FGM (223), sixth in PPG (17.8), eighth in 3PM (73) and No. 10 in RPG (6.8); Per KenPom, No. 38 nationally in TS% (62.3) and No. 44 in eFG% (63.9)
- One of six in DI last year with 585 PTS, 220 REB, 45 AST, 35 STL and 30 BLK, joining Devin Carter, Tristan Enaruna, Kyle Filipowski, Riley Minix and Great Osobor (only one with with under 50 TOV)
- Scored 16+ points 21 times in 2023-24 (20+ 12x) and logged 10+ rebounds eight times (12+ twice)
- Totaled 24 points on 7-of-11 3Ps at #21/19 Duke on 12/12/23; Owns a liberal arts degree from Hofstra

**JORDAN GAINEY**

Sr. • G • 6-4 • 190 • Tucson, Ariz. / USC Upstate / South Kent School (Conn.)

GP-GS	PPG	RPG	APG	MPG	FG%	3P%	FT%
24-25	33-1	4.8	3.4	1.9	27.6	39.4	29.9
Career	133-62	11.6	2.8	1.9	27.0	40.7	35.9
Car. Highs	Pts: 28	Reb: 7	Asst: 6	Stl: 5	Blk: 3	Min: 44	

- Scored 12+ PTS in 13 of 33 games (16+ 8x) in 2024-25 after doing so seven total times in 2023-24
- Tallied 23 points, his most at UT, and game-winning buzzer-beater at Illinois (12/14/24), with 18 in last 14 min.
- Had 16 PTS, 5 AST, 4 REB & 3 STL vs. #5/6 Florida (2/1/25) in first UT start (last Vol with that line was 2/7/24)
- Last season, seventh Vol in 32 years (1992-2024) with 87.0 FT% on at least 1.5 FTA/gm (min. 10 GP)
- Two-time All-Big South (first team in 2022-23) and the 2021-22 Big South Freshman of the Year
- Registered a 49.3 3P% (74-of-150) in 2021-22, which would have led the nation if he qualified
- Eldest son of associate head coach Justin Gainey; Initially inked with Pima C.C. (Ariz.) as 2020 recruit

**12****CADE PHILLIPS**

So. • F • 6-9 • 216 • Jacksonville, Ala. / Link Academy (Mo.)

GP-GS	PPG	RPG	APG	MPG	FG%	3P%	FT%
24-25	33-0	4.8	3.4	1.9	27.6	39.4	29.9
Career	46-0	3.7	2.9	0.6	12.4	62.9	0.0
Car. Highs	Pts: 15	Reb: 9	Asst: 3	Stl: 1	Blk: 5	Min: 28	

- Would be top-30 in OR% (14.5) if qualified, per KenPom; 79 MIN first 5 GP this year, 78 total in 2023-24
- Posted season-best 15 PTS & 3 BLK on 6-8 FG (five dunks) vs. So. Carolina (3/8/25) in regular season finale
- 10+ PTS 6x, 5+ REB 10x, 3+ OREB 13x, 2+ BLK 7x this year; 13 PTS, season-high 9 REB vs. Austin Peay (11/17/24)
- Helped lead Link Academy to a 27-1 record, GEICO Nationals title and ESPN final No. 1 ranking
- His dad (John David Phillips), uncle (Brodie Croyle) and grandfather (John Croyle) played football at Alabama, while mom (Reagan Phillips) played basketball there; Dad and uncle also wore No. 12
- Grew up on Big Oak Ranch, a large Christian home for children run by members of his family, in Alabama

**J.P. ESTRELLA**

Uih-STRELL-Uih

So. • F • 6-11 • 250 • Scarborough, Maine / Brewster Academy (N.H.)

GP-GS	PPG	RPG	APG	MPG	FG%	3P%	FT%
24-25	3-0	4.7	2.7	0.3	10.2	66.7	-
Career	28-0	1.9	1.0	0.1	5.5	70.0	-
Car. Highs	Pts: 8	Reb: 5	Asst: 1	Stl: -	Blk: 1	Min: 15	

- Announced on 11/25/24 as out for the season for a surgery on his left foot (only 3 GP in 2024-25)
- One of 21 in DI (just two in SEC) to shoot 71% on 20+ FGA in 2023-24; High of 15 mins. in Elite Eight
- Unanimous four-star, top-80 recruit ranked as high as No. 57 by Rivals; UT's first player from Maine
- Attended local South Portland HS for two years and led the team to a state title as a junior in 2021-22, averaging 20.2 ppg, 11.8 and 4.1 bpg; Transferred to Brewster Academy his senior year
- Mother, Allie, played at Boston College from 1995-99 (her career ended at UT in NCAA Round of 32)

**JAHMAI MASHACK**

Juh-MY MAY-Shack

Sr. • G • 6-4 • 202 • Fontana, Calif. / Etiwanda

GP-GS	PPG	RPG	APG	MPG	FG%	3P%	FT%
24-25	33-33	6.2	4.2	1.5	28.3	46.8	37.8
Career	132-54	4.2	2.7	1.2	17.8	44.3	35.2
Car. Highs	Pts: 16	Reb: 8	Asst: 5	Stl: 5	Blk: 2	Min: 36	

- Ninth in DI since 2010-11, per CBB Ref, with a career 6.23 defensive box plus/minus (DBPM), good for second-best among active players; Third in DI in single-season DBPM in 2024-25 (7.0)
- Field of 68 NDPOY; Among 10 Naismith DPOY semifinalists; UT Torchbearer (highest student honor)
- Had 11 PTS, 6 REB, 3 STL & 2 BLK against #6 Alabama (3/1/25) and hit game-winning buzzer-beater
- 5-5 FGs in win over #23 Georgia (1/15/25), fifth UT guard in last 20 years to go 5-5; Baha Mar All-Tourn. Team
- Second year on NCAA MBB Oversight Committee's Student-Athlete Engagement Group; Chair of SEC MBB Leadership Council (third year as UT's rep.); Father, mother, brother, sister all are/were DI athletes

**34****FELIX OKPARA**

ock-PAR-uh

Jr. • F • 6-11 • 235 • Lagos, Nigeria / Ohio State / Link Academy (Mo.)

GP-GS	PPG	RPG	APG	MPG	FG%	3P%	FT%
24-25	33-33	7.3	6.3	0.3	25.3	58.8	100.0
Career	103-78	5.9	5.4	0.4	21.4	58.7	16.7
Car. Highs	Pts: 16	Reb: 15	Asst: 2	Stl: 4	Blk: 5	Min: 35	

- No. 18 among active DI players in career BPG (1.78); Of 199 FGM last two years, 110 are via dunks (55.2%)
- Co-career high 16 PTS at Vanderbilt (1/18/25) on 7-7 FG (fourth time in last 20 years a Vol went 7-7)
- Had 15 PTS on 6-6 FG at LSU (2/25/25); One of 14 in SEC in last 20 years with two 6-6+ FG games in a season
- 2+ BLK 41 times in last two years, co-No. 5 in DI, behind Kalkbrenner, Broome, J. Vander Baan, M. Rubin
- One of two DI players in 2023-24, alongside NCAA blocks leader Isaiah Cozart, to notch 60-plus blocks and register at least one in every appearance; Finished with 83, good for ninth nationally
- Unanimous four-star recruit, ranked No. 62 by ESPN; Prep teammate of VFL/NBA draftee Julian Phillips