

#4/4 TENNESSEE VOLUNTEERS

19-4 (6-4 SEC)

Head Coach: Rick Barnes (Lenoir-Rhyne, 1977)
Record at Tennessee: 221-105 (.678) / 10th season
Career Record: 825-419 (.663) / 38th season
vs. Oklahoma: 21-20 / 0-0 with Tennessee

VS

RV/-- OKLAHOMA SOONERS

16-6 (3-6 SEC)

Head Coach: Porter Moser (Creighton, 1990)
Record at Oklahoma: 70-51 (.579) / fourth season
Career Record: 363-293 (.553) / 21st season
vs. Tennessee: 1-0 / 0-0 with Missouri

GAME 24 | TENNESSEE at OKLAHOMA - Saturday, Feb. 8, 2025 | 12 p.m. ET | Norman, Okla. | Lloyd Noble Center (10,967)



TV | ESPN

Kevin Brown, PxP
 Jon Crispin, analyst

VIDEO STREAM

WatchESPN.com, ESPN App

BROADCAST INFORMATION

RADIO | Vol Net (SXN 139/190, SXN App)

Bob Kesling, PxP
 Steve Hamer, analyst

RADIO | ESPN Radio (SXN 80, SXN App)

Mike Couzens, PxP
 Bob Valvano, analyst



SOONERSPORTS.COM

SERIES HISTORY

ALL-TIME: 1-0 **HOME:** 1-0 **AWAY:** 0-0 **NEUTRAL:** 0-0 **BARNES ERA:** 0-0
STREAK: Won 1 **FIRST MEETING:** 55-49 home win (12/13/68) **LAST MEETING:** same

PROJECTED STARTERS (AVERAGES ARE FROM 2024-25)

#	Name	Yr.	Pos.	Ht.	Wt.	Hometown	PPG	RPG	APG	Other	Career Highs
2	Chaz Lanier	5th	G	6-5	207	Nashville, Tenn.	17.5	3.3	1.0	42.2 3P% 35p, 10r, 5a, 5s, 2b, 48m	
<i>Leads SEC in 3PM/gm at 3.52 (No. 4 in DI); 4+ 3PM in 12 of 23 GP at UT; 2x National POTW; 2023-24 First Team All-ASUN</i>											
5	Zakai Zeigler	Sr.	G	5-9	172	Long Island, N.Y.	12.7	3.5	7.5	2.0 spg 26p, 9r, 14a, 5s, 2b, 40m	
<i>No. 5 in DI in APG; UT career leader in STL (225), No. 2 in AST (636); 2x SEC APG leader; 24 SEC DPOY; 2x All-SEC (first-team '24)</i>											
7	Igor Miličić Jr.	Sr.	F	6-10	225	Rovinj, Croatia	10.9	8.2	2.2	48.0 FG% 26p, 16r, 5a, 3s, 5b, 44m	
<i>10+ reb. 22x (8x at UT) and 15x D-D: 13p/18r/5a in first SEC game (most reb. at UT since 3/23/14); 2023-24 Third Team All-AAC</i>											
15	Jahmai Mashack	Sr.	G	6-4	202	Fontana, Calif.	6.0	3.9	1.4	1.9 spg 16p, 8r, 5a, 4s, 2b, 34m	
<i>6.49 DBPM (No. 5 in DI since 2010-11, No. 2 active); Baha Mar Champ. All-Tourn. Team: Chair of SEC MBB Leadership Council</i>											
34	Felix Okpara	Jr.	F	6-10	245	Lagos, Nigeria	7.6	6.6	0.4	1.8 bpg 16p, 15r, 2a, 4s, 5b, 35m	
<i>Shooting 59.7% from field (45 dunks); 2+ BLK 37x last two seasons (No. 4 in DI); Ranked No. 9 in DI in blocks (83) last year</i>											

THE MATCHUP

- This is not only the initial meeting between the two sides in SEC play, but also their first matchup in over 56 years, dating to 12/13/68.
- The Volunteers claimed a 55-49 home victory in the Volunteer Classic at Stokely Athletics Center.
- Tennessee is 2-2 all-time in the state of Oklahoma, all in neutral-site games in Oklahoma City.
- Oklahoma is the second-most frequent foe for Rick Barnes in his head coaching career. His 41 matchups—40 came while at Texas—versus the Sooners trail just his 43 against Texas A&M. The only other schools Barnes has met 40-plus times are Baylor (40) and Oklahoma State (40).
- In addition, Barnes' 21 wins over Oklahoma are his fifth-most versus any school, behind just Texas Tech (33), Texas A&M (32), Baylor (31) and Oklahoma State (23).
- After going 20-12 (8-10) in its last year in the Big 12, Oklahoma was No. 15 in the SEC preseason poll.
- The Sooners are paced by senior forward Jalon Moore, who is averaging 17.9 ppg overall, and ranks co-second in SEC play at 18.2.

NEWS & NOTES

- The last time Tennessee tipped off before noon local time was 11/22/23 when it dropped a 69-60 decision to #1 Kansas in the Maui Invitational third-place game, with tip-off at 9:30 a.m. in Honolulu.
- Tennessee (14-0) and Oklahoma (13-0) were two of the final three undefeated teams in DI this year, alongside Florida (13-0).
- This contest ends the first five-game streak of outings versus AP top-15 teams (or even AP top-25 teams) in Tennessee history. Oklahoma, though, peaked at No. 12 this year and is the 11th straight UT foe that has been ranked at some point this season, a mark that will reach at least 14.
- Tennessee has at least four AP top-15 victories for the fourth consecutive season. It hit that mark just once previously (1976-77) before this stretch.
- On the defensive end, the Vols lead the nation in eFG% (42.5), FG% (36.3) and 3P% (26.7).
- UT made 10 of its first 13 3-pointers against #15/16 Missouri. It finished 10-of-15, its second time in 20 years with 10 makes on 15 tries.

NEWS & NOTES

- Zakai Zeigler's 636 assists are No. 10 in SEC history. He is within 10 of passing /tying LSU's Ethan Martin (638 from 1977-81), Texas A&M's Alex Caruso (644 from 2012-16), LSU's Kenny Higgs (645 from 1974-78) and Kentucky's Dirk Minniefield (646 from 1979-83).
- Igor Miličić Jr., has recorded at least 19 points, nine rebounds and four assists thrice this season, including in each of his last two outings. No Volunteer had posted that line in a game since Grant Williams on 2/2/19 at Texas A&M. He is one of 11 SEC players in the last 20 seasons (2005-25) post that line three times in one year.
- UT's 190 wins over the last eight seasons (2017-25) rank ninth in DI. Only Gonzaga (229), Houston (226), Kansas (207), Duke (205), Purdue (200), San Diego State (192), Auburn (191) and Saint Mary's (191) possess more. Drake (188) and Liberty (188) tie to round out the top 10.
- Tennessee is seeking its 31st all-time 20-win season, including its sixth in the last eight campaigns and fourth in a row.

2024-25 SCHEDULE

RECORD

	19-4
SEC	6-4
NON-CONFERENCE	13-0
HOME	13-1
AWAY	3-3
NEUTRAL	3-0

DATE OPPONENT (TV) **TIME/SCORE (TV)**
 027 [12/12] #17/18 Indiana (EXH.) L, 66-62 (SECN+)

N4	[12/12] Gardner-Webb	W, 80-64 (SECN+)
N9	[12/12] at RV/-- Louisville	W, 77-55 (ACCN)
N13	[11/9] Montana	W, 92-57 (SECN+)
N17	[11/9] RV/-- Austin Peay	W, 103-68 (SECN+)
N21	[11/9] vs. Virginia*	W, 64-42 (CBSSN)
N22	[11/9] vs. #13/14 Baylor*	W, 77-62 (CBSSN)
N27	[7/6] UT Martin	W, 78-35 (SECN+)

D3	[3/3] Syracuse+	W, 96-70 (ESPN)
D10	[1/1] vs. Miami9	W, 75-62 (ESPN)
D14	[1/1] at RV/RV Illinois	W, 66-64 (FOX)
D17	[1/1] Western Carolina	W, 84-36 (SECN+)
D23	[1/1] Middle Tennessee State	W, 82-64 (SECN)
D31	[1/1] Norfolk State	W, 67-52 (SECN+)

J4	[1/1] #23/RV Arkansas*	W, 76-52 (ESPN)
J7	[1/1] at #8/8 Florida*	L, 73-43 (ESPN2)
J11	[1/1] at Texas*	W, 74-70 (ESPN)
J15	[6/6] #23/23 Georgia*	W, 74-56 (SECN)
J18	[6/6] at Vanderbilt*	L, 76-75 (SECN)
J21	[6/7] #14/14 Mississippi State*	W, 68-56 (ESPN2)
J25	[6/7] at #1/1 Auburn*	L, 53-51 (ESPN)
J28	[8/8] #12/12 Kentucky*	L, 78-73 (ESPN)

F1	[8/8] #5/6 Florida*	W, 64-44 (ESPN)
F5	[4/4] #15/16 Missouri*	W, 85-81 (SECN)
F8	[4/4] at RV/-- Oklahoma*	12 p.m. (ESPN)
F11	at Kentucky*	7 p.m. (ESPN)
F15	Vanderbilt*	1 p.m. (SECN)
F22	at Texas A&M*	12 p.m. (ESPN/2)
F25	at LSU*	9 p.m. (SECN)

M1	Alabama*	1 or 4 p.m. (ABC/ESPN)
M5	at Ole Miss*	9 p.m. (ESPN2/U)
M8	South Carolina*	2 p.m. (SECN)

Bold - home game (Food City Center; Knoxville, Tenn.)

* - SEC game

+ - Baha Mar Championship (Nassau, Bahamas)

% - SEC/ACC Challenge (Knoxville, Tenn.)

- Jimmy V Classic (New York, N.Y.)

[XX/XX] - Tennessee ranking

All times Eastern and subject to change

If you are viewing these game notes on a wifi-enabled device, click on any final score above to view the recap, highlights, pressers and more from that contest.

WINNING WAYS

In the last eight years (2017-25), Tennessee paces the SEC in league victories (92) and league winning percentage (.679), plus sits co-first in postseason victories (18). It is also a narrow second in total victories (190) and overall winning percentage (.731). In that span, UT has three SEC titles, claiming the regular season crown in both 2018 and 2024, plus the tournament title in 2022.

Over just the last four seasons (2021-25), the Volunteers top the SEC in total victories (98), sit a close second in overall winning percentage (.754) and rank third in both league victories (45) and league winning percentage (.703). More information can be found on Page 3.

QUICK FACTS

THE BASICS

Location: Knoxville, Tenn.
Founded: 1794
Conference: Southeastern
Enrollment: 38,728
Colors: Orange (PMS 151) & White
Nickname: Volunteers
Mascot: Smokey
Band: Pride of the Southland
University President: Randy Boyd
Knoxville Chancellor: Dr. Donde Plowman
Faculty Athletics Rep: Dr. Matt Harris
Director of Athletics: Dr. Daniel J. White
Athletic Department Phone: 865-974-1220
Ticket Office Phone: 1-800-332-VOLS (8657)

COURT FACTS

FOOD CITY CENTER

Normal Capacity: 21,678
Record in Arena: 466-143 (.765), 38th season
Record on Current Floor: 27-3 (.900), second season
Largest Crowd: 25,610 vs. Kentucky (1/21/89)
Largest Crowd at Current Capacity: 22,547 vs. Auburn (2/28/24)

MEDIA INFORMATION

CREDENTIALS

Outlets interested in obtaining credentials to cover Tennessee basketball home games must apply for credentials via Sports Systems:

www.sportssystem.com/clients/seccredentials/

Applications for single-game credentials should be submitted at least five days in advance of the game(s) one plans to cover.

COVERING PRACTICE

Only select Tennessee basketball practices are open to the media. Contact Associate AD Alex Schwartz (alexschwartz@tennessee.edu) for dates and times. See Pages 348-349 of the UT Record Book for specific coverage guidelines.

WEEKLY PRESS CONFERENCES

Rick Barnes and select Tennessee players are typically available for interviews twice weekly during the season (in addition to postgame availabilities). For a particular week's schedule, please email Alex Schwartz (alexschwartz@tennessee.edu).

STRATEGIC COMMS. STAFF



ALEX SCHWARTZ

Associate AD of Strategic Comms.
C: 609-802-3674
O: 865-974-7501
E: alexschwartz@tennessee.edu
X/Twitter: [@AlexJSchwartz](https://twitter.com/AlexJSchwartz)



PRESTON JONES

Strategic Comms. Graduate Assistant
C: 865-919-3300
O: 865-919-3300
E: pjones54@vols.utk.edu
X/Twitter: [@Preston_Jones13](https://twitter.com/Preston_Jones13)



TENNESSEE ROSTER (NUMERICAL/ALPHABETICAL)

No.	Name	Pos.	Ht.	Wt.	Cl.	Hometown / Previous School
2	Chaz Lanier	G	6-5	207	5th	Nashville, Tenn. / North Florida / The Ensworth School
3	Bishop Boswell	G	6-4	203	Fr.	Charlotte, N.C. / Myers Park
5	Zakai Zeigler	G	5-9	172	Sr.	Long Island, N.Y. / Our Saviour Lutheran School
7	Igor Miličić Jr.	F	6-10	225	Sr.	Rovinj, Croatia / Charlotte / Virginia / ProGenius Ulm (Germany)
8	Darlinstone Dubar	G	6-6	220	5th	Charlotte, N.C. / Hofstra / Iowa State / Scotland Campus (Pa.)
11	Jordan Gainey	G	6-4	190	Sr.	Tucson, Ariz. / USC Upstate / South Kent School (Conn.)
12	Cade Phillips	F	6-9	216	So.	Jacksonville, Ala. / Link Academy (Mo.)
13	J.P. Estrella	F	6-11	250	So.	Scarborough, Maine / Brewster Academy (N.H.)
15	Jahmai Mashack	G	6-4	202	Sr.	Fontana, Calif. / Etiwanda
21	Campbell Duncan	G	6-6	200	Fr.	Austin, Texas / Anderson
23	Grant Hurst	G	6-2	208	RJr.	Cleveland, Tenn. / UT Martin / Cleveland
24	Gavin Paull	G	5-11	158	Fr.	Austin, Texas / Westlake
34	Felix Okpara	F	6-11	235	Jr.	Lagos, Nigeria / Ohio State / Link Academy (Mo.)
35	Ben Linnemyer	G	6-6	205	Fr.	Columbia, Mo. / Link Academy

No.	Name	Pos.	Ht.	Wt.	Cl.	Hometown / Previous School
3	Bishop Boswell	G	6-4	203	Fr.	Charlotte, N.C. / Myers Park
8	Darlinstone Dubar	G	6-6	220	5th	Charlotte, N.C. / Hofstra / Iowa State / Scotland Campus (Pa.)
21	Campbell Duncan	G	6-6	200	Fr.	Austin, Texas / Anderson
13	J.P. Estrella	F	6-11	250	So.	Scarborough, Maine / Brewster Academy (N.H.)
11	Jordan Gainey	G	6-4	190	Sr.	Tucson, Ariz. / USC Upstate / South Kent School (Conn.)
23	Grant Hurst	G	6-2	208	RJr.	Cleveland, Tenn. / UT Martin / Cleveland
2	Chaz Lanier	G	6-5	207	5th	Nashville, Tenn. / North Florida / The Ensworth School
35	Ben Linnemyer	G	6-6	205	Fr.	Columbia, Mo. / Link Academy
15	Jahmai Mashack	G	6-4	202	Sr.	Fontana, Calif. / Etiwanda
7	Igor Miličić Jr.	F	6-10	225	Sr.	Rovinj, Croatia / Charlotte / Virginia / ProGenius Ulm (Germany)
34	Felix Okpara	F	6-11	235	Jr.	Lagos, Nigeria / Ohio State / Link Academy (Mo.)
24	Gavin Paull	G	5-11	158	Fr.	Austin, Texas / Westlake
12	Cade Phillips	F	6-9	216	So.	Jacksonville, Ala. / Link Academy (Mo.)
5	Zakai Zeigler	G	5-9	172	Sr.	Long Island, N.Y. / Our Saviour Lutheran School

Head Coach: Rick Barnes

Overall Record: 825-419 (38th season)

Record at Tennessee: 221-105 (106-65 SEC) (10th season)

Associate Head Coach: Justin Gainey (fourth season, third as AHC)

Assistant Coach: Rod Clark (fourth season)

Assistant Coach: Gregg Polinsky (fourth season, third as AC)

Assistant Coach: Bryan Lentz (seventh season, first as AC)

Assistant Coach: Lucas Campbell (fifth season, first as AC)

Director of Basketball Ops.: Mary-Carter Eggert (10th season)

Director of Sports Performance: Garrett Medenwald (10th season)

Athletic Trainer: Chad Newman (29th season)

Director of Video and Analytics: Luke Schapker (seventh season)

Assistant Director of Player Development: Riley Collins (first season)

Player Development Coordinator: Justin Caldwell (first season)

Administrative Specialist: Janet Reynolds (22nd season)

Graduate Assistant: Scott Daughtry (second second)

Graduate Assistant: Isaiah Sulack (first season)

Student Assistant Coach: Colin Coyne (first season)

PRONUNCIATION GUIDE

Darlinstone Dubar: DAR-lin-stone doo-BAR

J.P. Estrella: uh-STRELL-uh

Chaz Lanier: luh-NEER

Ben Linnemyer: lin-UH-my-urr

Jahmai Mashack: juh-MY MAY-shack

Igor Miličić Jr.: EE-gore MILL-ih-chich

Felix Okpara: ock-PAR-uh

Zakai Zeigler: zuh-KY ZEE-glur

Garrett Medenwald: MAY-dihn-wald

BREAKDOWN BY LOCATION

Country: United States (13), Croatia, Nigeria

State: North Carolina (2), Tennessee (2), Texas

(2), Alabama, Arizona, California, Maine,

Missouri, New York

BREAKDOWN BY CLASS

Fifth-Years: Two

Seniors: Four

Juniors: Two (one RS)

Sophomores: Three

Freshmen: Four



@VOL_HOOPS



TENNESSEE BASKETBALL

BY THE NUMBERS

800 Rick Barnes (825) is one of 16 DI head coaches to earn **800** wins, with **John Calipari** and **Bill Self** the only others who are active.

73 UT has appeared in 87 of the last 90 AP Top 25 Polls, including the past **73**, the third-longest active streak in the nation.

19 Since 12/22/21, Tennessee is **19-8** versus AP top-15 foes, including 9-6 against AP top-10 teams and 6-4 versus the AP top five.

4 **Zakai Zeigler**, the reigning SEC DPOY, is one of four (**4**) three-time All-SEC Defensive Team honorees in league history.

WINNING WAYS

- Over the last eight seasons (2017-25), Tennessee co-leads all SEC programs in postseason wins (18), plus sits a close second in total victories (190) and overall winning percentage (.731). In that span, UT has three SEC titles (2018 and 2024 regular seasons, 2022 tournament).
- In that same span, the Vols are one of only two SEC teams with an overall winning percentage above .700, alongside Auburn (.743).
- In SEC play over the same eight-year period, Tennessee (92-43; .679) is first in both league victories and league winning percentage. Only Kentucky (91-43; .679), Auburn (90-45; .667) and Alabama (86-49; .637) are above even 75 wins.
- Over just the last four seasons (2021-25), the Volunteers own a 98-32 (.754) overall record. That is good for the most victories and the second-best winning percentage in the SEC over that span. They trail only Auburn (97-28; .776) in the latter area.
- In that same four-year stretch, Tennessee (45-19; .703) is third in the SEC in both league victories and league winning percentage. It is behind only Auburn (47-16; .746) and Alabama (46-17; .730) in both categories.

RACKING UP RANKED VICTORIES...

- TOP 25:** In the past four years (2021-25), Tennessee's 26 AP top-25 wins lead the nation. Only Connecticut (25), Iowa State (24), Kansas (24) and Purdue (23) are even within three, while the closest SEC school is four behind (Alabama with 22).
- TOP 20:** Tennessee possesses an SEC-high 22 AP top-20 triumphs over that span, the co-second-most of any DI school, tied with Kansas (22) and trailing only Connecticut (23). Just Purdue (19), Alabama (closest SEC team with 18) and Iowa State (18) are even within four of the Volunteers.
- TOP 15:** The Volunteers own an SEC-best 19 AP top-15 decisions over those four seasons, good for second-most in the country, behind just Kansas (20). Only Alabama (16), the closest SEC team, and Iowa State (15) are even within three of Tennessee.
- TOP 10:** Since 2021-22, Tennessee owns nine AP top-10 wins, co-second in the SEC and co-sixth nationally, both alongside Alabama. Only Connecticut (12), Iowa State (12), Kansas (11), Kentucky (10) and Purdue (10) have more. The nine such wins in that time are against #1 Alabama (2/15/23), #3 Kansas (11/25/22), #3 Auburn (2/26/22), #4 Kentucky (2/15/22), #5 Kentucky (3/12/22), #6 Arizona (12/22/21), #10 Texas (1/28/23), at #10 Kentucky (2/3/24) and #5 Florida (2/1/25).
- TOP FIVE:** In that same four-year span, UT has six AP top-five victories, tied with Arizona for the most in the country. Only four other schools have even four: Alabama (five), Iowa State (five), Gonzaga (four) and Purdue (four).

...AND DOING SO EFFICIENTLY

- Tennessee, at 26-17 (.605), has the SEC's second-best record versus AP top-25 foes over the last four seasons (2021-25). Auburn (17-10; .630) ranks first, while no one else has a mark above .540.
- The Vols are 22-12 (.647) against AP top-20 teams in that span, 10 games over the .500 mark. Auburn (13-8; .619) ranks second in the SEC, with no other team is above a .520 clip.
- UT is 19-9 (.679) versus AP top-15 foes in that time, also 10 games over .500. The next closest SEC team in winning percentage is Auburn (10-6; .625).

- At 9-7 (.563), the Volunteers have the best record in the SEC against AP top-10 foes over those four seasons. Kentucky (10-9; .526) is the only other team not below the .500 mark.
- With a 6-5 (.545) figure, Tennessee is the only SEC program that owns a winning record versus AP top-five teams in that stretch. The only other team not under .500 is Arkansas (3-3; .500).
- The Volunteers, despite their excellent winning percentage, have played the third-most games (43) against AP top-25 foes of any SEC team in the last four years (2021-25). They trail just Texas (49) and Oklahoma (44) in such outings, while Alabama (41) is the only other SEC school above 34.

SIX IN A ROW

- Tennessee has reached every NCAA Tournament since 2018. The six straight bids tie 2006-11 for the longest streak in program history. The Volunteers made five trips in a row from 1979-83.
- UT is tied with Houston and Kansas (due to a vacated appearance) for the fourth-longest active NCAA Tournament streak in the nation, trailing only Michigan State (26), Gonzaga (25) and Purdue (nine). Baylor and Colgate are next with five.
- The Vols' current streak includes three—2018, 2023 and 2024—of their 10 all-time Sweet 16 appearances and their second Elite Eight trip ever (2024).
- UT has earned a top-five seed in each of its six NCAA Tournament trips under **Rick Barnes**: No. 3 in 2018, No. 2 in 2019, No. 5 in 2021, No. 3 in 2022, No. 4 in 2023 and No. 2 in 2024.
- The Vols' No. 2 seed in 2024 matched 2019, 2008 and 2006 for their best position ever.

ONES TO WATCH

- Chaz Lanier** and **Zakai Zeigler** both made the John R. Wooden Award Midseason Top 25 Watch List on 1/7/25. The only other school with two selections was Rutgers (**Ace Bailey** and **Dylan Harper**).
- Lanier and Zeigler also both made the USBWA Oscar Robertson Trophy Midseason Watch List on 2/3/25. Just seven schools had multiple picks among the 50 selections.
- In addition, Lanier and Zeigler were both named to the Naismith "Starting Five" Midseason Top 10 Watch Lists. Lanier was on the Jerry West List on 2/4/25 and Zeigler, for the second consecutive year, was on the Bob Cousy List on 2/3/25.
- Jahmai Mashack** and **Zakai Zeigler** were both on the Naismith Trophy Defensive Player of the Year Watch List on 2/5/25. The group included just 15 names, with Tennessee the only school placing two on the list. Zeigler, a semifinalist the last two years, and Creighton's **Ryan Kalkbrenner** were the only players who made the Watch List for the third straight season.
- Chaz Lanier** earned three Midseason All-America honors: second-team from FOX Sports and The Athletic, plus third-team from The Sporting News. The Athletic tabbed **Zakai Zeigler** as an Honorable Mention at that time.

TOUGH TESTS

- From 1/21/25 to 2/5/25, Tennessee played five straight AP top-15 opponents, a first in program history, and went 3-2. It had never before played even five consecutive AP top-25 foes before.
- The Volunteers' first six SEC home games, from 1/4/25 to 2/5/25, were all against AP top-25 squads. They posted a 5-1 record in those games.

PRESEASON PLAUDITS

- Zakai Zeigler** was a Preseason First Team All-SEC pick from the media, alongside Auburn's **Johni Broome**, Florida's **Walter Clayton Jr.**, Alabama's **Mark Sears** and Texas A&M's **Wade Taylor IV**.
- In addition, Zeigler was one of five individuals to earn votes for SEC Preseason Player of the Year, joining Sears (the designee), Broome, Taylor and Georgia's **Asa Newell**.
- This is the third year in a row Zeigler, a second-team choice in advance of both the 2023-24 and 2022-23 campaigns, garnered Preseason All-SEC honors from the media. He is the fourth such three-time selection in UT history, joining **Allan Houston** (first team in each of 1990-91, 1991-92 and 1992-93), **Tony Harris** (first team in each 1998-99, 1999-2000 and 2000-01) and **Tyler Smith** (second team in 2007-08, first team in both 2008-09 and 2009-10).
- The league's coaches also labeled Zeigler a Preseason First Team All-SEC choice, placing him alongside the same four players. It marked his third consecutive year receiving that distinction, the only such player in the league.
- Zeigler earned Preseason Second Team All-America plaudits from the Blue Ribbon Yearbook, with the other second-team choices Broome, Taylor, Duke's **Cooper Flagg** and Purdue's **Braden Smith**. Jay Bilas named him a Preseason Third Team All-American.
- After finishing as a Midseason Top 10 List selection last year, **Zakai Zeigler** was named to the Bob Cousy Award Top 20 Preseason Watch List this season. In addition, **Chaz Lanier** earned a spot on the Jerry West Award Top 20 Preseason Watch List.
- Zeigler was one of nine SEC players to earn a spot on the Naismith Trophy Preseason Watch List. He also made the Lute Olson POY Award Early Season Watch List, as did **Darlinstone Dubar**.

TENNESSEE TABBED THIRD

- Tennessee placed third in the SEC preseason poll, as voted on by a select panel of league and national media members.
- Only the two Yellowhammer State schools, Alabama and Auburn, finished above Tennessee in the voting.
- This is the third straight year the Volunteers took a top-three position in the preseason media poll, the only school that can make such a claim. Tennessee held the top spot in 2023-24 and indeed went on to win the league title. In 2022-23, UT took third-place in the voting.
- Tennessee has claimed a top-five spot in the preseason media poll seven consecutive years, dating back to the 2018-19 edition.
- The full SEC preseason poll is below:

- | | |
|--------------|-----------------------|
| 1. Alabama | 9. Ole Miss |
| 2. Auburn | 10. Mississippi State |
| 3. Tennessee | 11. South Carolina |
| 4. Arkansas | 12. Georgia |
| 5. Texas A&M | 13. Missouri |
| 6. Florida | 14. LSU |
| 7. Texas | 15. Oklahoma |
| 8. Kentucky | 16. Vanderbilt |

POLL PRESENCE

- Tennessee has played 226 games as a ranked team in the AP Poll in **Rick Barnes'** tenure, posting a 170-56 (.752) record. Over 69.0 percent of the Volunteers' 326 games since Barnes arrived in 2015-16 have come with the team ranked in the AP Poll, all since 2017-18 (226 of 260, 86.9 percent).
- UT is 149-51 (.745) while in the AP top 20 under Barnes, 118-38 (.756) while top-15, 92-29 (.760) while top-10, 45-13 (.776) while top-five, 25-3 (.893) while top-three and 14-2 (.875) while No. 1.
- The Vols are 34-25 (.576) in AP top-25 matchups under Barnes, including 26-18 (.591) with both teams in the top 20, 17-12 (.586) with both in the top 15 and 8-8 (.500) with both in the top 10.

TOP-TIER TRIUMPHS

- Tennessee is 40-40 (.500) against AP top-25 foes under **Rick Barnes**, including 24-13 (.649) in its past 37 such games (since 1/22/22).
- The Volunteers are 34-32 (.515) versus AP top-20 teams in Barnes' tenure, including 20-9 (.690) in their last 29 such affairs (since 1/22/22).
- UT is 26-25 (.510) against AP top-15 teams in the Barnes era, including 19-8 (.704) in its last 27 such games (since 12/22/21).
- The Vols own a 14-15 (.483) record versus AP top-10 foes under Barnes, including a 12-9 (.571) mark in their last 21 such contests (since 3/2/19) and a 9-6 (.600) tally in their last 15 (since 12/22/21).
- UT is 10-9 (.526) against AP top-five opponents in Barnes' tenure, including 6-4 (.600) in its last 10 such affairs (since 2/15/22). It is 8-2 (.800) versus AP top-five SEC teams, including 7-1 (.875) in its last seven such outings (since 3/2/19).
- The list of UT's top-five wins under Barnes is below:

DATE	OPPONENT	SITE	RESULT
Jan. 24, 2017	#4 Kentucky	Knoxville	W, 82-80
Dec. 9, 2018	#1 Gonzaga	Phoenix	W, 76-73
March 2, 2019	#4 Kentucky	Knoxville	W, 71-52
March 16, 2019	#4 Kentucky	Nashville	W, 82-78
Feb. 15, 2022	#4 Kentucky	Knoxville	W, 76-63
Feb. 26, 2022	#3 Auburn	Knoxville	W, 67-62
March 12, 2022	#5 Kentucky	Tampa	W, 69-62
Nov. 25, 2022	#3 Kansas	Bahamas	W, 64-50
Feb. 15, 2023	#1 Alabama	Knoxville	W, 68-59
Feb. 1, 2025	#5 Florida	Knoxville	W, 64-44

- UT has two Barnes-led exhibition wins over top-five foes: 99-80 vs. #2 Gonzaga in Frisco, Texas (10/28/22) and 89-88 at #4 Michigan State (10/29/23).

PARTICULARLY POTENT AT HOME

- Under **Rick Barnes**, Tennessee is 22-8 (.733) versus AP top-25 teams at Food City Center, including 17-2 (.895) in its last 19 such games (since 1/30/21).
- The Volunteers are 17-7 (.708) at home against AP top-20 teams in the Barnes era, including 13-2 (.867) in their last 15 such contests (since 1/30/21).
- UT has a 14-5 (.737) mark when hosting AP top-15 squads under Barnes, including a 12-2 (.857) record in its last 14 such affairs (since 1/30/21).
- Barnes has led the Vols to an 8-1 (.889) ledger at Food City Center versus AP top-10 teams, with seven consecutive wins (since 3/2/19).
- UT is a perfect 6-0 when hosting AP top-five teams in the Barnes era (all since 1/24/17). The six straight wins are an SEC record, per ESPN, surpassing the mark of five by Kentucky in 1978-84 and 1956-59.
- The Vols won 12 straight home games against AP top-25 foes from 1/30/21 to 2/28/24. That is an SEC record, per CBS Sports, and the longest in DI since Kansas had 17 straight from 1/11/14 to 2/13/17. Nine of those victories were versus top-15 foes, with five against the top 10 and three over top-five teams.
- Tennessee is 19-5 (.792) in AP top-25 home matchups under Barnes, including 13-5 (.722) with both teams in the top 20, 8-2 (.800) with both in the top 15 and 4-0 (1.000) with both in the top 10.

TAKING DOWN THE TEAM AT THE TOP

- With its 68-59 home victory over top-ranked Alabama on 2/15/23, Tennessee became one of 17 DI schools with at least six wins over AP No. 1 teams.
- Rick Barnes** has led the Volunteers to two of those victories, as UT won each of its first two matchups with the AP No. 1 team during his tenure.
- The Vols, now 2-2 in such contests under Barnes, also beat Gonzaga, 76-73, on 12/9/18 in Phoenix.

NUMBER 800

- A 86-51 win over Texas A&M (2/24/24) gave **Rick Barnes** the 800th victory of his 37-year career. He is the 15th of 16 DI coaches all-time (min. 10 years in DI) with 800-plus wins.
- Barnes, **John Calipari** and **Adolph Rupp** are the only coaches to hit 800 while in the SEC. **Cliff Ellis** and **Eddie Sutton** did so after leaving the league.
- Just 24 coaches all-time, at any level, have hit 800 NCAA wins. Barnes, Calipari (Arkansas), **Bill Self** (Kansas) and **Dave Holmquist** (DII Biola) are the only four active members of that group.

NUMBER 200 x2 & 205

- With home wins over Norfolk State (1/2/24), Tarleton State (12/21/23), Georgia Southern (12/12/23), George Mason (12/5/23) and #10 Texas (1/28/23), **Rick Barnes** upped the number of current DI schools he has defeated as a head coach to 200.
- Barnes, who served as the head coach at two of those five schools, then topped Saint Peter's (3/21/24) and Creighton (3/29/24) in the NCAA Tournament to increase the mark to 202. Wins this season over Montana (11/13/24) and Middle Tennessee State (12/23/24) then increased that number to 204.
- In that same NCAA Tournament opener against Saint Peter's (3/21/24), Barnes hit another 200 mark, as he became the second coach to win 200 games at Tennessee.
- Meanwhile, in that same triumph versus Montana (11/13/24), Barnes earned his 205th win at UT to pass Don DeVoe for sole possession of second place on the program's all-time leaderboard.
- Barnes is one of 19 coaches with 200-plus wins at two DI schools, just six of whom are active. *The full list can be found on page 22.*

NUMBER 100

- In Tennessee's 66-59 victory at #17/16 South Carolina on 3/6/24 to clinch the outright 2023-24 SEC regular season title, **Rick Barnes** improved to 100-60 in SEC play. He became the 24th coach in league history to reach triple-digit conference wins.
- Barnes is the third coach to win 100 SEC games at UT, joining **Ray Mears** (182-76 in 15 years from 1962-77) and **Don DeVoe** (107-91 from in 11 years from 1978-89). DeVoe went 3-15 at Florida in 1989-90 to finish 110-106 in SEC competition.
- Among active SEC coaches, only Arkansas' **John Calipari** and Auburn's **Bruce Pearl** have more SEC victories than Barnes. Pearl's total includes a 65-31 in six years at the helm of Tennessee from 2006-11.

BEATING THE BEST

- Under **Rick Barnes**, Tennessee has 45 total victories over 14 (of the 37) NCAA champions: Arizona, Arkansas (8x), Baylor, Cincinnati, Duke, Florida (10x), Kansas (2x), Kentucky (11x), Louisville (2x), Maryland, North Carolina, NC State (2x), Syracuse (2x), Virginia and Wisconsin.
- The Volunteers also own non-conference wins during Barnes' tenure over schools such as Colorado, Creighton, Georgia Tech, Gonzaga, Illinois, Iowa, Memphis, Purdue, Texas, Wake Forest, Washington, West Virginia and VCU.
- In his 38 years as a head coach, Barnes owns 185 total wins over 28 (of the 37) programs with a national title. He has never met six of the other nine.

ONE OF ONLY TWO SCHOOLS TO EARN AN

AP TOP-FIVE RANKING

IN EACH OF THE LAST FOUR SEASONS



ONE OF ONLY FOUR SCHOOLS TO EARN AN

AP TOP-SIX RANKING

IN EACH OF THE LAST FIVE SEASONS



ONE OF ONLY EIGHT SCHOOLS TO EARN AN

AP NO. 1 RANKING

IN AT LEAST TWO OF THE LAST SEVEN SEASONS



ONE OF ONLY SEVEN SCHOOLS TO EARN AN

AP TOP-20 RANKING

IN EACH OF THE LAST EIGHT SEASONS



FANTASTIC FIVE

- In 2023-24, **Rick Barnes**, months after becoming a Naismith Memorial Basketball Hall of Fame first-time nominee, led his team to the DI NCAA Tournament for the 28th time, tying **Bob Knight** for fourth in history. Only **Mike Krzyzewski** (36), **Jim Boeheim** (35) and **Roy Williams** (30) have earned more bids.

343 WEEKS IN THE TOP 25

- In 38 years as a head coach, **Rick Barnes** has led his teams to a total of 343 weeks in the AP Top 25 Poll, including 167 in the top 10 and 80 in the top five.

SCHOOL	TOP 25	TOP 10	TOP 5	TOP 2	HIGH
George Mason	0	0	0	0	NR
Providence	2	0	0	0	20
Clemson	34	14	6	1	2
Texas	180	84	40	14	1
Tennessee	127	69	34	10	1
TOTAL	343	167	80	25	

SCHOOL-BY-SCHOOL SUCCESS

- Providence, in a 23-season stretch from 1978-2001, earned a spot in the AP rankings just six times, a third of which came during Barnes' six-year stint.
- Clemson has earned a single-digit ranking in the AP Poll 11 times, all in Barnes' tenure. The Tigers did so nine times in 1996-97 (top-five four times, high of second) and twice in 1997-98 (both fifth).
- Texas had just one AP top-five ranking ever (1/25/82) before hiring Barnes, who guided it to 40 such spots across six different years. The Longhorns had 25 top-10 marks, all in 1978-79 and 1981-82, before Barnes led them to 84 over 10 separate campaigns.
- Tennessee earned 74 AP top-25 rankings and 28 AP top-10 nods in the 14 seasons before the 2015 arrival of Barnes, who has posted 127 and 69, respectively, at UT. The Vols' 34 top-five rankings under Barnes double their full total (17) prior to his tenure, while their 10 top-two rankings are five times their total before his arrival (two).

POLL VOLS

- Tennessee has been in every AP Poll since the 2021-22 preseason rankings, 73 releases in a row, vastly surpassing the prior program record of 37 (March 1999 to Feb. 2001.) The Volunteers have been top-10 in 43 of those 70, including top-five 20 times.
- UT's 73-week streak is the third-longest in the country, behind only Houston (99) and Kansas (78). No other team is at even 55-plus, while the closest in the SEC, Kentucky (35), is 38 weeks behind.
- Dating to the 2020-21 preseason poll, UT has made 87 of 90 releases (not the final three of 2020-21), with 49 top-10 spots and still 20 in the top five.
- Since 11/28/22, Tennessee has earned a top-15 ranking in 47 of the 50 AP Poll releases.
- UT reached No. 1 this season, fourth last year, second in 2022-23, fifth in 2021-22 and sixth in 2020-21.
- The Vols, who hit No. 1 in 2018-19, have been in the AP top six in six of the past seven years (2018-25). It hit that mark an equal six times in program history before **Rick Barnes'** tenure (2007-08, 2000-01, 1999-2000, 1969-70, 1967-68 and 1958-59).
- UT has been in the AP top five in five of the last seven seasons (2018-25). It achieved that feat an equal five times before Barnes' arrival (each of the above six seasons except for 1969-70).
- The 2024-25 campaign is the eighth in a row UT has earned an AP top-20 spot. The prior program record was seven straight years (1966-67 to 1972-73).
- UT's 15-week AP top-10 streak (12/18/23 to 4/9/24) to close 2023-24 was the second-longest in program history. Its current 11-week streak ranks co-fifth. Four of the Vols' six all-time double-digit streaks have come since 2018-19 under **Rick Barnes**.
- The Vols' six-week AP top-three streak this season (12/2/24 to 1/6/25) was its second-best such streak ever and tied its second-longest AP top-five streak.

HIGH-CALIBER COMPANY

- Tennessee and Kansas are the only two schools to earn an AP top-five ranking in each of the last four seasons (2021-25). Only two others, Arizona and Purdue, entered 2024-25 with a three-year streak.
- The Volunteers are one of only four teams to reach the AP top six in each of the past five seasons, alongside Alabama, Houston and Kansas.
- UT is one of just five programs to reach the AP top six in at least six of the last seven seasons (2018-25), alongside Duke, Gonzaga, Kansas and Kentucky. Those are also the only five schools to enter the AP top five in at least five different years in that stretch.
- The Vols are among only eight teams to reach the No. 1 spot in the AP Poll in at least two of the last seven seasons (2018-25), joining Auburn, Baylor, Duke, Gonzaga, Houston, Kansas and Purdue.
- Over that same seven-year stretch (2018-25), UT is also one of seven teams to claim an AP top-two position in at least three seasons, alongside Baylor, Connecticut, Duke, Gonzaga, Kansas and Purdue.
- UT is one of seven schools with an AP top-20 ranking in each of the last eight years (2017-25), alongside Duke, Gonzaga, Kansas, Kentucky, Michigan State and North Carolina. Just two others—Houston and Purdue—have even been AP top-25 each season.
- Additionally, over the last three years (2022-25), the Vols are one of just six teams to reach the AP top two in multiple seasons, joining Alabama, Connecticut, Duke, Kansas and Purdue.

CHART TOPPER

- Tennessee reached No. 1 in the AP Poll (and Coaches Poll) on 12/9/24 and then again on 12/16/24, 12/23/24, 12/30/24 and 1/6/25. It marked the sixth, seventh, eighth, ninth and 10th times the Volunteers held the top spot in the poll, across three different seasons. Nine of the 10 such positions are under **Rick Barnes** and UT is 14-2 at No. 1 in his tenure.
- UT was No. 1 for one week in 2007-08 (2/25/08) and for four weeks in 2018-19 (1/21/19, 1/28/19, 2/4/19 and 2/11/19). It is 15-3 all-time at No. 1.
- This was the earliest in a season the Vols have ascended atop the poll, as well as their first time doing so in pre-SEC, non-conference play.

DYNAMITE "D" A UT TRADEMARK

- Tennessee, through 2/5/25, ranks first nationally in KenPom adjusted defensive efficiency (86.7), well ahead of second-place Houston (88.2).
- The Volunteers finished third in 2023-24 in KenPom adjusted defensive efficiency (90.2) and placed fifth in DI in field-goal percentage defense (39.4).
- In 2022-23, UT led the nation in KenPom adjusted defensive efficiency (87.5), taking the top spot for 15 weeks. The Vols led all DI teams in 3-point defense (26.5) that year, plus ranked third in scoring defense (57.9) and field-goal percentage defense (37.3).
- In five of the last seven seasons (2017-24), UT has finished top-10 in KenPom adjusted defensive efficiency: third in 2023-24, first in 2022-23, third in 2021-22, fifth in 2020-21 and sixth in 2017-18.
- UT is 99-9 (.917) under **Rick Barnes** when allowing 60 or fewer points, tallying 44 such wins in a row from 3/11/22 to 1/21/25. It was 22-0 in 2022-23.
- The Vols, through 2/5/25, have won 50 straight (40 under Barnes) when conceding 50 points or fewer, since 12/29/12. That includes 12 such victories in 2022-23, matching Houston for the DI lead that year.

HAPPY AT HOME

- Over the last four seasons (2021-25), the Vols' .919 (57-5) home winning percentage is co-eighth in DI (co-fifth in Power Five, second in SEC).
- In the last eight years (2017-25), UT is at .875 (112-16), co-No. 10 in DI (co-fifth in Power Five, second in SEC).
- In total, UT is 135-25 (.844) at Food City Center in **Rick Barnes'** 10 years and has twice gone undefeated at home (18-0 in 2018-19 and 16-0 in 2021-22).

HOLDING SERVE

- Tennessee went undefeated (8-0) on its home court in non-conference play for the fifth straight season. It has now won 36 straight non-conference games at Food City Center, dating to the 2020-21 season opener (12/8/20). According to Elias Sports Bureau, it is the third-longest such streak in UT history.
- UT's 36-game regular season non-conference home winning streak is fifth in DI, per Elias Sports Bureau. It trails only Auburn (60), Drake (49), Baylor (44) and Texas Tech (39). The lone other teams at 27-plus are Akron (35), Wake Forest (35), Iowa State (34), Connecticut (33), Providence (33) and Purdue (32).
- The only other school with 36-plus non-conference regular season home wins and no such losses over the past five seasons (2020-25) is Texas Tech (39-0). Just five additional schools are at even 30-plus: Baylor (35-0), Auburn (31-0), Drake (31-0), Providence (31-0) and Wake Forest (30-0).
- During its streak, Tennessee owns wins over programs such as Arizona, Cincinnati, Colorado, Illinois, Kansas, Syracuse and Texas.

SEEING THE SECOND WEEKEND

- Tennessee has reached the Sweet 16 in seven of the past 17 NCAA Tournaments (since 2006-07). That is tied for ninth-most trips in that span, matching Michigan, Purdue, Syracuse, Wisconsin and Xavier.
- The Volunteers' trips have come under three coaches: **Rick Barnes** (2024, 2023, 2019), **Cuonzo Martin** (2014) and **Bruce Pearl** (2010, 2008, 2007).
- The only eight schools that own more second-weekend bids over that span are North Carolina (11), Duke (10), Gonzaga (10), Kansas (nine, plus one vacated), Michigan State (nine), Arizona (eight), Kentucky (eight) and UCLA (eight).
- The SEC top-three in that stretch is Kentucky (eight), Tennessee (seven) and Florida (six). No other school has greater than three.

SHARPSHOOTERS

- Darlinstone Dubar**, **Jordan Gainey**, **Chaz Lanier**, **Igor Miličić Jr.** and **Zakai Zeigler** all have at least 120 made 3-pointers as collegians.
- That quintet possesses a combined career 3-point mark of 950-of-2,599 (36.6 percent).
- The four guards (all except Miličić) each own upwards of 160 makes. Four of the five (all except Zeigler) are over 34.0 percent in their careers, with Dubar, Gainey and Lanier above 36.5 percent.
- The two fifth-year guards, Lanier and Dubar, are a combined 400-of-1,019 (39.3 percent) from deep as collegians. In 2023-24, Synergy Sports ranked them, respectively, as the nation's most and fourth-most efficient offensive players (min. 15 poss. per game).
- Chaz Lanier** made 10 3-pointers in his first three games as a Volunteer, tying **Santiago Vescovi** (2019-20) and **Chris Lofton** (2004-05) for the most in program history. **Jordan Gainey** hit eight in his first three games last year, now tied for fourth-most.

1.3K CLUB

- Tennessee, Alabama (five), Ole Miss and Xavier—all but one are in the SEC—are the only schools with at least four 1,300-point scorers. Just 10 others programs have even three.
- In total, only 25 teams—10 are in the SEC—have four-plus players with even 1,000 collegiate points.
- Darlinstone Dubar** has 1,426 points in 134 outings, good for 10.6 ppg across five seasons.
- Jordan Gainey** possesses 1,428 points in 123 contests, an average of 11.6 ppg over four years.
- Chaz Lanier**, the only member of the quartet who entered the season below 1K, now has 1,342 points in 127 outings, a 10.6 ppg ledger across five campaigns.
- Zakai Zeigler** owns 1,331 points in 123 appearances, giving him a 10.8 ppg average in four seasons.

IN-STATE SUCCESS

- Tennessee is 34-7 (.829) against fellow Volunteer State foes under **Rick Barnes**, including 17-2 (.895) in its last 19 such games.
- The 34 wins are against Vanderbilt (15x), Tennessee Tech (6x), ETSU (3x), Austin Peay (2x), Lipscomb (2x), UT Martin (2x), Chattanooga, Memphis, Middle Tennessee State and Tennessee State.

BEATING THE BLUEGRASS BLUE BLOOD...

- From 1993-2015—a 22-season stretch that spanned the tenures of seven Tennessee coaches—the Volunteers went 9-35 (.205) against Kentucky, including 7-28 (.200) versus ranked Wildcat squads and 2-21 (.087) with UK in the top 10.
- Since **Rick Barnes** arrived in 2015-16, UT is 11-11 (.500) against Kentucky. No other team has even seven-plus wins over UK in that time, while just Auburn and Kansas have even six. In that span, the Vols own a 10-7 (.588) ledger against ranked Wildcat teams, good for twice as many wins as any team in that time (Kansas has five).
- The Vols are 7-1 against Kentucky teams ranked in the top 10 under Barnes, including 6-1 when the Wildcats are in the top six and 5-1 when they are in the top five. UT is 6-0 in non-road games versus top-10 Kentucky teams in Barnes' tenure.
- UT has topped Kentucky at least once in eight of Barnes' 10 seasons, including each of the first seven. It went 2-1 in 2021-22, 2018-19 and 2017-18. The Vols beat UK in Knoxville four years in a row, 2015-16 through 2018-19, and again in 2021-22.
- Under Barnes, UT is 7-4 against UK with both teams in the AP top 25 and 4-1 with both in the top 10.
- The Vols are 4-3 on the road in the last seven seasons (since 2017-18) after going 2-36 in the prior 38 years (1979-2017). **Santiago Vescovi** and **Josiah-Jordan James** both went 3-2 at Rupp Arena.
- UT's most recent win at Kentucky was a 103-92 decision on 2/3/24. The 103 points marked the Vols' co-second-most ever against the Wildcats, including their top total on the road, eclipsing the prior high of 90 on 1/10/76 (pre-Rupp Arena). It also marked the fourth time any visitor has ever scored triple digits at Rupp Arena, including the second time an SEC team has done so, joining Arkansas on 1/25/92 (105). The Vols had last scored triple digits in an SEC road game on 2/16/93, notching 101 at Arkansas.
- Under Barnes, UT is 5-5 at home against Kentucky, 4-5 on the road and 2-1 in the SEC Tournament.

...BEHIND BARNES' TUTELAGE

- Rick Barnes** is tied with Kevin Stallings for seventh all-time with 12 wins against Kentucky as a head coach. That figure is first among all active DI head coaches and includes an 11-1 record during his Tennessee tenure. He went 0-1 at Texas and 1-1 at Clemson, putting him at 12-12.
- The only other active DI head coach in double figures is Auburn's **Bruce Pearl**, who owns a 10-18 mark. That includes a 4-9 mark during his tenure at Tennessee (2006-11) and a 6-9 record with Auburn.
- The six coaches above Barnes on the list are **Dale Brown** (18), **Billy Donovan** (17), **Bob Knight** (15), **Ray Mears** (15), **Roy Skinner** (14) and **Dean Smith** (13).
- Just seven others, including Barnes and Pearl, are in double figures. Those individuals are **Kevin Stallings** (12), **Don DeVoe** (11), **Wimp Sanderson** (11), **C.M. Newton** (10) and **Roy Williams** (10).
- Of the 13 coaches with 10-plus wins, four coached Tennessee: Barnes (2015-present), Pearl (2006-11), DeVoe (1978-89) and Mears (1962-77). DeVoe went 11-12 at UT and 0-2 at Florida (11-14 overall), while Mears was 15-15 exclusively with the Vols.

SECOND TIME'S A CHARM

- Over the past eight years (2017-25), **Rick Barnes** has led Tennessee to a 27-8 (.771) record in the second leg of regular season home-and-home series.

SHOOTING TO SUCCEED

- Over the last four seasons (2021-25), Tennessee is 44-8 (.846) when hitting double-digit 3-pointers in a game, including 27-3 (.900) at home.
- During **Rick Barnes'** first six seasons on Rocky Top, 2015-16 to 2020-21, Tennessee was a strong 20-12 (.625) in such games, including 12-3 (.800) at home, but the last four years have been even better.

ALL BUT THREE

- Tennessee owns a 104-3 (.972) record under **Rick Barnes** when leading by double digits at halftime.
- The Volunteers have not lost such a game since 11/23/17 against #5/3 Villanova in the Battle 4 Atlantis semifinals in Paradise Island, Bahamas.

A SUPERB SIGN

- Tennessee is 130-15 (.897) under **Rick Barnes** when holding its opponent to 39.0 percent or worse field-goal shooting, including 71-8 (.899) when its foe shoots 35.0 or below. The Volunteers are a perfect 26-0 (1.000) in Barnes' tenure when holding their opponent to a field-goal clip of 30.0 or under.

DOMINANT DECISIONS

- Since the start of the 2022-23 campaign, Tennessee has 32 wins by 20-plus points. Twelve of them, a single-season program record, came in 2022-23.
- Of the Volunteers' 31 SEC victories the last three seasons (2022-25), 13 are by at least 20 points (five in 2022-23, six in 2023-24, two in 2024-25).
- In the last three years, UT has 23 wins by 25-plus (12 in 2022-23, six in 2023-24, five in 2024-25), including 18 by 30-plus (nine, five and four, respectively), 14 by 35-plus (four, six and four, respectively) and six by 40-plus (four 2022-23, two in 2024-25).
- Early this season, Tennessee won back-to-back games by 35 points: 92-57 versus Montana (11/13/24) and 103-68 against Austin Peay (11/17/24). It marked the second time in the last three seasons (2022-25) UT has posted at least two straight 35-point wins, joining a three-game stretch in 2022-23.
- In their next home game, the Vols won, 78-35, versus UT Martin (11/27/24), their 26th win by 40-plus in the shot-clock era (since 1985-86), including their 14th in **Rick Barnes'** 10-year tenure. They added an 84-36 triumph over Western Carolina (12/17/24), upping those marks to 27 and 15, respectively.

SPLENDID START

- Tennessee went 14-0 to begin the 2024-25 season. It tied the 1922-23 season (1/8/1923 to 2/20/1923) for the best start in school history.
- It marked the fifth time UT won 10-plus games in a row to begin a season, including the third in the last century. The other three instances came in 1915-16 (12-0 undefeated season), 1999-2000 (11-0) and 1997-98 (10-0).

SIGNIFICANT STREAK

- Tennessee's 14 straight victories to open the season tied the second-longest single-season winning streak in program history. The Volunteers won 19 games in a row in 2018-19 (11/28/18 to 2/13/19) under Rick Barnes' leadership and won 14 in a row in 1922-23 (1/8/1923 to 2/20/23).
- In total, UT now has 10 double-digit winning streaks in a single season, as it also achieved the feat in 1976-77 (12), 1915-16 (12), 2007-08 (11), 1999-2000 (11), 1997-98 (10), 1965-66 (10) and 1964-65 (10).
- Including multi-season streaks, Tennessee's 14-game mark in 2024-25 was its co-third-longest ever, as the 12-0 record in 1915-16 was part of a 15-game streak across three seasons (1914-15 to 1916-17).
- In total, this marked the 12th double-digit streak in UT history, as it has two others that were multi-seasons. The Volunteers won 13 in a row across the 1913-14 and 1914-15 campaigns, as well as 12 straight in the 1940-41 and 1941-42 seasons.

GAME-BY-GAME STARTERS

OPP.	LINEUP (PG-SG-SF-PF-C)
Gardner-Webb at Louisville	Zeigler-Lanier-Mashack-Miličić-Okpara
Montana	Zeigler-Lanier-Mashack-Miličić-Okpara
Austin Peay vs. Virginia	Zeigler-Lanier-Mashack-Miličić-Okpara
vs. UT Martin	Zeigler-Lanier-Mashack-Miličić-Okpara
Syracuse vs. Miami	Zeigler-Lanier-Mashack-Miličić-Okpara
at Illinois	Zeigler-Lanier-Mashack-Miličić-Okpara
Western Caro.	Zeigler-Lanier-Mashack-Miličić-Okpara
Middle Tenn.	Zeigler-Lanier-Mashack-Miličić-Okpara
Norfolk State	Zeigler-Lanier-Mashack-Miličić-Okpara
Arkansas at Florida	Zeigler-Lanier-Mashack-Miličić-Okpara
at Texas	Zeigler-Lanier-Mashack-Miličić-Okpara
Georgia	Zeigler-Lanier-Mashack-Miličić-Okpara
at Vanderbilt	Zeigler-Lanier-Mashack-Miličić-Okpara
Mississippi State	Zeigler-Lanier-Mashack-Miličić-Okpara
at Auburn	Zeigler-Lanier-Mashack-Miličić-Okpara
Kentucky	Zeigler-Lanier-Mashack-Miličić-Okpara
Florida	Gainey-Lanier-Mashack-Dubar-Okpara
Missouri	Zeigler-Lanier-Mashack-Miličić-Okpara
at Oklahoma at Kentucky	
Vanderbilt at Texas A&M	
at LSU	
Alabama at Ole Miss	
South Carolina	

RECORD BY LINEUP

REC. LAST	(PG-SG-SF-PF-C)
18-4 2/5/25	Zeigler-Lanier-Mashack-Miličić-Okpara
1-0 2/1/25	Gainey-Lanier-Mashack-Dubar-Okpara

GAMES STARTED

	Streak	24-25	Career	SEC
Bishop Boswell	-	-	-	-
Darlinstone Dubar	-	1	107	1
J.P. Estrella	-	-	-	-
Jordan Gainey	-	1	59	1
Chaz Lanier	33	23	72	10
Jahmai Mashack	25	23	44	16
Igor Miličić Jr.	1	22	74	9
Felix Okpara	29	23	68	10
Cade Phillips	-	-	-	-
Zakai Zeigler	1	22	68	40

PLUS/MINUS TRACKER

	GP	Season	High
Zeigler	22	+304	+43 vs. Austin Peay (11/17)
Lanier	23	+277	+32 vs. UT Martin (11/27)
Gainey	23	+272	+30 vs. Syracuse (12/3)
Miličić	22	+246	+42 vs. Austin Peay (11/17)
Okpara	23	+224	+31 vs. Virginia (11/21)
Mashack	23	+220	+45 vs. W. Carolina (12/17)
Phillips	23	+115	+29 vs. W. Carolina (12/17)
Dubar	18	+55	+24 vs. W. Carolina (12/17)
Carr	4	+14	+19 vs. Montana (11/13)
Estrella	3	+12	+12 vs. Gard.-Webb (11/4)
Boswell	19	+10	+13 vs. Montana (11/13)

ROCKY TOP 2024-25 HONORS WATCH

Darlimestone Dubar

- Lute Olson POY Award Early Season Watch List

Chaz Lanier

- USBWA Oscar Robertson Trophy Midseason Watch List
- The Athletic Midseason Second Team All-American
- The Sporting News Midseason Third Team All-American
- FOX Sports Midseason Second Team All-American
- Wooden Award Midseason Top 25 Watch List
- Jerry West Award Midseason Top 10 List & Preseason Top 20 Watch List
- College Hoops Today Early Season Second Team All-American
- 2x USBWA Oscar Robertson National Player of the Week (11/26/24, 1/7/25)
- AP National Player of the Week (1/7/25)
- Lute Olson National Player of the Week (11/25/24)
- 2x SEC Player of the Week (11/25/24, 1/6/25)
- Baha Mar Championship MVP

Jahmai Mashack

- Naismith Defensive POY Midseason Watch List
- Baha Mar Championship All-Tournament Team

Zakai Zeigler

- Naismith Defensive POY Midseason Watch List
- USBWA Oscar Robertson Trophy Midseason Watch List
- Wooden Award Midseason Top 25 Watch List
- The Athletic Midseason All-America Honorable Mention
- Bob Cousy Award Midseason Top 10 List & Preseason Top 20 Watch List
- College Hoops Today Early Season First Team All-American
- AP National Player of the Week (12/31/24)
- SEC Player of the Week (12/30/24)
- Blue Ribbon Yearbook Preseason Second Team All-American
- Jay Bilas Preseason Third Team All-American
- Preseason First Team All-SEC (Media)
- Preseason First Team All-SEC (Media)
- Naismith Trophy Preseason Watch List
- Lute Olson POY Award Early Season Watch List

GAME-BY-GAME DUNKS

Opponent	For	Against	Margin
Gardner-Webb	3	0	+3
at Louisville	2	0	+2
Montana	6	0	+6
Austin Peay	8	1	+7
vs. Virginia	3	1	+2
vs. Baylor	5	1	+4
UT Martin	6	0	+6
Syracuse	8	3	+5
vs. Miami	4	2	+2
at Illinois	2	1	+1
Western Caro.	8	0	+8
Middle Tenn.	7	0	+7
Norfolk State	7	0	+7
Arkansas	5	1	+4
at Florida	2	3	-1
at Texas	3	2	+1
Georgia	8	0	+8
at Vanderbilt	6	2	+4
Mississippi State	1	1	0
at Auburn	4	2	+2
Kentucky	4	4	0
Florida	4	1	+3
Missouri	5	1	+4
at Oklahoma			
at Kentucky			
Vanderbilt			
at Texas A&M			
at LSU			
Alabama			
at Ole Miss			
South Carolina			
TOTAL	111	26	+85

HOOPS DNA

- Tennessee Vice Chancellor/Director of Athletics **Dr. Daniel J. White** (Danny) played college basketball at Towson (1998-2000) and Notre Dame (2000-02). The Fighting Irish reached the second round of the NCAA Tournament both years he was active.
- Danny's father, **Kevin White**, was the AD at six schools, including five at the DI level and three in a Power Five league, over 38 years. Duke won two national titles in men's basketball (2010, 2015) during his 13 years there, before his 2021 retirement. Notre Dame won a title in women's basketball (2001) his and Danny's first year there.
- Danny's younger brother, **Brian White**, is the AD at Florida Atlantic. In his fifth year, 2022-23, the Owls reached the Final Four for the first time and defeated Tennessee, 62-55, in the Sweet 16.
- Danny's older brother, **Mike White**, a four-year starter at Ole Miss from 1995-99, is in his 14th year as a DI head coach and third at Georgia. He was at Florida from 2015-22 and made four NCAA Tournament trips, reaching the 2017 Elite Eight. He went 101-40 at Louisiana Tech from 2011-15.

LEGENDARY LEADERS

- **Rick Barnes** is one of six active UT head coaches who have led their team to a No. 1 national ranking. Five, including Barnes, have done so since 2018.

COACH

POLL | YEARS

Rick Barnes, M. Basketball	AP, Coaches 2025, 2019
Josh Heupel, Football	CFP 2022
Tony Vitello, Baseball	all polls 2024, 2022
Brennan Webb, M. Golf	Golfweek 2018
Karen Weekly, Softball	NFCA 2014, 2007
Chris Woodruff, M. Tennis	ITA 2022

ALL ALONE ... TWICE

- Tennessee is the only school to earn a No. 1 ranking in baseball (Coaches/DIB), men's basketball (AP/Coaches) and football (AP/Coaches/CFP) in the last three academic years (2022-25). It is also the only one to reach the CWS, Elite Eight and CFP in the 2024 calendar year.

"EVERYTHING SCHOOL"

- In 2023-24, Tennessee claimed its third straight SEC All-Sports Trophy. The Volunteers have earned the trophy in all three of **Daniel J. White's** full years as the AD after never previously winning it.
- After placing a school-best sixth in the 2022-23 LEARFIELD Directors' Cup, UT exceeded that mark with a third-place finish in 2023-24, leading all SEC institutions and trailing only Texas (then Big 12) and Stanford. The Vols totaled 1,217 points and received at least 25 from all 20 of their athletic teams.
- All of UT's athletic teams, for the first time in school history, made the postseason in 2023-24. Only one other Power Five institution, Texas A&M, recorded a postseason appearance in every sport last year.
- In 2023-24, 13 of UT's 20 teams finished in the national top 25, all in the top 20. Ten placed top-10 and four took a top-five spot. The full list is below:
 - ★ #1/1 Baseball | High: #1/1 (*national champion*)
 - ★ #3 Rowing | High: #3
 - ★ #4 Women's Swimming & Diving | High: #4
 - ★ #5/5 Men's Basketball | High: #4/4
 - ★ #6 Women's Cross Country | High: #6
 - ★ #6 Men's Swimming & Diving | High: #6
 - ★ #7 Men's Golf | High: #5
 - ★ #7 Men's Tennis | High: #5
 - ★ #9 Volleyball | High: #8
 - ★ #9/10 Softball | High: #2/3
 - ★ #12 Women's Tennis | High: #12
 - ★ #17/17 Football | High: #11/9
 - ★ #17 Women's Indoor Track & Field | High: #6
- Of UT's 20 teams, 19 earned a top-25 ranking in 2023-24, with 17 reaching the top 15, 13 claiming a top-10 spot and seven peaking in the top five.

PROMINENT PROGRAMS

- Tennessee is the only school with 1,400-plus wins in both men's and women's basketball. Just five others—Connecticut, Louisiana Tech, Stanford, Stephen F. Austin and Texas—have 1,200-plus in each.
- UT has the fifth-most combined wins between men's and women's basketball, trailing only Duke, Kansas, Kentucky and North Carolina.

DANCING ON ROCKY TOP

- Tennessee and Gonzaga are the only schools to reach each of the last six—no one else is at even five—NCAA Tournaments in both men's and women's basketball.
- UT was also the only SEC school in 2023-24 to win a bowl game, plus make the men's basketball, women's basketball, soccer and volleyball championships.

WIDE WINGSPANS, LONG LIMBS

- Four Volunteers possess wingspans at least five inches greater than their listed height.
 - 6-4 **Jahmai Mashack** has a 6-9.25 wingspan (+5.25in)
 - 5-9 **Zakai Zeigler** has a 6-2.25 wingspan (+5.25in)
 - 6-5 **Chaz Lanier** has a 6-10 wingspan (+5in)
 - 6-9 **Cade Phillips** has a 7-2 wingspan (+5in)
- Five Tennessee players own wingspans of at least 6-10. Another is a quarter-inch from that mark.
 - **Felix Okpara** has a 7-2.75 wingspan
 - **Cade Phillips** has a 7-2 wingspan
 - **J.P. Estrella** has a 7-1.75 wingspan
 - **Igor Miličić Jr.**, has a 6-11.5 wingspan
 - **Chaz Lanier** has a 6-10 wingspan
 - **Darlimestone Dubar** is just shy with a 6-9.75 wingspan
- Five Vols have a standing reach of at least two feet and one inch above their listed height.
 - 6-11 **Felix Okpara** has a 9-4.25 reach (+2ft, 5.25in)
 - 6-11 **J.P. Estrella** has a 9-3 reach (+2ft, 4in)
 - 6-9 **Cade Phillips** has an 8-11.75 reach (+2ft, 2.75in)
 - 6-6 **Darlimestone Dubar** has an 8-8.5 reach (+2ft, 2.5in)
 - 6-10 **Igor Miličić Jr.**, has an 8-11.25 reach (+2ft, 1.25in)
 - 6-4 **Jahmai Mashack** has an 8-5 reach (+2ft, 1in)
- Four members of the UT roster own a standing reach of 8-10 or above.
 - **Felix Okpara** has a 9-4.25 reach
 - **J.P. Estrella** has a 9-3 reach
 - **Cade Phillips** has an 8-11.75 reach
 - **Igor Miličić Jr.**, has an 8-11.25 reach

WEIGHT ROOM WORKERS

- Between his arrival at Tennessee and the start of the season, **Chaz Lanier** increased his vertical jump by over 2.5 inches, while also adding 12.9 pounds to his frame. **Bishop Boswell** upped his vert by nearly 2.1 inches while adding 10.3 pounds and **Darlimestone Dubar** increased his vert by over 2.75 inches.
- **Jordan Gainey**, during his first offseason at UT in advance of the 2023-24 season, added 14.5 pounds and increased his vertical jump by 3.54 inches.
- Between his August 2021 arrival at UT and the start of his senior season, **Zakai Zeigler** added 24.2 pounds and upped his vertical jump by 4.23 inches. He also has a max trap bar deadlift of 465 pounds that is 2.7 times his body weight.
- **Cade Phillips'** max trap bar deadlift of 565 pounds is 2.62 times his body weight, while **Jahmai Mashack** owns a max reverse band back squat of 545 pounds, good for 2.7 times his body weight.
- **Felix Okpara's** isometric belt test shows he can generate 1,626 pounds of vertical force.
- **J.P. Estrella** improved his max bench press by 36 pounds in the offseason, while **Igor Miličić Jr.**, upped his mRSI (fast explosive strength) by 26.7 percent.

VETERAN VIBES

- UT has 10 scholarship players: two fifth-years, four seniors, one junior, two sophomores and a freshman.
- Seven of the 10 Vols are in at least their third year of college, with six in at least their fourth campaign. Just one does not have prior collegiate experience.

TRACKING TENNESSEE

Date	AP	Coaches	NET	KPom
Pre	12	12	n/a	13
11/11	11	9	n/a	9
11/18	11	9	n/a	6
11/25	7	6	n/a	5
12/2	3	3	1	2
12/9	1	1	1	2
12/16	1	1	2	2
12/23	1	1	2	3
12/30	1	1	2	3
1/6	1	1	3	4
1/13	6	6	4	6
1/20	6	7	4	6
1/27	8	8	4	6
2/3	4	4	4	4
2/10				
2/17				
2/24				
3/3				
3/10				
3/17				
Final				

Ratings Tracker (through Feb. 2, 2025)

BartTorvik: 6 ESPN SOR: 4 Haslametrics: 5
ESPN BPI: 4 EvanMyra: 7 WAB: 3

Quad 1 Record: 7-4

Wins: #5 Florida, at #14 Illinois, #18 Missouri, vs. #27 Baylor,
at #28 Louisville, at #29 Texas, #30 Mississippi State

Quad 2 Record: 2-0

Quad 3 Record: 3-0

Quad 4 Record: 7-0

TEAM STAT RANKINGS

Category Stat	SEC	NCAA	SEC*
Scoring Offense 75.0	15	163	68.30 13
Scoring Defense 59.6	1	4	63.90 1
Scoring Margin 15.4	3	11	4.40 5
FG Pct. 44.6	14	188	39.2 16
FG Pct. Defense 36.3	1	1	38.4 1
Effective FG Pct. 52.0	14	154	-- --
3P Pct. 34.0	7	174	32.2 8
3P Pct. Defense 26.7	1	1	29.6 3
3PM Per Game 8.6	8	97	8.30 6
3PA Per Game 25.3	7	89	-- --
Free Throw Pct. 75.1	4	70	74.7 4
FTM Per Game 14.3	14	147	-- --
FTA Per Game 19.0	16	196	-- --
Rebounds Per Game 38.57	6	47	38.10 4
Rebound Margin 6.8	4	23	3.30 4
Off. Rebs Per Game 12.83	5	47	14.10 2
Def. Rebs Per Game 25.74	8	115	24.0 T-9
Assists Per Game 15.9	4	53	14.70 4
Assist/Turnover Ratio 1.48	5	35	1.39 3
TOs Per Game 10.7	8	65	-- --
TOs Forced Per Game 12.96	9	124	-- --
Turnover Margin 2.3	7	59	0.70 8
Blocks Per Game 5.3	3	14	5.10 5
Steals Per Game 7.5	10	116	6.70 12
Fouls Per Game 14.7	1	32	-- --
Bench PPG 20.43	13	199	-- --
Fast-Break PPG 9.26	14	208	-- --
Winning Pct. .826	4	11	.600 T-6

Bold = top-40 national ranking * = SEC games only

LAST ONE STANDING

- Tennessee was the final undefeated team in the country this season, making it to 1/7/25 before falling in its 15th game. The Vols outlasted Florida and Oklahoma, both of which lost three days prior.
- According to ESPN, this was the second time UT was the nation's last unbeaten team, joining the 1915-16 campaign that it finished 12-0.

MIGHTY MASHACK

- Jahmai Mashack** owns the fifth-best career Defensive Box Plus-Minus (DBPM) at the DI level (min. 50 GP) over the last 15 seasons (2010-25), per CBB Ref, and is second among active players.

NAME	DBPM	YEARS	SCHOOL
1. Briante Weber	8.21	2011-15	VCU
2. Walker Kessler	7.36	2020-22	two
3. Joseph Tugler	7.14	2023-25	Houston
4. Jeff Withey	6.82	2009-13	Kansas
5. Jahmai Mashack	6.49	2021-25	Tennessee
6. Willie Cauley-Stein	6.41	2012-15	Kentucky
7. Anas Mahmoud	6.37	2014-18	Louisville
8. Delon Wright	6.28	2013-15	Utah
9. Gorgui Dieng	6.26	2010-13	Louisville
10. Isaiah Wilkins	6.19	2014-18	Virginia

- Mashack also has the best DBPM in the country during the 2024-25 season alone.

NAME	DBPM	CONF.	SCHOOL
1. Jahmai Mashack	8.1	SEC	Tennessee
2. Joseph Tugler	7.8	Big 12	Houston
3. Cooper Flagg	6.9	ACC	Duke
4. Sion James	6.6	ACC	Duke
5. Emmanuel Sharp	6.4	Big 12	Houston
6. Kadary Richmond	6.3	Big East	St. John's
7. Tyler Tanner	6.2	SEC	Vanderbilt
8. Miles Byrd	6.1	MWC	San Diego St.
9. Cameron Matthews	6.1	SEC	Miss. State
10. Stevie Mitchell	6.0	Big East	Marquette

- CBS Sports' **Jon Rothstein**, on 12/15/24, wrote: "Capable of guarding all five positions on the floor, Mashack is separating himself as college basketball's best overall defender. You can't measure what this guy does in a box score."
- SECN's **Ron Slay**, on 12/19/24, tweeted he thinks Mashack is "National Defensive Player of the Year."
- ESPN's **Dane Bradshaw**, on 2/1/25, said, "Facing **Jahmai Mashack** is like going to an escape room. You're locked up and not getting out until you call for help."

GAINEY GETTING GOING

- In 2023-24, his first year at UT, **Jordan Gainey** scored in double figures in 10 of 36 contests, with 12-plus in seven, 16-plus in three and a high of 18.
- This season, Gainey scored in double digits 13 times in the first 23 games, reaching 12-plus in nine, with 16-plus in six and a high of 23.
- Gainey produced 23 points at Illinois (12/14/24). He tallied 18 in the last 14 minutes alone, tying his then-high in a full game at UT, and capped it with a buzzer-beating layup for the win.

ZEIGLER'S MILESTONE MOMENTS

- Zakai Zeigler** set the UT all-time steals record 1/15/25 against No. 23 Georgia. He logged a career-best six takeaways to up his total to 215, passing the mark of 212 set by **Santiago Vescovi** (2019-24). The record-breaking steal led right to his 600th assist.
- In the 1/28/25 matchup with No. 12 Kentucky, Zeigler joined Arkansas' **Kareem Reid** (1995-99) as the only two people all-time with 1,300 points, 600 assists and 200 steals at an SEC school.

BACK-TO-BACK BARRAGES

- After shooting 60.8 percent (31-of-51) against Montana (11/13/24), Tennessee tallied a 63.8 percent (37-of-58) mark against Austin Peay (11/27/24).
- Prior to that two-game stretch, the Volunteers had shot over 60.0 percent seven total times in the last 20 seasons (2005-25), with a ledger over 61.0 percent just four times in that stretch.
- Rick Barnes'** team totaled 46 assists across the two wins, amassing 24 versus the Grizzlies and 22 against the Governors.

FROM ONCE TO THRICE

- Tennessee has allowed three-dozen (36) or fewer points three times in the last 50 seasons (1975-25), two of which came within the first 11 games of the 2024-25 campaign, both in a three-week stretch.
- Prior to this season, the only such instance came on 12/11/21 in a 76-36 win over UNC Greensboro in **Rick Barnes'** seventh year at the helm.
- The Volunteers beat UT Martin, 78-35, on 11/27/24 to beat that mark by a point. Just 20 days later, on 12/17/24, they picked up an 84-36 decision over Western Carolina.
- The 1975-76 starting point of the 50-year span is 10 years before the shot-clock era (since 1985-86).
- In both games, Tennessee had a half in which it allowed only 15 points, after the break versus UT Martin and before it against Western Carolina.
- The Volunteers conceded a field-goal clip under 23.0 percent in each contest, its fourth and fifth time doing so in the last 20 seasons (2005-25), with four of those outings in Barnes' tenure. UT Martin shot 22.6 percent (12-of-53) and Western Carolina notched a 21.9 percent (14-of-64) ledger.

PREMIER PLAYERS

- Zakai Zeigler** is the sixth-rated player in America on EvanMyra.com. He and Chaz Lanier are both top-five in KenPom.com's SEC player rankings.
- Zeigler is fifth nationally in assists per game (7.5) and total assists (64), topping the SEC in both areas.

He is second in the league in minutes per game (34.28), third in total minutes (754), third in assist-to-turnover ratio (2.52), fourth in total steals (44), co-fourth in free-throw percentage (87.8) and co-fifth in steals per game (2.0). Additionally, he is No. 42 in DI in steals per game.

- Lanier is co-third in DI in total made 3-pointers (81) and co-fourth in made 3-pointers per game (3.52), pacing the SEC in both categories. He is No. 32 nationally and third in the SEC in 3-point percentage (42.2), as well as third in the league in total made field goals (139) and seventh in points per game (17.5).

NOT SO EASY IN NON-CON...

- Tennessee had six non-conference games versus Power Five foes, including five away from home. Two were true road games.
- UT is one of just 20 Power Five schools with multiple true road games in non-conference action.
- Of that group, the Vols are among 14 with two such games versus other Power Five teams. The others are Alabama, Baylor, Cal (three), Cincinnati, DePaul, Georgetown, Kansas, Marquette, Notre Dame, Pittsburgh, South Carolina, Wake Forest and Xavier.
- Tennessee won all six of its Power Five non-conference clashes, including five by 13-plus points and three by at least 22. It is the only team in the SEC to beat a Big Ten team in a true road game.

...BUT STILL UNDEFEATED

- Tennessee went 13-0 in non-conference play. It marked the program's fifth perfect such mark in the SEC era (since 1932-33), alongside 2020-21 (6-0), 1997-98 (11-0), 1980-81 (8-0) and 1956-57 (8-0).
- UT also became the 12th SEC team to win 13-plus regular season non-conference games without a loss. They joined 2024-25 Florida (13-0), 2024-25 Oklahoma (13-0), 2023-24 Ole Miss (13-0), 2019-20 Auburn (13-0), 2015-16 South Carolina (13-0), 2014-15 Kentucky (13-0), 2009-10 Kentucky (15-0), 2007-08 Vanderbilt (15-0), 2007-08 Ole Miss (14-0), 2005-06 Florida (14-0) and 1999-2000 LSU (13-0).

INAM: "IT'S NOT ABOUT ME"

- In each of **Zakai Zeigler's** first three seasons, Tennessee placed top-15 nationally in assist rate, per KenPom. It ranked No. 13 in 2023-24 (61.0), second in 2022-23 (66.2) and sixth in 2021-22 (63.0).
- Thus far in 2024-25, the Volunteers have notched 20-plus assists on five occasions. Their high mark is 24 versus Montana (11/13/24).
- Tennessee posted 20-plus assists 11 times in 2023-24 and reached 25-plus thrice, with a high of 28 against Vanderbilt (2/17/24).
- In 2022-23, Tennessee amassed 20-plus assists in seven contests, with 25-plus four times. It posted a high of 29 versus South Carolina (2/25/23).
- The Volunteers recorded 20-plus assists 10 times in 2021-22, logging 25-plus on four occasions. They had a high of 29 versus Longwood (3/17/22) in the NCAA Tournament opener and against USC Upstate (12/14/21).

ATTACKED REHABILITATION

- **Zakai Zeigler** suffered a season-ending left ACL tear three minutes into Tennessee's 2022-23 home finale against Arkansas (2/28/23).
- Zeigler underwent surgery 13 days later (3/13/23) and then spent the 2023 offseason rehabbing under the collaborative direction of athletic trainer **Chad Newman**, director of sports performance **Garrett Medenwald** and director of rehabilitation **John Dean**.
- After missing the final six-plus games of 2022-23, all three contests during the Italian foreign tour and both 2023-24 exhibition outings, Zeigler returned for last season's opener, notching five assists in 12 minutes versus Tennessee Tech (11/6/23).
- Zeigler came off the bench for the Volunteers' first six games of 2023-24 before reentering the starting lineup at North Carolina (11/29/23). From that point on, he averaged 13.3 ppg, 6.7 apg and 1.9 spg, while shooting 36.4 percent from 3-point range.

Z IS KEY

- In **Zakai Zeigler's** career, Tennessee is 9-7 against AP top-10 teams. He is averaging 14.8 ppg in the eight victories in which he played and 9.4 ppg in the seven defeats, a differential of 5.4 points.

DATE	OPPONENT	POINTS	RESULT
Nov. 20, 2021	#5 Villanova (N)	7 points	L, 71-53
Dec. 12, 2021	#6 Arizona (H)	3 points	W, 77-73
Feb. 15, 2022	#4 Kentucky (H)	14 points	W, 76-63
Feb. 26, 2022	#3 Auburn (H)	13 points	W, 67-62
March 12, 2022	#5 Kentucky (N)	11 points	W, 69-62
Nov. 25, 2022	#3 Kansas (N)	14 points	W, 64-50
Dec. 17, 2022	#9 Arizona (A)	21 points	L, 75-70
Jan. 28, 2023	#10 Texas (H)	22 points	W, 82-71
Feb. 15, 2023	#1 Alabama (H)	15 points	W, 68-59
Nov. 21, 2023	#2 Purdue (N)	5 points	L, 71-67
Nov. 22, 2023	#1 Kansas (N)	0 points	L, 69-60
Feb. 3, 2024	#10 Kentucky (A)	26 points	W, 103-92
March 31, 2024	#3 Purdue (N)	9 points	L, 72-66
Jan. 7, 2025	#8 Florida (A)	10 points	L, 73-43
Jan. 25, 2025	#1 Auburn (A)	14 points	L, 53-51
Feb. 1, 2025	#5 Florida (H)	DNP-INJ	W, 64-44

ZEIGLER FAMILY RELOCATED TO ROCKY TOP FOLLOWING TRAGEDY

- On 2/26/22, **Zakai Zeigler's** mother's apartment complex in Queens, N.Y., was destroyed by a fire. His mother, **Charmane Zeigler**, and Zakai's special-needs nephew, Nori, whom Charmane is raising, lost everything.
- On 3/2/22, aided by Tennessee Athletics' compliance office and administration, Zeigler launched a [GoFundMe](#) fundraiser. UT fans collectively donated over \$363,000 in under 24 hours.
- That summer, thanks to the generosity of Volunteer fans, Charmane and Nori permanently relocated to Knoxville, Tenn.

ZZZ TRACKING

ASSISTS

1	715	Johnny Darden	109 GP	1975-79
2	636	Zakai Zeigler	123 GP	2021-25
3	577	C.J. Watson	119 GP	2002-06
4	525	Rodney Woods	76 GP	1972-75
5	509	Tony Harris	121 GP	1997-01

ASSISTS PER GAME

1	6.91	Rodney Woods	525 AST	76 GP	1972-75
2	6.56	Johnny Darden	715 AST	109 GP	1975-79
3	5.17	Zakai Zeigler	636 AST	123 GP	2021-25
4	5.11	LaMarcus Golden	291 AST	57 GP	1992-94
5	4.85	C.J. Watson	577 AST	119 GP	2002-06

ASSIST/TURNOVER RATIO (min. 2.0 APG & 40 GP)

1	2.70	Jordan Bone	405/150	95 GP	2016-19
2	2.35	Zakai Zeigler	636/271	123 GP	2021-25
3	2.20	Jon Higgins	352/160	124 GP	1999-03
4	2.144	Dane Bradshaw	386/180	124 GP	2003-07
5	2.142	Bobby Maze	227/106	71 GP	2008-10

STEALS

1	225	Zakai Zeigler	123 GP	2021-25
2	212	Santiago Vescovi	149 GP	2019-24
3	211	Vincent Yarbrough	127 GP	1998-02
4	198	C.J. Watson	119 GP	2002-06
5	193	Chris Lofton	128 GP	2004-08

STEALS PER GAME

1	2.42	LaMarcus Golden	138 STL	57 GP	1992-94
2	2.18	Kennedy Chandler	74 STL	34 GP	2021-22
3	2.09	Clarence Swearngen	121 STL	58 GP	1987-89
4	1.83	Zakai Zeigler	225 STL	123 GP	2021-25
5	1.66	C.J. Watson	198 STL	119 GP	2002-06

POINTS/ASSISTS DOUBLE-DOUBLES

1	11	Zakai Zeigler	122 GP	2021-25
2	5	Rodney Woods	76 GP	1972-75
3	3	Jordan Bone	95 GP	2016-19
3	3	Tyrone Beaman	121 GP	1980-84
5	2	Kennedy Chandler	34 GP	2021-22
2	2	Tony Harris	121 GP	1997-01
2	2	Fred Jenkins	110 GP	1983-87
2	2	Johnny Darden	109 GP	1975-79

Zeigler also has one with points and rebounds. He is among 35 all-time Vols with 12-plus double-doubles.

3-POINTERS MADE

1	431	Chris Lofton	128 GP	2004-08
...				
6	231	Brandon Wharton	115 GP	1995-99
7	209	Jon Higgins	124 GP	1999-03
8	206	Zakai Zeigler	123 GP	2021-25
9	196	Josiah-Jordan James	144 GP	2019-24
10	186	Jordan Bowden	132 GP	2016-20

3-POINT ATTEMPTS

1	1,021	Chris Lofton	128 GP	2004-08
...				
4	681	JaJuan Smith	126 GP	2004-08
5	665	Tony Harris	121 GP	1997-01
6	628	Zakai Zeigler	123 GP	2021-25
7	597	Josiah-Jordan James	144 GP	2019-24
8	578	Brandon Wharton	115 GP	1995-99

VICTORIES (only includes years/semesters in which player was eligible and did not have a predetermined redshirt)

1	135	John Fulkerson	2016-22
...			
7	99	Steven Pearl	2007-11
99	99	Brian Williams	2007-11
9	98	Jahmai Mashack	2021-25
98	98	Zakai Zeigler	2021-25

In addition, **Zakai Zeigler** ranks No. 27 on UT's career scoring list with 1,331 points. He is 12 behind No. 26 **Mike Edwards** (1,343 from 1970-73) and 34 behind No. 25 **Jordan Bowden** (1,365 from 2016-20).

GREAT GROUP

- There are two different multi-faceted career achievements for which **Zakai Zeigler** is among only five players in program history to meet each threshold. The full lists for each group are below.

1,000 POINTS & 400 ASSISTS

Zakai Zeigler	2021-pres.	1,331pts	636ast
Santiago Vescovi	2019-24	1,540pts	453ast
C.J. Watson	2002-06	1,424pts	577ast
Tony Harris	1997-01	1,588pts	509ast
Allan Houston	1989-93	2,801pts	460ast

1,000 POINTS, 300 ASSISTS & 150 STEALS

Zakai Zeigler	2021-pres.	1,331pts	636ast	225stl
Santiago Vescovi	2019-24	1,540pts	453ast	212stl
C.J. Watson	2002-06	1,424pts	577ast	198stl
Brandon Wharton	1995-99	1,651pts	315ast	150stl
Fred Jenkins	1983-87	1,139pts	388ast	183stl

- The only players on both lists—those possessing 1,000 points, 400 assists and 150 steals—are **Zakai Zeigler**, **Santiago Vescovi** and **C.J. Watson**. Zeigler reached that mark in his third season, while Vescovi did so in his fifth and Watson in his fourth.
- Zeigler is the only player in Tennessee history with 1,200 points, 500 assists and 200 steals.
- In addition, Zeigler is one of just seven Volunteers to amass 1,000 points, 300 rebounds and 300 assists.

ACTIVE NCAA/SEC RANKINGS

- **Zakai Zeigler**, a true senior, is top-25 among active DI players, through 2/5/25, in five categories, including top-11 in four. All are listed below, along with his SEC ranking, which is top-two in each.
 - 9. Assist/Turnover Ratio (2.35) | 2nd in SEC
 - 10. Assists Per Game (5.17) | 1st in SEC
 - 11. Total Steals (225) | 2nd in SEC
 - 11. Total Assists (636) | 2nd in SEC
 - 22. Steals Per Game (1.83) | 2nd in SEC

- The only SEC player above Zeigler in both assist/turnover ratio and total assists is Vanderbilt's **A.J. Hoggard**, a fifth-year who checks in with 2.37 and 705 marks, respectively.
- The lone SEC competitor above Zeigler in total steals is also a fifth-year, Mississippi State's **Cameron Matthews** with 249.
- Vanderbilt's **Chris Mañon**, also a fifth-year, is the lone individual from the SEC above Zeigler in steals average, as he owns a 1.98 ledger.

MAJOR MERITS IN 2023-24

- In 2023-24, **Zakai Zeigler** won SEC Defensive Player of the Year honors, becoming third the individual under 6-foot to do so, joining LSU's **Tremont Waters** (2018-19) and Kentucky's **Tyler Ulis** (2015-16).
- Zeigler also earned SEC All-Defensive Team status for the third straight year, becoming the fourth player in league history to do so. The others are Ole Miss' **Reginald Buckner** (2010-13), Vanderbilt's **Jeffrey Taylor** (2009-12) and Mississippi State's **Jarvis Varnado** (2007-10).
- En route to leading the SEC in assists average for the second year in a row—he is just the 10th player in league history to do so, including the second Volunteer—Zeigler was named First Team All-SEC by the league's coaches and Second Team All-SEC by the Associated Press. It marked the second straight year Zeigler garnered those exact distinctions.
- Also for the second year in a row, Zeigler was among 10 select semifinalists for the Naismith Defensive Player of the Year and among 25 Lefty Driesell Defensive Player of the Year finalists.
- Finally, Zeigler was named to the NCAA Midwest Region All-Tournament Team after helping UT to its second Elite Eight bid. He is one of five players in UT history to receive NCAA All-Tournament plaudits.

TIPPED OFF AS 2024-25 A TOP-15 TEAM

- Tennessee entered 2024-25 as a consensus preseason top-15 team. It was sixth via BartTorvik.com, eighth via CBSSports.com, No. 10 via The Athletic and No. 11 via Blue Ribbon Yearbook and FOXSports.com. It was No. 12 via the AP Poll, Coaches Poll, EvanMiya.com, Haslametrics.com and SI.com, plus No. 13 via KenPom.com and ESPN.com.
- Since the Coaches Poll started in 1991-92, this was the 10th time UT opened top-15 in both that and the AP Poll, including the fifth under **Rick Barnes** and third in a row. The others were 2023-24 (#9/10), 2022-23 (#11/11), 2020-21 (#12/14), 2018-19 (#6/6), 2009-10 (#10/11), 2008-09 (#14/13), 2007-08 (#7/7), 2000-01 (#9/8) and 1998-99 (#9/9).
- UT's No. 12 spot in the preseason AP Poll tied 2020-21 for the ninth-highest such mark in program history. This was also the fifth consecutive year Tennessee was in the preseason AP Poll, tying its longest mark ever, set 2006-07 to 2010-11. All five seasons have featured a top-20 placement—four in the top 12—good for UT's first such streak ever.
- UT was in the preseason Coaches Poll for the seventh straight year, dating to 2018-19. That extended a program record, as the prior mark was five (2006-07 to 2010-11). The Vols have claimed a top-20 spot in six of the seven years, placing top-12 four times.

2023-24 CONFERENCE CROWN

- The Volunteers sealed the 2023-24 outright SEC regular season crown with a 66-59 victory at #17/16 South Carolina on 3/6/24 in the second-to-last game of the conference slate.
- The decision marked Tennessee's third straight AP top-25 win in as many outings, a first in program history, and all were over top-20 foes. It also gave UT road victories over AP top-25 teams in back-to-back games for the first time.
- The triumph handed Tennessee its 11th SEC regular season title (first since 2017-18) and sixth outright (first since 2007-08). In total, it marked the 13th season in which UT won a league title, as it twice claimed the SEC Tournament crown (1978-79 and 2021-22) after not placing first in the regular season.
- The Volunteers have now earned at least one of the SEC crowns—regular season or tournament—in three of the last seven seasons (2017-18, 2021-22 and 2023-24), all under **Rick Barnes**, after notching two in the prior 35 campaigns (1982-2017).
- In that seven-year span, only Tennessee, Alabama and Auburn have at least two SEC regular season titles and/or three-plus SEC championships.

2023-24 ELITE EIGHT

- Second-seeded UT reached the Elite Eight in 2024, the second such trip in program history (2010).
- The Vols beat No. 15-seeded Saint Peter's, 83-49, in the Round of 64. They then earned a 62-58 win over seventh-seeded Texas, where **Rick Barnes** coached from 1998-2015, in the Round of 32. Both games took place at the Spectrum Center in Charlotte, N.C.
- Tennessee knocked off third-seeded and No. 11-ranked Creighton, 82-75, in the Sweet 16 at Little Caesars Arena in Detroit despite five-year starter **Santiago Vescovi** missing the game with an illness.
- Dalton Knecht** set a UT record in NCAA Tournament play with 37 points in the Elite Eight against top-seeded, third-ranked Purdue, but Tennessee fell just short, 72-66, in Detroit.

VARIETY OF VICTORIES IN 2023-24

- The Vols posted 27 wins last year, their fifth time ever hitting that mark. Three of those campaigns have come in the last six seasons under **Rick Barnes**.
- Tennessee had 24 regular season triumphs, tying 1999-2000 for the third-most in program history. Two of UT's top four marks ever are under Barnes.
- The Vols finished with eight true road wins, matching 2017-18 and 1999-2000 for the program's second-highest total ever.

- UT's 14 SEC victories put them in a five-way tie for their fourth-most ever.
- With seven AP top-25 wins, UT tied its record set in 2021-22. The Vols have won six-plus such games in three straight years after doing so thrice before.
- UT had four AP top-15 victories, tying its third-most ever. It was the third straight year the Vols logged at least four after doing so just once previously.

CULTURE WINS

- Tennessee athletic trainer **Chad Newman** is in his 29th year with the men's basketball program. His daughter, **Natalie Newman**, was the lead in the play, "Mary Poppins," at Bearden High School.
- Twelve UT players, **Rick Barnes**, several staffers and VFL **John Fulkerson** (2016-22) attended the opening night (11/14/24) of the play. Afterwards, the team presented Natalie with a flower bouquet.

FAMILY TIES

- The Tennessee women's basketball team signed five top-60 recruits in the class of 2025, including **Lauren Hurst**. The four-star forward is the younger sister of UT men's basketball player **Grant Hurst**.

WELCOME TO ROCKY TOP

- Tennessee inked two consensus four-star, top-105 recruits on 11/13/24 to open the early signing period.
- DeWayne Brown II** is a 6-9 forward out of Hoover, Ala. He has led Hoover High School to back-to-back 7A state championships, winning MVP of the state tournament in 2023-24.
- Amari Evans** is a 6-5 guard from Pittsburgh, Pa., who attends Overtime Elite in Atlanta. He was the 2023-24 OTE Defensive Player of the Year and helped City Reapers win the league title.

BRINGING IN BURGER BOYS

- For the first time since 2018-19, Tennessee does not have a McDonald's All-American on its roster.
- Rick Barnes** signed at least one each year from 2019-22 after UT had two total in the prior 20 years (1999-2018) and eight ever. Three of four were one-and-done NBA draftees, with two going first-round.
- Barnes has coached 20 McDonald's All-Americans in his career, signing 19 out of high school.

KD'S COACH

- Rick Barnes** is one of only four active college head coaches who have developed an NBA MVP, as **Kevin Durant**, his Texas protégée, won it in 2014. He is joined by Arkansas' **John Calipari** (**Derrick Rose** [Memphis], 2011), Kansas' **Bill Self** (**Joel Embiid**, 2023) and Santa Clara's **Herb Sendek** (**James Harden** [Arizona State], 2018), the latter of whom was Barnes' assistant at Providence in 1988-89.
- Barnes and Missouri State's **Cuonzo Martin** are the only active DI coaches who have coached an NBA Finals MVP. Barnes coached Durant (2017, 2018) at Texas, while Martin coached **Jaylen Brown** (2024) at Cal. Martin served as UT's head coach from 2011-14.
- The only active DI head coaches who have coached an NBA All-Star Game MVP are Barnes and Arkansas' **John Calipari**. Durant (2012, 2019) played for Barnes at Texas, while **Anthony Davis** (2017) played for Calipari at Kentucky.
- Barnes and Calipari are the only active DI coaches who had multiple players win medals at the Paris 2024 Olympics. Durant won gold with the USA and **Uroš Plavšić** claimed bronze with Serbia, becoming the third men's basketball medalist in UT history. For Calipari, a trio of ex-Kentucky players won gold with the USA: Davis, **Bam Adebayo** and **Devin Booker**.

PRO PRODUCER

- Ten players whom Rick Barnes coached in college are active in the NBA in 2024-25: **Kevin Durant** (Suns), **Keon Johnson** (Nets), **Cory Joseph** (Magic), **Dalton Knecht** (Hornets), **Julian Phillips** (Bulls), **Jaden**

Springer (Rockets), **Tristan Thompson** (Cavaliers), **P.J. Tucker** (Clippers), **Myles Turner** (Pacers) and **Grant Williams** (Hornets). Eight of them were first-round picks, with two top-five selections.

MR. MASHACK

- Jahmai Mashack** is the chair of the 2024-25 SEC Men's Basketball Leadership Council, as voted by his peers. This is Mashack's third straight year on the committee. He served as the vice chair in 2023-24.
- Mashack, for the second straight year, is the SEC's rep on the NCAA MBB Oversight Committee (MBOC) Student-Athlete Engagement Group.
- In 2023-24, Mashack earned SEC Community Service Team designation. In Tennessee, he works with Second Harvest to address the food scarcity crisis, personally providing food to over 3,500 people and aiding in raising of over \$1 million. In his native Los Angeles area, Mashack and his family regularly feed members of the homeless community.
- On 11/21/24, Mashack set up a [virtual food drive](#) for Second Harvest with the goal of raising \$2,000 to feed 30 families during the holiday season. The goal was surpassed within hours eventually closed at \$14,700. On 12/18/24, Mashack helped distribute the food from the money raised, providing 398 households with a total of 21,335 pounds of food.
- Additionally, Mashack is a member of both V.O.I.C.E., a black student-athlete council for community service, and Fellowship of Christian Athletes, through which he speaks at schools and churches.
- Mashack was in the VOLeaders Academy in 2022-23. That program ended with a service and cultural emersion trip to the Philippines in July 2023.
- This past offseason, Mashack also displayed his work ethic on the court, as he made 30,000 jumpshots from May-August 2024. Assistant coach **Lucas Campbell** presented him with a 30K cake when he hit that mark.

RAISING MONEY FOR MONEY

- Montana guard **Money Williams** scored 30 points at Tennessee on 11/13/24, becoming the third visitor to do so in **Rick Barnes'** tenure.
- After the game, *Knoxville News Sentinel* writer **Mike Wilson** tweeted a [GoFundMe](#) link set up by Williams and his family to raise money after the tragic passing of both his parents in under a year.
- At the time of the tweet, the fundraiser had approximately \$72,000. Once Vol Nation saw it, hundreds began to donate, as did fans of other teams such as Oregon, a recent Montana opponent.
- Five days after Wilson's tweet, the total was almost \$132,000, largely due to the kindness of UT fans.

ACADEMIC ACCOLADES

- In each of the last three years, Tennessee has earned the NABC's Team Academic Excellence Award (3.0+ GPA). UT had a 3.28 mark in 2021-22, a 3.33 ledger in 2022-23 and a 3.32 GPA in 2023-24.
- The Volunteers have also posted a perfect 1000 multi-year APR in each of the last three years.
- Six Vols made the NABC Honors Court in 2023-24, including **Grant Hurst** and **Jahmai Mashack**. Eight UT players were on the 2023-24 SEC Winter Honor Roll, including Hurst, Mashack and **Zakai Zeigler**.
- During the 2024 fall semester, UT posted a 3.50 GPA, its best number ever in a single semester. It broke the mark set just one year prior when the Volunteers had a 3.39 GPA in the 2023 fall semester.

CON"GRAD"ULATIONS

- Jordan Gainey** (communication studies) and **Jahmai Mashack** (psychology with sociology minor) earned bachelor's degrees from UT in December 2024.
- The Volunteers now have four graduates on their roster, as **Darlinstone Dubar** (liberal arts) and **Chaz Lanier** (sport management) graduated from Hofstra and North Florida, respectively, in May 2024.

NON-CONFERENCE GAME-BY-GAME TIDBITS (NOTES ACCURATE AS OF DATE OF GAME)

STRONG START

- The Volunteers defeated Gardner-Webb (11/4/24) to begin the season, improving to 35-3 (.921) all-time in home openers at Food City Center, dating to its opening in 1987-88. They are 32-1 (.970) in their last 33 such games and 9-1 (.900) under Barnes.
- Tennessee has won its last four season openers by a combined 114 points, an average of 28.5 per game.

CONTAINED THE CARDINALS

- The Volunteers improved to 6-2 in their last eight road openers with a wire-to-wire 77-55 triumph at Louisville (11/14/24). UT started 10-of-16 from 3-point range and finished 10-of-19. The Cardinals shot 16-of-60 (26.7 percent) overall, the eighth-lowest mark by a UT foe in **Rick Barnes'** tenure, including 10-of-39 (25.6 percent) from deep.
- The victory was the program's third by 20-plus in a non-conference road game over the past 49 seasons, joining a 68-45 decision at Iowa State (1/27/18) and a 76-50 win at Pittsburgh (12/4/99).

60/40/80

- In a victory over Montana (11/13/24), Tennessee shot 60.8 percent (31-of-51) from the floor, 42.9 percent (9-of-21) beyond the arc and 84.0 percent (21-of-25) at the line. It marked first time the Volunteers had a 60/40/80 shooting line with five-plus makes in each area over the last 20 seasons (2005-25).

CENTURY MARK AND MUCH MORE

- In its 103-68 win over Austin Peay (11/17/24), UT tied its second-highest point total under **Rick Barnes**.
- The Volunteers had six double-digit scorers for the first time since 12/4/22, including five with 12-plus for the first time since 2/1/22.
- **Igor Miličić Jr.**, became the third Volunteer in the last 20 seasons (2005-25) with 23 points, nine rebounds, four assists and two blocks in a game, joining **Admiral Schofield** (1/29/19) and **Grant Williams** (11/21/18), both in 2018-19.
- **Zakai Zeigler** became the second Vol in those same 20 years to notch 19 points, eight rebounds, three rebounds, one steal and one block, alongside **Trae Golden** (11/11/11). Zeigler, who became the fifth Vol to eclipse 500 career assists in the win, shot 7-of-8 from the field, making him the first UT guard to shoot 85.0 percent on at least eight attempts since **Admiral Schofield** (12/29/18).
- Tennessee opened 18-of-21 from the field and finished the first half 19-of-27 (70.4 percent), its first time eclipsing 70.0 percent in a session since 1/3/23
- The Vols had 10 blocks and 10 steals in the win, their third time doing so in the last 20 seasons (2005-25).

VICTORY OVER VIRGINIA

- Tennessee won, 64-42, against Virginia (11/21/24) in the Baha Mar Championship opener. It marked the 20th time UT has held its foe to 45 or fewer points under Rick Barnes, including the ninth time versus a Power Six foe. The 42 points tied for the eighth-fewest by a UT foe in the Barnes era, matching the second-lowest point total by a Power Six team.

BAYLOR BEATDOWN

- The Volunteers earned a 77-62 triumph over #13/14 Baylor (11/22/24) to win the Baha Mar Championship, its 15th non-home in-season tournament crown. The victory was Tennessee's fourth by 15-plus against an AP top-15 foe under **Rick Barnes**.
- UT raced out to a 42-14 advantage and led 47-20 at halftime behind 25 points from **Chaz Lanier**, who was then 7-of-8 from deep. The 25 points were two shy of the most in a half by a Vol in Barnes' tenure, while the seven 3-pointers (his final total) matched the fifth-most ever by a UT player in a game.

HISTORIC HAPPENINGS

- Tennessee won by 43 points, 78-35, against UT Martin (11/27/24) to cap the opening month.
- UT Martin's 35 points set a record for the fewest scored by a Tennessee opponent in the shot-clock era (since 1985-86). It was the lowest total by a UT foe since 12/15/73 when Temple scored just six points against the Volunteers.
- Only four prior times in the shot-clock era has Tennessee allowed below 40 points in a contest: 36 versus UNC Greensboro (12/11/21), 38 versus Appalachian State (12/15/20), 38 versus Vanderbilt (3/1/14) and 37 at Georgetown (11/30/12).
- The Skyhawks' 35 points marked the fewest ever in the 38-year history of Food City Center, breaking the record of 36 by UNC Greensboro on 12/11/21. Their 22.6 percent (12-of-53) field-goal clip finished just shy of the lowest mark by a DI team in the venue, as Morehead State put up a 22.1 percent (15-of-68) ledger on 12/7/94. The 12 field goals tied for the second-fewest allowed in arena history, trailing only the 11 by Vanderbilt on 3/1/14.
- The victory was UT's 26th by 40-plus in the shot-clock era, including its 22nd versus a DI team and its 14th in **Rick Barnes'** 10-year tenure (13th versus DI).
- It marked the third time UT has held its foe under 23.0 percent shooting under Barnes after doing so once in the prior 10 years.

CHALLENGE ACCEPTED

- The Volunteers claimed a 96-70 victory over Syracuse (12/3/24) in the SEC/ACC Challenge, leading by as many as 32 points and never trailing after facing an early 2-0 deficit in a sold-out arena.
- Playing its 600th all-time game at Food City Center, which opened in 1987-88, Tennessee moved to 458-142 (.763) in the venue. It also logged its first sellout of the season and 46th all-time, including its 43rd since the 2007-08 capacity reduction.
- Facing a school from his home state, **Zakai Zeigler** moved into the top 10 on Tennessee's all-time made 3-pointers list and into the top three on the career steals leaderboard.
- The SEC went on to win the Challenge, 14-2, including claiming each of the first nine games.

PROGRAM FIRSTS

- Tennessee earned its first Jimmy V Classic victory with a 75-62 decision over Miami (12/10/24) at Madison Square Garden, improving to 8-12 (7-9 in neutral-site matchups) at the famed arena.
- The Volunteers took the floor as the No. 1 team in the AP Poll. It marked their first time doing so in a non-conference game before the start of SEC play, as well as their first time doing so at a neutral site.
- Playing approximately 38 miles from his hometown, **Zakai Zeigler** recorded his ninth-career double-double with 13 points and a game-best 10 assists.

BUZZER-BEATER IN CHAMPAIGN

- Playing a non-conference true road game as the No. 1 team in the AP Poll for the first time ever, the Volunteers notched a 66-64 decision at Illinois (12/14/24). **Jordan Gainey** dropped in a coast-to-coast driving layup as time expired to give his team the win after Illinois tied it with 5.7 ticks left.
- Tennessee's most recent buzzer-beating victory was on 11/30/19 against VCU in the Emerald Coast Classic in Niceville, Fla., off a corner 3-pointer by **Lamonté Turner** for a 72-69 triumph.
- Gainey tallied 23 points to set a new high as a Vol and lead Tennessee in scoring for the first time. He had 18 points in just the final 14 minutes.
- **Zakai Zeigler** and **Chaz Lanier** each fouled out in under 26 minutes of action and Gainey played point guard for nearly 14 minutes during a second half in

which Tennessee had zero turnovers. It marked the third time—first in a true road game—in **Rick Barnes'** tenure UT played a full half with no giveaways.

- The Volunteers limited the Fighting Illini to 15-of-51 (29.4 percent) shooting, conceding just 34 points from the floor and only 12 from beyond the arc, where Illinois went 4-of-23 (17.4 percent).
- Tennessee (20-of-28) and Illinois (30-of-36) combined to shoot 50-of-64 at the line in the game, including 34-of-45 in the first half alone.
- After trailing by no more than three points and for a total of just 6:38 in its first nine games, the Volunteers faced an 8-0 deficit to start the game and trailed by six with under 10 minutes to go. They were behind for 23:49, but clawed back to win.

WIN OVER WESTERN CAROLINA

- The Volunteers moved to 11-0 for the fourth time ever with a 48-point triumph, 84-36, over Western Carolina (12/17/24). After facing a 9-3 deficit to begin the game, they outscored the Catamounts by 54 in the final 36-plus minutes.
- The 48-point win marked the seventh-largest margin of victory for UT in the last 50 seasons (1975-2025), including the sixth-largest against a DI team and third-largest of the last 15 years (2010-25).
- Western Carolina's 36 points tied for the second-fewest by a Tennessee foe in the last 50 years (1975-2025). It marked the second time in three weeks UT held its opponent to three-dozen or fewer points (35 on 11/27/24 against UT Martin) after doing so just once the rest of that 50-year stretch (36 on 12/11/21 versus UNC Greensboro).
- The Catamounts, who shot just 13.5 percent (5-of-37) in the first half and did not make a 2-pointer (0-of-9), finished the night with a 21.9 percent (14-of-64) ledger. It marked the second-lowest clip by a Tennessee opponent in the last 20 seasons (2005-25) behind only the 20.9 percent (14-of-67) tally by Lenoir-Rhyne, a DII school, on 11/6/18. UT forced 16 consecutive missed field goals and did not allow a point for 10:20.
- Tennessee had 17 steals, matching its top figure in the last 15 years (2010-25). It recorded that mark on 1/5/22 in an overtime game against Ole Miss and on 11/7/22 versus Tennessee Tech.
- **Jordan Gainey** (five), **Jahmai Mashack** (five) and **Chaz Lanier** (four) became the first Tennessee trio with four-plus steals in a game since 11/27/07 against North Carolina A&T. Gainey tied a career high, while Mashack set a new top mark.
- **Zakai Zeigler** had a career-high 10 rebounds, all in the first half, to go with 10 points and nine assists. He finished one assist shy of UT's second triple-double.

MAKE IT A DOZEN

- Tennessee improved to 12-0 for the third time ever and first in 102 seasons with an 84-68 victory against Middle Tennessee State (12/23/24).
- After trailing at halftime for the first time all season, 40-34, UT outscored the Blue Raiders by 24 points and doubled them up, 48-24, after the break.
- **Zakai Zeigler** recorded 17 points and a career-high 15 assists to give him back-to-back double-doubles for the first as a collegian. He tied for the fifth-most single-game assists ever by a Volunteer, notched the top mark by a UT player since 2/28/87 and became the third SEC competitor in the last 20 seasons (2005-25) with a 15-point, 15-assist showing.

NON-CON SWEEP

- Tennessee ended non-conference play 13-0 after a 67-52 wire-to-wire win over Norfolk State (12/31/24), its fifth such perfect mark in the SEC era.
- **Cade Phillips** set a career high with five blocks, while **Chaz Lanier** shot 6-of-16 from deep to tie for the fourth-most 3-point attempts in UT history.

SEC GAME-BY-GAME TIDBITS (NOTES ACCURATE AS OF DATE OF GAME)

OUTSTANDING OPENING ACT

- Tennessee moved to 6-4 in SEC openers, including 3-1 at home, in **Rick Barnes'** tenure with a dominant 76-52 triumph over No. 23/RV Arkansas (1/4/25) in front of a sold-out crowd.
- The win pushed UT to 14-0 for the second time ever, matching its start in 1922-23. It also made the Volunteers the final undefeated team in the nation, as Florida and Oklahoma lost their SEC openers.
- Tennessee's 24-point win marked its seventh-largest ever over an AP top-25 foe. This is the second year in a row UT began SEC play by beating a ranked team by at least two-dozen points.
- The 24-point win was also the second-largest in series history, trailing only the 29-point road victory for the Volunteers last season on 2/14/24.
- Chaz Lanier** scored 29 points, the most by a Volunteer in 2024-25, on 10-of-20 shooting.
- Igor Miličić Jr.**, recorded 13 points, a career-high 18 rebounds and five assists. He became the fifth SEC player—sixth occurrence—in the last 20 years (2005-25) to notch that line, including the first to do so in league play. Only two others in that group also had a steal and a block as he did.
- Miličić's 18 rebounds marked the most by a UT player in the **Rick Barnes** era, as the last to hit that figure was **Jarnell Stokes** on 3/23/14 against Mercer in the NCAA Tournament Round of 32 in Raleigh, N.C. The last to do so in league play was Stokes on 1/26/13 versus Alabama.
- Tennessee had a plus-22 edge on the glass, 51-29, including a plus-15 tally, 24-9, on the offensive end. The 51 rebounds marked the program's most since grabbing 56 on 12/7/22 versus Eastern Kentucky.
- Arkansas' 52 points were its third-fewest in the last six seasons (2019-25). The 24-point margin of defeat was its fifth-largest in the last seven years (2018-25), with two of those five against Tennessee.

FIRST FALL

- The Volunteers' undefeated start came to an end, 73-43, at eighth-ranked Florida (1/7/25) in their SEC road opener.
- Tennessee had its lowest totals in points (43), field-goal percentage (21.4) and made field goals (12) in the **Rick Barnes** era, as well as its largest margin of defeat (30).

BACK ON TRACK

- In the first-ever SEC meeting between Tennessee and Texas (1/11/25), the Volunteers recorded a 74-70 road victory in a contest that was tied 12 times and for a total of 11:09.
- UT trailed by five with under nine minutes to go in a contest that was entirely played within a 12-point window, but eventually took a game-best seven-point margin in the final minute to earn the win.
- Darlinstone Dubar** scored 12 points, one shy of his season best, while grabbing a season-high six rebounds and making multiple 3-pointers (3-of-5) for the first time as a Vol. His 3-pointer with 3:57 left gave Tennessee a lead it would not relinquish.
- Rick Barnes**, who served as Texas' head coach for 17 years (1998-2015), defeated the Longhorns for third straight year at a third different venue. He is now 5-3 in Tennessee/Texas games (3-1 with the Volunteers, 2-2 with the Longhorns), with this his first win on the road with either side.

DOWNED THE DAWGS

- In the first-ever AP top-25 matchup between the two schools, Tennessee earned a 74-56 win against No. 23 Georgia (1/15/25). The Volunteers went on a 30-4 run in a span of just 7:25 that included a 26-4 burst to begin the second half.
- Zakai Zeigler** amassed a career-high six steals and,

in doing so, moved from third to first on UT's all-time steals list, upping his mark to 215 to break the record of 212 by **Santiago Vescovi** (2019-24).

- Zeigler finished with 16 points, seven assists and six steals, just the sixth SEC player to achieve that line in the last 15 seasons (2010-25) and the first since Vanderbilt's **Scotty Pippen Jr.**, on 2/22/22 against Alabama. He also became the third player in **Rick Barnes'** 10-year tenure to record at least six steals in a game, joining **Kennedy Chandler** (seven on 11/30/21 versus Presbyterian) and **Jordan Bowden** (six on 2/4/20 at Alabama).
- Jahmai Mashack** scored a season-best 11 points on a perfect 5-of-5 field-goal clip. He is the 13th UT player—17th occurrence—in the last 20 seasons (2005-25) to make five-plus shots in a single game without a miss, including just the fifth guard, alongside **Santiago Vescovi** (12/4/21 at Colorado), **Jordan Bone** (2/2/19 at Texas A&M), **Jordan Bowden** (12/23/17 at Wake Forest) and **J.P. Prince** (3/28/10 against Michigan State in the NCAA Tournament Elite Eight in St. Louis).
- Jordan Gainey** led all scorers with 19 points, his second-most as a Vol, and tied a career high with seven rebounds. **Igor Miličić Jr.**, logged nine points, nine rebounds (career-best seven offensive) and a co-career-high three assists.

SO CLOSE TO A COMEBACK

- After trailing by 16 with under 11 minutes left and by 10 with fewer than four minutes to play, Tennessee had multiple chances in the closing seconds to tie the game at Vanderbilt (1/18/25), but dropped a 76-75 road decision.
- The Volunteers fell to 15-3 in their last 18 games against the Commodores with Tennessee ranked and Vanderbilt not, dating to 2/3/01, with all three losses by a single point.
- Tennessee had the following streaks snapped in the defeat: 23 wins in a row when shooting better than its opponent, 22 in a row with at least four double-digit scorers, 16 in a row when scoring 50-plus, 16 in a row with a better 3-point percentage than its opponent, 15 in a row versus unranked teams, 15 in a row with more assists than its opponent, 15 in a row when scoring 70-plus, 14 in a row with a better assist/turnover ratio than its opponent and 14 in a row with more made 3-pointers than its opponent.
- Chaz Lanier** (17), **Igor Miličić Jr.** (16), **Felix Okpara** (16) and **Zakai Zeigler** (16) all had 16-plus points. Only thrice prior in the last 20 seasons (2005-25) did UT have at least four players do that in a game, all with **Rick Barnes** on either sideline: 2/2/19 at Texas A&M, 1/15/19 against Arkansas and 12/23/06 in overtime versus Texas (five players did so versus a Longhorns team coached by Barnes).
- Zeigler added 10 assists to record his 12th double-double, moving him into the top 30 on the program's career leaderboard. He also entered the top 30 on the school's scoring list (1,274), as well as became the eighth Vol with 200 made 3-pointers.
- Okpara tied career highs in points (16) and made field goals (seven), plus tied a season high in blocks (four). He went 7-of-7 from the field, just the third Volunteer—fourth occurrence—in the last 17 seasons (2008-25) to make seven-plus field goals in a game without a miss, joining **Olivier Nkamhoua** (10-of-10 on 1/7/23 at South Carolina), Nkamhoua again (8-of-8 on 11/26/21 versus Tennessee Tech) and **Jordan Bone** (7-of-7 on 2/2/19 at Texas A&M).
- Before Okpara, the last SEC player to make seven field goals in an SEC road game without a miss was Auburn's **Jaylin Williams** on 1/17/24 at Vanderbilt.

BEAT THE BULLDOGS

- In the first AP-ranked matchup between the two sides, Tennessee recorded a 68-56 triumph over No. 14 Mississippi State (1/21/25). The Volunteers led from start to finish, held the Bulldogs to 16 first-half points and built an advantage as high as 20.
- UT moved to 23-6 (.793) in Food City Center sellouts under **Rick Barnes**, as well as to 12-4 (.750) against AP top-15 teams.
- The Vols improved to 3-0 in home SEC play for the fourth time in the last seven years, including the third in the past four and second in a row.
- Chaz Lanier** led all scorers with 23 points, his eighth performance of 22-plus in his first 19 games at UT.

NEARLY KNOCKED OFF NUMBER ONE

- In the fifth AP top-six showdown in Tennessee history, including the fourth under **Rick Barnes**, the Volunteers fell, 53-51, at No. 1 Auburn (1/25/25).
- UT held the Tigers, the top team in KenPom adjusted offensive efficiency, to season lows in points, field-goal percentage (30.5; 18-of-59), 3-point percentage (15.0; 3-of-20), made field goals and made 3-pointers. The 53 points were the Tigers' fewest since a 46-43 loss at Tennessee on 2/4/23.
- The Vols led by four, 51-47, with under 1:50 to play, but the Tigers closed on a 6-0 run, including hitting a go-ahead 3-pointer with 28 seconds left.
- Tennessee's 46-game winning streak when leading with 2:00 left in regulation came to an end, as did its 44-game winning streak when allowing under 60 points.
- The contest was, per KenPom, the 28th this season played entirely within a 10-point window. The Tigers' largest least was six and the Volunteers' was four.

CLOSE CLASH WITH THE CATS

- The Volunteers dropped a 78-73 decision to No. 12 Kentucky (1/28/25), falling to 4-2 in AP top-12 clashes between the two schools under **Rick Barnes**.
- Tennessee trailed by 11 with under 12 minutes left and by nine with fewer than six minutes to go, but got the deficit down to one with 31 ticks remaining.
- The Vols went 11-of-45 from 3-point range, the second-most attempts in program history, but had one fewer make than the Wildcats, who shot 12-of-24. Both teams had 25 total made field goals, UT on 72 attempts and Kentucky on 50.
- Igor Miličić Jr.**, had a game-best 19 points, a team-leading nine rebounds and four assists. It marked his second time posting that line in 2024-25 after no Volunteer had done so at all since **Grant Williams** on 2/2/19 at Texas A&M. He also went 4-of-8 from deep to set a season best in made 3-pointers.
- With a layup at the 16:11 mark of the second half, **Zakai Zeigler**, who missed the final 2:17 of the first half with a right knee injury, became the second player to record 1,300 points, 600 assists and 200 steals at an SEC school. The only other individual to do so is Arkansas' **Kareem Reid** (1995-99).
- The 22,272 fans in attendance marked the most at a game at any location in DI basketball all season.

TOP-FIVE TRIUMPH

- Despite having just seven scholarship players available and being down two starters, **Igor Miličić Jr.** (illness) and **Zakai Zeigler** (right knee), the Volunteers rolled to a 64-44 victory over #5/6 Florida (2/1/25).
- It marked the first time all season UT changed its starting lineup, just the second time in the last two seasons it had a starter out and the first time since 2/25/23 versus South Carolina it had two primary starters out. Zeigler's only prior six missed outings came after tearing his left ACL late in 2022-23.
- Florida's 44 points snapped a 1,167-game streak of scoring at least 45, as it last had below that number

SEC GAME-BY-GAME TIDBITS (NOTES ACCURATE AS OF DATE OF GAME)

- on 2/10/90. In addition, it was just the fifth time in the last 48 seasons (1967-2025) the Gators were held below 45 points.
- UT held Florida to 24.5 percent (13-of-53) shooting, its first time under a 25.0 clip in the last 20 seasons (2005-25). Only once in that stretch was it even below a 26.0 mark, as it shot 25.5 percent (13-of-51) on 12/15/07 versus Georgia Southern.
- The Vols limited Florida to 14.8 percent (4-of-27) 3-point shooting. It marked just the seventh time in the last seven seasons (2018-25) the Gators shot under 15.0 percent from deep, including the first since notching a 7.7 percent (1-of-13) ledger on 3/17/24 versus Auburn in the SEC Tournament final in Nashville, Tenn.
- **Jordan Gainey** and **Darlinstone Dubar** earned their first starts as Volunteers, with the former posting 16 points, five assists, four rebounds and three steals. Gainey (36:42), Dubar (25:49) and **Cade Phillips** (28:06) all played season highs in minutes.
- UT improved to 7-1 all-time in AP top-10 home showdowns, including 4-1 as the lower-ranked side and 4-0 (all under **Rick Barnes**) at Food City Center.
- The Volunteers moved to 6-0 at home versus AP top-five teams under Barnes. The six straight wins, per ESPN, broke the all-time SEC record, previously set by Kentucky in both 1978-84 and 1956-59.

RALLIED TO TAME THE TIGERS

- After trailing by 11 early in the second half, the Volunteers rallied to take a late 14-point lead on the way to an 85-81 win over #15/16 Missouri (2/5/25).
- Before picking up a second straight AP top-15 win over the Tigers, Tennessee's last victory in which it trailed by double digits was 1/13/24 at Georgia. Nearly identically, it trailed by 11 in the second half, finished with 85 points and won by two possessions, claiming an 85-79 decision.
- Tennessee started 10-of-13 from 3-point range

- through 29 minutes and finished with a 10-of-15 clip. It marked UT's fourth time in the last 20 seasons (2005-25) making double-digit 3-pointers and hitting two-thirds of its attempts, including the second time—the other was 2/19/13 against LSU—on just 15 attempts.
- The Vols scored 57 second-half points, their most in a frame this year. Their 85 total points marked their fourth-most in a full game and their top tally in SEC competition.
 - **Igor Miličić Jr.**, recorded 21 points, 10 rebounds, a co-career-high five assists, a season-best four blocks and two steals. He made his first seven field goals and finished 8-of-10 from the floor, 2-of-3 from deep and 3-of-4 at the line. Per Stats Perform, he became the first DI (men's or women's), NBA or WNBA player this century with 21p/10r/5a/4b/2s line with a 75/50/75 shooting ledger in a game.
 - Miličić had at least 19 points, nine boards and four assists for the second game in a row and the third time in 2024-25 after no UT player had hit those marks since **Grant Williams** on 2/2/19 at Texas A&M.
 - **Zakai Zeigler** matched Miličić with 21 points and added eight assists. He shot 4-of-4 from 3-point range, his second time making multiple shots from deep without a miss and first time doing so on four attempts, as well as went 7-of-7 from the stripe for the second time.
 - With his sixth assist of the night, Zeigler reached 634 in his career, passing Mississippi State's **Dee Bost** (2008-12) for the No. 10 spot in SEC history.
 - Per SEC Network, Miličić and Zeigler became the first UT duo with 20-plus points and five-plus assists in the same game in 27 years. The last pair to do so was Brandon Wharton (29 and five) and Tony White (22 and five) on March 6, 1998, in the SEC Tournament quarterfinals in Atlanta versus Arkansas.

Additional games will be added once completed.

2024-25 SEC STANDINGS

SCHOOL	SEC	Pct.	H	A	ALL	Pct.	H	A	N	Strk.	NET	AP	CO	KP
Auburn	9-0	1.000	4-0	5-0	21-1	.955	10-0	5-1	6-0	W14	1	1	1	1
Alabama	8-1	.889	4-1	4-0	19-3	.864	10-1	6-1	3-1	W5	6	3	3	6
Florida	6-3	.667	4-1	2-2	19-3	.864	11-1	3-2	5-0	W1	5	6	6	5
Missouri	6-3	.667	4-0	2-3	17-5	.773	15-0	2-4	0-1	L1	18	15	16	22
Texas A&M	6-3	.667	3-1	3-2	17-5	.773	10-1	3-3	4-1	W2	13	10	13	14
Ole Miss	6-4	.600	4-2	2-2	17-6	.739	11-2	3-3	3-1	W1	20	25	RV	20
Tennessee	6-4	.600	5-1	1-3	19-4	.826	13-1	3-3	3-0	W2	4	4	4	4
Kentucky	4-5	.444	2-2	2-3	15-7	.682	11-2	2-4	2-1	L2	23	14	14	24
Mississippi State	4-5	.444	2-3	2-2	16-6	.727	8-3	4-2	3-1	L2	30	22	RV	32
Vanderbilt	4-5	.444	3-1	1-4	16-6	.727	11-1	2-4	3-1	L2	46	RV	--	51
Texas	4-6	.400	2-3	2-3	15-8	.652	10-4	3-3	2-1	L1	29	-	-	31
Arkansas	3-6	.333	1-3	2-3	14-8	.636	9-3	3-3	2-2	W2	44	-	-	43
Georgia	3-6	.333	3-1	0-5	15-7	.682	12-1	1-5	2-1	L1	32	--	--	37
Oklahoma	3-6	.333	2-2	1-4	16-6	.727	10-2	1-4	5-0	L1	38	RV	--	36
LSU	1-8	.111	1-3	0-5	12-10	.545	10-3	1-5	1-2	L5	78	-	-	82
South Carolina	0-9	.000	0-5	0-4	10-12	.455	8-6	1-5	1-1	L9	89	-	-	76

AP = AP Poll
CO = Coaches Poll
KP = KenPom rankings
Ties in standings are sorted alphabetically

THOMPSON-BOLING ARENA AT FOOD CITY CENTER



CAPACITY: **21,678** | OVERALL RECORD IN 38 SEASONS AT THOMPSON-BOLING ARENA AT FOOD CITY CENTER: **466-143 (.765)**

ELITE ATTENDANCE

- Each of the last five non-COVID-impacted seasons, Tennessee placed top-five nationally in average home attendance. The Vols drew an average of 19,664 fans last year, fourth-most in the country.

2023-24 AVERAGE HOME ATTENDANCE LEADERS

1. North Carolina	20,593	6. Creighton	17,269
2. Syracuse	20,288	7. Indiana	16,468
3. Kentucky	19,928	8. Marquette	16,307
4. Tennessee	19,664	9. Kansas	16,300
5. Arkansas	19,106	10. BYU	15,689

- The Volunteers have ranked top-20 in attendance for 19 consecutive years, 12 times finishing top-five.
- Tennessee's total number of season tickets sold this year (14,500) exceeded the average home attendance of all but 15 DI programs.
- Four of the six largest regular season single-game attendance totals in 2023-24 were in Knoxville.

2023-24 SINGLE GAME LARGEST CROWDS (reg. season)

1. Notre Dame at Syracuse	2/24/24	25,194
2. Clemson at Syracuse	2/10/24	23,050
3. Auburn at Tennessee	2/28/24	22,547
4. Texas A&M at Tennessee	2/24/24	22,322
5. Kentucky at Tennessee	3/9/24	22,206
6. Ole Miss at Tennessee	1/6/24	21,932

- In 2024-25, UT has thus far logged five of the top nine single-game marks. The 22,272 in attendance 1/28/25 versus Kentucky ranks second nationally.

NEARLY HALF A MILLION

- Tennessee posted the highest combined MBB/WBB attendance (451,142) in DI in 2022-23. In 2023-24, UT placed third (447,813), despite just 31 total games.

2023-24 COMBINED BASKETBALL ATTENDANCE

Rank	School	Games	Total
1	South Carolina	34	500,880
2	Indiana	35	472,132
3	Tennessee	31	447,813
4	Arkansas	35	411,688
5	Iowa	33	407,958

HOME HOOPS DURING THE BARNES ERA

- UT is 135-25 (.844) at Food City Center under **Rick Barnes**, including 66-21 (.759) in SEC play.
- Barnes has led the Vols to a 22-8 (.733) home mark against AP top-25 foes, including a 17-7 (.708) tally versus top-20 teams, a 14-5 (.737) ledger against the top 15, an 8-1 (.889) record versus top-10 opponents and a perfect 6-0 record against the top five.
- The Vols won 12 straight home games versus ranked teams, an SEC record per CBS Sports, from 1/30/21 to 2/28/24. That is the longest streak in DI since Kansas notched 17 in a row from 1/11/14 to 2/13/17.

20,000 STRONG

- In **Rick Barnes'** 10 seasons, Tennessee has played in front of a home crowd of at least 20,000 on 44 occasions (34-10), with 31 sellouts (24-7).
- In 2022-23, the Volunteers had five sellout crowds, at the time tying an arena single-season record.
- Tennessee well eclipsed that mark last season by selling out eight home games—including seven of nine in SEC play—good for its most ever at Food City Center. Four of those were over-capacity crowds, with the last three above 22,000.
- This season, Tennessee has already clinched six sellouts: Syracuse (12/3/24), Arkansas (1/5/25), Mississippi State (1/21/25), Kentucky (1/28/25), Florida (2/1/25) and Alabama (3/1/25).

AVG. HOME ATTENDANCE DURING THE BARNES ERA

Season	Average	NCAA Rank
2015-16	14,233	No. 17
2016-17	13,637	No. 20
2017-18	16,210	No. 8
2018-19	19,034	No. 4
2019-20	18,990	No. 4
2020-21	4,191 (COVID-19)	N/A
2021-22	18,202	No. 5
2022-23	18,781	No. 5
2023-24	19,664	No. 4

SEASON TICKETS EXCEED 13K AGAIN

- For the sixth straight full-capacity season, Tennessee has sold over 13,000 season tickets. The Vols sold out of the full allotment of 14,500 this year.

NATION'S MOST PASSIONATE FANS

- In both 2022-23 and 2023-24, Tennessee was the only school in America to rank in the top 10 in average home attendance for football, men's basketball and women's basketball.
- In 2023-24, Tennessee totaled 1,161,218 fans across the three sports, good for the highest mark in the country. It placed over 96,000 above second-place LSU despite hosting six fewer games.
- Tennessee's average attendance of 30,558 across the three sports in 2023-24 led the country and ranked over 3,500 above second-place Michigan.
- In 2023-24, UT placed third and fourth, respectively, in football total and average attendance, making it the only school top-five in football and men's basketball. It ranked ninth and seventh, respectively, in women's basketball.

ONE FLY, WE ALL FLY

- With approximately 14:00 left on the clock, Tennessee executes its "One Fly, We All Fly" unified slam dunk, a tradition that started in 2018-19.
- Each game's dunker is determined by feel. His teammates circle the paint before he explodes toward the rim. When he takes flight, so do his teammates. As the ball is slammed and the Volunteers land in unison, Tennessee fans let out a roar. The team then briefly return to the locker room for final preparations.
- Teams from all levels of basketball across the globe—including multiple NBA teams (even **LeBron James** weighed in on Instagram)—have replicated "OFWAF," which is believed to have been named by VFL **Admiral Schofield**.

LARGEST COLLEGE ARENAS

Rank	Arena	School	Capacity	Location	League	On/Off
1	JMA Wireless Dome	Syracuse	35,446	Syracuse, N.Y.	ACC	On
2	Greensboro Coliseum	UNC Greensboro*	23,000	Greensboro, N.C.	SoCon	Off
3	KFC Yum! Center	Louisville	22,090	Louisville, Ky.	ACC	Off
4	Dean E. Smith Center	North Carolina	21,750	Chapel Hill, N.C.	ACC	On
5	Food City Center	Tennessee	21,678	Knoxville, Tenn.	SEC	On
6	Capital One Arena	Georgetown	20,600	Washington, D.C.	BIG EAST	Off
7	Rupp Arena	Kentucky	20,500	Lexington, Ky.	SEC	Off
8	Madison Square Garden	St. John's*	19,812	New York, N.Y.	BIG EAST	Off
9	PNC Arena	NC State	19,700	Raleigh, N.C.	ACC	Off
10	Bud Walton Arena	Arkansas	19,368	Fayetteville, Ark.	SEC	On
11	Marriott Center	BYU	18,987	Provo, Utah	Big 12	On
12	Value City Arena	Ohio State	18,809	Columbus, Ohio	Big Ten	On

Food City Center is the fifth-largest venue in the country, including third-largest among on-campus arenas. It is also the second-largest non-ACC facility in America, including the largest among the other Power Five conferences. It is one of just seven venues with over 20,000 seats.

One of the two schools with a larger arena, UNC Greensboro, only uses it part of the time, as it also has an on-campus facility. The same applies to St. John's, which ranks eighth with its off-campus venue.

VOLS IN THE PROS

EIGHT VOLS DRAFTED SINCE 2019

- Over the last six NBA Drafts (2019-24), eight Volunteers have been selected, the most in program history in a six-year span. The list includes four first-round picks.
- Three Volunteers were picked in the 2019 NBA Draft, matching the program record set in both 1977 and 1950 when the draft had double-digit rounds.
- Tennessee is one of just six schools with at least eight draftees in the last six years, alongside Duke, Connecticut, Gonzaga, Kentucky and Michigan. The Volunteers are also one of 15 teams with four-plus first-rounders in the past six drafts.
- Only six schools have produced an NBA draftee in at least five of the past six years. Tennessee joins Arkansas, Duke, Gonzaga, Kentucky, and USC on that list.
- Tennessee, Baylor, Connecticut, Duke, Gonzaga and Kentucky are the only schools with an NBA draftee in each of the past four years (2021-24).
- The eight Volunteers chosen in the past six years are guard **Dalton Knecht** (No. 17 in 2024), forward **Julian Phillips** (No. 35 in 2023), guard **Kennedy Chandler** (No. 38 in 2022), guard **Jaden Springer** (No. 28 in 2021), guard **Keon Johnson** (No. 21 in 2021), guard **Jordan Bone** (No. 57 in 2019), forward **Admiral Schofield** (No. 42 in 2019) and forward **Grant Williams** (No. 22 in 2019). Half of them—Phillips, Chandler, Springer and Johnson—were one-and-done collegians.
- Tennessee, Baylor, Connecticut, Duke, Gonzaga and Kentucky are the only schools with an NBA draftee in each of the past four years (2021-24).
- When **Rick Barnes** arrived on Rocky Top in 2015-16, only seven Vols had been picked in the prior 22 NBA Drafts (1994-2015), with just two in the first round.

CRUSHING THE COMBINE

- Under the tutelage of UT Director of Sports Performance **Garrett Medenwald**, a Tennessee alum has posted the highest max vertical leap at three of the last four NBA Combine. Twice, that individual also had the top standing vertical leap.
- In 2021, **Keon Johnson** set the all-time NBA Combine record in the max vertical leap at 48 inches, shattering the 20-year-old mark by 2.5 inches. **Kennedy Chandler** finished first in 2022 at 41.5, while **Julian Phillips** did so in 2023 at 43.
- Johnson (41.5) and Phillips (36) both ranked first in standing vertical leap, as did **Jordan Bone** (36) in 2019. That year, Bone also led the way in the shuttle run (2.78) and lane agility (9.97), while **Grant Williams** did so in max bench reps (20).
- Most recently, in 2024, **Dalton Knecht** paced all NBA Draft Combine participants in the shuttle run (2.79), plus placed second in lane agility (10.56).
- Over the last six NBA Draft Combines, a Tennessee player has posted the No. 1

result among all participants in 10 different events: max vertical (3x), standing vertical (3x), shuttle run (2x), lane agility and max bench press.

VOLS WELL REPRESENTED IN THE NBA

- Tobias Harris** (2010-11) is in his 14th season in the NBA and the first year of his second stint with the Detroit Pistons, whom he signed a two-year, \$52 million deal with in July 2024. He earned nearly \$251 million in his first 13 years in the league, while averaging 16.3 PPG on 47.8 percent shooting for five franchises.
- Josh Richardson** (2011-15) is in now in his 10th NBA season, including his first with the Utah Jazz after being traded at the deadline. He totaled nearly \$60 million in his first nine years, while putting up 11.6 PPG on 36.4 percent 3-point shooting for six franchises. He averaged 16.6 ppg for the Miami Heat in 2018-19.
- Grant Williams** (2016-19) is now a sixth-year pro and is in his first full season with his hometown Charlotte Hornets. He is in the second season of a four-year, \$53 million deal he inked with the Dallas Mavericks in July 2023. Williams averaged career highs in PPG (10.3), APG (2.3) and MPG (28.0) in 2023-24.
- Keon Johnson** (2020-21) is a fourth-year pro in his second full season with the Brooklyn Nets. He made over \$8 million and averaged 5.9 PPG in his first three seasons and signed a two-year, \$4.5 million contract with Brooklyn in July 2024.
- Jaden Springer** (2020-21) is coming off an NBA title with the Boston Celtics in 2023-24. He is the third Vol to win an NBA championship ring. Springer is in his fourth year in the league and was traded at the deadline to the Houston Rockets.
- Julian Phillips** (2022-23) is in his second year in the NBA, all with the Chicago Bulls. He appeared in 40 games as a rookie and made \$1.6 million.
- Dalton Knecht** (2023-24) is a rookie with the Charlotte Hornets, who acquired him from the Lakers at the deadline. In his 11th game, 11/13/24 against Memphis, he became the 19th NBA rookie ever to shoot 5-of-5 from deep. Six days later, he scored 37 points versus Utah and shot 9-of-12 beyond the arc to tie an NBA rookie record for made 3-pointers. He is the first Rising Stars selection in UT history.
- Aided by seven Vols, tied for the fourth-most of any SEC team, there were 103 players from SEC schools on opening-day NBA rosters, 15 more than any other league. All but one 30 NBA team had an SEC player to start the season.

FAMILIAR FACE IN THE FRONT OFFICE

- UT all-time leading scorer **Allan Houston** (1989-93) is the VP for Player Leadership & Development for the New York Knicks, whom he has worked for since 2008.

SUPERLATIVES

Jump Balls Controlled		S	Rebs. Leader*	S	UT	10+ Points		S	C	5+ Assists		S	C	Dunks		S	UT
Tennessee	14		Igor Miličić Jr.	15	15	Darlinstone Dubar	2	74	Zakai Zeigler	20	65	Felix Okpara	45	45			
Opponents	9		Jahmai Mashack	4	8	Zakai Zeigler	18	74	Jordan Gainey	1	7	Cade Phillips	29	31			
How Scored First Points		S	Felix Okpara	6	6	Jordan Gainey	13	73	Igor Miličić Jr.	3	4	Igor Miličić Jr.	17	17			
3-Pointer	10		Zakai Zeigler	1	4	Chaz Lanier	21	58	Chaz Lanier	-	2	J.P. Estrella	2	10			
Layup	5		Jordan Gainey	-	2	Igor Miličić Jr.	10	41	Jahmai Mashack	-	2	Darlinstone Dubar	7	7			
Jump-Shot	3		Chaz Lanier	1	1	Felix Okpara	9	21	Darlinstone Dubar	-	1	Jordan Gainey	4	7			
Free Throw	3		Cade Phillips	1	1	Jahmai Mashack	4	13				Chaz Lanier	5	5			
Dunk	2		Assists Leader*		S	UT	Cade Phillips	5	5	5+ Steals		S	C	Jahmai Mashack	-	4	
Hook/Over Shoulder	-		Zakai Zeigler	21	79		Cameron Carr	7	7	Zakai Zeigler	2	6	Cameron Carr	2	3		
Tip-in	-		Jahmai Mashack	1	6	20+ Points		S	C	Jordan Gainey	1	4	Charges Drawn		S	UT	
Scored UT's First Points		S	Jordan Gainey	2	3	Chaz Lanier	8	23	Jahmai Mashack	1	1	Zakai Zeigler	-	13			
Zakai Zeigler	5	12				Darlinstone Dubar	-	16	Darlinstone Dubar	-	1	Jahmai Mashack	-	4			
Chaz Lanier	6	6	Steals Leader*		S	UT	Jordan Gainey	1	14	Chaz Lanier	-	1	Cade Phillips	1	1		
Igor Miličić Jr.	6	6	Zakai Zeigler	10	50	Zakai Zeigler	1	8	3+ Steals		S	C	Floor Burns		S	UT	
Felix Okpara	3	3	Jahmai Mashack	11	26	Igor Miličić Jr.	2	6	Zakai Zeigler	6	34	Zakai Zeigler	12	47			
Jahmai Mashack	2	3	Jordan Gainey	4	9				Jordan Gainey	4	18	Jahmai Mashack	8	36			
Darlinstone Dubar	1	1	Chaz Lanier	5	5	25+ Points		S	C	Jahmai Mashack	7	15	Jordan Gainey	12	22		
Jordan Gainey	-	1	Igor Miličić Jr.	3	3	Chaz Lanier	4	12	Chaz Lanier	2	7	Chaz Lanier	8	8			
First Off UT Bench*		S	UT	Darlinstone Dubar	1	1	Darlinstone Dubar	-	4	Darlinstone Dubar	-	5	Igor Miličić Jr.	7	7		
Jordan Gainey	18	39					Jordan Gainey	-	3	Igor Miličić Jr.	-	3	Darlinstone Dubar	6	6		
Zakai Zeigler	-	24				30+ Points		S	C	Cade Phillips	-	1	Cade Phillips	4	5		
Jahmai Mashack	-	20				Chaz Lanier	-	4	Cade Phillips	1	1	Felix Okpara	4	4			
Cade Phillips	16	16				Darlinstone Dubar	-	2	2+ Blocks		S	C	Bishop Boswell	2	2		
J.P. Estrella	1	1				10+ Rebounds		S	C	Felix Okpara	12	49	Gavin Paull	1	1		
"OFWAF" Dunk		S	UT			Igor Miličić Jr.	8	22	Felix Okpara	-	19	Free Throws in Final Four		S	UT		
Cameron Carr	3	14				Darlinstone Dubar	-	10	Igor Miličić Jr.	-	14	Minutes & OT	-	-			
Cade Phillips	4	8				Felix Okpara	2	9	Jordan Gainey	4	9	Zakai Zeigler	12-14	98-118			
Felix Okpara	7	7				Chaz Lanier	-	1	Jahmai Mashack	1	6	Jahmai Mashack	1-2	15-30			
Darlinstone Dubar	2	2				Zakai Zeigler	1	1	Cade Phillips	4	4	Jordan Gainey	16-25	17-26			
Chaz Lanier	2	2				15+ Rebounds		S	C	Cameron Carr	7	2	Cameron Carr	4-5	6-8		
Jahmai Mashack	2	2				Igor Miličić Jr.	1	2	Chaz Lanier	-	2	Chaz Lanier	5-6	5-6			
Igor Miličić Jr.	2	2				Felix Okpara	-	1	Cameron Carr	1	2	Cade Phillips	0-1	3-4			
Campbell Duncan	1	1							Chaz Lanier	-	1	Igor Miličić Jr.	3-4	3-4			
J.P. Estrella	-	1							Zakai Zeigler	-	1	Felix Okpara	2-2	2-2			
Points Leader*		S	UT						Double-Doubles		S	C	J.P. Estrella	-	2-2		
Zakai Zeigler	4	20							Igor Miličić Jr.	4	15	Darlinstone Dubar	1-2	1-2			
Chaz Lanier	14	14							Zakai Zeigler	4	12	TEAM		44-61			
Igor Miličić Jr.	4	4							Darlinstone Dubar	-	10						
Jordan Gainey	2	2							Felix Okpara	1	3						
									Chaz Lanier	-	1						

* includes all ties (or multiple subs)

S = 2024-25 season

UT = Tennessee career

C = college career (includes prior DI school for transfers; only third and fourth columns)

SUPERLATIVES

TENNESSEE'S RECORD WHEN...

CATEGORY...	24-25	RB ERA
At Home	13-1	135-25
On the road	3-3	49-53
At neutral sites	3-0	37-27
Going to overtime	0-0	5-6
Facing teams over .500 on gameday	15-4	159-92
Facing teams under .500 on gameday	3-0	44-6
Facing teams at .500 on gameday (or 0-0)	1-0	18-7
Facing AP top-5 opponents	1-1	10-9
Facing AP top-10 opponents	1-2	14-15
Facing AP top-15 opponents	4-3	26-25
Facing AP top-20 opponents	4-3	34-32
Facing AP top-25 opponents	6-3	40-40
Facing AP RV opponents	3-0	
Ranked in AP top 5	9-1	45-13
Ranked in AP top 10	13-4	92-29
Ranked in AP top 15	19-4	118-38
Ranked in AP top 20	19-4	149-51
Ranked in AP top 25	19-4	170-56
Receiving AP votes	0-0	
Both teams are in AP top 5	0-0	0-3
Both teams are in AP top 10	1-2	8-8
Both teams are in AP top 15	4-3	17-12
Both teams are in AP top 20	4-3	26-18
Both teams are in AP top 25	6-3	34-25
Both teams are unranked	0-0	45-34
Ranked in AP top 25, facing unranked opponent	13-1	136-31
Unranked, facing opponent in AP top 25	0-0	6-15
Leading at halftime	16-1	183-31
Trailing at halftime	3-3	32-67
Tied at halftime	0-0	6-7
Leading by double digits at halftime	10-0	104-3
Trailing by double digits at halftime	0-1	3-29
Leading with 10:00 left in regulation	17-0	
Trailing with 10:00 in regulation	2-4	
Tied with 10:00 in regulation	0-0	
Leading with 5:00 in regulation	18-0	
Trailing with 5:00 in regulation	0-4	
Tied with 5:00 in regulation	1-0	
Leading with 2:00 in regulation	18-1	
Trailing with 2:00 in regulation	0-3	
Tied with 2:00 in regulation	1-0	
Recording more rebounds	16-1	166-30
Opponent records more rebounds	3-3	51-73
Rebound total is the same	0-0	4-2
Recording 35 or more rebounds	16-3	162-53
Recording fewer than 35 rebounds	3-1	59-52
Recording more offensive rebounds	12-1	115-56
Opponent records more offensive rebounds	5-3	87-44
Offensive rebound total is the same	2-0	19-5
Recording 10 or more offensive rebounds	14-3	155-75
Recording fewer than 10 offensive rebounds	5-1	66-30
Recording more assists	18-1	189-39
Opponent records more assists	0-2	21-57
Assist total is the same	1-1	11-9
Recording 15 or more assists	15-1	154-26
Recording fewer than 15 assists	4-3	67-79
Committing fewer turnovers	13-1	153-52
Opponent commits fewer turnovers	5-2	52-49
Turnover total is the same	1-1	16-4
Committing fewer than 12 turnovers	14-2	125-51
Committing 12 or more turnovers	5-2	96-54
Recording a better assist/turnover ratio	16-2	193-51
Opponent records a better assist/turnover ratio	3-2	27-54
Assist/turnover ratio is the same	0-0	1-0
Recording assist/turnover ratio of 1.5 or better	12-1	118-20
Recording assist/turnover ratio below 1.5	7-3	103-85
Recording more steals	12-2	124-34
Opponent records more steals	7-1	65-60
Steal total is the same	0-1	32-11
Recording 8 or more steals	9-2	104-25
Recording fewer than 8 steals	10-2	117-80
Recording more blocks	15-2	163-43
Opponent records more blocks	1-1	31-45
Block total is the same	3-1	27-17
Recording 5 or more blocks	10-3	122-37
Recording fewer than 5 blocks	9-1	99-68
Recording fewer personal fouls	15-1	
Recording more personal fouls	4-2	
Personal foul total is the same	0-1	
Shooting better than opponent from the field	19-2	185-21
Opponent shoots better from the field	0-2	36-83
Shooting percentage from the field is the same	0-0	0-1
Shooting 50 percent or better from the field	7-0	78-5
Shooting 40-49.9 percent from the field	9-1	107-40
Shooting 30-39.9 percent from the field	3-2	33-51
Shooting under 30 percent from the field	0-1	3-9
Opponent shoots 50 percent or better from the field	0-1	6-33
Opponent shoots 40-49.9 percent from the field	6-1	74-52
Opponent shoots 30-39.9 percent from the field	7-2	116-20
Opponent shoots under 30 percent from the field	6-0	25-0

TENNESSEE'S RECORD WHEN...

CATEGORY...	24-25	RB ERA
Making more 3-pointers	15-2	121-45
Opponent makes more 3-pointers	2-2	78-49
Made 3-pointer total is the same	2-0	22-11
Shooting 35 percent or better on 3-pointers	11-1	129-30
Shooting under 35 percent on 3-pointers	8-3	92-75
Making more free throws	14-2	145-26
Opponent makes more free throws	4-2	65-76
Made free-throw total is the same	1-0	11-3
Recording more free-throw attempts	14-2	136-28
Opponent has more free-throw attempts	5-2	77-74
Attempted free-throw total is the same	0-0	8-3
Shooting 70 percent or better at the line	15-3	151-62
Shooting under 70 percent at the line	4-1	70-43
Scoring more points off turnovers	16-2	165-47
Opponent scores more points off turnovers	3-1	50-53
Points off turnovers total is the same	0-1	6-5
Scoring more paint points	14-1	154-27
Opponent scores more paint points	3-3	53-74
Point point total is the same	2-0	14-4
Scoring more second-chance points	12-1	137-44
Opponent scores more second-chance points	4-3	73-55
Second-chance point total is the same	3-0	11-6
Scoring more fast-break points	12-2	128-24
Opponent scores more fast-break points	7-2	76-71
Fast-break point total is the same	0-0	17-10
Scoring more bench points	10-1	134-46
Opponent scores more bench points	8-3	78-55
Bench point total is the same	1-0	9-4
Six players score in double figures	1-0	6-1
Five players score in double figures	3-0	28-5
Four players score in double figures	8-1	86-20
Three players score in double figures	5-1	72-46
Two players score in double figures	2-2	23-25
One player score in double figures	0-0	4-7
Zero players score in double figures	0-0	2-1
Scoring under 50 points	0-1	1-5
Scoring between 50-59 points	0-1	8-24
Scoring between 60-69 points	5-0	38-39
Scoring between 70-79 points	7-2	72-25
Scoring between 80-89 points	4-0	68-9
Scoring between 90-99 points	2-0	27-3
Scoring 100 or more points	1-0	7-0
Opponent scores under 50 points	4-0	33-0
Opponent scores between 50-59 points	6-1	60-8
Opponent scores between 60-69 points	6-0	74-18
Opponent scores between 70-79 points	2-3	40-40
Opponent scores between 80-89 points	1-0	11-31
Opponent scores between 90-99 points	0-0	3-6
Opponent scores 100 or more points	0-0	0-2
Being the first team to score 10 points	13-0	
Being the first team to score 20 points	16-1	
Being the first team to score 30 points	18-1	
Being the first team to score 40 points	15-0	
Being the first team to score 50 points	15-1	
Being the first team to score 60 points	17-0	
Being the first team to score 70 points	14-0	
Being the first team to score 80 points	7-0	
Being the first team to score 90 points	3-0	
Being the first team to score 100 points	1-0	
Tipping off in morning (before noon local)	0-0	4-7
Tipping off in afternoon (12-4:59 p.m. local)	7-1	64-42
Tipping off in evening (5 p.m. or later local)	12-3	153-56
Playing in November	7-0	44-14
Playing in December	6-0	48-12
Playing in January	4-4	54-29
Playing in February	2-0	45-30
Playing in March	0-0	30-20
Playing on Weekdays	13-2	138-47
Playing on Weekends	6-2	83-58
Playing on Monday	2-0	7-2
Playing on Tuesday	5-2	59-16
Playing on Wednesday	4-0	44-16
Playing on Thursday	1-0	13-5
Playing on Friday	1-0	15-8
Playing on Saturday	5-2	71-51
Playing on Sunday	1-0	12-7
Wearing white uniforms	13-1	
Wearing cream uniforms	1-0	
Wearing orange uniforms	4-3	
Wearing black uniforms	1-0	

MARGIN OF VICTORY/DEFEAT

	1	2	3	4	5	6	7	8	9
Wins	1	1	-	2	1	-	-	-	-
Losses	1	1	-	2	1	-	-	-	-
Wins	10	11-15	16-19	20-24	25-29	30-34	35+		
Wins	-	4	3	4	1	-	4		
Losses	-	-	-	-	-	1	-		

LARGEST/SMALLEST POINT TOTALS

Most First-Half Points

Tennessee: 52, vs. Austin Peay, 11/17/24
 Opponent: 41, at Vanderbilt, 1/18/25
 UT Player: Chaz Lanier, 25, vs. Baylor in Nassau, 11/22/24
 Opp. Player: Camryn Weston, 17, vs. Middle Tenn., 12/23/24

Fewest First-Half Points

Tennessee: 15, at Florida, 1/7/25
 Opponent: 15, vs. Western Carolina, 12/17/24

Most Second-Half Points

Tennessee: 57, vs. Missouri, 2/5/25
 Opponent: 48, vs. Kentucky, 1/28/25
 UT Player: Jordan Gainey, 18, at Illinois, 12/14/24
 Chaz Lanier, 18, vs. Virginia in Nassau, 11/21/24
 Opp. Player: Tamar Bates, 22, vs. Missouri, 2/5/25

Fewest Second-Half Points

Tennessee: 28, at Florida, 1/7/25
 Opponent: 15, vs. UT Martin, 11/27/24

Largest Halftime Lead

Tennessee: 27 (47-20), vs. Baylor in Nassau, 11/22/24
 Opponent: 6 (40-34), vs. Middle Tennessee, 12/23/24

Largest Halftime Deficit Overcome in a Victory

Tennessee: 6 (40-34), vs. Middle Tennessee, 12/23/24
 6 (34-28), vs. Missouri, 2/5/25
 Opponent: 3 (33-30), vs. Kentucky, 1/28/25

Largest Comeback in a Victory

Tennessee: 11 (39-28 in 2H), vs. Missouri, 2/5/25
 Opponent: 8 (21-13 in 1H), at Vanderbilt, 1/18/25

Largest Margin of Victory

Tennessee: 48 (84-36), vs. Western Carolina, 12/17/24
 Opponent: 30 (73-43), at Florida, 1/7/25

TEAM STREAKS

Overall: Won 2
 Home: Won 2
 Away: Lost 2
 Neutral: Won 3

SEC: Won 2

SEC Home: Won 2

SEC Away: Lost 2

Non-Con: Won 13

Non-Con Home: Won 36

Non-Con Away: Won 2

Non-Con Neutral: Won 3

vs. AP Top Five: Won 1

vs. AP Top 10: Won 1

vs. AP Top 25: Won 2

vs. Unranked: Lost 1

Overtime: Won 2

Up at Half: Won 1

Down at Half: Won 1

Tied at Half: Lost 2

Up w/10m in Reg: Won 41

Down w/10m in Reg: Lost 3

Up w/5m in Reg: Won 47

Down w/5m in Reg: Lost 8

Up w/2m in Reg: Won 2

Down w/2m in Reg: Lost 8

More Rebounds: Won 2

Fewer Rebounds: Lost 3

More Off. Rebs.: Won 1

Fewer Off. Rebs.: Lost 3

More Assists: Won 3

Fewer Assists: Lost 2

Fewer TOs: Won 1

More TOs: Won 1

Better A/T Ratio: Won 1

Worse A/T Ratio: Won 1

More Steals: Won 1

Fewer Steals: Won 1

TEAM STREAKS

Better FG%: Won 2
 Worse FG%: Lost 3

More 3PM: Won 1

Fewer 3PM: Won 1

Better 3P%: Won 2

Worse 3P%: Lost 2

More FTM: Won 2

Fewer FTM: Won 1

More FTA: Won 2

Fewer FTA: Won 1

Better FT%: Won 1

Worse FT%: Won 1

4+ Score 10+: Won 1

3 Score 10+: Won 1

2 Score 10+: Lost 2

0-1 Score 10+: Lost 1

Scoring <50: Lost 1

Scoring 50+: Won 2

Scoring <60: Lost 5

Scoring 60+: Won 2

Scoring <70: Won 1

Scoring 70+: Won 1

Scoring <80: Won 1

Scoring 80+: Won 9

Scoring <90: Won 2

Scoring 90+: Won 8

Allowing <50: Won 42

Allowing 50+: Won 1

Allowing <60: Won 1

Allowing 60+: Won 1

Allowing <70: Won 1

Allowing 70+: Won 1

Allowing <80: Won 1

Allowing 80+: Won 1

Allowing <90: Won 2

Allowing 90+: Won 1

Morning Tip-off: Lost 1

Afternoon Tip-off: Won 1

Evening Tip-off: Won 1

Weekdays: Won 1

Weekends: Won 1

ATTENDANCE SUMMARY

	GP	TOT	AVG	HI	LOW
Home	14	274,688	19,621	22,272	16,866
Away	6	77,163	13,608	16,976	9,121
Neutral	3	19,042	6,347	14,846	2,077
Total	23	375,393	16,321	22,272	2,077

THE LAST TIME...

LAST TIME A TENNESSEE PLAYER...

Scored 40+ Points: Dalton Knecht (40), vs. Kentucky, 3/9/24
Scored 35+ Points: Dalton Knecht (37), vs. Purdue in NCAA Tournament (Detroit), 3/31/24
Scored 30+ Points: Dalton Knecht (37), vs. Purdue in NCAA Tournament (Detroit), 3/31/24
Scored 25+ Points: Chaz Lanier (29), vs. Arkansas, 1/4/25

Scored 20+ Points off the Bench: Jordan Gainey (23), at Illinois, 12/14/24

Scored 35+ Points in Back-To-Back Games: Dalton Knecht, 36 at Georgia (1/13/24) and 39 vs. Florida (1/16/24)
Scored 30+ Points in Back-To-Back Games: Dalton Knecht, 32 at Vanderbilt (1/27/24) and 31 vs. South Carolina (1/30/24)
Scored 25+ Points in Three-Plus Straight Games: Dalton Knecht (six), 28 at Mississippi State (1/10/24), 36 at Georgia (1/13/24), 39 vs. Florida (1/16/24), 25 vs. Alabama (1/20/24), 32 at Vanderbilt (1/27/24) and 31 vs. South Carolina (1/30/24)
Scored 25+ Points in Back-To-Back Games: Chaz Lanier, 26 vs. Virginia (1/21/24) and 25 vs. Baylor (1/22/24), both in Baha Mar Championship (Nassau, Bahamas)
Scored 20+ Points in Seven Straight Games: Kevin Punter Jr., 24 vs. Gardner-Webb (11/22/15), 26 vs. Army West Point (11/24/15), 24 vs. George Washington (12/27/15), 23 vs. Nebraska (11/28/15), 27 at Butler (12/12/15), 24 vs. Florida Atlantic (12/16/15) and 23 vs. Gonzaga (12/19/15)

Had 20+ Rebounds: Jeronne Maymon (20), vs. Memphis, 11/22/11

Had 15+ Rebounds: Igor Miličić Jr. (18), vs. Arkansas, 1/4/25

Had 10+ Off. Rebounds: Jeronne Maymon (10), vs. NC State, 12/18/13

Had 7+ Off. Rebounds: Igor Miličić Jr. (7), vs. Georgia, 1/15/25

Made 15+ FGs: Dyrone Nix (15-19), vs. Tennessee Tech, 11/25/88

Made 12+ FGs: Dalton Knecht (14-31), vs. Purdue in NCAA Tournament (Detroit), 3/31/24

Made 10+ FGs: Chaz Lanier (10-20), vs. Arkansas, 1/4/25

Took 25+ FGs: Dalton Knecht (14-31), vs. Purdue in NCAA Tournament (Detroit), 3/31/24

Took 20+ FGs: Chaz Lanier (10-20), vs. Arkansas, 1/4/25

Shot 100 Percent (min. 10 FGM): Olivier Nkamhoua (10-10), at South Carolina, 1/7/23

Shot 100 Percent (min. 7 FGM): Felix Okpara (7-7), at Vanderbilt, 1/18/25

Shot 100 Percent (min. 4 FGM): Felix Okpara (7-7), at Vanderbilt, 1/18/25

Shot over 75 Percent (min. 10 FGM): Jonas Aidoo (11-14), at Arkansas, 2/14/24

Shot over 75 Percent (min. 8 FGM): Igor Miličić Jr. (8-10), vs. Missouri, 2/5/25

Shot over 75 Percent (min. 5 FGM): Igor Miličić Jr. (8-10), vs. Missouri, 2/5/25

Made 12+ FGs in Back-to-Back Games: Dalton Knecht, 12-20 at Georgia (1/13/24) and 13-23 vs. Florida (1/16/24)

Made 10+ FGs in Back-to-Back Games: Dalton Knecht, 13-21 at Vanderbilt (1/27/24) and 11-24 vs. South Carolina (1/30/24)

Made 10+ FGs in Three-Plus Straight Games: Dalton Knecht, 10-18 at Mississippi State (1/10/24), 12-20 at Georgia (1/13/24) and 13-23 vs. Florida (1/16/23)

Took 20+ FGs in Two Straight Games: Dalton Knecht, 8-21 vs. Creighton in NCAA Tournament (Detroit; 3/29/24) and 14-31 vs. Purdue in NCAA Tournament (Detroit; 3/31/24)

Took 20+ FGs in Five Straight Games: Dalton Knecht, 12-20 at Georgia (1/13/24), 13-23 vs. Florida (1/16/23), 8-20 vs. Alabama (1/20/24), 13-21 at Vanderbilt (1/27/24) and 11-24 vs. South Carolina (1/30/24)

Made 8+ 3Ps: Jordan McRae (8-11), at Georgia, 3/2/13

Made 7+ 3Ps: Chaz Lanier (7-10), vs. Baylor in Baha Mar Championship (Nassau, Bahamas), 11/22/24

Made 6+ 3Ps: Chaz Lanier (6-16), vs. Norfolk State, 12/31/24

Made 5+ 3Ps Without a Miss: Santiago Vescovi (5-5), vs. Austin Peay, 12/21/22

Made 3+ 3Ps Without a Miss: Zakai Zeigler (4-4), vs. Missouri, 2/5/25

Took 15+ 3Ps: Chaz Lanier (6-16), vs. Norfolk State, 12/31/24

Took 12+ 3Ps: Chaz Lanier (5-12), vs. Mississippi State, 1/21/25

Took 10+ 3Ps: Zakai Zeigler (1-11) and Chaz Lanier (3-10), vs. Kentucky, 1/28/25

Made 20+ FTs: Grant Williams (23-23), at Vanderbilt, 1/23/19

Made 15+ FTs: Grant Williams (23-23), at Vanderbilt, 1/23/19

Made 10+ FTs: Dalton Knecht (10-12), vs. Auburn, 2/8/24

Made 10+ FTs Without a Miss: Jaden Springer (10-10), at Vanderbilt, 2/24/21

Made 7+ FTs Without a Miss: Zakai Zeigler (7-7), vs. Missouri, 2/5/25

Took 20+ FTs: Grant Williams (23-23), at Vanderbilt, 1/23/19

Took 15+ FTs: Grant Williams (23-23), at Vanderbilt, 1/23/19

Took 10+ FTs: Jahmai Mashack (8-10), vs. Austin Peay, 11/17/24

Made 8+ FTs Without a Miss in Back-to-Back Games: Dalton Knecht, 9-9 vs. Florida (1/16/24) and 8-8 vs. Alabama (1/20/24)

Had 15+ Assists: Zakai Zeigler (15), vs. Middle Tennessee, 12/23/24

Had 12+ Assists: Zakai Zeigler (15), vs. Middle Tennessee, 12/23/24

Had 10+ Assists: Zakai Zeigler (10), at Vanderbilt, 1/18/25

Had 7+ Assists with No TOs: Zakai Zeigler (14), vs. Texas A&M, 2/24/24

Had 7+ Steals: Kennedy Chandler (7), vs. Presbyterian, 11/30/21

Had 6+ Steals: Zakai Zeigler (6), vs. Georgia, 1/15/25

Had 5+ Steals: Zakai Zeigler (5), vs. Mississippi State, 1/21/25

Had 7+ Blocks: Yves Pons (9), vs. Florida in SEC Tournament (Nashville, Tenn.), 3/12/21 (*program record*)

Had 5+ Blocks: Cade Phillips (5), vs. Norfolk State, 12/31/24

Played Every Second: Zakai Zeigler (40:00), vs. Creighton in NCAA Tournament (Detroit), 3/29/24

Played Every Second in Back-to-Back Games: Zakai Zeigler, (40:00) vs. Texas in NCAA Tournament (Charlotte; 3/23/24) and (40:00) vs. Creighton in NCAA Tournament (Detroit; 3/29/24)

Converted 4-Point Play: Zakai Zeigler, vs. Syracuse, 12/3/24

Scored at Buzzer To Force Overtime: Robert Hubbs III, at Vanderbilt, 2/11/15 (driving layup as time expired to tie it at 67 [UT won, 76-73, in OT])

Scored in Closing Seconds to Force Overtime: Josiah-Jordan James, vs. Texas Tech in Jimmy V Classic (New York City), 12/7/21 (transition 3-pointer with 31 seconds left in regulation to tie it at 44 [UT lost, 57-52, in OT])

Scored at Buzzer to Win: Jordan Gainey, at Illinois, 12/14/24 (coast-to-coast driving layup after game-tying free throw with 5.7 seconds left to win, 66-64)

Scored in Closing Seconds to Win: Grant Williams, at Ole Miss, 2/27/19 (driving layup with three seconds left to win, 73-71)

Scored 20+ Points in First Half: Chaz Lanier (all of his 25), vs. Baylor in Baha Mar Championship (Nassau, Bahamas), 11/22/24

Scored 20+ Points in Second Half: Dalton Knecht (21 of his 40), vs. Kentucky, 3/9/24

Scored 20+ in a Half in Two-Plus Straight Games: Dalton Knecht (three), 26 in 2H at Mississippi State (1/10/24), 20 in 2H at Georgia (1/13/24) and 22 in 1H vs. Florida (1/16/24)

Scored 15+ in Five-Plus Straight Halves: Dalton Knecht (six), 26 in 2H at Mississippi State (1/10/24), 16 in 1H & 20 in 2H at Georgia (1/13/24), 22 in 1H & 17 in 2H vs. Florida (1/16/24) and 17 in 1H vs. Alabama (1/20/24)

Scored 10+ in Both Halves of Back-to-Back Games: Chaz Lanier, 14 & 20 vs. Norfolk State (12/31/24) and 14 & 15 vs. Arkansas (1/4/25)

Scored 10+ in Both Halves of Three Straight Games: Dalton Knecht (three), 14 & 13 vs. LSU (2/7/24), 10 & 12 at Texas A&M (2/10/24), 12 & 10 at Arkansas (2/14/24)

Made 7+ 3Ps in a Half: Chaz Lanier (7-8), vs. Baylor in Baha Mar Championship (Nassau, Bahamas), 11/22/24

Had a 4x5 Game: Armani Moore (6 pts, 6 reb, 5 ast, 5 blk), vs. Texas A&M, 1/9/16

Had a PTS/AST Double-Double: Zakai Zeigler (16 pts, 10 ast), at Vanderbilt, 1/18/25

Had a PTS/REB Double-Double: Igor Miličić Jr. (21 pts, 10 reb), vs. Missouri, 2/5/25

Had a 20-Point Double-Double with Assists: Zakai Zeigler (26 pts, 13 ast), at Kentucky, 2/3/24

Had a 20-Point Double-Double with Rebounds: Igor Miličić Jr. (21 pts, 10 reb), vs. Missouri, 2/5/25

Had A 15-15 Game: Zakai Zeigler (17 pts, 15 ast), vs. Middle Tennessee, 12/23/24

Had A Triple-Double: Tyler Smith (12 pts, 10 reb, 10 ast), vs. UNC Asheville, 12/3/08 (*only triple-double in UT history*)

Was Called for a Technical Foul: Igor Miličić Jr., vs. Georgia, 1/15/25

Was Ejected: Yemi Makanjuola (type-2 flagrant foul), at Vanderbilt, 1/24/12

LAST TIME A TENNESSEE FRESHMAN...

Scored 30+ Points: Jaden Springer (30), vs. Georgia, 2/10/21
Scored 25+ Points: Julian Phillips (25) vs. USC in Battle 4 Atlantis (Paradise Island, Bahamas), 11/24/22
Scored 20+ Points: Julian Phillips (25) vs. USC in Battle 4 Atlantis (Paradise Island, Bahamas), 11/24/22

Had 12+ Rebounds: Olivier Nkamhoua (13), vs. Florida A&M, 12/4/19

Had 10+ Rebounds: Tobe Awaka (10), at Auburn, 3/4/23

Had 7+ Offensive Rebounds: Olivier Nkamhoua (7), vs. Florida A&M, 12/4/19

Had 5+ Offensive Rebounds: Tobe Awaka (5), vs. Arkansas, 2/28/23

Made 12+ FGs: Kennedy Chandler (13-20), at Colorado, 12/4/21

Made 10+ FGs: Kennedy Chandler (13-20), at Colorado, 12/4/21

Made 8+ FGs: Kennedy Chandler (9-19), vs. Michigan in NCAA Tournament (Indianapolis), 3/19/22

Took 20+ FGs: Kennedy Chandler (13-20), at Colorado, 12/4/21

Took 15+ FGs: Kennedy Chandler (9-19), vs. Michigan in NCAA Tournament (Indianapolis), 3/19/22

Shot 100 Percent (min. 5 FGM): Derrick Walker (5-5), at South Carolina, 1/20/18

Shot 100 Percent (min. 4 FGM): Josiah-Jordan James (4-4), vs. Washington in James Naismith Classic (Toronto, Ontario), 11/16/19

Shot over 75 Percent (min. 10 FGM): Grant Williams (10-12), vs. Lipscomb, 12/15/16

Shot over 75 Percent (min. 8 FGM): Kennedy Chandler (9-12), at Missouri, 2/22/22

Shot over 75 Percent (min. 5 FGM): Julian Phillips (5-6), vs. Mississippi State, 1/3/23

Made 7+ 3Ps: Lamonté Turner (7-11), vs. Presbyterian, 12/6/16

Made 6+ 3Ps: Santiago Vescovi (6-13), vs. LSU, 1/4/20 (*collegiate debut*)

Made 5+ 3Ps: Kennedy Chandler (5-6), vs. Arkansas, 3/5/22

Made 4+ 3Ps Without a Miss: Kennedy Chandler (4-4), vs. UT Martin, 11/9/21 (*collegiate debut*)

Took 12+ 3Ps: Chris Lofton (5-13), at Kentucky, 3/2/05

Took 10+ 3Ps: Santiago Vescovi (4-11), vs. Kentucky, 2/8/20

Took 8+ 3Ps: Zakai Zeigler (2-8), vs. Ole Miss, 1/5/22

Made 12+ FTs: Grant Williams (12-13), vs. Missouri, 2/18/17

Made 10+ FTs: Julian Phillips (10-12) vs. USC in Battle 4 Atlantis (Paradise Island, Bahamas), 11/24/22

Made 8+ FTs: Julian Phillips (10-12) vs. USC in Battle 4 Atlantis (Paradise Island, Bahamas), 11/24/22

Made 10+ FTs Without a Miss: Jaden Springer (10-10), at Vanderbilt, 2/24/21

Made 7+ FTs Without a Miss: Julian Phillips vs. Alcorn State, 12/4/22

Took 12+ FTs: Julian Phillips (10-12) vs. USC in Battle 4 Atlantis (Paradise Island, Bahamas), 11/24/22

Took 10+ FTs: Julian Phillips (7-10), vs. Eastern Kentucky, 12/7/22

Had 10+ Assists: Kennedy Chandler (10), at South Carolina, 2/5/22

Had 7+ Assists: Kennedy Chandler (9), vs. Michigan in NCAA Tournament (Indianapolis), 3/19/22

Had 5+ Assists: Julian Phillips (6), vs. Georgia, 1/25/23

Had 7+ Assists Without no TOs: Kennedy Chandler (7) vs. Texas A&M in SEC Tournament (Tampa, Fla.), 3/13/22

Had 5+ Assists Without no TOs: Kennedy Chandler (7) vs. Texas A&M in SEC Tournament (Tampa, Fla.), 3/13/22

Had 7+ Steals: Kennedy Chandler (7) vs. Presbyterian, 11/30/21

Had 5+ Steals: Kennedy Chandler (5) and Zakai Zeigler (5), at Mississippi State, 2/9/22

Had 5+ Blocks: Grant Williams (6), at Texas A&M, 12/29/16

Had 4+ Blocks: Grant Williams (4), at LSU, 3/1/17

Had 3+ Blocks: Jonas Aidoo (3), vs. Arkansas, 3/5/22

Had at PTS/AST Double-Double: Kennedy Chandler (11pts, 10ast), at South Carolina, 2/5/22

Had a PTS/REB Double-Double: Julian Phillips (18pts, 11reb), at Mississippi State, 1/17/23

Had 20-Point Double-Double: Tobias Harris (21pts, 11reb), at Arkansas, 1/8/11

THE LAST TIME...

LAST TIME TENNESSEE...

Won by 50+ Points: 94-40 (+54), vs. Alcorn State, 12/4/22
Won by 40+ Points: 84-36 (+48), vs. Western Carolina, 12/17/24
Won by 35+ Points: 84-36 (+48), vs. Western Carolina, 12/17/24
Won by 30+ Points: 84-36 (+48), vs. Western Carolina, 12/17/24
Won by 25+ Points: 84-36 (+48), vs. Western Carolina, 12/17/24
Won by 20+ Points: 64-44 (+20), vs. Florida, 2/1/25
Won by One Possession: 66-64 (+2), at Illinois, 12/14/24
Won by One Point: 69-68, at Alabama, 2/4/20

Won by 35+ Points in Back-to-Back Games: 92-57 (+35) vs. Montana (11/13/24) and 103-68 (+35) vs. Austin Peay (11/17/24)

Won by 30+ Points in Three Straight Games: 76-40 (+36) vs. McNeese State (11/30/22), 94-40 (+54) vs. Alcorn State (1/4/22), 84-49 (+35) vs. Eastern Kentucky (12/7/22)

Won by 15+ Points in Five-Plus Straight Games: (eight), 80-64 (+16) vs. Gardner-Webb (11/4/24), 77-55 (+22) at Louisville (11/9/24), 92-57 (+35) vs. Montana (11/13/24), 103-68 (+38) vs. Austin Peay (11/17/24), 64-42 (+22) vs. Virginia in Nassau (11/21/24), 77-62 (+15) vs. Baylor in Nassau (11/21/24), 78-35 (+43) vs. UT Martin (11/27/24), 96-70 (+26), vs. Syracuse (12/3/24)

Won in OT: 73-66 (OT), vs. USC in Battle 4 Atlantis (Paradise Island, Bahamas), 11/24/22

Won in Multiple OTs: 93-85 (4OT), at Texas A&M, 2/23/13

Beat the AP #1 Team: 68-59, vs. #1 Alabama, 2/15/23

Beat an AP Top-Five Team: 64-44, vs. #5 Florida, 2/1/25

Beat an AP Top-10 Team: 64-44, vs. #5 Florida, 2/1/25

Beat an AP Top-25 Team: 85-81, vs. #15 Missouri, 2/5/25

Beat an AP Top-25 Team by 20+ Points: 64-44 (+20), vs. #5 Florida, 2/1/25

Beat an AP Top-25 Team by 15+ Points: 64-44 (+20), vs. #5 Florida, 2/1/25

Lost to an AP Top-Five Team: 53-51, at #1 Auburn, 1/25/25

Lost to an AP Top-10 Team: 53-51, at #1 Auburn, 1/25/25

Lost to an AP Top-25 Team: 78-75, vs. Kentucky, 1/28/25

Lost to an Unranked Team: 76-75, at Vanderbilt, 1/18/25

Beat an AP Top-25 Team in Three Straight Games: 92-84 vs. #11 Auburn (2/28/24), 81-74 at #14 Alabama (3/2/24) and 66-59 at #17 South Carolina (3/6/24) (*only time ever*)

Beat an AP Top-15 Team in Back-to-Back Games: 64-44 vs. #5 Florida (2/1/25) and 85-81 vs. #15 Missouri (2/5/25)

Beat an AP Top-25 Team in Five Straight Games: vs. #14 Mississippi State (68-56 win; 1/21/25), at #1 Auburn (53-51 loss; 1/25/25), vs. #12 Kentucky (78-73 loss; 1/28/25), vs. #5 Florida (64-44 win; 2/1/25), vs. #15 Missouri (85-81 win; 2/5/25) (*only time ever*)

Played AP #1 and #2 Teams Back-to-Back: vs. #2 Purdue (71-67 loss; 11/21/23) and vs. #1 Kansas (69-60 loss, 11/22/23) in Maui Invitational (Honolulu) (*first team to do so on back-to-back days since Loyola Chicago in Jan. 1972*)

Scored 110+ Points: 124, vs. UNC Asheville, 11/17/09

Scored 105+ Points: 106, vs. Arkansas, 1/15/19

Scored 100+ Points: 103, vs. Austin Peay, 11/17/24

Scored 95+ Points: 96, vs. Syracuse, 12/3/24

Scored 90+ Points: 96, vs. Syracuse, 12/3/24

Scored Fewer Than 50 Points: 43, at Florida, 1/7/25

Scored 90+ Points in Back-to-Back Games: 92 vs. Montana (11/13/24) and 103 vs. Austin Peay (11/17/24)

Allowed Under 40 Points: 36, vs. Western Carolina, 12/17/24

Allowed Under 50 Points: 44, vs. Florida, 2/1/25

Allowed Under 60 Points: 44, vs. Florida, 2/1/25

Never Trained: vs. Mississippi State, 1/21/25

Led Wire to Wire: vs. Mississippi State, 1/21/25

Never Led: at Florida, 1/7/25

Trained Wire to Wire: at Florida, 1/7/25

Never Trained in Three Straight Games: vs. Tennessee Tech (11/6/23), at Wisconsin (11/10/23) and vs. Wofford (11/14/23)

Led Wire to Wire in Back-to-Back Games: at Kentucky (2/3/24) and vs. LSU (2/7/24)

Held a 40-Point Lead: 84-36, 36, vs. Western Carolina, 12/17/24 (final score)

Faced 35-Point Deficit: 64-29 (also 64-28), at Florida, 1/7/25 (lost, 73-43)

Faced 30-Point Deficit: 73-43, final score, at Florida, 1/7/25

Faced 25-Point Deficit: 73-43, final score, at Florida, 1/7/25

Faced 20-Point Deficit: 73-43, final score, at Florida, 1/7/25

Faced 15-Point Deficit: 73-43, final score, at Florida, 1/7/25

Overcame 20-Point Deficit to Win: 84-77 (trailed 34-13 in 1H), vs. Kentucky, 2/2/16

Overcame 15-Point Deficit to Win: 81-73 (trailed 48-31 in 2H), at Kentucky, 3/2/20

Overcame 10-Point Deficit to Win: 85-81 (trailed 39-28 in 2H), vs. Missouri, 2/5/25

Overcame 15-Point Halftime Deficit to Win: 111-105 in OT (trailed 50-35 at HT), vs. Texas, 12/23/06

Overcame a 10-Point Halftime Deficit to Win: 81-73 (trailed 42-31 at HT), at Kentucky, 3/3/20

Won When Down at Halftime: 85-81 (trailed 34-26), vs. Missouri, 2/5/25

Won When Tied at Halftime: 68-59 (tied 29-29), vs. Alabama, 2/15/23

Had 55+ Rebounds: 58, vs. UT Martin, 11/18/08

Had 50+ Rebounds: 51, vs. Arkansas, 1/4/25

Had 45+ Rebounds: 51, vs. Arkansas, 1/4/25

Had 20+ Offensive Rebounds: 24, vs. Arkansas, 1/4/25

Had 15+ Offensive Rebounds: 18, vs. Kentucky, 1/28/25

Shot 60+ Percent on FGs: 37-58 (63.8), vs. Austin Peay, 11/17/24

Shot 55+ Percent on FGs: 37-58 (63.8), vs. Austin Peay, 11/17/24

Shot Under 30 Percent on FGs: 12-56 (21.4), at Florida, 1/7/25

Shot Under 25 Percent on FGs: 12-56 (21.4), at Florida, 1/7/25

Shot 60+ Percent on FGs in Back-to-Back Games: 31-51 vs. Montana (11/13/24) and 37-58 vs. Austin Peay (11/17/24)

Made 40+ FGs: 42-72, vs. Tennessee Tech, 12/18/20

Made 35+ FGs: 35-65, vs. Syracuse, 12/3/24

Made Fewer Than 15 FGs: 12-56, at Florida, 1/7/25

Took 90+ FGs: 38-91, vs. LSU, 2/10/90

Took 80+ FGs: 29-80, vs. Purdue in Battle 4 Atlantis (Paradise Island, Bahamas), 11/22/17

Took 70+ FGs: 25-72, vs. Kentucky, 1/28/25

Shot 70+ Percent on 3Ps: 5-7 (71.4), vs. Kansas, 1/30/21

Shot 65+ Percent on 3Ps: 10-15 (66.7), vs. Missouri, 2/5/25

Shot 60+ Percent on 3Ps: 10-15 (66.7), vs. Missouri, 2/5/25

Shot 55+ Percent on 3Ps: 10-15 (66.7), vs. Missouri, 2/5/25

Shot Under 15 Percent on 3Ps: 4-29 (13.8), at Florida, 1/7/25

Made 15+ 3Ps: 17-40, vs. UT Martin, 11/9/21 (*program record*)

Made 10+ 3Ps: 10-15, vs. Missouri, 2/5/25

Made 10+ 3Ps in Back-to-Back Games: 10-21 at Vanderbilt (1/18/25) and 10-28 vs. Mississippi State (1/21/25)

Made 10+ 3Ps in Four Straight Games: 12-27 vs. Baylor in Baha Mar Championship (Nassau, Bahamas; 11/22/24), 10-37 vs. UT Martin (11/27/24), 10-29 vs. Syracuse, 12/3/24, 10-25 vs. Miami in Jimmy V Classic (New York City; 12/10/24)

Took 40+ 3Ps: 11-45, vs. Kentucky, 1/28/25

Took 35+ 3Ps: 11-45, vs. Kentucky, 1/28/25

Took 30+ 3Ps: 11-45, vs. Kentucky, 1/28/25

Made 40/45+ FTs: 45-60, vs. George Washington in Rainbow Classic (Honolulu), 12/28/00

Made 35+ FTs: 35-39, vs. Arkansas, 1/15/19

Made 30+ FTs: 31-41, vs. Eastern Kentucky, 12/7/22

Made 25+ FTs: 27-35, vs. Auburn, 2/28/24

Did Not Miss a FT (no min.): 10-10, vs. Georgia, 1/15/25

Took 55+ FTs: 45-60, vs. George Washington in Rainbow Classic (Honolulu), 12/28/00

Took 45+ FTs: 39-46, at Memphis, 12/15/18

Took 40+ FTs: 31-41, vs. Eastern Kentucky, 12/7/22

Took 35+ FTs: 27-35, vs. Auburn, 2/28/24

Posted a 60/40/80 Shooting Line: 31-51 FG (60.8), 9-21 3P (42.9), 21-25 FT (84.0), vs. Montana, 11/13/24

Had 30+ Assists: 30, vs. Tusculum, 1/4/14

Had 25+ Assists: 28, vs. Vanderbilt, 2/17/24

Had 20+ Assists: 21, vs. Missouri, 2/5/25

Had 20+ Assists Back-to-Back Games: 24 vs. Montana (11/13/24) and 22 vs. Austin Peay (11/17/24)

Had 20+ Steals: 21, vs. North Carolina A&T, 12/23/09

Had 15+ Steals: 17, vs. Western Carolina, 12/17/24

Had 10+ Steals: 11, vs. Georgia, 1/15/25

Had 15+ Blocks: 15, vs. Pittsburgh, 12/6/98 (*program record*)

Had 12+ Blocks: 12, vs. Tennessee Tech, 12/29/18

Had 10+ Blocks: 10, vs. Austin Peay, 11/17/24

Had 10+ Steals and 10+ Blocks: 10 blk & 10 stl, vs. Austin Peay, 11/17/24

Scored 60+ Points in Half: 62 (2H), vs. East Carolina, 11/20/09

Scored 50+ Points in First Half: 52, vs. Austin Peay, 11/17/24

Scored 50+ Points in Second Half: 57, vs. Missouri, 2/5/25

Scored 50+ Points in Both Halves: 51 (1H) and 52 (2H), vs. Austin Peay, 11/17/24

Scored Under 20 Points in Half: 15 (1H), at Florida, 1/7/25

Allowed Under 20 Points in Half: 16 (1H), vs. Mississippi State, 1/21/25

Shot 60+ Percent on FGs in Both Halves: 17-27 (63.0) in 1H and 19-25 (76.0) in 2H, vs. Mississippi State, 1/3/23

Shot 50+ Percent on FGs in Both Halves: 17-33 (51.5) in 1H and 7-13 (53.8) in 2H, vs. Baylor in Nassau, 11/22/24

Shot 70+ Percent on FGs in a Half: 19-27 (70.4) in 1H, vs. Austin Peay, 11/17/24

Shot 60+ Percent on FGs in a Half: 19-31 (61.3) in 2H, vs. Syracuse, 12/3/24

Shot 50+ Percent on FGs in Both Halves of Three Straight Games: at Louisville (11/9/24), vs. Montana (11/13/24) and vs. Austin Peay (11/17/24)

Shot Under 30 Percent on FGs in Both Halves: 4-29 (13.8) in 1H and 8-27 (29.6) in 2H, at Florida, 1/7/25

Shot Under 30 Percent on FGs in a Half: 7-25 (28.0) in 1H, at Auburn, 1/25/25

Shot Under 20 Percent on FGs in a Half: 4-29 (13.8) in 1H, at Florida, 1/7/25

Played Half Without Committing Turnover: 2H at Illinois, 12/14/24

Did Not Make A 3-Pointer: 0-8, vs. Duke in Maui Invitational (Maui, Hawaii), 11/21/11

Active 3-point streak: 459 games (through 2/5/25)

Did Not Make a 3-Pointer in a Half: 0-11 (1H), at Auburn, 1/25/25

Had Two Players with Double-Doubles: Tobe Awaka (18 pts, 10 reb) and Dalton Knecht (17 pts, 10 reb), at Missouri, 2/20/24

Had Two Players with 10+ Rebounds: Igor Miličić Jr. (13) and Felix Okpara (11), vs. UT Martin, 11/27/24

Had Three Players with 5+ Assists: Dalton Knecht (5), Santiago Vescovi (5), Zakai Zeigler (5), vs. Vanderbilt, 2/17/24

Had Four Players with 5+ Assists: Tyreke Key (5), Jahmai Mashack (5), Olivier Nkamhoua (5), Santiago Vescovi (5), vs. Austin Peay, 12/21/22

Had Four Players with 2+ Blocks: Kyle Alexander (3), Admiral Schofield (3), John Fulkerson (2), Grant Williams (2), vs. Tennessee Tech, 12/29/18

Had Three Players with 3+ Steals: Jordan Gainey (3), Jahmai Mashack (3), Zakai Zeigler (3), vs. Arkansas, 1/4/25

Had Three Players with 4+ Steals: Jordan Gainey (5), Jahmai Mashack (5), Chaz Lanier (4), vs. Western Carolina, 12/17/24

Had Four Players with 3+ Steals: J.P. Prince (4), Tyler Smith (4), Bobby Maze (3), Skylar McBee (3), vs. North Carolina A&T, 12/23/09

Had Two Players with 5+ Steals: Jordan Gainey (5) and Jahmai Mashack (5), vs. Western Carolina, 12/17/24

Had Five Players Score in Double Figures: Igor Miličić Jr. (21), Zakai Zeigler (21), Felix Okpara (12), Jordan Gainey (10), Chaz Lanier (10), vs. Missouri, 2/5/25

Had Six Players Score in Double Figures: Igor Miličić Jr. (23), Zakai Zeigler (19), Jordan Gainey (15), Cade Phillips (13), Felix Okpara (12), Jahmai Mashack (10), vs. Austin Peay, 11/17/24

Had Seven Players Score in Double Figures: Vincent Yarbrough (18), Charles Hathaway (12), Harris Walker (12), Marcus Haislip (12), Isaiah Victor (11), Tony Harris (11), Terrence Woods (11), vs. East Tennessee State, 11/19/00

Had Four Players Score 15+ Points: Chaz Lanier (17), Igor Miličić Jr. (16), Felix Okpara (16), Zakai Zeigler (16), at Vanderbilt, 1/18/25

Had Two Players Score 20+ Points: Igor Miličić Jr. (21) and Zakai Zeigler (21), vs. Missouri, 2/5/25

Had Three Players Score 20+ Points: Jordan McRae (21), Josh Richardson (20), Jarnell Stokes (20), vs. Virginia, 12/30/13

Had Two Players Score 25+ Points: Josiah-Jordan James (26) and Zakai Zeigler (26), at Kentucky, 2/3/24

Did Not Have Player Score in Double Figures: vs. Wisconsin, 12/28/19

Active 10+ scorer streak: 176 games (through 2/5/25)

Did Not Allow Double-Figure Scorer: vs. McNeese State, 11/30/22

Had Head Coach Called for Technical Foul: Rick Barnes, at Vanderbilt, 1/27/24

Had Head Coach Ejected: Bruce Pearl, vs. College of Charleston, 12/31/10

THE LAST TIME...

LAST TIME A TENNESSEE OPPONENT...

Won by 50+ Points: 101-40 (+61), at Kentucky, 3/12/93
Won by 40+ Points: 90-50 (+40), vs. Kentucky, 2/17/96
Won by 30+ Points: 73-43 (+30), at Florida, 1/7/25
Won by 25+ Points: 73-43 (+30), at Florida, 1/7/25
Won by 20+ Points: 73-43 (+30), at Florida, 1/7/25
Won by One Possession: 53-51 (+2), at Auburn, 1/25/25
Won by One Point: 76-75 (+1), at Vanderbilt, 1/18/25

Won in OT: 57-52, vs. Texas Tech in Jimmy V Classic (New York City), 12/7/21
Won in Multiple OTs: 99-97 (2OT), vs. Memphis in Maui Invitational (Maui, Hawaii), 11/22/11

Scored 110+ Points: 111, at South Carolina, 2/10/93
Scored 105+ Points: 107, at Kentucky, 1/15/22
Scored 100+ Points: 100, at North Carolina, 11/29/23
Scored 95+ Points: 99 (OT), vs. Purdue in NCAA Tournament (Louisville, Ky.), 3/28/19
Scored 90+ Points: 92, at Kentucky, 2/23/24

Overcame 20-Point Deficit to Win: 85-84 (trailed 49-29 in 1H), vs. Ohio State in NCAA Tournament (San Antonio, Texas), 2/22/07
Overcame 15-Point Deficit to Win: 73-68 (trailed 48-33 in 2H), vs. Alabama in SEC Tournament (Nashville, Tenn.), 3/13/21
Overcame 10-Point Deficit to Win: 72-66 (trailed 32-21 in 1H), vs. Purdue in NCAA Tournament (Detroit), 3/31/24

Overcame 15-Point Halftime Deficit to Win: 85-84 (trailed 49-32), vs. Ohio State in NCAA Tournament (San Antonio, Texas), 2/22/07
Overcame 10-Point Halftime Deficit to Win: 85-76 (trailed 46-34), vs. Villanova in Battle 4 Atlantis (Paradise Island, Bahamas), 11/23/17

Won When Down at Halftime: 78-73 (trailed 33-30), vs. Kentucky, 1/28/25
Won When Tied at Halftime: 69-60 (tied 35-35), vs. Kansas in Maui Invitational (Honolulu), 11/22/23

Had 55+ Rebounds: 56, at Florida, 1/7/25
Had 50+ Rebounds: 56, at Florida, 1/7/25
Had 45+ Rebounds: 56, at Florida, 1/7/25

Had 20+ Offensive Rebounds: 20, vs. Texas A&M, 1/28/20
Had 15+ Offensive Rebounds: 19, at Florida, 1/7/25

Shot 60+ Percent on FGs: 38-56 (67.9), at Kentucky, 1/15/22
Shot 55+ Percent on FGs: 24-57 (55.3), vs. Mississippi State in SEC Tournament (Nashville, Tenn.), 3/15/24
Shot Under 30 Percent on FGs: 13-53 (24.5), vs. Florida, 2/1/25
Shot Under 25 Percent on FGs: 13-53 (24.5), vs. Florida, 2/1/25

Made 35+ FGs: 38-56, at Kentucky, 1/15/22

Took 75+ FGs: 33-77, at Memphis, 12/15/18
Took 70+ FGs: 19-70, vs. Georgia Southern, 12/12/23

Shot 70+ Percent on 3Ps: 8-11 (72.7), vs. Mississippi State, 2/3/15
Shot 65+ Percent on 3Ps: 8-11 (72.7), vs. Mississippi State, 2/3/15
Shot 60+ Percent on 3Ps: 11-18 (61.1), at Kentucky, 1/15/22
Shot 55+ Percent on 3Ps: 11-18 (61.1), at Kentucky, 1/15/22
Shot Under 15 Percent on FGs: 4-27 (14.8), vs. Florida, 2/1/25

Made 15+ 3Ps: 15-29, vs. Kentucky, 3/9/24
Made 10+ 3Ps: 12-24, vs. Kentucky, 1/28/24

Took 40+ 3Ps: 15-40, vs. Auburn in SEC Tournament (Nashville, Tenn.), 3/17/19
Took 35+ 3Ps: 6-39, vs. Western Carolina, 12/17/24
Took 30+ 3Ps: 6-39, vs. Western Carolina, 12/17/24

Made 35+ FTs: 38-44, vs. Ole Miss, 1/9/13
Made 30+ FTs: 30-36, at Illinois, 12/14/24
Made 25+ FTs: 30-36, at Illinois, 12/14/24

Did Not Miss a FT (no min.): 13-13, at Louisville, 11/9/24

Took 45+ FTs: 29-48, vs. Purdue in Maui Invitational (Honolulu), 11/21/23
Took 40+ FTs: 29-48, vs. Purdue in Maui Invitational (Honolulu), 11/21/23
Took 35+ FTs: 30-36, at Illinois, 12/14/24

Had 30+ Assists: 31, vs. Vanderbilt, 1/8/05
Had 25+ Assists: 25, at Kansas, 1/3/09
Had 20+ Assists: 20, vs. Auburn, 2/28/24

Had 15+ Steals: 15, vs. Georgia Southern, 12/12/23
Had 10+ Steals: 12, at Louisville, 11/9/24
Had Zero Steals: vs. Virginia in Baha Mar Championship (Nassau, Bahamas), 11/21/24

Had 12+ Blocks: 12, at Georgia Tech, 11/16/15
Had 10+ Blocks: 10, vs. Arkansas, 1/4/25

Scored 60+ Points in Half: 61 (1H), at North Carolina, 11/29/23
Scored 50+ Points in First Half: 61, at North Carolina, 11/29/23
Scored 50+ Points in Second Half: 52, vs. Kentucky, 3/9/24

Shot 60+ Percent on FGs in Both Halves: 17-27 (63.0) in 1H and 18-28 (64.3) in 2H, vs. Texas in Legends Classic (Newark, N.J.), 11/24/07 (coached by Rick Barnes)
Shot 50+ Percent on FGs in Both Halves: 13-26 (50.0) in 1H and 13-26 (50.0) in 2H, at Mississippi State, 1/10/24
Shot 70+ Percent on FGs in a Half: 22-28 (78.6) in 1H, at Kentucky, 1/15/22
Shot 60+ Percent on FGs in a Half: 14-23 (60.9), vs. Kentucky, 1/28/24

Shot Under 30 Percent on FGs in Both Halves: 7-27 (25.9) in 1H and 6-26 (23.1) in 2H, vs. Florida, 2/1/25
Shot Under 30 Percent on FGs in a Half: 6-26 (23.1) in 2H, vs. Florida, 2/1/25
Shot Under 20 Percent on FGs in a Half: 5-37 (13.5) in 1H, vs. Western Carolina, 12/17/24
Shot Under 15 Percent on FGs in a Half: 5-37 (13.5) in 1H, vs. Western Carolina, 12/17/24

Did Not Make a 2-Pointer in a Half: 0-9 in 1H, vs. Western Carolina, 12/17/24

Did Not Make A 3-Pointer: 0-25, at Vanderbilt, 1/18/20

Had Two Players with Double-Doubles: Nahziah Carter (18pts, 12reb) and Isaiah Stewart (14pts, 10reb), vs. Washington in James Naismith Classic (Toronto, Ontario), 11/16/19
Had Three Players with Double-Doubles: Mike Gerrity (12pts, 10ast), Alex Stepheson (19pts, 15reb), Nikola Vucevic (15pts, 10reb), at USC, 12/19/09

Had Two Players with 10+ Rebounds: Rueben Chinyelu (15) and Alex Condon (12), at Florida, 1/7/25
Had Three Players with 10+ Rebounds: Terrence Shannon Jr. (12), Daniel Batcho (11), Kevin McCullar (10), vs. Texas Tech in Jimmy V Classic (New York City), 12/7/21

Had Three Players with 5+ Assists: Malique Trent (5), Chris Washburn (5), Michael Williams (5), at TCU, 1/30/16

Had Three/Four Players with 3+ Steals: J'Von McCormick (5), Samir Doughty (3), Danjel Purifoy (3), Jaylin Williams (3), at Auburn (2/22/20)

Had Three Players with 3+ Blocks: Wesley Witherspoon (4), Will Coleman (3), Robert Sallie (3), at Memphis, 12/31/09

Had Five Players Score in Double Figures: Koby Brea (18), Jaxson Robinson (17), Otega Oweh (14), Ansley Almonor (12), Amari Williams (10), vs. Kentucky, 1/28/24
Had Six Players Score in Double Figures: Tre Scott (15), Mika Adams-Woods (11), Jaevin Cumberland (11), Chris Vogt (11), Keith Williams (11), Jarron Cumberland (10), at Cincinnati, 12/18/19

Had Two Players Score 20+ Points: Norchad Omier (22) and V.J. Edgecombe (20), vs. Baylor in Baha Mar Championship (Nassau, Bahamas), 11/22/24

Had Three Players Scored 20+ Points: R.J. Davis (27), Armando Bacot (22), Harrison Ingram (20), at North Carolina, 11/29/23

Had Four Players Scored 20+ Points: D.J. Augustin (23), Connor Atchley (22), A.J. Abrams (21), Justin Mason (21), vs. Texas in Legends Classic (Newark, N.J.), 11/24/07 (coached by Rick Barnes)

Had Two Players Score 25+ Points: Antonio Reeves (27) and Reed Sheppard (27), vs. Kentucky, 3/9/24

Had Head Coach Ejected: Mark Fox, vs. Georgia, 2/4/12

LAST TIME A TENNESSEE OPPOSING PLAYER...

Scored 40+ Points: Zach Edey (40), vs. Purdue in NCAA Tournament (Detroit), 3/31/24
Scored 35+ Points: Zach Edey (40), vs. Purdue in NCAA Tournament (Detroit), 3/31/24
Scored 30+ Points: Money Williams (30), vs. Montana, 11/13/24
Scored 25+ Points: Tre Johnson (26), at Texas, 1/11/25
Scored 20+ Points in a Half: Tamar Bates (22 in 2H), vs. Missouri, 2/5/25

Had 20+ Rebounds: Hunter Dickinson (20), vs. Kansas in Maui Invitational (Honolulu), 11/22/23
Had 15+ Rebounds: Amari Williams (15), vs. Kentucky, 1/28/24
Had 7+ Offensive Rebounds: Johni Broome (8), at Auburn, 1/25/25

Made 15+ FGs: Elston Turner (16-33), at Texas A&M, 2/23/13 (4OT)
Made 12+ FGs: Zach Edey (13-21), vs. Purdue in NCAA Tournament (Detroit), 3/31/24
Made 10+ FGs: Tre Johnson (11-17), at Texas, 1/11/25

Took 25+ FGs: Elston Turner (16-33), at Texas A&M, 2/23/13 (4OT)
Took 20+ FGs: Johni Broome (7-20), at Auburn, 1/25/25

Shot 100 Percent (min. 7 FGM): Cameron Matthews (7-7), vs. Mississippi State in SEC Tournament (Nashville, Tenn.), 3/15/24
Shot 100 Percent (min. 4 FGM): Koby Brea (5-5), vs. Kentucky, 1/28/24
Shot 75 Percent (min. 10 FGM): TyTy Washington Jr. (10-13), at Kentucky, 1/15/22
Shot 75 Percent (min. 8 FGM): Norchad Omier (8-10), vs. Baylor in Baha Mar Championship (Nassau, Bahamas), 11/22/24
Shot 75 Percent (min. 5 FGM): Koby Brea (5-5), vs. Kentucky, 1/28/24

Made 8+ 3Ps: Jordan Burns (8-13), vs. Colgate in NCAA Tournament (Columbus, Ohio)
Made 7+ 3Ps: Reed Sheppard (7-10), vs. Kentucky, 3/9/24
Made 6+ 3Ps: Reed Sheppard (7-10), vs. Kentucky, 3/9/24
Made 5+ 3Ps Without a Miss: Aric Holman (5-5), vs. Mississippi State in SEC Tournament (Nashville, Tenn.), 3/15/19
Made 3+ 3Ps Without a Miss: Koby Brea (3-3), vs. Kentucky, 1/28/24

Took 15+ 3Ps: Ralston Turner (8-17), at NC State, 12/17/14
Took 12+ 3Ps: Reyne Smith (4-12), at Louisville, 11/9/24
Took 10+ 3Ps: Tamar Bates (4-10), vs. Missouri, 2/5/25

Made 15+ FTs: Wade Taylor IV (16-17), at Texas A&M, 2/21/23
Made 10+ FTs: Kasparas Jakucionis (10-14), at Illinois, 12/14/24
Made 10+ FTs Without a Miss: Terrence Shannon Jr. (11-11), vs. Illinois, 12/9/23

Took 20+ FTs: Zach Edey (14-22), vs. Purdue in NCAA Tournament (Detroit), 3/31/24
Took 15+ FTs: Zach Edey (14-22), vs. Purdue in NCAA Tournament (Detroit), 3/31/24
Took 10+ FTs: Kasparas Jakucionis (10-14), at Illinois, 12/14/24

Had 12+ Assists: Ashton Hagans (12), vs. Kentucky in SEC Tournament (Nashville, Tenn.), 3/16/19
Had 10+ Assists: Elliot Cadeau (10), at North Carolina, 11/29/23
Had 7+ Assists Without a Turnover: Elliot Cadeau (10), at North Carolina, 11/29/23

Had 6+ Steals: Chucky Hepburn (6), at Louisville, 11/9/24
Had 5+ Steals: Chucky Hepburn (6), at Louisville, 11/9/24

Had 7+ Blocks: Luke Kornet (7), vs. Vanderbilt, 2/22/17
Had 5+ Blocks: Omar Payne (5), at Florida, 1/19/21

Played Every Second: Davonte Davis (40:00), at Arkansas, 2/14/24

Converted 4-Point Play: Tyler Nickel (0:03 left in 1H), at Vanderbilt, 1/18/25

Scored at Buzzer to Win: DeAndre Gholston, vs. Missouri, 2/11/23 (35-footrunner after baseline inbounds with 4.2 seconds left)

Scored 20 Points in First Half: Anthony Edwards (20), at Georgia, 1/15/20
Scored 20 Points in Second Half: Reed Sheppard (22), vs. Kentucky, 3/9/24

Had a 4x5 Game: Nate Britt (11pts, 7ast, 5stl), at North Carolina, 12/11/16
Had a PTS/AST Double-Double: Ashton Hagans (10pts, 12ast), vs. Kentucky in SEC Tournament (Nashville, Tenn.), 3/16/19
Had a PTS/REB Double-Double: Amari Williams (10pts, 15reb), vs. Kentucky, 1/28/24
Had a 20-Point Double-Double With Assists: Roosevelt Jones (21pts, 10ast), at Butler, 12/12/15
Had a 20-Point Double-Double With Rebounds: Norchad Omier (22pts, 10reb), vs. Baylor in Baha Mar Championship (Nassau, Bahamas), 11/22/24

Was Called for Technical Foul: Donnie Freeman, vs. Syracuse, 12/3/24
Was Ejected: Latrell Reid (two technical fouls), vs. Saint Peter's in NCAA Tournament (Charlotte, N.C.), 3/21/24



RICK BARNES

Head Coach | 10th Season at Tennessee | 38th Overall

CAREER RECORDS

Overall Record: 825-419
Conference Games: 376-255
Non-Conference Games (reg. season): 372-98
Conference Tournament: 42-34
NCAA Tournament: 30-28
Overtime Games: 34-40
One-Point Games: 19-28
v. AP Top 25: 136-201 (50-94 v. T10 & 27-50 v. T5)

TENNESSEE RECORDS

Overall Record: 221-105
SEC Games: 106-65
Non-Conference Games (reg. season): 95-27
SEC Tournament: 11-7
NCAA Tournament: 9-6
Overtime Games: 5-6
One-Point Games: 2-6
v. AP Top 25: 40-40 (14-15 v. T10 & 10-9 vs. T5)

NATIONAL COACHING HONORS

2024 & 2025 Naismith Hall of Fame ballot
2019 Naismith Coach of the Year Award
2019 USBWA Henry Iba Coach of the Year Award
2018 Coach Wooden "Keys to Life" Award
2018 Naismith Coach of the Year runner-up
2011 USBWA Good Guy Award
2009 Wooden Legends of Coaching Award

LEAGUE COACHING HONORS (SIX)

1x SEC Coach of the Year (2018)
4x Big 12 Coach of the Year (2014, 2008, 2003, 1999)
1x CAA Co-Coach of the Year (1988)

DISTRICT COACHING HONORS (12)

2x NABC District 21 Coach of the Year (2019, 2018)
2x USBWA District 4 Coach of the Year (2019, 2018)
5x NABC District 9 Coach of the Year (2014, 2008, 2003, 2001, 1999)
2x USBWA District 7 Coach of the Year (2001, 1999)
1x NABC District 1 Coach of the Year (1989)

TEAM SUCCESS

32 postseason appearances (six at UT)
28 NCAA Tournament berths (six at UT)
Nine Sweet 16s (three at UT)
Four Elite Eights (one at UT)
One Final Four
24 20-win seasons (five at UT)
12 25-win seasons (five at UT)
Three 30-win seasons (one at UT)

CHAMPIONSHIPS

1994 BIG EAST Tournament
1999 Big 12 regular season
2003 NCAA Tournament South Regional
2006 Big 12 co-regular season
2008 Big 12 co-regular season
2018 SEC co-regular season
2022 SEC Tournament
2024 SEC regular season

► RICK BARNES: CAREER BREAKDOWN

Year	School	Overall	Conference	Finish	Postseason	Rank	RPI/NET	KPom
1987-88	George Mason	20-10 (.667)	9-5 (.643)	T-2nd		-/-	103	n/a
Totals	One Season	20-10 (.667)	9-5 (.643)		0-0		103	
1988-89	Providence	18-11 (.621)	7-9 (.438)	T-6th	NCAA Tourn. First Round	-/-	29	n/a
1989-90	Providence	17-12 (.586)	8-8 (.500)	T-6th	NCAA Tourn. First Round	-/-	36	n/a
1990-91	Providence	19-13 (.594)	7-9 (.438)	T-7th	NIT Quarterfinals	-/-	53	n/a
1991-92	Providence	14-17 (.452)	6-12 (.333)	9th			119	n/a
1992-93	Providence	20-13 (.606)	9-9 (.500)	T-4th	NIT Semifinals	-/-	41	n/a
1993-94	Providence	20-10 (.667)	10-8 (.556)	T-4th	NCAA Tourn. First Round	-/-	23	n/a
Totals	Six Seasons	108-76 (.587)	47-55 (.461)		5-5 (0-3 NCAAT, 5-2 NIT)		50.2	
1994-95	Clemson	15-13 (.536)	5-11 (.313)	T-6th	NIT First Round	-/-	33	n/a
1995-96	Clemson	18-11 (.621)	7-9 (.438)	6th	NCAA Tourn. First Round	-/-	44	n/a
1996-97	Clemson	23-10 (.697)	9-7 (.563)	4th	NCAA Tourn. Sweet 16	14/8	39	11
1997-98	Clemson	18-14 (.563)	7-9 (.438)	T-4th	NCAA Tourn. First Round	-/-	25	13
Totals	Four Seasons	74-48 (.607)	28-36 (.438)		2-4 (2-3 NCAAT, 0-1 NIT)		35.3	
1998-99	Texas	19-13 (.594)	13-3 (.813)	1st	NCAA Tourn. First Round	-/-	45	45
1999-00	Texas	24-9 (.727)	13-3 (.813)	2nd	NCAA Tourn. Second Round	15/21	8	8
2000-01	Texas	25-9 (.735)	12-4 (.750)	T-2nd	NCAA Tourn. First Round	18/-	13	27
2001-02	Texas	22-12 (.647)	10-6 (.625)	T-3rd	NCAA Tourn. Sweet 16	-/T18	15	27
2002-03	Texas	26-7 (.788)	13-3 (.813)	2nd	NCAA Tourn. Final Four	5/3	5	7
2003-04	Texas	25-8 (.758)	12-4 (.750)	T-2nd	NCAA Tourn. Sweet 16	12/10	9	17
2004-05	Texas	20-11 (.645)	9-7 (.563)	T-5th	NCAA Tourn. First Round	-/-	38	28
2005-06	Texas	30-7 (.811)	13-3 (.813)	T-1st	NCAA Tourn. Elite Eight	9/9	10	3
2006-07	Texas	25-10 (.714)	12-4 (.750)	3rd	NCAA Tourn. Second Round	11/16	26	25
2007-08	Texas	31-7 (.816)	13-3 (.813)	T-1st	NCAA Tourn. Elite Eight	7/5	6	9
2008-09	Texas	23-12 (.657)	9-7 (.563)	T-4th	NCAA Tourn. Second Round	-/23	38	22
2009-10	Texas	24-10 (.706)	9-7 (.563)	T-6th	NCAA Tourn. First Round	-/-	35	19
2010-11	Texas	28-8 (.778)	13-3 (.813)	2nd	NCAA Tourn. Second Round	8/16	11	5
2011-12	Texas	20-14 (.588)	9-9 (.500)	6th	NCAA Tourn. First Round	-/-	57	32
2012-13	Texas	16-18 (.471)	7-11 (.389)	7th	CBI First Round	-/-	121	94
2013-14	Texas	24-11 (.686)	11-7 (.611)	T-3rd	NCAA Tourn. Second Round	-/-	41	41
2014-15	Texas	20-14 (.588)	8-10 (.444)	T-6th	NCAA Tourn. First Round	-/-	51	24
Totals	17 Seasons	402-180 (.691)	186-94 (.664)		19-17 (19-16 NCAAT, 0-1 CBI)		31.1	25.5
2015-16	Tennessee	15-19 (.441)	6-12 (.333)	12th		-/-	142	103
2016-17	Tennessee	16-16 (.500)	8-10 (.444)	9th		-/-	80	57
2017-18	Tennessee	26-9 (.743)	13-5 (.722)	T-1st	NCAA Tourn. Second Round	13/16	10	13
2018-19	Tennessee	31-6 (.838)	15-3 (.833)	T-2nd	NCAA Tourn. Sweet 16	6/5	9	10
2019-20	Tennessee	17-14 (.548)	9-9 (.500)	8th	Canceled (COVID-19)	-/-	63	68
2020-21	Tennessee	18-9 (.667)	10-7 (.588)	4th	NCAA Tourn. First Round	-/-	13	28
2021-22	Tennessee	27-8 (.771)	14-4 (.778)	T-2nd	NCAA Tourn. Second Round	5/15	7	9
2022-23	Tennessee	25-11 (.694)	11-7 (.611)	T-4th	NCAA Tourn. Sweet 16	20/16	5	6
2023-24	Tennessee	27-9 (.750)	14-4 (.778)	1st	NCAA Tourn. Elite Eight	5/5	7	5
2024-25	Tennessee	19-4 (.826)	6-4 (.600)					
Totals	10th Season	221-105 (.678)	106-65 (.620)		9-6 (9-6 NCAAT)		37.3	33.2
OVERALL	38th Season	825-419 (.663)	376-255 (.596)		35-32 (30-28 NCAAT, 5-3 NIT, 0-1 CBI)		38.1	

BARNES: WHEN & WHERE

Home: 511-100 (135-25 at UT)
Away: 185-210 (49-53 at UT)
Neutral: 129-109 (37-27 at UT)
Food City Center: 135-26 (*one loss with Texas*)
November: 138-37 (44-14 at UT)
December: 198-54 (48-12 at UT)
January: 196-121 (54-29 at UT)
February: 174-119 (45-30 at UT)
March: 119-87 (30-20 at UT)
April: 0-1 (0-0 at UT)

BARNES: STREAKS

Wins: 19 (Nov. 28, 2019 to Feb. 13, 2019)
Home Wins: 31 (Jan. 6, 2018 to Dec. 4, 2019)
Conf. Wins: 11 (Jan. 5, 2019 to Feb. 13, 2019)
Losses: Five (3x; last Jan. 5, 2013 to Jan. 21, 2013)
Conf. Losses: Five (2x; last Jan. 5, 2013 to Jan. 21, 2013)

BARNES VS. CURRENT SEC COACHES

COACH	All	Tenn	Tex	Clem	PC	GM
Beard, Chris	1-1	1-1	-	-	-	-
Byington, Mark	0-1	0-1	-	-	-	-
Calipari, John	14-12	12-10	2-2	-	-	-
Gates, Dennis	2-2	2-2	-	-	-	-
Golden, Todd	2-2	2-2	-	-	-	-
Jans, Chris	3-2	3-2	-	-	-	-
McMahon, Matt	3-0	3-0	-	-	-	-
Moser, Porter	0-1	0-1	-	-	-	-
Oats, Nate	4-3	4-3	-	-	-	-
Paris, Lamont	4-1	4-1	-	-	-	-
Pearl, Bruce	7-11	6-9	1-2	-	-	-
Pope, Mark	0-1	0-1	-	-	-	-
Terry, Rodney	4-0	3-0	1-0	-	-	-
White, Mike	11-2	11-2	-	-	-	-
Williams, Buzz	4-3	4-3	-	-	-	-
TOTAL	59-42	55-38	4-4			

vs. BARNES...

Beard, Chris	0-1 at Ole Miss, 1-0 at Texas
Byington, Mark	1-0 at Vanderbilt
Calipari, John	0-1 at Ark., 11-11 at Ken., 1-2 at Mem.
Gates, Dennis	2-2 at Missouri
Golden, Todd	2-2 at Florida
Jans, Chris	2-3 at Mississippi State
McMahon, Matt	0-2 at LSU, 0-1 at Murray State
Moser, Porter	1-0 at Loyola Chicago
Oats, Nate	3-4 at Alabama
Paris, Lamont	1-3 at South Carolina, 0-1 at UTC
Pearl, Bruce	9-6 at Auburn, 2-1 at Tennessee
Pope, Mark	1-0 at Kentucky
Terry, Rodney	0-3 at Texas, 0-1 at Fresno State
White, Mike	0-3 at Georgia, 2-8 at Florida
Williams, Buzz	3-4 at Texas A&M

BARNES vs. THE SEC (193-118)

OPPONENT	All	Tenn	Tex	Clem	Prov	GMU
Alabama	6-6	6-5	-	-	0-1	-
Arkansas	11-7	8-6	3-1	-	-	-
Auburn	6-9	6-9	-	-	-	-
Florida	10-4	10-4	-	-	-	-
Georgia	8-7	7-5	1-1	0-1	-	-
Kentucky	12-13	11-11	0-1	1-1	-	-
LSU	6-9	5-6	1-3	-	-	-
Ole Miss	9-3	9-3	-	-	-	-
Oklahoma	21-20	-	21-19	-	0-1	-
Mississippi State	15-4	12-4	3-0	-	-	-
Missouri	19-12	8-5	10-7	1-0	-	-
South Carolina	17-5	12-5	-	4-0	1-0	-
Tennessee	2-2	-	2-2	-	-	-
Texas	3-1	3-1	-	-	-	-
Texas A&M	32-11	7-4	23-7	2-0	-	-
Vanderbilt	16-5	15-5	1-0	-	-	-

CAREER WINS - ALL-TIME DI HEAD COACHES

RANK	COACH	SCHOOLS	WINS
1	Mike Krzyzewski	Two	1,202
2	Jim Boeheim	One	1,015
3	Bob Huggins	Five (four DI)	935
4	Jim Calhoun	Three (two DI)	920
5	Roy Williams	Two	903
6	Bob Knight	Three	902
7	Dean Smith	One	879
8	Adolph Rupp	One	876
9	Cliff Ellis	Four	831
10	Jim Phelan	One	830
11	John Calipari*	Three	827
12	Rick Barnes*	Five	825
13	Rollie Massimino	Five (three DI)	816
14	Bill Self*	Four	811
15	Eddie Sutton	Five	806
16	Rick Byrd	Three (one DI)	805
17	Lefty Driesell	Four	786
18	Kelvin Sampson*	Five (four DI)	782
19	Lute Olson	Three	781
20	Lou Henson	Four	779

through Feb. 5, 2025 (min. 10 seasons as DI head coach)

* indicates active coach

NOTE: Barnes is No. 11 in all-time wins exclusively at DI schools, ahead of Jim Phelan (179).

CAREER WINS - ACTIVE DI HEAD COACHES

RANK	COACH	SCHOOL	WINS
1	John Calipari	Arkansas	827
2	Rick Barnes	Tennessee	825
3	Bill Self	Kansas	811
4	Kelvin Sampson	Houston	782
5	Dana Altman	Oregon	771
6	Rick Pitino	St. John's	751
7	Mark Few	Gonzaga	731
8	Tom Izzo	Michigan State	725
9	Greg Kampe	Oakland	709
10	Steve Alford	Nevada	696
11	Bruce Pearl	Auburn	683
12	Leonard Hamilton	Florida State	635
13	Lennie Acuff	Lipscomb	634
14	Fran Dunphy	La Salle	623
15	Greg McDermott	Creighton	622

through Feb. 2, 2025 (min. five seasons as DI head coach)

DI 30-WIN SEASONS - ACTIVE HEAD COACHES

RANK	COACH	SCHOOL	TOTAL
T-1	John Calipari	Kentucky	10
T-1	Bill Self	Kansas	10
3	Mark Few	Gonzaga	8
T-4	Tom Izzo	Michigan State	5
T-4	Rick Pitino	St. John's	5
T-4	Kelvin Sampson	Houston	5
T-7	Rick Barnes	Tennessee	3
T-7	Mick Cronin	UCLA	3
T-9	11-way tie		2

through 2023-24 season (only includes seasons at DI level)

DI 25-WIN SEASONS - ACTIVE HEAD COACHES

RANK	COACH	SCHOOL	TOTAL
1	Mark Few	Gonzaga	23
T-2	John Calipari	Kentucky	19
T-2	Bill Self	Kansas	19
4	Rick Pitino	St. John's	15
T-5	Randy Bennett	Saint Mary's	14
T-5	Tom Izzo	Michigan State	14
T-7	Rick Barnes	Tennessee	12
T-7	Matt Painter	Purdue	12
9	Kelvin Sampson	Houston	11
10	Thad Matta	Butler	10

through 2023-24 season (only includes seasons at DI level)



DI 20-WIN SEASONS - ALL-TIME HEAD COACHES

RANK	COACH	TOTAL	ACTIVE RANK
1	Mike Krzyzewski	37	
2	Jim Boeheim	34	
3	Dean Smith	30	
T-4	Bob Knight	29	
T-4	Roy Williams	29	
T-6	John Calipari	28	1st active
T-6	Bob Huggins	28	
T-6	Lute Olson	28	
T-9	Bill Self	26	T-2nd active
T-9	Dana Altman	26	T-2nd active
T-11	Mark Few	25	T-3rd active
T-11	Rick Pitino	25	T-3rd active
T-11	Eddie Sutton	25	
T-11	Jerry Tarkanian	25	
T-14	Rick Barnes	24	T-6th active
T-14	Jim Calhoun	24	
T-14	Kelvin Sampson	24	T-6th active
18	Tom Izzo	23	8th active
T-19	Lefty Driesell	22	
T-19	Mike Montgomery	22	

through Feb. 5, 2025 (only includes seasons at DI level)

CONSEC. DI 20-WIN SEASONS - ACTIVE HEAD COACHES

RANK	COACH	YEARS (SCHOOL)	TOTAL
1	Mark Few	2000-24 (Gonzaga)	25*
2	Bill Self	1999-2017 (three schools)	19
3	Thad Matta	2001-2016 (three schools)	16
T-4	Rick Barnes	2000-12 (Texas)	13
T-4	Randy Bennett	2008-20 (Saint Mary's)	13
T-4	John Calipari	1991-96; 2001-07 (two schools)	13
T-7	John Calipari	2009-20 (two schools)	12
T-7	Keith Dambrot	2006-17 (Akron)	12
T-7	Kelvin Sampson	1997-2008 (two schools)	12
T-10	Dana Altman	1999-2009 (Creighton)	11
T-10	Jamie Dixon	2004-14 (Pittsburgh)	11

through 2023-24 season (min. five full seasons as DI head coach)

* indicates active streak

GAMES COACHED - ALL-TIME DI HEAD COACHES

RANK	COACH	TOTAL	ACTIVE RANK
1	Mike Krzyzewski	1,570	
2	Jim Boeheim	1,456	
3	Cliff Ellis	1,396	
4	Jim Phelan	1,354	
5	Jim Calhoun	1,317	
6	Bob Huggins	1,349	
7	Jerry Sloum	1,279	
8	Rollie Massimino	1,278	
9	Bob Knight	1,273	
10	Greg Kampe	1,260	1st active
11	Jim Larrañaga	1,252	
12	Rick Barnes	1,244	2nd active
13	Rick Byrd	1,208	
14	Lou Henson	1,191	
15	Lefty Driesell	1,180	

through Feb. 5, 2025 (min. 10 seasons as DI head coach)

TOTAL SEASONS - ACTIVE HEAD COACHES

RANK	COACH	SCHOOL	TOTAL
1	Greg Kampe	Oakland	41 (26 DI)
2	Rick Barnes	Tennessee	38 (all DI)
T-3	Leonard Hamilton	Florida State	37 (all DI)
T-3	Rick Pitino	St. John's	37 (all DI)
T-5	Dana Altman	Oregon	36 (all DI)
T-5	Kelvin Sampson	Houston	36 (32 NCAA/DI)
T-7	Lennie Acuff	Lipscomb	34 (30 NCAA; six DI)
T-7	Steve Alford	Nevada	34 (33 NCAA; 30 DI)
T-9	John Calipari	Arkansas	33 (all DI)
T-9	Fran Dunphy	La Salle	33 (all DI)

includes 2024-25 season (min. five seasons as DI head coach)

CONSECUTIVE SEASONS AS ACTIVE HEAD COACH

RANK	COACH	SCHOOL	TOTAL
1	Greg Kampe	Oakland	41 (26 DI)
2	Rick Barnes	Tennessee	38 (all DI)
3	Dana Altman	Oregon	36 (all DI)
4	Steve Alford	Nevada	34 (33 NCAA; 30 DI)
T-5	Lennie Acuff	Lipscomb	32 (30 NCAA; six DI)
T-5	Bill Self	Kansas	32 (all DI)
T-7	Ron Hunter	Tulane	31 (27 DI)
T-7	Greg McDermott	Creighton	31 (24 DI)
T-9	Tom Izzo	Michigan State	30 (all DI)
T-9	Scott Nagy	Wright State	30 (20 DI)

includes 2024-25 season (min. five full seasons as DI head coach)

NOTE: list includes only active DI head coaches; it does not count Jim Larrañaga, who retired in 2024-25, during his 41st straight active year.

■ NCAA DI TOURNAMENT BERTHS - ALL-TIME DI HEAD COACHES

RANK	COACH	SCHOOLS	BERTHS
1	Mike Krzyzewski	Duke	36
2	Jim Boeheim	Syracuse	35
3	Roy Williams	Kansas, North Carolina	30
T-4	Rick Barnes*	Four schools	28
T-4	Bob Knight	Indiana, Texas Tech	28
T-5	Lute Olson	Iowa, Arizona	27
T-5	Dean Smith	North Carolina	27
T-8	Bob Huggins	Three schools	26
T-8	Tom Izzo*	Michigan State	26
10	Eddie Sutton	Four schools	25
T-11	Mark Few*	Gonzaga	24
T-11	Bill Self*	Three schools	24
13	Denny Crum	Louisville	23
14	Jim Calhoun	Northeastern, Connecticut	22
15	John Calipari	Three schools	21
T-16	Lon Kruger	Five schools	20
T-16	Adolph Rupp	Kentucky	20
T-16	John Thompson	Georgetown	20

through 2023-24 season
* indicates active coach

■ NCAA DI TOURNAMENT BERTHS - ACTIVE DI HEAD COACHES

RANK	COACH	SCHOOLS	BERTHS
1	Rick Barnes	Four	28
2	Tom Izzo	One	26
T-3	Mark Few	One	24
T-3	Bill Self	Three	24
5	John Calipari	Three	21
6	Kelvin Sampson	Four	19
7	Fran Dunphy	Two	17
8	Dana Altman	Three	16

through 2023-24 season

■ CONSECUTIVE NCAA DI TOURNAMENT BERTHS - ALL-TIME DI HEAD COACHES

RANK	COACH	YEARS (SCHOOL)	BERTHS
1	Tom Izzo*	1998-2024 (Michigan State)	26^
T-2	Mark Few*	2000-24 (Gonzaga)	24^
T-2	Mike Krzyzewski	1996-2019 (Duke)	24
4	Dean Smith	1975-97 (North Carolina)	23
5	Roy Williams	1990-2009 (two schools)	20
6	Bill Self*	1999-2017 (two schools)	18
7	Rick Barnes*	1996-2012 (two schools)	17
8	Bob Knight	1986-2000 (Indiana)	15
T-9	Bob Huggins	1992-2005 (Cincinnati)	14
T-9	Lute Olson	1985-98 (Arizona)	14
T-9	Tubby Smith	1994-2007 (three schools)	14
T-9	John Thompson	1979-92 (Georgetown)	14

through 2023-24 season
* indicates active coach
^ indicates active streak

■ CONSECUTIVE NCAA DI TOURNAMENT BERTHS - ACTIVE DI HEAD COACHES

RANK	COACH	YEARS (SCHOOL)	BERTHS
1	Tom Izzo*	1998-2024 (Michigan State)	26^
2	Mark Few*	2000-24 (Gonzaga)	24^
3	Bill Self*	1999-2017 (two schools)	18
4	Rick Barnes*	1996-2012 (two schools)	17
5	Mick Cronin	2011-23 (two schools)	12^
T-6	Matt Painter	2015-24 (Purdue)	9^
T-6	Kelvin Sampson	1995-2003 (Oklahoma)	9
8	Jamie Dixon	2004-11 (Pittsburgh)	8

through 2023-24 season
* indicates active coach
^ indicates active streak

■ NCAA DI TOURNAMENT GAMES - ACTIVE DI HEAD COACHES

RANK	COACH	SCHOOLS	GAMES
1	Tom Izzo	Michigan State	81
2	Bill Self	Three schools	75
3	John Calipari	Three schools	68
4	Mark Few	Gonzaga	67
5	Rick Barnes	Four schools	58
6	Rick Pitino	Five schools	57
7	Kelvin Sampson	Four schools	45
8	Matt Painter	Southern Illinois, Purdue	38
9	Thad Matta	Three schools	37
10	Dana Altman	Three schools	34

through 2023-24 season

■ NCAA DI TOURNAMENT WINS - ACTIVE DI HEAD COACHES

RANK	COACH	SCHOOLS (by apps)	GAMES
1	Tom Izzo	Michigan State	56
2	Bill Self	Three schools	53
3	John Calipari	Three schools	48
4	Mark Few	Gonzaga	43
5	Rick Pitino	Five schools	39
6	Rick Barnes	Four schools	30
7	Kelvin Sampson	Four schools	26
8	Thad Matta	Three schools	24
9	Matt Painter	Purdue	22
10	Scott Drew	Baylor	20

through 2023-24 season

■ NCAA TOURNAMENT AT FOUR DI SCHOOLS - ALL-TIME HEAD COACHES (15 total; five active)

COACH	SCHOOLS
Steve Alford* (5)	Missouri State, Iowa, New Mexico, UCLA, Nevada
Rick Barnes*	Providence, Clemson Texas, Tennessee
John Beilein	Cainisius, Richmond, West Virginia, Michigan
Lefty Driesell	Davidson, Maryland, James Madison, Georgia State
Cliff Ellis	South Alabama, Clemson, Auburn, Coastal Carolina
Larry Eustachy	Utah State, Iowa State, Southern Miss, Colorado State
Jim Harrick	Pepperdine, UCLA, Rhode Island, Georgia
Ben Howland	Northern Arizona, Pittsburgh, UCLA, Mississippi State
Lon Kruger (5)	Kansas State, Florida, Illinois, UNLV, Oklahoma
Fran McCaffery*	Lehigh, UNC Greensboro, Siena, Iowa
Tom Penders	Rhode Island, Texas, George Washington, Houston
Rick Pitino* (5)	Boston U., Providence, Kentucky, Louisville, Iona
Kelvin Sampson*	Washington State, Oklahoma, Indiana, Houston
Tubby Smith (5)	Tulsa, Georgia, Kentucky, Minnesota, Texas Tech
Eddie Sutton	Creighton, Arkansas, Kentucky, Oklahoma State

through 2023-24 season
* indicates active coach

■ NCAA TOURNAMENT BERTHS - ACTIVE SEC COACHES

RANK	COACH	SCHOOL	BERTHS
1	Rick Barnes	Tennessee	28
2	John Calipari	Arkansas	21
3	Bruce Pearl	Auburn	13
4	Buzz Williams	Texas A&M	10
5	Nate Oats	Alabama	7
T-6	Chris Beard	Ole Miss	5
T-6	Chris Jans	Mississippi State	5
8	Mike White	Georgia	4
T-9	Matt McMahon	LSU	3
T-9	Rodney Terry	Texas	3
T-11	Dennis Gates	Missouri	2
T-11	Todd Golden	Florida	2
T-11	Porter Moser	Oklahoma	2
T-11	Lamont Paris	South Carolina	2
T-11	Mark Pope	Kentucky	2
16	Mark Byington	Vanderbilt	1

through 2023-24 season

■ NCAA TOURNAMENT WINS - ACTIVE SEC COACHES

RANK	COACH	SCHOOL	WINS
1	John Calipari	Arkansas	47
2	Rick Barnes	Tennessee	30
3	Bruce Pearl	Auburn	17
T-4	Chris Beard	Ole Miss	11
T-4	Buzz Williams	Texas A&M	11
6	Nate Oats	Alabama	10
7	Mike White	Georgia	7
8	Porter Moser	Oklahoma	6
9	Rodney Terry	Texas	4
10	Matt McMahon	LSU	2
T-11	Mark Byington	Vanderbilt	1
T-11	Chris Jans	Mississippi State	1
T-11	Dennis Gates	Missouri	1
T-14	Todd Golden	Florida	0
T-14	Lamont Paris	South Carolina	0
T-14	Mark Pope	Kentucky	0

through 2023-24 season

■ AP NO. 1 RANKING AT MULTIPLE DI SCHOOLS - ALL-TIME HEAD COACHES (seven total; four active)

COACH	SCHOOLS
Rick Barnes*	Texas, Tennessee
John Calipari*	UMass, Memphis, Kentucky (three)
Frank McGuire	St. John's, North Carolina, South Carolina (three)
Bruce Pearl*	Tennessee, Auburn
Rick Pitino*	Kentucky, Louisville
Eddie Sutton	Arkansas, Kentucky
Roy Williams	Kansas, North Carolina

* indicates active coach
NOTE: Along with doing so this year, Rick Barnes also led Tennessee to the No. 1 ranking for four straight weeks in 2019 (Jan. 21-Feb. 17). He guided Texas to the No. 1 spot for two consecutive weeks in 2010 (Jan. 11-24), still the only time it has ever been atop the poll.

■ SWEET 16 BERTHS AT THREE DI SCHOOLS - ALL-TIME HEAD COACHES (12 total; five active)

COACH	SCHOOLS (YEARS)
Rick Barnes*	Clemson (1997), Texas (5x), Tennessee (3x)
Gene Bartow	Memphis (1973), UCLA (2x), UAB (2x)
John Calipari*	UMass (2x^), Memphis (3x^), Kentucky (8x)
Lon Kruger (4)	Kansas State (1988), Florida (1994), UNLV (2007), Oklahoma (2x)
Frank McGuire	St. John's (2x), North Carolina (1957), South Carolina (3x)
Ralph Miller	Wichita State (1964), Iowa (1970), Oregon State (1982)
Rick Pitino*	Providence (1987), Kentucky (5x), Louisville (3x+)
Bruce Pearl*	Milwaukee (2005), Tennessee (3x), Auburn (2019)
Bill Self*	Tulsa (2000), Illinois (2x), Kansas (10x^)
Eddie Sutton (4)	Creighton (1974), Arkansas (4x), Kentucky (2x), Oklahoma State (6x)
Tubby Smith	Tulsa (2x), Georgia (1996), Kentucky (6x)
Bruce Weber	Southern Illinois (2002), Illinois (2x), Kansas State (2018)

through 2023-24 season

* indicates active coach
^ indicates one additional vacated appearance
+ indicates four additional vacated appearances

NOTE: Barnes is one of eight coaches—the others are Calipari, Kruger, Pitino, Pearl, Self, Smith and Weber—to achieve this feat in the 64-team era (since 1985).

■ 100+ WINS AT THREE DI SCHOOLS - ALL-TIME HEAD COACHES (27 total; seven active)

COACH	SCHOOLS (WINS)
Steve Alford* (4)	Iowa (152), New Mexico (155), UCLA (124), Nevada (109)
Rick Barnes*	Providence (108), Texas (402), Tennessee (221)
John Beilein	Richmond (100), West Virginia (104), Michigan (277)
John Calipari*	UMass (189), Memphis (214), Kentucky (410)
Bobby Cremins	App State (100), Georgia Tech (354), Charleston (144)
Mike Davis	Indiana (115), UAB (122), Texas Southern (115)
Tom Davis	Lafayette (116), Boston College (100), Iowa (270)
Ed DeChellis*	ETSU (105), Penn State (114), Navy (189)
Lefty Driesell (4)	Davidson (176), Maryland (348), James Madison (159), Georgia State (103)
Hugh Durham	Florida State (230), Georgia (297), Jacksonville (106)
Cliff Ellis (4)	South Alabama (171), Clemson (177), Auburn (186), Coastal Carolina (297)
Larry Eustachy	Iowa State (101), Southern Miss (142), Colorado State (121)
Seth Greenberg	Long Beach State (105), USF (108), Virginia Tech (170)
Jeff Jones	Virginia (146), American (211), Old Dominion (203)
Bob Knight	Army West Point (102), Indiana (662), Texas Tech (138)
Lon Kruger	Florida (104), UNLV (161), Oklahoma (179)
Jim Larrañaga	Bowling Green (170), George Mason (273), Miami (274)
Frank McGuire	St. John's (102), North Carolina (164), South Carolina (283)
Mike Montgomery	Montana (154), Stanford (393), Cal (130)
Tom Penders	Fordham (125), Texas (208), Houston (121)
Kelvin Sampson*	Washington State (103), Oklahoma (281), Houston (282)
Herb Sendek*	NC State (191), Arizona State (159), Santa Clara (155)
Jerry Tarkanian	Long Beach State (116), UNLV (509), Fresno State (104)
Billy Tubbs	Oklahoma (333), TCU (156), Lamar (121)
Butch von Breda Kolff	Lafayette (132), Hofstra (215), Princeton (103)
Bruce Weber	Southern Illinois (103), Illinois (210), Kansas State (184)
Buzz Williams*	Marquette (139), Virginia Tech (100), Texas A&M (112)

through Feb. 5, 2025
* indicates active coach

■ 200+ WINS AT TWO DI SCHOOLS - ALL-TIME HEAD COACHES (19 total; six active)

COACH	SCHOOLS (WINS)
Dana Altman*	Creighton (327), Oregon (361)
Rick Barnes*	Texas (402), Tennessee (221)
Jim Calhoun	Northeastern (248), Connecticut (625)
John Calipari*	Memphis (214), Kentucky (408)
Fran Dunphy*	Penn (310), Temple (270)
Hugh Durham	Florida State (230), Georgia (297)
Lou Henson	Illinois (423), New Mexico State (289)
Bob Huggins	Cincinnati (399), West Virginia (345)
Jeff Jones	American (211), Old Dominion (203)
Jim Larrañaga	George Mason (273), Miami (274)
Bob Marlin	Sam Houston State (225), Louisiana (269)
Neil McCarthy	Weber State (205), New Mexico State (226)
Ralph Miller	Wichita State (220), Oregon State (342)
Johnny Orr	Michigan (209), Iowa State (218)
Rick Pitino*	Kentucky (219), Louisville (293)
Kelvin Sampson*	Oklahoma (281), Houston (282)
Norm Sloan	Florida (232), NC State (266)
Eddie Sutton	Arkansas (260), Oklahoma State (368)
Roy Williams	Kansas (418), North Carolina 485)

through Feb. 5, 2025
* indicates active coach

NOTE: The only six coaches on the above two lists (100 x3 and 200 x2) are Rick Barnes, John Calipari, Hugh Durham, Jeff Jones, Jim Larrañaga and Kelvin Sampson. Just three of them are active.

BARNES PRODUCES PROS

- Through 2023-24, **Rick Barnes** has sent 44 players to the NBA across 37 seasons as a head coach. He has produced 33 NBA Draft choices, including 19 first-rounders, eight lottery picks, six top-10 selections, three top-five choices and two No. 2 overall picks. Eight of those players were one-and-done phenoms. Barnes' 33 draftees have combined to make over \$1.45 billion dollars in NBA contracts, through the 2023-24 season.

NBA DRAFT CHOICES AS HEAD COACH (33)

YEAR	PLAYER	SCHOOL	RD (PICK)	TEAM
1990	Abdul Shamsid-Deen	Providence	2nd (53)	Seattle
1991	Eric Murdock	Providence	1st (21)	Utah
1994	Dickey Simpkins	Providence	1st (21)	Chicago
1994	Michael Smith	Providence	2nd (35)	Sacramento
1995	Eric Williams+	Providence	1st (14)	Boston
1995	Troy Brown+	Providence	2nd (45)	Atlanta
1997	Austin Croshere+	Providence	1st (12)	Indiana
1998	Greg Buckner	Clemson	2nd (53)	Dallas
1999	Kris Clack	Texas	2nd (55)	Boston
2000	Chris Mihm	Texas	1st (7)	Chicago
2002	Chris Owens	Texas	2nd (48)	Milwaukee
2003	T.J. Ford	Texas	1st (8)	Milwaukee
2004	Royal Ivey	Texas	2nd (37)	Atlanta
2006	LaMarcus Aldridge*	Texas	1st (2)	Chicago
2006	P.J. Tucker	Texas	2nd (35)	Toronto
2006	Daniel Gibson	Texas	2nd (42)	Cleveland
2007	Kevin Durant*	Texas	1st (2)	Seattle
2008	D.J. Augustin	Texas	1st (9)	Charlotte
2010	Avery Bradley*	Texas	1st (19)	Boston
2010	Damion James	Texas	1st (24)	Atlanta
2010	Dexter Pittman	Texas	2nd (32)	Miami
2011	Tristan Thompson*	Texas	1st (4)	Cleveland
2011	Jordan Hamilton	Texas	1st (26)	Dallas
2011	Cory Joseph*	Texas	1st (29)	San Antonio
2015	Myles Turner*	Texas	1st (11)	Indiana
2019	Grant Williams	Tennessee	1st (22)	Boston
2019	Admiral Schofield	Tennessee	2nd (42)	Philadelphia
2019	Jordan Bone	Tennessee	2nd (57)	New Orleans
2021	Keon Johnson*	Tennessee	1st (21)	New York
2021	Jaden Springer*	Tennessee	1st (28)	Philadelphia
2022	Kennedy Chandler*	Tennessee	2nd (38)	San Antonio
2023	Julian Phillips*	Tennessee	2nd (35)	Boston
2024	Dalton Knecht	Tennessee	1st (17)	L.A. Lakers

* indicates Barnes was no longer there when player finished his career

+ indicates one-and-done selection

& indicates player transferred in after beginning career elsewhere

ADDITIONAL NBA PLAYERS (UNDRAFTED) AS HEAD COACH (11)

YEAR	PLAYER	SCHOOL	TEAM
1992	Marty Conlon	Providence	Seattle
1996	Marques Bragg	Providence	Minnesota
2000	Ira Bowman%	Providence	Philadelphia
1997	Devin Gray	Clemson	Sacramento
2000	Harold Jamison	Clemson	Miami
2002	Maurice Evans&	Texas	Minnesota
2005	James Thomas	Texas	Portland
2017	Sheldon McClellan%	Texas	Washington
2017	Isaiah Taylor+	Texas	Houston
2020	Kyle Alexander	Tennessee	Miami
2022	Yves Pons	Tennessee	Memphis

% indicates year player made his NBA debut

* indicates player transferred out and completed career elsewhere

& indicates player transferred in after beginning career elsewhere

+ indicates Barnes was no longer there when player finished his career

- In eight years as an assistant coach, **Rick Barnes** helped seven players from three different schools reach the NBA. Six were chosen in the NBA Draft, including four in the first round, two in the top 10 and one in the top three.

NBA PLAYERS AS ASSISTANT COACH (SEVEN)

YEAR	PLAYER	SCHOOL	RD (PICK)	TEAM
1986	Buck Johnson	Alabama	1st (20)	Houston
1987	Dennis Hopson	Ohio State	1st (3)	New Jersey
1987	Derrick McKey+	Alabama	1st (9)	Seattle
1987	Jim Farmer III+	Alabama	1st (20)	Dallas
1988	Ricky Wilson+	George Mason	3rd (52)	Chicago
1989	Michael Ansley+	Alabama	2nd (37)	Orlando
1989	Rob Rose+	George Mason	UDFA	LA Clippers

* indicates Barnes was no longer there when player finished his career

- In total, **Rick Barnes** has helped guide 51 players to the NBA. He has coached 40 NBA Draft choices, 23 first-rounders, 10 lottery picks, eight top-10 draftees, four top-five selections and three top-three picks.

HALL CALLS

- Rick Barnes** was announced on 12/21/23 as a first-time nominee for the Naismith Memorial Basketball Hall of Fame. He was among 17 first-time picks on the 2024 North American ballot, alongside names such as **Vince Carter**, **Mike Gminski**, **Bill Laimbeer** and the 2008 U.S. Olympic Redeem Team.
- On 12/19/24, Barnes garnered a position on the ballot for the second year in a row, earning his spot on the 2025 list.
- Barnes is one of just two active college coaches on the 2025 ballot who were nominated as coaches, alongside Gonzaga's **Mark Few** (first year). Memphis' **Penny Hardaway** (second year) is also on the ballot as a player.
- Rick Barnes** joined the North Carolina Sports Hall of Fame at the 59th annual induction event on 4/21/23, at the Raleigh Convention Center. Barnes was one of the first 10 people inducted to the NCSHF as a coach and the fifth Lenoir-Rhyne alumnus.
- Barnes took his place in the University of Texas Hall of Honor in 2014, while still coaching there.
- A native of Hickory, N.C., Barnes earned induction into the Catawba County Sports Hall of Fame in 2007 in just its seventh enshrinement class.
- Barnes has been a member of the Lenoir-Rhyne Sports Hall of Fame for over 20 years, as he was honored by his alma mater in its class of 2002.

TREMENDOUS COACHING TREE

- Rick Barnes** has seen 13 of his assistant coaches move on to become head coaches at the Division I level, with one also coaching professionally.

COACH HEAD COACHING JOBS

COACH	HEAD COACHING JOBS
Kim English	George Mason, Providence*
Dennis Felton	Western Kentucky, Georgia, Cleveland State
Fran Fraschilla	Manhattan, St. John's, New Mexico
Frank Haith	Miami, Missouri, Tulsa
Rob Lanier	Siena, Georgia State, SMU, Rice*
Ken McDonald	Western Kentucky, Austin Toros (G League)
Chris Ogden	UT Arlington
Desmond Oliver	East Tennessee State
Michael Schwartz	East Carolina*
Herb Sendek	Miami (OH), NC State, Arizona State, Santa Clara*
Larry Shyatt	Clemson, Wyoming
Ricky Stokes	Virginia Tech, East Carolina
Rodney Terry	Fresno State, UTEP, Texas*

orange = former Tennessee assistants

* current

BARNES' BIG-TIME BALLERS

- Rick Barnes** has coached 11 All-Americans, 19 first team all-conference honorees, two national players of the year and six conference players of the year.

ALL-AMERICANS

YEAR	PLAYER	SCHOOL	OUTLETS	TEAM
1991	Eric Murdock	Providence	consensus	2nd
2000	Chris Mihm	Texas	consensus	2nd
2003	T.J. Ford	Texas	consensus	1st
2006	LaMarcus Aldridge	Texas	consensus	1st
2006	P.J. Tucker	Texas	AP/USBWA	2nd
			NABC	3rd
2007	Kevin Durant	Texas	consensus	1st
2008	D.J. Augustin	Texas	consensus	1st
2010	Damion James	Texas	Sport. News	2nd
			AP	3rd
2011	Jordan Hamilton	Texas	consensus	2nd
2019	Grant Williams	Tennessee	consensus	1st
2024	Dalton Knecht	Tennessee	consensus	1st

NATIONAL PLAYERS OF THE YEAR

YEAR	PLAYER	SCHOOL	OUTLETS
2003	T.J. Ford	Texas	Naismith, Wooden, Sport. News
2007	Kevin Durant	Texas	consensus

CONFERENCE PLAYERS OF THE YEAR

YEAR	PLAYER	SCHOOL	CONFERENCE
1998	Kenny Sanders	George Mason	CAA
2006	P.J. Tucker	Texas	Big 12
2007	Kevin Durant	Texas	Big 12
2018	Grant Williams	Tennessee	SEC
2019	Grant Williams	Tennessee	SEC
2024	Dalton Knecht	Tennessee	SEC



Keep up with the Vols on Instagram:

@bishopbOswell — Bishop Boswell, Freshman Guard
 @staydownstone — Darlinstone Dubar, Fifth-Year Guard
 @campbell_duncan44 — Campbell Duncan, Freshman Guard
 @jpestrella13 — J.P. Estrella, Sophomore Forward
 @jordanngainey — Jordan Gainey, Senior Guard
 @grant_hurst — Grant Hurst, RS Junior Guard
 @swagggychaz — Chaz Lanier, Fifth-Year Guard
 @benlinnemeyer — Ben Linnemeyer, Freshman Guard
 @jmarsh21 — Jahmai Mashack, Senior Guard
 @the1_mili — Igor Miličić Jr., Senior Forward
 @okpara_felix — Felix Okpara Junior Center
 @gavin_p10 — Gavin Paull, Freshman Guard
 @cadehillips12 — Cade Phillips, Sophomore Forward
 @realzakaiz — Zakai Zeigler, Senior Guard
 Visit player bio pages on UTsports.com for additional social media handles, including X/Twitter.



Here is a list of media members who cover the Tennessee basketball beat and tweet about the Vols:

@Ric_Butler — Ric Butler, RockyTopInsider.com
 @EmCochranetv — Emilie Rae Cochrane, WBIR-TV
 @PaigeDauerFDP — Paige Dauer, Full Disclosure Prods.
 @FrankDeLucaTV — Frank DeLuca, WBIR-TV
 @cdortch — Chris Dortch, Blue Ribbon Yearbook
 @Gentry_Estes — Gentry Estes, The Tennessean
 @VinceSports — Vince Ferrara, The Sports Animal WNML
 @CamilleGearTV — Camille Gear, WBIR-TV
 @JimmyHyams — Jimmy Hyams, The Sports Animal WNML
 @CalebJarreau16 — Caleb Jarreau, The Daily Times
 @caseykaytv — Casey Kay, WATE-TV
 @Volquest_Rob — Rob Lewis, Volquest.com
 @BenMcKee14 — Ben McKee, GoVols247.com
 @DavidSPaschall — David Paschall, Chattanooga Times Free Press
 @GrantRamey — Grant Ramey, GoVols247.com
 @joerexrode — Joe Rexrode, The Athletic
 @ryleerobinsonsv — Rylee Robinson, WVLT-TV
 @Samrothman — Sam Rothman, WATE-TV
 @wesrucker247 — Wes Rucker, GoVols247.com
 @wvlttrick — Rick Russo, WVLT-TV
 @JohnSartoriTV — John Sartori, WVLT-TV
 @rschump00 — Ryan Schumpert, RockyTopInsider.com
 @RyanTSylvia — Ryan Sylvia, VolReport.com
 @ByNoahTaylor — Noah Taylor, VolReport.com
 @Reece_VH — Reece Van Haften, WATE-TV
 @TeresaMWalker — Teresa Walker, Associated Press
 @Josh_Ward — Josh Ward, The Sports Animal WNML
 @ByMikeWilson — Mike Wilson, Knoxville News Sentinel



Tennessee Vice Chancellor/Director of Athletics **Danny White** announced Aug. 23, 2023, a multi-year naming-rights agreement with longtime UT Athletics corporate champion Food City to rebrand UT's on-campus arena as Thompson-Boling Arena at Food City Center.

The agreement with Food City was negotiated by Tennessee Athletics' multimedia rights partner, LEARFIELD/The Vol Network. Food City's overall commitment to UT Athletics will allow the University to invest in excess of \$20 million over 10 years and will aid new and needed renovations of the arena and upgrades to the facility's interior and exterior.

Among the planned additions to the venue will include new club amenities, updates to the Ray Mears Room and a state-of-the-art center-hung video board. The exterior façade of the facility will be modernized and the look will be more in line with Tennessee's other athletics venues.

Food City's longstanding commitment to supporting UT Athletics and the department's mission of leading the way in college sports dates to 1997. The privately held family-owned company is headquartered in Abingdon, Va., and operates 152 retail locations in Tennessee, Virginia, Kentucky, Georgia and Alabama.

Opened in the fall of 1987, the arena is named for the late B. Ray Thompson and former UT President Dr. Edward J. Boling. The venue has undergone multiple phases of renovations in its 36-year history, most notably an overhaul in 2007 that included the addition of two levels of premium suites and one level of premium loge seating spanning the arena's north end.

ON THE BENCH



JUSTIN GAINEY

Associate Head Coach • NC State, 2000

- In his 19th year at the college level, including his 13th as a coach, Gainey is in his fourth season at Tennessee, including his third as associate head coach.
- Prior to coming to Tennessee in April 2021, Gainey spent the 2020-21 season as the associate head coach at Marquette, where he also worked from 2014-17.
- In between his stints in Milwaukee, Gainey was an assistant coach at Santa Clara in 2017-18 and Arizona from 2018-20.
- The High Point, N.C., native was a standout point guard at NC State from 1996-2000 and went 2-2 in matchups with Rick Barnes-led Clemson.



ROD CLARK

Assistant Coach • Lindsey Wilson (Ky.), 2015

- A young and energetic rising star in the profession at age 31, Clark in his sixth season as a collegiate assistant in 2024-25 and his fourth at Tennessee.
- A native of Kansas City, Mo., Clark spent the 2020-21 season as an assistant coach at Austin Peay in nearby Clarksville, Tenn.
- Clark's first stop as a collegiate coach came in 2019-20 at UIC, where he was hired at just 26 years old.
- From 2017-19, Clark served as the top assistant coach at Sunrise Christian Academy, a prep powerhouse in Bel Aire, Kan., while also working with MoKan Elite.



GREGG POLINSKY

Assistant Coach • Northern Arizona, 1981

- Now in his fourth year on the Tennessee staff, Polinsky served as a volunteer analyst in 2021-22 and was promoted to assistant coach following the season.
- The St. Louis native was a DI head coach at Georgia Southern (1995-99), as well as an assistant at Texas (1983-86), Alabama (1986-94) and Howard College (1981-83).
- Spent over two decades in NBA scouting and front-office positions with the New Jersey/Brooklyn Nets (1999-2018) and the Detroit Pistons (2018-21).
- Polinsky played at New Mexico for two seasons before transferring to Northern Arizona for the final season of his college career.



BRYAN LENTZ

Assistant Coach • Lenoir-Rhyne, 2000

- The Lumberton, N.C., native is in his seventh season on staff at Tennessee, including his first as an assistant coach.
- Worked for Rick Barnes for four years at Texas, serving as a special assistant/video coordinator from 2010-14.
- Son of John Lentz, who was the head coach for 29 years (432-374) at Lenoir-Rhyne and was also Rick Barnes' roommate in college at the DII school in Hickory, N.C.
- Spent the 2014-18 seasons as an assistant coach at Appalachian State in Boone, N.C., as well as the 2001-10 campaigns at his alma mater, Lenoir-Rhyne.



LUCAS CAMPBELL

Assistant Coach • Tennessee, 2019

- Returned to Tennessee in June of 2022 to serve his alma mater in the director of recruiting role and is now in his first year as an assistant coach.
- Spent the 2021-22 season as ETSU's director of basketball operations under then-head coach Desmond Oliver, a former Rick Barnes assistant at Tennessee.
- A four-year letter winner (2015-19) for the Volunteers, Campbell joined the program during Barnes' first year at the helm and appeared in 16 games as a collegian.
- The Knoxville, Tenn., native helped UT to a 57-15 record, an SEC regular season title, two NCAA Tournament bids and a Sweet 16 in his final two years as a player.



MARY-CARTER EGGERT

Director of Basketball Operations • Tennessee, 2011

- A two-time Tennessee graduate, Eggert is in her 10th season working in the lead basketball operations role, dating back to Rick Barnes' first season.
- Part of a select group of females in a DOBO or Chief of Staff role in DI men's basketball, including an even smaller number at the Power Five level.
- The Richmond, Va., native spent three years on UT's media relations staff (2012-15), working closely with the Tennessee football program from 2012 to 2014.
- A Tennessee alumna who has worked with UT athletics in some capacity since arriving on campus as a freshman in 2007.



GARRETT MEDENWALD

Director of Sports Performance • Wisconsin-Whitewater, 2013

- In his 10th season at Tennessee, as he joined Rick Barnes from day one, after working for him as a graduate manager (2012-14) and strength intern (2014-15) at Texas.
- The Green Bay, Wis., native was a running back at UW-Whitewater, where he helped lead the Warhawks to back-to-back national championships in 2010 and 2011.
- An elite powerlifter, Medenwald was a national qualifier in Olympic weightlifting and served as a coach and co-founder of the UW-Whitewater Olympic Lifting Club.
- Helped a Volunteer post the best max vertical leap at the 2023 (Julian Phillips), 2022 (Kennedy Chandler) and 2021 (Keon Johnson) NBA Draft Combines.



CHAD NEWMAN

Athletic Trainer • Tennessee, 1994

- Now in his 29th season working with the basketball program at Tennessee, dating back to Sept. 1996 during his final year as a master's student at UT.
- A two-time Tennessee alum, Newman is in his 35th consecutive academic year on the UT campus after first coming to Knoxville, Tenn., as an undergrad in 1990.
- Under Newman's care, the Volunteers have advanced to postseason play 21 times, including 17 NCAA Tournament berths and eight Sweet Sixteen appearances.
- The Chattanooga, Tenn., native was the 2009 Tennessee Athletic Trainer's Society (TATS) Athletic Trainer of the Year.



LUKE SCHAPKER

Director of Video and Analytics • Bowling Green, 2018

- Now is in his seventh year with the Tennessee basketball program after first joining the program as a graduate manager in 2018.
- Viewed by Rick Barnes as an indispensable member of the Tennessee staff, he is among Barnes' most trusted analytical minds.
- The Evansville, Ind., native earned a master's degree in sport management from Tennessee in 2020.
- Worked for four years as a men's basketball student manager, including three years as a head manager, at Bowling Green during his undergraduate tenure.



RILEY COLLINS

Assistant Director of Player Development • Drew (N.J.), 2020

- The Lacey, N.J., native is in his third year at Tennessee, including his first as the assistant director of player development, after joining the program in the summer of 2022.
- Worked as a graduate assistant at Marymount University in Arlington, Va., from 2020-22, as well as owns years of experience in skills development.
- Served as the head coach of the New Jersey Panthers in the Hoop Group Showcase League from 2019-22, guiding the team to the title in 2020.
- Four-time First Team All-Landmark Conference honoree and 2020 Reese's All-American at Drew, setting school record for points (1,973), assists and made 3-pointers.



JUSTIN CALDWELL

Program Development Coordinator • Glenville State (W.Va.), 2013

- In his 12th year on a college coaching staff, including his second at a Division I institution and first at Tennessee.
- Owns experience at the youth, high school, DIII and DI levels, including serving as the head coach at Glenville State from 2018-23 and as an assistant at Marshall last year.
- Totaled 1,997 points in his four-year college career, including three at West Virginia Wesleyan, and was twice an All-West Virginia Intercollegiate Athletic Conference pick.
- The Mullens, W.Va., native is married to Kim Caldwell, the first-year head coach of the Tennessee women's basketball team.

3 BISHOP BOSWELL

FR Guard | 6-4 | 203 | Communication Studies
Charlotte, N.C. | Myers Park



SEASON HIGHS

Points:	2 (2x) // last vs. Virginia, 11/21/24
Rebounds:	3 // at Illinois, 12/14/24
Assists:	3 (2x) // last vs. Florida, 2/1/25
Steals:	1 (4x) // last vs. Florida, 2/1/25
Blocks:	-- // --
Field Goals:	1 (2x) // last vs. Virginia, 11/21/24
3-Pointers:	-- // --
Free Throws:	1 // vs. Syracuse, 12/3/24
Minutes:	11:12 // at Florida, 1/7/25

CAREER HIGHS

Points:	2 (2x) // last vs. Virginia, 11/21/24
Rebounds:	3 // at Illinois, 12/14/24
Assists:	3 (2x) // last vs. Florida, 2/1/25
Steals:	1 (4x) // last vs. Florida, 2/1/25
Blocks:	-- // --
Field Goals:	1 (2x) // last vs. Virginia, 11/21/24
3-Pointers:	-- // --
Free Throws:	1 // vs. Syracuse, 12/3/24
Minutes:	11:12 // at Florida, 1/7/25

SEC HIGHS

Points:	-- // --
Rebounds:	2 (2x) // last vs. Florida, 2/1/25
Assists:	3 // vs. Florida, 2/1/25
Steals:	1 (2x) // last vs. Florida, 2/1/25
Blocks:	-- // --
Field Goals:	-- // --
3-Pointers:	-- // --
Free Throws:	-- // --
Minutes:	11:12 // at Florida, 1/7/25

PRODUCTION TRACKER

2024-25	
Scored 5+ Points	--
Scored 10+ Points	--
Made Multiple 3-Pointers	--
Had 5+ Rebounds	--
Had Multiple Offensive Rebounds	1
Had 3+ Assists	2
Led the Vols in Assists	--
Had Multiple Steals	--
Led the Vols in Steals	--
Had a Positive Assist/TO Ratio	3



Full bio can be found [HERE](#) on [UTsports.com](#)

AS A FRESHMAN IN 2024-25

- Tied a season best with three assists in the victory over No. 5/6 Florida (2/1/25), adding one steal in 10:53 of action, 19 seconds shy of his top mark.
- Did not play against Middle Tennessee State (12/23/24) due to a right shoulder injury sustained in the prior game.
- Grabbed a season-best three rebounds and played strong defense in six-plus minutes off the bench in the win at Illinois (12/14/24).
- Dished out three assists in four minutes of action against Austin Peay (11/17/24).
- Made his college debut in the victory at Louisville (11/9/24) and connected on his lone field-goal attempt.
- Did not play in the season opener versus Gardner-Webb (11/6/24) while in concussion protocol.

HIGH SCHOOL

- Unanimously considered a four-star recruit and a top-eight prospect in the state of North Carolina.
- Placed No. 72 overall in the 247Sports Composite and No. 75 in the On3 Consensus rankings.
- Tabbed the No. 61 player in the country by ESPN and the No. 69 recruit nationally by Rivals.
- Three-time HighSchoolOT.com All-State designee, earning first-team status as a senior, second-team honors as a junior and third-team plaudits as a sophomore.
- Won back-to-back conference regular season and tournament titles his final two years.
- Averaged 11.5 points, 5.9 assists, 5.0 rebounds and 1.8 steals per game as a senior, earning NCBCA First Team All-District 9 and Charlotte Observer Second Team All-Area plaudits.
- Helped his team to a 27-3 record, 23 straight wins, a John Wall Holiday Invitational title and a state quarterfinal appearance.
- Put up 12.0 points, 5.3 assists, 4.3 rebounds and 1.7 steals per game his junior year and led Myers Park to a 4A state title, collecting MVP honors in the championship game.
- Also aided his team to a 28-4 record, an Arby's Classic championship and an appearance in the City of Palms Classic.
- Spent his first two prep years at South Mecklenburg High School, where he turned in a dominant sophomore campaign, averaging 20.5 points, 8.2 rebounds and 5.4 assists per game, garnering NCBCA Third Team All-District 9 and Charlotte Observer All-Area Honorable Mention recognition.
- Two-year letter winner in football, competing as a wide receiver as a freshman and sophomore, collecting all-conference honors the latter season.
- Played with multiple eventual Power Five players in high school, including Sir Mohammed (Notre Dame) and Elijah Strong (Boston College).
- Competed for the Team CP3 on the AAU circuit, including in the Nike EYBL.
- Among the notable Myers Park alumni are NFL quarterback Drake Maye, Charlotte head baseball coach Robert Woodard and former NBA player/NBA referee Haywoode Workman.

PERSONAL

- Born Sept. 15, 2005, in Charlotte, N.C., as Bishop Rae Boswell.
- Mother, Brittany Boswell, is a massage therapist.
- Does not have any brothers or sisters.
- Interests outside of basketball include anime, fashion, football and music.
- Favorite athlete is Russell Westbrook because of the passion he plays with.
- Best sports memory is winning the 4A state championship as a junior.
- Committed to Tennessee over Georgia, Missouri, South Carolina, Wake Forest and Xavier.
- Chose Tennessee because of the coaching staff and the fans.
- Hails from the same hometown as six former Tennessee players, including one-and-done first-round pick Jaden Springer (2020-21), SEC Player of the Year honoree Tony White (1983-87) and two-time SEC Player of the Year designee Grant Williams (2016-19).
- During his first offseason at Tennessee, added nearly 2.1 inches to his standing vertical jump while putting on 10.3 pounds to his frame, plus logged a reverse band back squat (480) of 2.36 times his body weight.
- Recipient of the Bertelkamp Basketball Scholarship Endowment Fund.

CAREER STATS

	GP-GS	Min	Avg	FG-A	Pct	3FG-A	Pct	FT-A	Pct	Off-Def-Rebs	Avg	PF-FO	Ast	TO	Blk	Stl	Pts	Avg
2024-25	19-0	74	3.9	2-10	.200	0-5	.000	1-2	.500	5-6-11	0.6	6-0	10	8	0	4	5	0.3
TOTAL	19-0	74	3.9	2-10	.200	0-5	.000	1-2	.500	5-6-11	0.6	6-0	10	8	0	4	5	0.3

8 DARLINSTONE DUBAR

5TH Guard | 6-6 | 220 | Strategic & Digital Communications (Graduate)
Charlotte, N.C. | Hofstra | Iowa State | Scotland Campus (Pa.)

SEASON HIGHS

Points:	13 // vs. Western Carolina, 12/17/24
Rebounds:	6 // at Texas, 1/11/25
Assists:	3 // vs. Florida, 2/1/25
Steals:	2 // vs. Kentucky, 1/28/25
Blocks:	1 (3x) // last vs. Florida, 2/1/25
Field Goals:	5 // vs. Western Carolina, 12/17/24
3-Pointers:	3 // at Texas, 1/11/25
Free Throws:	2 // vs. Western Carolina, 12/17/24
Minutes:	25:49 // vs. Florida, 2/1/25

CAREER HIGHS (includes four seasons at Hofstra/Iowa State)

Points:	30 (2x) // last at Stony Brook, 11/20/23
Rebounds:	14 // at Campbell, 1/13/24
Assists:	5 // vs. Buffalo (N), 11/20/23
Steals:	5 // vs. Arkansas (N), 12/18/21
Blocks:	4 // vs. Coll. of Charleston, 1/4/24
Field Goals:	12 // vs. Buffalo (N), 11/20/23
3-Pointers:	7 // at Duke, 12/12/23
Free Throws:	10 // vs. Hampton, 1/18/24
Minutes:	40:00 (5x) // last vs. Delaware, 1/6/24

SEC HIGHS

Points:	12 // at Texas, 1/11/25
Rebounds:	6 // at Texas, 1/11/25
Assists:	3 // vs. Florida, 2/1/25
Steals:	2 // vs. Kentucky, 1/28/25
Blocks:	1 (2x) // last vs. Florida, 2/1/25
Field Goals:	4 // at Texas, 1/11/25
3-Pointers:	3 // at Texas, 1/11/25
Free Throws:	1 (2x) // last at Auburn, 1/25/25
Minutes:	25:49 // vs. Florida, 2/1/25

PRODUCTION TRACKER

	2024-25	Career
Scored 10+ Points	2	43
Scored 20+ Points	--	16
Led the Vols in Scoring	--	--
Made Multiple 3-Pointers	1	46
Had 5+ Rebounds	3	61
Had a Double-Double	--	10
Had Multiple Blocks	--	19
Had Multiple Steals	1	27
Led the Vols in Steals	1	1
Had a Positive Assist/TO Ratio	4	38

CAREER STATS

	GP-GS	Min	Avg	FG-A	Pct	3FG-A	Pct	FT-A	Pct	Off-Def-Rebs	Avg	PF-FO	Ast	TO	Blk	Stl	Pts	Avg
2020-21*	16-7	231	14.5	14-41	.341	3-10	.300	6-13	.462	12-27-39	2.4	23-1	7	19	3	6	37	2.3
2021-22*	32-31	949	29.6	146-270	.541	38-112	.339	43-61	.705	37-111-148	4.6	67-2	33	33	26	34	373	11.7
2022-23*	35-35	877	25.0	144-282	.511	42-104	.404	31-43	.721	48-121-169	4.8	58-1	36	35	11	20	361	10.3
2023-24*	33-33	1143	34.6	223-414	.539	73-183	.399	69-94	.734	52-172-224	6.8	56-1	47	47	31	39	588	17.8
2024-25	18-1	199	11.1	26-72	.361	10-42	.238	5-12	.417	13-34-47	2.6	14-0	9	10	3	5	67	3.7
TOTAL	134-107	3399	25.4	553-1079	.513	166-451	.368	154-223	.691	162-465-627	4.7	218-5	132	144	74	104	1426	10.6
HOFSTRA	100-99	2968	29.7	513-966	.531	153-399	.383	143-198	.722	137-404-541	5.4	181-4	116	115	68	93	1322	13.2

* at Iowa State

^ at Hofstra

STAYDOWNSTONE

HONORS

- 2024-25: Lute Olson Player of the Year Early Season Watch List
- 2023-24: Second Team All-CAA

AS A FIFTH-YEAR IN 2024-25

- Made his first start as a Volunteer, totaling four points, five rebounds, a season-best three assists and one block in a season-high 26 minutes in the triumph against No. 5/6 Florida (2/1/25).
- Totaled seven points, four rebounds, a season-high two steals and one block against No. 12 Kentucky (1/28/25), as well as finished a team-best plus-20 in his then-season-high-tying 17:26 of action.
- Posted 12 points and a season-best six rebounds in a season-high 17 minutes in the victory at Texas (1/11/25), shooting 3-of-5 from deep to record multiple long-range makes for the first time as a Volunteer.
- Set season highs in points (13), made field goals (five) and minutes (17) against Western Carolina (12/17/24), finishing 5-of-8 from the floor.
- Posted five points, all in the second half, and a then-season-best five rebounds in 16 minutes in the victory at Illinois (12/14/24).
- Did not play in the Jimmy V Classic matchup with Miami (12/10/24) while in concussion protocol.
- After missing the first four games of the season due to a personal matter, debuted against Virginia (11/21/24) in the Baha Mar Championship opener, throwing down a putback dunk on his first offensive possession, en route to finishing with four points and three boards in 10 minutes.

AS A SENIOR IN 2023-24 AT HOFSTRA

- One of three players to compete in and start all 33 contests.
- Averaged 17.8 points, 6.8 rebounds, 1.4 assists, 1.2 steals and 0.9 blocks per game, finishing with a 53.9 percent field-goal clip, a 39.9 3-point percentage and a 73.4 percent free-throw ledger.
- Finished No. 19 on Hofstra's all-time scoring list with 1,322 points in just three seasons.
- Led the Pride in rebounding, defensive rebounding (5.2), blocks and 3-point percentage (min. 1 3PM/gm).
- Ranked second on the team in scoring, offensive rebounding (1.6), made field goals (223), made 3-pointers (73), made free throws (69) and free-throw attempts (94), plus finished third in steals, minutes, field-goal percentage and free-throw percentage.
- Had eight double-doubles, five more than all his teammates combined, and had all five of the team's 20-point, 10-rebound showings.
- One of six DI players with 585 points, 220 rebounds, 45 assists, 35 steals and 30 blocks, joining Providence's Devin Carter (BIG EAST Player of the Year), Cleveland State's Tristan Enaruna (First Team All-Horizon League), Duke's Kyle Filipowski (consensus Second Team All-American), Morehead State's Riley Minix (OVC Player of the Year) and Utah State's Great Osobor (MWC Player of the Year).
- Only player in the nation to post the above stat line with fewer than 50 turnovers and/or a 38.0 percent 3-point clip, as well as one of two with 70-plus 3-pointers, alongside Carter.
- Per KenPom, finished No. 38 nationally in true shooting percentage (62.3) and No. 44 in effective field goal percentage (63.9).
- Ranked as the fourth-most efficient offensive player in the country (min. 15 possessions per game) by Synergy Sports.
- Led the CAA in field-goal percentage, placing No. 61 nationally, including No. 22 among players under 6-foot-8.
- Ranked third in the CAA in made field goals, fifth in total points (588) and total minutes (1,143), sixth in scoring average and minutes average, seventh in total defensive rebounds (172) and eighth in made 3-pointers.
- Finished ninth in the CAA in total rebounds (224), defensive rebounding average and 3-point makes per game (2.2), plus No. 10 in rebounding average and blocks average, No. 11 in total blocks (31) and co-No. 15 in offensive rebounding average (1.6) and total offensive boards (52).
- Scored double-figure points in 31 of 33 games, with 16-plus in 12, 20-plus in 12, 27-plus in four and 30 twice, all second-most on the team.
- Led the team in outings with six-plus (20), eight-plus (12), 10-plus (eight) and 12-plus (two) rebounds, as well as in multiple-block performances (nine), posting three-plus twice to rank second.
- Hit multiple 3-pointers in 23 outings and four-plus in six, both second-most on the team, while also ranking second in performances with double-digit made field goals (10) and multiple steals (11), finishing third in showings with three-plus steals (two), as well as dishing out multiple assists 13 times and reaching four-plus twice.

AS A JUNIOR IN 2022-23 AT HOFSTRA

- Among four players to appear in all 35 games, tying the program single-season record, and one of three to start each contest.
- Averaged 10.3 points, 4.8 rebounds and 1.0 assist in 25.0 minutes per game, shooting 51.1 percent overall, 40.4 percent on 3-pointers and 72.1 percent at the line.
- Placed second on the Pride in rebounding, offensive rebounding (1.4), field-goal percentage (min. 2 FGM/gm) and 3-point percentage (min. 1 3PM/gm), as well as third in scoring, free-throw percentage (min. 1 FTM/gm), made field goals (144) and made 3-pointers (42).
- Tied for the second-most single-game made field without a miss (seven) by a CAA player.
- Third on the team in outings with 10-plus points (18), 15-plus (10) and 22-plus (two), as well as in games with multiple made 3-pointers (13).
- Placed second with five-plus rebounds 18 times, led the way with seven-plus boards 10 times and once reached double figures, plus had multiple assists in nine appearances, two steals in four games and two blocks in three.

AS A SOPHOMORE IN 2021-22 AT HOFSTRA

- One of three players to appear in all 32 games, ranking second on the team with 31 starts.
- Averaged 11.7 points, 4.6 rebounds, 1.0 assist and 1.1 steals in 29.6 minutes per game, while shooting 54.1 overall and 33.9 percent from deep.
- Led the Pride in total blocks (26) and ranked second in offensive rebounding (1.2), while finishing second in made field goals (146), plus third in rebounding, minutes, field-goal percentage (min. 2 FGM/gm) and 3-point percentage.
- Placed No. 11 in the CAA in blocks average (0.8) and total blocks, No. 13 in field-goal percentage and No. 18 in scoring.
- In league-only competition, tied for No. 10 in the CAA in blocks average (0.7) and total blocks (12).
- Logged the second-most double-digit point totals (23) on the team and the third-most 15-point outings (10), registering 20-plus twice.
- Led Hofstra with six multiple-block performances, plus ranked third on the team in five-rebound (17) and seven-rebound (five) showings, entering double figures once.
- Recorded multiple steals on 11 occasions to rank third on the Pride, reaching three-plus thrice, as well as dished out multiple assists 10 times, with three-plus thrice, and hit multiple 3-pointers in nine appearances.

AS A FRESHMAN IN 2020-21 AT IOWA STATE

- Appeared in 16 of 24 contests and made seven starts.
- Averaged 2.3 points and 2.4 rebounds in 14.5 minutes per game, as well as totaled seven assists, six steals and three blocks.
- Scored five-plus points four times and grabbed four-plus rebounds on four occasions, as well as notched a steal in six outings.

HIGH SCHOOL

- Unanimous three-star recruit finished as Rivals' No. 150 player nationally, placing No. 33 among small forwards and third in Pennsylvania.
- Ranked No. 182 overall on the 247Sports Composite list, good for No. 35 at the small forward position and fourth in Pennsylvania.
- Took a post-grad year at Scotland Campus in Scotland, Pa., where he averaged 10.0 points per game and aided his team to a 22-4 mark.
- Totaled 37 points in the semifinals and title game of the conference tournament, leading his team to the title.
- Went to Athens Prep Academy in Athens, Tenn., approximately an hour southwest of Knoxville, for his senior year and put up 13.0 points per game for a 25-5 team.
- Attended Rocky River High School in his hometown of Charlotte, N.C., for his first three years and played varsity basketball each year.
- Averaged 12.5 points per game and helped his team to a 28-3 record during his junior campaign.
- Earned A-B Honor Roll distinction during his high school tenure.
- Competed on the AAU circuit for B. Maze Elite, a Knoxville-based program run by former Tennessee guard Bobby Maze (2008-10), and once scored 29 points in a single half.
- Signed with Iowa State out of high school, over offers from schools such as Auburn, Maryland, Notre Dame, Seton Hall and Wichita State.
- Former Tennessee guard Jaden Springer (2020-21), now an NBA champion with the Boston Celtics, also attended Rocky River, as did former NBA guard DeAndre' Bembry and two-time NFL All-Pro cornerback Jaire Alexander.

PERSONAL

- Born Darlinstone Miles Dubar on Aug. 15, 2001, in Charlotte, N.C., nickname is "Dstone" and first name honors his father's late best friend.
- Parents are the late Henry Dubar and Meatta Street, who works with special needs children, and has an older sister, Shadita Taylor.
- Earned a bachelor's degree in liberal arts from Hofstra in May 2024.
- Interests outside of basketball include bowling and fishing, while his favorite athlete is Jaylen Brown.
- Best sports memory is helping Hofstra to an 89-81 win over No. 24/19 Arkansas in North Little Rock, Ark., on 12/18/21.
- Committed to Tennessee over Arkansas, Kansas, Kansas State and TCU because it
- Chose Tennessee because it is a great university with great people and he felt welcomed like family.
- First player in UT history to wear jersey No. 8, he wore No. 55 as a freshman and junior, No. 0 as a sophomore and No. 1 as a senior.
- Recipient of the Mr. & Mrs. Robert E. Butler Athletic Scholarship Fund, he owns a standing reach of nearly 8-9.

13 J.P. ESTRELLA

SO Forward | 6-11 | 250 | Recreation & Sport Management
Scarborough, Maine | Brewster Academy (N.H.)



SEASON HIGHS

Points:	8 // vs. Montana, 11/13/24
Rebounds:	5 // at Louisville, 11/9/24
Assists:	1 // vs. Montana, 11/13/24
Steals:	-- // --
Blocks:	1 (2x) // last at Louisville, 11/9/24
Field Goals:	3 // vs. Montana, 11/13/24
3-Pointers:	-- // --
Free Throws:	2 // vs. Montana, 11/13/24
Minutes:	11:11 // vs. Gardner-Webb, 11/4/24

CAREER HIGHS

Points:	8 // vs. Montana, 11/13/24
Rebounds:	5 (2x) // last vs. Montana, 11/13/24
Assists:	1 (4x) // last vs. Montana, 11/13/24
Steals:	-- // --
Blocks:	1 (5x) // last at Louisville, 11/9/24
Field Goals:	3 (2x) // last vs. Montana, 11/13/24
3-Pointers:	-- // --
Free Throws:	3 // vs. Florida, 1/16/24
Minutes:	15:18 // vs. Purdue (N), 3/31/24

SEC HIGHS

Points:	7 // vs. Florida, 1/16/24
Rebounds:	3 // at Vanderbilt, 1/27/24
Assists:	1 // vs. South Carolina, 1/30/24
Steals:	-- // --
Blocks:	1 // vs. Florida, 1/16/24
Field Goals:	2 // vs. Florida, 1/16/24
3-Pointers:	-- // --
Free Throws:	3 // vs. Florida, 1/16/24
Minutes:	8:52 // vs. Florida, 1/16/24

PRODUCTION TRACKER

	2024-25	Career
Scored 5+ Points	1	4
Scored 10+ Points	--	--
Had 5+ Rebounds	1	1
Had 10+ Rebounds	--	--
Led the Vols in Rebounding	--	--
Had Multiple Offensive Rebounds	1	3
Had a Double-Double	--	--
Had Multiple Blocks	--	--
Led the Vols in Blocks	2	2
Had Multiple Steals	--	--

CAREER STATS

	GP-GS	Min	Avg	FG-A	Pct	3FG-A	Pct	FT-A	Pct	Off-Def-Rebs	Avg	PF-FO	Ast	TO	Blk	Stl	Pts	Avg
2023-24	25-0	124	5.0	15-21	.714	0-0	.000	10-14	.714	10-10-20	0.8	24-0	3	10	3	0	40	1.6
2024-	3-0	31	10.2	6-9	.667	0-0	.000	2-3	.667	3-5-8	2.7	4-0	1	0	2	0	14	4.7
TOTAL	28-0	155	5.5	21-30	.700	0-0	.000	12-17	.706	13-15-28	1.0	28-0	4	10	5	0	54	1.9



Last name pronounced: Uh-STRELL-Uh
Full bio can be found [HERE](#) on [UTsports.com](#)

AS A SOPHOMORE IN 2024-25

- After missing three games while being evaluated, announced on 11/25/24 as out for the remainder of the season due to surgery on his left foot.
- Posted a career-best eight points against Montana (11/13/24), hitting all three of his field goals to tie a career high in makes and connecting on both his free throws
- Set a career high with five rebounds in the win at Louisville (11/9/24), adding two points and a block.
- Opened the season by making both of his field-goal attempts in the victory over Gardner-Webb (11/4/24).

AS A FRESHMAN IN 2023-24

- Appeared in 25 games, including eight of the final 10, totaling 40 points and 20 rebounds in 124 total minutes of court time.
- Went 15-of-21 (71.4 percent) from the floor to record the second-best field-goal clip among SEC players with at least 20 attempts and fifth-best mark among DI freshmen with 20-plus shots.
- Tied for third on the team with eight dunks and led the Volunteers with 2.58 slams per 40 minutes.
- Made multiple field goals five times, thrice without a miss.
- Grabbed multiple rebounds in four outings, scored six-plus points in three and played 12-plus minutes twice.
- Played a career-high 15 minutes in the Elite Eight matchup with third-ranked Purdue (3/31/24) and made his lone field-goal attempt, an alley-oop dunk to tie the game at 58 with 5:42 left.
- Made his NCAA Tournament debut with six points in eight minutes in the Round of 64 victory against Saint Peter's (3/21/24).
- Did not play in the victories at Arkansas (2/14/24) and over Vanderbilt (2/17/24) due to a left leg injury.
- Scored a then-career-best seven points, finishing 2-of-2 from the floor and 3-of-4 at the line, and blocked one shot in the win over Florida (1/16/24).
- Produced seven points on a perfect 3-of-3 field-goal clip in the victory against George Mason (12/5/23).
- Recorded three offensive rebounds in just nine minutes of action during Tennessee's win over Syracuse (11/20/23) at the Maui Invitational.
- Made his official Tennessee debut in the season-opening victory over Tennessee Tech (11/6/23).

HIGH SCHOOL

- Tabbed as a unanimous four-star, top-80 recruit and the best prospect from the state of Maine.
- Placed No. 57 in Rivals' national rankings, including fifth among centers.
- Finished No. 59 in the On3 Consensus rankings and No. 61 on the 247Sports Composite list, both good for eighth-best among centers.
- Among 27 participants in the elite Allen Iverson Roundball Classic in April 2023 in Union, N.J.
- Started in the prestigious UA Next Elite 24 in August 2022 Chicago and earned First Team All-NBPA Top 100 Camp after the prominent event in June 2022 in Kissimmee, Fla.
- Transferred to Brewster Academy in Wolfeboro, N.H., for his senior year and helped the team to a 35-2 record and a MaxPreps national ranking of seventh among prep schools.
- Went to South Portland High School for two years and earned a varsity letter each season.
- Posted 20.2 points, 11.8 rebounds and 4.1 blocks per game during his junior campaign, en route a Class AA state title and Varsity Maine All-State distinction.
- Attended Scarborough High School during his freshman year, competing mainly with the junior varsity team.
- Competed with the Middlesex Magic on the Under Armour AAU circuit after previously playing for the XL Thunder.
- During his lone year at Brewster, played alongside fellow consensus 2023 top-150 recruits Solomon Ball (Connecticut), Carey Booth (Notre Dame/Illinois), Taylor Bol Bowen (Florida State), Aaron Clark (Wake Forest/Pepperdine) and Reid Ducharme (Xavier/Siena).
- Among the notable Brewster alumni are 20-plus NBA players, including Will Barton, Devonte' Graham, Donovan Mitchell, Thomas Robinson and T.J. Warren, as well as actor Topher Grace.
- San Antonio Spurs assistant coach Brett Brown went to South Portland, as did former MLB players Jim Beattie, Charlie Furbush and Bill Swift.

PERSONAL

- Born Sept. 3, 2004, in Fall River, Mass., as Joseph Peter Estrella, but goes by J.P.
- Parents are Mark and Allie Estrella, the latter of whom, then Allie Booth, played basketball at Boston College from 1995-99, after claiming Maine Miss Basketball distinction in 1995.
- Mother's college career ended in Knoxville on 3/15/99 when the eighth-seeded Eagles fell to the top-seeded Lady Volunteers, the three-time reigning national champions, in NCAA Tournament Round of 32, with Allie unable to play due to knee injuries that kept her out the entire season.
- Has one younger brother, Cameron.
- Interests outside of basketball include camping, hanging out with friends and video games.
- Favorite athlete is his mother because he looks up to her.
- Best sports memory is winning the state championship during his junior year of high school.
- Has a superstition of throwing up a "W" with his hands after every victory.
- Grew seven inches between his sophomore and junior years of high school, as well as went from a size 13 sneaker to a 17 during that time.
- Committed to Tennessee over Iowa and Syracuse, plus held offers from numerous other schools, including NCAA title-winning programs like Connecticut, Duke, Kansas, Kentucky, Louisville, Marquette and Maryland.
- The first player in program history from the state of Maine and chose Tennessee because of Rick Barnes.
- Owens a 9-3 standing reach and has added 19 pounds since his arrival at Tennessee, plus increased his max bench press by 36 pounds in the offseason before his sophomore campaign.
- Recipient of the C & C Millwright Athletic Scholarship.

11 JORDAN GAINNEY

SR Guard | 6-4 | 190 | Agricultural Leadership (Graduate)
Tucson, Ariz. | USC Upstate | South Kent School (Conn.)

SEASON HIGHS

Points:	23 // at Illinois, 12/14/24
Rebounds:	7 (2x) // vs. Georgia, 1/15/25
Assists:	5 // vs. Florida, 2/1/25
Steals:	5 // vs. Western Carolina, 12/17/24
Blocks:	2 (4x) // last vs. Mississippi State, 1/21/25
Field Goals:	7 // vs. Gardner-Webb, 11/4/24
3-Pointers:	3 (2x) // last at Illinois, 12/14/24
Free Throws:	8 // at Illinois, 12/14/24
Minutes:	36:42 // vs. Florida, 2/1/25

CAREER HIGHS (includes two seasons at USC Upstate)

Points:	28 // vs. South Carolina St., 12/10/22
Rebounds:	7 (7x) // last vs. Georgia, 1/15/25
Assists:	6 (3x) // last at Western Carolina, 12/3/22
Steals:	5 (4x) // last vs. Western Carolina, 12/17/24
Blocks:	3 (2x) // last vs. Presbyterian, 1/18/23
Field Goals:	9 (3x) // last vs. Gard.-Webb, 3/3/23
3-Pointers:	5 // at Charl. Southern, 12/31/22
Free Throws:	8 (4x) // last at Illinois, 12/14/24
Minutes:	43:42 // vs. South Carolina St., 12/10/22

SEC HIGHS

Points:	19 // vs. Georgia, 1/15/25
Rebounds:	7 // vs. Georgia, 1/15/25
Assists:	5 // vs. Florida, 2/1/25
Steals:	3 (4x) // last vs. Florida, 2/1/25
Blocks:	2 // vs. Mississippi State, 1/21/25
Field Goals:	6 (3x) // last vs. Georgia, 1/15/25
3-Pointers:	3 (2x) // last vs. LSU, 2/7/24
Free Throws:	6 // vs. Georgia, 1/15/25
Minutes:	36:42 // vs. Florida, 2/1/25

PRODUCTION TRACKER

	2024-25	Career
Scored 10+ Points	13	73
Scored 15+ Points	7	47
Made Multiple 3-Pointers	10	66
Made 4+ 3-Pointers	--	11
Had 5+ Rebounds	6	21
Had 3+ Assists	6	35
Had 5+ Assists	1	7
Led the Vols in Steals	3	7
Had Multiple Steals	5	44
Had a Positive Assist/TO Ratio	14	54

CAREER STATS

	GP-GS	Min	Avg	FG-A	Pct	3FG-A	Pct	FT-A	Pct	Off-Def-Rebs	Avg	PF-FO	Ast	TO	Blk	Stl	Pts	Avg
2021-22*	32-32	1008	31.5	146-310	.471	74-150	.493	76-93	.817	10-113-123	3.8	92-3	69	65	16	39	442	13.8
2022-23*	32-29	1014	31.7	168-427	.393	70-203	.345	81-104	.779	7-73-80	2.5	71-0	74	85	10	62	487	15.2
2023-24	36-0	661	18.4	80-223	.359	39-134	.291	47-54	.870	17-45-62	1.7	55-0	44	31	7	31	246	6.8
2024-25	23-1	629	27.3	78-195	.400	31-94	.330	66-84	.786	22-54-76	3.3	47-1	43	23	13	25	253	11.0
TOTAL	123-62	3313	26.9	472-1155	.409	214-581	.368	270-335	.806	56-285-341	2.8	265-4	230	204	46	157	1428	11.6
TENN.	59-1	1290	21.9	158-418	.378	70-228	.307	113-138	.819	39-99-138	2.3	102-1	87	54	20	56	499	8.5
UPSTATE	64-61	2022	31.6	314-737	.426	144-353	.408	157-197	.797	17-186-203	3.2	163-3	143	150	26	101	929	14.5

* at USC Upstate

JORDANNGAINEY

Full bio can be found [HERE](#) on [UTsports.com](#)

HONORS

- 2022-23: First Team All-Big South ... Two-time Big South Player of the Week
- 2021-22: Second Team All-Big South ... Big South Freshman of the Year ... Big South All-Freshman Team ... Kyle Macy Award finalist ... Seven-time Big South Freshman of the Week

AS A SENIOR IN 2024-25

- Earned his first start at Tennessee in the win against No. 5/6 Florida (2/1/25) and finished with 16 points, a season-high five assists, four rebounds and a game-best three steals in a season-high 37 minutes.
- Logged his 11th double-digit scoring output of the season, eclipsing his total from 2023-24, with a 10-point showing in the victory against No. 14 Mississippi State (1/21/25), adding two assists and two blocks.
- Tallied a game-best 19 points, his second-most as a Volunteer, and tied a career high with seven rebounds in the victory over No. 23 Georgia (1/15/25), as well as made all six of his free throws.
- Registered 12 points and shot 2-of-5 from beyond the arc in the win at Texas (1/11/25).
- Totaled 10 points, three rebounds and three assists in the non-conference finale against Norfolk State (12/31/24).
- Posted 10 points, six rebounds and two blocks against Middle Tennessee State (12/23/24).
- Posted 17 points on 6-of-8 shooting, adding career-high-tying marks in steals (five) and blocks (two), versus Western Carolina (12/17/24).
- Dropped a game-best 23 points, his most as a Volunteer and his first time leading Tennessee in scoring, at Illinois (12/14/24), capping an 18-point second half with a buzzer-beating layup to win the game, plus shot 8-of-9 at the line to tie career highs in both categories.
- Posted 12 points and six rebounds in the win over Syracuse (12/3/24), shooting 5-of-6 from the field in the second half.
- Scored 16 points in the win over No. 13/14 Baylor (11/22/24) in the Baha Mar Championship title game, finishing 3-of-6 from deep and 7-of-8 at the line.
- Totaled 15 points against Austin Peay (11/17/24), shooting 4-7 from the floor and 6-of-8 at the line, plus added two assists and a steal.
- Stuffed the stat sheet in the triumph at Louisville (11/9/24), totaling nine points, four rebounds, four assists and two steals.
- Scored 16 points on 7-of-9 shooting, a new high in field goals made as a Volunteer, in the season opener against Gardner-Webb (11/4/24), adding three steals.

AS A JUNIOR IN 2023-24

- Among the six Volunteers to play in all 36 contests, competing in a reserve role in all of them.
- Ranked fifth on the team with 6.8 points per game, adding 1.7 rebounds, 1.2 assists and 0.9 steals in 18.4 minutes per outing.
- Shot 47-of-54 (87.0 percent) from the stripe to lead the team in free-throw clip, plus tied for fourth in made 3-pointers (43).
- Became the second Tennessee player in the last 18 seasons (2006-24) to shoot 87.0 percent from the line in a single campaign (min. 10 GP) on at least 1.5 attempts per game, joining Lamonte' Turner (2017-18).
- Connected on eight 3-pointers in his first three outings as a Volunteer, tying Kennedy Chandler (2021-22) and Brandon Wharton (1995-96) for the then-third-most in program history, trailing only the 10 by Chris Lofton (2004-05), Santiago Vescovi (2019-20) and now Chaz Lanier (2024-25).
- First—alone or with a teammate—player off the bench in 21 of his appearances.
- Led or co-led Tennessee in steals five times, co-fifth-most on the team, as well as in rebounding twice, assists once and blocks once.
- Scored in double digits in 10 outings and hit 15-plus in five of them, good for co-fifth and fifth on UT, respectively.
- Amassed multiple assists 14 times and multiple steals nine times, reaching three on five and two occasions, respectively.
- Hit multiple 3-pointers in 10 appearances, with three-plus five times, as well as twice grabbed at least four rebounds.

AS A SOPHOMORE AT USC UPSTATE IN 2022-23

- Ranked top-10 in the Big South in six statistical categories: steals (1st, 1.9 spg), scoring (5th, 15.1 ppg), free-throw percentage (6th, 78.4), field-goal percentage (7th, 39.6), 3-pointers made per game (7th, 2.23) and minutes played (31.7 mpg).
- Led the team in scoring (15.1 ppg) and steals (1.9 spg), while ranking second in assists (2.3 apg).
- During Big South play, averaged 13.8 points, 2.6 assists and 2.2 steals per game.

AS A FRESHMAN AT USC UPSTATE IN 2021-22

- Started all 32 contests and averaged 13.8 points and 3.8 rebounds over an average of 31.5 minutes per game.
- Shot a stellar 49.3 percent from 3-point range, making 74-of-150 attempts from beyond the arc.
- Also shot 47.1 percent (146-of-310) from the floor and 81.7 percent (76-of-93) from the free-throw line.
- Corralled 123 total rebounds for a season average of 3.8 per game.
- Totaled 69 assists, 39 steals and 16 blocked shots on the season.
- Pulled in a season-high seven rebounds on four occasions and dished out a season-high six assists twice.
- Recorded 25 double-figure scoring games, including five games with at least 20 points.
- Ended the season with five straight double-digit scoring games.

HIGH SCHOOL

- Spent a postgraduate year at South Kent School in Kent, Conn.
- In addition to basketball, also played on the golf team at South Kent.
- Initially, on 4/15/20, signed with Pima Community College in Tucson, Ariz., out of high school, before opting for a postgrad year.
- Helped lead Salpointe Catholic in Tucson to a 30-1 record and its first 4A state championship as a senior in 2019-20.
- In two years at Salpointe Catholic, totaled 670 points.
- As a freshman at Franklin High School in Franklin, Wis., played slot receiver on the football team.

PERSONAL

- Born June 26, 2002, in Cary, N.C., as Jordan Dewaine Gainney.
- Parents are Justin and Courtney Gainney.
- Father was a point guard at NC State from 1996-2000 and is now Tennessee's associate head coach.
- Has two younger brothers, Jayson and Jaxson.
- Enrolled in the agricultural leadership, education & communications graduate program at Tennessee after earning a bachelor's degree in communication studies from UT in December 2024.
- Second player in Tennessee history from the state of Arizona, joining Vegas Davis (1996-2000).
- Wore No. 11 at USC Upstate, switched to No. 2 his first year at UT and went back to No. 11 for his final campaign.
- Owns a standing reach of just under 8-4, plus increased his standing vertical jump by 3.54 inches and added 14.5 pounds during his first offseason at Tennessee.
- Recipient of the Ray & Dana Mears Athletic Scholarship Endowment.

23 GRANT HURST

R-JR Guard | 6-2 | 208 | Recreation & Sport Management
Cleveland, Tenn. | UT Martin | Cleveland

SEASON HIGHS

Points:	4 // vs. Syracuse, 12/3/24
Rebounds:	1 // vs. Austin Peay, 11/17/24
Assists:	1 // vs. Western Carolina, 12/17/24
Steals:	1 // vs. Austin Peay, 11/17/24
Blocks:	-- // --
Field Goals:	2 // vs. Syracuse, 12/3/24
3-Pointers:	-- // --
Free Throws:	-- // --
Minutes:	2:10 // vs. Western Carolina, 12/17/24

CAREER HIGHS (includes one season at UT Martin)

Points:	9 // at Belmont, 1/29/22
Rebounds:	4 // vs. Carver College, 11/24/21
Assists:	4 (2x) // last vs. SE Missouri, 2/3/22
Steals:	2 (3x) // last at Belmont, 1/29/22
Blocks:	1 // at Murray State, 1/22/22
Field Goals:	4 // at Belmont, 1/29/22
3-Pointers:	1 (2x) // last at Belmont, 1/29/22
Free Throws:	1 (2x) // last at Tenn. Tech, 2/26/22
Minutes:	23:07 // vs. Carver College, 11/24/21

SEC HIGHS

Points:	-- // --
Rebounds:	1 // vs. Vanderbilt, 2/17/24
Assists:	-- // --
Steals:	1 // vs. Vanderbilt, 2/17/24
Blocks:	-- // --
Field Goals:	-- // --
3-Pointers:	-- // --
Free Throws:	-- // --
Minutes:	2:02 // vs. Vanderbilt, 2/17/24

PRODUCTION TRACKER

	2024-25	Career
Scored 5+ Points	--	2
Scored 10+ Points	--	--
Made a 3-Pointer	--	2
Had 3+ Rebounds	--	3
Had Multiple Offensive Rebounds	--	2
Had 3+ Assists	--	3
Had Multiple Steals	--	3
Had a Positive Assist/TO Ratio	1	7

CAREER STATS

	GP-GS	Min	Avg	FG-A	Pct	3FG-A	Pct	FT-A	Pct	Off-Def-Rebs	Avg	PF-FO	Ast	TO	Blk	Stl	Pts	Avg
2021-22*	23-0	230	10.0	8-30	.267	2-14	.143	2-7	.286	8-14-22	1.0	14-0	16	12	1	10	20	0.9
2022-23*	REDSHIRTED																	
2023-24	4-0	5	1.3	0-0	.000	0-0	.000	0-0	.000	0-1-1	0.3	1-0	0	2	0	0	0	0.0
2024-25	6-0	10	1.6	4-8	.500	0-3	.000	0-0	.000	0-1-1	0.2	2-0	1	1	0	1	8	1.3
TOTAL	33-0	246	7.5	12-38	.316	2-17	.118	2-7	.286	8-16-24	0.7	17-0	17	15	1	11	28	0.8
TENN.	10-0	15	1.5	4-8	.500	0-3	.000	0-0	.000	0-2-2	0.2	3-0	1	3	0	1	8	0.8
MARTIN	23-0	230	10.0	8-30	.267	2-14	.143	2-7	.286	8-14-22	1.0	14-0	16	12	1	10	20	0.9

* at UT Martin

@GRANT_HURST

Full bio can be found [HERE](#) on [UTsports.com](#)

AS A REDSHIRT JUNIOR IN 2024-25

- Recorded his first assist as a Volunteer in the triumph against Western Carolina (12/17/24).
- Made two field goals for the first time as a Volunteer in the victory against Syracuse (12/3/24), finishing with four points.
- Facing his former school, UT Martin (11/27/24), scored two points and connected on his lone field-goal attempt.
- Received two minutes of playing time versus Austin Peay (11/17/24) and recorded his first made field goal as a Volunteer.
- Made his season debut in the victory over Montana (11/13/24), playing the final 64 seconds of the contest.

AS A REDSHIRT SOPHOMORE IN 2023-24

- Participated in four contests during his first season on Rocky Top, plus provided valuable assistance on the scout team.
- Made his NCAA Tournament debut in the Round of 64 victory over Saint Peter's (3/21/24).
- Grabbed his first rebound as a Volunteer in the win versus Vanderbilt (2/17/24).
- Made his official Tennessee debut in UT's 80-42 season-opening victory over Tennessee Tech (11/6/23).

AS A SOPHOMORE IN 2022-23 AT UT MARTIN

- Did not compete and took a redshirt to retain eligibility.

AS A FRESHMAN IN 2021-22 AT UT MARTIN

- Appeared in 23 of 30 games, averaging 10.0 minutes per outing as the backup point guard.
- Compiled 22 rebounds, 20 points, 16 assists, 10 steals and one block in 230 total minutes of playing time.
- Dished out multiple assists four times, with four twice, as well as pulled down multiple rebounds in seven outings, notched multiple steals thrice and scored five-plus points twice.
- Notched 11 assists and just four turnovers, a 2.75 ratio, in 135 minutes of OVC play, across 13 appearances.
- Tied a season high with four assists in 22 minutes of court time against Southeast Missouri State (2/3/22).
- Scored a season-best nine points on 4-of-5 shooting at Belmont (1/29/22), adding two rebounds and a co-season-high two steals.
- Set or tied season highs in assists (four), steals (two) and minutes (23), as well as scored five points, versus Carver College.

HIGH SCHOOL

- Four-year letter winner at Cleveland High School helped his team to a 106-19 (.848) record during his career, including three Region 3-AAA championships and two state tournament appearances.
- Three-time all-region designee, including twice winning region MVP, and three-time all-district selection, who totaled 1,469 points to finish his career fifth in school history.
- Averaged 18.7 points, 6.0 rebounds and 5.0 assists per game as a senior and collected TSWA All-State accolades, en route to an appearance in the BCAT Tennessee All-Star Game.
- Scored 30-plus in his final two games, including posting 32 points and eight rebounds against Collierville in the TSSAA Class AAA state quarterfinals, and received All-State Tournament Team distinction.
- Hit two 3-pointers in the final minute of the TSSAA Class AAA section to lead his team to a 46-43 comeback win over Blackman.
- As a junior, aided his team to 29 straight wins, a No. 1 state ranking and a 33-1 final record, before the COVID-19 pandemic canceled the state tournament.
- Posted a 35-point triple-double against McMinn County during his sophomore campaign, during which the team went 23-4, earned a ranking of third in the state and, aided by his game-winning buzzer-beater, claimed the district title.
- Graduated from the same school as former NBA and Tennessee guard Vincent Yarbrough, a three-time All-SEC performer during his 1998-2002 career with the Volunteers.

PERSONAL

- Born June 28, 2002, in Knoxville, Tenn., as Grant Matthew Hurst.
- Parents are Matt Hurst, a banker, and Wendy Hurst, a teacher.
- Father scored 1,113 collegiate points, good for 10.5 per game, as an all-conference guard from 1993-96 at DII Mars Hill, at which he set single-game records that still stand for free throws made (23) and attempted (24) on 12/4/95 against Newberry.
- Mother, then Wendy Haneline, also earned all-conference accolades as a basketball player at Mars Hill.
- Has two younger sisters, Addison, a libero/defensive specialist on the South Alabama volleyball team, and Lauren, a Tennessee women's basketball signee in the class of 2025.
- Three direct relatives—uncle Brett Hurst, aunt Jamie Hurst and cousin Mallory Hurst—attended Tennessee.
- Interests outside of basketball include camping, fishing, hiking, hunting and going to the lake.
- Favorite athlete is LeBron James because he considers him the most dominant player of this generation.
- Chose Tennessee because he is a lifelong fan and it was an amazing opportunity to represent his home state.
- Improved his max bench press by 38 pounds during the offseason in advance of his redshirt junior season.

2 CHAZ LANIER

5th Guard | 6-5 | 207 | Agricultural Leadership (Graduate)
Nashville, Tenn. | North Florida | The Ensworth SchoolLast name pronounced: luh-NEER
Full bio can be found [HERE](#) on [UTsports.com](#)

SEASON HIGHS

Points:	29 // vs. Arkansas, 1/4/25
Rebounds:	7 (2x) // last at Florida, 1/7/25
Assists:	4 (2x) // last vs. Western Carolina, 12/17/24
Steals:	4 (2x) // vs. Western Carolina, 12/17/24
Blocks:	1 (2x) // last at Vanderbilt, 1/18/25
Field Goals:	10 (2x) // last vs. Arkansas, 1/4/25
3-Pointers:	7 // vs. Baylor, 11/22/24
Free Throws:	6 // vs. Syracuse, 12/3/24
Minutes:	37:14 // vs. Norfolk State, 12/31/24

CAREER HIGHS (includes four seasons at North Florida)

Points:	35 // vs. North Alabama, 2/8/24
Rebounds:	10 // vs. Northwestern St., 11/17/23
Assists:	5 (2x) // last vs. Coastal Ga., 11/6/23
Steals:	5 // vs. Ga. Southern, 12/9/23
Blocks:	2 (2x) // last at Austin Peay, 2/3/24
Field Goals:	11 (2x) // last vs. North Ala., 2/8/24
3-Pointers:	7 // vs. Baylor, 11/22/24
Free Throws:	11 // at Austin Peay, 2/3/24
Minutes:	48:29 // at Austin Peay, 2/3/24

SEC HIGHS

Points:	29 // vs. Arkansas, 1/4/25
Rebounds:	7 // at Florida, 1/7/25
Assists:	1 (3x) // last vs. Missouri, 2/5/25
Steals:	3 // at Florida, 1/7/25
Blocks:	1 // at Vanderbilt, 1/18/25
Field Goals:	10 // vs. Arkansas, 1/4/25
3-Pointers:	5 (3x) // last vs. Florida, 2/1/25
Free Throws:	4 // vs. Arkansas, 1/4/25
Minutes:	36:15 // vs. Florida, 2/1/25

PRODUCTION TRACKER

	2024-25	Career
Scored 10+ Points	21	58
Scored 20+ Points	8	23
Led the Vols in Scoring	15	15
Made Multiple 3-Pointers	20	60
Made 4+ 3-Pointers	12	27
Had 5+ Rebounds	4	31
Had 3+ Assists	2	20
Had Multiple Steals	7	20
Led the Vols in Steals	5	5
Had a Positive Assist/TO Ratio	7	51

CAREER STATS

	GP-GS	Min	Avg	FG-A	Pct	3FG-A	Pct	FT-A	Pct	Off-Def-Rebs	Avg	PF-FO	Ast	TO	Blk	Stl	Pts	Avg
2020-21*	10-1	91	9.1	6-16	.375	3-10	.300	2-3	.667	0-7-7	0.7	4-0	6	3	0	3	17	1.7
2021-22*	31-8	651	21.0	44-106	.415	17-56	.304	33-41	.805	24-59-83	2.7	31-0	35	15	7	23	138	4.5
2022-23*	31-9	612	19.7	54-119	.454	27-69	.391	10-10	1.000	15-61-76	2.5	34-1	28	16	5	11	145	4.7
2023-24*	32-31	1068	33.4	214-420	.510	106-241	.440	95-108	.880	22-130-152	4.8	48-1	57	52	9	30	629	19.7
2024-25	23-23	702	30.5	139-337	.412	81-192	.422	44-55	.800	11-66-77	3.3	35-1	23	26	2	24	403	17.5
TOTAL	127-72	3124	24.6	457-998	.458	234-568	.412	184-217	.848	72-323-395	3.1	152-3	149	112	23	91	1332	10.5
UNF	104-49	2422	23.3	318-661	.481	153-376	.407	140-162	.864	318	3.1	117-2	127	86	21	67	929	8.9

* at North Florida

@SWAGGYCHAZ

HONORS

- 2024-25: USBWA Oscar Robertson Trophy Midseason Watch List ... Wooden Award Midseason Top 25 Watch List ... The Athletic Midseason Second Team All-American ... FOX Sports Midseason Second Team All-American ... The Sporting News Midseason Third Team All-American ... Jerry West Award Midseason Top 10 List & Preseason Top 20 Watch List ... College Hoops Today Early Season Second Team All-American ... Two-time USBWA Oscar Robertson National Player of the Week (11/26/24, 1/7/25) ... Lute Olson National Player of the Week (11/25/24) ... AP National Player of the Week (1/7/25) ... Two-time SEC Player of the Week (11/25/24, 1/6/25) ... Baha Mar Championship MVP
- 2023-24: First Team All-ASUN ... NABC First Team All-District 3 ... ASUN All-Academic Team ... Three-time ASUN Player of the Week ... CSC Academic All-District Team

AS A FIFTH-YEAR IN 2024-25

- Recorded a game-best 19 points in the victory against No. 5/6 Florida (2/1/25), shooting 5-of-9 from 3-point range and grabbing five rebounds.
- Scored a game-leading 23 points and hit five 3-pointers in the triumph over No. 14 Mississippi State (1/21/25).
- Playing in his hometown of Nashville, scored a team-high 17 points and went 4-of-6 from 3-point range at Vanderbilt (1/18/25).
- Had a season-best 29 points in the win over No. 23/RV Arkansas (1/4/25), going 10-of-20 overall, 5-of-9 from deep and 4-of-4 at the line.
- Had a game-high 24 points and hit six 3-pointers versus Norfolk State (12/31/24), adding two assists, two steals and his first block as a Vol.
- Led the Volunteers with 23 points versus Middle Tennessee State (12/23/24), shooting 5-of-10 from 3-point range and notching two steals.
- Totalled 19 points against Western Carolina (12/17/24), while setting or tying season highs in rebounds (seven), assists (four) and steals (four).
- Led all scorers with 22 points, his fourth 20-point showing in a four-game span, in the Jimmy V Classic win over Miami (12/10/24).
- Had 26 points, four rebounds and two assists in the win against Syracuse (12/3/24), his third showing of 25-plus points in a four-game span.
- Scored 25 points in the victory against No. 13/14 Baylor (11/22/24) in the Baha Mar Championship final, notching all of his points in a first half during which he shot 9-of-13 overall and 7-of-8 from 3-point range, setting a career high in made 3-pointers and tying the fifth-highest single-game mark in program history after opening 5-of-5 from long range in the first four minutes alone.
- Poured in 26 points, including 18 in the second half, and shot 6-of-12 from deep against Virginia (11/21/24) to begin the Baha Mar Championship, as well as eclipsed 1,000 career points in the win.
- Had 13 points and four assists, the latter one shy of his career high, versus Montana (11/13/24), shooting 5-of-8, including 3-of-5 from deep.
- Scored a co-game-high 19 points in the victory at Louisville (11/9/24), shooting 3-of-6 from deep and making both his free throws.
- Began his UT career with 18 points on 7-of-12 shooting, including a 4-of-6 clip from deep, in the opener versus Gardner-Webb (11/4/24).

AS A SENIOR IN 2023-24 AT NORTH FLORIDA

- Among four Ospreys to play in all 32 games, starting 31 to tie for second on the team.
- Averaged 19.7 points, 4.8 rebounds, 1.8 assists and 0.9 steals in 33.4 minutes per game.
- Shot 51.0 percent overall, 44.0 percent from deep (on 7.5 attempts per game) and 88.0 percent at the line, including surpassing the elite 50/40/90 line in league play with 53.2, 45.2 and 90.5 percent respective ledgers.
- Finished his North Florida career second in free-throw percentage (min. 75 FTM) with an 86.4 percent mark and fifth (third in DI era) in 3-point percentage (min. 30 3PM) with a 40.7 percent tally.
- Placed third on the program's single-season leaderboard for points (629), made 3-pointers (106) and free-throw percentage (min. 50 FTM), plus fourth (third in DI era) in made field goals (214) and fifth (third in DI era) in scoring average (min. 15 GP).
- Also finished seventh (fifth in DI era) on North Florida's single-season list in 3-point percentage (min. 20 3PM), ninth in minutes (1,066), No. 14 (No. 10 in DI era) in minutes average.
- Tied for the 10th-most points (co-seventh in DI era) in a game by an Osprey (35), as well as twice tied for No. 15 (co-No. 12 in DI era).
- Matched the fifth-highest single-game steal total (five) ever by an Osprey, plus the 10th-highest made free-throw total (11).
- Paced the Ospreys in scoring, 3-point percentage, free-throw percentage, minutes, made field goals, made 3-pointers, made free throws (95) and free-throw attempts (108).
- Finished second on the team in rebounding, steals average and field-goal percentage, as well as third in assists average.
- Became the second Osprey to earn NABC First Team All-District accolades, joining Dallas Moore (2015-16 and 2016-17).
- Third player in program history to win Atlantic Sun Player of the Week three times in a season and fifth to do so in even a full career.
- Tied for No. 20 nationally in 30-point games (four) and for No. 32 in 25-point performances (eight), finishing second in the Atlantic Sun in both categories, despite playing only 32 games.
- Connected on multiple 3-pointers 26 times, with three-plus on 23 occasions to tie three others for fourth nationally behind only Tyler Thomas of Hofstra (27 in 33 GP), R.J. Davis of North Carolina (24 in 37 GP) and Jack Gohlke of Oakland (24 in 36 GP).
- Only DI player to amass a 50/43/87 shooting line while tallying at least 1.5 attempts per game in each category.
- Lone player in the country to shoot at least 43.0 percent beyond the arc with at least 3.3 makes and/or 7.0 attempts per contest.
- Tied five others for sixth in DI with four-plus made 3-pointers in 15 outings, reaching five-plus in eight games and making six twice.
- Placed fifth in DI in 3-point percentage, eighth in 3-point makes per game (3.31), co-No. 19 in total made 3-pointers, No. 33 in free-throw percentage and No. 42 in scoring.
- Per KenPom, placed No. 13 nationally in true shooting percentage (66.3) and No. 26 in effective field goal percentage (62.9).
- Led the Atlantic Sun in 3-point percentage and 3-pointers per game, placing second in scoring average, total points and free-throw clip.
- Ranked third in the league in total made field goals and total made 3-pointers, sixth in field-goal percentage and minutes average, seventh in total minutes, No. 11 in made free throws and No. 13 in free-throw attempts (108).
- Scored 371 points in conference play, 42 more than the second-place finisher, who averaged 2.6 points per game fewer.
- In league-only action, paced the Atlantic Sun in scoring (23.2), free-throw percentage (90.5), free-throw clip (45.2), 3-point makes per game (3.50), total made 3-pointers (56), total made field goals (124), minutes average (36.9) and total minutes (590).
- Ranked seventh both field-goal percentage (53.2) and made free throws (67), plus ninth in free-throw attempts (74), in league play.
- Scored in double figures in 31 of 32 outings, with 15-plus points 23 times, 20-plus 15 times, 25-plus eight times and 30-plus four times.
- Scored 16-plus points in three of his five outings, all of which came on the road, versus Power Six foes.
- Listed as the most efficient offensive player in the country (min. 15 possessions per game) by Synergy Sports.
- Had an 11-game span from 1/12/24 to 2/16/24 during which he averaged 25.9 points per contest, shooting 54.9 percent (96-of-175) from the floor, 47.2 percent (42-of-89) from deep and 91.1 percent (51-of-56) at the line.
- One of three players in the last four seasons (2020-24) to shoot 43.0 percent from deep on at least 7.5 attempts per game, alongside two fellow first team all-league picks, Kansas State's Nijel Pack (2021-22) and Howard's Kyle Foster (2021-22).
- Among three players in the last 16 years (2008-24) to average at least 19.0 points per game on a 50/43/87 shooting line, alongside a pair of consensus First Team All-Americans, Oklahoma's Buddy Hield (2015-16) and Creighton's Doug McDermott (2012-13).

AS A JUNIOR IN 2022-23 AT NORTH FLORIDA

- Competed in all 31 games, one of five players to do so, and earned nine starting nods, including in each of the first eight affairs.
- Averaged 4.7 points, 2.5 rebounds and 0.9 assists in 19.7 minutes per game, plus made all 10 of his free-throw attempts.
- Ranked second on the team in 3-point percentage (39.1), fourth in field-goal percentage (45.4) and fifth in made 3-pointers (27).
- First—alone or with a teammate—player off the bench in 20 of his 22 reserve appearances.
- Registered three double-digit scoring performances, all within a five-game stretch to end the year during which he averaged 10.6 points per outing and made multiple 3-pointers in each one.
- Logged multiple assists and hit multiple 3-pointers eight times apiece, while compiling five-plus rebounds thrice.

Information from Lanier's sophomore (2021-22) and freshman (2020-21) seasons at North Florida can be found [HERE](#) on his website bio.

HIGH SCHOOL

- Averaged 22.8 ppg, 6.1 rpg and 3.7 apg as a senior, shooting 56.9 percent from the floor and 45.3 percent (77-of-170) beyond the arc.
- Served as a team captain and helped his team reach the state quarterfinals for the second year in a row.
- Named a finalist for Tennessee Division II-AA Mr. Basketball honors, alongside future UT guards Kennedy Chandler and B.J. Edwards.
- A *The Tennessee* First Team All-Midstate pick, as well as DII-AA First Team All-State choice by both the TSWA and *The Tennessee*.
- Late-bloomer, who stood 5-6 as a freshman and was 5-10 as a junior until a growth spurt late in the year, played three seasons at the varsity level, but did not start regularly until his senior campaign, after which he held scholarship offers from only Campbell and North Florida.
- Former Tennessee guard Jordan Bone, a 2019 NBA Draft choice, is among the notable Ensworth alumni, as are several NFL players, including Corn Elder and Super Bowl LVI champion Bryce Hopkins, while current Ole Miss forward Malik Dia was his teammate in 2019-20.

PERSONAL

- Born Dec. 19, 2001, in Nashville, Tenn., as Chaz Harrison Lanier.
- Parents are Thomas Lanier, a FedEx freight manager, and Stacey Lanier, a therapist, while he also has an older brother, Trey.
- Parents played college basketball, with father scoring 1,247 points at Lipscomb from 1992-96 and mother playing at Alcorn State in 1988-89.
- Earned a bachelor's degree in sport management from North Florida in May 2024 and lists interests as camping, hiking, music and swimming.
- Favorite athlete is LeBron James because of his longevity and the way he carries himself.
- Best sports memory is scoring 33 points, then a career high, in a road win at Bellarmine on 1/25/24.
- Committed to Tennessee over BYU and Kentucky, among many other offers.
- Chose Tennessee to win, join a family culture and be pushed to his limits to become the best version of himself.
- Recipient of the Estep Athletic Scholarship.

15 JAHMAI MASHACK

SR Guard | 6-4 | 202 | Psychology (graduated)
Fontana, Calif. | Etiwanda



SEASON HIGHS

Points:	11 // vs. Georgia, 1/15/25
Rebounds:	8 // vs. Florida, 2/1/25
Assists:	4 (2x) // last vs. Florida, 2/1/25
Steals:	5 // vs. Western Carolina, 12/17/24
Blocks:	2 (2x) // last vs. Georgia, 1/15/25
Field Goals:	5 // vs. Georgia, 1/15/25
3-Pointers:	2 (2x) // last vs. Mississippi State, 1/21/25
Free Throws:	8 // vs. Austin Peay, 11/17/24
Minutes:	37:24 // vs. Miami, 12/10/24

CAREER HIGHS

Points:	16 // at Kentucky, 2/18/23
Rebounds:	8 (3x) // last vs. Florida, 2/1/25
Assists:	5 (2x) // last vs. Arkansas, 2/28/23
Steals:	5 // vs. Western Carolina, 12/17/24
Blocks:	2 (7x) // last vs. Georgia, 1/15/25
Field Goals:	7 // at Kentucky, 2/18/23
3-Pointers:	2 (6x) // last vs. Mississippi State, 1/21/25
Free Throws:	8 // vs. Austin Peay, 11/17/24
Minutes:	37:24 // vs. Miami, 12/10/24

SEC HIGHS

Points:	16 // at Kentucky, 2/18/23
Rebounds:	8 (2x) // last vs. Florida, 2/1/25
Assists:	5 // vs. Arkansas, 2/28/23
Steals:	4 (2x) // last vs. Arkansas, 2/28/23
Blocks:	2 (2x) // last vs. Georgia, 1/15/25
Field Goals:	7 // at Kentucky, 2/18/23
3-Pointers:	2 (4x) // last vs. Mississippi State, 1/21/25
Free Throws:	4 // vs. Arkansas, 2/28/23
Minutes:	36:14 // vs. Florida, 2/1/25

PRODUCTION TRACKER

	2024-25	Career
Scored 5+ Points	17	46
Scored 10+ Points	4	13
Made Multiple 3-Pointers	2	6
Had 5+ Rebounds	8	21
Had Multiple Offensive Rebounds	8	36
Had Multiple Assists	10	39
Led the Vols in Assists	1	6
Had Multiple Steals	13	40
Led the Vols in Steals	11	26
Had a Positive Assist/TO Ratio	10	39

CAREER STATS

	GP-GS	Min	Avg	FG-A	Pct	3FG-A	Pct	FT-A	Pct	Off-Def-Rebs	Avg	PF-FO	Ast	TO	Blk	Stl	Pts	Avg
2021-22	27-0	120	4.4	7-17	.412	1-3	.333	4-9	.444	11-9-20	0.7	21-0	8	9	2	11	19	0.7
2022-23	36-13	653	18.1	63-150	.420	11-35	.314	33-57	.579	42-43-85	2.4	65-2	55	46	10	51	170	4.7
2023-24	36-8	644	17.9	56-125	.448	14-39	.359	36-50	.720	51-60-111	3.1	78-1	46	22	11	30	162	4.5
2024-25	23-23	642	27.9	48-102	.471	11-32	.344	31-41	.756	26-63-89	3.9	52-0	32	21	15	43	138	6.0
TOTAL	122-44	2059	16.9	174-394	.442	37-109	.339	104-157	.662	130-175-305	2.5	216-3	141	98	38	135	489	4.0



Last name pronounced: Juh-MY MAY-Shack
Full bio can be found [HERE](#) on [UTsports.com](#)

HONORS

- 2024-25: Naismith Defensive Player of the Year Watch List ... Baha Mar Championship All-Tournament Team
- 2023-24: SEC Community Service Team
- 2022-23: CSC Academic All-District

AS A SENIOR IN 2024-25

- Amassed eight points, a co-career-high eight rebounds, a season-high-tying four assists and two steals in the victory over No. 5/6 Florida (2/1/25).
- Registered 10 points, three rebounds, three assists in the victory over No. 14 Mississippi State (1/21/25), connecting on both his 3-point attempts.
- Scored a season-high 11 points on a perfect 5-of-5 field-goal clip, becoming the fifth Tennessee guard in the 20 seasons (2005-25) to make five-plus shots in a game without a miss, in the win against No. 23 Georgia (1/15/25), plus tied a career high with two blocks.
- Logged a career-best five steals versus Western Carolina (12/17/24) and finished a career-high plus-45 in his 30 minutes of action.
- Turned in a stellar all-around showing with seven points, five rebounds, a game-best three steals and two assists versus Miami (12/10/24) in the Jimmy V Classic, plus led UT in minutes (37:24) for the first time in his career.
- Filled the box score with seven points, six rebounds, a season-best four assists and one steal versus UT Martin (11/27/24), plus made all three of his free throws.
- Turned in an impressive all-around performance against Virginia (11/21/24) to open the Baha Mar Championship, posting seven points, five rebounds, a then-career-high-tying four steals, two blocks and one assist in the triumph, plus served as the primary defender on the Cavaliers' leading scorer, who had four points on 1-of-6 shooting.
- Stuffed the stat sheet with 10 points, three rebounds, two assists, two steals and one block against Austin Peay (11/17/24), finishing 8-of-10 at the stripe to set career highs in both makes and attempts.
- Totaled 10 points on a 2-of-4 long-range clip and a 4-of-4 free-throw mark in the season opener against Gardner-Webb (11/4/24), as well as tied a then-career high with four steals.
- Voted chair of the 2024-25 SEC MBB Leadership Council, his third straight year as Tennessee's representative.
- Appointed, for the second year in a row, to represent the SEC on the NCAA MBB Oversight Committee's (MBOC) Student-Athlete Engagement Group.

AS A JUNIOR IN 2023-24

- One of six Volunteers to appear in all 36 games, including starting the first six and final two of the season.
- Placed fifth on the team with 1.3 assists per contest, adding 4.5 points, 3.1 rebounds and 0.8 steals in 17.9 minutes per game.
- Shot 44.8 percent from the floor, fourth-best on the roster (min. 25 FGA), and 72.0 percent at the line.
- First—alone or with a teammate—player off the bench in 17 of 28 reserve appearances.
- Led or co-led Tennessee in steals seven times, fourth-most on the team, as well as in blocks six times, rebounds twice and assists once.
- Scored at least eight points in 11 contests, reaching double figures in three.
- Tallied five-plus rebounds six times and multiple assists 11 times, with four on four occasions.
- Notched multiple steals in nine contests, including in five of the first six of the 2024 calendar year, and thrice blocked multiple shots.

AS A SOPHOMORE IN 2022-23

- Appeared in all 36 games, with 13 starts, and averaged 4.7 points, 2.4 rebounds, 1.5 assists and 1.4 steals per game, as well as earned a reputation as one of the SEC's best perimeter defenders.
- Scored in double figures six times.
- Led the team in steals nine times, assists four times and blocks three times.
- Started all three of Tennessee's NCAA Tournament contests and averaged 6.7 points while shooting .500 from the field (7-of-14) in 25.3 minutes per game.

AS A FRESHMAN IN 2021-22

- Appeared in 27 games during his opening season, averaging 4.4 minutes off the bench.
- Eleven of his 20 rebounds came on the offensive end of the floor.

HIGH SCHOOL

- Enrolled at UT in late June so he could finish his senior high school season, as the state of California moved its 2020-21 season to the spring due to the COVID-19 pandemic.
- Ranked as high as No. 50 among nationwide prospects in the Class of 2021 by Rivals.com.
- Rated by ESPN as a four-star, top-80 prospect (fourth-rated prospect in the state of California).
- One of 10 players named to the 2021 Los Angeles Times' All-Star Boys' Basketball Team.
- Shared Baseline League Player of the Year honors with USC-bound Malik Thomas and became the first Etiwanda player to be named Cal-Hi Sports State Senior Player of the Year.
- Finished his high school career by leading Etiwanda (14-2) to the 2021 CIF Southern California Regional Open Division title on June 19, totaling 21 points, 10 rebounds, seven assists, four steals and two blocks in the championship game triumph over top-seeded San Diego Torrey Pines.
- Scored 20 points in Etiwanda's semifinal win over Sierra Canyon on June 17, 2021, helping the Eagles avenge a loss to Sierra Canyon earlier in the season.
- Recorded the first playoff triple-double in Etiwanda history during a victory over Ribet Academy in CIF Open Division pool play on May 28, 2021, logging 17 points, 13 rebounds, 11 assists, four blocks four steals.
- As a junior in 2019-20, aided the Eagles to the CIF Southern California Regional final and a 30-4 record.
- Garnered 2020 CalHiSports.com Second Team All-State acclaim and earned scholarship offers from several high-major programs during the summer of 2020.

PERSONAL

- Born Nov. 10, 2002, in Riverside, Calif., as Jahmai Mashack (no middle name).
- Parents are Elton Mashack and Meika Mashack.
- Father, a firefighter, played basketball at Loyola Marymount from 1997-01, scoring over 1,000 career points and earning First Team All-WCC honors as a senior.
- Mother ran track at UNLV before graduating from Cal and now serves as the CEO of Coaching Without Walls.
- Older brother, Kwesi Mashack, played cornerback for the Arizona football from 2014-17.
- Younger sister, Malika Mashack, is currently on the track & field team at UNLV.
- Plans to complete coursework toward another bachelor's degree after earning a degree in psychology, with a minor in sociology, from Tennessee in December 2024.
- Seventh player in Tennessee history from the state of California, including the first in a decade and the second, alongside Renaldo Woolridge (2008-12), to play for four seasons.
- Overcame Guillain-Barré syndrome as a child; hear him tell that story on [his episode of the OFWAF podcast](#).
- Possesses a wingspan upwards of 6-9 and a standing reach of 8-5, plus a max reverse band back squat (545 pounds) of 2.7 times his body weight.
- Recipient of the Randall Keith Nutt Athletic Scholarship Endowment.

7 IGOR MILIČIĆ JR.

SR Forward | 6-10 | 225 | Business Administration
Rovinj, Croatia | Charlotte | Virginia | ProGenius Ulm (Germany)



HONORS

- 2023-24: Third Team All-AAC

AS A SENIOR IN 2024-25

- Posted 21 points, 10 rebounds, a co-career-best five assists, four blocks and two steals in the victory over No. 15/16 Missouri (2/5/25), going 8-of-10 from the field, 2-of-3 from deep and 3-of-4 at the line to become, per Stats Perform, the only DI (MBB or WBB), NBA or WNBA player this century to log 20/10/5/4/2 on a 75/50/75 shooting line.
- Did not play against No. 5/6 Florida (2/1/25) due to flu-like symptoms, his first missed game as a Volunteer.
- Tallied a game-best 19 points, a team-leading nine rebounds and four steals against No. 12 Kentucky (1/28/25), logging that line for the second time this year after no Vol had did it since Grant Williams on 2/2/19, plus went 4-of-8 from deep to set a season high in makes.
- Registered 16 points at Vanderbilt (1/18/25), shooting 5-of-8 overall, 2-of-4 from deep and 4-of-4 at the line.
- Stuffed the stat sheet with nine points, nine rebounds (career-high seven offensive), three assists and a co-career-best three steals in the triumph versus No. 23 Georgia (1/15/25).
- In his first SEC action, a win over No. 23/RV Arkansas (1/5/24), became the fifth player—sixth occurrence—in the last 20 seasons (2005-25) to post 13 points, 18 boards and five assists in a contest, including the first to do so in league play, with the rebound total a career high and the most by a Volunteer since Jarell Stokes on 3/23/14, plus the five assists a co-career best.
- Put up seven points, a game-high 12 rebounds, two assists and one block against Middle Tennessee State (12/23/24).
- Totaled seven points and a game-best 14 rebounds, a season high and the then-co-second-most of his career, in a win at Illinois (12/14/24) during which he notched a steal that he turned into a go-ahead dunk with 1:32 left.
- Posted 16 points and a team-high nine rebounds versus Miami (12/10/24) in the Jimmy V Classic.
- Registered 11 points and a game-best 10 rebounds in the triumph over Syracuse (12/3/24), shooting 6-of-7 at the line to set season bests in makes and attempts.
- Recorded nine points and a then-season-best 13 rebounds against UT Martin (11/27/24), adding two blocks.
- Totaled 10 points in the win over No. 13/14 Baylor (11/22/24) to help the team win the Baha Mar Championship crown.
- Facing his former school, tallied 14 points, eight rebounds and three assists in a victory against Virginia (11/21/24) to start play at the Baha Mar Championship.
- Produced 23 points, nine rebounds, four assists and two blocks versus Austin Peay (11/17/24), becoming the third Volunteer in the last 20 seasons (2005-25) to record that line, alongside Admiral Schofield (1/29/19) and Grant Williams (11/21/18), plus shot 11-of-14 from the field to tie a career best in makes.
- Turned in an 18-point, 10-rebound double-double against Montana (11/13/24), adding a then-co-career-high three assists and two steals.

AS A JUNIOR IN 2023-24 AT CHARLOTTE

- One of two 49ers to appear in all 31 games, earning 30 starts to tie for second-most on the team.
- Averaged 12.8 points, 8.5 rebounds, 1.7 assists and 1.1 blocks in 32.1 minutes per game, while shooting 48.7 percent on field goals, 37.6 percent from deep and 81.8 percent at the line.
- Paced the team in rebounding, defensive rebounding (7.0), blocks, minutes, 3-point percentage, made 3-pointers (56) and free-throw percentage.
- Finished second in scoring and offensive rebounding (1.5), as well as third in assists, field-goal percentage, made field goals (130), made free throws (81), free-throw attempts (99), plus co-third in total steals (22).
- Amassed 10 double-doubles, eight more than all his teammates combined.
- One of three DI players to average at least 12.5 points and 8.0 rebounds per game on 48/37/81 shooting splits, alongside UT Martin's Jacob Crews (First Team All-OVC) and Boston College's Quinten Post (Second Team All-ACC).
- Per KenPom, placed No. 41 in defensive rebounding percentage (25.4) and No. 49 in true shooting percentage (63.7).
- Tied for No. 23 in the country in defensive rebounding average (7.0), placed No. 39 in total defensive rebounds (217) and tied for No. 58 in double-doubles.
- Finished second in the AAC in defensive rebounding average and total defensive rebounds (217), as well as fourth in rebounding average, total rebounds (262) and double-digit rebounding performances (12), while tying for fourth in double-doubles.
- Placed sixth in the league in free-throw percentage, ninth in blocks average and total blocks (35), No. 10 in 3-point percentage and No. 15 in both field-goal percentage and minutes average.
- In league-only action, finished third in defensive rebounding average (6.4) and total defensive rebounds (115), seventh in rebounding average (7.9) and total rebounds (142), ninth in blocks average (1.1) and total blocks (20), No. 11 in 3-point percentage (37.6), No. 14 in minutes average (33.2), co-No. 14 in total minutes (598) and co-No. 15 in made 3-pointers per game (1.9).
- Led Charlotte in games with five-plus (27), 10-plus (12) and 13-plus (five) rebounds, as well as in outings with two-plus (17) and four-plus (two) made 3-pointers.
- Finished second on the team in outings with 10-plus (20), 15-plus (12) and 22-plus (three) points, as well as in multiple-block contests (six), while ranking first in showings with four-plus blocks (three).

AS A SOHOMORE IN 2022-23 AT CHARLOTTE

- Played in 35 of 36 contests, missing one due to illness, and garnered 22 starting opportunities.
- Averaged 7.7 points and 4.1 rebounds in 21.4 minutes per game, shooting 47.6 percent from the field, 33.6 percent beyond the arc and 77.5 percent at the stripe.
- Placed second on the team in total blocks (17), third in total rebounding, co-third in total offensive rebounds (28), fourth in scoring and co-fourth in total steals (22).
- Logged one double-double, becoming the first 49er in nearly nine years—the last was Shawn Lester on 1/30/14—to post at least 20 points and 10 rebounds in under 31 minutes of action.
- Amassed 10 double-digit scoring performances, with 16-plus thrice and 20 once.
- Grabbed at least five rebounds on 17 occasions, with seven-plus five times and 11 twice.
- Hit three-plus 3-pointers seven times, multiple steals six times, multiple assists four times and two blocks thrice.
- Posted the second-best single-game field-goal percentage (min. 5 FGA) by a 49er with an 87.5 clip (7-of-8).

AS A FRESHMAN IN 2021-22 AT VIRGINIA

- Played in 16 games, averaging 2.1 points in 6.3 minutes per contest.
- Totaled 33 points, 15 rebounds and five blocks in 100 minutes, shooting 36.4 percent (8-of-22) from 3-point range.
- Grabbed multiple rebounds in five outings, twice scored nine-plus points and twice hit multiple 3-pointers.

HIGH SCHOOL

- Attended ProGenius Ulm while competing for Orange Academy Ratiopharm, a ProA team in Germany.
- Averaged 13.3 points, 5.2 rebounds and 1.8 assists per game across 21 outings in 2020-21, shooting 44.7 percent from the floor and 33.3 percent beyond the arc.
- Also played three games for Ratiopharm Ulm, a Bundesliga (BBL) team, that same year.
- Played with Spurs guard Jeremy Sochan, a top-10 NBA pick in 2022, for Orange Academy Ratiopharm in 2020-21.
- Debuted for the Polish National Team in Feb. 2020 during FIBA EuroBasket qualifying competition.

PERSONAL

- Born Aug. 27, 2002, in Pula, Croatia, as Igor Miličić Jr., and also holds Polish citizenship.
- Parents are Igor Miličić Sr., and Barbara Miličić, while he also has two younger brothers, Zoran and Teo.
- Father played professional basketball for 20 years, 1993-2013, winning three Polish Cups and one Belgian Cup, plus claiming the Polish League assists title in 2011.
- Father, who has coached professionally since 2014 and won two more Polish Cups, has served as the head coach of the Polish National Team since Oct. 2021 and was most recently also the head coach of GeVi Napoli Basket, a Serie A team he led to the 2023-24 Italian Cup title, from June 2023 to Nov. 2024.
- Interests outside of basketball include going to the beach and hanging out with friends.
- Favorite athlete is Kobe Bryant because of his mentality.
- Best sports memory is winning the U-16 Polish championship in 2018.
- Committed to Tennessee over Baylor, BYU, Clemson and Nebraska.
- Chose Tennessee because of Rick Barnes, the program's success putting players in the NBA, the great culture and the opportunity to win games in the NCAA Tournament.
- First player in Tennessee history from Croatia and, after wearing No. 24 his initial three years, first to wear No. 7.
- Wears his socks inside-out for games and possesses a standing reach just shy of 9-0.
- Recipient of the Holland Family Athletic Scholarship.

Name pronounced: EE-gore MILL-ih-chich
Full bio can be found [HERE](#) on [UTsports.com](#)



SEASON HIGHS

Points:	23 // vs. Austin Peay, 11/17/24
Rebounds:	18 // vs. Arkansas, 1/4/25
Assists:	5 (3x) // last vs. Missouri, 2/5/25
Steals:	3 // vs. Georgia, 1/15/25
Blocks:	4 // vs. Missouri, 2/5/25
Field Goals:	11 // vs. Austin Peay, 11/17/24
3-Pointers:	4 // vs. Kentucky, 1/28/25
Free Throws:	6 // vs. Syracuse, 12/3/24
Minutes:	36:58 // at Illinois, 12/14/24

CAREER HIGHS (includes three seasons at Charlotte/Virginia)

Points:	26 // vs. Rice, 3/6/24
Rebounds:	18 // vs. Arkansas, 1/4/25
Assists:	5 (4x) // last vs. Missouri, 2/5/25
Steals:	3 (4x) // last vs. Georgia, 1/15/25
Blocks:	5 // vs. East Carolina, 2/3/24
Field Goals:	11 // vs. Austin Peay, 11/17/24
3-Pointers:	5 // vs. Davidson, 11/29/23
Free Throws:	8 (2x) // last vs. Rice, 3/6/24
Minutes:	44:00 // vs. UCF (N), 11/20/23

SEC HIGHS

Points:	21 // vs. Missouri, 2/5/25
Rebounds:	18 // vs. Arkansas, 1/4/25
Assists:	5 (2x) // last vs. Missouri, 2/5/25
Steals:	3 // vs. Georgia, 1/15/25
Blocks:	4 // vs. Missouri, 2/5/25
Field Goals:	8 // vs. Missouri, 2/5/25
3-Pointers:	4 // vs. Kentucky, 1/28/25
Free Throws:	4 // at Vanderbilt, 1/18/25
Minutes:	36:06 // vs. Arkansas, 1/4/25

PRODUCTION TRACKER

	2024-25	Career
Scored 10+ Points	10	41
Scored 15+ Points	6	21
Led the Vols in Scoring	4	4
Had 5+ Rebounds	18	62
Had 10+ Rebounds	8	22
Led the Vols in Rebounding	15	15
Had a Double-Double	4	15
Made Multiple 3-Pointers	7	34
Had Multiple Blocks	4	13
Had Multiple Steals	4	17

CAREER STATS

	GP-GS	Min	Avg	FG-A	Pct	3FG-A	Pct	FT-A	Pct	Off-Def-Rebs	Avg	PF-FO	Ast	TO	Blk	Stl	Pts	Avg
2021-22*	16-0	100	6.3	11-29	.379	8-22	.364	3-6	.500	3-12-15	0.9	2-0	3	3	5	4	33	2.1
2022-23*	35-22	748	21.4	98-206	.476	41-122	.336	31-40	.775	28-117-145	4.1	56-0	21	45	17	22	268	7.7
2023-24*	31-30	998	32.1	130-267	.487	56-149	.376	81-99	.818	45-217-262	8.5	77-1	53	61	35	22	397	12.8
2024-25	22-22	597	27.1	85-177	.480	23-77	.299	46-59	.780	51-129-180	8.2	55-1	49	32	17	17	239	10.9
TOTAL	104-74	2444	23.5	324-679	.477	128-370	.346	161-204	.789	127-475-602	5.8	190-2	126	141	74	65	937	9.0
CHAR.	66-52	1747	26.5	228-473	.482	97-271	.358	112-139	.806	73-334-407	6.2	133-1	74	106	52	44	665	10.1

* at Virginia

^ at Charlotte

34 FELIX OKPARA

JR Forward | 6-11 | 235 | Retail & Merchandising Management
Lagos, Nigeria | Ohio State | Link Academy (Mo.)Last name pronounced: ock-PAR-uh
Full bio can be found [HERE](#) on [UTsports.com](#)

SEASON HIGHS

Points:	16 // at Vanderbilt, 1/18/25
Rebounds:	12 // vs. Mississippi State, 1/21/25
Assists:	2 // at Texas, 1/11/25
Steals:	1 (4x) // last at Auburn, 1/25/25
Blocks:	4 (2x) // last at Vanderbilt, 1/18/25
Field Goals:	7 // at Vanderbilt, 1/18/25
3-Pointers:	1 // vs. Mississippi State, 1/21/25
Free Throws:	4 (4x) // last vs. Missouri, 2/5/25
Minutes:	35:37 // at Auburn, 1/25/25

CAREER HIGHS (includes two seasons at Ohio State)

Points:	16 (2x) // last at Vanderbilt, 1/18/25
Rebounds:	15 // at Indiana, 1/6/24
Assists:	2 (7x) // last at Texas, 1/11/25
Steals:	4 // vs. North Carolina (N), 12/17/22
Blocks:	5 (4x) // last at Michigan, 1/15/24
Field Goals:	7 (2x) // last at Vanderbilt, 1/18/25
3-Pointers:	1 (2x) // last vs. Mississippi State, 1/21/25
Free Throws:	4 (5x) // last vs. Missouri, 2/5/25
Minutes:	35:37 // at Auburn, 1/25/25

SEC HIGHS

Points:	16 // at Vanderbilt, 1/18/25
Rebounds:	12 // vs. Mississippi State, 1/21/25
Assists:	2 // at Texas, 1/11/25
Steals:	1 (2x) // last at Auburn, 1/25/25
Blocks:	4 // at Vanderbilt, 1/18/25
Field Goals:	7 // at Vanderbilt, 1/18/25
3-Pointers:	1 // vs. Mississippi State, 1/21/25
Free Throws:	4 (3x) // last vs. Missouri, 2/5/25
Minutes:	35:37 // at Auburn, 1/25/25

PRODUCTION TRACKER

	2024-25	Career
Scored 10+ Points	9	21
Scored 15+ Points	1	2
Led the Vols in Scoring	--	--
Had 5+ Rebounds	17	49
Had 10+ Rebounds	2	9
Led the Vols in Rebounding	6	6
Had 3+ Offensive Rebounds	12	32
Had a Double-Double	1	3
Had Multiple Blocks	12	49
Led the Vols in Blocks	13	13

CAREER STATS

	GP-GS	Min	Avg	FG-A	Pct	3FG-A	Pct	FT-A	Pct	Off-Def-Rebs	Avg	PF-FO	Ast	TO	Blk	Stl	Pts	Avg
2022-23*	35-11	541	15.5	61-104	.587	1-5	.200	16-26	.615	47-80-127	3.6	61-2	9	18	44	14	139	4.0
2023-24*	35-34	824	23.5	99-169	.586	0-6	.000	33-56	.589	79-145-224	6.4	100-5	18	34	83	14	231	6.6
2024-25	23-23	556	24.2	71-119	.597	1-1	1.000	32-47	.681	61-90-151	6.6	49-0	9	26	41	4	175	7.6
TOTAL	93-68	1921	20.7	231-392	.589	2-12	.167	81-129	.628	187-315-502	5.4	210-7	36	78	168	32	545	5.9
OSU	70-45	1365	19.5	160-273	.586	1-11	.091	49-82	.598	126-225-351	5.0	161-7	27	52	127	28	370	5.3

* at Ohio State

AS A JUNIOR IN 2024-25

- Recorded 12 points, six rebounds, three blocks and a 4-of-5 free throw clip, tying a career best in makes, in the win over No. 15/16 Missouri (2/5/25).
- Posted 10 points, a co-team-high eight rebounds and two blocks in the win over No. 5/6 Florida (2/1/24), shooting 4-of-5 from the floor and making both his free throws.
- Totalled six points, a team-high nine rebounds, a team-best two blocks, one assist and one steal at top-ranked Auburn (1/25/25).
- Compiled nine points and a season-best 12 rebounds in a season-high 32 minutes of action in the win over No. 14 Mississippi State (1/21/25), plus tied a career high in made free throws with a 4-of-5 mark.
- Tied a career high with 16 points by shooting 7-of-7 from the floor, including throwing down five alley-oop dunks, at Vanderbilt (1/18/25) to become the third Volunteer in the last 17 seasons (2008-25) to hit seven-plus field goals without a miss, as well as the first person from any school to do so in an SEC road game in over a year, adding a season-high four blocks to his line.
- Compiled seven points, a game-best nine rebounds and a game-leading three blocks, the latter all in the last 10 minutes, in the triumph at Texas (1/11/25), adding multiple assists for the first time as a Volunteer.
- Had eight points, seven boards and a game-high three blocks at eighth-ranked Florida (1/7/25) in his first SEC road outing.
- In his first SEC contest, scored 10 points in the victory over No. 23/RV Arkansas (1/4/25).
- Scored 12 points on 4-of-5 shooting, converting a quartet of dunks, versus Middle Tennessee State (12/23/24).
- Turned in a nine-point, nine-rebound showing against Western Carolina (12/17/24), grabbing six boards on the offensive end.
- Put up his first double-double as a Volunteer with 10 points on 5-of-6 shooting and then-season-best 10 rebounds versus UT Martin (11/27/24), adding a season-high four blocks.
- Put up 12 points on 6-of-10 shooting, seven rebounds, three blocks, one assist and one steal against Austin Peay (11/17/24).
- Tallied 13 points on a 5-of-7 field-goal ledger and perfect 3-of-3 free-throw clip versus Montana (11/13/24), plus blocked two shots.
- Scored 10 points and shot a perfect 4-of-4 from the floor at Louisville (11/9/24), adding six rebounds in the win.

AS A SOPHOMORE IN 2023-24

- Appeared in 35 of 36 games, missing one due to illness, and earned 34 starting nods.
- Averaged 6.6 points, 6.4 rebounds and 2.3 blocks in 23.5 minutes per game, finishing with a 58.6 percent field-goal clip.
- Tied for the eighth-most total blocks in a single season in Ohio State history with 83.
- Paced the team in field-goal percentage, total rebounding, offensive rebounding (2.3), blocks and dunks (49), as well as ranked fourth in scoring and made field goals (99).
- One of two DI players, alongside NCAA blocked shots leader Isaiah Cozart of Eastern Kentucky, to notch 60-plus blocks and register at least one in every appearance.
- Per KenPom, registered a 10.2 block percentage to rank No. 18 in DI, as well as posted an 11.1 offensive rebound percentage.
- Played the second-most minutes (824) of anyone with at least a 10.0 block percentage and 11.0 offensive rebound percentage, while only eight other Power Six players hit those marks at even 250-plus minutes: Connecticut's Donovan Clingan (788), Houston's J'avier Francis (765), UCF's Ibrahim Diallo (608), Auburn's Dylan Cardwell (509), Ole Miss' Jamarion Sharp (489), Kentucky's Ugona Onyango (450), Iowa State's Hason Ward (445) and St. John's' Zubly Ejirofor (370).
- Placed ninth nationally in total blocks and No. 11 in blocks per game, with all but two of the players above him in each category logging more minutes per contest.
- Ranked fourth nationally with 25 multiple-block showings, trailing only Purdue's Zach Edey, Eastern Kentucky's Isaiah Cozart and Creighton's Ryan Kalkbrenner.
- Finished second in the Big Ten in blocks average and third in total blocks, as well as ninth in total offensive rebounds (79), No. 10 in offensive rebounding average, co-No. 13 in total rebounds (224) and No. 14 in rebounding average.
- In league-only action, placed second in both blocks average (2.4) and total blocks (47), plus co-sixth in both offensive rebounding average (2.2) and total offensive rebounds (45), as well as co-No. 12 in total rebounds (128) and co-No. 14 in rebounding average (6.4).
- Scored in double figures on nine occasions, posting 14-plus points three times.
- Grabbed five-plus boards 25 times, reaching seven-plus in 18 games, 10-plus in five outings and 14-plus twice, all team highs.
- Pulled down at least five offensive boards in five contests and logged seven twice, both marks leading the team.
- Recorded 25 multiple-block performances, posting at least three in 14 of them and four-plus in six, all team highs.
- Tallied half the team's double-digit rebounding outings, including notching the two top single-game totals (15 and 14).
- Compiled all but one of Ohio State's 15 three-block showings and all six of its four-block outings.
- Tied for the most offensive rebounds (seven, twice) in a single game by a Buckeye.
- Ended the year by averaging 13.7 points per game on 63.3 percent (19-of-30) 2-point shooting across three NIT games.

AS A FRESHMAN IN 2022-23

- One of five Buckeyes to compete in all 35 games, he started 11 contests, including each of the final nine.
- Averaged 4.0 points, 3.6 rebounds and 1.3 blocks in 15.5 minutes per game, while shooting 58.7 percent from the floor.
- Recorded 44 total blocks, the sixth-most by a freshman in Ohio State history.
- Led the team in field-goal percentage and blocks, plus placed third in offensive rebounding (1.3) and fifth in total rebounding.
- Compiled two double-doubles, third-most among Buckeyes.
- If qualified, would have ranked No. 27 nationally in block percentage (8.8), per KenPom.
- Placed fifth in the Big Ten in both blocks per game and total blocks, and was the conference's only player with 32-plus rejections (top-13 in the league) who averaged under 21.0 minutes per game.
- In league-only action, finished co-seventh in total blocks (24) and eighth in blocks per game (1.2).
- Scored in double figures three times, plus blocked multiple shots a team-best 12 times, with four-plus a team-leading twice.
- Pulled down at least five rebounds in seven contests, reaching eight-plus in three and tallying 12 twice.
- Registered multiple steals three times, as well as twice notched two assists.
- Accumulated five of the team's eight three-block performances, including the top two single-game figures (five and four).
- Posted the top single-game steal total (four) by a Buckeye and tied for the second-most offensive rebounds (six) in an outing.

HIGH SCHOOL

- Unanimously considered a four-star recruit and a top-four prospect in the state of Missouri.
- Finished No. 68 overall in the On3 Consensus rankings, including ninth among centers.
- Ranked as the No. 62 recruit in the nation by ESPN and the No. 71 overall prospect by Rivals.
- Spent his final prep year at Link Academy, where he played alongside future Volunteers Cameron Carr and Julian Phillips.
- Recorded over 8.0 points, 6.0 rebounds and 2.0 blocks per game as a senior, aiding his team to a 34-2 record and a runner-up finish at GEICO Nationals.
- Set a school record with 160 shots in three years at Hamilton Heights Christian Academy in Chattanooga, Tenn.
- Averaged approximately 11.0 points, 8.0 rebounds and 2.0 blocks per game during his junior campaign.
- Logged 113 blocked shots, then a single-season school record, as a sophomore, breaking the prior mark by 43.
- Swatted 16 shots in a game against Lighthouse Christian on 2/12/20 to set a school record, breaking his own mark of 10 against Core4Prep on 11/19/19.
- In addition to Carr and Phillips, played alongside Omaha Biliew (Wake Forest/Iowa State), Trey Green (Xavier), Damien Mayo Jr. (Southern Illinois/Missouri State), Ethan Lathan (Boise State), Tarris Reed Jr. (Connecticut/Michigan) and Jordan Walsh (Boston Celtics/Arkansas), among others, at Link.
- First-round NBA Draft choices Shai Gilgeous-Alexander and Nickeil Alexander-Walker are notable Hamilton Heights alumni.

PERSONAL

- Born April 20, 2004, in Lagos, Nigeria, as Felix Eberechukwu Okpara
- Moved to the United States in August 2018, settling in Chattanooga, Tenn.
- Parents are Kennedy and Joy Okpara, while his American host parents are Adam and Brittany Levitt.
- Has an older sister (Gold), an older brother (David), a younger brother (Kennedy) and a younger sister (Molly).
- In his host family, has an older sister (Avery), a younger brother (Reid) and a younger sister (Copelyn).
- Adam, Brittany and Avery Levitt all attended Tennessee.
- Interests outside of basketball include fashion, movies and video games.
- Played soccer while growing up in Nigeria and did not begin playing basketball until a few months before moving to the USA.
- Favorite athlete is Gianni Antetokounmpo because he can relate to him on and off the court, plus because of his work ethic.
- Chose Tennessee both because he wanted to be closer to home and due to his love for the coaching staff and players.
- Third player in Tennessee history from Nigeria, joining Yemi Makanjuola (2011-13) and Emmanuel Ngedu (2008-09).
- Has a standing reach over 9-4 and a wingspan just shy of 7-3, plus generates 1,626 pounds of vertical force in his isometric belt test.
- Recipient of The John Stokely Family Athletic Endowment.

12 CADE PHILLIPS

SO Forward | 6-9 | 216 | Business Management
Jacksonville, Ala. | Link Academy (Mo.)

SEASON HIGHS

Points:	13 // vs. Austin Peay, 11/17/24
Rebounds:	9 // vs. Austin Peay, 11/17/24
Assists:	3 (2x) // last vs. Georgia, 1/15/25
Steals:	1 (6x) // vs. Missouri, 2/5/25
Blocks:	5 // vs. Norfolk State, 12/31/24
Field Goals:	6 // vs. Syracuse, 12/3/24
3-Pointers:	-- // --
Free Throws:	5 // vs. Miami, 12/10/24
Minutes:	28:06 // vs. Florida, 2/1/25

CAREER HIGHS

Points:	13 // vs. Austin Peay, 11/17/24
Rebounds:	9 // vs. Austin Peay, 11/17/24
Assists:	3 (2x) // last vs. Georgia, 1/15/25
Steals:	1 (7x) // last vs. Missouri, 2/5/25
Blocks:	5 // vs. Norfolk State, 12/31/24
Field Goals:	6 // vs. Syracuse, 12/3/24
3-Pointers:	-- // --
Free Throws:	5 // vs. Miami, 12/10/24
Minutes:	28:06 // vs. Florida, 2/1/25

SEC HIGHS

Points:	10 // vs. Georgia, 1/15/25
Rebounds:	6 // vs. Arkansas, 1/4/25
Assists:	3 // vs. Georgia, 1/15/25
Steals:	1 (2x) // vs. Missouri, 2/5/25
Blocks:	3 // vs. Florida, 2/1/25
Field Goals:	5 // vs. Georgia, 1/15/25
3-Pointers:	-- // --
Free Throws:	2 // vs. Vanderbilt, 2/17/24
Minutes:	28:06 // vs. Florida, 2/1/25

PRODUCTION TRACKER

	2024-25	Career
Scored 5+ Points	9	9
Scored 10+ Points	5	5
Had 5+ Rebounds	7	7
Had 10+ Rebounds	--	--
Led the Vols in Rebounding	1	1
Had Multiple Offensive Rebounds	11	13
Had a Double-Double	--	--
Had Multiple Blocks	3	3
Led the Vols in Blocks	3	3
Had Multiple Steals	--	--

CAREER STATS

	GP-GS	Min	Avg	FG-A	Pct	3FG-A	Pct	FT-A	Pct	Off-Def-Rebs	Avg	PF-FO	Ast	TO	Blk	Stl	Pts	Avg
2023-24	13-0	78	6.0	2-3	.667	0-0	.000	8-9	.889	9-9-18	1.4	11-0	5	3	4	1	12	0.9
2024-25	23-0	354	15.4	50-75	.667	0-1	.000	22-43	.512	46-39-85	3.7	31-0	20	13	22	6	122	5.3
TOTAL	36-0	432	12.0	52-78	.667	0-1	.000	30-52	.577	55-48-103	2.9	42-0	25	16	26	7	134	3.7

Full bio can be found [HERE](#) on [UTsports.com](#)

AS A SOPHOMORE IN 2024-25

- Played a career-high 28 minutes and put up seven points on 3-of-5 shooting, three rebounds (all offensive) and a game-best three blocks in the triumph over No. 5/6 Florida (2/1/25).
- Logged 10 points on a 5-of-6 field-goal clip in the victory over No. 23 Georgia (1/15/25), adding four rebounds and a career-high-tying three assists.
- Registered 10 points and a career-high five blocks, the latter the first such performance by a Volunteer in 2024-25, versus Norfolk State (12/31/24).
- Stuffed the stat sheet with five points, seven rebounds, a career-high three assists and one steal versus Western Carolina (12/17/24).
- Scored nine points, all in the second half, against Miami (12/10/24) in the Jimmy V Classic, throwing down two alley-oop dunks and going 5-of-6 at the line to set career highs in both makes and attempts.
- Made his first five shots and finished with 12 points on 6-of-8 shooting, setting a career high in makes, in the win versus Syracuse (12/3/24), adding six rebounds, two assists and two blocks, with the assist mark tying a career best.
- Finished with six points, six rebounds and two blocked shots versus UT Martin (11/27/24).
- Posted 11 points on a perfect 4-of-4 field-goal clip in the triumph against No. 13/14 Baylor (11/2/24) in the Baha Mar Championship final, throwing down three dunks.
- Totaled 13 points on 5-of-7 shooting and pulled down a co-game-high nine rebounds versus Austin Peay (11/17/24), setting career bests in each category.
- Totaled six points on a perfect 3-of-3 field-goal clip in the win at Louisville (11/9/24), plus grabbed a then-career-high six rebounds in a career-best 21 minutes.
- Set then-career highs in minutes (20), points (seven), rebounds (four) and made field goals (three) in the season-opening triumph against Gardner-Webb (11/4/24), plus tied his then-top tally in assists (two).

AS A FRESHMAN IN 2023-24

- Played in 13 contests, including nine of the first 13, and finished with 18 rebounds in 78 minutes on the floor.
- Shot 8-of-9 (88.9 percent) from the free-throw line and went 2-of-3 (66.7 percent) from the field, with both makes coming via dunks.
- Pulled down multiple rebounds in five appearances and blocked a shot in four.
- Placed third on the team with four "One Fly, We All Fly" pregame dunks.
- Finished with two points, a then-career-high-tying three rebounds and a then-career-best two assists in 10 minutes of action against Vanderbilt (2/17/24).
- Scored four points on a perfect 4-of-4 free-throw tally in the win over George Mason (12/5/23).
- Made his official Tennessee debut in the season-opening victory against Tennessee Tech (11/6/23).

HIGH SCHOOL

- Tabbed as four-star recruit by ESPN, as well as a four-star prospect by 247Sports, On3 and Rivals.
- Finished No. 144 in the 247Sports Composite rankings, as well as No. 148 on the On3 Consensus list, the latter good for first among Alabamians and No. 20 at the center position.
- Spent the final year of his prep career at Link Academy, where he played alongside future Volunteers Cameron Carr and Ben Linnemeyer.
- Averaged 10.0 points and 7.0 rebounds per game, helping the team go 27-1, win the GEICO Nationals championship and finish No. 1 in both the ESPN and MaxPreps national rankings.
- Attended Jacksonville High School during his junior campaign, averaging 13.3 points, 8.2 rebounds and 4.5 blocks per game, while shooting 57.0 percent from the floor.
- Totaled 109 blocked shots in 24 games as a junior, including 11 in the regional final, en route to ASWA 4A All-State recognition.
- Previously attended Westbrook Christian School in Rainbow City, Ala., where he played varsity basketball from eighth grade through his sophomore year, averaging 19.0 points and 9.0 rebounds per game during his last year there.
- Played football his first two years of high school, earning all-state honorable mention as a linebacker during his sophomore campaign and collecting multiple scholarship offers.
- Competed with The Skills Factory on the Nike AAU circuit.
- In addition to Carr and Phillips, played alongside Elliot Cadeau (North Carolina), Corey Chest (LSU), Ryan Forrest (North Carolina A&T/Northwestern State), Jacob Fredson-Cole (Oklahoma), Tyler McKinley (Cincinnati) and Ja'Kobe Walter (Toronto Raptors/Baylor), among others, at Link.
- Country music artist Riley Green and 1996 Pulitzer Prize winner Rick Bragg also attended Jacksonville High School.

PERSONAL

- Born Aug. 16, 2004, in Birmingham, Ala., as John Caden Phillips, but goes by Cade
- Parents are John David Phillips, who works in the steel industry, and Reagan Phillips, who has her own psychology clinic.
- Father played quarterback and defensive back at Alabama, appearing in 17 games from 1996-98, with Tennessee finishing second in his recruitment.
- Mother, then Reagan Croyle, played basketball from 1996-99 at Alabama, where she was also the homecoming queen.
- Has two younger brothers, Will and Gibbs.
- Grew up on Big Oak Ranch, a large Christian home for children run by members of his family, in both Springville, Ala., and Southside, Ala.
- Grandfather, John Croyle, was an All-American defensive lineman under Paul "Bear" Bryant at Alabama.
- Uncle, Brodie Croyle, played quarterback at Alabama and was a 2006 NFL Draft third-round pick of the Kansas City Chiefs, for whom he competed with for five years.
- Interests outside of basketball include camping with teammates and adventure activities such as cliff jumping and rock climbing.
- Favorite athlete is his father.
- Best sports memory is winning the GEICO Nationals title during his senior year of high school.
- Committed to Tennessee over Alabama, Auburn, Clemson and Georgia.
- Chose Tennessee because he loved the people, in particular Rick Barnes, Gregg Polinsky and team chaplain Chris Walker.
- Owns a 7-2 wingspan, a standing reach of just under 9-0 and a max trap bar deadlift (565 pounds) of 2.62 times his body weight, plus added 12.5 pounds and upped his standing vertical jump by 2.63 inches between arriving on campus and starting his freshman season.
- Recipient of the Richard & Melba Jackson Athletic Scholarship Endowment.

5 ZAKAI ZEIGLER

SR Guard | 5-9 | 172 | Retail & Merchandising Management
Long Island, N.Y. | Our Saviour Lutheran School

SEASON HIGHS

Points:	21 // vs. Missouri, 2/5/25
Rebounds:	10 // vs. Western Carolina, 12/17/24
Assists:	15 // vs. Middle Tennessee State, 12/23/24
Steals:	6 // vs. Georgia, 1/15/25
Blocks:	1 (6x) // last vs. Georgia, 1/15/25
Field Goals:	7 (2x) // last vs. Austin Peay, 11/17/24
3-Pointers:	4 (3x) // last vs. Missouri, 2/5/25
Free Throws:	8 // vs. Middle Tennessee State, 12/23/24
Minutes:	39:14 // at Auburn, 1/25/25

CAREER HIGHS

Points:	26 (2x) // at Kentucky, 2/3/24
Rebounds:	10 // vs. Western Carolina, 12/17/24
Assists:	15 // vs. Middle Tennessee State, 12/23/24
Steals:	6 // vs. Georgia, 1/15/25
Blocks:	2 // at LSU, 1/21/23
Field Goals:	9 // at Miss. State, 1/10/24
3-Pointers:	5 // vs. Norfolk State, 1/2/24
Free Throws:	11 // at Vanderbilt, 1/18/22
Minutes:	40:00 (4x) // last vs. Creighton (N), 3/29/24

SEC HIGHS

Points:	26 (2x) // at Kentucky, 2/3/24
Rebounds:	9 // vs. Texas A&M, 2/24/24
Assists:	14 // vs. Texas A&M, 2/24/24
Steals:	6 // vs. Georgia, 1/15/25
Blocks:	2 // at LSU, 1/21/23
Field Goals:	9 // at Miss. State, 1/10/24
3-Pointers:	4 (8x) // last vs. Missouri, 2/5/25
Free Throws:	11 // at Vanderbilt, 1/18/22
Minutes:	40:00 (2x) // last at Texas A&M, 2/10/24

PRODUCTION TRACKER

	2024-25	Career
Scored 10+ Points	17	73
Scored 20+ Points	1	8
Led the Vols in Scoring	4	21
Made Multiple 3-Pointers	10	58
Had 5+ Rebounds	5	17
Had 5+ Assists	19	64
Led the Vols in Assists	21	79
Had Multiple Steals	12	64
Led the Vols in Steals	10	50
Had a Positive Assist/TO Ratio	20	89

CAREER STATS

	GP-GS	Min	Avg	FG-A	Pct
2021-22	35-1	774	22.1	94-247	.381
2022-23	30-15	860	28.7	105-280	.375
2023-24	36-30	1138	31.6	134-341	.393
2024-25	22-22	754	34.3	84-228	.368
TOTAL	123-68	3531	28.7	417-1096	.380

Name pronounced: Zuh-KY ZEE-Glur
Full bio can be found [HERE](#) on [UTsports.com](#)

HONORS

- 2024-25: Naismith Defensive Player of the Year Watch List ... USBWA Oscar Robertson Trophy Midseason Watch List ... Wooden Award Midseason Top 25 Watch List ... The Athletic Midseason All-America Honorable Mention ... Bob Cousy Award Midseason Top 10 Watch List & Top 20 Preseason Watch List ... College Hoops Today Early Season First Team All-American ... AP National Player of the Week (12/31/24) ... SEC Player of the Week (12/30/24) ... Blue Ribbon Yearbook Preseason Second Team All-American ... Jay Bilas Preseason Third Team All-American ... Preseason First Team All-SEC (Media) ... Preseason First Team All-SEC (Coaches) ... Naismith Trophy Preseason Watch List ... Lute Olson Player of the Year Award Early Season Watch List
- 2023-24: SEC Defensive Player of the Year (Coaches) ... First Team All-SEC (Coaches) ... SEC All-Defensive Team (Coaches) ... Second Team All-SEC (AP) ... Naismith Defensive Player of the Year Semifinalist & Watch List ... Lefty Driesell Defensive Player of the Year Finalist ... NCAA Midwest Region All-Tournament Team ... Bob Cousy Award Midseason Top 10 List & Preseason Watch List Preseason First Team All-SEC (Coaches) ... Preseason Second Team All-SEC (Media)
- 2022-23: Second Team All-SEC (Coaches, Media) ... SEC All-Defensive Team ... Naismith Defensive Player of the Year semifinalist ... Lefty Driesell Defensive Player of the Year Finalist ... USBWA All-District IV Team ... NABC Second Team All-District 20 ... SEC Player of the Week (1/30/23) Naismith Trophy Preseason Watch List ... Preseason First Team All-SEC (Coaches) ... Preseason Second Team All-SEC (Media)
- 2021-22: SEC All-Defensive Team ... SEC All-Freshman Team

CAREER

- In his 123rd appearance, a win over No. 15/16 Missouri (2/5/25), entered the top 10 on the SEC's all-time assists list by upping his career total to 636.
- In his 122nd outing, versus No. 12 Kentucky (1/28/25), became the second player ever to reach 1,300 points, 600 assists and 200 steals at an SEC school, alongside Arkansas' Kareem Reid (1995-99).
- Tied, broke and extended the program's all-time steals record on 1/15/25 against No. 23 Georgia, logging a career-best six takeaways to up his total to 215, eclipsing the prior mark of 212 by Santiago Vescovi (2019-24).
- Fourth three-time All-SEC Defensive Team pick ever, joining Reginald Buckner (2010-13), Jeffrey Taylor (2009-12) and Jarvis Varnado (2007-10).
- Lone UT player with over five points/assists double-doubles, logging eight in his first three campaigns and extending his mark to 10 as a senior.
- One of 10 players, including the second Volunteer, to lead the SEC in assists per game in back-to-back years, alongside Sahvir Wheeler (2020-22), Alex Caruso (2013-15), Nick Calathes (2007-09), Derrick Zimmerman (2001-03), Detrick White (1997-99), Chuck Evans (1991-93), Terry Coner (1984-87; three times), Sean Tuohy (1978-82; four times) and Rodney Woods (1972-75; three times).
- Owens the program record for career assists in NCAA Tournament play (38) and is third in assists per NCAA Tournament game (6.3).

AS A SENIOR IN 2024-25

- Scored a season-high 21 points in the victory against No. 15/16 Missouri (2/5/25), shooting 4-of-4 from 3-point range (a career first) and 7-of-7 at the line, adding a game-high eight assists to move into the top 10 in SEC history (636) and on Tennessee's single-season leaderboard (164).
- Did not play against No. 5/6 Florida (2/1/25) due to a right knee injury sustained four days prior against No. 12 Kentucky, snapping a 51-game starting streak.
- Produced 14 points, six rebounds, five assists, two steals and a 6-of-6 free-throw mark at top-ranked Auburn (1/25/25), with just one turnover in a season-high 39-plus minutes.
- Put up 16 points, 10 assists and a perfect 6-of-6 free-throw mark at Vanderbilt (1/18/25) to move into the top 30 on the program's all-time leaderboard in both points (1,274) and double-doubles (12), plus became the eighth Volunteer with 200 career made 3-pointers.
- On a night he broke the program record for career steals, finished with 16 points, seven assists, a career-high six steals and a 4-of-8 3-point clip in the win over No. 23 Georgia (1/15/25), becoming the sixth SEC player in the last 15 seasons (2010-25) with that points/assists/steals line.
- At Texas (1/1/25), totaled a team-high 16 points and eight assists, scoring 13 of his points in the final 15 minutes, including six in the last minute.
- Recorded 12 points, seven assists, five rebounds and three steals in the win against No. 23/RV Arkansas (1/4/25), plus moved into sole possession of second place on Tennessee's career assists list.
- Logged 17 points and a career-high 15 assists, tied for the fifth-most ever by a Volunteer and the top figure since 1987, against Middle Tennessee State (12/23/24), becoming the third SEC player in the last 20 seasons (2005-25) with 15-plus in both categories, as well as shot 8-of-9 at the line to set season highs in each area.
- Finished one assist shy against Western Carolina (12/17/24) of the second triple-double in program history, notching 10 points, a career-best 10 rebounds and nine assists.
- Registered his ninth-career double-double with 13 points and a game-high 10 assists in the Jimmy V Classic win over Miami (12/10/24).
- Entered the top 10 in program history in made 3-pointers and the top three in steals in the victory over Syracuse (12/3/24), finishing with 14 points, eight assists and a season-best four steals.
- Just missed a double-double against UT Martin (11/27/24), totaling 11 points and nine assists, plus chipped in two steals.
- Had 19 points, eight assists, three rebounds, one steal and one block versus Austin Peay (11/17/24), joining Trae Golden (2011-12) as the only Vols with that line in the last 20 seasons (2005-25), plus shot 7-of-8 from the floor to become the first UT guard to shoot over 85.0 percent on eight-plus attempts since Admiral Schofield (12/29/18) and became the eighth Vol to reach 500 career assists.
- Had 11 points, a game-high seven assists, six boards, a steal and a block, with just one turnover, versus Montana (11/13/24), going 3-of-4 from deep.
- Finished with 19 points, seven assists and three steals at Louisville (11/9/24), going 7-of-13 from the field, including 4-of-7 from deep.
- Opened with 13 points and nine assists versus Gardner-Webb (11/4/24), adding two steals to move into the top five on UT's career list.

AS A JUNIOR IN 2023-24

- Among the six Volunteers to appear in all 36 affairs, starting each of the final 30.
- Finished with the third-most assists (218) in a season in program history, trailing only Rodney Woods (227 in 1974-75) and Johnny Darden (221 in 1976-77), while also placing No. 15 among all SEC players in the last 45 seasons (1979-2024).
- Placed fourth at UT in single-season A/T ratio (2.79), seventh in APG (6.06), ninth in steals (62) and No. 14 in minutes (1,138).
- Averaged 11.8 points, 2.8 rebounds, 6.1 assists and 1.7 steals in 31.6 minutes per game, plus shot 34.4 percent from beyond the arc.
- Led the team in assists, steals and minutes, while ranking second in scoring, made 3-pointers (72), made free throws (84) and free-throw attempts (119), plus third in made field goals (134).
- Tied for second on the team with three double-doubles, all with points and assists.
- Became the second player in Tennessee history to win SEC Defensive Player of the Year, joining Yves Pons (2019-20), and the third individual under 6-foot to do so, alongside Tremont Waters (2018-19) and Tyler Ulis (2015-16).
- Became the fifth SEC player in at least the last 45 seasons (1979-2024) with multiple 13-assist outings in a single campaign, joining Sahvir Wheeler (2020-21), Phr Pressey (2012-13), Dee Bost (2011-12) and John Wall (2009-10).
- Totaled four of the nine double-digit assist outings by an SEC player and notched both performances of 12-plus assists.
- One of seven DI players with 15-plus assists multiple times and one of 12 with seven-plus assists at least 20 times.
- Finished No. 12 in DI in total assists, No. 22 in APG, No. 28 in assist rate (min. 400 MP; 34.1), No. 31 in A/T ratio and co-No. 56 in steals.
- Led the SEC in assists per game for the second straight year, the 10th person ever to do so, and also paced the league in total assists.
- Finished third in the SEC in assist-to-turnover ratio, fourth in total steals and steals per game, fifth in total minutes (1,138), No. 12 in minutes per game, co-No. 12 in total made 3-pointers and co-No. 15 made 3-pointers per game (2.0).
- Paced the league in assists (7.0) in SEC-only action, while also ranking second in steals (2.1), third in assist-to-turnover ratio (3.15), sixth in minutes (34.1), co-No. 11 in made 3-pointers (2.3) and No. 19 in scoring (14.1).
- Led or co-led the Volunteers in assists 30 times, minutes 21 times and steals 15 times, all team highs.
- Ranked third among Volunteers with 20 double-digit scoring performances, all in the final 28 games, as well as second in number outings with 15-plus points (13; eight in a 13-game span), 18-plus points (seven), 20-plus points (four) and 25-plus points (two).
- Paced the team in number of contests with three-plus assists (33), five-plus assists (24), seven-plus assists (14), 10-plus assists (four), 13-plus assists (two), multiple steals (16), three-plus steals (10) and four-plus steals (seven).

Information from Zeigler's sophomore (2022-23) and freshman (2021-22) seasons can be found [HERE](#) on his website bio.

HIGH SCHOOL

- Graduated from Our Saviour Lutheran School in Bronx, N.Y., transferring there late in his senior year with the initial intent of taking a postgraduate year, but instead signed with Tennessee in late August.
- Spent most of 2020-21, including basketball season, at Immaculate Conception High School in Montclair, N.J., averaging 20.0 ppg and 4.6 apg.
- Had a breakout showing in six games at the 2021 Peach Jam with the New York Lightning, averaging 15.3 points and 5.5 assists per game, while boasting a 4.7 assist-to-turnover ratio and connecting on 50.0 percent of his 3-point attempts.
- Facing future Peach Jam winner Team Final, had 23 points on 7-for-8 3-point shooting, adding 10 assists, three steals and no turnovers.

PERSONAL

- Born Aug. 2, 2002, in Long Island, N.Y., as Zakai Za'Miek Zeigler, to mother Charmane Zeigler.
- Younger half-brother, Armoni, plays basketball at Saint Peter's and the two met in the opening round of the 2024 NCAA Tournament.
- Also competed in football growing up, playing running back, quarterback and safety.
- Continues a storied history of Vols from the New York City area, following Ernie Grunfeld (Forest Hills), Tobias Harris (Dix Hills), Bernard King (Brooklyn), Kevin Punter Jr. (Bronx), Ed Wiener (Brooklyn), Brian Williams (Bronx) and Howard Wood (East Hampton).
- The shortest scholarship Vol since Ralph Partron (1979-80), who stood 5-7, but is co-first on the team with a +5.25 wingspan (6-2.25), plus has added 24.2 pounds and improved his standing vertical jump by 4.23 inches since getting to Tennessee.
- After his family's apartment was destroyed in a fire during his freshman season, Tennessee fans pledged over \$363,000 in under 48 hours through a GoFundMe effort, with the proceeds enabling his family to relocate to Knoxville, Tenn., in the spring of 2022.
- Recipient of both the Larry Pratt Athletic Scholarship Endowment and the Earl Keister II Basketball Endowment.

21 CAMPBELL DUNCAN

FR Guard | 6-6 | 200 | Biomedical Engineering
Austin, Texas | Anderson

 @CAMPBELL_DUNCAN44

Full bio can be found [HERE](#) on UTsports.com



AS A FRESHMAN IN 2024-25

- Scored the first two points of his career on a basket in the final minute of the victory over Western Carolina (12/17/24).
- Made his collegiate debut versus Austin Peay (11/17/24), playing the final 2:01 of the contest.

HIGH SCHOOL

- Averaged 18.0 points and 9.0 rebounds per game as a senior, earning First Team All-District 26 6A and *Austin American-Statesman* All-Central Texas Honorable Mention accolades.
- Made the THSCA Academic All-State Elite Team after posting a 4.65 GPA as a senior and graduated with a 4.48 mark.
- Posted 14.0 ppg and 7.0 rpg his junior season, collecting Second Team All-District 26 6A distinction.
- Helped team to a 14-0 league record, area title and regional quarterfinal trip in both his freshman and sophomore years.

- National Honor Society member and three-year golf letter winner, helping his team to a state title as a sophomore.

PERSONAL

- Born Oct. 16, 2005, in Austin, Texas, as Campbell James Duncan, his nickname is "Dunc," he lists Patrick Mahomes as his favorite athlete and he enjoys fishing and golfing.
- Parents are Clayton Duncan, a senior VP at a healthcare company, and Stephanie Duncan, who works in network security sales, plus has a younger sister, Parker.
- Sister signed with Arkansas volleyball team, mother played volleyball at Texas and grandfather, Bob Spurck, played basketball at Tulane.
- Best sports memories are a game-winner against Del Valle High School in a district game as a junior and making the third round of the state playoffs as a sophomore.

	GP-GS	Min	Avg	FG-A	Pct	3FG-A	Pct	FT-A	Pct	Off-Def-Rebs	Avg	PF-FO	Ast	TO	Blk	Stl	Pts	Avg
2024-25	3-0	5	1.6	1-1	1.000	0-0	.000	0-0	.000	0-0-0	0.0	0-0	0	0	0	0	2	0.7

35 BEN LINNEMEYER

FR Guard | 6-6 | 205 | Communication Studies
Columbia, Mo. | Link Academy

 @BENLINNEMEYER

Full bio can be found [HERE](#) on UTsports.com



HIGH SCHOOL

- Spent his final two years—his senior season and a post-graduate year—at Link Academy, where he played alongside future Volunteers Cameron Carr and Cade Phillips in 2022-23.
- Averaged 14.2 points, 5.4 rebounds and 4.0 assists per game his final year at Link, plus shot 90.0 percent at the line.
- Helped the team go 27-1, win the GEICO Nationals championship and finish No. 1 in both the ESPN and MaxPreps national rankings as a senior.
- Team captain as a junior at Rock Bridge High School, where he was a two-year starter.
- Helped his team finish second in the conference and reach the district title game his sophomore year.
- National Honor Society and honor roll student.

PERSONAL

- Born Nov. 24, 2004, in Chicago as Benjamin Scott Linnemeyer and lived there until he was two.
- Parents are Scott Linnemeyer, who works in real state, and Kara Linnemeyer, a lawyer.
- Has an older sister, Kate.
- Interests outside of basketball include baseball, football and shoes, while his favorite athlete is Jimmy Butler.
- Best sports memory is winning GEICO Nationals in Fort Myers, Fla., as a senior.
- Second player in Tennessee history from the state of Missouri, joining Derrick Walker (2017-19).

	GP-GS	Min	Avg	FG-A	Pct	3FG-A	Pct	FT-A	Pct	Off-Def-Rebs	Avg	PF-FO	Ast	TO	Blk	Stl	Pts	Avg
2024-25																		

24 GAVIN PAULL

FR Guard | 5-11 | 158 | Electrical Engineering
Austin, Texas | Westlake

 @GAVIN_P10

Full bio can be found [HERE](#) on UTsports.com



AS A FRESHMAN IN 2024-25

- Debuted as a collegian against Austin Peay (11/17/24), taking the court for the final 2:01 of the game.

HIGH SCHOOL

- Four-year varsity letter winner helped his team compile a 127-17 (.882) overall record, a 56-4 (.933) mark in district play and four straight district titles during his prep career, plus was in National Honor Society and the math club.
- Two-time UIL First Team All-District 26-6A selection, claiming the honor as both a junior and senior.
- Averaged 15.0 ppg, 4.0 rpg and 4.0 apg as a senior captain, earning UIL District 26-6A Offensive Player of the Year.
- Posted 12.0 ppg, 3.0 apg and 2.0 rpg per game as a junior, collecting all-area and team offensive player of the year.
- Aided team to a 38-2 tally and state semifinal berth as a sophomore after a 30-2 mark and state final bid as a freshman.

- Brad Buckman and Chris Mihm, the latter of whom spent nine years in the NBA, also attended Westlake before competing under Rick Barnes during his tenure at Texas.

PERSONAL

- Born Aug. 9, 2005, in Austin, Texas, as Gavin Putney Paull.
- Parents are Jason Paull, the chief strategy office of an applied science company, and Kristin Paull, who works in hospitality, plus has two older brothers, Nathan and Jackson.
- Interests outside of basketball include other sports, spending time with friends, TV and video games, while his favorite athlete is Steph Curry because he is fun to watch.
- Best sports memory is hitting a game-winning shot in the bi-district 6A playoffs as a junior.

	GP-GS	Min	Avg	FG-A	Pct	3FG-A	Pct	FT-A	Pct	Off-Def-Rebs	Avg	PF-FO	Ast	TO	Blk	Stl	Pts	Avg
2024-25	3-0	5	1.6	0-1	.000	0-0	.000	0-0	.000	0-2-2	0.7	0-0	0	0	0	0	0	0.0

RECORD, RESULTS & GAME HIGHS

Record:	Overall	Home	Away	Neutral	OT	vs. T25	vs. T10
All Games	19-4	13-1	3-3	3-0	0-0	6-3	1-2
Conference	6-4	5-1	1-3	0-0	0-0	5-3	1-2
Non-Conference	13-0	8-0	2-0	3-0	0-0	1-0	0-0

Date	Time	TV	Opponent	Result	Attend.	High Pts.	High Reb.	High Ast.	High Stl.	High Blk.	High Min.
11/4	7 p.m.	SECN+	Gardner-Webb	W, 80-64	17,813	Lanier (18)	Okpara (9)	Zeigler (9)	Mashack (4)	Estrella (1) Okpara (1)	Zeigler (32:32)
11/9	12 p.m.	ACCN	at RV/-- Louisville	W, 77-55	16,976	Lanier (19) Zeigler (19)	Mashack (7)	Zeigler (7)	Mashack (3) Zeigler (3)	four (1)	Zeigler (33:51)
11/13	7 p.m.	SECN+	Montana	W, 92-57	16,916	Miličić (18)	Okpara (10)	Zeigler (7)	Gainey (2) Miličić (2)	Okpara (2)	Miličić (33:24)
11/17	3 p.m.	SECN+	RV/-- Austin Peay	W, 103-68	17,232	Miličić (23)	Miličić (9) Phillips (9)	Zeigler (8)	Lanier (4)	Okpara (3)	Zeigler (31:07)
11/21	9:30 p.m.	CBSSN	vs. Virginia*	W, 64-42	2,077	Lanier (26)	Miličić (8)	Zeigler (6)	Mashack (4)	Okpara (3)	Zeigler (35:46)
11/22	9:30 p.m.	CBSSN	vs. #13/14 Baylor^	W, 77-62	2,119	Lanier (25)	Mashack (6)	Zeigler (9)	Zeigler (3)	four (1)	Zeigler (38:21)
11/27	4 p.m.	SECN+	UT Martin	W, 78-35	17,314	Lanier (18)	Miličić (13)	Zeigler (9)	Zeigler (2)	Okpara (4)	Zeigler (29:45)
12/3	7:30 p.m.	ESPN	Syracuse+	W, 96-70	21,678	Lanier (26)	Miličić (10)	Zeigler (8)	Zeigler (4)	Phillips (2)	Zeigler (32:30)
12/10	6:30 p.m.	ESPN	vs. Miami%	W, 75-62	14,846	Lanier (22)	Miličić (9)	Zeigler (10)	Mashack (3)	Gainey (2)	Mashack (37:24)
12/14	5:30 p.m.	FOX	at RV/RV Illinois	W, 66-64	15,544	Gainey (23)	Miličić (14)	Gainey (2) Zeigler (2)	Mashack (4)	four (1)	Miličić (36:58)
12/17	7 p.m.	SECN+	Western Carolina	W, 84-36	16,866	Lanier (19)	Zeigler (10)	Zeigler (9)	Gainey (5) Mashack (5)	Gainey (2) Miličić (2)	Zeigler (33:37)
12/23	7 p.m.	SECN	Middle Tennessee	W, 82-64	20,706	Lanier (23)	Miličić (12)	Zeigler (15)	Lanier (2) Mashack (2)	Gainey (2)	Zeigler (38:01)
12/31	3 p.m.	SECN+	Norfolk State	W, 67-52	19,616	Lanier (24)	Miličić (10)	Zeigler (6)	Lanier (2) Zeigler (2)	Phillips (5)	Zeigler (38:22)
1/4	1 p.m.	ESPN	#23/RV Arkansas*	W, 76-52	21,678	Lanier (29)	Miličić (8)	Zeigler (7)	Gainey (3) Mashack (3) Zeigler (3)	Miličić (1)	Zeigler (37:43)
1/7	7 p.m.	ESPN2	at #8/8 Florida*	L, 43-73	11,011	Lanier (10) Zeigler (10)	Lanier (7) Miličić (7) Okpara (7)	Mashack (2)	Lanier (3)	Okpara (3)	Zeigler (36:06)
1/11	6 p.m.	ESPN	at Texas*	W, 74-70	10,195	Zeigler (16)	Okpara (9)	Zeigler (8)	Lanier (1) Miličić (1)	Okpara (3)	Zeigler (36:29)
1/15	8 p.m.	SECN	#23/23 Georgia*	W, 74-56	19,239	Gainey (19)	Miličić (9)	Zeigler (7)	Zeigler (6)	Okpara (3)	Lanier (32:27)
1/18	3:30 p.m.	SECN	at Vanderbilt*	L, 75-76	14,316	Lanier (17)	Mashack (5) Miličić (5)	Zeigler (10)	Mashack (2)	Okpara (4)	Gainey (33:31)
1/21	7 p.m.	ESPN2	#14/14 Miss. State*	W, 68-56	21,678	Lanier (23)	Okpara (12)	Zeigler (7)	Zeigler (5)	Gainey (2)	Zeigler (37:34)
1/25	8:30 p.m.	TBD	at #1/1 Auburn*	L, 51-53	9,121	Zeigler (14)	Okpara (9)	Zeigler (5)	Mashack (2) Zeigler (2)	Miličić (2) Okpara (2)	Zeigler (39:14)
1/28	7 p.m.	ESPN	#12/12 Kentucky*	L, 73-78	22,272	Miličić (19)	Miličić (9)	Zeigler (6)	Dubar (2) Mashack (2) Zeigler (2)	Okpara (2)	Zeigler (34:49)
2/1	12 p.m.	ESPN	#5/6 Florida*	W, 64-44	21,678	Lanier (19)	Mashack (8) Okpara (8)	Gainey (5)	Gainey (3)	Phillips (3)	Gainey (36:42)
2/5	7 p.m.	SECN	#15/16 Missouri*	W, 85-81	20,002	Miličić (21) Zeigler (21)	Miličić (10)	Zeigler (8)	Miličić (2)	Miličić (4)	Lanier (34:31)
2/8	12 p.m.	ESPN	at RV/-- Oklahoma*								
2/11	7 p.m.	ESPN	at Kentucky*								
2/15	1 p.m.	SECN	Vanderbilt*								
2/22	12 p.m.	TBD	at Texas A&M*								
2/25	9 p.m.	SECN	at LSU*								
3/1	TBD	TBD	Alabama*								
3/5	9 p.m.	TBD	at Ole Miss*								
3/8	2 p.m.	SECN	South Carolina*								

* - SEC game

^ - Baha Mar Championship (Nassau, Bahamas)

+ - ACC/SEC Challenge

% - Jimmy V Classic (New York, N.Y.)

All times Eastern

A breakdown of how many times each player has led Tennessee in each category can be found on Page 15

GAME-BY-GAME COMPARISON

	Date	Result	FG-A	Pct	3P-A	Pct	FT-A	Pct	Rebounds		Pts	A	TO	Stl	Blk	Min	Pts. at	
									O-D-Total	PF							Half	
Gardner-Webb		W, 80-42	24-55	43.6	6-23	26.1	10-15	66.7	10-22-32	19	64	8	15	6	2	40	32	
at #12/12 Tennessee	Nov. 4		28-55	50.9	8-23	34.8	16-21	76.2	8-21-29	15	80	16	11	9	2	40	44	
at RV/-- Louisville		W, 77-55	16-60	26.7	10-39	25.6	13-13	100.0	13-13-26	13	55	11	15	12	4	40	26	
#12/12 Tennessee	Nov. 9		30-53	56.6	10-19	52.6	7-11	63.6	12-28-40	18	77	12	20	8	4	40	40	
Montana		W, 92-57	18-52	34.6	7-25	28.0	14-19	73.7	4-13-17	21	57	8	11	9	0	40	31	
at #11/9 Tennessee	Nov. 13		31-51	60.8	9-21	42.9	21-25	84.0	7-31-38	16	92	24	13	6	6	40	40	
RV/-- Austin Peay		W, 103-68	22-62	35.5	10-33	30.3	14-17	82.4	11-14-25	25	68	10	13	6	2	40	29	
at #11/9 Tennessee	Nov. 17		37-58	63.8	5-14	35.7	24-33	72.7	13-30-43	17	103	22	11	10	10	40	52	
Virginia		W, 64-42	14-49	28.6	6-20	30.0	8-11	72.7	11-23-34	15	42	9	18	0	5	40	21	
vs. #11/9 Tennessee	Nov. 21		26-66	37.9	9-25	36.0	5-10	50.0	18-25-43	12	64	11	7	8	7	40	22	
#13/14 Baylor		W, 77-62	25-59	42.4	6-22	27.3	6-8	75.0	15-14-29	15	62	12	12	4	1	40	20	
vs. #11/9 Tennessee	Nov. 22		24-56	52.2	12-27	44.4	17-22	77.3	9-19-28	14	77	18	15	8	4	40	47	
UT Martin		W, 78-35	12-53	22.6	6-31	19.4	5-7	71.4	10-14-24	14	35	8	18	7	0	40	20	
at #7/6 Tennessee	Nov. 27		30-63	47.6	10-37	27.0	8-10	80.0	20-29-49	8	78	22	11	6	9	40	35	
Syracuse		W, 96-70	26-53	49.1	6-19	31.6	12-21	57.1	5-21-26	17	70	10	11	6	2	40	35	
at #3/3 Tennessee	Dec. 3		35-65	53.8	10-29	34.5	16-24	66.7	13-27-40	18	96	16	8	9	3	40	45	
#1/1 Miami		W, 75-62	24-61	39.3	8-33	24.2	6-10	60.0	11-22-33	12	62	11	14	9	1	40	25	
vs. Tennessee	Dec. 10		25-42	48.1	10-25	40.0	15-18	83.3	5-30-35	10	75	16	11	5	5	40	38	
at RV/RV Illinois		W, 66-64	15-51	29.4	4-23	17.4	30-36	83.3	12-25-37	21	64	6	11	2	1	40	30	
#1/1 Tennessee	Dec. 14		20-62	32.3	6-24	25.0	20-28	71.4	17-25-42	24	66	6	6	7	4	40	31	
Western Carolina		W, 84-36	14-64	21.9	6-39	15.4	2-4	50.0	14-23-37	14	36	6	23	5	3	40	15	
at #1/1 Tennessee	Dec. 17		32-69	46.4	8-27	29.6	12-14	85.7	14-34-48	8	84	22	10	17	6	40	38	
Middle Tennessee		W, 82-64	24-59	40.7	9-30	30.0	7-14	50.0	6-23-29	21	64	5	11	7	2	40	40	
at #1/1 Tennessee	Dec. 23		27-56	48.2	10-22	45.5	18-23	78.3	8-32-40	13	82	19	11	6	4	40	34	
Norfolk State		W, 67-52	22-59	37.3	2-13	15.4	6-8	75.0	13-20-33	19	52	6	13	2	4	40	28	
at #1/1 Tennessee	Dec. 31		23-54	42.6	8-31	25.8	13-16	81.3	10-21-31	11	67	14	6	7	8	40	35	
#23/RV Arkansas		W, 76-52	20-53	37.7	6-29	20.7	6-13	46.2	9-20-29	19	52	9	15	8	10	40	27	
at #1/1 Tennessee	Jan. 4		27-69	39.1	10-26	38.5	12-15	80.0	24-27-51	16	76	18	13	10	1	40	42	
at #8/8 Florida		L, 43-73	27-68	39.7	6-20	30.0	13-17	76.5	19-36-55	19	73	14	11	7	5	40	34	
#1/1 Tennessee	Jan. 7		12-56	21.4	4-29	13.8	15-25	60.0	13-25-38	13	43	6	12	7	5	40	15	
at Texas		W, 74-70	26-62	41.9	7-25	28.0	11-14	78.6	14-13-27	17	70	9	5	7	4	40	31	
#1/1 Tennessee	Jan. 11		25-56	44.6	10-23	43.5	14-20	70.0	17-24-41	16	74	16	15	2	4	40	33	
#23/23 Georgia		W, 74-56	20-53	37.7	6-21	28.6	10-12	83.3	11-18-29	15	56	9	19	6	2	40	26	
at #6/6 Tennessee	Jan. 15		28-66	42.4	8-27	29.6	10-10	100.0	18-17-35	13	74	16	10	11	6	40	25	
at Vanderbilt		L, 75-76	26-56	46.4	8-21	38.1	16-19	84.2	12-17-29	16	76	12	11	4	5	40	41	
#6/6 Tennessee	Jan. 18		24-50	48.0	10-21	47.6	17-21	81.0	8-17-25	16	75	16	11	4	6	40	35	
#14/14 Mississippi State		W, 68-56	19-56	33.9	10-33	30.3	8-12	66.7	10-21-31	14	56	8	11	5	3	40	16	
at #6/7 Tennessee	Jan. 21		23-55	41.8	10-28	35.7	12-13	92.3	11-25-36	12	68	15	10	7	4	40	34	
at #1/1 Auburn		L, 51-53	18-59	30.5	3-20	15.0	14-19	73.7	16-26-42	16	53	11	11	8	9	40	22	
#6/7 Tennessee	Jan. 25		17-54	31.5	4-22	18.2	13-16	81.3	10-27-37	18	51	10	12	7	6	40	20	
#12/12 Kentucky		L, 73-78	25-50	50.0	12-24	50.0	16-24	66.7	8-30-38	17	78	14	13	3	3	40	30	
at #8/8 Tennessee	Jan. 28		25-72	34.7	11-45	24.4	12-17	70.6	18-23-41	18	73	14	5	8	4	40	33	
#5/6 Florida		W, 64-44	13-53	24.5	4-27	14.8	14-19	73.7	10-27-37	13	44	5	13	6	5	40	21	
at #8/8 Tennessee	Feb. 1		24-60	40.0	6-22	27.3	10-15	66.7	12-28-40	14	64	15	7	7	7	40	24	
#15/16 Missouri		W, 85-81	25-60	41.7	12-30	40.0	19-29	65.5	11-19-30	24	81	11	3	8	0	40	34	
at #4/4 Tennessee	Feb. 5		27-54	50.0	10-15	66.7	21-30	70.0	11-27-38	19	85	21	11	3	8	40	28	
at RV/-- Oklahoma																		
#4/4 Tennessee	Feb. 8																	
at Kentucky																		
Tennessee	Feb. 11																	
Vanderbilt																		
at Tennessee	Feb. 15																	
at Texas A&M																		
Tennessee	Feb. 22																	
at LSU																		
Tennessee	Feb. 25																	
Alabama																		
at Tennessee	March 1																	
at Ole Miss																		
Tennessee	March 5																	
South Carolina																		
at Tennessee	March 8																	

SPECIALTY STATS

Opponent (Date)	W/L	Biggest Lead UT OPP	Ties	Lead Changes	Lead Time UT OPP	Tied	Off Turnovers UT-OPP +/-	In Paint UT-OPP +/-	Second Chance UT-OPP +/-	Fast-Break UT-OPP +/-	Bench UT-OPP +/-
Gardner-Webb (11/4)	W	27 0	2	0	38:58 0:00	1:02	20-16 +4	38-34 +4	7-12 -5	13-0 +13	29-14 +15
at Louisville (11/9)	W	26 0	0	0	39:02 0:00	0:58	20-12 +8	40-10 +30	15-5 +10	6-4 +2	19-39 -20
Montana (11/13)	W	38 1	1	2	39:21 0:13	0:26	15-4 +11	38-22 +16	5-5 0	20-0 +20	29-12 +17
Austin Peay (11/17)	W	37 3	0	1	38:11 1:21	0:28	25-14 +11	64-22 +42	17-17 0	27-6 +21	34-13 +21
vs. Virginia (11/21)	W	26 2	2	6	32:50 3:05	4:05	30-2 +28	28-14 +14	19-5 +14	5-0 +5	11-17 -6
vs. #13/14 Baylor (11/22)	W	28 0	0	0	39:51 0:00	0:09	13-20 -7	24-34 -10	15-12 +3	2-0 +2	30-7 +23
UT Martin (11/27)	W	43 0	1	0	38:02 0:00	1:58	24-7 +17	36-10 +26	19-10 +9	10-5 +5	23-28 -5
Syracuse (12/3)	W	32 2	1	1	37:35 1:24	1:01	19-10 +9	44-28 +16	16-7 +9	13-12 +1	32-35 -3
vs. Miami (12/10)	W	18 1	5	2	35:58 0:35	3:27	14-9 +5	22-28 -6	7-13 -6	10-9 +1	17-17 0
at Illinois (12/14)	W	4 8	14	13	10:18 23:49	5:53	12-6 +6	22-22 0	8-8 0	4-5 -1	30-12 +18
Western Carolina (12/17)	W	48 6	0	1	35:10 4:32	0:18	32-0 +32	44-14 +30	10-9 +1	22-0 +22	37-14 +23
Middle Tennessee (12/23)	W	18 6	4	2	27:37 8:40	3:43	11-9 +2	32-26 +6	9-8 +1	11-13 -2	17-31 -14
Norfolk State (12/31)	W	20 0	0	0	39:31 0:00	0:29	16-6 +10	26-28 -2	12-4 +8	8-12 -4	20-2 +18
#23/RV Arkansas (1/4)	W	27 3	3	4	34:00 3:09	2:51	13-6 +7	26-22 +4	16-10 +6	3-8 -5	9-7 +2
at #8/8 Florida (1/7)	L	0 36	0	0	0:00 38:58	1:02	9-12 -3	14-40 -26	4-19 -15	3-22 -19	7-25 -18
at Texas (1/11)	W	7 5	12	6	15:09 13:42	11:09	8-21 -13	28-16 +12	17-10 +7	5-14 -9	28-9 +19
#23/23 Georgia (1/15)	W	22 5	4	4	22:46 13:30	3:44	19-9 +10	36-28 +8	17-10 +7	13-7 +6	29-14 +15
at Vanderbilt (1/18)	L	8 16	2	2	9:13 27:55	2:52	21-21 0	28-34 -6	9-18 -9	6-9 -3	8-20 -12
#14/14 Miss. State (1/21)	W	20 0	0	0	39:15 0:00	0:45	19-15 +4	18-18 0	13-14 -1	14-4 +10	14-21 -7
at #1/1 Auburn (1/25)	L	4 6	12	10	24:19 6:19	9:22	13-8 +5	24-28 -4	16-19 -3	6-4 +2	10-24 -14
#12/12 Kentucky (1/28)	L	3 11	3	2	1:23 35:23	3:14	15-5 +10	24-20 +4	20-8 +12	7-5 +2	16-7 +9
#5/6 Florida (2/1)	W	21 4	3	3	23:11 13:58	2:51	9-3 +6	34-14 +20	10-3 +7	5-8 -3	7-20 -13
#15/16 Missouri (2/5)	W	14 11	4	4	20:27 17:15	2:18	3-8 -5	34-18 +16	11-17 -6	0-16 -16	14-37 -23
at RV/-- Oklahoma (2/8)											
at Kentucky (2/11)											
Vanderbilt (2/15)											
at Texas A&M (2/22)											
at LSU (2/25)											
Alabama (3/1)											
at Ole Miss (3/5)											
South Carolina (3/8)											
TOTALS	19-4	48 36	73	63	342:07 213:48	64:05	380-223 +157	726-530 +196	292-243 +49	213-163 +50	460-415 +45
SEC	6-4	27 36	43	35	189:43 170:09	40:08	129-109 +20	266-238 +28	133-118 +15	62-97 -35	142-184 -42

Bold = season high for UT/OPP (or highest UT +/-)Underline = season low for UT/OPP (or lowest UT +/-)


GAME-BY-GAME POINTS, REBOUNDS & ASSISTS

Opponent (Date)	Bishop Boswell	Cameron Carr	Darlinstone Dubar	J.P. Estrella	Jordan Gainey	Grant Hurst	Chaz Lanier	Jahmai Mashack	Igor Miličić Jr.	Felix Okpara	Cade Phillips	Zakai Zeigler
Gardner-Webb (11/4)	DNP-INJ	2-1-2	DNP	4-2-0	16-2-1	DNP	18-1-0	10-4-1	8-4-1	2-9-0	7-4-2	13-1-9
at Louisville (11/9)	2-0-0	0-2-0	DNP	2-5-0	9-4-4	DNP	19-2-1	3-7-0	7-2-0	10-6-0	6-6-0	19-2-7
Montana (11/13)	0-1-1	13-2-2	DNP	8-1-1	4-3-2	0-0-0	13-1-4	8-3-1	18-10-5	13-4-0	4-3-1	11-6-7
Austin Peay (11/17)	0-1-3	4-1-0	DNP	DNP-INJ	15-2-2	2-1-0	5-3-1	10-3-2	23-9-4	12-7-1	13-9-1	19-3-8
vs. Virginia (11/21)	2-1-0	DNP-INJ	4-3-0	DNP-INJ	5-7-1	0-0-0	26-4-0	7-5-1	14-8-3	4-6-0	0-0-0	2-4-6
vs. #13/14 Baylor (11/22)	0-0-0	DNP-INJ	3-4-1	DNP-INJ	16-1-1	DNP	25-4-1	2-6-2	10-1-3	3-3-0	11-4-1	7-3-9
UT Martin (11/27)	0-1-2	DNP-INJ	7-3-1	DNP-INJ	8-0-3	2-0-0	18-2-2	7-6-4	9-13-1	10-11-0	6-6-0	11-3-9
Syracuse (12/3)	0-0-0	DNP-INJ	3-2-0	DNP-INJ	12-6-2	4-0-0	26-4-2	5-2-0	11-10-2	8-7-0	12-6-2	14-2-8
vs. Miami (12/10)	DNP	DNP-INJ	DNP-INJ	DNP-INJ	8-5-0	DNP	22-3-1	7-5-2	16-9-2	0-5-0	9-1-1	13-5-10
at Illinois (12/14)	0-3-0	DNP-INJ	5-5-0	DNP-INJ	23-2-2	DNP	17-2-1	6-3-0	7-14-1	0-3-0	2-5-0	6-2-2
Western Carolina (12/17)	0-0-0	DNP-INJ	13-2-0	DNP-INJ	17-2-2	0-0-1	19-7-4	5-3-2	4-5-1	9-9-0	5-7-3	10-10-9
Middle Tennessee (12/23)	DNP-INJ	x	3-2-0	DNP-INJ	10-6-0	DNP	23-4-1	6-2-0	7-12-2	12-3-0	4-2-1	17-4-15
Norfolk State (12/31)	0-0-0	x	0-2-0	DNP-INJ	10-3-3	DNP	24-2-2	2-3-0	5-10-3	6-5-0	10-2-0	10-2-6
#23/RV Arkansas (1/4)	0-0-0	x	0-2-1	DNP-INJ	7-5-2	DNP	29-2-0	3-3-3	13-18-5	10-4-0	2-6-0	12-5-7
at #8/8 Florida (1/7)	0-2-1	x	0-1-1	DNP-INJ	7-2-0	DNP	10-7-0	0-4-2	8-7-0	8-7-1	0-1-0	10-2-1
at Texas (1/11)	DNP	x	12-6-0	DNP-INJ	12-0-2	DNP	10-4-1	6-2-2	7-6-1	7-9-2	4-4-0	16-3-8
#23/23 Georgia (1/15)	0-0-0	x	0-1-1	DNP-INJ	19-7-1	DNP	5-4-0	11-1-1	9-9-3	4-7-0	10-4-3	16-2-7
at Vanderbilt (1/18)	0-0-0	x	3-2-0	DNP-INJ	5-1-3	DNP	17-2-0	2-5-2	16-5-1	16-4-1	0-1-1	16-3-10
#14/14 Miss. State (1/21)	0-0-0	x	2-2-0	DNP-INJ	10-2-2	DNP	23-2-1	10-3-3	3-7-3	9-12-0	2-5-1	9-2-7
at #1/1 Auburn (1/25)	0-0-0	x	1-0-0	DNP-INJ	8-4-1	DNP	10-2-0	7-6-1	4-2-1	6-9-1	1-2-1	14-6-5
#12/12 Kentucky (1/28)	0-0-0	x	7-4-1	DNP-INJ	6-4-1	DNP	15-4-0	6-3-0	19-9-4	4-7-2	3-0-0	13-4-6
#5/6 Florida (2/1)	0-2-3	x	4-5-3	DNP-INJ	16-4-5	DNP	19-5-0	8-8-4	DNP-ILL	10-8-0	7-3-0	DNP-INJ
#15/16 Missouri (2/5)	0-0-0	x	0-1-0	DNP-INJ	10-4-3	DNP	10-6-1	7-2-1	21-10-5	12-6-1	4-4-2	21-3-8
at RV/-- Oklahoma (2/8)												
at Kentucky (2/11)												
Vanderbilt (2/15)												
at Texas A&M (2/22)												
at LSU (2/25)												
Alabama (3/1)												
at Ole Miss (3/5)												
South Carolina (3/8)												

HIGHS & LOWS


Individual Category	Tennessee	Opponent
Points	29 by Chaz Lanier vs. Arkansas (1/4/25)	30 by Money Williams vs. Montana (11/13/24)
Points in a Half	25 (1H) by Chaz Lanier vs. Baylor in Nassau (11/22/24)	17 (2H) by Norchad Omier vs. Baylor in Nassau (11/22/24)
Field Goals Made	11 by Igor Miličić Jr., vs. Autin Peay (11/17/24)	17 (1H) by Camryn Weston vs. Middle Tennessee (12/23/24)
Field Goals Made in a Half	9 (1H) by Chaz Lanier vs. Baylor in Nassau (11/22/24)	11 by Tre Johnson at Texas (1/11/25)
Field Goals Attempted	23 by Chaz Lanier vs. Virginia in Nassau (11/21/24)	7 (1H) by Camryn Weston vs. Middle Tennessee (12/23/24)
Field-Goal Percentage (min. 5 made)	100.0 (7-7) Felix Okpara at Vanderbilt (1/18/25)	20 by Johni Broome at Auburn (1/25/25)
<i>all with 5+ makes listed</i>	100.0 (5-5) by Jahmai Mashack vs. Georgia (1/15/25)	100.0 (5-5) by Koby Brea vs. Kentucky (1/28/25)
3-Pointers Made	7 by Chaz Lanier vs. Baylor in Nassau (11/22/24)	5 by Isaac Haney vs. Austin Peay (11/17/24)
3-Pointers Attempted	16 by Chaz Lanier vs. Norfolk State (12/31/24)	12 by Reyne Smith at Louisville (11/9/24)
3-Point Percentage (min. 2 made)	100.0 (2-2) by Jahmai Mashack vs. Mississippi State (1/21/25)	12 by Josh Hubbard vs. Mississippi State (1/21/25)
Free Throws Made	8 by Jahmai Mashack vs. Austin Peay (11/17/24)	100.0 (3-3) by Koby Brea vs. Kentucky (1/28/25)
	8 by Jordan Gainey at Illinois (12/14/24)	10 by Money Williams vs. Montana (11/13/24)
	8 by Zakai Zeigler vs. Middle Tennessee (12/23/24)	10 by Kasparas Jakucionis at Illinois (12/14/24)
Free Throws Attempted	10 by Jahmai Mashack vs. Austin Peay (11/17/24)	14 by Kasparas Jakucionis at Illinois (12/14/24)
Free-Throw Percentage (min. 3 made)	100.0 (7-7) by Zakai Zeigler vs. Gardner-Webb (11/4/24)	100.0 (7-7) by Chad Baker-Mazara (1/25/25)
<i>highest total of makes without a miss listed</i>		
Total Rebounds	18 by Igor Miličić Jr., vs. Arkansas (1/4/25)	15 by Rueben Chinyelu at Florida (1/7/25)
Offensive Rebounds	7 by Igor Miličić Jr., vs. Georgia (1/15/25)	15 by Amari Williams vs. Kentucky (1/28/25)
Defensive Rebounds	12 by Igor Miličić Jr., vs. Arkansas (1/4/25)	8 by Johni Broome at Auburn (1/25/25)
Assists	15 by Zakai Zeigler vs. Middle Tennessee (12/23/24)	13 by Amari Williams vs. Kentucky (1/28/25)
Blocks	5 by Cade Phillips vs. Norfolk State (12/31/24)	6 by A.J. Hoggard at Vanderbilt (1/18/25)
Steals	6 by Zakai Zeigler vs. Georgia (1/15/25)	4 by Johni Broome at Auburn (1/25/25)
Turnovers	11 by Zakai Zeigler at Louisville (11/9/24)	6 by Chucky Hepburn at Louisville (11/9/24)
Minutes Played	39:14 by Zakai Zeigler at Auburn (1/25/25)	7 by Kasparas Jakucionis at Illinois (12/14/24)
Dunks	5 by Felix Okpara vs. Austin Peay (11/17/24)	37:18 by Kasparas Jakucionis at Illinois (12/14/24)
	5 by Felix Okpara at Vanderbilt (1/18/25)	2 by Chris Bell vs. Syracuse (12/3/24)
		2 by Alijah Martin at Florida (1/7/25)
		2 by Otega Owheh vs. Kentucky (1/28/25)
Team Category	Tennessee	Opponent
Points	103 vs. Austin Peay (11/17/24)	78 vs. Kentucky (1/28/25)
Low	43 at Florida (1/7/25)	35 vs. UT Martin (11/27/24)
Points in a Half	52 x2; (2H) vs. Montana (11/13/24) and (1H) vs. Austin Peay (11/17/24)	48 (2H) vs. Kentucky (1/28/25)
Low	15 (1H) at Florida (1/7/25)	15 x2; (2H) vs. UT Martin (11/27/24) and (1H) vs. Western Carolina (12/17/24)
Field Goals Made	37 vs. Austin Peay (11/17/24)	27 at Florida (1/7/25)
Low	12 at Florida (1/7/25)	12 vs. UT Martin (11/27/24)
Field Goals Made in a Half	19 x3; last (2H) vs. Syracuse (12/3/24)	16 x2; (2H) vs. Baylor in Nassau (11/22/24) and (1H) vs. Middle Tennessee (12/23/24)
Low	4 (1H) at Florida (1/7/25)	4 (2H) vs. UT Martin (11/27/24)
Field Goals Attempted	72 vs. Kentucky (1/28/25)	68 at Florida (1/7/25)
Low	46 vs. Baylor in Nassau (11/22/24)	49 vs. Virginia in Nassau (11/21/24)
Field-Goal Percentage	63.8 (37-58) vs. Austin Peay (11/17/24)	50.0 (12-24) vs. Kentucky (1/28/25)
Low	21.4 (12-56) at Florida (1/7/25)	21.9 (14-64) vs. Western Carolina (12/17/24)
3-Pointers Made	12 vs. Baylor in Nassau (11/22/24)	10 x3; last vs. Mississippi State (1/21/25)
Low	4 x2; at Florida (1/7/25) and at Auburn (1/25/25)	2 vs. Norfolk State (12/31/24)
3-Pointers Attempted	45 vs. Kentucky (1/28/25)	39 x2; last vs. Western Carolina (12/17/24)
Low	14 vs. Austin Peay (11/17/24)	13 vs. Norfolk State (12/31/24)
3-Point Percentage	52.6 (10-19) at Louisville (11/9/24)	50.0 (12-24) vs. Kentucky (1/28/25)
Low	13.8 (4-29) at Florida (1/7/25)	14.8 (4-27) vs. Florida (2/1/25)
Free Throws Made	24 vs. Austin Peay (11/17/24)	30 at Illinois (12/14/24)
Low	5 vs. Virginia in Nassau (11/21/24)	2 vs. Western Carolina (12/17/24)
Free Throws Attempted	33 vs. Austin Peay (11/17/24)	36 at Illinois (12/14/24)
Low	10 3x; last vs. Georgia (1/15/25)	4 vs. Western Carolina (12/17/24)
Free-Throw Percentage	100.0 (10-10) vs. Georgia (1/15/25)	100.0 (13-13) at Louisville
Low	50.0 (5-10) vs. Virginia in Nassau (11/21/24)	46.2 (6-13) vs. Arkansas (1/4/25)
Total Rebounds	51 vs. Arkansas (1/4/25)	56 at Florida (1/7/25)
Low	25 at Vanderbilt (1/18/25)	17 vs. Montana (11/13/24)
Offensive Rebounds	24 vs. Arkansas (1/4/25)	19 at Florida (1/7/25)
Low	5 vs. Miami in New York City (12/10/24)	4 vs. Montana (11/13/24)
Defensive Rebounds	34 vs. Western Carolina (12/17/24)	37 at Florida (1/7/25)
Low	17 x2; vs. Georgia (1/15/25) and at Vanderbilt (1/18/25)	13 x3; last at Texas (1/11/25)
Assists	24 vs. Montana (11/13/24)	14 at Florida (1/7/25)
Low	6 x2; at Illinois (12/14/24) and at Florida (1/7/25)	5 x2; vs. Middle Tennessee (12/23/24) and vs. Florida (2/1/25)
Blocks	10 vs. Austin Peay (11/17/24)	10 vs. Arkansas (1/4/25)
Low	1 vs. Arkansas (1/4/25)	0 x2; vs. Montana (11/13/24) and vs. UT Martin (11/27/24)
Steals	17 vs. Western Carolina (12/17/24)	12 at Louisville (11/9/24)
Low	2 at Texas (1/11/25)	0 vs. Virginia in Nassau (11/21/24)
Turnovers	20 at Louisville (11/9/24)	23 vs. Western Carolina (12/17/24)
Low	5 vs. Kentucky (1/28/25)	5 at Texas (1/11/25)
Fouls	24 at Illinois (12/14/24)	25 vs. Austin Peay (11/17/24)
Low	8 x2; vs. UT Martin (11/27/24) and vs. Western Carolina (12/17/24)	12 vs. Miami in New York City (12/10/24)
Dunks	8 x4; last vs. Georgia (1/15/25)	4 vs. Kentucky (1/28/25)
Low	1 vs. Mississippi State (1/21/25)	0 x8; last vs. Georgia (1/15/25)

BOX SCORES

		Official Baseball Box Score - Final										Game Time: 1:52 PM	
		Gardner-Webb at Tennessee 11/26/2021 7:00 PM CST, Nashville, Tennessee 2021-2022 Men's Baseball										Game Duration: 1:50 Attendance: 17,131	
Gardner-Webb - 64		Record: 0-1										Offense: Go Back , View Yearly Team , View Game	
NO.	NAME	AB	R	H	E	BB	SO	2B	3B	HR	AVG	OPS	SLG
1	Alexander Badamos	5	2	3	0	0	0	0	0	0	.600	1.000	1.600
2	Anthony Sledge	3	0	0	0	0	0	0	0	0	.000	.000	.000
3	Jamaine Mann	3	0	0	0	0	0	0	0	0	.000	.000	.000
4	Darrel Simmons III	5	0	0	0	0	0	0	0	0	.000	.000	.000
5	Michael Lutz	4	0	0	0	0	0	0	0	0	.000	.000	.000
6	Cole Hawkins	4	0	0	0	0	0	0	0	0	.000	.000	.000
7	Isiah Richards	5	0	0	0	0	0	0	0	0	.000	.000	.000
8	Shane Meriwether	4	0	0	0	0	0	0	0	0	.000	.000	.000
9	Jacob Hudson	4	0	0	0	0	0	0	0	0	.000	.000	.000
10	Taku Yumibord	4	0	0	0	0	0	0	0	0	.000	.000	.000
Totals		24	2	3	0	0	0	0	0	0	.125	.250	.375

Penalties - 10		Record - 10														Shooting By Period			
No.	Name	Min		GA	3P	FT	Rebounds	Fouls	TR	AS	TO	BL	Blocks						
		SA	BA	SA	BA	SA	BA	SA	BA	SA	BA	SA	BA	SA	BA	SA	BA		
34	Malik Fox	2:41	2:41	0:00	0	0	0	0	1	1	0	0	0	FT	10.0	45.0			
33	Chaz Luster	2:06	2:06	0:00	0	0	0	0	0	0	0	0	0	FT	0.0	0.0			
22	Chaz Luster	2:06	2:06	0:00	0	0	0	0	0	0	0	0	0	FT	10.0	50.0			
15	Jahmal Mackack	2:43	2:44	0:00	1	3	4	2	0	1	0	0	0	FT	11.1	63.6			
11	Jordan Gainer	2:50	2:50	0:00	0	2	2	0	0	0	0	0	0	GM F	50.0	50.0			
10	Chaz Luster	2:06	2:06	0:00	0	0	0	0	0	0	0	0	0	JPT	0.0	0.0			
43	Cameron Carr	1:13	1:13	0:00	0	1	1	1	2	0	0	0	0	FT	26.5	75.0			
13	J.P. Estrella	1:11	1:12	0:00	0	2	2	1	0	0	0	0	0	FT	10.0	50.0			
TOTAL		28:55		16:22	16:21	0:00	42	29	10	10	19	1	2	16	Dead Ball Rebounds: 1				

	GWEB	TENN	Points from	GWEB	TENN	Period by Period Scoring			
Biggest lead	0 (1 st 20:00)	27 (2 nd 8:39)	Turnovers	16	20		1st	2nd	TOT
Best Scoring Run	10(2 nd 3:10)	9(2 nd 18:04)	Paint	34	38	GWEB	32	32	64
Lead Changes	0	0	Second Chance	12	7		44	36	80
Times Tied	2		Fast Breaks	0	13	TENN			
Time with Lead	00:00	38:58	Bench	14	29				



Official Outlined Box Score - Final

Austin Peay State at Tennessee

11/23/24 Football - Knoxville, Tennessee

Game Time: 2:00

Game Duration: 2:00

Attendance: 17,033

Officials: Terry Ogarty, Steve Anderson, Keith Kohn

Austin Peay State - OS

Record 5-1

NO. NAME	Pos	Min	Yds	TD	SP	FT	Rebounds	Fouls	TR	AS	TS	Blocks
							off	tot				
1	Isaac Hainey	41:23	2-12	0	0	0	0	0	0	0	0	0
3	Isaac Hainey	41:23	1-14	5-11	3-3	1-2	3	2	3	22	0	1
4	Isaac Hainey	41:23	0-0	0-0	0-0	0-0	0	0	0	0	0	0
10	Quinn Lan	25:06	1-5	0-0	2-2	0-2	2	2	4	4	2	0
44	Harsell Emanuel	21:39	2-5	1-2	0-0	1-1	3	3	5	1	0	2
5	David Loeck	25:06	0-0	0-0	0-0	0-0	0	0	0	0	0	0
12	Antion Brookshire	25:06	0-4	0-3	0-0	1-1	2	1	3	0	2	2
2	Tyler Calkins	25:06	0-0	0-0	0-0	0-0	0	0	0	0	0	0
14	Darius Doss	03:00	0-0	0-0	0-0	1-0	1	1	0	0	0	0
5	Javier Daniel	07:44	1-1	0-0	0-0	1-1	2	1	3	0	0	0
11	Travis Smith	01:10	1-2	0-0	0-0	0-0	0	0	0	0	0	0
1	Tate McCubbins	02:39	0-1	0-0	0-0	1-1	0	0	0	0	0	0
1	Travis Smith	01:14	0-0	0-0	0-0	0-0	0	0	0	0	0	0
22	Brewster Harshmer	09:14	0-0	0-0	0-0	0-0	0	0	0	0	0	0
Totals			22-60	10-33	14-17	11-14	25	16	10	13	8	12

Shooting by Period

1st Period 9-20 30.0%

2nd Period 4-12 33.3%

3rd Period 7-16 43.8%

4th Period 0-0 0.0%

FT 10-13 76.9%

GM-FT 22-35 62.9%

3PT 10-33 30.3%

3PT-FT 10-27 37.0%

Reb 16-10 61.5%

Reb-FT 10-27 37.0%

Goal Ball

Goal Ball 0-0 0.0%

Record - 100														
NO.	Name	Mtn	SP	3P	FT	Rebounds	Fouls	TR	AS	TS	TO	Blocks	+/-	Shooting %
7	Igor Milićević	30:16	11.4	0.1	1.2	2	7	9	2	23	4	0	2	42
8	Tomislav Čadež	30:16	11.4	0.1	1.2	2	7	9	2	23	4	0	2	42
9	Čadež Lanišnik	30:16	11.4	0.1	1.2	2	7	9	2	23	4	0	2	42
10	Zakaj Željko	30:17	7.8	3.4	2.2	0	0	0	3	19	8	1	1	43
11	Čadež Lanišnik	30:17	7.8	3.4	2.2	0	0	0	3	19	8	1	1	43
12	Jordan Gajdanić	30:17	7.8	3.4	2.2	0	0	0	3	19	8	1	1	43
13	Čadež Lanišnik	30:17	7.8	3.4	2.2	0	0	0	3	19	8	1	1	43
14	Čadež Lanišnik	30:17	7.8	3.4	2.2	0	0	0	3	19	8	1	1	43
15	Čadež Lanišnik	30:17	7.8	3.4	2.2	0	0	0	3	19	8	1	1	43
16	Čadež Lanišnik	30:17	7.8	3.4	2.2	0	0	0	3	19	8	1	1	43
17	Čadež Lanišnik	30:17	7.8	3.4	2.2	0	0	0	3	19	8	1	1	43
18	Čadež Lanišnik	30:17	7.8	3.4	2.2	0	0	0	3	19	8	1	1	43
19	Čadež Lanišnik	30:17	7.8	3.4	2.2	0	0	0	3	19	8	1	1	43
20	Čadež Lanišnik	30:17	7.8	3.4	2.2	0	0	0	3	19	8	1	1	43
21	Čadež Lanišnik	30:17	7.8	3.4	2.2	0	0	0	3	19	8	1	1	43
22	Čadež Lanišnik	30:17	7.8	3.4	2.2	0	0	0	3	19	8	1	1	43
23	Čadež Lanišnik	30:17	7.8	3.4	2.2	0	0	0	3	19	8	1	1	43
24	Čadež Lanišnik	30:17	7.8	3.4	2.2	0	0	0	3	19	8	1	1	43
25	Čadež Lanišnik	30:17	7.8	3.4	2.2	0	0	0	3	19	8	1	1	43
26	Čadež Lanišnik	30:17	7.8	3.4	2.2	0	0	0	3	19	8	1	1	43
27	Čadež Lanišnik	30:17	7.8	3.4	2.2	0	0	0	3	19	8	1	1	43
28	Čadež Lanišnik	30:17	7.8	3.4	2.2	0	0	0	3	19	8	1	1	43
29	Čadež Lanišnik	30:17	7.8	3.4	2.2	0	0	0	3	19	8	1	1	43
30	Čadež Lanišnik	30:17	7.8	3.4	2.2	0	0	0	3	19	8	1	1	43
31	Čadež Lanišnik	30:17	7.8	3.4	2.2	0	0	0	3	19	8	1	1	43
32	Čadež Lanišnik	30:17	7.8	3.4	2.2	0	0	0	3	19	8	1	1	43
33	Čadež Lanišnik	30:17	7.8	3.4	2.2	0	0	0	3	19	8	1	1	43
34	Čadež Lanišnik	30:17	7.8	3.4	2.2	0	0	0	3	19	8	1	1	43
35	Čadež Lanišnik	30:17	7.8	3.4	2.2	0	0	0	3	19	8	1	1	43
36	Čadež Lanišnik	30:17				2	3	0	0	0	0	0	0	
37	Čadež Lanišnik	30:17				2	3	0	0	0	0	0	0	
38	Čadež Lanišnik	30:17				2	3	0	0	0	0	0	0	
39	Čadež Lanišnik	30:17				2	3	0	0	0	0	0	0	
40	Čadež Lanišnik	30:17				2	3	0	0	0	0	0	0	
41	Čadež Lanišnik	30:17				2	3	0	0	0	0	0	0	
42	Čadež Lanišnik	30:17				2	3	0	0	0	0	0	0	
43	Čadež Lanišnik	30:17				2	3	0	0	0	0	0	0	
44	Čadež Lanišnik	30:17				2	3	0	0	0	0	0	0	
45	Čadež Lanišnik	30:17				2	3	0	0	0	0	0	0	
46	Čadež Lanišnik	30:17				2	3	0	0	0	0	0	0	
47	Čadež Lanišnik	30:17				2	3	0	0	0	0	0	0	
48	Čadež Lanišnik	30:17				2	3	0	0	0	0	0	0	
49	Čadež Lanišnik	30:17				2	3	0	0	0	0	0	0	
50	Čadež Lanišnik	30:17				2	3	0	0	0	0	0	0	
51	Čadež Lanišnik	30:17				2	3	0	0	0	0	0	0	
52	Čadež Lanišnik	30:17				2	3	0	0	0	0	0	0	
53	Čadež Lanišnik	30:17				2	3	0	0	0	0	0	0	
54	Čadež Lanišnik	30:17				2	3	0	0	0	0	0	0	
55	Čadež Lanišnik	30:17				2	3	0	0	0	0	0	0	
56	Čadež Lanišnik	30:17				2	3	0	0	0	0	0	0	
57	Čadež Lanišnik	30:17				2	3	0	0	0	0	0	0	
58	Čadež Lanišnik	30:17				2	3	0	0	0	0	0	0	
59	Čadež Lanišnik	30:17				2	3	0	0	0	0	0	0	
60	Čadež Lanišnik	30:17				2	3	0	0	0	0	0	0	
61	Čadež Lanišnik	30:17				2	3	0	0	0	0	0	0	
62	Čadež Lanišnik	30:17				2	3	0	0	0	0	0	0	
63	Čadež Lanišnik	30:17				2	3	0	0	0	0	0	0	
64	Čadež Lanišnik	30:17				2	3	0	0	0	0	0	0	
65	Čadež Lanišnik	30:17				2	3	0	0	0	0	0	0	
66	Čadež Lanišnik	30:17				2	3	0	0	0	0	0	0	
67	Čadež Lanišnik	30:17				2	3	0	0	0	0	0	0	
68	Čadež Lanišnik	30:17				2	3	0	0	0	0	0	0	
69	Čadež Lanišnik	30:17				2	3	0	0	0	0	0	0	
70	Čadež Lanišnik	30:17				2	3	0	0	0	0	0	0	
71	Čadež Lanišnik	30:17				2	3	0	0	0	0	0	0	
72	Čadež Lanišnik	30:17				2	3	0	0	0	0	0	0	
73	Čadež Lanišnik	30:17				2	3	0	0	0	0	0	0	
74	Čadež Lanišnik	30:17				2	3	0	0	0	0	0	0	
75	Čadež Lanišnik	30:17				2	3	0	0	0	0	0	0	
76	Čadež Lanišnik	30:17				2	3	0	0	0	0	0	0	
77	Čadež Lanišnik	30:17				2	3	0	0	0	0	0	0	
78	Čadež Lanišnik	30:17				2	3	0	0	0	0	0	0	
79	Čadež Lanišnik	30:17				2	3	0	0	0	0	0	0	
80	Čadež Lanišnik	30:17				2	3	0	0	0	0	0	0	
81	Čadež Lanišnik	30:17				2	3	0	0	0	0	0	0	
82	Čadež Lanišnik	30:17				2	3	0	0	0	0	0	0	
83	Čadež Lanišnik	30:17				2	3	0	0	0	0	0	0	
84	Čadež Lanišnik	30:17				2	3	0	0	0	0	0	0	
85	Čadež Lanišnik	30:17				2	3	0	0	0	0	0	0	
86	Čadež Lanišnik	30:17				2	3	0	0	0	0	0	0	
87	Čadež Lanišnik	30:17				2	3	0	0	0	0	0	0	
88	Čadež Lanišnik	30:17				2	3	0	0	0	0	0	0	
89	Čadež Lanišnik	30:17				2	3	0	0	0	0	0	0	
90	Čadež Lanišnik	30:17				2	3	0	0	0	0	0	0	
91	Čadež Lanišnik	30:17				2	3	0	0	0	0	0	0	
92	Čadež Lanišnik	30:17				2	3	0	0	0	0	0	0	
93	Čadež Lanišnik	30:17				2	3	0	0	0	0	0	0	
94	Čadež Lanišnik	30:17				2	3	0	0	0	0	0	0	
95	Čadež Lanišnik	30:17				2	3	0	0	0	0	0	0	
96	Čadež Lanišnik	30:17				2	3	0	0	0	0	0	0	
97	Čadež Lanišnik	30:17				2	3	0	0	0	0	0	0	
98	Čadež Lanišnik	30:17				2	3	0	0	0	0	0	0	
99	Čadež Lanišnik	30:17				2	3	0	0	0	0	0	0	
100	Čadež Lanišnik	30:17				2	3	0	0	0	0	0	0	
Overall Shooting Percentages														
SP: 24.4 3P: 24.4 3P: 24.4 FT: 75.0														
SP: 24.4 3P: 24.4 3P: 24.4 FT: 75.0														
SP: 24.4 3P: 24.4 3P: 24.4 FT: 75.0														
SP: 24.4 3P: 24.4 3P: 24.4 FT: 75.0														
SP: 24.4 3P: 24.4 3P: 24.4 FT: 75.0														
SP: 24.4 3P: 24.4 3P: 24.4 FT: 75.0														
SP: 24.4 3P: 24.4 3P: 24.4 FT: 75.0														
SP: 24.4 3P: 24.4 3P: 24.4 FT: 75.0														
SP: 24.4 3P: 24.4 3P: 24.4 FT: 75.0														
SP: 24.4 3P: 24.4 3P: 24.4 FT: 75.0														
SP: 24.4 3P: 24.4 3P: 24.4 FT: 75.0														
SP: 24.4 3P: 24.4 3P: 24.4 FT: 75.0														
SP: 24.4 3P: 24.4 3P: 24.4 FT: 75.0														
SP: 24.4 3P: 24.4 3P: 24.4 FT: 75.0														
SP: 24.4 3P: 24.4 3P: 24.4 FT: 75.0														
SP: 24.4 3P: 24.4 3P: 24.4 FT: 75.0														
SP: 24.4 3P: 24.4 3P: 24.4 FT: 75.0														
SP: 24.4 3P: 24.4 3P: 24.4 FT: 75.0														
SP: 24.4 3P: 24.4 3P: 24.4 FT: 75.0														
SP: 24.4 3P: 24.4 3P: 24.4 FT: 75.0														
SP: 24.4 3P: 24.4 3P: 24.4 FT: 75.0														
SP: 24.4 3P: 24.4 3P: 24.4 FT: 75.0														
SP: 24.4 3P: 24.4 3P: 24.4 FT: 75.0														
SP: 24.4 3P: 24.4 3P: 24.4 FT: 75.0														
SP: 24.4 3P: 24.4 3P: 24.4 FT: 75.0														
SP: 24.4 3P: 24.4 3P: 24.4 FT: 75.0														
SP: 24.4 3P: 24.4 3P: 24.4 FT: 75.0														
SP: 24.4 3P: 24.4 3P: 24.4 FT: 75.0														
SP: 24.4 3P: 24.4 3P: 24.4 FT: 75.0														
SP: 24.4 3P: 24.4 3P: 24.4 FT: 75.0														
SP: 24.4 3P: 24.4 3P: 24.4 FT: 75.0														
SP: 24.4 3P: 24.4 3P: 24.4 FT: 75.0														
SP: 24.4 3P: 24.4 3P: 24.4 FT: 75.0														
SP: 24.4 3P: 24.4 3P: 24.4 FT: 75.0														
SP: 24.4 3P: 24.4 3P: 24.4 FT: 75.0														
SP: 24.4 3P: 24.4 3P: 24.4 FT: 75.0														
SP: 24.4 3P: 24.4 3P: 24.4 FT: 75.0														
SP: 24.4 3P: 24.4 3P: 24.4 FT: 75.0														
SP: 24.4 3P: 24.4 3P: 24.4 FT: 75.0														
SP: 24.4 3P: 24.4 3P: 24.4 FT: 75.0														
SP: 24.4 3P: 24.4 3P: 24.4 FT: 75.0														
SP: 24.4 3P: 24.4 3P: 24.4 FT: 75.0														
SP: 24.4 3P: 24.4 3P: 24.4 FT: 75.0														
SP: 24.4 3P: 24.4 3P: 24.4 FT: 75.0														
SP: 24.4 3P: 24.4 3P: 24.4 FT: 75.0														
SP: 24.4 3P: 24.4 3P: 24.4 FT: 75.0														
SP: 24.4 3P: 24.4 3P: 24.4 FT: 75.0														
SP: 24.4 3P: 24.4 3P: 24.4 FT: 75.0														
SP: 24.4 3P: 24.4 3P: 24.4 FT: 75.0														
SP: 24.4 3P: 24.4 3P: 24.4 FT: 75.0														
SP: 24.4 3P: 24.4 3P: 24.4 FT: 75.0														
SP: 24.4 3P: 24.4 3P: 24.4 FT: 75.0														
SP: 24.4 3P: 24.4 3P: 24.4 FT: 75.0														
SP: 24.4 3P: 24.4 3P: 24.4 FT: 75.0														
SP: 24.4 3P: 24.4 3P: 24.4 FT: 75.0														
SP: 24.4 3P: 24.4 3P: 24.4 FT: 75.0														
SP: 24.4 3P: 24.4 3P: 24.4 FT: 75.0														
SP: 24.4 3P: 24.4 3P: 24.4 FT: 75.0														
SP: 24.4 3P: 24.4 3P: 24.4 FT: 75.0														
SP: 24.4														

	APSU	TENN	Points from Turnovers	APSU	TENN	Period by Period Scoring		
						1st	2nd	TOT
Biggest lead	3 (1 st 19:32)	37 (2 nd 0:33)	Turnovers	14	25			
Best Scoring Run	7 (1 st 10:09)	12 (1 st 13:26)	Paint	22	64	APSU	29	39
Lead Changes	1		Second Chance	17	17			68
Times Tied	0		Fast Breaks	6	27	TENN	52	51
Time with Lead	01:21	38:11	Breaks	13	34			103

UT-Martin at Tennessee													
11/27/24 Fall Game 4 - Knoxville, Tennessee													
UT-Martin at Tennessee													
Game Duration: 1:29													
Game Duration: 1:29													
Game Duration: 1:29													
Game Duration: 1:29													
Game Duration: 1:29													
Game Duration: 1:29													
Game Duration: 1:29													
Game Duration: 1:29													
Game Duration: 1:29													
Game Duration: 1:29													
Game Duration: 1:29													
Game Duration: 1:29													
Game Duration: 1:29													
Game Duration: 1:29													
Game Duration: 1:29													
Game Duration: 1:29													
Game Duration: 1:29													
Game Duration: 1:29													
Game Duration: 1:29													
Game Duration: 1:29													
Game Duration: 1:29													
Game Duration: 1:29													
Game Duration: 1:29													
Game Duration: 1:29													
Game Duration: 1:29													
Game Duration: 1:29													
Game Duration: 1:29													
Game Duration: 1:29													
Game Duration: 1:29													
Game Duration: 1:29													
Game Duration: 1:29													
Game Duration: 1:29													
Game Duration: 1:29													
Game Duration: 1:29													
Game Duration: 1:29													
Game Duration: 1:29													
Game Duration: 1:29													
Game Duration: 1:29													
Game Duration: 1:29													
Game Duration: 1:29													
Game Duration: 1:29													
Game Duration: 1:29													
Game Duration: 1:29													
Game Duration: 1:29													
Game Duration: 1:29													
Game Duration: 1:29													
Game Duration: 1:29													
Game Duration: 1:29													
Game Duration: 1:29													
Game Duration: 1:29													
Game Duration: 1:29													
Game Duration: 1:29													
Game Duration: 1:29													
Game Duration: 1:29													
Game Duration: 1:29													
Game Duration: 1:29													
Game Duration: 1:29													
Game Duration: 1:29													
Game Duration: 1:29													
Game Duration: 1:29													
Game Duration: 1:29													
Game Duration: 1:29													
Game Duration: 1:29													
Game Duration: 1:29													
Game Duration: 1:29													
Game Duration: 1:29													
Game Duration: 1:29													
Game Duration: 1:29													
Game Duration: 1:29													
Game Duration: 1:29													
Game Duration: 1:29													
Game Duration: 1:29													
Game Duration: 1:29													
Game Duration: 1:29													
Game Duration: 1:29													
Game Duration: 1:29													
Game Duration: 1:29													
Game Duration: 1:29													
Game Duration: 1:29													
Game Duration: 1:29													
Game Duration: 1:29													
Game Duration: 1:29													
Game Duration: 1:29													
Game Duration: 1:29													
Game Duration: 1:29													
Game Duration: 1:29													
Game Duration: 1:29													
Game Duration: 1:29													
Game Duration: 1:29													
Game Duration: 1:29													
Game Duration: 1:29													
Game Duration: 1:29													
Game Duration: 1:29													
Game Duration: 1:29													
Game Duration: 1:29													
Game Duration: 1:29													
Game Duration: 1:29													
Game Duration: 1:29													
Game Duration: 1:29													
Game Duration: 1:29													
Game Duration: 1:29													
Game Duration: 1:29													
Game Duration: 1:29													
Game Duration: 1:29													
Game Duration: 1:29													
Game Duration: 1:29													
Game Duration: 1:29													
Game Duration: 1:29													
Game Duration: 1:29													
Game Duration: 1:29													
Game Duration: 1:29													
Game Duration: 1:29													
Game Duration: 1:29													
Game Duration: 1:29													
Game Duration: 1:29													
Game Duration: 1:29													
Game Duration: 1:29													
Game Duration: 1:29													
Game Duration: 1:29													
Game Duration: 1:29													
Game Duration: 1:29													
Game Duration: 1:29													
Game Duration: 1:29													
Game Duration: 1:29													
Game Duration: 1:29													
Game Duration: 1:29													
Game Duration: 1:29													
Game Duration: 1:29													
Game Duration: 1:29													
Game Duration: 1:29													
Game Duration: 1:29													
Game Duration: 1:29													
Game Duration: 1:29													
Game Duration: 1:29													
Game Duration: 1:29													
Game Duration: 1:29													
Game Duration: 1:29													
Game Duration: 1:29													
Game Duration: 1:29													
Game Duration: 1:29													
Game Duration: 1:29													
Game Duration: 1:29													
Game Duration: 1:29													
Game Duration: 1:29													
Game Duration: 1:29													
Game Duration: 1:29													
Game Duration: 1:29													
Game Duration: 1:29													
Game Duration: 1:29													
Game Duration: 1:29													
Game Duration: 1:29													
Game Duration: 1:29													
Game Duration: 1:29													
Game Duration: 1:29													
Game Duration: 1:29													
Game Duration: 1:29													
Game Duration: 1:29													
Game Duration: 1:29													
Game Duration: 1:29													
Game Duration: 1:29													
Game Duration: 1:29													
Game Duration: 1:29													
Game Duration: 1:29													
Game Duration: 1:29													
Game Duration: 1:29													
Game Duration: 1:29													
Game Duration: 1:29													
Game Duration: 1:29													
Game Duration: 1:29													
Game Duration: 1:29													
Game Duration: 1:29													
Game Duration: 1:29													
Game Duration: 1:29													
Game Duration: 1:29													
Game Duration: 1:29													
Game Duration: 1:29													
Game Duration: 1:29													
Game Duration: 1:29													
Game Duration: 1:29													
Game Duration: 1:29													
Game Duration: 1:29													
Game Duration: 1:29													
Game Duration: 1:29													
Game Duration: 1:29													
Game Duration: 1:29													
Game Duration: 1:29													
Game Duration: 1:29													
Game Duration: 1:29													
Game Duration: 1:29													
Game Duration: 1:29													
Game Duration: 1:29													
Game Duration: 1:29													
Game Duration: 1:29													
Game Duration: 1:29													
Game Duration: 1:29													
Game Duration: 1:29													
Game Duration: 1:29													
Game Duration: 1:29													
Game Duration: 1:29													
Game Duration: 1:29													
Game Duration: 1:29													
Game Duration: 1:29													
Game Duration: 1:29													
Game Duration: 1:29													
Game Duration: 1:29													
Game Duration: 1:29													
Game Duration: 1:29													
Game Duration: 1:29													
Game Duration: 1:29													
Game Duration: 1:29													
Game Duration: 1:29													
Game Duration: 1:29													
Game Duration: 1:29													
Game Duration: 1:29													
Game Duration: 1:29													
Game Duration: 1:29													
Game Duration: 1:29													
Game Duration: 1:29													
Game Duration: 1:29													
Game Duration: 1:29													
Game Duration: 1:29													
Game Duration: 1:29													
Game Duration: 1:29													
Game Duration: 1:29													
Game Duration: 1:29													
Game Duration: 1:29													
Game Duration: 1:29													

Round 78												
Round 78												
NO.	NAME	PTS	FG	FT	Rebounds	FOUL	PTS	AS	TS	BLKs	STL	Rating
		min										
1	JOE MILES JR.	25:37	4-9	1-3	4	9	13	2	1	2	2	26
2	CHAS HANSEN	23:45	4-10	0-0	0	0	0	0	0	0	0	23
3	CHAS LANTIER	20:42	6-15	2-2	0	2	0	1	18	2	0	32
4	JOHN HANSEN	20:42	6-15	2-2	0	2	0	1	18	2	0	32
5	JAHMAL MASHAK	20:00	2-3	0-1	3	4	2	6	4	7	4	22
11	Jordan Gentry	34:35	3-7	1-4	13	0	0	3	3	2	1	25
12	JOHN HANSEN	34:35	3-7	1-4	13	0	0	3	3	2	1	25
16	Bartholomew Duncan	12:44	3-6	1-4	0	3	3	1	7	1	0	20
17	CHAS LANTIER	12:44	3-6	1-4	0	3	3	1	7	1	0	20
31	Campanelli Duncan	01:25	0-0	0-0	0	0	0	0	0	0	0	6
32	Campanelli Duncan	01:25	0-0	0-0	0	0	0	0	0	0	0	6
34	Quinn Pfaul	01:25	0-0	0-0	1	1	0	0	0	0	0	4
Team					2	3						
Total		30:40	10-37	6-10	13	2	3	11	22	6	4	43

Shooting By Point

PTS	FG%	60	27.3%
PTS	FT%	50	33.3%
PTS	3PT%	10	0.0%
PTS	FT%	10	33.3%
PTS	3PT%	4	36.7%
PTS	FT%	4	50.0%
PTS	3PT%	0	0.0%
PTS	FT%	0	0.0%
PTS	3PT%	0	0.0%
PTS	FT%	0	0.0%
PTS	3PT%	0	0.0%

Team Total: 30-43 60-100

	MRTN	TENN	Points from		MRTN	TENN	Period by Period Scoring			
Biggest lead	0 (1 st 20:00)	43 (2 nd 0:34)	Turnovers	7	24		1st	2nd	TOT	
Best Scoring Run	5 (2 nd 14:02)	14 (2 nd 16:16)	Paint	10	36	MRTN	20	15	35	
Lead Changes	0		Second Chance	10	19					
Times Tied	1		Fast Breaks	5	10	TENN	35	43	78	
Time with Lead	00:00	38:02	Bench	28	23					

[illegible][illegible]

	TEN	ILL	Points from	TEN	ILL	Period by Period Scoring			
Biggest lead	4 (2 nd 16:46)	8 (1 st 16:20)	Turnovers	12	6		1st	2nd	TOT
Best Scoring Run	6 (2 nd 8:49)	10 (2 nd 14:22)	Paint	22	22				
Lead Changes		13	Second Chance	8	8	TEN	31	35	66
Times Tied		14	Fast Breaks	4	5				
Time with Lead	10:18	23:49	Bench	30	12	ILL	30	34	64

[illegible][illegible]

	TEN	LOU	Points from	TEN	LOU	Period by Period Scoring			
Biggest lead	26 (2 nd 6:38)	0 (1 st 20:00)	Turnovers	20	12		1st	2nd	TOT
Best Scoring Run	10 (1 st 14:50)	10 (1 st 0:41)	Paint	40	10	TEN	40	37	77
Lead Changes	0		Second Chance	15	5				
Times Tied	0		Fast Breaks	6	4	LOU	26	29	55
Time with Lead	39:02	00:00	Bench	19	39				

[illegible]

Jennimes - 6																											
		Min		Sec		3A		3B		FB		Rebounds		Fouls		FT		AST		STL		Blocks		Shooting FG			
NO	Name	RA	PA	RA	PA	RA	PA	RA	PA	RA	PA	RA	PA	RA	PA	RA	PA	RA	PA	RA	PA	RA	PA	RA	PA		
7	Isaac Jr.	28:08	5.0	5.3	2.2	6.6	0.0	0.0	0.0	14	3.3	0.0	0.0	0	0	0	0	0	0	0	0	0	0	0	0		
9	Chaz Jr.	28:05	5.0	5.0	0.0	0.0	0.0	0.0	0.0	0.0	0.0	0.0	0.0	0.0	0.0	0.0	0.0	0.0	0.0	0.0	0.0	0.0	0.0	0.0	0.0		
10	Tommy Jr.	28:05	5.0	5.0	0.0	0.0	0.0	0.0	0.0	0.0	0.0	0.0	0.0	0.0	0.0	0.0	0.0	0.0	0.0	0.0	0.0	0.0	0.0	0.0	0.0		
12	Michael Jr.	28:05	5.0	5.0	0.0	0.0	0.0	0.0	0.0	0.0	0.0	0.0	0.0	0.0	0.0	0.0	0.0	0.0	0.0	0.0	0.0	0.0	0.0	0.0	0.0		
13	Zak Zepher	28:06	5.0	5.0	0.0	0.0	0.0	0.0	0.0	0.0	0.0	0.0	0.0	0.0	0.0	0.0	0.0	0.0	0.0	0.0	0.0	0.0	0.0	0.0	0.0		
14	James Jr.	28:05	5.0	5.0	0.0	0.0	0.0	0.0	0.0	0.0	0.0	0.0	0.0	0.0	0.0	0.0	0.0	0.0	0.0	0.0	0.0	0.0	0.0	0.0	0.0		
15	Jordan Jackson	28:42	1.6	3.3	2.5	7.7	2.6	5.5	1.1	1.1	1.1	1.1	1.1	1.1	1.1	1.1	1.1	1.1	1.1	1.1	1.1	1.1	1.1	1.1	1.1		
16	Dele Phillips	27:17	0.1	0.0	0.0	0.0	0.0	0.0	0.0	0.0	0.0	0.0	0.0	0.0	0.0	0.0	0.0	0.0	0.0	0.0	0.0	0.0	0.0	0.0	0.0		
17	Dele Phillips	27:17	0.1	0.0	0.0	0.0	0.0	0.0	0.0	0.0	0.0	0.0	0.0	0.0	0.0	0.0	0.0	0.0	0.0	0.0	0.0	0.0	0.0	0.0	0.0		
23	Bishop Brown	27:55	1.2	0.0	0.0	0.0	0.0	0.0	0.0	0.0	0.0	0.0	0.0	0.0	0.0	0.0	0.0	0.0	0.0	0.0	0.0	0.0	0.0	0.0	0.0		
23	Grant Hurst	27:23	0.1	0.0	0.0	0.0	0.0	0.0	0.0	0.0	0.0	0.0	0.0	0.0	0.0	0.0	0.0	0.0	0.0	0.0	0.0	0.0	0.0	0.0	0.0		
Team				4		1		5		0		1		0		0		0		0		0		0		0	
Totals		25:06		28		18		25		43		12		6		8		7		5		22		22		22	

Shooting FG		
1st FQtr	9:30	30.0%
2nd FQtr	14:42	33.3%
3rd FQtr	5:2	66.7%
4th FQtr	16:36	44.4%
FT%		
1st FQtr	13:51	38.9%
2nd FQtr	14:42	33.3%
3rd FQtr	5:2	66.7%
4th FQtr	16:36	77.8%
GM FQtr		
1st FQtr	25:06	37.7%
2nd FQtr	25:06	36.9%
Court Ball Rebounds %		

	UVA	UT
Biggest lead	2 (1 st :12-33)	26 (2 nd :1-43)
Best Scoring Run	8(2 nd :10-48)	16(2 nd :1-43)
Lead Changes	6	5
Times Tied	2	
Time with Lead	03:05	32:50

Points from Turnovers	UVA	UT
Paint	14	28
Second Chance	5	19
Fast Breaks	0	5
Bench	17	11

Period by Period Scoring			
	1st	2nd	TOT
UVA	21	21	42
UT	22	42	64

[illegible]

Tennessee - 96		Round 80					Technical Fouls Per Game 1-2-3-4														
No.	Name	FG	3P	FT	Rebounds	Fouls	1				2				3		4		Shooting By Period		
							pts	pts	pts	pts	pts	pts	pts	pts	pts	pts	pts	pts		pts	pts
30	Joe Millic Jr.	17	13	21	4	6	2	2	2	1	1	2	2	1	1	2	1	1	67%	10.6	13.3%
44	Chris Ochsena	24	14	4	0	0	3	4	7	2	0	0	0	0	0	0	0	0	87%	11.3	84.6%
22	David Lester	14	10	1	0	0	0	0	0	0	0	0	0	0	0	0	0	0	75%	10.0	61.5%
15	Johna Ziegler	22	10	3	1	2	0	2	3	2	1	4	3	4	0	0	0	0	13	81%	57.1%
15	Johna Ziegler	22	10	3	1	2	0	2	3	2	1	4	3	4	0	0	0	0	13	81%	57.1%
15	Johna Ziegler	22	10	3	1	2	0	2	3	2	1	4	3	4	0	0	0	0	13	81%	57.1%
15	Johna Ziegler	22	10	3	1	2	0	2	3	2	1	4	3	4	0	0	0	0	13	81%	57.1%
15	Johna Ziegler	22	10	3	1	2	0	2	3	2	1	4	3	4	0	0	0	0	13	81%	57.1%
15	Johna Ziegler	22	10	3	1	2	0	2	3	2	1	4	3	4	0	0	0	0	13	81%	57.1%
15	Johna Ziegler	22	10	3	1	2	0	2	3	2	1	4	3	4	0	0	0	0	13	81%	57.1%
15	Johna Ziegler	22	10	3	1	2	0	2	3	2	1	4	3	4	0	0	0	0	13	81%	57.1%
15	Johna Ziegler	22	10	3	1	2	0	2	3	2	1	4	3	4	0	0	0	0	13	81%	57.1%
15	Johna Ziegler	22	10	3	1	2	0	2	3	2	1	4	3	4	0	0	0	0	13	81%	57.1%
15	Johna Ziegler	22	10	3	1	2	0	2	3	2	1	4	3	4	0	0	0	0	13	81%	57.1%
15	Johna Ziegler	22	10	3	1	2	0	2	3	2	1	4	3	4	0	0	0	0	13	81%	57.1%
15	Johna Ziegler	22	10	3	1	2	0	2	3	2	1	4	3	4	0	0	0	0	13	81%	57.1%
15	Johna Ziegler	22	10	3	1	2	0	2	3	2	1	4	3	4	0	0	0	0	13	81%	57.1%
15	Johna Ziegler	22	10	3	1	2	0	2	3	2	1	4	3	4	0	0	0	0	13	81%	57.1%
15	Johna Ziegler	22	10	3	1	2	0	2	3	2	1	4	3	4	0	0	0	0	13	81%	57.1%
15	Johna Ziegler	22	10	3	1	2	0	2	3	2	1	4	3	4	0	0	0	0	13	81%	57.1%
15	Johna Ziegler	22	10	3	1	2	0	2	3	2	1	4	3	4	0	0	0	0	13	81%	57.1%
15	Johna Ziegler	22	10	3	1	2	0	2	3	2	1	4	3	4	0	0	0	0	13	81%	57.1%
15	Johna Ziegler	22	10	3	1	2	0	2	3	2	1	4	3	4	0	0	0	0	13	81%	57.1%
15	Johna Ziegler	22	10	3	1	2	0	2	3	2	1	4	3	4	0	0	0	0	13	81%	57.1%
15	Johna Ziegler	22	10	3	1	2	0	2	3	2	1	4	3	4	0	0	0	0	13	81%	57.1%
15	Johna Ziegler	22	10	3	1	2	0	2	3	2	1	4	3	4	0	0	0	0	13	81%	57.1%
15	Johna Ziegler	22	10	3	1	2	0	2	3	2	1	4	3	4	0	0	0	0	13	81%	57.1%
15	Johna Ziegler	22	10	3	1	2	0	2	3	2	1	4	3	4	0	0	0	0	13	81%	57.1%
15	Johna Ziegler	22	10	3	1	2	0	2	3	2	1	4	3	4	0	0	0	0	13	81%	57.1%
15	Johna Ziegler	22	10	3	1	2	0	2	3	2	1	4	3	4	0	0	0	0	13	81%	57.1%
15	Johna Ziegler	22	10	3	1	2	0	2	3	2	1	4	3	4	0	0	0	0	13	81%	57.1%
15	Johna Ziegler	22	10	3	1	2	0	2	3	2	1	4	3	4	0	0	0	0	13	81%	57.1%
15	Johna Ziegler	22	10	3	1	2	0	2	3	2	1	4	3	4	0	0	0	0	13	81%	57.1%
15	Johna Ziegler	22	10	3	1	2	0	2	3	2	1	4	3	4	0	0	0	0	13	81%	57.1%
15	Johna Ziegler	22	10	3	1	2	0	2	3	2	1	4	3	4	0	0	0	0	13	81%	57.1%
15	Johna Ziegler	22	10	3	1	2	0	2	3	2	1	4	3	4	0	0	0	0	13	81%	57.1%
15	Johna Ziegler	22	10	3	1	2	0	2	3	2	1	4	3	4	0	0	0	0	13	81%	57.1%
15	Johna Ziegler	22	10	3	1	2	0	2	3	2	1	4	3	4	0	0	0	0	13	81%	57.1%
15	Johna Ziegler	22	10	3	1	2	0	2	3	2	1	4	3	4	0	0	0	0	13	81%	57.1%
15	Johna Ziegler	22	10	3	1	2	0	2	3	2	1	4	3	4	0	0	0	0	13	81%	57.1%
15	Johna Ziegler	22	10	3	1	2	0	2	3	2	1	4	3	4	0	0	0	0	13	81%	57.1%
15	Johna Ziegler	22	10	3	1	2	0	2	3	2	1	4	3	4	0	0	0	0	13	81%	57.1%
15	Johna Ziegler	22	10	3	1	2	0	2	3	2	1	4	3	4	0	0	0	0	13	81%	57.1%
15	Johna Ziegler	22	10	3	1	2	0	2	3	2	1	4	3	4	0	0	0	0	13	81%	57.1%
15	Johna Ziegler	22	10	3	1	2	0	2	3	2	1	4	3	4	0	0	0	0	13	81%	57.1%
15	Johna Ziegler	22	10	3	1	2	0	2	3	2	1	4	3	4	0	0	0	0	13	81%	57.1%
15	Johna Ziegler	22	10	3	1	2	0	2	3	2	1	4	3	4	0	0	0	0	13	81%	57.1%
15	Johna Ziegler	22	10	3	1	2	0	2	3	2	1	4	3	4	0	0	0	0	13	81%	57.1%
15	Johna Ziegler	22	10	3	1	2	0	2	3	2	1	4	3	4	0	0	0	0	13	81%	57.1%
15	Johna Ziegler	22	10	3	1	2	0	2	3	2	1	4	3	4	0	0	0	0	13	81%	57.1%
15	Johna Ziegler	22	10	3	1	2	0	2	3	2	1	4	3	4	0	0	0	0	13	81%	57.1%
15	Johna Ziegler	22	10	3	1	2	0	2	3	2	1	4	3	4	0	0	0	0	13	81%	57.1%
15	Johna Ziegler	22	10	3	1	2	0	2	3	2	1	4	3	4	0	0	0	0	13	81%	57.1%
15	Johna Ziegler	22	10	3	1	2	0	2	3	2	1	4	3	4	0	0	0	0	13	81%	57.1%
15	Johna Ziegler	22	10	3	1	2	0	2	3	2	1	4	3	4	0	0	0	0	13	81%	57.1%
15	Johna Ziegler	22	10	3	1	2	0	2	3	2	1	4	3	4	0	0	0	0	13	81%	57.1%
15	Johna Ziegler	22	10	3	1	2	0	2	3	2	1	4	3	4	0	0	0	0	13	81%	57.1%
15	Johna Ziegler	22	10	3	1	2	0	2	3	2	1	4	3	4	0	0	0	0	13	81%	57.1%
15	Johna Ziegler	22	10	3	1	2	0	2	3	2	1	4	3	4	0	0	0	0	13	81%	57.1%
15	Johna Ziegler	22	10	3	1	2	0	2	3	2	1	4	3	4	0	0	0	0	13	81%	57.1%
15	Johna Ziegler	22	10	3	1	2	0	2	3	2	1	4	3	4	0	0	0	0	13	81%	57.1%
15	Johna Ziegler	22	10	3	1	2	0	2	3	2	1	4	3	4	0	0	0	0	13	81%	57.1%
15	Johna Ziegler	22	10	3	1	2	0	2	3	2	1	4	3	4	0	0	0	0	13	81%	57.1%
15	Johna Ziegler	22	10	3	1	2	0	2	3	2	1	4	3	4	0	0	0	0	13	81%	57.1%
15	Johna Ziegler	22	10	3	1	2	0	2	3	2	1	4	3	4	0	0	0	0	13	81%	57.1%
15	Johna Ziegler	22	10	3	1	2	0	2	3	2	1	4	3	4	0	0	0	0	13	81%	57.1%
15	Johna Ziegler	22	10	3	1	2	0	2	3	2	1	4	3	4	0	0	0	0	13	81%	57.1%
15	Johna Ziegler	22	10	3	1	2	0	2	3	2	1	4	3	4	0	0	0	0	13	81%	57.1%
15	Johna Ziegler	22	10	3	1	2	0	2	3	2	1	4	3	4	0	0	0	0	13	81%	57.1%
15	Johna Ziegler	22	10	3	1	2	0	2	3	2	1	4	3	4	0	0	0	0	13	81%	57.1%
15	Johna Ziegler	22	10	3	1	2	0	2	3	2	1	4	3	4	0	0	0	0	13	81%	57.1%
15	Johna Ziegler	22	10	3	1	2	0	2	3	2	1	4	3	4	0	0	0	0	13	81%	57.1%
15	Johna Ziegler	22	10	3	1	2	0	2	3	2	1	4	3	4	0	0	0	0	13	81%	57.1%
15	Johna Ziegler	22	10	3	1	2	0	2	3	2	1	4	3	4	0	0	0	0	13	81%	57.1%
15	Johna Ziegler	22	10	3	1	2	0	2	3	2	1	4	3	4	0	0	0	0	13	81%	57.1%
15	Johna Ziegler	22	10	3	1	2	0	2	3	2	1	4	3	4	0	0	0	0	13	81%	57.1%
15	Johna Ziegler	22	10	3	1	2	0	2	3	2	1	4	3	4	0	0	0	0	13	81%	57.1%
15	Johna Ziegler	22	10	3	1	2	0	2	3	2	1	4	3	4	0	0	0	0	13	81%	57.1%
15	Johna Ziegler	22	10	3	1	2	0	2	3	2	1	4	3	4	0	0	0	0	13	81%	57.1%
15	Johna Ziegler	22	10	3	1	2	0	2	3	2	1	4	3	4	0	0	0	0	13	81%	57.1%
15	Johna Ziegler	22	10	3	1	2	0	2	3	2	1	4	3	4	0	0	0	0	13	81%	57.1%
15	Johna Ziegler	22	10	3	1	2	0	2	3	2	1	4	3	4	0	0	0	0	13	8	

	CUSE	TENN	Points from Turnovers	CUSE	TENN	Period by Period Scoring			
Biggest lead	2 (1 st 19:25)	32 (2 nd 6:33)	Point	10	19		1st	2nd	TOT
Best Scoring Run	7 (1 st 6:09)	12 (2 nd 6:33)	Second Chance	28	44	CUSE	35	35	70
Lead Changes		1	Fast Breaks	7	16				
Times Tied		1	Bench	12	13	TENN	45	51	96
Time with Lead	01:24	37:35		35	32				

Western Canada - 36		Official Bowls Bow Score - Final												Game Time: 7:10		Game Duration: 1:00	
Western Canada - 36		Western Canada - 36												10:17 PM Fall Stars - Final		Game Duration: 1:00	
Western Canada - 36		2020-2021												Officials: JHB Hartness, T. McJannet		Shooting By: Mark Jovan	
NO.	NAME	FB	FB	FB	FB	FB	FB	FB	FB	FB	FB	FB	FB	FB	FB	FB	FB
1	21 Stanchbury	F 2124	1-3	0.0	0.0	0.0	0.0	0.0	0.0	0.0	0.0	0.0	0.0	0.0	0.0	0.0	0.0
3	Vernon Collins	F 1744	1-3	0.0	0.0	0.0	3.4	4.7	3.0	2.0	0.0	0.0	0.0	0.0	0.0	0.0	0.0
4	21 Stanchbury	F 2124	1-3	0.0	0.0	0.0	0.0	0.0	0.0	0.0	0.0	0.0	0.0	0.0	0.0	0.0	0.0
5	CJ Hyland	G 2147	0.4	0.2	0.0	0.0	3.3	3.1	1.0	1.0	1.0	0.0	0.0	0.0	0.0	0.0	0.0
6	21 Stanchbury	G 2147	0.4	0.2	0.0	0.0	3.3	3.1	1.0	1.0	1.0	0.0	0.0	0.0	0.0	0.0	0.0
8	Ice Emyer	F 2123	1-11	0.8	0.0	0.0	1.1	1.1	1.2	3.0	0.0	0.0	0.0	0.0	0.0	0.0	0.0
9	21 Stanchbury	F 2123	1-11	0.8	0.0	0.0	1.1	1.1	1.2	3.0	0.0	0.0	0.0	0.0	0.0	0.0	0.0
23	Maricus Bell	F 2031	0.4	0.0	0.0	0.0	2.1	1.3	1.0	1.0	0.0	0.0	0.0	0.0	0.0	0.0	0.0
5	Brennon Morgan	F 2031	0.4	0.0	0.0	0.0	2.1	1.3	1.0	1.0	0.0	0.0	0.0	0.0	0.0	0.0	0.0
9	Jamie Livingston	F 1239	0.4	0.3	0.2	0.0	0.0	0.0	2.1	1.1	1.2	1.0	0.0	0.0	0.0	0.0	0.0
21	21 Stanchbury	F 1239	0.4	0.3	0.2	0.0	0.0	0.0	2.1	1.1	1.2	1.0	0.0	0.0	0.0	0.0	0.0
12	Crispin Lemme	F 0627	0.1	0.1	0.2	0.0	0.0	0.0	0.0	0.0	0.0	0.0	0.0	0.0	0.0	0.0	0.0
Team																	
Team																	
Team																	
Team																	
Team																	
Team																	
Team																	
Team																	
Team																	
Team																	
Team																	
Team																	
Team																	
Team																	
Team																	
Team																	
Team																	
Team																	
Team																	
Team																	
Team																	
Team																	
Team																	
Team																	
Team																	
Team																	
Team																	
Team																	
Team																	
Team																	
Team																	
Team																	
Team																	
Team																	
Team																	
Team																	
Team																	
Team																	
Team																	
Team																	
Team																	
Team																	
Team																	
Team																	
Team																	
Team																	
Team																	
Team																	
Team																	
Team																	
Team																	
Team																	
Team																	
Team																	
Team																	
Team																	
Team																	
Team																	
Team																	
Team																	
Team																	
Team																	
Team																	
Team																	
Team																	
Team																	
Team																	
Team																	
Team																	
Team																	
Team																	
Team																	
Team																	
Team																	
Team																	
Team																	
Team																	
Team																	
Team																	
Team																	
Team																	
Team																	
Team																	
Team																	
Team																	
Team																	
Team																	
Team																	
Team																	
Team																	
Team																	
Team																	
Team																	
Team																	
Team																	
Team																	
Team																	
Team																	
Team																	
Team																	
Team																	
Team																	
Team																	
Team																	
Team																	
Team																	
Team																	
Team																	
Team																	
Team																	
Team																	
Team																	
Team																	
Team																	
Team																	
Team																	
Team																	
Team																	
Team																	
Team																	
Team																	
Team																	
Team																	
Team																	
Team																	
Team																	
Team																	
Team																	
Team																	
Team																	
Team																	
Team																	
Team																	
Team																	
Team																	
Team																	
Team																	
Team																	
Team																	
Team																	
Team																	
Team																	
Team																	
Team																	
Team																	
Team																	
Team																	
Team																	
Team																	

Teamwise 40 - 40															
Min		FG		FT		Rebounds		Fouls		AS TO		Blocks		Shooting By	
NO	Name	pts	reb	fg	ft	fg	ft	fg	ft	fg	ft	fg	ft	fg	ft
7	Ip Maric Jani	16:53	26	10	0	1	4	1	1	1	0	2	1	0	2
9	Ip Mica Jani	16:53	26	10	0	1	4	1	1	1	0	2	1	0	2
2	Chic Lander	G:24:1	5:19	3	0	0	1	1	0	1	0	4	0	0	3
5	Zak Zenger	0:23:7	2:13	1	0	0	1	0	0	2	0	2	1	0	1
8	Chic Phillips	0:23:7	2:13	1	0	0	1	0	0	2	0	2	1	0	1
6	Chic Phillips	0:23:7	2:13	1	0	0	1	0	0	2	0	2	1	0	1
1	Jordan Janani	25:25	6:24	24	3	2	2	2	4	1	12	1	5	2	0
3	Grant Huns	0:28	0:0	0	0	0	0	0	0	0	0	0	0	0	0
4	Grant Huns	0:28	0:0	0	0	0	0	0	0	0	0	0	0	0	0
21	Campbell Duncan	0:28	11	0	0	0	0	0	0	0	0	0	0	0	0
24	Simon Paul	0:28	11	0	0	0	0	0	0	0	0	0	0	0	0
Team		55:00	6:25	15:44	1	2	3	4	4	4	4	11	4	4	4
55% FG 15.1% FT 40% 3PT% 41.3% 30.8% FT% 45.5% 45.5% 3PT% 17.3% 44.4% 3PT% 41.4% 28.6% 3PT% 41.4% 28.6% GMFG 30.0 40.0 40.0 GMFG 30.0 40.0 40.0 3PT% 13.4 25.7%															

	WCU	TENN			
Biggest lead	6 (1 st 18:23)	48 (2 nd 1:49)	Points from	WCU	TENN
Best Scoring Run	6 (1 st 18:23)	19 (2 nd 17:52)	Turnovers	0	32
Lead Changes	1	0	Paint	14	44
Times Tied	0	1	Second Chance	9	10
Time with Lead	04:32	35:10	Fast Breaks	0	22
			Bench	14	37

	Period by Period Scoring		
	1st	2nd	TOT
WCU	15	21	36
TENN	38	46	84

[illegible]

Innocent 2015													
No.	Name	Min	MA	3P	FT	Rebounds	FO	PF	AS	TS	Blocks	Shooting %	
7	Igor Mijovic Jr.	33:24	6-10	2-6	4-4	0 10 10	3	3	18	5	2	0	57.1%
4	Chase O'Connell	30:58	5-7	2-3	1-1	1 4 5	1	4	3	1	2	28	44.4%
3	Chris Hunter	G 18:37	5-8	2-5	0-0	1 4 2	1 3	2	13	5	0	13	39%
11	Zeke Ziegler	G 20:31	3-4	2-2	1-1	2 2 1	1	11	3	1	1	20	33.3%
15	Justin Goss	G 20:22	2-2	2-2	0-0	1 1 2	1	1	1	1	1	20	50%
11	Jordan Jackson	G 23:31	1-4	0-1	2-2	1 2 3	2	3	4	2	2	21	60.8%
10	Chris Smith	G 20:00	1-2	0-0	0-0	1 1 2	1	1	1	1	1	20	50%
4	Diego Phillips	G 20:00	2-2	0-0	0-0	1 2 3	1	2	4	1	0	1	8
43	Cameron Carr	G 23:34	1-2	0-0	0-0	1 2 1	3	4	12	2	0	19	25%
3	Chris Smith	G 20:00	0-0	0-0	0-0	0 0 0	0	0	0	0	0	0	0%
23	Grant Hunter	G 15:01	0-1	0-0	0-0	0 0 0	0	0	0	0	0	2	0%
Team						2 2 4	4	0	0	0	0	0	

Shooting By Period

Period	1st	2nd	3rd	4th
2P%	40%	52%	57%	57%
3P%	40%	44%	44%	44%
FT%	40%	44%	44%	44%

Overall Team Totals

Category	Value
2P%	50%
3P%	40%
FT%	44%
GMF%	60%
PR%	42%
DR%	42%

Overall Team Totals


Category	Value
2P%	50%
3P%	40%
FT%	44%
GMF%	60%
PR%	42%
DR%	42%

	MONT	TENN	Points from		MONT	TENN	Period by Period Scoring		
Biggest lead	1 (1 st 19:18)	38 (2 nd 0:18)	Turnovers	4	15	Paint	22	38	
Best Scoring Run	7 (1 st 13:02)	13 (2 nd 0:18)	Second Chance	5	5	Fast Breaks	0	20	
Lead Changes		2	Bench	12	29				
Times Tied	1								
Time with Lead	00:13	39:21							

NCAA		Official Baseball Box Score - Final														Game Time: 3:57 P	
		Tennessee at Baylor														Game Duration: 1:17	
		11222 St. Louis Ave. Commerce, Mo. 65624														Attendance: 21	
		2024 25 Men's Baseball														Official: Mike Roberts, Don Daily, Lucas Smith	
Tennessee - 77		Record: 6-0															
MO. Name		MG	MA	3P	PA	FB	RB	BB	HS	FO	FS	TS	AS	TS	BS	AA	Shooting By
1	1 Kyle Mims Jr.	4:4	4:4	0	0	0	0	0	0	0	0	0	0	0	0	0	3PT% 17.33 51.5%
2	4 Felix Okpara	C 14:47	1:1	0	0	1	0	0	0	3	3	2	3	0	0	0	3PT% 0.00 45.7%
3	4 Chris Lanier	G 12:44	9:16	10	0	0	1	3	4	0	0	25	1	2	0	10	FT% 3.4 53.8%
4	5 Zakai Zepher	G 16:21	2:57	1:5	2:5	0	0	3	3	0	1	7	9	3	0	18	3PT% 25.6 40.0%
5	15 CJ Bessou	L 10:30	1:3	0	0	0	0	2	2	0	0	2	2	2	1	11	3PT% 0.00 45.7%
6	14 Chris Phillips	21:12	4:4	0	0	0	0	3	4	1	2	11	2	1	2	0	GMFO% 34.4 52.0%
7	11 Jordan Gentry	25:11	3:48	7	7	0	1	0	1	4	4	6	1	0	1	1	3PT% 12.87 44.6%
8	18 Jamarion Dabier	25:11	3:48	7	7	0	1	0	1	4	4	6	1	0	1	1	3PT% 12.87 44.6%
9	3 Bishop Brown	00:42	0:0	0	0	0	0	0	0	0	0	0	0	0	0	2	Guard Ball Returns 4
Team		1 1 2 1 0 0 0 3 4															
Totals		24:46	12:27	17:22	19:22	19:22	14:13	17:17	18:15	15:17	18:15	15:17	14:13	17:17	18:15	15:17	

Bayair - E2		Record #2																Shooting By Period					
NO. Name		Min	FP	FC	SP	SA	TP	Rebounds	Ft%	OR	DR	TOT	Ft%	AS	TS	BLKs	BA	H+	%	F%	%	%	
15 Norched Omar	F	32:22	8:10	1:1	5:6	4	6	10	4	4	22	3	3	0	0	0	0	0	-12	7	37%	10	25.0%
17 John Olanrewaju	F	32:58	13:11	6:03	3	3	3	1	0	1	1	0	0	0	0	0	0	0	-7	37%	0	0.0%	
7 Alfonso Nunez	G	35:45	14:11	1:0	1	1	1	0	0	0	0	0	0	0	0	0	0	0	-1	37%	0	0.0%	
3 Jerry Reddy	G	36:45	4:49	0:0	0	0	1	0	1	0	1	0	0	0	0	0	0	0	-18	37%	412	33.3%	
2 V.J. Edgecombe	G	36:58	8:16	3:06	12	2	2	3	3	20	3	2	2	0	0	0	0	0	-7	37%	6	75%	
7 Alfonso Nunez	G	36:58	8:16	3:06	12	2	2	3	3	20	3	2	2	0	0	0	0	0	-7	37%	6	75%	
1 Robert Wright	T	22:11	2:16	0:0	0	0	2	1	3	0	4	3	0	0	0	0	0	0	-11	37%	0	0.0%	
13 Langston Love	T	18:20	0:33	0:2	0	0	0	3	3	3	9	0	0	0	0	0	0	0	-6	37%	6	75%	
Team								1	2	0	0	0	0	0	0	0	0	0					
Totals		25:59	6:22	6:0	15	14	25	15	14	35	62	12	14	4	1	4	1	15					
																		Technical Fouls / FNE					

	UT	BU	Points from	UT	BU	Period by Period Scoring			
Biggest lead	28 (1 st 3:47)	0 (1 st 20:00)	Turnovers	13	20		1st	2nd	TOT
Best Scoring Run	9 (1 st 16:07)	5 (1 st 9:26)	Paint	24	34	UT	47	30	77
Lead Changes	0		Second Chance	15	12	BU	20	42	62
Times Tied	0		Fast Breaks	2	0				
Time with Lead	39:51	00:00	Bench	30	7				

<div> <div>  </div> <div> <div> <div>2023-24 Men's Basketball</div> <div> <div>13/12/24 Madison Square Garden, New York</div> <div>2023-24 Men's Basketball</div> </div> </div> </div> </div>														
<div> <div> <div>Game Information</div> <div>Game Date/Time: 1/13/24 7:00 PM</div> </div> </div>														
<div> <div> <div>Officials: John Givney, John Datto, Byron James</div> </div> </div>														
<div> <div> <div>Team (P) - Madison</div> <div>Record: 3-2</div> </div> </div>														
NO.	NAME	MIN	FG	3P	FT	Reb.	Ass.	TO	Stl.	Bl.	PTS	Blocks	Shooting By	Shooting By
			M	A	M	A	M	A	M	A	M	A	PTS	FG
1	11	John Johnson	0	0	0	0	0	0	0	0	0	0	1	1
2	1	Lyles	38	6	11	0	0	2	5	8	12	1	1	1
3	11	A.J. Stipan-McCrory	0	0	0	0	0	0	0	0	0	0	0	0
4	1	Austin Edwards	0	0	0	0	0	0	0	0	0	0	0	0
5	24	Nigel Baker	32	13	4	10	0	0	0	4	4	0	1	1
6	3	Jahl O'Beirne	06:31	0	0	0	1	1	0	0	0	0	0	0
7	1	Paul Gibson	06:35	0	0	0	0	0	0	0	0	0	0	0
8	1	Paul Ogbert	06:34	0	0	0	0	0	0	0	0	0	0	0
9	19	Dwaine Upchurch	14:27	3	4	1	2	4	3	2	3	0	1	1
10	1	Devin Williams	06:16	0	0	0	0	0	0	0	0	0	0	0
11	4	Isiah Johnson-Aguirre	10:41	0	2	0	1	1	0	1	0	1	0	1

Totals		Record - 75										Technical Points - NONE									
		Record - 75										Technical Points - NONE									
		Record - 75										Technical Points - NONE									
NO.	NAME	MA	FG	3P	FT	Rebounds	Steals	AST	BLK	Blocks	PTS	Shooting %	PTS	Shooting %							
32	32 Millican Jr.	P 23.0	6.11	2.5	2.3	1.5	0.5	2.2	2.1	1.0	14.0	41.9%	3PTS	4.84	41.2%						
34	34 Felix Chigara	C 19.45	0.93	0.1	4.5	2.5	0.0	0.2	0.0	1.5	5.0	17.6%	FT%	5.5	57.0%						
2	2 Chaz Lantz	C 19.45	6.15	4.7	2.0	0.5	0.0	22.1	1.0	1.0	15.0	50.0%	3PTS	12.01	57.0%						
3	3 Jalen Smith	F 19.45	1.15	4.5	0.5	0.5	0.0	0.0	0.0	1.0	1.5	15.0%	FT%	1.5	15.0%						
14	14 James Mashack	G 27.24	2.4	1.3	2.3	5.2	7.2	2.1	3.1	1.0	12.0	41.9%	3PTS	10.15	75.0%						
11	11 Jalen Smith	F 19.45	1.15	4.5	0.5	0.5	0.0	0.0	0.0	1.0	1.5	15.0%	FT%	1.5	15.0%						
12	12 Phillips Madison	F 14.38	2.4	0.0	5.6	0.1	1.4	9.1	1.0	0.0	4.0	41.9%	3PTS	2.02	41.2%						
13	13 Jalen Smith	F 19.45	1.15	4.5	0.5	0.5	0.0	0.0	0.0	1.0	1.5	15.0%	FT%	1.5	15.0%						
Totals		25.52 10.25 15.15 1.5 1.5 0.5 10.12 7.2 2.1 3.1 1.0										Overall Shooting %									
		25.52 10.25 15.15 1.5 1.5 0.5 10.12 7.2 2.1 3.1 1.0										Overall Shooting %									
		25.52 10.25 15.15 1.5 1.5 0.5 10.12 7.2 2.1 3.1 1.0										Overall Shooting %									

Biggest lead	1 (1 st 7:57)	18 (2 nd 13:04)	Points from	MIAMI	TENN	Period by Period Scoring					
Best Scoring Run	9 (2 nd 8:14)	14 (1 st 0:58)	Turnovers	9	14			1st	2nd	TOT	
Lead Changes	2		Paint	28	22			MIAMI	25	37	62
Times Tied	5		Second Chance	13	7						
Time with Lead	00:35	35:58	Fast Breaks	9	10			TENN	38	37	75
			Bench	17	17						

[illegible]

Tennessee - E2		Record: 12-24										Technical Fouls: NONE									
NO. NAME	MIN	PTS	MIN	PTS	FT	Rebounds	Fouls		TS		Blocks	Shooting By Period									
							DR	TO	FF	FT		AS	TS	1ST	2ND						
7 Tyronn Ligon Jr.	28:00	3-7	0-1	1-2	2-2	0	0	0	1	1	1	23%	11/27	45.0%							
10 Jalen Williams	32:00	10-12	0-0	0-0	0-0	0	0	0	0	0	1	33%	5/11	45.5%							
2 Chaz Lander	35:14	6-19	1-5	2-2	0-4	2	2	2	2	2	0	23%	16/29	55.0%							
3 Zachie Ziegler	38:00	4-9	1-5	8-9	0-4	0	0	0	0	0	0	33%	5/11	45.5%							
15 Jalen Williams	31:11	1-1	3-4	0-0	0-0	0	0	0	0	0	0	0%	0/0	0.0%							
11 Jordan Gagnier	30:07	4-11	2-4	0-0	2-4	6	1	2	0	0	2	11%	5/26	42.3%							
8 DeAndre Phillips	13:43	2-4	0-0	1-2	1-1	1	1	0	1	0	0	33%	2/6	45.5%							
6 Devinonise Davis	27:53	1-1	0-0	0-0	0-0	0	0	0	0	0	0	0%	0/0	0.0%							
Team						2	3	5	0	0	0										
Totals	27:56	10-23	18-23	3-3	0-0	13	4	13	6	2	4	2	18								

MTSU		TENN		Points from		MTSU		TENN		Period by Period Scoring		
Biggest lead	6 (1 st 0:12)	18 (2 nd 0:11)	Turnovers	9	11		1st	2nd	TOT			
Best Scoring Run	7 (1 st 5:41)	3 (2 nd 11:09)	Paint	26	32	MTSU	40	24	64			
Lead Changes	2		Second Chance	8	9							
Times Tied	4		Fast Breaks	13	11	TENN	34	48	82			
Time with Lead	06:40	27:37	Bench	31	17							

TENNESSEE BASKETBALL

BOX SCORES

Official Basketball Box Score - Final														
North Carolina at Tennessee														
12/24/25 Ford City Center, Knoxville, Tennessee														
2024-25 Men's Basketball														
Game Time: 7:01 PM														
Game Duration: 1:56														
Attendance: 11,327														
Official: Tony Opatz, Charles Potts, Brian Drury														
North Carolina - 52														
Record: 9-17														
NO. Name	Min	FG	3P	FT	Rebounds	Fouls	TP	AS	TS	TS	TS	TS	TS	TS
1	2	3	4	5	6	7	8	9	10	11	12	13	14	15
1	Yusuf Madiq	32:23	9	12	9	3	2	1	1	1	1	1	1	1
9	Jalen Ingram	17:53	13	0	0	0	1	1	1	1	1	1	1	1
0	Christian Inge	03:37	9	15	0	0	1	1	1	1	1	1	1	1
2	Terrance Jones	02:59	12	0	0	0	1	1	1	1	1	1	1	1
5	Brian Moore, Jr.	36:56	6	16	0	0	4	1	5	3	18	0	0	0
11	Jordan Gaines	19:46	13	0	0	0	1	3	4	0	2	0	0	1
13	Tyrell Black	14:29	0	0	0	0	0	0	0	0	0	0	0	0
13	Starke McCallister	16:19	0	1	0	0	0	0	0	0	0	0	0	0
24	Chris Fields Jr.	19:35	0	1	0	0	0	0	0	0	0	0	0	0
30	Jordan Lewis	00:47	0	0	0	0	0	0	0	0	0	0	0	0
Team														
Totals	22:59	21	13	16	13	20	33	19	11	52	6	13	2	4

Official Basketball Box Score - Final														
Tennessee at Tennessee														
01/04/25 Ford City Center, Knoxville, Tennessee														
2024-25 Men's Basketball														
Game Time: 7:01 PM														
Game Duration: 1:56														
Attendance: 11,327														
Official: Tony Opatz, Charles Potts, Brian Drury														
Alabama - 42														
Record: 11-23 (0-1)														
NO. Name	Min	FG	3P	FT	Rebounds	Fouls	TP	AS	TS	TS	TS	TS	TS	TS
1	2	3	4	5	6	7	8	9	10	11	12	13	14	15
1	Joey Adams	25:50	5	12	0	0	5	4	3	1	2	2	2	1
9	Joey Adams	08:41	0	0	0	0	0	0	0	0	0	0	0	0
11	Karter Knox	17:13	2	4	2	4	0	0	0	0	0	0	0	0
2	Boogie Fland	03:44	5	15	2	0	0	0	2	1	3	1	0	0
21	Wagner	00:27	0	0	0	0	0	0	0	0	0	0	0	0
1	Johnell Davis	24:45	9	14	0	0	1	2	1	1	0	0	0	0
24	Byrd Richmond II	09:47	1	4	0	0	1	2	1	0	0	1	1	0
4	Thomas	13:02	0	0	0	0	0	0	0	0	0	0	0	0
44	Zvonimir Isic	09:22	1	2	0	0	1	2	3	1	2	0	0	0
Team														
Totals	20:53	6	26	13	13	20	29	16	16	12	9	13	1	1

Official Basketball Box Score - Final														
Tennessee at Tennessee														
01/07/25 Enoch Adams Stadium, C. O'Connell Center, Gainesville														
2024-25 Men's Basketball														
Game Time: 7:01 PM														
Game Duration: 2:18														
Attendance: 11,327														
Official: Doug Stone, Ron Cooper, Vladimir Vukobratovic														
Tennessee - 42														
Record: 14-11 (0-1)														
NO. Name	Min	FG	3P	FT	Rebounds	Fouls	TP	AS	TS	TS	TS	TS	TS	TS
1	2	3	4	5	6	7	8	9	10	11	12	13	14	15
7	Igor Milic Jr.	28:46	2	15	3	4	1	6	7	2	3	0	0	0
34	Felix Okpara	02:06	2	0	0	0	0	0	0	0	0	0	0	0
2	Chaz Lanier	02:50	3	16	1	0	3	1	0	0	0	0	0	0
5	Zakai Zeigler	06:06	4	12	1	0	1	2	2	0	0	0	0	0
10	Jahma Mashack	04:57	0	0	0	0	0	0	0	0	0	0	0	0
11	Jordan Gaines	26:52	1	13	4	5	0	2	3	1	7	0	0	0
12	Cade Phillips	03:19	0	0	0	0	0	0	0	0	0	0	0	0
8	Darlene Dubar	09:54	0	0	0	0	0	0	0	0	0	0	0	0
3	Blishop Bowell	11:52	0	1	0	0	0	0	0	0	0	0	0	0
Team														
Totals	12:56	4	20	15	25	37	13	19	43	6	12	6	5	3

Official Basketball Box Score - Final														
Tennessee at Tennessee														
01/10/25 Ford City Center, Knoxville, Tennessee														
2024-25 Men's Basketball														
Game Time: 7:01 PM														
Game Duration: 1:56														
Attendance: 11,327														
Official: Tony Opatz, Charles Potts, Brian Drury														
Tennessee - 47														
Record: 13-8														
NO. Name	Min	FG	3P	FT	Rebounds	Fouls	TP	AS	TS	TS	TS	TS	TS	TS
1	2	3	4	5	6	7	8	9	10	11	12	13	14	15
7	Igor Milic Jr.	32:15	2	7	1	0	1	1	1	1	1	1	1	1
34	Felix Okpara	06:49	0	0	0	0	0	0	0	0	0	0	0	0
2	Chaz Lanier	07:14	6	18	0	0	2	2	1	2	0	0	0	0
5	Zakai Zeigler	07:27	2	0	0	0	2	2	7	16	6	2	0	0
15	Jahma Mashack	06:53	1	0	0	0	1	3	1	0	0	0	0	0
12	Cade Phillips	21:03	3	0	0	0	1	1	2	1	5	0	0	0
7	Jordan Gaines	27:41	3	0	0	0	1	4	1	3	10	0	0	0
8	Darlene Dubar	06:07	0	1	0	0	0	2	2	1	0	0	0	0
3	Blishop Bowell	02:46	0	0	0	0	0	0	0	0	0	0	0	0
Team														
Totals	22:54	8	21	13	10	21	11	19	16	14	12	7	4	1

Tennessee 76										Record: 14-6 (4-4)																					
NO. Name		Min	FG	3P	FT	Rebounds	TO	PF	PTS	TP	AS	TS	Blocks	BL	W+	Shooting By Period															
																1st	2nd	3rd													
7	Jorge Imitizer Jr.	F	30:06	4-11	2-5	3-6	12	18	3	4	13	5	4	1	1	17	3PTs	5-14	35.7%												
34	Felix Ojupara	C	23:28	4-8	0-0	2-5	3	1	4	3	10	5	0	0	0	17	FTs	7-8	87.5%												
2	Chae Hunter	GF	10:57	10-15	4-6	4-4	2	2	1	2	1	1	0	0	0	24	3PTs	12-20	37.5%												
5	Zakai Zecher	GF	23:43	4-11	2-5	2-3	5	1	4	14	12	7	2	0	0	28	3PTs	5-12	41.7%												
15	Jahma Mashack	C	21:58	1-4	0-0	1-2	0	3	3	2	3	3	0	1	0	8	FTs	5-7	71.4%												
11	Jordan Givens	PF	25:06	3-19	1-6	0-0	3	2	5	1	4	7	2	3	0	14	GM FGS	22-39	56.4%												
2	Caleb Porter	GF	10:00	0-1	0-0	0-0	0	0	0	0	0	0	0	0	0	0	3PTs	1-2	33.3%												
8	Darionne Dugar	B	08:03	0-3	0-0	1-1	1	2	0	0	0	0	1	0	0	2	FTs	1-5	20.0%												
3	Bishop Boswell	PF	01:08	0-0	0-0	0-0	0	0	0	0	0	0	0	0	0	4	3PTs	1-2	50.0%												
Totals																27	69	10	28	12	15	33	22	51	16	19	13	10	1	10	24
Totals																27	69	10	28	12	15	33	22	51	16	19	13	10	1	10	24
Period By Period Scores:NONE																															
Tennessee																															
HOGS		TEINN		Points from		HOGS		TEINN		Period By Period Scores																					
Biggest Lead		31 (1st 16:15)		27 (2nd 03:57)		Turnovers		6 13		1st		2nd		3rd																	
Best Scoring Run		52 (4th 14:45)		27 (2nd 03:57)		Paint		22 26		HOGS		27		25 52																	
Lead Changes		4		Second Chance		10 16		Fast Breaks		10 16		HOGS		10 16																	
Time with Lead		03:09 34:00		Bench		7 9		TEINN		42		34		76																	



2024-25 Tennessee Men's Basketball
Combined Team Statistics
In Conference games

Game Records

Record	Overall	Home	Away	Neutral
ALL GAMES	6-4	5-1	1-3	0-0
CONFERENCE	6-4	5-1	1-3	0-0
NON-CONFERENCE	0-0	0-0	0-0	0-0

Score by Periods

Team	1st	2nd	OT	TOT
Tennessee	289	394	0	683
Opponents	282	357	0	639

Team Box Score

No.	Player				Total		3-Point		F-Throw		Rebounds											
		GP-GS	MIN	AVG	FG-FGA	FG%	3FG-3FGA	3FG%	FT-FTA	FT%	OFF	DEF	TOT	AVG	PF	DQ	A	TO	BLK	STL	PTS	AVG
2	LANIER, Chaz	10-10	322:24	32.2	49-137	.358	30-81	.370	20-23	.870	3	35	38	3.8	15	0	3	14	1	8	148	14.8
5	ZEIGLER, Zakai	9-9	319:55	35.5	38-109	.349	17-54	.315	34-37	.919	10	20	30	3.3	16	0	59	22	1	21	127	14.1
7	MILICIC JR., Igor	9-9	266:38	29.6	33-69	.478	14-37	.378	20-25	.800	24	49	73	8.1	27	0	21	18	7	9	100	11.1
11	GAINNEY, Jordan	10-1	282:42	28.3	29-94	.309	12-44	.273	30-39	.769	11	22	33	3.3	25	1	20	12	4	9	100	10.0
34	OKPARA, Felix	10-10	277:21	27.7	33-58	.569	1-1	1.000	19-26	.731	29	44	73	7.3	24	0	8	9	23	2	86	8.6
15	MASHACK, Jahmai	10-10	262:20	26.2	24-52	.462	4-10	.400	8-12	.667	11	26	37	3.7	21	0	17	7	5	12	60	6.0
12	PHILLIPS, Cade	10-0	124:56	12.5	15-24	.625	0-1	.000	3-12	.250	20	10	30	3.0	19	0	8	5	8	2	33	3.3
8	DUBAR, Darlinstone	10-1	107:52	10.8	11-43	.256	5-25	.200	2-8	.250	9	15	24	2.4	7	0	7	5	2	2	29	2.9
3	BOSWELL, Bishop	9-0	35:41	4.0	0-6	.000	0-5	.000	0-0	.000	0	4	4	0.4	1	0	4	3	0	2	0	0.0
Team											24	15	39					11				
Total		10	2000		232-592	.392	83-258	.322	136-182	.747	141	240	381	38.1	155	1	147	106	51	67	683	68.3
Opponents		10	2000		219-570	.384	74-250	.296	127-178	.713	120	228	348	34.8	170	0	102	113	46	62	639	63.9

Team Statistics

	UT	OPP
Scoring	683	639
Points per game	68.3	63.9
Scoring margin	+4.4	-
Field goals-att	232-592	219-570
Field goal pct	.392	.384
3 point fg-att	83-258	74-250
3-point FG pct	.322	.296
3-pt FG made per game	8.3	7.4
Free throws-att	136-182	127-178
Free throw pct	.747	.713
F-Throws made per game	13.6	12.7
Rebounds	381	348
Rebounds per game	38.1	34.8
Rebounding margin	+3.3	-
Assists	147	102
Assists per game	14.7	10.2
Turnovers	106	113
Turnovers per game	10.6	11.3
Turnover margin	+0.7	-
Assist/turnover ratio	1.4	0.9
Steals	67	62
Steals per game	6.7	6.2
Blocks	51	46
Blocks per game	5.1	4.6
Winning streak	2	-
Home win streak	2	-
Attendance	126547	44643
Home games-Avg/Game	6-21091	4-11161
Neutral site-Avg/Game	-	0-0

Team Results

Date	Opponent		Score	Att.
01/04/2025	Arkansas	W	76-52	21678
01/07/2025	at Florida	L	43-73	11011
01/11/2025	at Texas	W	74-70	10195
01/15/2025	Georgia	W	74-56	19239
01/18/2025	at Vanderbilt	L	75-76	14316
01/21/2025	Mississippi St.	W	68-56	21678
01/25/2025	at Auburn	L	51-53	9121
01/28/2025	Kentucky	L	73-78	22272
02/01/2025	Florida	W	64-44	21678
02/05/2025	Missouri	W	85-81	20002



2024-25 Tennessee Men's Basketball
Combined Team Statistics
All games

Game Records					Score by Periods				
Record	Overall	Home	Away	Neutral	Team	1st	2nd	OT	TOT
ALL GAMES	19-4	13-1	3-3	3-0	Tennessee	790	934	0	1724
CONFERENCE	6-4	5-1	1-3	0-0	Opponents	634	736	0	1370
NON-CONFERENCE	13-0	8-0	2-0	3-0					

Team Box Score																						
No.	Player				Total		3-Point		F-Throw		Rebounds											
		GP-GS	MIN	AVG	FG-FGA	FG%	3FG-3FGA	3FG%	FT-FTA	FT%	OFF	DEF	TOT	AVG	PF	DQ	A	TO	BLK	STL	PTS	AVG
2	LANIER, Chaz	23-23	702:14	30.5	139-337	.412	81-192	.422	44-55	.800	11	66	77	3.3	35	1	23	26	2	24	403	17.5
5	ZEIGLER, Zakai	22-22	754:12	34.3	84-228	.368	39-130	.300	72-82	.878	13	64	77	3.5	39	1	164	65	6	44	279	12.7
11	GAINEY, Jordan	23-1	628:38	27.3	78-195	.400	31-94	.330	66-84	.786	22	54	76	3.3	47	1	43	23	13	25	253	11.0
7	MILICIC JR., Igor	22-22	596:56	27.1	85-177	.480	23-77	.299	46-59	.780	51	129	180	8.2	55	1	49	32	17	17	239	10.9
34	OKPARA, Felix	23-23	555:46	24.2	71-119	.597	1-1	1.000	32-47	.681	61	90	151	6.6	49	0	9	26	41	4	175	7.6
15	MASHACK, Jahmai	23-23	642:08	27.9	48-102	.471	11-32	.344	31-41	.756	26	63	89	3.9	52	0	32	21	15	43	138	6.0
12	PHILLIPS, Cade	23-0	354:05	15.4	50-75	.667	0-1	.000	22-43	.512	46	39	85	3.7	31	0	20	13	22	6	122	5.3
43	CARR, Cameron	4-0	42:13	10.6	5-8	.625	2-5	.400	7-9	.778	1	5	6	1.5	5	0	4	1	2	0	19	4.8
13	ESTRELLA, J.P.	3-0	30:43	10.2	6-9	.667	0-0	.000	2-3	.667	3	5	8	2.7	4	0	1	0	2	0	14	4.7
8	DUBAR, Darlinstone	18-1	198:56	11.1	26-72	.361	10-42	.238	5-12	.417	13	34	47	2.6	14	0	9	10	3	5	67	3.7
23	HURST, Grant	6-0	09:42	1.6	4-8	.500	0-3	.000	0-0	.000	0	1	1	0.2	2	0	1	1	0	1	8	1.3
21	DUNCAN, Campbell	3-0	04:54	1.6	1-1	1.000	0-0	.000	0-0	.000	0	0	0	0.0	0	0	0	0	0	0	2	0.7
3	BOSWELL, Bishop	19-0	74:26	3.9	2-10	.200	0-5	.000	1-2	.500	5	6	11	0.6	6	0	10	8	0	4	5	0.3
24	PAULL, Gavin	3-0	04:54	1.6	0-1	.000	0-0	.000	0-0	.000	0	2	2	0.7	0	0	0	0	0	0	0	0.0
Team											43	34	77					20				
Total		23	4600		599-1342	.446	198-582	.340	328-437	.751	295	592	887	38.6	339	4	365	246	123	173	1724	75.0
Opponents		23	4600		475-1307	.363	160-600	.267	260-361	.720	255	475	730	31.7	396	3	212	298	73	137	1370	59.6

Team Statistics			Team Results		
	UT	OPP	Date	Opponent	Score Att.
Scoring	1724	1370	11/04/2024	Gardner-Webb	W 80-64 17813
Points per game	75.0	59.6	11/09/2024	at Louisville	W 77-55 16976
Scoring margin	+15.4	-	11/13/2024	Montana	W 92-57 16916
Field goals-att	599-1342	475-1307	11/17/2024	Austin Peay	W 103-68 17232
Field goal pct	.446	.363	11/21/2024	vs Virginia	W 64-42 2077
3 point fg-att	198-582	160-600	11/22/2024	vs Baylor	W 77-62 2119
3-point FG pct	.340	.267	11/27/2024	UT Martin	W 78-35 17314
3-pt FG made per game	8.6	7.0	12/03/2024	Syracuse	W 96-70 21678
Free throws-att	328-437	260-361	12/10/2024	vs Miami (FL)	W 75-62 14846
Free throw pct	.751	.720	12/14/2024	at Illinois	W 66-64 15544
F-Throws made per game	14.3	11.3	12/17/2024	Western Caro.	W 84-36 16866
Rebounds	887	730	12/23/2024	Middle Tenn.	W 82-64 20706
Rebounds per game	38.6	31.7	12/31/2024	Norfolk St.	W 67-52 19616
Rebounding margin	+6.8	-	01/04/2025	Arkansas	W 76-52 21678
Assists	365	212	01/07/2025	at Florida	L 43-73 11011
Assists per game	15.9	9.2	01/11/2025	at Texas	W 74-70 10195
Turnovers	246	298	01/15/2025	Georgia	W 74-56 19239
Turnovers per game	10.7	13.0	01/18/2025	at Vanderbilt	L 75-76 14316
Turnover margin	+2.3	-	01/21/2025	Mississippi St.	W 68-56 21678
Assist/turnover ratio	1.5	0.7	01/25/2025	at Auburn	L 51-53 9121
Steals	173	137	01/28/2025	Kentucky	L 73-78 22272
Steals per game	7.5	6.0	02/01/2025	Florida	W 64-44 21678
Blocks	123	73	02/05/2025	Missouri	W 85-81 20002
Blocks per game	5.3	3.2			
Winning streak	2	-			
Home win streak	2	-			
Attendance	274688	77163			
Home games-Avg/Game	14-19621	6-12861			
Neutral site-Avg/Game	-	3-6347			

BROADCAST MEDIA CHEAT SHEET | Projected starters noted with orange numbers



2

CHAZ LANIER

Juh-NEER

5th • G • 6-5 • 207 • Nashville, Tenn. / North Florida / The Ensworth School

GP-GS	PPG	RPG	APG	MPG	FG%	3P%	FT%
24-25	23-23	17.5	3.3	1.0	30.5	41.2	80.0
Career	127-72	10.5	3.1	1.2	24.6	45.8	41.2
Car. Highs	Pts: 35	Reb: 10	Asst: 5	Stl: 5	Blk: 2	Min: 48	

- Leads SEC (co-fourth nationally) in 3PM/gm (3.59), as well as third in SEC in 3P% and seventh in PPG
- 17+ PTS in 15 of first 22 GP at UT (22+ 8x), with 3+ 3PM in 15 (4+ 12x, 6+ 3x); Two DI offers as HS senior
- Averaged 25.5 ppg on 13-22 3P at Baha Mar Champ. (won MVP, SEC POTW & two NPOTW honors)
- 2023-24 First Team All-ASUN, finishing first in 3P% (44.0) and 3PM/gm (3.31), second in PPG (19.7) and FT% (88.0), third in FGM (214) and sixth in FG% (51.0); Per KenPom, No. 13 in DI in TS% (66.3)
- Fifth in DI last year in 3P%, eighth in 3PM/gm, No. 33 in FT%, No. 42 in PPG; Co-fourth with 3+ 3PM 23x
- Only DI player last year with 50/43/87 shooting line on at least 1.5 attempts per game in each area



3

BISHOP BOSWELL

Fr. • G • 6-4 • 203 • Charlotte, N.C. / Myers Park

GP-GS	PPG	RPG	APG	MPG	FG%	3P%	FT%
24-25	19-0	0.3	0.6	0.5	3.9	20.0	-
Career	19-0	0.3	0.6	0.5	3.9	20.0	-
Car. Highs	Pts: 2	Reb: 3	Asst: 3	Stl: 1	Blk: 0	Min: 11	

- Tied a career-high with 3 AST in win over #5/6 Florida (2/1/25) with Zakai Zeigler out due to injury
- Unanimous four-star recruit finished No. 61 in ESPN's national rankings and No. 69 on Rivals' list
- Averaged 11.5 ppg, 5.9 apg, 5.0 rpg and 1.8 spg as a senior (HighSchoolOT.com First Team All-State)
- Played two years of HS football, earning all-conference honors as a wide receiver as a sophomore
- Same hometown as six former UT players, including first-rounder Jaden Springer (2020-21), SEC Player of the Year Tony White (1983-87) and two-time SEC Player of the Year Grant Williams (2016-19)



LAST SIX GP
15.0p, 3.5a, 2.3r, 93.9 FT%

5

FIRST TEAM
ALL-SEC 8
DEFENSIVE POY

ZAKAI ZEIGLER

Zuh-KY ZEE-Glur

Sr. • G • 5-9 • 172 • Long Island, N.Y. / Our Saviour Lutheran School

GP-GS	PPG	RPG	APG	MPG	FG%	3P%	FT%
24-25	22-22	12.7	3.5	7.5	34.3	36.8	87.8
Career	123-68	10.8	2.7	5.2	28.7	38.0	80.4
Car. Highs	Pts: 26	Reb: 10	Asst: 15	Stl: 6	Blk: 2	Min: 40	

- Fifth nationally and first in the SEC in APG (7.5); Sixth-rated player in the nation by EvanMiya.com
- One of 10 to twice lead SEC in APG; One of two ever in SEC with 1300 PTS, 600 AST & 200 STL (K. Reid)
- UT leader in STL (225), No. 2 in AST (636; 10th in SEC); Over 2x as many PTS/AST D-D (11) as any other Vol
- Blue Ribbon Yearbook Preseason Second Team All-American; Preseason First Team All-SEC choice
- UT's second SEC DPOY; Fourth 3x SEC All-Defensive Team honoree ever; Among 10 Naismith DPOY semifinalists last two seasons; 2023-24 First Team All-SEC pick; Top-10 in DI last year with 6+ ast. 20x
- Had a co-career-high 26 points and then-career-best 13 assists in win at #10/8 Kentucky (2/3/24)



LAST TWO GP
20.0p, 3.5a, 4.5r, 100, 6+13P

7

IGOR MILIČIĆ JR.

EE-gore MILL-ih-chich

Sr. • F • 6-10 • 225 • Rovinj, Croatia / Charlotte / Virginia / ProGenius Ulm (DEU)

GP-GS	PPG	RPG	APG	MPG	FG%	3P%	FT%
24-25	22-22	10.9	8.2	2.2	27.1	48.0	29.9
Career	104-74	9.0	5.8	1.2	23.5	47.7	34.6
Car. Highs	Pts: 26	Reb: 18	Asst: 5	Stl: 3	Blk: 5	Min: 44	

- Tallied 10+ PTS and/or REB 14x at UT with four D-D; 23 PTS on 11/14 FG vs. Austin Peay (11/17/24)
- Has at least 19 PTS, 9 REB & 4 AST thrice this year after no Vol had done so since 2/2/19 (G. Williams)
- 13 PTS, 18 REB & 5 AST vs. #23 Arkansas (1/4/25) in first SEC game (most REB by Vol since 3/23/14)
- 2023-24 Third Team All-AAC, placing second in DRPG (7.0), fourth in RPG (8.5), fourth in D-D (10), sixth in FT% (81.8), ninth in BPG (1.1) and No. 10 in 3P% (37.6); Tied for No. 23 nationally in DRPG
- One of three in DI to average 12.5 ppg and 8.0 rpg on 48/37/81 shooting splits last year (J. Crews, Q. Post)
- Played for Polish National Team in 2024 Olympic Qualifying; Father, Igor Sr., is team's head coach



8

DARLSTONE DUBAR

DAR-lin-stone doo-BAR

5th • G • 6-6 • 220 • Charlotte, N.C. / Hofstra / Iowa State / Scotland Campus (Pa.)

GP-GS	PPG	RPG	APG	MPG	FG%	3P%	FT%
24-25	18-1	3.7	2.6	0.5	11.1	36.1	23.8
Career	134-107	10.6	4.7	1.0	25.4	51.3	36.8
Car. Highs	Pts: 30	Reb: 14	Asst: 5	Stl: 5	Blk: 4	Min: 40	

- Had 12 PTS, season-high 6 REB and 3-of-5 3P tally at Texas (1/11/25), plus hit go-ahead 3P with 3:57 left
- 2023-24 Second Team All-CAA, ranking third in FGM (223), sixth in PPG (17.8), eighth in 3PM (73) and No. 10 in RPG (6.8); Per KenPom, No. 38 nationally in TS% (62.3) and No. 44 in eFG% (63.9)
- One of six in DI last year with 585 PTS, 220 REB, 45 AST, 35 STL and 30 BLK, joining Devin Carter, Tristan Enaruna, Kyle Filipowski, Riley Minix and Great Osobor (only one with with under 50 TOV)
- Scored 16+ points 21 times in 2023-24 (20+ 12x) and logged 10+ rebounds eight times (12+ twice)
- Totaled 24 points on 7-of-11 3Ps at #21/19 Duke on 12/12/23; Owns a liberal arts degree from Hofstra



11

JORDAN GAINEY

Sr. • G • 6-4 • 190 • Tucson, Ariz. / USC Upstate / South Kent School (Conn.)

GP-GS	PPG	RPG	APG	MPG	FG%	3P%	FT%
24-25	23-1	11.0	3.3	1.9	27.3	40.0	33.0
Career	123-62	11.6	2.8	1.9	26.9	40.9	36.8
Car. Highs	Pts: 28	Reb: 7	Asst: 6	Stl: 5	Blk: 3	Min: 44	

- Tallied 23 points, his most at UT, and game-winning buzzer-beater at Illinois (12/14/24), with 18 in last 14 min.
- Had 16 PTS, 5 AST, 4 REB & 3 STL vs. #5/6 Florida (2/1/25) in first UT start (last Vol with that line was 2/7/24)
- Scored 12+ points in nine of first 22 games of 2024-25 after doing so seven total times in 2023-24
- Last season, seventh Vol in 32 years (1992-2024) with 87.0 FT% on at least 1.5 FTA/gm (min. 10 GP)
- Two-time All-Big South (first team in 2022-23) and the 2021-22 Big South Freshman of the Year
- Registered a 49.3 3P% (74-of-150) in 2021-22, which would have led the nation if he qualified
- Eldest son of associate head coach Justin Gainey; Initially inked with Pima C.C. (Ariz.) as 2020 recruit



12

CADE PHILLIPS

So. • F • 6-9 • 216 • Jacksonville, Ala. / Link Academy (Mo.)

GP-GS	PPG	RPG	APG	MPG	FG%	3P%	FT%
24-25	23-0	5.3	3.7	0.9	15.4	66.7	0.0
Career	36-0	3.7	2.9	0.7	12.0	66.7	0.0
Car. Highs	Pts: 13	Reb: 9	Asst: 3	Stl: 1	Blk: 5	Min: 28	

- Would be top-25 nationally in OR% (15.6) if qualified, per KenPom; 3+ OREB in 11 of 23 GP this year
- Scored 10+ PTS 5x and 6+ REB 6x in 2024-25; Highs of 13 PTS and 9 REB vs. Austin Peay (11/17/24)
- Played more total minutes (79) in first five games of 2024-25 than he did in all of 2023-24 (78)
- Helped lead Link Academy to a 27-1 record, GEICO Nationals title and ESPN final No. 1 ranking
- His dad (John David Phillips), uncle (Brodie Croyle) and grandfather (John Croyle) played football at Alabama, while mom (Reagan Phillips) played basketball there; Dad and uncle also wore No. 12
- Grew up on Big Oak Ranch, a large Christian home for children run by members of his family, in Alabama



13

J.P. ESTRELLA

Uih-STRELL-Uih

So. • F • 6-11 • 250 • Scarborough, Maine / Brewster Academy (N.H.)

GP-GS	PPG	RPG	APG	MPG	FG%	3P%	FT%
24-25	3-0	4.7	2.7	0.3	10.2	66.7	-
Career	28-0	1.9	1.0	0.1	5.5	70.0	-
Car. Highs	Pts: 8	Reb: 5	Asst: 1	Stl: -	Blk: 1	Min: 15	

- Announced on 11/25/24 as out for the season for a surgery on his left foot (only 3 GP in 2024-25)
- One of 21 in DI (just two in SEC) to shoot 71% on 20+ FGA in 2023-24; High of 15 mins. in Elite Eight
- Unanimous four-star, top-80 recruit ranked as high as No. 57 by Rivals; UT's first player from Maine
- Attended local South Portland HS for two years and led the team to a state title as a junior in 2021-22, averaging 20.2 ppg, 11.8 and 4.1 bpg; Transferred to Brewster Academy his senior year
- Mother, Allie, played at Boston College from 1995-99 (her career ended at UT in NCAA Round of 32)



15

JAHMAI MASHACK

Juh-MY MAY-Shack

Sr. • G • 6-4 • 202 • Fontana, Calif. / Etiwanda

GP-GS	PPG	RPG	APG	MPG	FG%	3P%	FT%
24-25	23-23	6.0	3.9	1.4	27.9	47.1	34.4
Career	123-44	4.0	2.5	1.2	16.9	44.2	33.9
Car. Highs	Pts: 16	Reb: 8	Asst: 5	Stl: 5	Blk: 2	Min: 36	

- Fifth in DI since 2010-11, per CBB Ref, with a career 6.49 defensive box plus/minus (DBPM), good for second-best among active players; Leads all DI players in single-season DBPM in 2024-25 (8.1)
- Tabbed "college basketball's best overall defender" by Jon Rothstein and National DPOY by Ron Slay
- Went 5-5 on FGs in win over #23 Georgia (1/15/25), the fifth UT guard in last 20 years to do so
- Baha Mar Championship All-Tournament Team; Father, mother, brother, sister all are/were DI athletes
- Second-year member of NCAA MBB Oversight Committee's Student-Athlete Engagement Group; Chair of SEC MBB Leadership Council (third year as UT's rep.); SEC Community Service Team as a junior



34

FELIX OKPARA

ock-PAR-uh

Jr. • F • 6-11 • 235 • Lagos, Nigeria / Ohio State / Link Academy (Mo.)

GP-GS	PPG	RPG	APG	MPG	FG%	3P%	FT%
24-25	23-23	7.6	6.6	0.4	24.2	59.7	100.0
Career	93-68	5.9	5.4	0.4	20.7	58.9	16.7
Car. Highs	Pts: 16	Reb: 15	Asst: 2	Stl: 4	Blk: 5	Min: 35	

- No. 12 among active DI players in career BPG (1.81); Of 170 FGM last two years, 94 are via dunks (55.3%)
- Co-career high 16 PTS at Vanderbilt (1/18/25) on 7-7 FG (fourth time in last 20 years a Vol went 7-7)
- One of two DI players in 2023-24, alongside NCAA blocks leader Isaiah Cozart, to notch 60-plus blocks and register at least one in every appearance; Finished with 83, good for ninth nationally
- Fourth in DI in multi-block showings (25) last year, behind Cozart, Zach Edey and Ryan Kalkbrenner
- Played in 70 of 71 games at Ohio State and had more outings with three-plus blocks (19) than zero (11)
- Unanimous four-star recruit, ranked No. 62 by ESPN; Prep teammate of VFL/NBA draftee Julian Phillips