

#19/20 TENNESSEE VOLUNTEERS

9-3 (0-0 SEC)

Head Coach: Rick Barnes (Lenoir-Rhyne, 1977)
Record at Tennessee: 241-112 (.683) / 11th season
Career Record: 845-426 (.665) / 39th season
vs. South Carolina State: 2-0 / 0-0 with Tennessee

VS

SOUTH CAROLINA STATE BULLDOGS

1-13 (0-0 MEAC)

Head Coach: Erik Martin (Cincinnati, 1993)
Record at SCSU: 40-70 (.364) / fourth season
Career Record: 40-70 (.364) / fourth season
vs. Tennessee: 0-0 / same with South Carolina State

GAME 13 | TENNESSEE vs. SOUTH CAROLINA STATE - Tuesday, Dec. 30, 2025 | 8 p.m. ET | Knoxville, Tenn. | Food City Center (21,678)



UTSPORTS.COM

BROADCAST INFORMATION

TV | SECN

Kevin Fitzgerald, PxP
 Pat Bradley, analyst

VIDEO STREAM

WatchESPN.com, ESPN App

RADIO | Vol Network

John Wilkerson, PxP
 Chris Lofton, analyst
 Tim Berry, engineer

RADIO STREAM

SiriusXM 106 & 190, SXM App



SCSUATHLETICS.COM

SERIES HISTORY

ALL-TIME: 0-0

HOME: 0-0

AWAY: 0-0

NEUTRAL: 0-0

BARNES ERA: 0-0

STREAK: n/a

FIRST MEETING: n/a

LAST MEETING: n/a

PROJECTED STARTERS (AVERAGES ARE FROM 2025-26)

#	Name	Yr.	Pos.	Ht.	Wt.	Hometown	PPG	RPG	APG	Other	Career Highs
0	Ja'Kobi Gillespie	Sr.	G	6-1	188	Greeneville, Tenn.	17.6	2.8	5.7	86.5 FT% 32p, 8r, 11a, 7s, 2b, 40m	20+ PTS 19x (five this season); Four NPOY watch lists; Preseason Second Team All-SEC; 2024-25 Third Team All-BIG
3	Bishop Boswell	So.	G	6-4	204	Charlotte, N.C.	6.0	3.6	2.1	1.8 SPG 10p, 8r, 5a, 3s, 1b, 32m	Career highs in PTS (10), FGM (4), STL (3) & MIN (32) vs. Houston; 28 GP as frosh, all off bench; Four-star, top-75 recruit in '24
10	Nate Ament	Fr.	F	6-10	207	Manassas, Va.	15.3	6.9	2.8	1.4 SPG 23p, 10r, 5a, 4s, 1b, 33m	18+ PTS six times; 3x SEC Frosh. of Week; Four NPOY watch lists; Preseason Second Team All-SEC; UT's third top-five recruit ever
6	DeWayne Brown II	Fr.	F	6-8	251	Hoover, Ala.	5.0	4.4	0.9	67.8 FG% 13p, 14r, 3a, 1s, 1b, 22m	14 REB on 12/21/25 co-most by UT frosh last 20 years; Four-star, top-105 recruit (No. 71 by ESPN); 3x 7A state champ, 2x 7A POY
34	Felix Okpara	Sr.	F	6-11	243	Lagos, Nigeria	7.6	5.3	0.5	1.7 BPG 16p, 15r, 2a, 4s, 5b, 35m	No. 2 among active players with 211 DI BLK; 58.9 FG% last year (No. 7 in DI w/69 dunks); Co-No. 4 on UT season list w/64 BLK

THE MATCHUP

- South Carolina State is the last of three teams on Tennessee's schedule it has never met before. UT previously beat both Northern Kentucky and North Florida.
- The Volunteers have played just three prior games against the current MEAC membership. They are 2-0 versus Norfolk State, with wins each of the past two seasons, and 1-0 against Coppin State.
- **Rick Barnes** owns a perfect 9-0 record versus the MEAC's current schools. He is 3-0 against Coppin State, 2-0 versus Morgan State, 2-0 against Norfolk State and 2-0 versus South Carolina State.
- Both of Barnes' prior meetings with the Bulldogs came during the 1997 calendar year, while he was the head coach at Clemson. His Tigers posted a 63-44 home win on 1/4/97 and then an 84-60 home victory on 12/28/97.
- Coming off a 20-13 (11-3), South Carolina State was picked fourth in the MEAC. Sophomore guard **Jayden Johnson** was the MEAC Preseason Player of the Year.
- Junior guard **Owen Bronston Jr.**, leads the Bulldogs with 11.7 ppg.

NEWS & NOTES

- With 845 wins, **Rick Barnes** leads all active DI coaches and is ninth all-time (min. 10 years in DI). He is, as announced 12/19/25, on the ballot for the Naismith Memorial Basketball Hall of Fame for the third consecutive year.
- Tennessee leads the country with a 44.6 offensive rebounding percentage. It has logged double-digit offensive rebounds in all 12 games this year, with 15-plus in seven outings, 18-plus thrice and 20-plus twice, with a high of 23.
- The Volunteers' +13.3 rebounding margin ranks fifth nationally. They have grabbed at least 35 total boards in 11 of 12 contests, with 43-plus in seven, 47-plus in five and 50-plus in three, with a top tally of 54.
- Tennessee is looking to get to double-digit victories before SEC play for the fourth consecutive season, dating to 2022-23.
- **Ja'Kobi Gillespie** won SEC Co-Player of the Week on 12/22/25 and USBWA Robertson Trophy Co-National Player of the Week on 12/23/25. He has 1,475 points in his career, just 25 from 1,500.

NEWS & NOTES

- The Volunteers are on a 43-game non-conference home winning streak that dates to the 2020-21 season opener. Per Elias, that ties the program record that was set from 12/7/40 to 12/10/49. *More information is on page 5.*
- In his second start, **DeWayne Brown II** had 14 rebounds versus Gardner-Webb (12/21/25). That tied for the most by a Tennessee freshman in the last 20 seasons (2006-26) and matched the fifth-highest total by a Vol in **Rick Barnes'** tenure (2015-26).
- Tennessee, Alabama and Houston are the only schools to make the last three Sweet 16s. Tennessee, Alabama and Duke are the only three in the last two Elite Eights.
- UT finished a program-best fifth in the AP Poll, Coaches Poll and KenPom in 2023-24 and 2024-25.
- The Vols' 210 wins the last nine years (2017-26) rank co-seventh in DI, alongside Auburn. Only Houston (254), Gonzaga (251), Duke (231), Kansas (222), Purdue (217) and Saint Mary's (211) own more. Liberty (207) and Arizona (206) round out the top 10.

2025-26 SCHEDULE

RECORD

9-3

SEC	0-0
NON-CONFERENCE	9-3
HOME	7-0
AWAY	0-1
NEUTRAL	2-2

DATE	OPPONENT (TV)	TIME/SCORE (TV)
O26	[18/17] #6/5 Duke (EXH.)	L, 83-76 (ESPN2)

N3	[18/17] Mercer	W, 76-61 (SECN+)
N8	[18/17] Northern Kentucky	W, 95-56 (SECN+)
N12	[20/18] North Florida	W, 99-66 (SECN+)
N17	[20/17] Rice	W, 91-66 (SECN)
N20	[20/17] Tennessee State	W, 89-60 (SECN+)
N24	[17/16] vs. Rutgers*	W, 85-60 (TNT/HBO Max)
N25	[17/16] vs. #3/2 Houston*	W, 76-73 (TNT/HBO Max)
N26	[17/16] vs. RV/RV Kansas*	L, 81-76 (TNT/HBO Max)

D2	[13/13] at Syracuse+	L, 62-60 (ESPN2)
D6	[13/13] vs. #14/15 Illinois%	L, 75-62 (ESPN)
D16	[20/23] #11/11 Louisville	W, 83-62 (ESPN)
D21	[20/23] Gardner-Webb	W, 94-52 (SECN+)
D30	[19/20] South Carolina State	8 p.m. (SECN)

J3	at Arkansas*	3 p.m. (ESPN2)
J6	Texas*	9 p.m. (ESPN2)
J10	at Florida*	12 p.m. (ESPN)
J13	Texas A&M*	7 p.m. (SECN)
J17	Kentucky*	12 p.m. (ESPN)
J24	at Alabama*	8:30 p.m. (ESPN/2)
J27	at Georgia*	7 p.m. (SECN)
J31	Auburn*	8:30 p.m. (ESPN)

F3	Ole Miss*	7 p.m. (ESPN2)
F7	at Kentucky*	8:30 p.m. (ESPN)
F11	at Mississippi State*	9 p.m. (ESPN2/U)
F14	LSU*	6 p.m. (SECN)
F18	Oklahoma*	7 p.m. (ESPN/2/U)
F21	at Vanderbilt*	2/2:30 p.m. (ESPN/2)
F24	at Missouri*	9 p.m. (SECN)
F28	Alabama*	6/6:30 p.m. (ESPN/2)

M3	at South Carolina*	6 p.m. (SECN)
M7	Vanderbilt*	2 p.m. (ESPN/2/U)

Bold - home game (Food City Center; Knoxville, Tenn.)

* - SEC game

^ - Players Era Men's Championship (Las Vegas, Nev.)

+ - ACC/SEC Challenge (Syracuse, N.Y.)

% - Music City Madness (Nashville, Tenn.)

- = SEC Tournament (Nashville, Tenn.)

[XX/XX] - Tennessee ranking

If you are viewing these game notes on a wifi-enabled device, click on any final score above to view the recap, highlights, pressers and more from that contest.

WINNING WAYS

In the last nine years (2017-26), Tennessee paces the SEC in league victories (98), league winning percentage (.685) and postseason victories (23), plus sits co-first in total victories (210) and a narrow second in overall winning percentage (.732). In that span, UT has three SEC titles, claiming the regular season crown in both 2018 and 2024, plus the tournament title in 2022.

Over just the last five seasons (2021-26), the Volunteers lead the SEC in total victories (118), sit a close second in overall winning percentage (.752) and place co-second in both league victories (51) and league winning percentage (.708). *More information can be found on Page 3.*

QUICK FACTS

THE BASICS

Location: Knoxville, Tenn.
Founded: 1794
Conference: Southeastern
Enrollment: 40,421
Colors: Orange (PMS 151) & White
Nickname: Volunteers
Mascot: Smokey
Band: Pride of the Southland
University President: Randy Boyd
Knoxville Chancellor: Dr. Donde Plowman
Faculty Athletics Rep: Dr. Matt Harris
Director of Athletics: Dr. Daniel J. White
Athletic Department Phone: 865-974-1220
Ticket Office Phone: 1-800-332-VOLS (8657)

COURT FACTS

FOOD CITY CENTER

Normal Capacity: 21,678
Record in Arena: 476-143 (.769), 39th season
Record on Current Floor: 37-3 (.925), third season
Largest Crowd: 25,610 vs. Kentucky (1/21/89)
Largest Crowd at Current Capacity: 22,547 vs. Auburn (2/28/24)

MEDIA INFORMATION

CREDENTIALS

Outlets interested in obtaining credentials to cover Tennessee basketball home games must apply for credentials via Sports Systems:

www.sportssystem.com/clients/seccredentials/

Applications for single-game credentials should be submitted at least five days in advance of the game(s) one plans to cover.

COVERING PRACTICE

Only select Tennessee basketball practices are open to the media. Contact Associate AD Alex Schwartz (alexschwartz@tennessee.edu) for dates and times. See Pages 360-361 of the UT Record Book for specific coverage guidelines.

WEEKLY PRESS CONFERENCES


Rick Barnes and select Tennessee players are typically available for interviews twice weekly during the season (in addition to postgame availabilities). For a particular week's schedule, please email Alex Schwartz (alexschwartz@tennessee.edu).

STRATEGIC COMMS. STAFF



ALEX SCHWARTZ

Associate AD of Strategic Comms.
 C: 609-802-3674
 O: 865-974-7501
 E: alexschwartz@tennessee.edu
 X/Twitter: [@AlexJSchwartz](https://twitter.com/AlexJSchwartz)



MAC FISHER

Strategic Comms. Grad. Assistant
 C: 561-827-4692
 E: macf@tennessee.edu
 X/Twitter: [@mcgfisher](https://twitter.com/mcgfisher)



TENNESSEE ROSTER (NUMERICAL/ALPHABETICAL)

No.	Name	Pos.	Ht.	Wt.	Cl.	Hometown / Previous School
0	Ja'Kobi Gillespie	G	6-1	188	Sr.	Greenville, Md. / Maryland / Belmont / Greenville
1	Amari Evans	G	6-5	220	Fr.	Pittsburgh, Pa. / Overtime Elite (Ga.)
3	Bishop Boswell	G	6-4	204	So.	Charlotte, N.C. / Myers Park
4	Clarence Massamba	G	6-5	192	Fr.	Paris, France / Edmentum
6	DeWayne Brown II	F	6-8	251	Fr.	Hoover, Ala. / Hoover
7	Grant Hurst	G	6-2	205	RSr.	Cleveland, Tenn. / UT Martin / Cleveland
10	Nate Ament	F	6-10	207	Fr.	Manassas, Va. / Highland School
11	Gavin Paull	G	5-11	160	So.	Austin, Texas / Westlake
12	Cade Phillips	F	6-9	221	Jr.	Jacksonville, Ala. / Link Academy (Mo.)
13	J.P. Estrella	F	6-11	240	RSr.	Scarborough, Maine / Brewster Academy (N.H.)
21	Campbell Duncan	G	6-6	205	So.	Austin, Texas / Anderson
23	Jaylen Carey	F	6-8	267	Jr.	Southwest Ranches, Fla. / Vanderbilt / James Madison / Westminster Acad.
24	Troy Henderson	G	6-1	186	Fr.	Richmond, Va. / John Marshall
34	Felix Okpara	F	6-11	243	Sr.	Lagos, Nigeria / Ohio State / Link Academy (Mo.)
35	Ethan Burg	G	6-3	199	So.	Mishmar HaShiv'a, Israel / Gymnasia Realit Rishon LeZion
77	Amaree Abram	G	6-3	200	Sr.	Port Arthur, Texas / La. Tech / Ga. Tech / Ole Miss / So. Cal. Acad. (Calif.)

No.	Name	Pos.	Ht.	Wt.	Cl.	Hometown / Previous School
77	Amaree Abram	G	6-3	200	Sr.	Port Arthur, Texas / La. Tech / Ga. Tech / Ole Miss / So. Cal. Acad. (Calif.)
10	Nate Ament	F	6-10	207	Fr.	Manassas, Va. / Highland School
3	Bishop Boswell	G	6-4	204	So.	Charlotte, N.C. / Myers Park
6	DeWayne Brown II	F	6-8	251	Fr.	Hoover, Ala. / Hoover
35	Ethan Burg	G	6-3	199	So.	Mishmar HaShiv'a, Israel / Gymnasia Realit Rishon LeZion
23	Jaylen Carey	F	6-8	267	Jr.	Southwest Ranches, Fla. / Vanderbilt / James Madison / Westminster Acad.
21	Campbell Duncan	G	6-6	205	So.	Austin, Texas / Anderson
13	J.P. Estrella	F	6-11	240	RSr.	Scarborough, Maine / Brewster Academy (N.H.)
1	Amari Evans	G	6-5	220	Fr.	Pittsburgh, Pa. / Overtime Elite (Ga.)
0	Ja'Kobi Gillespie	G	6-1	188	Sr.	Greenville, Md. / Maryland / Belmont / Greenville
24	Troy Henderson	G	6-1	186	Fr.	Richmond, Va. / John Marshall
7	Grant Hurst	G	6-2	205	RSr.	Cleveland, Tenn. / UT Martin / Cleveland
4	Clarence Massamba	G	6-5	192	Fr.	Paris, France / Edmentum
34	Felix Okpara	F	6-11	243	Sr.	Lagos, Nigeria / Ohio State / Link Academy (Mo.)
11	Gavin Paull	G	5-11	160	So.	Austin, Texas / Westlake
12	Cade Phillips	F	6-9	221	Jr.	Jacksonville, Ala. / Link Academy (Mo.)

Head Coach: Rick Barnes

Overall Record: 845-426 (39th season)

Record at Tennessee: 241-112 (112-67 SEC) (11th season)

Associate Head Coach: Justin Gainey (fifth season, fourth as AHC)

Assistant Coach: Gregg Polinsky (fifth season, fourth as AC)

Assistant Coach: Amorow Morgan (first season)

Assistant Coach: Bryan Lentz (eighth season, second as AC)

Assistant Coach: Steve McClain (first season)

Director of Basketball Ops.: Mary-Carter Eggert (11th season)

Director of Sports Performance: Garrett Medenwald (11th season)

Athletic Trainer: Chad Newman (30th season)

Director of Player Personnel: Lucas Campbell (sixth season)

Director of Video and Analytics: Luke Schapker (eighth season)

Director of Strategy: Scott Daughtry (third season)

Assistant Director of Player Development: Riley Collins (fourth season)

Player Development Coordinator: Justin Caldwell (second season)

Administrative Specialist: Janet Reynolds (25th season)

Graduate Assistant: Colin Coyne (second season)

PRONUNCIATION GUIDE

Nate Ament: AY-ment

DeWayne Brown II: duh-WAYNE

J.P. Estrella: uh-STRELL-uh

Clarence Massamba: muh-SAHM-buh

Felix Okpara: ock-PAR-uh

Garrett Medenwald: MAY-dihn-wald

Amorow Morgan: uh-MARR-oh

BREAKDOWN BY LOCATION

Country: United States (13), France, Israel, Nigeria
State: Texas (3), Alabama (2), Tennessee (2), Virginia (2), Florida, Maine, North Carolina, Pennsylvania

BREAKDOWN BY CLASS

Seniors: Four (one RS)

Juniors: Two

Sophomores: Five (one RS)

Freshmen: Five



@VOL_HOOPS



TENNESSEE BASKETBALL

BY THE NUMBERS

845 Rick Barnes has the most victories (**845**) of any active DI head coach and is ninth on the all-time list (min. 10 years in DI).

88 UT has earned **88** straight AP Poll rankings, a school record and the second-longest active streak in DI, with 66 top-20 nods in a row.

24 Since 12/22/21, Tennessee is **24-12** versus AP top-15 foes, including 13-8 against AP top-10 teams and 8-6 versus the AP top five.

1 Tennessee is the one (**1**) team to reach the Elite Eight and finish in the AP, Coaches and KenPom top five each of the last two years.

WINNING WAYS

- Over the last nine seasons (2017-26), Tennessee paces all SEC programs in postseason victories (23), sits co-first in total victories (210) and ranks second in overall winning percentage (.732; 210-77). In that period, UT has three SEC titles (2018 and 2024 regular seasons, 2022 tournament).
- In that same span, the Vols are one of two SEC teams with 195-plus wins or an overall winning percentage above .700, alongside Auburn (210-75; .737).
- Over SEC play across the same period, Tennessee (98-45; .685) is first in league victories and league winning percentage. Only Kentucky (97-46; .678), Auburn (96-48; .667) and Alabama (91-53; .632) are also at 85-plus wins and/or a .600 clip.
- In just the last five seasons (2021-26), the Vols own a 118-39 (.752) overall record. That is good for the most wins and the second-best winning percentage in the SEC, ahead of Auburn (116-37; .758) in the former and just behind it in the latter.
- In that same time, Tennessee (51-21; .708) is co-second, alongside Alabama (51-21; .708), in the SEC in both league victories and league winning percentage. It is behind only Auburn (53-19; .736).

RACKING UP RANKED VICTORIES...

- TOP 25:** In the past five years (2021-26), Tennessee's 32 AP top-25 wins lead DI. Only Alabama (30), Connecticut (30), Iowa State (27), Kansas (27), Arizona (26) and Purdue (26) are even at 23-plus.
- TOP 20:** Tennessee leads the nation with 28 AP top-20 triumphs over that span. Only Connecticut (27), Alabama (25), Kansas (23), Arizona (21), Purdue (21) and Iowa State (20) are even at 20-plus.
- TOP 15:** The Volunteers lead DI with 24 AP top-15 decisions over those five years. Alabama (20), Kansas (20) and Iowa State (17) are the only schools even at 17-plus.
- TOP 10:** Since 2021-22, Tennessee owns 13 AP top-10 wins, co-first nationally, alongside Connecticut (13) and Iowa State (13). Alabama (12), Kansas (12), Arizona (11), Florida (11), Kentucky (11) and Purdue (11) are the only programs even with nine-plus.
- TOP FIVE:** In that same five-year period, the Vols have eight AP top-five victories, tied with Arizona for the most in DI. Alabama (seven), Florida (seven) and Iowa State (six) are the only others with even five-plus.
- TOP THREE:** Tennessee has five AP top-three wins in those five years, tied with Florida for second in DI, behind just Arizona (six). The only other teams with even four are Alabama (four) and Iowa State (four).

...AND DOING SO EFFICIENTLY

- Tennessee, at 32-21 (.604), has the SEC's best record versus AP top-25 foes over the last five seasons (2021-26). Auburn (22-19; .537) places second, while no one else has a mark over .520.
- The Volunteers are 28-16 (.636) against AP top-20 teams in that span, 12 games over the .500 mark. Auburn (18-16; .529) is a distant second among SEC schools, with no other one at even a .500 clip.
- UT is 24-13 (.649) versus AP top-15 foes in that time, 11 games above .500. Kentucky (16-16; .500) and Auburn (14-14; .500) rank a far second in the SEC.
- At 13-9 (.591), the Vols have the best record in the SEC against AP top-10 foes over those five seasons. The only other SEC team above even a .460 clip is distant second-place Florida (11-12; .478).
- With an 8-7 (.533) figure, Tennessee has the second-best record in the SEC versus AP top-five teams

in that stretch, narrowly trailing only Florida (7-6; .538). No other team owns a mark above even .400.

- The Volunteers, even with their excellent winning percentage, have played the third-most games (53) against AP top-25 foes of any Division I team in the last five years (2021-26). They trail just Alabama (58) and Texas (57) in such outings, while Oklahoma (52) is the only other school above .50.

SEVEN IN A ROW

- Tennessee has reached every NCAA Tournament since 2018. The seven straight bids pass 2006-11 for the longest streak in program history.
- UT is tied with Houston for the fourth-longest active NCAA Tournament streak in DI, trailing Michigan State (27), Gonzaga (26) and Purdue (10). Baylor and Kansas (due to a vacated bid) are next with six.
- The Vols' current streak includes four—2018, 2023, 2024, 2025—of their 10 all-time Sweet 16 bids and two of their three Elite Eight trips (2024, 2025).
- UT has earned a top-five seed in each of its seven NCAA Tournament trips under **Rick Barnes**: No. 3 in 2018, No. 2 in 2019, No. 5 in 2021, No. 3 in 2022, No. 4 in 2023, No. 2 in 2024 and No. 2 in 2025.
- The Vols' No. 2 seed in 2025 matched 2024, 2019, 2008 and 2006 for their best position ever.
- Tennessee has three No. 2 seeds in Barnes' tenure, eclipsing its full total (two) before his arrival. The seven top-five seeds in the Barnes also surpass UT's complete tally (five) prior to his hiring.

RARE AIR

- Rick Barnes**, a Naismith Memorial Basketball Hall of Fame nominee each of the last three years, reached the DI NCAA Tournament for the 29th time in 2024-25. That moved him past **Bob Knight** (28) for sole possession of fourth place in history. Only **Mike Krzyzewski** (36), **Jim Boeheim** (35) and **Roy Williams** (30) have more bids.

FIVE DIFFERENT DECADES

- Rick Barnes** and **Rick Pitino** are the only two active coaches to lead a team to the Division I NCAA Tournament in five separate decades. Barnes made his first trip in 1989, while Pitino did so in 1983.
- Just nine total coaches have achieved this feat all-time. The other seven are **Jim Boeheim** (six decades), **Lefty Driesell**, **Cliff Ellis**, **Bob Huggins**, **Lon Kruger**, **Mike Krzyzewski** and **Ray Meyer**.

QUITE THE CAMPAIGN

- Tennessee's 10 AP top-25 wins last season were its most ever, eclipsing the seven it had in both 2023-24 and 2021-22. It has tallied at least seven in three of the last four years after never before doing so.
- UT had seven AP top-15 wins last year, passing 2021-22 (six) for the most in school history. The Vols had five in 2022-23, giving them five-plus in three of the last four years after never before hitting that mark.
- This was the third time in program history, including the second in **Rick Barnes'** tenure, the Vols logged four AP top-seven (or even AP top-10) victories in a single season, joining 2021-22 and 1976-77.
- Tennessee had 25-plus wins in a season for the ninth time, including the sixth under **Rick Barnes** (all in the last eight years) and the fourth in a row. It reached 25 victories in the regular season for the third time, joining 2018-19 (27-4) and 2007-08 (28-3).
- The Volunteers posted 30-plus wins for the third time, including the second in the Barnes era. They went 31-6 in 2018-19, and 31-5 in 2007-08.

FANTASTIC FINISHES PART I ...

- Tennessee is one of just seven schools to finish in the AP top 25 in each of the last four years, including the only one in the SEC. The Volunteers placed fifth in 2024-25, fifth in 2023-24, No. 20 in 2022-23 and fifth in 2021-22.
- The other six teams to achieve the feat are Arizona, Duke, Gonzaga, Houston, Purdue and Saint Mary's.
- Of those seven, only five were top-20 all four years: Arizona, Duke, Houston, Purdue and Tennessee.

... FANTASTIC FINISHES PART II

- Tennessee and Houston are the only schools to finish top-five in the polls each of the last two years. Both teams did so in the AP Poll and the Coaches Poll, as well as the KenPom rankings.
- The Volunteers ended the year fifth on all three lists in 2023-24 and then did so again in 2024-25. The AP Poll and KenPom finishes set program bests, while the Coaches Poll placement tied UT's top mark.
- Duke is the only other school to rank even top-10 in all three final polls the last two years. Alabama is the lone other to do so in either/both of the human polls (AP and Coaches).
- Furthermore, Tennessee and Houston are the only programs to finish in the AP top five in three of the last four seasons. The Vols placed fifth in 2021-22.
- Just two other teams—Alabama, Kansas and Purdue—have finished in the AP top five even twice in the last four years.

STRONG IN THE STANDINGS

- Tennessee finished fourth in the SEC last season. It marked the program's seventh top-four finish in the last eight years, including its fifth in a row.
- The Volunteers are the only team in the league to place top-four each of the past five seasons. Only three others have done it multiple times: Alabama (four), Auburn (three) and Kentucky (three).
- UT is also the only school to place top-four in seven of the last eight campaigns. Just three others have done it even four times: Auburn (six), Kentucky (six) and Alabama (four).

TENNESSEE TABBED THIRD

- Tennessee placed third in the SEC preseason poll, as voted on by a select panel of league and national media members.
 - Only Florida, the reigning NCAA champion, and Kentucky finished above Tennessee in the voting.
 - This was the fourth straight year the Volunteers took a top-three position in the media poll. UT was picked third in 2024-25, first in 2023-24 (it won the league) and third in 2022-23. No other school has a streak of even two years or greater than two total nods across those four campaigns.
 - Tennessee has received a top-five position in the preseason poll eight consecutive years, dating back to the 2018-19 edition. That is the longest streak in the league, with only Alabama (six) and Arkansas (five) also owning an active mark of even two.
 - The full SEC preseason poll is below:
- | | |
|--------------|-----------------------|
| 1. Florida | 9. Texas |
| 2. Kentucky | 10. Mississippi State |
| 3. Tennessee | 11. Vanderbilt |
| 4. Alabama | 12. Oklahoma |
| 5. Arkansas | 13. Texas A&M |
| 6. Auburn | 14. Georgia |
| 7. Missouri | 15. LSU |
| 8. Ole Miss | 16. South Carolina |

POLL PRESENCE

- Tennessee has played 253 games as a ranked team in the AP Poll in **Rick Barnes'** tenure, posting a 190-63 (.751) record. In total, 71.7 percent of the Volunteers' 353 games since Barnes arrived in 2015-16 have come with the team ranked in the AP Poll, all since 2017-18 (253 of 287, 88.2 percent).
- UT is 169-58 (.744) while in the AP top 20 under Barnes, 129-44 (.746) while top-15, 103-33 (.757) while top-10, 49-14 (.778) while top-five, 25-3 (.893) while top-three and 14-2 (.875) while No. 1.
- The Vols are 40-29 (.580) in AP top-25 matchups under Barnes, including 32-22 (.593) with both teams in the top 20, 20-16 (.556) with both in the top 15 and 11-10 (.524) with both in the top 10.

TOP-TIER TRIUMPHS

- Tennessee is 46-44 (.511) against AP top-25 foes under **Rick Barnes**, including 30-17 (.638) in its past 47 such games (since 1/22/22).
- The Volunteers are 40-36 (.526) versus AP top-20 teams in Barnes' tenure, including 26-13 (.667) in their last 39 such affairs (since 1/22/22).
- UT is 31-29 (.517) against AP top-15 teams in the Barnes era, including 24-12 (.667) in its last 36 such games (since 12/22/21).
- The Vols own an 18-17 (.514) record versus AP top-10 foes under Barnes, including a 16-11 (.593) mark in their last 27 such contests (since 3/2/19) and a 13-8 (.619) tally in their last 21 (since 12/22/21).
- UT is 12-11 (.522) against AP top-five foes in Barnes' tenure, including 8-6 (.571) in its last 14 such affairs (since 2/15/22). It is 9-3 (.750) versus AP top-five SEC teams, including 8-2 (.800) in its last 10 such outings (since 3/2/19). All 12 wins are listed below.

DATE	OPPONENT	SITE	RESULT
Jan. 24, 2017	#4 Kentucky	Knoxville	W, 82-80
Dec. 9, 2018	#1 Gonzaga	Phoenix	W, 76-73
March 2, 2019	#4 Kentucky	Knoxville	W, 71-52
March 16, 2019	#4 Kentucky	Nashville	W, 82-78
Feb. 15, 2022	#4 Kentucky	Knoxville	W, 76-63
Feb. 26, 2022	#3 Auburn	Knoxville	W, 67-62
March 12, 2022	#5 Kentucky	Tampa	W, 69-62
Nov. 25, 2022	#3 Kansas	Bahamas	W, 64-50
Feb. 15, 2023	#1 Alabama	Knoxville	W, 68-59
Feb. 1, 2025	#5 Florida	Knoxville	W, 64-44
March 15, 2025	#3 Auburn	Nashville	W, 70-65
Nov. 25, 2025	#3 Houston	Las Vegas	W, 76-73

- UT has two Barnes-led exhibition wins over top-five foes: 99-80 vs. #2 Gonzaga in Frisco, Texas (10/28/22) and 89-88 at #4 Michigan State (10/29/23).

PARTICULARLY POTENT AT HOME

- Under **Rick Barnes**, Tennessee is 24-8 (.750) versus AP top-25 teams at Food City Center, including 19-2 (.905) in its last 21 such games (since 1/30/21).
- The Volunteers are 19-7 (.731) at home against AP top-20 teams in the Barnes era, including 15-2 (.882) in their last 17 such contests (since 1/30/21).
- Tennessee has a 16-5 (.762) mark when hosting AP top-15 squads under Barnes, including a 14-2 (.875) record in its last 16 such affairs (since 1/30/21).
- Barnes has led UT to a 9-1 (.900) ledger at home versus AP top-10 teams, with eight straight wins (since 3/2/19). That includes perfect marks against AP top-six foes (8-0) and versus SEC teams (7-0).
- Tennessee is a perfect 6-0 when hosting AP top-five teams in the Barnes era (all since 1/24/17). The six straight wins are an SEC record, per ESPN, surpassing the mark of five by Kentucky in 1978-84 and 1956-59.
- The Vols won 12 straight home games against AP top-25 foes from 1/30/21 to 2/28/24. That is an SEC record, per CBS Sports, and the longest in DI since Kansas had 17 straight from 1/11/14 to 2/13/17. Nine of those victories were versus top-15 foes, with five against the top 10 and three over top-five teams.
- Tennessee is 21-5 (.808) in AP top-25 home matchups under Barnes, including 15-5 (.750) with

both teams in the top 20, 9-2 (.818) with both in the top 15 and 5-0 (1.000) with both in the top 10.

NUMBER 800

- A 86-51 win over Texas A&M (2/24/24) gave **Rick Barnes** the 800th victory of his 37-year career. He is the 15th of now 17 DI coaches all-time (min. 10 years in DI) with 800-plus wins.
- Barnes, **John Calipari** and **Adolph Rupp** are the only coaches to hit 800 while in the SEC. **Cliff Ellis** and **Eddie Sutton** did so after leaving the league.
- Just 29 coaches all-time, at any level, have hit 800 wins (min. five years in NCAA). Barnes, **John Calipari** (Arkansas), **Dave Holmquist** (DII Biola), **Kelvin Sampson** (Houston), **Steve Ridder** (DII Embry-Riddle) **Bill Self** (Kansas) are the only six active members of that group.

NUMBERS 200 & 205

- Across the last four seasons (2022-26), **Rick Barnes** has collected his first victory as a head coach over 12 different schools: FGCU (11/16/22), #10 Texas (1/28/23), George Mason (12/5/23), Georgia Southern (12/12/23), Tarleton State (12/21/23), Norfolk State (1/2/24), Saint Peter's (3/21/24), #11 Creighton (3/29/24), Montana (11/13/24), Middle Tennessee State (12/23/24), Northern Kentucky (11/8/25) and Rutgers (11/24/25).
- The Norfolk State win gave Barnes triumphs over 200 different current Division I programs and he is now at 206. The former coach at two of those schools (Texas and George Mason), Barnes has defeated 211 total schools, including non-DI programs.
- In the victory against Saint Peter's (3/21/24), Barnes hit another 200 mark, as he became the third coach to amass 200 wins at Tennessee.
- In the triumph over Montana (11/13/24), Barnes earned his 205th UT win to pass **Don DeVoe** for sole possession of second place on the Vols' all-time list.
- Barnes is one of 19 coaches with 200-plus wins at two DI schools, just six of whom are active. *The full list can be found on page 19.*

NUMBER 100

- In Tennessee's 66-59 victory at #17/16 South Carolina on 3/6/24 to clinch the outright 2023-24 SEC regular season title, **Rick Barnes** improved to 100-60 in SEC play. He became the 24th coach in league history to reach triple-digit conference wins.
- Barnes is the third coach to win 100 SEC games at UT, joining **Ray Mears** (182-76 in 15 years from 1962-77) and **Don DeVoe** (107-91 from in 11 years from 1978-89). DeVoe went 3-15 at Florida in 1989-90 to finish 110-106 in SEC competition.
- Among active SEC coaches, only Arkansas' **John Calipari** has more league victories than Barnes.
- Barnes now has 112 SEC wins through 10 years in the league. He is tied with **Hank Crisp** for No. 18 on the all-time leaderboard.

BEATING THE BEST

- Under **Rick Barnes**, Tennessee has 48 total victories over 15 (of the 37) NCAA champions: Arizona, Arkansas (8x), Baylor, Cincinnati, Duke, Florida (10x), Kansas (2x), Kentucky (12x), Louisville (3x), Maryland, North Carolina, NC State (2x), Syracuse (2x), UCLA, Virginia and Wisconsin.
- The Volunteers also own wins during Barnes' tenure over non-SEC teams such as Butler, Colorado (2x), Creighton, Georgia Tech (3x), Gonzaga, Houston, Illinois (2x), Iowa, Memphis, Miami, Purdue, Rutgers, St. Joseph's, Southern Cal, Texas (2x pre-SEC), Wake Forest (2x), Washington, West Virginia and VCU.
- In his 39 years as a head coach, Barnes owns 188 total wins over 28 (of the 37) programs with a national title. He has never coached against six of the other nine.

THESE NOTES ARE THROUGH THE 2024-25 SEASON

ONE OF ONLY TWO SCHOOLS TO EARN AN

AP TOP-FIVE RANKING

IN EACH OF THE LAST FOUR SEASONS



ONE OF ONLY FOUR SCHOOLS TO EARN AN

AP TOP-SIX RANKING

IN EACH OF THE LAST FIVE SEASONS



ONE OF ONLY EIGHT SCHOOLS TO EARN AN

AP NO. 1 RANKING

IN AT LEAST TWO OF THE LAST SEVEN SEASONS



ONE OF ONLY SEVEN SCHOOLS TO EARN AN

AP TOP-20 RANKING

IN EACH OF THE LAST EIGHT SEASONS



358 WEEKS IN THE TOP 25

- In 39 years as a head coach, **Rick Barnes** has led his teams to a total of 358 weeks in the AP Top 25 Poll, including 174 in the top 10 and 84 in the top five.

SCHOOL	TOP 25	TOP 10	TOP 5	TOP 3	HIGH
George Mason	0	0	0	0	NR
Providence	2	0	0	0	20
Clemson	34	14	6	2	2
Texas	180	84	40	26	1
Tennessee	142	76	38	17	1
TOTAL	358	174	84	45	

SCHOOL-BY-SCHOOL SUCCESS

- Providence, in a 23-season stretch from 1978-2001, earned a spot in the AP rankings just six times, a third of which came during Barnes' six-year stint.
- Clemson has earned a single-digit ranking in the AP Poll 11 times, all in Barnes' tenure. The Tigers did so nine times in 1996-97 (top-five four times, high of second) and twice in 1997-98 (both fifth).
- Texas had just one AP top-five ranking ever (1/25/82) before hiring Barnes, who guided it to 40 such spots across six different years. The Longhorns had 25 top-10 marks, all in 1978-79 and 1981-82, before Barnes led them to 84 over 10 separate campaigns.
- Tennessee earned 74 AP top-25 rankings and 28 AP top-10 nods in the 14 seasons prior to the arrival of Barnes, who has 138 and 76, respectively. UT's 38 top-five marks under Barnes over double their full total (17) before his tenure. Their 10 top-two rankings are five times their total before his hire (two).

POLL VOLS PART I...

- Tennessee has been in every AP Poll since the 2021-22 preseason rankings, 88 releases in a row. The prior program record was 37 from 3/1/99 to 2/19/01.
- Across that 88-week stretch, the Vols have earned 83 spots in the top 20, 64 in the top 15, 57 in the top 12, 50 in the top 10, 24 in the top five, seven in the top three and five at No. 1.
- UT's 88-week streak is the second-longest in the country, behind only Houston (114). No other team is at even 70-plus, while the closest in the SEC, Alabama (38), ranks sixth and is 50 weeks behind.
- Dating to the 2020-21 preseason poll, UT has made 102 of 105 releases (not the final three of 2020-21), with 56 top-10 spots and 24 in the top five.
- The Vols are also riding a 66-week streak of AP top-20 rankings that dates to 11/28/22. They had a 37-week AP top-15 streak (since 12/11/23) and an 18-week AP top-eight streak (since 11/25/24) both snapped with the 2025-26 preseason poll.
- Since 11/28/22, UT has earned a top-15 ranking in 56 of the 66 AP Poll releases. It has claimed a top-10 spot in 37 of the 50 releases since the start of the 2023-24 season, placing top-eight in 33 of the past 44 (dating to 12/18/23).

...POLL VOLS PART II

- UT reached No. 1 last year, fourth in 2023-24, second in 2022-23, fifth in 2021-22 and sixth in 2020-21.
- The Volunteers, who hit No. 1 in 2018-19, have been in the AP top six in six of the past seven completed seasons (2018-25). They hit that mark an equal six times in program history before **Rick Barnes'** tenure (2007-08, 2000-01, 1999-2000, 1969-70, 1967-68 and 1958-59).
- UT has been in the AP top five in five of the last seven completed seasons (2018-25). It achieved that feat an equal five times before Barnes' arrival (each of the above six seasons except for 1969-70).
- The 2025-26 campaign is the ninth in a row UT has earned an AP top-20 spot. The prior program record was seven straight years (1966-67 to 1972-73).
- The Vols' season-ending 18-week AP top-10 streak in 2024-25 was their second-longest tally ever, passing a season-closing mark of 15 in 2023-24. Four of UT's six all-time double-digit streaks, including all three of 15-plus, have come since 2018-19 under Barnes.

- UT's 11 AP top-five nods last year were its second-most ever, above the nine in 2023-24 and trailing the 14 in 2018-19. Its top three marks are under Barnes.
- The Vols' six-week AP top-three streak last season (12/2/24 to 1/6/25) was its second-best such mark ever and tied its second-longest AP top-five streak.

HIGH-CALIBER COMPANY

THESE NOTES ARE THROUGH THE 2024-25 SEASON

- Tennessee and Kansas are the only two schools to earn an AP top-five ranking in each of the last four seasons (2021-25). Only two others, Arizona and Purdue, entered 2024-25 with a three-year streak.
- The Volunteers are one of only four teams to reach the AP top six in each of the past five seasons, alongside Alabama, Houston and Kansas.
- UT is one of just five programs to reach the AP top six in at least six of the last seven seasons (2018-25), alongside Duke, Gonzaga, Kansas and Kentucky. Those are also the only five schools to enter the AP top five in at least five different years in that stretch.
- The Vols are among only eight teams to reach the No. 1 spot in the AP Poll in at least two of the last seven seasons (2018-25), joining Auburn, Baylor, Duke, Gonzaga, Houston, Kansas and Purdue.
- Over that same seven-year stretch (2018-25), UT is one of eight teams with an AP top-two position in at least three seasons, alongside Baylor, Connecticut, Duke, Gonzaga, Houston, Kansas and Purdue.
- UT is one of seven schools with an AP top-20 ranking each of the last eight years (2017-25), joining Duke, Gonzaga, Kansas, Kentucky, Michigan State and North Carolina. Just three others—Houston, Purdue and Texas Tech—have even been AP top-25 in each.
- In the last three years (2022-25), UT is one of six teams in the AP top two in multiple seasons, joining Alabama, Connecticut, Duke, Kansas and Purdue.

CHART TOPPER

- Tennessee reached No. 1 in the AP Poll (and Coaches Poll) five straight weeks last year (12/9/24, 12/16/24, 12/23/24, 12/30/24 and 1/6/25). That marked the sixth, seventh, eighth, ninth and 10th times the Volunteers held the top spot in the poll, across three different seasons. Nine of the 10 such nods are under **Rick Barnes** and UT is 14-2 at No. 1 in his tenure.
- UT was No. 1 for one week in 2007-08 (2/25/08) and for four weeks in 2018-19 (1/21/19, 1/28/19, 2/4/19 and 2/11/19). It is 15-3 all-time at No. 1.
- The 2024-25 campaign was the earliest in a season the Vols ascended to No. 1 and their first time doing so before the start of SEC play.

TAKING DOWN THE TEAM AT THE TOP

- With its 68-59 home victory over top-ranked Alabama on 2/15/23, Tennessee became one of 17 DI schools with at least six wins over AP No. 1 teams.
- Rick Barnes** has led the Volunteers to two of those victories, as UT won each of its first two matchups with the AP No. 1 team during his tenure.
- The Vols, now 2-2 in such contests under Barnes, also beat Gonzaga, 76-73, on 12/9/18 in Phoenix.

DYNAMITE "D" A UT TRADEMARK

- The Volunteers place No. 12 in the country in KenPom adjusted defensive efficiency (94.7). They are second in the SEC, narrowly behind only No. 11 Florida (94.3).
- Tennessee finished 2024-25 third nationally in KenPom adjusted defensive efficiency (89.7), fourth in 3-point percentage defense (28.7), seventh in field-goal percentage defense (38.6) and No. 10 in scoring defense (63.0).
- The Volunteers ranked third in 2023-24 in KenPom adjusted defensive efficiency (90.2) and placed fifth in DI in field-goal percentage defense (39.4).
- In 2022-23, UT led the nation in KenPom adjusted defensive efficiency (87.5), taking the top spot for 15 weeks. The Vols led all DI teams in 3-point defense

(26.5), plus ranked third in scoring defense (57.9) and field-goal percentage defense (37.3).

- In six of the last eight years (2017-25), UT placed top-10 in KenPom adjusted defensive efficiency: third in 2024-25, third in 2023-24, first in 2022-23, third in 2021-22, fifth in 2020-21 and sixth in 2017-18.
- UT is 106-9 (.922) under **Rick Barnes** when allowing 60 or fewer points, with 44 such wins in a row from 3/11/22 to 1/21/25. It was 22-0 in 2022-23.
- The Volunteers have won 50 straight games (40 in Barnes' tenure) when conceding 50 points or fewer, dating to 12/29/12. That includes 12 such victories in 2022-23, tying Houston for the DI lead that year.

HAPPY AT HOME

- Over the last five seasons (2021-26), the Volunteers' .931 (67-5) home winning percentage is second in DI. That mark trails only Houston (.947; 71-4), while Norfolk State (.914; 51-4) ranks third.
- The tally includes a 36-0 (1.000) mark in non-conference home affairs and a 31-5 (.861) figure in SEC home contests. It also features an 18-2 (.900) home record versus AP top-25 foes, including a 13-2 (.867) count against AP top-15 teams and a perfect 7-0 (1.000) mark versus AP top-10 opponents.
- In total, UT is 145-25 (.853) at Food City Center in **Rick Barnes'** 11 years and has twice gone undefeated at home (18-0 in 2018-19 and 16-0 in 2021-22).

HOLDING SERVE

- The Volunteers went undefeated at home in non-conference play each of the last five seasons (2020-25). Including their 7-0 record this year, they have won 43 such games in a row, dating to the to the 2020-21 season opener (12/8/20).
- Per Elias Sports Bureau, the 43-game non-conference home winning streak is tied for the second-longest such mark in program history. The prior tally came from 12/7/40 to 12/10/49.
- The Volunteers' 43-game regular season non-conference home winning streak is co-fourth in DI, alongside Akron. That trails only Auburn (65), Baylor (51) and Texas Tech (45). The lone other teams above even three-dozen are Iowa State (41) and Providence (39).
- The only other school with 43-plus non-conference regular season home wins and no such losses over the past six years (2020-26) is Texas Tech (45-0). Just five additional programs are above 20: Baylor (42-0), Providence (37-0), Auburn (36-0), Akron (31-0) and Purdue Fort Wayne (24-0).
- During its streak, Tennessee owns victories over programs such as Arizona, Cincinnati, Colorado, Illinois, Kansas, Louisville, Syracuse and Texas.

SEEING THE SECOND WEEKEND

- Tennessee has reached the Sweet 16 in eight of the past 18 NCAA Tournaments (since 2006-07). That is tied for eighth-most trips in that span, matching Michigan, Purdue and UCLA.
- The Vols' trips have come under three coaches: **Rick Barnes** (2025, 2024, 2023, 2019), **Cuonzo Martin** (2014) and **Bruce Pearl** (2010, 2008, 2007).
- The only seven schools that own more second-weekend bids over that span are Duke (11), North Carolina (11), Gonzaga (10), Michigan State (10), Arizona (nine), Kansas (nine, plus one vacated) and Kentucky (nine).
- The SEC top-three in that stretch is Kentucky (nine), Tennessee (eight) and Florida (seven). No other school has greater than four.

SENSATIONAL SIX

- Tennessee, Drake, Duke, Gonzaga, Houston and Saint Mary's are the only schools with 25-plus wins each of the past four seasons (2021-22 to 2024-25).
- Tennessee and Duke are the only two to achieve the feat while in a Power Five league the entire stretch.

IN-STATE SUCCESS

- Tennessee is 36-7 (.837) against fellow Volunteer State foes under **Rick Barnes**, including 19-2 (.905) in its last 20 such games.
- The 36 wins are against Vanderbilt (16x), Tennessee Tech (6x), East Tenn. State (3x), Austin Peay (2x), Lipscomb (2x), UT Martin (2x), Tennessee State (2x), Chattanooga, Memphis and Middle Tenn. State.

BEATING THE BLUEGRASS BLUE BLOOD...

- From 1993-2015—a 22-season stretch that spanned the tenures of seven Tennessee coaches—the Volunteers went 9-35 (.205) against Kentucky, including 7-28 (.200) versus ranked Wildcat squads and 2-21 (.087) with UK in the top 10.
- Since **Rick Barnes'** hire in 2015-16, UT is 12-12 against Kentucky. No other team has even eight-plus wins, while just Alabama (seven), Auburn (seven) and Kansas have even six. The Vols are 11-8 against ranked Wildcat teams, over twice as many wins as any team in that time (five by Auburn and Kansas).
- The Vols are 7-1 against Kentucky teams ranked in the top 10 under Barnes, including 6-1 when the Wildcats are in the top six and 5-1 when they are in the top five. UT is 6-0 in non-road games versus top-10 Kentucky teams in Barnes' tenure.
- UT has topped Kentucky at least once in nine of Barnes' 10 seasons, including each of the first seven. It went 2-1 in 2021-22, 2018-19 and 2017-18. The Vols beat UK in Knoxville four years in a row, 2015-16 through 2018-19, and again in 2021-22.
- Under Barnes, UT is 8-5 against UK with both teams in the AP top 25 and 4-1 with both in the top 10.
- The Vols are 4-4 on the road against Kentucky the last eight seasons (since 2017-18) after going 2-36 in the prior 38 years (1979-2017).
- In the teams' last meeting, their first-ever NCAA Tournament matchup, the Vols tallied a 78-65 victory on 3/28/25 in the Sweet 16 in Indianapolis. They led by as many as 19 points, trailed for just 32 seconds and had three players score 16-plus.
- UT's most recent road win at Kentucky was a 103-92 road on 2/3/24. The 103 points marked the Vols' co-second-most ever against the Wildcats, including their top total on the road. It also marked the fourth time any visitor scored triple digits at Rupp Arena, including the second time an SEC team did so.
- Under Barnes, Tennessee is 5-5 at home against Kentucky, 4-6 on the road, 2-1 in the SEC Tournament and 1-0 in the NCAA Tournament.

...BEHIND BARNES' TUTELAGE

- Rick Barnes** is tied with **Dean Smith** for sixth all-time with 13 wins against Kentucky as a head coach. That figure is first among all active DI head coaches and includes a 12-12 record during his Tennessee tenure. He went 0-1 at Texas and 1-1 at Clemson, putting him at 13-14 overall.
- The only other active DI head coach in double figures is Auburn's **Bruce Pearl**, who owns an 11-18 mark. That includes a 4-9 tally during his tenure at Tennessee (2006-11) and a 7-9 record with Auburn.
- The five coaches above Barnes on the list are **Dale Brown** (18), **Billy Donovan** (17), **Bob Knight** (15), **Ray Mears** (15) and **Roy Skinner** (14).
- Just seven others, including Barnes and Pearl, are in double figures. Those individuals are **Kevin Stallings** (12), **Don DeVoe** (11), **Wimp Sanderson** (11), **C.M. Newton** (10) and **Roy Williams** (10).
- Of the 13 coaches with 10-plus wins, four coached Tennessee: Barnes (2015-present), Pearl (2006-11), DeVoe (1978-89) and Mears (1962-77). DeVoe went 11-12 at UT and 0-2 at Florida (11-14 overall), while Mears was 15-15 exclusively with the Vols.

SECOND TIME'S A CHARM

- Over the past eight years (2017-25), **Rick Barnes** has led Tennessee to a 27-9 (.750) record in the second leg of regular season home-and-home series.

SHOOTING TO SUCCEED

- Over the last five seasons (2021-26), Tennessee is 50-9 (.847) when hitting double-digit 3-pointers in a game, including 29-3 (.906) at home.
- During **Rick Barnes'** first six seasons on Rocky Top, 2015-16 to 2020-21, Tennessee was a strong 20-12 (.625) in such games, including 12-3 (.800) at home, but the past five years have been even better.

ALL BUT THREE

- Tennessee owns a 113-3 (.974) record under **Rick Barnes** when leading by double digits at halftime.
- The Volunteers have not lost such a game since 11/23/17 against #5/3 Villanova in the Battle 4 Atlantis semifinals in Paradise Island, Bahamas.

A SUPERB SIGN

- Tennessee is 142-15 (.904) under **Rick Barnes** when holding its opponent to 39.0 percent or worse field-goal shooting, including 76-8 (.905) when its foe shoots 35.0 or below. The Volunteers are a perfect 27-0 (1.000) in Barnes' tenure when holding their opponent to a field-goal clip of 30.0 or under.

MAJOR MARGINS

- Since the start of the 2022-23 campaign, Tennessee has 39 wins by 20-plus points. Twelve of them, a single-season program record, came in 2022-23.
- Of the Volunteers' 37 SEC victories the last three seasons (2022-25), 13 are by at least 20 points (five in 2022-23, six in 2023-24, two in 2024-25).
- In the last four years, UT has 29 wins by 25-plus (12 in 2022-23, six in 2023-24, five in 2024-25, six in 2025-26). That includes 21 by 30-plus (nine, five, four and three, respectively) and 16 by 35-plus (four, six, four and two, respectively). It has seven by 40-plus (four 2022-23, two in 2024-25, one in 2025-26).

OWNING THE OPENING TIP

- Tennessee won the jump-ball in 29 of 38 outings last year, with **Felix Okpara** taking all of them.
- After starting 12-9 in jump-balls, Okpara claimed 17 in a row to conclude the season. He then won five in a row to open 2025-26, giving him 22 straight wins.
- Okpara is 10-2 thus far in 2025-26, giving him a 39-11 (.780) overall mark as a Volunteer.
- Per KenPom, Okpara is 62-34 (.646) in his four-year career, good for the most wins of any active player.

FRESH FACES

- Tennessee has nine new players, including five freshmen, a first-year sophomore and three transfers.
- UT's freshman class features **Nate Ament**, a consensus top-four prospect and the highest-ranked recruit in program history. It also includes two additional consensus top-105 recruits in **DeWayne Brown II** and **Amari Evans**, as well as three-star players **Troy Henderson** and **Clarence Massamba**. The first-year sophomore is **Ethan Burg**.
- The Vols' transfer class features **Ja'Kobi Gillespie**, an East Tennessean who was a Third Team All-Big Ten pick at Maryland last year. It also includes **Amaree Abram**, an All-CUSA Honorable Mention at Louisiana Tech in 2024-25, and **Jaylen Carey**, who led the SEC in total offensive boards last year at Vanderbilt.
- UT returned just three players—**Bishop Boswell**, **Felix Okpara** and **Cade Phillips**—who appeared in 10-plus games in 2024-25. The only other returnee who was on scholarship last year is **J.P. Estrella**, who missed the final 35 games due to injury.

STARTER'S SEASON-ENDING SURGERY

- As announced 12/8/25, **Cade Phillips** is out for the remainder of the season due to surgery to repair a recurring left shoulder injury. UT will submit a medical redshirt application.
- Phillips, who has played more games in a UT uniform than anyone else on the roster, started nine of the first 10 contests of 2025-26 and shot 65.4 percent.

GAME-BY-GAME STARTERS

OPP.	LINEUP (PG-SG-SF-PF-C)
Mercer	Gillespie-Boswell-Ament-Carey-Okpara
Northern Ky.	Gillespie-Boswell-Ament-Phillips-Okpara
North Florida	Gillespie-Burg-Ament-Phillips-Okpara
Rice	Gillespie-Abram-Ament-Phillips-Okpara
Tenn. State	Gillespie-Abram-Ament-Phillips-Okpara
vs. Rutgers	Gillespie-Abram-Ament-Phillips-Okpara
vs. Houston	Gillespie-Boswell-Ament-Phillips-Okpara
vs. Kansas	Gillespie-Boswell-Ament-Phillips-Okpara
at Syracuse	Gillespie-Boswell-Ament-Phillips-Okpara
vs. Illinois	Gillespie-Boswell-Ament-Phillips-Okpara
Louisville	Gillespie-Boswell-Ament-Brown-Okpara
Gardner-Webb	Gillespie-Boswell-Ament-Brown-Okpara
So. Car. State	--
at Arkansas	--
Texas	--
at Florida	--
Texas A&M	--
Kentucky	--
at Alabama	--
at Georgia	--
Auburn	--
Ole Miss	--
at Kentucky	--
at Miss. State	--
LSU	--
Oklahoma	--
at Vanderbilt	--
at Missouri	--
Alabama	--
at So. Carolina	--
Vanderbilt	--
vs. TBD	--

RECORD BY LINEUP

REC.	LAST	(PG-SG-SF-PF-C)
1-0	11/3/25	Gillespie-Boswell-Ament-Carey-Okpara
2-3	12/6/25	Gillespie-Boswell-Ament-Phillips-Okpara
1-0	11/12/25	Gillespie-Burg-Ament-Phillips-Okpara
3-0	11/24/25	Gillespie-Abram-Ament-Phillips-Okpara
2-0	12/21/25	Gillespie-Boswell-Ament-Brown-Okpara

GAMES STARTED

	Streak	25-26	Career	SEC
Amaree Abram		3	61	10
Nate Ament	12	12	12	-
Bishop Boswell	6	8	8	-
DeWayne Brown II	2	2	2	-
Ethan Burg	-	1	1	-
Jaylen Carey	-	1	2	0
J.P. Estrella	-	-	-	-
Amari Evans	-	-	-	-
Ja'Kobi Gillespie	58	12	80	-
Troy Henderson	-	-	-	-
Clarence Massamba	-	-	-	-
Felix Okpara	56	12	95	18
Cade Phillips	-	9	9	-

PLUS/MINUS TRACKER

	GP	Season	High
Gillespie	12	+196	+35 vs. North Fla. (11/12)
Estrella	10	+140	+35 vs. Gard.-Webb (12/21)
Carey	12	+122	+35 vs. Gard.-Webb (12/21)
Ament	12	+119	+30 vs. North Fla. (11/12)
Boswell	9	+82	+20 vs. Rutgers (11/24)
Burg	11	+64	+23 vs. Rice (11/17)
Abram	12	+76	+22 vs. Tenn. State (11/20)
Okpara	12	+67	+23 x2; last vs. Rutgers (11/24)
Phillips	10	+53	+23 vs. North Fla. (11/12)
Henderson	10	+45	+17 vs. Northern Ky. (11/8)
Brown	10	+41	+13 vs. Mercer (11/3)
Massamba	7	+27	+15 vs. Gard.-Webb (12/21)
Evans	10	+28	+19 vs. Gard.-Webb (12/21)

ROCKY TOP 2025-26 HONORS WATCH

NATE AMENT

- Three-time SEC Freshman of the Week (11/10/25, 11/17/25, 12/1/25)
- Lute Olson Award Early Season Watch List
- NABC Player of the Year Preseason Watch List
- Naismith Trophy Preseason Watch List
- Wooden Award Preseason Watch List
- USBWA Oscar Robertson Trophy Preseason Watch List
- USBWA Wayman Tisdale Award Preseason Watch List
- Jay Bilas Preseason Second Team All-American
- Blue Ribbon Yearbook Preseason Third Team All-American
- Preseason Second Team All-SEC (Media)
- Preseason Second Team All-SEC (Coaches)
- Julius Erving Award Preseason Top 20 Watch List

JA'KOBI GILLESPIE

- USBWA Oscar Robertson National Player of the Week (12/23/25)
- SEC Player of the Week (12/22/25)
- Naismith Trophy Preseason Watch List
- Wooden Award Preseason Watch List
- USBWA Oscar Robertson Trophy Preseason Watch List
- College Hoops Today Preseason All-America Honorable Mention
- Preseason Second Team All-SEC (Media)
- Preseason Second Team All-SEC (Coaches)
- Bob Cousy Award Top 20 Preseason Watch List

FELIX OKPARA

- Kareem Abdul-Jabbar Top 20 Preseason Watch List

WIDE WINGSPANS, LONG LIMBS

- Seven Volunteers possess wingspans at least four inches greater than their listed height.
- 6-8 **DeWayne Brown II** has a 7-3 wingspan (+7in)
- 6-3 **Amaree Abram** has a 6-9.75 wingspan (+6.75in)
- 6-5 **Amari Evans** has a 6-10.75 wingspan (+5.75in)
- 6-8 **Jaylen Carey** has a 7-1.25 wingspan (+5.25in)
- 6-9 **Cade Phillips** has a 7-2 wingspan (+5in)
- 6-1 **Ja'Kobi Gillespie** has a 6-5.25 wingspan (+4.25in)
- 6-11 **Felix Okpara** has a 7-3 wingspan (+4in)
- Nine Tennessee players own wingspans upwards of 6-9, with six above 7-feet.
- **DeWayne Brown II** has a 7-3 wingspan
- **Felix Okpara** has a 7-3 wingspan
- **Cade Phillips** has a 7-2 wingspan
- **J.P. Estrella** has a 7-1.75 wingspan
- **Jaylen Carey** has a 7-1.25 wingspan
- **Nate Ament** has a 7-1 wingspan
- **Amari Evans** has a 6-10.75 wingspan
- **Amaree Abram** has a 6-9.75 wingspan
- **Campbell Duncan** has a 6-9.5 wingspan
- Nine Volunteers have a standing reach of at least two feet greater than their listed height.
- 6-11 **Felix Okpara** has a 9-4 reach (+2ft, 5in)
- 6-8 **DeWayne Brown II** has a 9-0.5 reach (+2ft, 4.5in)
- 6-11 **J.P. Estrella** has a 9-3 reach (+2ft, 4in)
- 6-10 **Nate Ament** has a 9-0 reach (+2ft, 2in)
- 6-9 **Cade Phillips** has an 8-11.25 reach (+2ft, 2.25in)
- 6-8 **Jaylen Carey** has an 8-9.25 reach (+2ft, 1.25in)
- 6-5 **Amari Evans** has an 8-6 reach (+2ft, 1in)
- 6-5 **Clarence Massamba** has an 8-5 reach (+2ft)
- 6-3 **Amaree Abram** has an 8-3 reach (+2ft)
- Six members of the UT roster own a standing reach above 8-9, with four reaching at least 9-feet.
- **Felix Okpara** has a 9-4 reach
- **J.P. Estrella** has a 9-3 reach
- **DeWayne Brown II** has a 9-0.5 reach
- **Nate Ament** has a 9-0 reach
- **Cade Phillips** has an 8-11.25 reach
- **Jaylen Carey** has an 8-9.25 reach

HOOPS DNA

- Tennessee Vice Chancellor/Director of Athletics **Dr. Daniel J. White** (Danny) played college basketball at Towson (1998-2000) and Notre Dame (2000-02). The Fighting Irish reached the second round of the NCAA Tournament both years he was active.
- Danny's father, **Kevin White**, was the AD at six schools, including five at the DI level and three in a Power Five league, over 38 years. Duke won two national titles in men's basketball (2010, 2015) during his 13 years there, before his 2021 retirement. Notre Dame won a title in women's basketball (2001) his and Danny's first year there.
- Danny's younger brother, **Brian White**, is the AD at Florida Atlantic. In his fifth year, 2022-23, the Owls reached the Final Four for the first time and defeated Tennessee, 62-55, in the Sweet 16.
- Danny's older brother, **Mike White**, a four-year starter at Ole Miss from 1995-99, is in his 14th year as a DI head coach and third at Georgia. He was at Florida from 2015-22 and made four NCAA Tournament trips, reaching the 2017 Elite Eight. He went 101-40 at Louisiana Tech from 2011-15.

LEGENDARY LEADERS

- **Rick Barnes** is one of six active UT head coaches who have led their team to a No. 1 national ranking. A seventh, **Tony Vitello** (baseball; 2025, 2024, 2022) departed Tennessee in October 2025.

COACH	POLL YEARS
Rick Barnes , M. Basketball	AP, Coaches 2025, 2019
Josh Heupel , Football	CFP 2022
Joe Kirt , W. Soccer	Coaches 2025
Brennan Webb , M. Golf	Golfweek 2018
Karen Weekly , Softball	varied 2025, 2014, 2007
Chris Woodruff , M. Tennis	ITA 2022

ALL ALONE ... THRICE

- Tennessee is the only school to earn a No. 1 ranking in baseball, men's basketball and football in the last three academic years (2022-25). It was the only one to reach the CWS, Elite Eight and CFP in the 2024 calendar year, plus the only one to make Supers, the Elite Eight and CFP in the 2024-25 academic year.

"EVERYTHING SCHOOL"

- After winning three consecutive SEC All-Sports titles in 2021-22, 2022-23 and 2023-24, UT finished second in the standings in 2024-25. The Vols earned the trophy in each of **Daniel J. White's** first three full years as the AD after never previously winning it
- Tennessee has finished top-six in the LEARFIELD Directors' Cup each of the last three years after never previously doing so. UT placed sixth in 2022-23, third in 2023-24 and sixth in 2024-25. The school's previous top finish was seventh in 2006-07.
- UT's third-place LEARFIELD Directors' Cup finish in 2023-24 featured 1,217 total points to rank behind only Texas (then in Big 12) and Stanford. Tennessee garnered 25-plus points from all 20 of its teams.
- All of Tennessee's athletic teams, for the first time ever, reached the postseason in 2023-24. It then repeated that feat in 2024-25. No other Power Five school in the country has achieved that both years.
- In 2023-24, 13 of UT's 20 teams finished top-25 nationally, all in the top 20. Ten ended the year in the top 10 and four took a top-five spot, including baseball ranking first after winning the national championship. In addition, 19 reached the top 25 at some point, with 13 peaking in the top 10.
- More recently, in 2024-25, 12 Tennessee teams concluded the year in the top 15, one more than the 2023-24 number. Eight sports finished in the top 10 in the country, with five placing top-five.
- Three Tennessee sports have finished top-five in each of the last two years: rowing (No. 3 and No. 5), women's swimming & diving (No. 4 and No. 5) and men's basketball (No. 5 and No. 5).

PROMINENT PROGRAMS

- Tennessee is the only school with 1,400-plus wins in both men's and women's basketball. Just five others—Connecticut, Louisiana Tech, Stanford, Stephen F. Austin and Texas—have 1,200-plus in each.
- UT has the fifth-most combined wins between men's and women's basketball, trailing only Duke, Kansas, Kentucky and North Carolina.

DANCING ON ROCKY TOP

- Tennessee is the only school to reach each of the last seven—no one else is at even six—NCAA Tournaments in both men's and women's basketball.
- In 2024-25, UT was the only school to reach the final 16 in men's and women's basketball, football (12-team CFP), baseball (Supers) and softball (Supers).

DOMINATING THE DRAFTS

- In 2024-25, Tennessee was one of just three schools with multiple players selected in the NFL, NBA and MLB Drafts, alongside Florida and Rutgers.
- Tennessee, Michigan and North Carolina were the only schools with a top-40 draftee in the NFL, NBA and MLB in 2025. In addition, Tennessee and Ohio State tied for the most top-40 picks across the three drafts with six apiece.
- Furthermore, Tennessee was the only school with multiple first- or second-round picks in each draft. Just six other schools—Arizona, Georgia, Michigan, North Carolina, South Carolina and Texas—had even one first- or second-rounder in each draft.
- Across the NFL, NBA and MLB Drafts, Tennessee totaled 11 first-and second-round picks, four more than any other school. Ohio State and Texas tied for second with seven each, while Georgia and Michigan tied for fourth with six apiece.
- In the NBA Draft alone, Tennessee was one of eight schools with multiple draftees. The others were Duke, Florida, Georgetown, Illinois, Kentucky and Rutgers. For the Volunteers, **Chaz Lanier** went No. 37 to the Detroit Pistons and **Jahmai Mashack** went No. 59 to the Houston Rockets.

NEW VOICES OF THE VOLS

- The 2024-25 season was the final one for **Bob Kesling** and **Bert Bertelkamp**, Tennessee's radio broadcasters on Vol Network for 26 years, dating to 1999-2000.
- **Mike Keith**, a native of Franklin, Tenn., is in his first year as the play-by-play commentator for Vol Network. After 26 years (1999-2024) as the voice of the Tennessee Titans, he returned to Rocky Top in 2025. Keith, a 1991 Tennessee graduate, is a 12-time Tennessee Sportscaster of the Year and a member of five halls of fame, including the Tennessee Sports Hall of Fame and the Tennessee Radio Hall of Fame.
- **John Wilkerson**, who joined Keith in the Tennessee Radio Hall of Fame in July 2025, will serve as both a color analyst and a fill-in play-by-play broadcaster this season. The 1988 UT graduate has worked as the Vol Network's basketball studio and scoreboard host for the past 29 seasons, the voice of Tennessee baseball the last 27 seasons and the backup play-by-play basketball announcer for the last 26.
- **Chris Lofton**, who scored 2,131 points at Tennessee from 2004-08, is in his first year as a color analyst with Vol Network. The two-time All-American and 2006-07 SEC Player of the Year, whose No. 5 jersey hangs in the Food City Center rafters, will be in the analyst rotation before taking over the primary role ahead of the postseason. An 11-year pro, Lofton will be inducted in the UT Sports Hall of Fame in 2026.
- **Steve Hamer** will once again serve as a color analyst, a position for which he has been a contributor since 2015. He also works as a television color analyst for UT basketball games, a role he started in 1999. The two-time All-SEC designee amassed 1,418 points and 750 rebounds on Rocky Top from 1992-96 before spending a season with the Boston Celtics.

TRACKING TENNESSEE

Date	AP	Coaches	NET	KPom
Pre	18	17	n/a	9
11/10	20	18	n/a	13
11/17	20	17	n/a	13
11/24	17	16	n/a	13
12/1	13	13	12	13
12/8	20	20	33	18
12/15	20	23	35	18
12/22	19	20	26	15
12/29	-	-	-	-
1/5	-	-	-	-
1/12	-	-	-	-
1/19	-	-	-	-
1/26	-	-	-	-
2/2	-	-	-	-
2/9	-	-	-	-
2/16	-	-	-	-
2/23	-	-	-	-
3/2	-	-	-	-
3/9	-	-	-	-
3/16	-	-	-	-
4/7	-	-	-	-

Ratings Tracker (through Dec. 26, 2025)
 BartTorvik: 15 ESPN SOR: 27 Haslametrics: 14
 ESPN BPI: 14 EvanMiya: 14 WAB: 28

Quad 1 Record: 2-2 (Wins: vs. #14 Houston, #17 Louisville)
 Quad 2 Record: 0-1
 Quad 3 Record: 2-0
 Quad 4 Record: 5-0

TEAM STAT RANKINGS

Category Stat	SEC	NCAA	SEC*
Scoring Offense 82.2	13	98	-- --
Scoring Defense 64.5	1	22	-- --
Scoring Margin 17.7	4	27	-- --
FG Pct. 48.0	9	77	-- --
FG Pct. Defense 38.1	1	17	-- --
Effective FG Pct. 54.2	11	108	-- --
3P Pct. 34.6	6	140	-- --
3P Pct. Defense 28.1	1	21	-- --
3PM Per Game 7.6	13	221	-- --
3PA Per Game 21.9	13	240	-- --
Free Throw Pct. 71.5	13	190	-- --
FTM Per Game 15.3	15	167	-- --
FTA Per Game 21.3	14	171	-- --
Rebounds Per Game 43.17	3	10	-- --
Rebound Margin 13.3	2	5	-- --
Off. Rebs Per Game 15.08	2	5	-- --
Def. Rebs Per Game 28.08	8	45	-- --
Assists Per Game 19.0	3	21	-- --
Assist/Turnover Ratio 1.50	7	68	-- --
TOs Per Game 12.7	14	217	-- --
TOs Forced Per Game 12.75	6	170	-- --
Turnover Margin 0.1	10	204	-- --
Blocks Per Game 3.7	12	148	-- --
Steals Per Game 7.8	6	123	-- --
Fouls Per Game 17.0	5	124	-- --
Bench PPG 31.92	7	56	-- --
Fast-Break PPG 10.83	12	199	-- --
Winning Pct. .750	5	62	-- --

Bold = top-30 national ranking * = SEC games only

GAME-BY-GAME DUNKS

Opponent	For	Against	Margin
Mercer	4	1	+3
Northern Kentucky	4	1	+3
North Florida	10	1	+9
Rice	9	3	+6
Tennessee State	4	3	+1
vs. Rutgers	5	1	+4
vs. Houston	2	3	-1
vs. Kansas	2	4	-2
at Syracuse	1	3	-2
vs. Illinois	3	1	+2
Louisville	4	2	+2
Gardner-Webb	4	0	+4
South Carolina State	--	--	--
at Arkansas	--	--	--
Texas	--	--	--
at Florida	--	--	--
Texas A&M	--	--	--
Kentucky	--	--	--
at Alabama	--	--	--
at Georgia	--	--	--
Auburn	--	--	--
Ole Miss	--	--	--
at Kentucky	--	--	--
at Mississippi State	--	--	--
LSU	--	--	--
Oklahoma	--	--	--
at Vanderbilt	--	--	--
at Missouri	--	--	--
Alabama	--	--	--
at South Carolina	--	--	--
Vanderbilt	--	--	--
vs. TBD	--	--	--
TOTAL	52	23	+29

PRESEASON PLAUDITS

- **Nate Ament** and **Ja'Kobi Gillespie** were both named Preseason Second Team All-SEC selections by the media, alongside Florida's **Boogie Fland**, Florida's **Thomas Haugh** and Missouri's **Mark Mitchell**. They were also tabbed second-team choices by the league's coaches, joining Fland, Mitchell and Ole Miss' **Malik Dia**. The Volunteers and Gators were the only teams with multiple first- or second-team designees on either list.
- Ament was one of eight individuals to earn votes for the media's SEC Preseason Player of the Year, joining Kentucky's **Otega Oweh** (honoree), Florida's **Alex Condon**, Ole Miss' **Malik Dia**, Florida's **Boogie Fland**, Florida's **Thomas Haugh**, Mississippi State's **Josh Hubbard** and Auburn's **Tahaad Pettiford**.
- Ament garnered Preseason Second Team All-America status from Jay Bilas and Preseason Third Team All-America recognition from the Blue Ribbon Yearbook. He was also one of just four freshmen named to the 20-man NABC Player of the Year Preseason Watch List, alongside Duke's **Cameron Boozer**, BYU's **A.J. Dybantsa** and Kansas' **Darryn Peterson**. Ament was also selected for the USBWA Wayman Tisdale Award Preseason Watch List.
- Ament and Gillespie were tabbed to preseason watch lists for the Naismith Trophy, USBWA Oscar Robertson Trophy and Wooden Award.
- **Ja'Kobi Gillespie** (Bob Cousy Award), **Nate Ament** (Julius Erving Award) and **Felix Okpara** (Kareem Abdul-Jabbar Award) were all tabbed to the Naismith Starting 5 Top 20 Preseason Watch List at their respective positions.
- UT was one of 16 schools with three-plus Naismith Starting 5 Watch List picks. Only five—Tennessee, Arkansas, Connecticut, Houston and Purdue—had a point guard, shooting guard and small forward.
- While not in the preseason, **Ja'Kobi Gillespie** was named to the Lute Olson Award Early Season Watch List on 12/18/25. He was one of 30 players nationally to make the cut.

TIPPED OFF AS A TOP-20 TEAM

- Tennessee entered 2024-25 as a consensus preseason top-20 team. A list of the Volunteers' preseason top-20 positions is below (a "C" indicates computer poll and an "H" indicates human poll):
 5. Haslametrics.com C 16. SI.com H
 7. Blue Ribbon Yearbook H 17. CBSSports.com H
 9. KenPom.com C 17. Coaches Poll H
 13. BartTorvik.com C 18. AP Poll H
 14. Hoops HQ H 18. ESPN.com H
 15. EvanMiya.com C 18. 247Sports.com H
- Since the Coaches Poll started in 1991-92, this was the 15th time UT opened a season top-25 in both that and the AP Poll, including the seventh under **Rick Barnes** and sixth in a row. This was the 13th time UT started a season top-20 in both polls, again including seven under Barnes and six in a row.
- Tennessee opened in the AP top 20 for the sixth straight year, claiming the No. 18 spot. This is the first time the Volunteers have earned a preseason AP top-25 ranking in six consecutive years; the prior high was five from 2006-07 to 2010-11, with just three of those featuring a top-20 placement.
- UT was in the preseason Coaches Poll for the eighth straight year, dating to 2018-19. That extends a program record, as the prior mark was five from 2006-07 to 2010-11. UT has earned a top-17 spot in seven of the eight years.

SPREADING THE SCORING

- Tennessee had three individuals score 17-plus points in its second, third and fourth games of the 2025-26 campaign.
- Entering this season, that feat happened 14 total times in **Rick Barnes'** first 10 years (2015-25) at the helm. Half of those outings came during the 2018-19 season.
- The stretch included a game against North Florida (11/12/25) in which three Volunteers had at least 19 points. It marked the third such occurrence in Barnes' tenure, alongside 1/29/19 against South Carolina and 11/19/15 versus Marshall. The latter was Barnes' third game at Tennessee.

DOUBLE DIGITS (AND MORE) YET AGAIN

- Tennessee had double-figure SEC victories last year, its fifth straight season reaching that mark. This is the third such streak in program history. The Volunteers accumulated 10-plus SEC wins five seasons in a row from 2005-06 to 2009-10 and for 13 straight years from 1964-65 to 1976-77.
- UT has also reached 11 SEC triumphs for the fourth year in a row. This is the third streak of that variety in program history. The Vols won 11-plus SEC games four years in a row from 1978-79 to 1982-83 and for seven straight campaigns from 1970-71 to 1976-77.
- Tennessee hit the 12-win mark in SEC play for the second consecutive year. This is its fourth such streak ever, alongside 2017-18 to 2018-19, a seven-year mark from 1970-71 to 1976-77 and a three-year tally from 1966-67 to 1968-69.

TAKING CARE OF BUSINESS

- According to **Will Warren of Basket Under Review**, **Rick Barnes** entered 2025-26 with the best record of any coach against Quad 3 and Quad 4 opponents over the previous five seasons (2020-25) at 58-0.
- Per Warren, the only other head coaches with 25-plus such games and no losses in that five-year span are Ole Miss' **Chris Beard** at 45-0 and Duke's **Jon Scheyer** at 44-0.
- Adding in Volunteers' 7-0 record in such games in 2025-26, Barnes is now 65-0 versus Quad 3 and Quad 4 foes over the last six years (2020-26). Meanwhile, Beard is no longer undefeated, at 52-1, while Scheyer is now 50-0.

FRESHMAN PHENOM'S STELLAR START

- **Nate Ament** claimed SEC Freshman of the Week honors on 11/10/25, the first such accolade of the year in the league. The last Volunteer to win the award was **Julian Phillips** on 1/23/23.
- Ament, to begin his career against Mercer (11/3/25) became the fifth Tennessee freshman with 18 points in a season opener in the last 20 years (2006-26).
- Next, Ament had 23 points, eight rebounds, five assists and two steals versus Northern Kentucky (11/8/25). He became the sixth SEC freshman in the last 20 seasons (2006-26) to reach that mark, joining **Reed Sheppard** (12/2/23), **Brandon Miller** (3/12/23), **VFL Kennedy Chandler** (2/22/22), **Ben Simmons** (12/2/15) and **James Young** (1/8/14). Only two other Vols, Chandler and **Josiah-Jordan James** (3/1/22), have hit those numbers across that two-decade span.
- In the only game of his second week, **Nate Ament** had 19 points, nine rebounds, five assist, two steals and one block versus North Florida (11/12/25). He became the fifth SEC freshman—seventh instance—in the last 20 years (2006-26) to register that line. Ament follows **Ben Simmons** (thrice in 2015-16), **James Young** (1/8/14), **Archie Goodwin** (11/23/12) and **John Wall** (3/27/10). Only one other Vol, **Igor Miličić Jr.** (2/5/25) has notched that line in those 20 seasons.
- That lone performance helped Ament repeat as SEC Freshman of the Week on 11/17/25. He became the sixth Vol with two such honors in a season, including the first since **Zakai Zeigler** in 2021-22 and the first one ever to garner them in back-to-back weeks.
- To open his third week, Ament had 19 points and 10 rebounds for his first double-double, adding three steals, against Rice (11/17/25). He became the fifth SEC freshman—six instance—in the past 15 years (2011-26) with that line, following **Brandon Miller** (3/12/23); **Jabari Smith** (11/12/21); **Aaron Nesmith** (11/27/18); and **Ben Simmons** (twice in 2015-16). The last Vol to do it was over 19 years ago when **Dane Bradshaw** (1/18/06) achieved it.
- Ament then had 15 points, six boards, four assists and four steals against Tennessee State (11/20/25). He is the fifth SEC freshman—third in regulation—with that line in the last 10 years (2016-26), alongside **Collin Murray-Boyles** (3/9/24 in OT), **Anthony Edwards** (2/26/20 in OT), **Keyontae Johnson** (3/15/19) and **Shai Gilgeous-Alexander** (3/15/18).
- In his first three contests versus Power Five foes, Ament averaged 16.3 points, 6.3 rebounds, 2.7 assists 1.3 steals per game at the Players Era Men's Championship. He scored 20 against both Rutgers (11/24/25) and Kansas (11/26/25), with nine in the middle in a win over #3/2 Houston (11/25/25). For that performance, he again won SEC Freshman of the Week.

BIG MAN'S BIG-TIME RETURN

- After missing the final 35 games of the 2024-25 season due to left foot surgery, **J.P. Estrella** resumed play in the 2025-26 season opener with a career-high 12 points and co-career-best five rebounds against Mercer (11/3/25).
- Estrella followed that with new career highs in both categories versus Northern Kentucky (11/8/25), tallying 17 points and 11 rebounds for his first collegiate double-double.
- In the next game, against North Florida (11/12/25), Estrella had another career-best point total in a double-double, notching 23 points and 10 rebounds, while shooting 11-of-14. He became just the fourth SEC player—fifth instance—in the last six seasons (2020-26) to make 11-plus field goals on fewer than 15 attempts while grabbing 10-plus boards. The others are Tennessee's **Jonas Aidoo** (2/14/24), Mississippi State's **Tolu Smith III** (1/28/23 and 1/16/21) and Kentucky's **Oscar Tshiebwé** (11/16/21).

DISHING OUT DIMES

- In each of Tennessee's first three games of the season—wins over Mercer (11/3/25), Northern Kentucky (11/8/25) and North Florida (11/12/25)—two different players had five-plus assists. The Volunteers had that happen just four total times during the 2024-25 season.
- The first four instances were recorded by four different players. **Ja'Kobi Gillespie** (six) and **Ethan Burg** (five) did it against Mercer, while it was **Nate Ament** (five) and **Troy Henderson** (five) versus Northern Kentucky. Gillespie (seven) and Ament (five) achieved the feat against North Florida.
- In 2024-25, only three different Volunteers had five-plus assists in a game at any point in the year.
- Against Northern Kentucky, **Troy Henderson** became the first UT freshman with five-plus assists and zero turnovers in a game since **Kennedy Chandler** (seven) on 3/13/22 in the SEC Tournament title game win over Texas A&M in Tampa, Fla.
- After notching 19 assists in the opener versus Mercer (11/3/25), Tennessee had 24 assists against Northern Kentucky (11/8/25), its most since 11/13/24 versus Montana (24). The Volunteers eclipsed that number with 26 against North Florida (11/12/25), their top tally since 2/17/24 against Vanderbilt (28). UT then posted 23 versus Rice (11/20/25), giving the team three straight games at 23-plus, and followed that with 20 against Tennessee State (11/20/25) for a fourth consecutive game at 20-plus.
- **Bishop Boswell** had five assists versus Rutgers (11/24/25) in Las Vegas, becoming the fifth different Volunteer to reach that mark in the season's first six games. Tennessee finished with 18 assists in the win, its sixth straight contest with at least that many to open the year.
- Through 12 games, Tennessee has registered 18-plus assists eight times, with at least 20 in five of them.

LIMITED LOUISVILLE AGAIN

- The Volunteers posted an 83-62 victory over #11 Louisville. It marked the second time in the last two seasons (2024-26) Tennessee beat the Cardinals by 20-plus and held them under 63 points. UT also posted a 77-55 road win on 11/9/24.
- At that point, in Louisville's other 44 games across those two years, the then-entirety of **Pat Kelsey's** tenure as head coach, only one other team had achieved either of those feats against Louisville and no one did both.
- Ole Miss beat Louisville by 23 points, 86-63, on 12/3/24. Duke held the Cardinals to 62 points on 3/15/25 in the ACC Tournament title game in Charlotte, N.C.

BRINGING IN BURGER BOYS

- For the sixth time in the past seven seasons—last year, 2024-25, was the only outlier—Tennessee has a McDonald's All-American on its roster. **Nate Ament** played in prestigious event in 2025.
- **Rick Barnes** signed at least one each year from 2019-22, after UT had two total in the prior 20 years (1999-2018) and eight ever. Three of four were one-and-done NBA draftees, with two going first-round. He then inked Ament in the class of 2025.
- Barnes has coached 21 McDonald's All-Americans in his career, signing 20 out of high school. The one transfer, **Jai Lucas**, is now the head coach at Miami.

IT'S BEEN A WHILE

- Now in his 11th season with the Volunteers, **Rick Barnes** is the active SEC coach with the longest tenure at his current school.
- **John Calipari** is in his 17th straight year in the SEC, but just his second at Arkansas. **Mike White**, like Barnes, is in his 11th consecutive season in the SEC, but just his fourth at Georgia.

PRO PRODUCER

- Eight players whom **Rick Barnes** coached in college have been in the NBA in 2025-26: **Kevin Durant** (Rockets), **Dalton Knecht** (Lakers), **Chaz Lanier** (Pistons), **Jahmai Mashack** (Grizzlies), **Julian Phillips** (Bulls), **Jaden Springer** (Pelicans), **Myles Turner** (Bucks) and **Grant Williams** (Hornets). Five of them were first-round picks.
- In 2024-25, Barnes had 10 former players in the NBA, as **Keon Johnson**, **Cory Joseph**, **Tristan Thompson** and **P.J. Tucker** were all active last season.

KD'S COACH

- **Rick Barnes** is one of only four active college head coaches who has developed an NBA MVP, as **Kevin Durant**, his Texas protégée, won it in 2014. He is joined by Arkansas' **John Calipari** (**Derrick Rose** [Memphis] in 2011 and **Shai Gilgeous-Alexander** [Kentucky], 2025), Kansas' **Bill Self** (**Joel Embiid** in 2023) and Santa Clara's **Herb Sendek** (**James Harden** [Arizona State] in 2018), the latter of whom was Barnes' assistant at Providence in 1988-89.
- Barnes, Calipari and Missouri State's **Cuonzo Martin** are the only active DI coaches who have coached an NBA Finals MVP. Barnes coached Durant (2017, 2018) at Texas, while Calipari coached Gilgeous-Alexander (2025) at Kentucky and Martin coached **Jaylen Brown** (2024) at Cal. Martin was UT's head coach from 2011-14.
- The only active DI head coaches who have coached an NBA All-Star Game MVP are Barnes and Arkansas' **John Calipari**. Durant (2012, 2019) played for Barnes at Texas, while **Anthony Davis** (2017) played for Calipari at Kentucky.
- Barnes and Calipari are the only active DI coaches who had multiple players win medals at the Paris 2024 Olympics. Durant won gold with the USA and **Uroš Plavšić** claimed bronze with Serbia, becoming the third men's basketball medalist in UT history. For Calipari, a trio of ex-Kentucky players won gold with the USA: Davis, **Bam Adebayo** and **Devin Booker**.
- Durant has current/future on-court contract earnings of \$598.2 million, the most in NBA history.

SELECT SIX

- In addition to **Kevin Durant** (2006-07), **Rick Barnes** also coached **T.J. Ford** to national player of the year plaudits (2002-03).
- Barnes is one of six DI head coaches to tutor two different national player of the year honorees this century, alongside **John Calipari**, **Tom Izzo**, **Mike Krzyzewski**, **Thad Matta** and **Roy Williams**.
- Barnes, Calipari and Krzyzewski are the only three who had two different pupils win at least three of the six recognized awards in that time.

QUALITY COMPANY

- **Rick Barnes** is one of just 11 active coaches to win conference coach of the year accolades in at least three different Division I leagues.
- The other eight to do are Oregon's **Dana Altman**, Arkansas' **John Calipari**, UCLA's **Mick Cronin**, DePaul's **Chris Holtmann**, Louisville's **Pat Kelsey**, Butler's **Thad Matta**, St. John's' **Rick Pitino**, Houston's **Kelvin Sampson**, Santa Clara's **Herb Sendek** and Georgia's **Mike White**.
- Ten of those 11 individuals—all except White—are the only active coaches to win league coaching honors at three different Division I schools.

FAMILY TIES

- For the first time ever, the Tennessee men's and women's basketball teams having siblings on their roster during the same season.
- Grant Hurst**, a redshirt senior guard, is in his third year with the Volunteers. This is his first season on scholarship.
- Lauren Hurst**, a freshman guard/forward, is in her first campaign with the Lady Volunteers. She was a consensus top-50 recruit.
- The Hursts, who hail from nearby Cleveland, Tenn., form just the second brother/sister duo to play basketball at Tennessee. **E.J. Anosike** played for the Vols in 2021-22 and **Nicky Anosike** competed for Lady Vols in 2004-08.

ST. LOUIS STAR

- Assistant coach **Gregg Polinsky** was inducted into the Ladue Schools Athletic Hall of Fame on 10/16/25. He was one of 25 members of the school's inaugural hall of fame class, including the only male basketball player. Other honorees included four-time NFL All-Pro **Andy Russell** and two-time FIFA World Cup champion **Becky Sauerbrunn**.
- A 1976 graduate of Ladue Horton Watkins High School in St. Louis, Polinsky is now in two hall of fames in his hometown. In 2014, he was inducted into the St. Louis Jewish Sports Hall of Fame.
- Polinsky scored 1,416 points in just three seasons, all before the 3-point line. That stood as the school record for 38 years, until 2014. He also set the school record with 50 points in a single game.

ACADEMIC ACCOLADES

- Tennessee earned the NABC Team Academic Excellence Award (3.0+ GPA) for the fourth straight year after finishing 2024-25 with a 3.54 GPA. UT had a 3.28 mark in 2021-22, a 3.33 ledger in 2022-23 and a 3.32 GPA in 2023-24.
- The Volunteers' 3.54 GPA in 2024-25 was the best in an academic year in program history. Their 3.59 GPA in the spring of 2025 set a semester record, breaking the mark of 3.50 set just before during the fall 2024 semester. The third-best mark, 3.39, came during the fall of 2023, meaning the program has set a new record in three of the last four semesters.
- All 14 UT players made either the SEC Winter Honor Roll (six) or the SEC First-Year Honor Roll (eight) in 2024-25. In addition, five Vols made the 2024-25 NABC Honors Court: **Darlinstone Dubar**, **Grant Hurst**, **Chaz Lanier**, **Felix Okpara** and **Zakai Zeigler**. It was the second straight recognition for Hurst.
- UT has tallied a perfect 1,000 single-year APR score in seven of the past eight years. Its 2023-24 multi-year rate, released May 2025, set a program record and earned the NCAA APR Public Recognition Award for being in the top 10 percent in the sport.
- Grant Hurst** is a Tennessee graduate, earning a degree in recreation & sport management in May 2025. He is now enrolled in the gricultural leadership, education & communication master's program at UT.

TALENTED TRANSFERS

- Chaz Lanier** was a finalist for the 2024-25 Riley Wallace Award, for to the top transfer in the nation. In 2023-24, **Dalton Knecht** claimed the distinction.
- The league's head coaches voted Lanier the 2024-25 SEC Newcomer of the Year, while Knecht earned the plaudit from the Associated Press—the coaches' award began the following year—in 2023-24.
- This year, in 2025-26, **Ja'Kobi Gillespie** is on three preseason national player of the year watch lists. He was also named Preseason Second Team All-SEC by both the media and the league's head coaches.

WELCOME TO ROCKY TOP

- Tennessee inked three prep standouts in the early signing period: 6-foot-1, 185-pound guard **Marquis Clark**; 6-foot-7, 210-pound guard **Manny Green**; and 6-foot-8, 195-pound wing **Ralph Scott**.
- Clark is a three-star recruit out of Whitney M. Young Magnet High School in Chicago who is considered a top-five player in Illinois. He is labeled by 247Sports the No. 29 point guard in the country and the second-best player in his home state. Clark was a *Chicago Sun Times* Third Team All-City pick as a junior after averaging 18.6 ppg.
- Green is a four-star recruit from Ellenwood, Ga., who is a four-star, top-100 prospect according to 247Sports and ESPN. Both list him as the fourth-best player in Georgia. Green, who attends Cedar Grove High School, which produced VFL **Reggie Johnson**, he was *The Atlanta Journal-Constitution* 3A Player of the Year as a junior after posting 19.0 ppg.
- Scott is a four-star recruit from Warwick, Bermuda, who ranks top-40 nationally by 247Sports (No. 34) and Rivals (No. 40). The MVP of the 2025 Basketball Without Borders Americas camp, he was recently named to the Naismith Trophy High School Player of the Year Watch List. Scott goes to IMG Academy in Bradenton, Fla., VFL **Jaden Springer**'s alma mater.

LAST ONE STANDING IN 2024-25

- Tennessee was the final undefeated team in the country last season, making it to 1/7/25 before falling in its 15th game. The Vols outlasted Florida and Oklahoma, both of which lost three days prior.
- According to ESPN, this was the second time UT was the nation's last unbeaten team, joining the 1915-16 campaign that it finished 12-0.
- UT's 13-0 record in non-conference play marked the program's fifth perfect such mark in the SEC era (since 1932-33), alongside 2020-21 (6-0), 1997-98 (11-0), 1980-81 (8-0) and 1956-57 (8-0). The Vols were the 12th SEC team ever to win 13-plus regular season non-conference games without a loss.
- The Volunteers' 14-0 start to 2024-25 matched 1922-23 (1/8/1923 to 2/20/1923) for their best-ever beginning to a season. The other three times UT won 10-plus games in a row to begin a season, were in 1915-16 (12-0 season), 1999-2000 (11-0) and 1997-98 (10-0).
- Tennessee's 14 straight victories to open last season tied the second-longest single-season winning streak in program history. The Volunteers won 19 games in a row in 2018-19 (11/28/18 to 2/13/19) under **Rick Barnes**' leadership and won 14 in a row in 1922-23 (1/8/1923 to 2/20/23).
- Tennessee was also the last undefeated school in the nation in Division I baseball in 2025.

DOWNED THE 2024-25 CHAMPION

- Tennessee notched a 64-44 home triumph over Florida (2/1/25) in the teams' second meeting last year. The Gators went on to win the national title.
- Florida's setback marked just the ninth all-time by 20-plus points for an eventual champion. It was the first by an SEC school, with the Volunteers also the first SEC team to earn such a win.
- The last time an eventual national title winner lost by 20-plus was on 12/7/15, a 78-55 neutral-site win by Oklahoma against Villanova. The last such result in league play was on 3/8/14 when Connecticut suffered an 81-48 setback at Louisville.
- Along with Tennessee, Oklahoma and Louisville, the other six schools to achieve the feat are Duke (1/17/02 against Maryland), Wake Forest (1/30/93 against North Carolina), North Carolina (3/10/91 against Duke [N]), Pittsburgh (3/2/85 against Villanova), Washington (2/22/75 against UCLA) and Illinois (12/4/64 against UCLA).
- UT now owns four all-time victories over eventual NCAA champions, all against Florida. The Vols beat the Gators twice in 2005-06 and once in 2006-07.

TOP TOTALS IN 2024-25

- The eight neutral-site wins for Tennessee in 2024-25 marked the most in a single-season for **Rick Barnes** in his head coaching career. His prior high was seven, recorded in 2022-23, 2007-08 and 2002-03.
- The Volunteers' seven wins in November gave Barnes a new career high for the month. His previous top tally was six, logged six different times. UT then won seven again in November of this season, too.
- In addition, UT's seven wins in March matched the most Barnes has compiled in the month. He also hit that figure in 2007-08 and 2002-03.

ONE OF THREE

- Tennessee, Auburn and Michigan were the only three schools with two Naismith "Starting Five" finalists in 2024-25.
- Zakai Zeigler** was one of five finalists for the Bob Cousy Award, awarded to the premier point guard in the country.
- Chaz Lanier** garnered the Jerry West Award as the nation's best shooting guard, becoming the first Volunteer ever to do so. The prior year, in 2023-24, **Dalton Knecht** won the Julius Erving Award as the top small forward in Division I.

AU REVOIR TO TWO RECORD-SETTING ALL-AMERICANS

- Zakai Zeigler** logged 275 assists last year to set a new SEC single-season best, breaking the mark of 260 set in 1979-80 by Ole Miss' Sean Tuohy. He finished his career with 747 assists, a Tennessee record and the third-most in SEC history. Zeigler also set the Volunteers' career steals record with 251, co-ninth in SEC history.
- Chaz Lanier** made 123 3-pointers last year, a Tennessee single-season high. It marked the sixth-most in a campaign in SEC history.
- Zeigler (AP, NABC, TSN, USBWA) and Lanier (NABC, TSN) were both named Third Team All-Americans last year. UT was the only school in the country with multiple All-America choices.

DEPARTED DYNAMIC DEFENDERS

- Jahmai Mashack** and **Zakai Zeigler** were among the four finalists for Naismith Defensive Player of the Year, alongside **Ryan Kalkbrenner** (winner) and **Joseph Tugler**. They were the first teammates to be finalists in the award's history (since 2018). Zeigler was a semifinalist in 2024 and 2023.
- Mashack won Field of 68 National Defensive Player of the Year and Zeigler received SEC Defensive Player of the Year recognition. Mashack also joined Zeigler on the SEC All-Defensive Team.
- Zeigler was the third multiple-time SEC Defensive Player of the Year ever, joining Texas A&M's **Robert Williams** (2016-17, 2017-18) and Mississippi State's **Jarvis Varnado** (2007-08, 2008-09, 2009-10). Only Zeigler and Varnado won it outright multiple times.
- Zeigler is the only four-time SEC All-Defensive Team designee in league history. Just three other players have even made the cut three times.

FOOD CITY CENTER

CAPACITY: **21,678** | OVERALL RECORD IN 39 SEASONS AT FOOD CITY CENTER: **476-143 (.769)**

ELITE ATTENDANCE

- In each of the last six non-COVID-impacted seasons, Tennessee finished top-five nationally in average home attendance. It placed third last year.
- Tennessee's total number of season tickets sold this year (14,500) again exceeded the average home attendance of all but 15 DI programs.

2024-25 AVERAGE HOME ATTENDANCE LEADERS

1. North Carolina	20,521	4. Arkansas	18,996
2. Kentucky	20,334	5. Syracuse	18,888
3. Tennessee	20,026	6. Creighton	17,366

- Tennessee has finished top-20 in attendance for 20 consecutive seasons, logging 13 top-five spots.
- In 2024-25, UT had eight of the top 18 regular season single-game marks, including two of the top four.

2023-24 SINGLE GAME LARGEST CROWDS (reg. season)

1. Duke at Syracuse	2/5/25	23,13
2. Alabama at Tennessee	3/1/25	22,392
3. North Carolina at Syracuse	2/15/25	22,340
4. Kentucky at Tennessee	1/28/25	22,272

- Four of the six largest regular season single-game attendance totals in 2023-24 were in Knoxville.

2023-24 SINGLE GAME LARGEST CROWDS (reg. season)

1. Notre Dame at Syracuse	2/24/24	25,194
2. Clemson at Syracuse	2/10/24	23,050
3. Auburn at Tennessee	2/28/24	22,547
4. Texas A&M at Tennessee	2/24/24	22,322
5. Kentucky at Tennessee	3/9/24	22,206
6. Ole Miss at Tennessee	1/6/24	21,932

OVER HALF A MILLION

- UT had the highest combined MBB/WBB attendance in DI in 2024-25 (521,438), after placing third in 2023-24 (447,813) and first in 2022-23 (451,142).

2024-25 COMBINED BASKETBALL ATTENDANCE

Rank	School	Games	Total
1	Tennessee	34	521,438
2	South Carolina	35	494,096
3	Indiana	34	469,297
4	Kentucky	36	451,745
5	Arkansas	35	399,298

HOME HOOPS DURING THE BARNES ERA

- UT is 145-25 (.853) at Food City Center under **Rick Barnes**, including 69-21 (.767) in SEC play.
- Barnes has led the Vols to a 24-8 (.750) home mark against AP top-25 foes, including a 19-7 (.731) tally versus top-20 teams, a 16-5 (.762) ledger against the top 15, a 9-1 (.900) record versus top-10 opponents and a perfect 6-0 record against the top five.
- The Vols won 12 straight home games versus ranked teams, an SEC record per CBS Sports, from 1/30/21 to 2/28/24. That is the longest streak in DI since Kansas notched 17 in a row from 1/11/14 to 2/13/17.

20,000 STRONG

- In **Rick Barnes'** 11 seasons, Tennessee has played in front of a home crowd of at least 20,000 on 48 occasions (38-10), with 35 sellouts (28-7).
- In each of the last two years, the Vols amassed eight sellouts at Food City Center, setting and then tying the single-season record. Of the 16 games, 14 were in SEC play. Five featured crowds greater than 22,000.
- A year prior, in 2022-23, UT had five sellout crowds, at the time tying the arena single-season record.
- This season, the Volunteers have already sold out games against Louisville (12/16), Kentucky (1/17) and Alabama (2/28), in addition to an exhibition versus Duke (10/26) that does not count towards official numbers.

AVG. HOME ATTENDANCE DURING THE BARNES ERA

Season	Average	NCAA Rank
2015-16	14,233	No. 17
2016-17	13,637	No. 20
2017-18	16,210	No. 8
2018-19	19,034 (<i>No. 9 in UT history</i>)	No. 4
2019-20	18,990 (<i>No. 10 in UT history</i>)	No. 4
2020-21	4,191 (COVID-19)	N/A
2021-22	18,202	No. 5
2022-23	18,781	No. 5
2023-24	19,664 (<i>No. 5 in UT history</i>)	No. 4
2024-25	20,026 (<i>No. 4 in UT history</i>)	No. 3

SEASON TICKETS EXCEED 13K AGAIN

- For the seventh straight full-capacity season, UT sold over 13,000 season tickets. The Vols sold out the full allotment of 14,500 for the third straight year.

NATION'S MOST PASSIONATE FANS

- In 2024-25, 2023-24 and 2022-23, Tennessee was the only school in America to rank in the top 10 in average home attendance for football, men's basketball and women's basketball.
- In 2024-25, Tennessee amassed 1,234,843 fans across its 41 home games in those three sports, the top regular season mark in the nation, over 99,000 above second-place Michigan. The 30,118 average also ranked first, over 1,000 ahead of the Wolverines.
- The only school in America to rank even top-15 nationally in cumulative attendance and/or average attendance during the 2024-25 regular season in all three sports, UT finished top-six in every category.
- During the 2023-24 athletic year, Tennessee totaled 1,161,218 fans across the three sports, the highest mark in the country. It placed over 96,000 above second-place LSU despite hosting six fewer games. Its average attendance of 30,558 led the country and ranked over 3,500 above second-place Michigan.

ONE FLY, WE ALL FLY

- With approximately 14:00 left on the clock, Tennessee executes its "One Fly, We All Fly" unified slam dunk, a tradition that started in 2018-19.
- Each game's dunker is determined by feel. His teammates circle the paint before he explodes toward the rim. When he takes flight, so do his teammates. As the ball is slammed and the Vols land in unison, UT fans let out a roar. The team then briefly returns to the locker room for final preparations.
- Teams from all levels of basketball across the globe—including multiple NBA teams (even **LeBron James** weighed in on Instagram)—have replicated "OFWAF," which is believed to have been named by VFL **Admiral Schofield**.

LARGEST ARENAS IN COLLEGE BASKETBALL (19K+)

Rank	Arena	School	Capacity	Location	League	On/Off
1	JMA Wireless Dome	Syracuse	30,219	Syracuse, N.Y.	ACC	On
2	First Horizon Coliseum	UNC Greensboro*	23,000	Greensboro, N.C.	SoCon	Off
3	KFC Yum! Center	Louisville	22,090	Louisville, Ky.	ACC	Off
4	Dean E. Smith Center	North Carolina	21,750	Chapel Hill, N.C.	ACC	On
5	Food City Center	Tennessee	21,678	Knoxville, Tenn.	SEC	On
6	Rupp Arena	Kentucky	20,500	Lexington, Ky.	SEC	Off
7	Capital One Arena	Georgetown	20,028	Washington, D.C.	BIG EAST	Off
8	Madison Square Garden	St. John's*	19,812	New York, N.Y.	BIG EAST	Off
9	Bud Walton Arena	Arkansas	19,200	Fayetteville, Ark.	SEC	On
10	Lenovo Center	NC State	19,119	Raleigh, N.C.	ACC	Off
11	Value City Arena	Ohio State	19,049	Columbus, Ohio	Big Ten	On

Food City Center is the fifth-largest venue in the country, including third-largest among on-campus arenas. It is the second-largest non-ACC facility in America, including the biggest on a campus and the largest among the other Power Five conferences. It is one of just seven venues with over 20,000 seats.

One of the two schools with a larger arena, UNC Greensboro, only uses it part of the time, as it also has an on-campus facility. The same applies to St. John's, which ranks eighth with its off-campus venue.

VOLS IN THE PROS

TEN VOLS DRAFTED SINCE 2019

- Over the last seven NBA Drafts (2019-25), 10 Volunteers have been selected, the most in program history in a seven-year span. That includes four first-round picks.
- Three Volunteers were picked in the 2019 NBA Draft, matching the program record set in both 1977 and 1950 when the draft had double-digit rounds.
- Tennessee is one of just three schools with double-digit draftees in the last seven years, alongside Duke and Kentucky. The Volunteers are also one of 15 teams with four-plus first-rounders in that time.
- Only four schools have produced an NBA draftee in at least six of the past seven years. Tennessee joins Arkansas, Duke and Kentucky on that list.
- The 10 Volunteers chosen in the past seven years are guard **Chaz Lanier** (No. 37 in 2025), **Jahmai Mashack** (No. 59 in 2025), **Dalton Knecht** (No. 17 in 2024), **Julian Phillips** (No. 35 in 2023), **Kennedy Chandler** (No. 38 in 2022), **Jaden Springer** (No. 28 in 2021), **Keon Johnson** (No. 21 in 2021), **Jordan Bone** (No. 57 in 2019), **Admiral Schofield** (No. 42 in 2019) and **Grant Williams** (No. 22 in 2019). Four of them—Phillips, Chandler, Springer and Johnson—were one-and-done collegians.
- In addition, Tennessee, Baylor, Connecticut, Duke and Kentucky are the only five schools with an NBA draftee in each of the past five years (2021-25).
- When **Rick Barnes** arrived on Rocky Top in 2015-16, only seven Vols had been picked in the prior 22 NBA Drafts (1994-2015), with just two in the first round.

VOLS WELL REPRESENTED IN THE NBA

- Tobias Harris** (2010-11) is in his 15th season in the NBA and the second year of his second stint with the Detroit Pistons, whom he signed a two-year, \$52 million deal with in July 2024. He earned \$276.23 million in his first 14 years in the league, while averaging 16.1 PPG on 47.8 percent shooting for five franchises.
- Grant Williams** (2016-19) is a seventh-year pro in his second full season with his hometown Charlotte Hornets. He is in the third season of a four-year, \$53 million deal he inked with the Dallas Mavericks in July 2023. Williams averaged 13.9 PPG in 28.0 MPG in 29 games with Charlotte after being traded there in Feb. 2024, but played just 16 games last year after tearing his right ACL in Dec. 2024.
- Jaden Springer** (2020-21) opened his fifth NBA season with his fourth team, the New Orleans Pelicans. Now in the G League, he earned \$11.14 million over his first four campaigns, which included a 2023-24 NBA title with Boston.
- Julian Phillips** (2022-23) is in his third year in the NBA, all with the Chicago Bulls.

He appeared in 79 games last season, making five starts and averaging 4.6 PPG. Phillips earned \$3.49 million over his first two seasons in the NBA.

- Dalton Knecht** (2023-24) is a second-year Los Angeles Laker. In his 11th game, 11/13/24 against Memphis, he became the 19th NBA rookie to go 5-of-5 from deep. Six days later, he scored 37 points versus Utah and went 9-of-12 beyond the arc to tie an NBA rookie record for made 3-pointers. UT's first Rising Stars Challenge selection averaged 9.1 PPG in his first pro season and made \$3.82 million.
- Chaz Lanier** (2024-25) is a rookie for the Detroit Pistons, who selected him No. 37 in the most recent draft. He is in the opening season of a four-year, \$8.79 contract.
- Jahmai Mashack** (2021-25) is a rookie with the Memphis Grizzlies, who took him at No. 59 in the 2025 NBA draft. He inked a two-year, two-way contract on 11/16/25.
- Aided by six VFLs, there were 103 players from SEC schools on opening-day NBA rosters, 18 above all other leagues. Every NBA team had an SEC player to start the season, with 23 percent of all NBA players from U.S. colleges out of the SEC.

CRUSHING THE COMBINE

- Under the tutelage of UT Director of Sports Performance **Garrett Medenwald**, a Tennessee alum has posted the highest max vertical leap at three of the the last five NBA Combines. Twice, that individual also had the top standing vertical leap.
- In 2021, **Keon Johnson** set the all-time NBA Combine record in the max vertical leap at 48 inches, shattering the 20-year-old mark by 2.5 inches. **Kennedy Chandler** finished first in 2022 at 41.5, while **Julian Phillips** did so in 2023 at 43.
- Johnson (41.5) and Phillips (36) both ranked first in standing vertical leap, as did **Jordan Bone** (36) in 2019. That year, Bone also led the way in the shuttle run (2.78) and lane agility (9.97), while **Grant Williams** did so in max bench reps (20).
- Most recently, in 2025, **Chaz Lanier** finished third in the standing leap (36). The prior year, in 2024, **Dalton Knecht** paced all NBA Draft Combine participants in the shuttle run (2.79) and ranked second in lane agility (10.56).
- Over the last seven NBA Draft Combines, a Tennessee player has posted the No. 1 result among all participants in 10 different events: max vertical (3x), standing vertical (3x), shuttle run (2x), lane agility and max bench press.

FAMILIAR FACE IN THE FRONT OFFICE

- UT all-time leading scorer **Allan Houston** (1989-93) is the VP for Player Leadership & Development for the New York Knicks, whom he has worked for since 2008.

SUPERLATIVES

Jump-Balls Controlled		Points Leader*		Minutes Leader*		15+ Rebounds		Dunks	
Tennessee	10	Ja'Kobi Gillespie	6	Ja'Kobi Gillespie	9	Felix Okpara	-	Felix Okpara	17
Opponents	2	Nate Ament	3	Nate Ament	3		1	Cade Phillips	11
How Scored First Points		Rebs. Leader*		10+ Points		10+ Assists		Floor Burns (Diving Efforts)	
3-Pointer	3	Jaylen Carey	1	Ja'Kobi Gillespie	11	Ja'Kobi Gillespie	-	J.P. Estrella	11
Free Throw	3	J.P. Estrella	1	Amaree Abram	2		1	Jaylen Carey	5
Layup	3	Felix Okpara	1	Felix Okpara	3	5+ Assists	8	DeWayne Brown II	4
Jump-Shot	2			Jaylen Carey	5	Nate Ament	2	Ja'Kobi Gillespie	2
Tip-in	1			Nate Ament	9	Amaree Abram	2	Nate Ament	2
Dunk	0			J.P. Estrella	6	Bishop Boswell	1		
Scored UT's First Points		Assists Leader*		20+ Points		5+ Steals		Free Throws in Last Four Minutes & Overtime	
Nate Ament	5	Ja'Kobi Gillespie	10	Ja'Kobi Gillespie	5	Ja'Kobi Gillespie	-	Cade Phillips	-
Ja'Kobi Gillespie	5	Nate Ament	2	Amaree Abram	-	Felix Okpara	4	Ja'Kobi Gillespie	12-12
Felix Okpara	-	Bishop Boswell	2	Nate Ament	3	Cade Phillips	-	Felix Okpara	4-7
Jaylen Carey	1	Jaylen Carey	1	J.P. Estrella	1		1	DeWayne Brown II	4-5
Cade Phillips	1	Troy Henderson	1	Ethan Burg	1	3+ Steals	1	Amaree Abram	4-4
First Off UT Bench*		Steals Leader*		25+ Points		5+ Blocks		Bishop Boswell	4-4
Cade Phillips	1	Bishop Boswell	4	Ja'Kobi Gillespie	1	Nate Ament	5	J.P. Estrella	1-2
Jaylen Carey	7	Nate Ament	3	Amaree Abram	-	Felix Okpara	2	Amari Evans	2-2
J.P. Estrella	6	Amaree Abram	3	J.P. Estrella	1	Cade Phillips	3	Clarence Massamba	1-2
Ethan Burg	5	Felix Okpara	1	Felix Okpara	1		1	Nate Ament	2-3
Amaree Abram	2	Ethan Burg	1			2+ Blocks	5	Jaylen Carey	0-2
Troy Henderson	2	Jaylen Carey	1	30+ Points		Felix Okpara	2	Grant Hurst	0-1
DeWayne Brown II	1	J.P. Estrella	1	Ja'Kobi Gillespie	1	Amari Evans	1	TEAM	
"OFWAF" Dunk		Blocks Leader*		10+ Rebounds		Ja'Kobi Gillespie	-	34-44	
Cade Phillips	3	Felix Okpara	9	Felix Okpara	1				
Felix Okpara	2	Cade Phillips	6	Jaylen Carey	3				
Campbell Duncan	1	Bishop Boswell	2	J.P. Estrella	2				
Bishop Boswell	-	Ja'Kobi Gillespie	2	Nate Ament	1				
Nate Ament	2	J.P. Estrella	1	DeWayne Brown II	1				
J.P. Estrella	1	Nate Ament	1						
Amari Evans	1								
Troy Henderson	1								
Clarence Massamba	1								

SUPERLATIVES

TENNESSEE'S RECORD WHEN...

CATEGORY	25-26	RB ERA
At Home	7-0	145-25
On the road	0-1	52-56
At neutral sites	2-2	44-31
Going to overtime	0-0	5-6
Facing teams over .500 on gameday	4-3	173-99
Facing teams under .500 on gameday	2-0	47-6
Facing teams at .500 on gameday (or 0-0)	3-0	21-7
Facing AP top-5 opponents	1-0	12-11
Facing AP top-10 opponents	1-0	18-17
Facing AP top-15 opponents	2-1	31-29
Facing AP top-20 opponents	2-1	40-36
Facing AP top-25 opponents	2-1	46-44
Facing AP RV opponents	0-1	
Ranked in AP top 5	0-0	49-14
Ranked in AP top 10	0-0	103-33
Ranked in AP top 15	0-2	129-44
Ranked in AP top 20	0-3	169-58
Ranked in AP top 25	0-3	190-63
Receiving AP votes	0-0	
Both teams are in AP top 5	0-0	0-2
Both teams are in AP top 10	0-0	11-10
Both teams are in AP top 15	0-1	20-16
Both teams are in AP top 20	2-1	32-22
Both teams are in AP top 25	2-1	40-29
Both teams are unranked	0-0	45-34
Ranked in AP top 25, facing unranked opponent	7-3	150-34
Unranked, facing opponent in AP top 25	0-0	6-15
Leading at halftime	8-2	198-34
Trailing at halftime	1-1	36-71
Tied at halftime	0-0	7-7
Leading by double digits at halftime	7-0	113-3
Trailing by double digits at halftime	0-0	4-30
Leading with 10:00 left in regulation	9-1	
Trailing with 10:00 in regulation	0-2	
Tied with 10:00 in regulation	0-0	
Leading with 5:00 in regulation	9-0	
Trailing with 5:00 in regulation	0-3	
Tied with 5:00 in regulation	0-0	
Leading with 2:00 in regulation	9-0	
Trailing with 2:00 in regulation	0-3	
Tied with 2:00 in regulation	0-0	
Recording more rebounds	8-2	180-33
Opponent records more rebounds	1-1	56-77
Rebound total is the same	0-0	5-2
Recording 35 or more rebounds	8-3	174-57
Recording fewer than 35 rebounds	1-0	67-55
Recording more offensive rebounds	6-3	126-60
Opponent records more offensive rebounds	2-1	95-48
Offensive rebound total is the same	0-0	19-5
Recording 10 or more offensive rebounds	9-3	169-79
Recording fewer than 10 offensive rebounds	0-0	72-33
Recording more assists	8-2	206-43
Opponent records more assists	1-0	24-59
Assist total is the same	0-1	11-10
Recording 15 or more assists	9-1	170-29
Recording fewer than 15 assists	0-2	71-83
Committing fewer turnovers	6-1	165-53
Opponent commits fewer turnovers	2-2	58-55
Turnover total is the same	1-0	18-4
Committing fewer than 12 turnovers	4-1	137-56
Committing 12 or more turnovers	5-2	104-56
Recording a better assist/turnover ratio	7-2	209-54
Opponent records a better assist/turnover ratio	2-1	31-58
Assist/turnover ratio is the same	0-0	1-0
Recording assist/turnover ratio of 1.5 or better	6-1	130-23
Recording assist/turnover ratio below 1.5	3-2	111-89
Recording more steals	5-1	134-38
Opponent records more steals	1-2	71-63
Steal total is the same	3-0	36-11
Recording 8 or more steals	5-2	113-27
Recording fewer than 8 steals	4-1	128-85
Recording more blocks	6-0	176-45
Opponent records more blocks	3-3	37-50
Block total is the same	0-0	28-17
Recording 5 or more blocks	2-0	129-38
Recording fewer than 5 blocks	7-3	112-74
Recording fewer personal fouls	6-0	
Opponent records fewer personal fouls	1-3	
Personal foul total is the same	2-0	
Shooting better than opponent from the field	9-0	204-23
Opponent shoots better from the field	0-3	37-88
Shooting percentage from the field is the same	0-0	0-1
Shooting 50 percent or better from the field	6-0	89-5
Shooting 40-49.9 percent from the field	3-2	116-45
Shooting 30-39.9 percent from the field	0-1	33-52
Shooting under 30 percent from the field	0-0	3-10
Opponent shoots 50 percent or better from the field	0-0	6-34
Opponent shoots 40-49.9 percent from the field	1-3	82-58
Opponent shoots 30-39.9 percent from the field	7-0	127-20
Opponent shoots under 30 percent from the field	1-0	26-0

TENNESSEE'S RECORD WHEN...

CATEGORY	25-26	RB ERA
Making more 3-pointers	5-0	130-46
Opponent makes more 3-pointers	3-2	88-54
Made 3-pointer total is the same	1-1	23-12
Shooting 35 percent or better on 3-pointers	4-0	139-31
Shooting under 35 percent on 3-pointers	5-3	102-81
Making more free throws	6-0	159-29
Opponent makes more free throws	3-2	70-78
Made free-throw total is the same	0-1	12-5
Recording more free-throw attempts	6-0	149-32
Opponent has more free-throw attempts	3-3	82-77
Attempted free-throw total is the same	0-0	10-3
Shooting 70 percent or better at the line	6-1	162-67
Shooting under 70 percent at the line	3-2	79-45
Scoring more points off turnovers	7-0	178-47
Opponent scores more points off turnovers	2-3	57-60
Points off turnovers total is the same	0-0	6-5
Scoring more paint points	9-2	170-30
Opponent scores more paint points	0-0	56-77
Point point total is the same	0-1	15-5
Scoring more second-chance points	9-3	152-48
Opponent scores more second-chance points	0-0	77-58
Second-chance point total is the same	0-0	12-6
Scoring more fast-break points	7-0	142-25
Opponent scores more fast-break points	2-2	82-76
Fast-break point total is the same	0-1	17-11
Scoring more bench points	8-3	148-51
Opponent scores more bench points	1-0	84-56
Bench point total is the same	0-0	9-5
Six players score in double figures	0-0	6-1
Five players score in double figures	1-0	29-5
Four players score in double figures	3-1	92-21
Three players score in double figures	4-1	82-50
Two players score in double figures	1-0	26-26
One player score in double figures	0-1	4-8
Zero players score in double figures	0-0	2-1
Scoring under 50 points	0-0	1-5
Scoring between 50-59 points	0-0	8-25
Scoring between 60-69 points	0-2	40-42
Scoring between 70-79 points	2-1	81-28
Scoring between 80-89 points	3-0	73-9
Scoring between 90-99 points	4-0	31-3
Scoring 100 or more points	0-0	7-0
Opponent scores under 50 points	0-0	33-0
Opponent scores between 50-59 points	2-0	65-8
Opponent scores between 60-69 points	6-1	85-20
Opponent scores between 70-79 points	1-1	44-43
Opponent scores between 80-89 points	0-1	11-33
Opponent scores between 90-99 points	0-0	3-6
Opponent scores 100 or more points	0-0	0-2
Being the first team to score 10 points	7-1	
Being the first team to score 20 points	8-2	
Being the first team to score 30 points	8-2	
Being the first team to score 40 points	8-1	
Being the first team to score 50 points	9-1	
Being the first team to score 60 points	9-1	
Being the first team to score 70 points	9-0	
Being the first team to score 80 points	7-0	
Being the first team to score 90 points	4-0	
Being the first team to score 100 points	0-0	
Tipping off in morning (before noon local)	1-0	7-7
Tipping off in afternoon (12-4:59 p.m. local)	3-1	72-45
Tipping off in evening (5 p.m. or later local)	5-2	162-60
Playing in November	7-1	51-15
Playing in December	2-2	50-14
Playing in January	0-0	54-29
Playing in February	0-0	49-31
Playing in March	0-0	37-23
Playing on Weekdays	7-2	149-51
Playing on Weekends	2-1	92-61
Playing on Monday	3-0	10-2
Playing on Tuesday	2-1	62-18
Playing on Wednesday	1-1	45-18
Playing on Thursday	1-0	15-5
Playing on Friday	0-0	17-8
Playing on Saturday	1-1	79-52
Playing on Sunday	1-0	13-9
Wearing white uniforms	7-2	
Wearing cream uniforms	1-0	
Wearing orange uniforms	1-0	
Wearing black uniforms	0-1	

MARGIN OF VICTORY/DEFEAT

	1	2	3	4	5	6	7	8	9
Wins	-	-	1	-	1	-	-	-	-
Losses	-	1	-	-	-	-	-	-	-
Wins	10	11-15	16-19	20-24	25-29	30-34	35+		
Wins	-	1	-	-	3	1	2		
Losses	-	1	-	-	-	-	-		

LARGEST/SMALLEST POINT TOTALS

Most First-Half Points

Tennessee: 56, vs. Rutgers in Las Vegas, 11/24/25
 Opponent: 39, vs. Houston in Las Vegas, 11/25/25
 UT Player: JaKobi Gillespie, 23, vs. Rutgers in Las Vegas, 11/24/25
 Opp. Player: Nate Kingz, 19, at Syracuse, 12/2/25

Fewest First-Half Points

Tennessee: 30, at Syracuse, 12/2/25
 Opponent: 19, vs. Gardner-Webb, 12/21/25

Most Second-Half Points

Tennessee: 52, vs. North Florida, 11/12/25
 52, vs. Rice, 11/17/25
 Opponent: 47, vs. Kansas in Las Vegas, 11/26/25
 UT Player: JaKobi Gillespie, 20, vs. Louisville, 12/16/25
 Opp. Player: Elmarko Jackson, 15, vs. Kansas in Las Vegas, 11/26/25

Fewest Second-Half Points

Tennessee: 28, vs. Illinois in Nashville, 12/6/25
 Opponent: 25, vs. Northern Ky., 11/8/25

Largest Halftime Lead

Tennessee: 26 (56-30), vs. Rutgers in Las Vegas, 11/24/25
 Opponent: 4 (39-35), vs. Houston in Las Vegas, 11/25/25

Largest Halftime Deficit Overcome in a Victory

Tennessee: 4 (39-35), vs. Houston in Las Vegas, 11/25/25
 Opponent: 7 (41-34), vs. Kansas in Las Vegas, 11/26/25

Largest Comeback in a Victory

Tennessee: 11 (27-16 in 1H), vs. Houston in Las Vegas, 11/25/25
 Opponent: 12 (55-43 in 2H), vs. Kansas in Las Vegas, 11/26/25

Largest Margin of Victory

Tennessee: 42 (94-52), vs. Gardner-Webb, 12/21/25
 Opponent: 13 (75-62), vs. Illinois in Nashville, 12/6/25

TEAM STREAKS

Overall: Won 2

Home: Won 12

Away: Lost 2

Neutral: Lost 2

SEC: Won 1

SEC Home: Won 5

SEC Away: Lost 1

Non-Con: Won 2

Non-Con Home: Won 43

Non-Con Away: Lost 1

Non-Con Neutral: Lost 2

vs. AP Top Five: Won 1

vs. AP Top 10: Won 1

vs. AP Top 25: Won 1

vs. Unranked: Won 1

Overtime: Won 2

Up at Half: Won 2

Down at Half: Lost 1

Tied at Half: Won 1

Up w/10m in Reg: Won 2

Down w/10m in Reg: Lost 4

Up w/5m in Reg: Won 15

Down w/5m in Reg: Lost 5

Up w/2m in Reg: Won 21

Down w/2m in Reg: Lost 6

More Rebounds: Won 2

Fewer Rebounds: Lost 1

More Off. Rebs.: Won 1

Fewer Off. Rebs.: Won 3

More Assists: Won 2

Fewer Assists: Won 1

Fewer TOs: Won 2

More TOs: Lost 2

Better A/T Ratio: Won 2

Worse A/T Ratio: Lost 1

More Steals: Won 2

Fewer Steals: Lost 2

TEAM STREAKS

Better FG%: Won 12

Worse FG%: Lost 4

More 3PM: Won 7

Fewer 3PM: Lost 2

Better 3P%: Won 2

Worse 3P%: Lost 2

More FTM: Won 6

Fewer FTM: Lost 2

More FTA: Won 2

Fewer FTA: Lost 2

Better FT%: Won 12

Worse FT%: Lost 3

4+ Score 10+: Won 1

3 Score 10+: Won 1

2 Score 10+: Won 1

0-1 Score 10+: Lost 2

Scoring <50: Lost 1

Scoring 50+: Won 2

Scoring <60: Lost 6

Scoring 60+: Won 2

Scoring <70: Lost 3

Scoring 70+: Won 2

Scoring <80: Lost 3

Scoring 80+: Won 18

Scoring <90: Won 1

Scoring 90+: Won 12

Allowing <50: Won 42

Allowing 50+: Won 2

Allowing <60: Won 6

Allowing 60+: Won 1

Allowing <70: Won 2

Allowing 70+: Lost 2

Allowing <80: Won 2

Allowing 80+: Lost 2

Allowing <90: Won 2

Allowing 90+: Won 1

Morning Tip-off: Won 3

Afternoon Tip-off: Won 1

Evening Tip-off: Won 1

Weekdays

THE LAST TIME...

LAST TIME A TENNESSEE PLAYER...

Scored 40+ Points: Dalton Knecht (40), vs. Kentucky, 3/9/24
Scored 35+ Points: Dalton Knecht (37), vs. Purdue in NCAA Tournament (Detroit), 3/31/24

Scored 30+ Points: Ja'Kobi Gillespie (32), vs. Rutgers in Players Era Men's Championship (Las Vegas), 11/24/25
Scored 25+ Points: Ja'Kobi Gillespie (32), vs. Rutgers in Players Era Men's Championship (Las Vegas), 11/24/25

Scored 20+ Points off the Bench: Jaylen Carey (22), at Syracuse, 12/2/25

Scored 35+ Points in Back-To-Back Games: Dalton Knecht, 36 at Georgia (1/13/24) and 39 vs. Florida (1/16/24)
Scored 30+ Points in Back-To-Back Games: Dalton Knecht, 32 at Vanderbilt (1/27/24) and 31 vs. South Carolina (1/30/24)
Scored 25+ Points in Three-Plus Straight Games: Dalton Knecht (six), 28 at Mississippi State (1/10/24), 36 at Georgia (1/13/24), 39 vs. Florida (1/16/24), 25 vs. Alabama (1/20/24), 32 at Vanderbilt (1/27/24) and 31 vs. South Carolina (1/30/24)

Scored 25+ Points in Back-to-Back Games: Chaz Lanier, 26 vs. Virginia (11/21/24) and 25 vs. Baylor (11/22/24), both in Baha Mar Championship (Nassau, Bahamas)
Scored 20+ Points in Seven Straight Games: Kevin Punter Jr., 24 vs. Gardner-Webb (11/22/15), 26 vs. Army West Point (11/24/15), 24 vs. George Washington (12/27/15), 23 vs. Nebraska (11/28/15), 27 at Butler (12/12/15), 24 vs. Florida Atlantic (12/16/15) and 23 vs. Gonzaga (12/19/15)

Had 20+ Rebounds: Jeronne Maymon (20), vs. Memphis, 11/22/11
Had 15+ Rebounds: Igor Miličić Jr. (18), vs. Arkansas, 1/4/25

Had 10+ Off. Rebounds: Jeronne Maymon (10), vs. NC State, 12/18/13
Had 7+ Off. Rebounds: Felix Okpara (7), vs. Kentucky in NCAA Tournament (Indianapolis), 3/28/25

Made 15+ FGs: Dylon Nix (15-19), vs. Tennessee Tech, 11/25/88
Made 12+ FGs: Dalton Knecht (14-31), vs. Purdue in NCAA Tournament (Detroit), 3/31/24
Made 10+ FGs: Jaylen Carey (10-16), at Syracuse, 12/2/25

Took 25+ FGs: Dalton Knecht (14-31), vs. Purdue in NCAA Tournament (Detroit), 3/31/24
Took 20+ FGs: Ja'Kobi Gillespie (6-20), vs. Illinois in Music City Madness (Nashville, Tenn.), 12/6/25

Shot 100 Percent (min. 10 FGM): Olivier Nkamhoua (10-10), at South Carolina, 1/7/23
Shot 100 Percent (min. 7 FGM): Felix Okpara (7-7), at Vanderbilt, 1/18/25
Shot 100 Percent (min. 4 FGM): J.P. Estrella (4-4), vs. Kansas in Players Era Men's Championship (Las Vegas), 11/26/25
Shot over 75 Percent (min. 10 FGM): J.P. Estrella (11-14), vs. North Florida, 11/12/25
Shot over 75 Percent (min. 8 FGM): Felix Okpara (8-10), vs. Rice, 11/17/25
Shot over 75 Percent (min. 5 FGM): Amaree Abram (6-7), vs. Gardner-Webb, 12/21/25

Made 12+ FGs in Back-to-Back Games: Dalton Knecht, 12-20 at Georgia (1/13/24) and 13-23 vs. Florida (1/16/24)
Made 10+ FGs in Back-to-Back Games: Dalton Knecht, 13-21 at Vanderbilt (1/27/24) and 11-24 vs. South Carolina (1/30/24)
Made 10+ FGs in Three-Plus Straight Games: Dalton Knecht, 10-18 at Mississippi State (1/10/24), 12-20 at Georgia (1/13/24) and 13-23 vs. Florida (1/16/24)

Took 20+ FGs in Two Straight Games: Dalton Knecht, 8-21 vs. Creighton in NCAA Tournament (Detroit; 3/29/24) and 14-31 vs. Purdue in NCAA Tournament (Detroit; 3/31/24)
Took 20+ FGs in Five Straight Games: Dalton Knecht, 12-20 at Georgia (1/13/24), 13-23 vs. Florida (1/16/23), 8-20 vs. Alabama (1/20/24), 13-21 at Vanderbilt (1/27/24) and 11-24 vs. South Carolina (1/30/24)

Made 8+ 3Ps: Chaz Lanier (8-13), at Texas A&M, 2/22/25
Made 7+ 3Ps: Chaz Lanier (8-13), at Texas A&M, 2/22/25
Made 6+ 3Ps: Ja'Kobi Gillespie (6-10), vs. Rutgers in Players Era Men's Championship (Las Vegas), 11/24/25
Made 5+ 3Ps Without a Miss: Santiago Vescovi (5-5), vs. Austin Peay, 12/21/22
Made 3+ 3Ps Without a Miss: Zakai Zeigler (4-4), vs. Missouri, 2/5/25

Took 15+ 3Ps: Chaz Lanier (6-16), vs. Norfolk State, 12/31/24
Took 12+ 3Ps: Chaz Lanier (6-13), vs. Wofford in NCAA Tournament (Lexington, Ky.), 3/20/25
Took 10+ 3Ps: Ja'Kobi Gillespie (1-10), vs. Kansas in Players Era Men's Championship (Las Vegas), 11/26/25

Made 20+ FTs: Grant Williams (23-23), at Vanderbilt, 1/23/19
Made 15+ FTs: Grant Williams (23-23), at Vanderbilt, 1/23/19
Made 10+ FTs: Ja'Kobi Gillespie (10-10), vs. Louisville, 12/16/25
Made 10+ FTs Without a Miss: Ja'Kobi Gillespie (10-10), vs. Louisville, 12/16/25

Made 7+ FTs Without a Miss: Ja'Kobi Gillespie (10-10), vs. Louisville, 12/16/25

Took 20+ FTs: Grant Williams (23-23), at Vanderbilt, 1/23/19
Took 15+ FTs: Grant Williams (23-23), at Vanderbilt, 1/23/19
Took 10+ FTs: Jaylen Carey (4-10) & Ja'Kobi Gillespie (10-10), vs. Louisville, 12/16/25

Made 8+ FTs Without a Miss in Back-to-Back Games: Dalton Knecht, 9-9 vs. Florida (1/16/24) and 8-8 vs. Alabama (1/20/24)

Had 15+ Assists: Zakai Zeigler (15), at Ole Miss, 3/5/25
Had 12+ Assists: Zakai Zeigler (12), vs. Wofford in NCAA Tournament (Lexington, Ky.), 3/20/25
Had 10+ Assists: Zakai Zeigler (10), vs. Kentucky in NCAA Tournament (Indianapolis), 3/28/25
Had 7+ Assists with No TOs: Zakai Zeigler (12), vs. Wofford in NCAA Tournament (Lexington, Ky.), 3/20/25

Had 7+ Steals: Kennedy Chandler (7), vs. Presbyterian, 11/30/21
Had 6+ Steals: Zakai Zeigler (6), vs. Georgia, 1/15/25
Had 5+ Steals: Jahmai Mashack (5), vs. Kentucky in NCAA Tournament (Indianapolis), 3/28/25

Had 7+ Blocks: Yves Pons (9), vs. Florida in SEC Tournament (Nashville, Tenn.), 3/12/21 (*program record*)
Had 5+ Blocks: Cade Phillips (5), vs. Norfolk State, 12/31/24

Played Every Second: Zakai Zeigler (40:00), vs. Creighton in NCAA Tournament (Detroit), 3/29/24
Played Every Second in Back-to-Back Games: Zakai Zeigler, (40:00) vs. Texas in NCAA Tournament (Charlotte; 3/23/24) and (40:00) vs. Creighton in NCAA Tournament (Detroit; 3/29/24)

Converted 4-Point Play: Nate Ament (16:12 left in 1H), vs. Northern Ky., 11/8/25

Scored at Buzzer To Force Overtime: Robert Hubbs III, at Vanderbilt, 2/11/15 (driving layup as time expired to tie it at 67 [UT won, 76-73, in OT])
Scored in Closing Seconds To Force Overtime: Josiah-Jordan James, vs. Texas Tech in Jimmy V. Classic (New York City), 12/7/21 (transition 3-pointer with 31 seconds left in regulation to tie it at 44 [UT lost, 57-52, in OT])

Scored at Buzzer to Win: Jahmai Mashack, vs. Alabama, 3/1/25 (35-footer after dribbling up the floor following a forced five-second call with 3.8 seconds left to win, 79-76)
Scored in Closing Seconds to Win: Grant Williams, at Ole Miss, 2/27/19 (driving layup with three seconds left to win, 73-71)

Scored 20+ Points in First Half: Ja'Kobi Gillespie (23 of his 32), vs. Rutgers in Players Era Men's Championship (Las Vegas), 11/24/25
Scored 20+ Points in Second Half: Ja'Kobi Gillespie (20 of his 23), vs. Louisville, 12/16/25

Scored 20+ in a Half in Two-Plus Straight Games: Dalton Knecht (three), 26 in 2H at Mississippi State (1/10/24), 20 in 2H at Georgia (1/13/24) and 22 in 1H vs. Florida (1/16/24)
Scored 15+ in Five-Plus Straight Halves: Dalton Knecht (six), 26 in 2H at Mississippi State (1/10/24), 16 in 1H & 20 in 2H at Georgia (1/13/24), 22 in 1H & 17 in 2H vs. Florida (1/16/24) and 17 in 1H vs. Alabama (1/20/24)

Scored 10+ in Both Halves of Back-to-Back Games: Chaz Lanier, 14 & 20 vs. Norfolk State (12/31/24) and 14 & 15 vs. Arkansas (1/4/25)
Scored 10+ in Both Halves of Three Straight Games: Dalton Knecht, 14 & 13 vs. LSU (2/7/24), 10 & 12 at Texas A&M (2/10/24), 12 & 10 at Arkansas (2/14/24)

Made 7+ 3Ps in a Half: Chaz Lanier (7-8), vs. Baylor in Baha Mar Championship (Nassau, Bahamas), 11/22/24
Made 5+ 3Ps in a Half: Chaz Lanier (6-7), at Texas A&M, 2/22/25

Had a 4x5 Game: Armani Moore (6 pts, 6 reb, 5 ast, 5 blk), vs. Texas A&M, 1/9/16
Had a PTS/AST Double-Double: Zakai Zeigler (18 pts, 10 ast), vs. Kentucky in NCAA Tournament (Indianapolis), 3/28/25
Had a PTS/REB Double-Double: Jaylen Carey (12 pts, 10 reb), vs. Louisville, 12/16/25
Had a 20-Point Double-Double with Assists: Zakai Zeigler (26 pts, 13 ast), at Kentucky, 2/3/24
Had a 20-Point Double-Double with Rebounds: J.P. Estrella (23 pts, 10 reb), vs. North Florida, 11/12/25
Had a 15-15 Game: Zakai Zeigler (17 pts, 15 ast), vs. Middle Tennessee State, 12/23/24
Had a Triple-Double: Tyler Smith (12 pts, 10 reb, 10 ast), vs. UNC Asheville, 12/3/08 (*only triple-double in UT history*)

Had Back-to-Back Double-Doubles: J.P. Estrella (17 pts, 11 reb) vs. Northern Ky. (11/8/25) and (23 pts, 10 reb) vs. North Florida (11/12/25)

Was Called for a Technical Foul: Zakai Zeigler, vs. Auburn in SEC Tournament (Nashville, Tenn.), 3/15/25

Was Called for a Flagrant Foul: Bishop Boswell, vs. Kansas in Players Era Men's Championship (Las Vegas), 11/26/25
Was Ejected: Yemi Makanjuola (type-2 flagrant foul), at Vanderbilt, 1/24/12

LAST TIME A TENNESSEE FRESHMAN...

Scored 30+ Points: Jaden Springer (30), vs. Georgia, 2/10/21
Scored 25+ Points: Julian Phillips (25) vs. USC in Battle 4 Atlantis (Paradise Island, Bahamas), 11/24/22
Scored 20+ Points: Nate Ament (20), vs. Kansas in Players Era Men's Championship (Las Vegas), 11/26/25

Had 12+ Rebounds: DeWayne Brown II (14), vs. Gardner-Webb, 12/21/25
Had 10+ Rebounds: DeWayne Brown II (14), vs. Gardner-Webb, 12/21/25

Had 7+ Offensive Rebounds: Olivier Nkamhoua (7), vs. Florida A&M, 12/4/19
Had 5+ Offensive Rebounds: DeWayne Brown II (5), vs. Gardner-Webb, 12/21/25

Made 12+ FGs: Kennedy Chandler (13-20), at Colorado, 12/4/21
Made 10+ FGs: Kennedy Chandler (13-20), at Colorado, 12/4/21
Made 8+ FGs: Kennedy Chandler (9-19), vs. Michigan in NCAA Tournament (Indianapolis), 3/19/22

Took 20+ FGs: Kennedy Chandler (13-20), at Colorado, 12/4/21
Took 15+ FGs: Nate Ament (5-15), vs. Kansas in Players Era Men's Championship (Las Vegas), 11/26/25

Shot 100 Percent (min. 5 FGM): Derrick Walker (5-5), at South Carolina, 1/20/18
Shot 100 Percent (min. 4 FGM): Josiah-Jordan James (4-4), vs. Washington in James Naismith Classic (Toronto, Ontario), 11/16/19
Shot over 75 Percent (min. 10 FGM): Grant Williams (10-12), vs. Lipscomb, 12/15/16
Shot over 75 Percent (min. 8 FGM): Kennedy Chandler (9-12), at Missouri, 2/22/22
Shot over 75 Percent (min. 5 FGM): Julian Phillips (5-6), vs. Mississippi State, 1/3/23

Made 7+ 3Ps: Lamonte' Turner (7-11), vs. Presbyterian, 12/6/16
Made 6+ 3Ps: Santiago Vescovi (6-13), vs. LSU, 1/4/20 (*collegiate debut*)
Made 5+ 3Ps: Kennedy Chandler (5-6), vs. Arkansas, 3/5/22
Made 4+ 3Ps Without a Miss: Kennedy Chandler (4-4), vs. UT Martin, 11/9/21 (*collegiate debut*)

Took 12+ 3Ps: Chris Lofton (5-13), at Kentucky, 3/2/05
Took 10+ 3Ps: Santiago Vescovi (4-11), vs. Kentucky, 2/8/20
Took 8+ 3Ps: Zakai Zeigler (2-8), vs. Ole Miss, 1/5/22

Made 12+ FTs: Grant Williams (12-13), vs. Missouri, 2/18/17
Made 10+ FTs: Julian Phillips (10-12) vs. USC in Battle 4 Atlantis (Paradise Island, Bahamas), 11/24/22
Made 8+ FTs: Nate Ament (8-8), vs. Kansas in Players Era Men's Championship (Las Vegas), 11/26/25
Made 10+ FTs Without a Miss: Jaden Springer (10-10), at Vanderbilt, 2/24/21
Made 7+ FTs Without a Miss: Nate Ament (8-8), vs. Kansas in Players Era Men's Championship (Las Vegas), 11/26/25

Took 12+ FTs: Julian Phillips (10-12) vs. USC in Battle 4 Atlantis (Paradise Island, Bahamas), 11/24/22
Took 10+ FTs: Nate Ament (9-10), vs. Northern Ky., 11/8/25

Had 10+ Assists: Kennedy Chandler (10), at South Carolina, 2/5/22
Had 7+ Assists: Kennedy Chandler (9), vs. Michigan in NCAA Tournament (Indianapolis), 3/19/22
Had 5+ Assists: Nate Ament (5), vs. North Florida, 11/12/25
Had 7+ Assists Without no TOs: Kennedy Chandler (7) vs. Texas A&M in SEC Tournament (Tampa, Fla.), 3/13/22
Had 5+ Assists Without no TOs: Troy Henderson (5), vs. Northern Ky., 11/8/25

Had 7+ Steals: Kennedy Chandler (7) vs. Presbyterian, 11/30/21
Had 5+ Steals: Kennedy Chandler (5) and Zakai Zeigler (5), at Mississippi State, 2/9/22

Had 5+ Blocks: Grant Williams (6), at Texas A&M, 12/29/16
Had 4+ Blocks: Grant Williams (4), at LSU, 3/1/17
Had 3+ Blocks: Jonas Aidoo (3), vs. Arkansas, 3/5/22

Had at PTS/AST Double-Double: Kennedy Chandler (11pts, 10ast), at South Carolina, 2/5/22
Had a PTS/REB Double-Double: Nate Ament (19pts, 10reb), vs. Rice, 11/17/25
Had 20-Point Double-Double: Tobias Harris (21pts, 11reb), at Arkansas, 1/8/11

THE LAST TIME...

LAST TIME TENNESSEE...

Won by 50+ Points: 94-40 (+54), vs. Alcorn State, 12/4/22
Won by 40+ Points: 94-52 (+42), vs. Gardner-Webb, 12/21/25
Won by 35+ Points: 94-52 (+42), vs. Gardner-Webb, 12/21/25
Won by 30+ Points: 94-52 (+42), vs. Gardner-Webb, 12/21/25
Won by 25+ Points: 94-52 (+42), vs. Gardner-Webb, 12/21/25
Won by 20+ Points: 94-52 (+42), vs. Gardner-Webb, 12/21/25
Won by One Possession: 76-73 (+3), vs. Houston in Players Era Men's Championship (Las Vegas), 11/25/25
Won by One Point: 69-68, at Alabama, 2/4/20

Won by 35+ Points in Back-to-Back Games: 92-57 (+35) vs. Montana (11/13/24) and 103-68 (+35) vs. Austin Peay (11/17/24)
Won by 30+ Points in Three Straight Games: 76-40 (+36) vs. McNeese State (11/30/22), 94-40 (+54) vs. Alcorn State (1/4/22), 84-49 (+35) vs. Eastern Kentucky (12/7/22)
Won by 25+ Points in Five Straight Games: 95-56 (+39) vs. Northern Ky. (11/8/25), 99-66 (+33) vs. North Florida (11/12/25), 91-66 (+25) vs. Rice (11/17/25), 89-60 (+29) vs. Tennessee State (11/20/25), 85-60 (+25) vs. Rutgers in Players Era Men's Championship (Las Vegas), 11/24/25
Won by 15+ Points in Eight Straight Games: 80-64 (+16) vs. Gardner-Webb (11/4/24), 77-55 (+22) at Louisville (11/9/24), 92-57 (+35) vs. Montana (11/13/24), 103-68 (+38) vs. Austin Peay (11/17/24), 64-42 (+22) vs. Virginia in Nassau (11/21/24), 77-62 (+15) vs. Baylor in Nassau (11/22/24), 78-35 (+43) vs. UT Martin (11/27/24), 96-70 (+26), vs. Syracuse (12/3/24)

Won in OT: 73-66 (OT), vs. USC in Battle 4 Atlantis (Paradise Island, Bahamas), 11/24/22
Won in Multiple OTs: 93-85 (4OT), at Texas A&M, 2/23/13

Beat the AP #1 Team: 68-59, vs. #1 Alabama, 2/15/23
Beat an AP Top-Five Team: 76-73, vs. #3 vs. Houston in Players Era Men's Championship (Las Vegas), 11/25/25
Beat an AP Top-10 Team: 76-73, vs. #3 vs. Houston in Players Era Men's Championship (Las Vegas), 11/25/25
Beat an AP Top-25 Team: 83-62, vs. #11 Louisville, 12/16/25
Beat an AP Top-10 Team by 20+/15+ Points: 64-44 (+20), vs. #5 Florida, 2/1/25
Beat an AP Top-25 Team by 20+/15+ Points: 83-62 (+21), vs. #11 Louisville, 12/16/25

Lost to an AP Top-Five Team: 69-50, vs. #2 Houston in NCAA Tournament (Indianapolis), 3/30/25
Lost to an AP Top-10 Team: 69-50, vs. #2 Houston in NCAA Tournament (Indianapolis), 3/30/25
Lost to an AP Top-25 Team: 75-62, vs. #14 Illinois in Music City Madness (Nashville, Tenn.), 12/6/25
Lost to an Unranked Team: 62-60, at Syracuse, 12/2/25

Beat an AP Top-25 Team in Three Straight Games: 92-84 vs. #11 Auburn (2/28/24), 81-74 at #14 Alabama (3/2/24) and 66-59 at #17 South Carolina (3/6/24) (*only time ever*)
Beat an AP Top-15 Team in Back-to-Back Games: 64-44 vs. #5 Florida (2/1/25) and 85-81 vs. #15 Missouri (2/5/25)

Played an AP Top-25/Top-15 Team in Five Straight Games: vs. #14 Mississippi State (68-56 win; 1/21/25), at #1 Auburn (53-51 loss; 1/25/25), vs. #12 Kentucky (78-73 loss; 1/28/25), vs. #5 Florida (64-44 win; 2/1/25), vs. #15 Missouri (85-81 win; 2/5/25) (*only time ever*)
Played AP #1 and #2 Teams Back-to-Back: vs. #2 Purdue (71-67 loss; 11/21/23) and vs. #1 Kansas (69-60 loss, 11/22/23) in Maui Invitational (Honolulu) (*first team to do so on back-to-back days since Loyola Chicago in Jan. 1972*)

Scored 110+ Points: 124, vs. UNC Asheville, 11/17/09
Scored 105+ Points: 106, vs. Arkansas, 1/15/19
Scored 100+ Points: 103, vs. Austin Peay, 11/17/24
Scored 95+ Points: 96, vs. North Florida, 11/12/25
Scored 90+ Points: 94, vs. Gardner-Webb, 12/21/25
Scored Fewer Than 50 Points: 43, at Florida, 1/7/25

Scored 90+ Points in Back-to-Back Games: (three), 95 vs. Northern Ky. (11/8/25), 99 vs. North Florida (11/12/25) and 91 vs. Rice (11/17/25)

Allowed Under 40 Points: 36, vs. Western Carolina, 12/17/24
Allowed Under 50 Points: 44, vs. Florida, 2/1/25
Allowed Under 60 Points: 52, vs. Gardner-Webb, 12/21/25

Never Trained: vs. Tennessee State, 11/20/25
Led Wire to Wire: vs. Rice, 11/17/25

Never Led: vs. Houston in NCAA Tournament (Indianapolis), 3/30/25
Trained Wire to Wire: vs. Houston in NCAA Tournament (Indianapolis), 3/30/25

Never Trained in Three Straight Games: vs. Tennessee Tech (11/6/23), at Wisconsin (11/10/23) and vs. Wofford (11/14/23)
Led Wire to Wire in Back-to-Back Games: at Kentucky (2/3/24) and vs. LSU (2/7/24)

Held a 40-Point Lead: 94-52, vs. vs. Gardner-Webb, 12/21/25 (final score; led by as many as 46 points)

Faced 35-Point Deficit: 64-29 (also 64-28), at Florida, 1/7/25 (lost, 73-43)

Faced 30-Point Deficit: 73-43, final score, at Florida, 1/7/25

Faced 25-Point Deficit: 73-43, final score, at Florida, 1/7/25

Faced 20-Point Deficit: 36-15, vs. Houston in NCAA Tournament (Indianapolis), 3/30/25 (lost, 69-50)

Faced 15-Point Deficit: 69-50, final score, vs. Houston in NCAA Tournament (Indianapolis), 3/30/25

Overcame 20-Point Deficit to Win: 84-77 (trailed 34-13 in 1H), vs. Kentucky, 2/2/16
Overcame 15-Point Deficit To Win: 81-76 (trailed 42-26 in 1H), vs. Vanderbilt, 2/15/25
Overcame 10-Point Deficit To Win: 76-73 (trailed 27-16 in 1H), vs. Houston in Players Era Men's Championship (Las Vegas), 11/25/25

Overcame 15-Point Halftime Deficit To Win: 111-105 in OT (trailed 50-35 at HT), vs. Texas, 12/23/06
Overcame a 10-Point Halftime Deficit To Win: 81-76 (trailed 44-31 at HT), vs. Vanderbilt, 2/15/25

Won When Down at Halftime: 76-73 (trailed 39-35), vs. Houston in Players Era Men's Championship (Las Vegas), 11/25/25
Won When Tied at Halftime: 68-59 (tied 29-29), vs. Alabama, 2/15/23

Had 55+ Rebounds: 58, vs. UT Martin, 11/18/08
Had 50+ Rebounds: 50, vs. Gardner-Webb, 12/21/25
Had 45+ Rebounds: 50, vs. Gardner-Webb, 12/21/25

Had 20+ Offensive Rebounds: 23, vs. Illinois in Music City Madness (Nashville, Tenn.), 12/6/25
Had 15+ Offensive Rebounds: 15, vs. Gardner-Webb, 12/21/25

Had 15+ Offensive Rebounds in Back-to-Back Games: (four) 16 vs. Mercer (11/3/25), 16 vs. Northern Ky. (11/8/25), 20 vs. North Florida (11/12/25) and 18 vs. Rice, 11/17/25

Shot 60+ Percent on FGs: 29-48 (60.4), at Oklahoma, 2/8/25
Shot 55+ Percent on FGs: 29-52 (55.8), vs. Vanderbilt, 2/15/25
Shot Under 30 Percent on FGs: 15-52 (28.8), vs. Houston in NCAA Tournament (Indianapolis), 3/30/25
Shot Under 25 Percent on FGs: 12-56 (21.4), at Florida, 1/7/25

Shot 60+ Percent on FGs in Back-to-Back Games: 31-51 vs. Montana (11/13/24) and 37-58 vs. Austin Peay (11/17/24)

Made 40+ FGs: 42-72, vs. Tennessee Tech, 12/18/20
Made 35+ FGs: 37-71, vs. North Florida, 11/12/25
Made 15 or Fewer FGs: 15-56, vs. Houston in NCAA Tournament (Indianapolis), 3/30/25
Made 12 or Fewer FGs: 12-56, at Florida, 1/7/25

Took 90+ FGs: 38-91, vs. LSU, 2/10/90
Took 80+ FGs: 29-80, vs. Purdue in Battle 4 Atlantis (Paradise Island, Bahamas), 11/27/17
Took 70+ FGs: 38-71, vs. Gardner-Webb, 12/21/25

Shot 70+ Percent on 3Ps: 5-7 (71.4), vs. Kansas, 1/30/21
Shot 65+ Percent on 3Ps: 10-15 (66.7), vs. Missouri, 2/5/25
Shot 60+ Percent on 3Ps: 10-15 (66.7), vs. Missouri, 2/5/25
Shot 55+ Percent on 3Ps: 10-15 (66.7), vs. Missouri, 2/5/25
Shot Under 20 Percent on 3Ps: 5-29 (17.2), vs. Houston in NCAA Tournament (Indianapolis), 3/30/25
Shot Under 15 Percent on 3Ps: 4-29 (13.8), at Florida, 1/7/25

Made 15+ 3Ps: 17-40, vs. UT Martin, 11/9/21 (*program record*)
Made 10+ 3Ps: 10-31, vs. Gardner-Webb, 12/21/25

Made 10+ 3Ps in Back-to-Back Games: 10-28, vs. Wofford in NCAA Tournament (Lexington, Ky., 3/20/25) and 11-22 vs. UCLA in NCAA Tournament (Lexington, Ky., 3/22/25)
Made 10+ 3Ps in Four Straight Games: 12-27 vs. Baylor in Baha Mar Championship (Nassau, Bahamas; 11/22/24), 10-37 vs. UT Martin (11/27/24), 10-29 vs. Syracuse, 12/3/24, 10-25 vs. Miami in Jimmy V Classic (New York City; 12/10/24)

Took 40+ 3Ps: 11-45, vs. Kentucky, 1/28/25
Took 35+ 3Ps: 11-45, vs. Kentucky, 1/28/25
Took 30+ 3Ps: 10-31, vs. Gardner-Webb, 12/21/25

Made 40/45+ FTs: 45-60, vs. George Washington in Rainbow Classic (Honolulu), 12/28/00
Made 35+ FTs: 35-39, vs. Arkansas, 1/15/19
Made 30+ FTs: 31-35, vs. Tennessee State, 11/20/25
Made 25+ FTs: 31-35, vs. Tennessee State, 11/20/25

Made 25+ FTs in Back-to-Back Games: 25-27 vs. Auburn in SEC Tournament (Nashville, Tenn.; 3/15/25) and 25-32 vs. Florida in SEC Tournament (Nashville, Tenn.; 3/16/25)

Did Not Miss a FT (no min.): 10-10, vs. Georgia, 1/15/25
Shot 90+ Percent on FTs: 25-27 (92.6), vs. Auburn in SEC Tournament (Nashville, Tenn.), 3/15/25

Took 55+ FTs: 45-60, vs. George Washington in Rainbow Classic (Honolulu), 12/28/00
Took 45+ FTs: 39-46, at Memphis, 12/15/18
Took 40+ FTs: 31-41, vs. Eastern Kentucky, 12/7/22
Took 35+ FTs: 31-35, vs. Tennessee State, 11/20/25

Posted a 60/40/80 Shooting Line: 31-51 FG (60.8), 9-21 3P (42.9), 21-25 FT (84.0), vs. Montana, 11/13/24

Had 30+ Assists: 30, vs. Tusculum, 1/4/14
Had 25+ Assists: 26, vs. North Florida, 11/12/25
Had 20+ Assists: 21, vs. Gardner-Webb, 12/21/25

Had 20+ Assists Back-to-Back Games: (four) 24 vs. Northern Ky. (11/8/25), 26 vs. North Florida (11/12/25), 22 vs. Rice (11/17/25), 20 vs. Tennessee State (11/20/25)

Had 20+ Steals: 21, vs. North Carolina A&T, 12/23/09
Had 15+ Steals: 17, vs. Western Carolina, 12/17/24
Had 10+ Steals: 10, vs. Gardner-Webb, 12/21/25

Had 15+ Blocks: 15, vs. Pittsburgh, 12/6/98 (*program record*)

Had 12+ Blocks: 12, vs. Tennessee Tech, 12/29/18
Had 10+ Blocks: 10, vs. Austin Peay, 11/17/24

Had 10+ Steals and 10+ Blocks: 10 blk & 10 stl, vs. Austin Peay, 11/17/24

Scored 60+ Points in Half: 62 (2H), vs. East Carolina, 11/20/09
Scored 50+ Points in First Half: 52, vs. Gardner-Webb, 12/21/25
Scored 50+ Points in Second Half: 52, vs. Rice, 11/17/25
Scored 50+ Points in Both Halves: 51 (1H) and 52 (2H), vs. Austin Peay, 11/17/24

Scored Under 20 Points in Half: 15 (1H), vs. Houston in NCAA Tournament (Indianapolis), 3/30/25
Allowed Under 20 Points in Half: 16 (1H), vs. Mississippi State, 1/21/25

Shot 60+ Percent on FGs in Both Halves: 17-27 (63.0) in 1H and 19-25 (76.0) in 2H, vs. Mississippi State, 1/3/23
Shot 50+ Percent on FGs in Both Halves: 15-29 (51.7) in 1H and 14-24 (58.3) in 2H, vs. Louisville, 12/16/25
Shot 70+ Percent on FGs in a Half: 19-27 (70.4) in 1H, vs. Austin Peay, 11/17/24
Shot 60+ Percent on FGs in a Half: 17-26 (65.4) in 2H, vs. Vanderbilt, 2/15/25

Shot 50+ Percent on FGs in Both Halves of Three Straight Games: vs. Northern Ky. (11/8/25), vs. North Florida (11/12/25) and vs. Rice (11/17/25)

Shot Under 30 Percent on FGs in Both Halves: 4-29 (13.8) in 1H and 8-27 (29.6) in 2H, at Florida, 1/7/25
Shot Under 30 Percent on FGs in a Half: 6-28 (21.4) in 1H, vs. Houston in NCAA Tournament (Indianapolis), 3/30/25
Shot Under 20 Percent on FGs in a Half: 4-29 (13.8) in 1H, at Florida, 1/7/25

Played Half Without Committing Turnover: 2H at Illinois, 12/14/24

Did Not Make A 3-Pointer: 0-8, vs. Duke in Maui Invitational (Maui, Hawaii), 11/21/11
Active 3-point streak: 486 games (through 12/21/25)
Did Not Make a 3-Pointer in a Half: 0-11 (1H), at Auburn, 1/25/25

Had Two Players with Double-Doubles: Tobe Awaka (18 pts, 10 reb) and Dalton Knecht (17 pts, 10 reb), at Missouri, 2/20/24
Had Two Players with 10+ Rebounds: J.P. Estrella (11) and Felix Okpara (11), vs. Northern Ky., 11/8/25

Had Three Players with 5+ Assists: Dalton Knecht (5), Santiago Vescovi (5), Zakai Zeigler (5), vs. Vanderbilt, 2/17/24
Had Four Players with 5+ Assists: Tyreke Key (5), Jahmai Mashack (5), Olivier Nkamhoua (5), Santiago Vescovi (5), vs. Austin Peay, 12/21/22

Had Four Players with 2+ Blocks: Kyle Alexander (3), Admiral Schofield (3), John Fulkerson (2), Grant Williams (2), vs. Tennessee Tech, 12/29/18

Had Three Players with 3+ Steals: Jordan Gainey (3), Jahmai Mashack (3), Zakai Zeigler (3), vs. Arkansas, 1/4/25
Had Three Players with 4+ Steals: Jordan Gainey (5), Jahmai Mashack (5), Chaz Lanier (4), vs. Western Carolina, 12/17/24
Had Two Players with 5+ Steals: Jordan Gainey (5) and Jahmai Mashack (5), vs. Western Carolina, 12/17/24

Had Two Players make 7+ FTs Without a Miss: Zakai Zeigler (9-9) and Jordan Gainey (8-8), vs. Auburn in SEC Tournament (Nashville, Tenn.), 3/15/25
Had Two Players with 10+ FTs: Jaylen Carey (4-10) and Ja'Kobi Gillespie (10-10), vs. Louisville, 12/16/25

Had Five Players Score in Double Figures: Ja'Kobi Gillespie (17), Amaree Abram (15), Nate Ament (15), DeWayne Brown II (13), Felix Okpara (11), vs. Tennessee State, 11/20/25
Had Six Players Score in Double Figures: Igor Milicic Jr. (23), Zakai Zeigler (19), Jordan Gainey (15), Cade Phillips (13), Felix Okpara (12), Jahmai Mashack (10), vs. Austin Peay, 11/17/24

Had Seven Players Score in Double Figures: Vincent Yarbrough (18), Charles Hathaway (12), Harris Walker (12), Marcus Haislip (12), Isaiah Victor (11), Tony Harris (11), Terrence Woods (11), vs. East Tennessee State, 11/19/00

Had Four Players Score 15+ Points: Chaz Lanier (17), Igor Milicic Jr. (16), Felix Okpara (16), Zakai Zeigler (16), at Vanderbilt, 1/18/25
Had Two Players Score 20+ Points: Ja'Kobi Gillespie (32) and Nate Ament (20), vs. Rutgers in Players Era Men's Championship (Las Vegas), 11/24/25
Had Three Players Score 20+ Points: Jordan McRae (21), Josh Richardson (20), Jarnell Stokes (20), vs. Virginia, 12/30/13
Had Two Players Score 25+ Points: Josiah-Jordan James (26) and Zakai Zeigler (26), at Kentucky, 2/3/24

Did Not Have Player Score in Double Figures: vs. Wisconsin, 12/28/19
Active 10+ scorer streak: 203 games (through 12/21/25)
Did Not Allow Double-Figure Scorer: vs. McNeese State, 11/30/22

Had Head Coach Called for Technical Foul: Rick Barnes, at Vanderbilt, 1/27/24
Had Head Coach Ejected: Bruce Pearl, vs. College of Charleston, 12/31/10

THE LAST TIME...

LAST TIME A TENNESSEE OPPONENT...

Won by 50+ Points: 101-40 (+61), at Kentucky, 3/12/93
Won by 40+ Points: 90-50 (+40), vs. Kentucky, 2/17/96
Won by 30+ Points: 73-43 (+30), at Florida, 1/7/25
Won by 25+ Points: 73-43 (+30), at Florida, 1/7/25
Won by 20+ Points: 73-43 (+30), at Florida, 1/7/25
Won by One Possession: 62-60 (+2), at Syracuse, 12/2/25
Won by One Point: 76-75 (+1), at Vanderbilt, 1/18/25

Won in OT: 57-52, vs. Texas Tech in Jimmy V Classic (New York City), 12/7/21
Won in Multiple OTs: 99-97 (2OT), vs. Memphis in Maui Invitational (Maui, Hawaii), 11/22/11

Scored 110+ Points: 111, at South Carolina, 2/10/93
Scored 105+ Points: 107, at Kentucky, 1/15/22
Scored 100+ Points: 100, at North Carolina, 11/29/23
Scored 95+ Points: 99 (OT), vs. Purdue in NCAA Tournament (Louisville, Ky.), 3/28/19
Scored 90+ Points: 92, at Kentucky, 2/23/24

Overcame 20-Point Deficit to Win: 85-84 (trailed 49-29 in 1H), vs. Ohio State in NCAA Tournament (San Antonio, Texas), 2/22/07

Overcame 15-Point Deficit to Win: 73-68 (trailed 48-33 in 2H), vs. Alabama in SEC Tournament (Nashville, Tenn.), 3/13/21

Overcame 10-Point Deficit to Win: 81-76 (trailed 55-43 in 2H), vs. Kansas in Players Era Men's Championship (Las Vegas), 11/26/25

Overcame 15-Point Halftime Deficit to Win: 85-84 (trailed 49-32), vs. Ohio State in NCAA Tournament (San Antonio, Texas), 2/22/07

Overcame 10-Point Halftime Deficit to Win: 85-76 (trailed 46-34), vs. Villanova in Battle 4 Atlantis (Paradise Island, Bahamas), 11/23/17

Won When Down at Halftime: 75-62 (trailed 34-32), vs. Illinois in Music City Madness (Nashville, Tenn.), 12/6/25

Won When Tied at Halftime: 69-60 (tied 35-35), vs. Kansas in Maui Invitational (Honolulu), 11/22/23

Had 55+ Rebounds: 56, at Florida, 1/7/25
Had 50+ Rebounds: 56, at Florida, 1/7/25
Had 45+ Rebounds: 56, at Florida, 1/7/25

Had 20+ Offensive Rebounds: 20, vs. Texas A&M, 1/28/20
Had 15+ Offensive Rebounds: 15, vs. Houston in Players Era Men's Championship (Las Vegas), 11/25/25

Shot 60+ Percent on FGs: 38-56 (67.9), at Kentucky, 1/15/22
Shot 55+ Percent on FGs: 24-57 (55.3), vs. Mississippi State in SEC Tournament (Nashville, Tenn.), 3/15/24
Shot Under 30 Percent on FGs: 20-67 (29.9), vs. Mercer, 11/3/25
Shot Under 25 Percent on FGs: 13-53 (24.5), vs. Florida, 2/1/25

Made 35+ FGs: 38-56, at Kentucky, 1/15/22

Took 75+ FGs: 33-77, at Memphis, 12/15/18
Took 70+ FGs: 19-70, vs. Georgia Southern, 12/12/23

Shot 70+ Percent on 3Ps: 8-11 (72.7), vs. Mississippi State, 2/3/15

Shot 65+ Percent on 3Ps: 8-11 (72.7), vs. Mississippi State, 2/3/15

Shot 60+ Percent on 3Ps: 11-18 (61.1), at Kentucky, 1/15/22
Shot 55+ Percent on 3Ps: 11-18 (61.1), at Kentucky, 1/15/22
Shot Under 15 Percent on 3Ps: 4-27 (14.8), vs. Florida, 2/1/25

Made 15+ 3Ps: 15-29, vs. Kentucky, 3/9/24
Made 10+ 3Ps: 11-28, vs. Illinois in Music City Madness (Nashville, Tenn.), 12/6/25

Took 40+ 3Ps: 15-40, vs. Auburn in SEC Tournament (Nashville, Tenn.), 3/17/19

Took 35+ 3Ps: 10-35, vs. North Florida, 11/12/25
Took 30+ 3Ps: 7-34, vs. Louisville, 12/16/25

Made 35+ FTs: 38-44, vs. Ole Miss, 1/9/13
Made 30+ FTs: 30-36, at Illinois, 12/14/24
Made 25+ FTs: 26-30, vs. Kansas in Players Era Men's Championship (Las Vegas), 11/26/25

Did Not Miss a FT (no min.): 4-4, vs. Houston in NCAA Tournament (Indianapolis), 3/30/25
Did Not Miss a FT (min. 10 FTA): 12-12, at Oklahoma, 2/8/25
Shot 90+ Percent on FTs (no min.): 4-4, vs. Houston in NCAA Tournament (Indianapolis), 3/30/25
Shot 90+ Percent on FTs (min. 10 FTA): 18-20 (90.0), at Texas A&M, 2/22/25

Took 45+ FTs: 29-48, vs. Purdue in Maui Invitational (Honolulu), 11/21/23

Took 40+ FTs: 29-48, vs. Purdue in Maui Invitational (Honolulu), 11/21/23

Took 35+ FTs: 30-36, at Illinois, 12/14/24

Had 30+ Assists: 31, vs. Vanderbilt, 1/8/05
Had 25+ Assists: 25, at Kansas, 1/3/09
Had 20+ Assists: 20, vs. Auburn, 2/28/24

Had 15+ Steals: 15, vs. Mercer, 11/3/25
Had 10+ Steals: 12, vs. Tennessee State, 11/20/25
Had Zero Steals: vs. Virginia in Baha Mar Championship (Nassau, Bahamas), 11/21/24

Had 12+ Blocks: 12, at Georgia Tech, 11/16/15
Had 10+ Blocks: 10, vs. Arkansas, 1/4/25

Scored 60+ Points in Half: 61 (1H), at North Carolina, 11/29/23
Scored 50+ Points in First Half: 61, at North Carolina, 11/29/23
Scored 50+ Points in Second Half: 52, vs. Kentucky, 3/9/24

Shot 60+ Percent on FGs in Both Halves: 17-27 (63.0) in 1H and 18-28 (64.3) in 2H, vs. Texas in Legends Classic (Newark, N.J.), 11/24/07 *(coached by Rick Barnes)*
Shot 50+ Percent on FGs in Both Halves: 13-26 (50.0) in 1H and 13-26 (50.0) in 2H, at Mississippi State, 1/10/24
Shot 70+ Percent on FGs in a Half: 22-28 (78.6) in 1H, at Kentucky, 1/15/22
Shot 60+ Percent on FGs in a Half: 15-25 (60.0), vs. Kentucky in NCAA Tournament (Indianapolis), 3/28/25

Shot Under 30 Percent on FGs in Both Halves: 7-27 (25.9) in 1H and 6-26 (23.1) in 2H, vs. Florida, 2/1/25
Shot Under 30 Percent on FGs in a Half: 7-29 (24.1) in 1H, vs. Rice, 11/17/25
Shot Under 20 Percent on FGs in a Half: 5-37 (13.5) in 1H, vs. Western Carolina, 12/17/24
Shot Under 15 Percent on FGs in a Half: 5-37 (13.5) in 1H, vs. Western Carolina, 12/17/24

Did Not Make A 3-Pointer: 0-25, at Vanderbilt, 1/18/20

Did Not Make a 3-Pointer in a Half: 0-8 in 2H, vs. Texas in SEC Tournament (Nashville, Tenn.), 3/14/25
Did Not Make a 2-Pointer in a Half: 0-9 in 1H, vs. Western Carolina, 12/17/24

Had Two Players with Double-Doubles: Nahziah Carter (18pts, 12reb) and Isaiah Stewart (14pts, 10reb), vs. Washington in James Naismith Classic (Toronto, Ontario), 11/16/19

Had Three Players with Double-Doubles: Mike Gerrity (12pts, 10ast), Alex Stepheson (19pts, 15reb), Nikola Vucevic (15pts, 10reb), at USC, 12/19/09

Had Two Players with 10+ Rebounds: Rueben Chinyelu (15) and Alex Condon (12), at Florida, 1/7/25
Had Three Players with 10+ Rebounds: Terrence Shannon Jr. (12), Daniel Batcho (11), Kevin McCullar (10), vs. Texas Tech in Jimmy V Classic (New York City), 12/7/21

Had Three Players with 5+ Assists: Malique Trent (5), Chris Washburn (5), Michael Williams (5), at TCU, 1/30/16

Had Three/Four Players with 3+ Steals: (four) J'Von McCormick (5), Samir Doughty (3), Daniel Purifoy (3), Jaylin Williams (3), at Auburn (2/22/20)

Had Three Players with 3+ Blocks: Wesley Witherspoon (4), Will Coleman (3), Roburt Sallie (3), at Memphis, 12/31/09

Had Five Players Score in Double Figures: Walter Clayton Jr. (22), Will Richard (17), Alex Condon (13), Thomas Haugh (11), Alijah Martin (10), vs. Florida in SEC Tournament (Nashville, Tenn.), 3/16/25

Had Six Players Score in Double Figures: Tre Scott (15), Mika Adams-Woods (11), Jaevin Cumberland (11), Chris Vogt (11), Keith Williams (11), Jarron Cumberland (10), at Cincinnati, 12/18/19

Had Two Players Score 20+ Points: Norchad Omier (22) and V.J. Edgecombe (20), vs. Baylor in Baha Mar Championship (Nassau, Bahamas), 11/22/24

Had Three Players Scored 20+ Points: R.J. Davis (27), Armando Bacot (22), Harrison Ingram (20), at North Carolina, 11/29/23

Had Four Players Scored 20+ Points: D.J. Augustin (23), Connor Atchley (22), A.J. Abrams (21), Justin Mason (21), vs. Texas in Legends Classic (Newark, N.J.), 11/24/07 *(coached by Rick Barnes)*

Had Two Players Score 25+ Points: Antonio Reeves (27) and Reed Sheppard (27), vs. Kentucky, 3/9/24

Had Head Coach Ejected: Mark Fox, vs. Georgia, 2/4/12

LAST TIME A TENNESSEE OPPOSING PLAYER...

Scored 40+ Points: Zach Edey (40), vs. Purdue in NCAA Tournament (Detroit), 3/31/24
Scored 35+ Points: Zach Edey (40), vs. Purdue in NCAA Tournament (Detroit), 3/31/24
Scored 30+ Points: Money Williams (30), vs. Montana, 11/13/24
Scored 25+ Points: Kingston Flemings (25), vs. Houston in Players Era Men's Championship (Las Vegas), 11/25/25

Scored 20+ Points in First Half: Anthony Edwards (20 of his 26), at Georgia, 1/15/20
Scored 20+ Points in Second Half: Tamar Bates (all of his 22), vs. Missouri, 2/5/25

Had 20+ Rebounds: Hunter Dickinson (20), vs. Kansas in Maui Invitational (Honolulu), 11/22/23
Had 15+ Rebounds: Amari Williams (15), vs. Kentucky, 1/28/24
Had 7+ Offensive Rebounds: Johni Broome (8), at Auburn, 1/25/25

Made 15+ FGs: Elston Turner (16-33), at Texas A&M, 2/23/13 (40T)
Made 12+ FGs: Zach Edey (13-21), vs. Purdue in NCAA Tournament (Detroit), 3/31/24
Made 10+ FGs: Kingston Flemings (10-15), vs. Houston in Players Era Men's Championship (Las Vegas), 11/25/25

Took 25+ FGs: Elston Turner (16-33), at Texas A&M, 2/23/13 (40T)
Took 20+ FGs: Johni Broome (7-20), at Auburn, 1/25/25

Shot 100 Percent (min. 7 FGM): Cameron Matthews (7-7), vs. Mississippi State in SEC Tournament (Nashville, Tenn.), 3/15/24

Shot 100 Percent (min. 4 FGM): Kadin Shedrick (5-5), vs. Texas in SEC Tournament (Nashville, Tenn.), 3/14/25

Shot over 75 Percent (min. 10 FGM): TyTy Washington Jr. (10-13), at Kentucky, 1/15/22

Shot over 75 Percent (min. 8 FGM): Jaemyn Brakefield (8-9), at Ole Miss, 3/5/25

Shot over 75 Percent (min. 5 FGM): Kadin Shedrick (5-5), vs. Texas in SEC Tournament (Nashville, Tenn.), 3/14/25

Made 8+ 3Ps: Jordan Burns (8-13), vs. Colgate in NCAA Tournament (Columbus, Ohio)
Made 7+ 3Ps: Reed Sheppard (7-10), vs. Kentucky, 3/9/24
Made 6+ 3Ps: Jason Edwards (6-10), vs. Vanderbilt, 2/15/25
Made 5+ 3Ps Without a Miss: Aric Holman (5-5), vs. Mississippi State in SEC Tournament (Nashville, Tenn.), 3/15/19
Made 3+ 3Ps Without a Miss: Koby Brea (3-3), vs. Kentucky, 1/28/24

Took 15+ 3Ps: Ralston Turner (8-17), at NC State, 12/17/14
Took 12+ 3Ps: Ryan Conwell (4-13), vs. Louisville, 12/16/25
Took 10+ 3Ps: Curtis Williams III (2-10), vs. Gardner-Webb, 12/21/25

Made 15+ FTs: Wade Taylor IV (16-17), at Texas A&M, 2/21/23
Made 10+ FTs: Kaspars Jakucionis (10-14), at Illinois, 12/14/24
Made 10+ FTs Without a Miss: Terrence Shannon Jr. (11-11), vs. Illinois, 12/9/23

Took 20+ FTs: Zach Edey (14-22), vs. Purdue in NCAA Tournament (Detroit), 3/31/24
Took 15+ FTs: Zach Edey (14-22), vs. Purdue in NCAA Tournament (Detroit), 3/31/24
Took 10+ FTs: Aaron Nkrumah (8-10), vs. Tennessee State, 11/20/25

Had 12+ Assists: Ashton Hagans (12), vs. Kentucky in SEC Tournament (Nashville, Tenn.), 3/16/19
Had 10+ Assists: Elliot Cadeau (10), at North Carolina, 11/29/23
Had 7+ Assists Without a Turnover: Elliot Cadeau (10), at North Carolina, 11/29/23

Had 6+ Steals: Brady Shoulders (6), vs. Mercer, 11/3/25
Had 5+ Steals: Brady Shoulders (6), vs. Mercer, 11/3/25

Had 7+ Blocks: Luke Kornet (7), vs. Vanderbilt, 2/22/17
Had 5+ Blocks: William Kyle III (6), at Syracuse, 12/2/25

Played Every Second: Davonte Davis (40:00), at Arkansas, 2/14/24

Converted 4-Point Play: Tyler Nickel (0:03 left in 1H), at Vanderbilt, 1/18/25

Scored at Buzzer to Win: DeAndre Gholston, vs. Missouri, 2/11/23 (35-foot runner after baseline inbound with 4.2 seconds left)

Had a 4x5 Game: Nate Britt (11pts, 7ast, 5reb, 5stl), at North Carolina, 12/11/16
Had a PTS/AST Double-Double: Ashton Hagans (10pts, 12ast), vs. Kentucky in SEC Tournament (Nashville, Tenn.), 3/16/19
Had a PTS/REB Double-Double: Nick Pringle (16pts, 14reb), vs. South Carolina, 3/8/25
Had a 20-Point Double-Double With Assists: Roosevelt Jones (21pts, 10ast), at Butler, 12/12/15
Had a 20-Point Double-Double With Rebounds: Norchad Omier (22pts, 10reb), vs. Baylor in Baha Mar Championship (Nassau, Bahamas), 11/22/24

Was Called for Technical Foul: Miles Kelly vs. Auburn in SEC Tournament (Nashville, Tenn.), 3/15/25

Was Ejected: Latrell Reid (two technical fouls), vs. Saint Peter's in NCAA Tournament (Charlotte, N.C.), 3/21/24



RICK BARNES

Head Coach | 11th Season at Tennessee | 39th Overall

CAREER RECORDS

Overall Record: 845-426
Conference Games: 382-257
Non-Conference Games (reg. season): 381-101
Conference Tournament: 44-35
NCAA Tournament: 33-29
NIT/CBI: 5-4
Overtime Games: 34-40
One-Point Games: 19-28
v. AP Top 25: 142-205 (54-96 v. T10 & 29-52 v. T5)

TENNESSEE RECORDS

Overall Record: 241-112
SEC Games: 112-67
Non-Conference Games (reg. season): 104-30
SEC Tournament: 13-8
NCAA Tournament: 12-7
Overtime Games: 5-6
One-Point Games: 2-6
v. AP Top 25: 46-44 (18-17 v. T10 & 12-11 vs. T5)

NATIONAL COACHING HONORS

2024 & 2025 Naismith Hall of Fame ballot
2019 Naismith Coach of the Year Award
2019 USBWA Henry Iba Coach of the Year Award
2018 Coach Wooden "Keys to Life" Award
2018 Naismith Coach of the Year runner-up
2011 USBWA Good Guy Award
2009 Wooden Legends of Coaching Award

LEAGUE COACHING HONORS (SIX)

1x SEC Coach of the Year (2018)
4x Big 12 Coach of the Year (2014, 2008, 2003, 1999)
1x CAA Co-Coach of the Year (1988)

DISTRICT COACHING HONORS (12)

2x NABC District 21 Coach of the Year (2019, 2018)
2x USBWA District 4 Coach of the Year (2019, 2018)
5x NABC District 9 Coach of the Year (2014, 2008, 2003, 2001, 1999)
2x USBWA District 7 Coach of the Year (2001, 1999)
1x NABC District 1 Coach of the Year (1989)

TEAM SUCCESS

33 postseason appearances (seven at UT)
29 NCAA Tournament berths (seven at UT)
10 Sweet 16s (four at UT)
Five Elite Eights (two at UT)
One Final Four
25 20-win seasons (six at UT)
13 25-win seasons (six at UT)
Four 30-win seasons (two at UT)

CHAMPIONSHIPS

1994 BIG EAST Tournament
1999 Big 12 regular season
2003 NCAA Tournament South Regional
2006 Big 12 co-regular season
2008 Big 12 co-regular season
2018 SEC co-regular season
2022 SEC Tournament
2024 SEC regular season

► RICK BARNES: CAREER BREAKDOWN

Year	School	Overall	Conference	Finish	Postseason	Rank	RPI/NET	KPom
1987-88	George Mason	20-10 (.667)	9-5 (.643)	T-2nd		-/-	103	n/a
Totals	One Season	20-10 (.667)	9-5 (.643)		0-0		103	
1988-89	Providence	18-11 (.621)	7-9 (.438)	T-6th	NCAA Tourn. Round of 64	-/-	29	n/a
1989-90	Providence	17-12 (.586)	8-8 (.500)	T-6th	NCAA Tourn. Round of 64	-/-	36	n/a
1990-91	Providence	19-13 (.594)	7-9 (.438)	T-7th	NIT Quarterfinals	-/-	53	n/a
1991-92	Providence	14-17 (.452)	6-12 (.333)	9th			119	n/a
1992-93	Providence	20-13 (.606)	9-9 (.500)	T-4th	NIT Semifinals	-/-	41	n/a
1993-94	Providence	20-10 (.667)	10-8 (.556)	T-4th	NCAA Tourn. Round of 64	-/-	23	n/a
Totals	Six Seasons	108-76 (.587)	47-55 (.461)		5-5 (0-3 NCAAT, 5-2 NIT)		50.2	
1994-95	Clemson	15-13 (.536)	5-11 (.313)	T-6th	NIT First Round	-/-	33	n/a
1995-96	Clemson	18-11 (.621)	7-9 (.438)	6th	NCAA Tourn. Round of 64	-/-	44	n/a
1996-97	Clemson	23-10 (.697)	9-7 (.563)	4th	NCAA Tourn. Sweet 16	14/8	39	11
1997-98	Clemson	18-14 (.563)	7-9 (.438)	T-4th	NCAA Tourn. Round of 64	-/-	25	13
Totals	Four Seasons	74-48 (.607)	28-36 (.438)		2-4 (2-3 NCAAT, 0-1 NIT)		35.3	
1998-99	Texas	19-13 (.594)	13-3 (.813)	1st	NCAA Tourn. Round of 64	-/-	45	45
1999-00	Texas	24-9 (.727)	13-3 (.813)	2nd	NCAA Tourn. Round of 32	15/21	8	8
2000-01	Texas	25-9 (.735)	12-4 (.750)	T-2nd	NCAA Tourn. Round of 64	18/-	13	27
2001-02	Texas	22-12 (.647)	10-6 (.625)	T-3rd	NCAA Tourn. Sweet 16	-/T18	15	27
2002-03	Texas	26-7 (.788)	13-3 (.813)	2nd	NCAA Tourn. Final Four	5/3	5	7
2003-04	Texas	25-8 (.758)	12-4 (.750)	T-2nd	NCAA Tourn. Sweet 16	12/10	9	17
2004-05	Texas	20-11 (.645)	9-7 (.563)	T-5th	NCAA Tourn. Round of 64	-/-	38	28
2005-06	Texas	30-7 (.811)	13-3 (.813)	T-1st	NCAA Tourn. Elite Eight	9/9	10	3
2006-07	Texas	25-10 (.714)	12-4 (.750)	3rd	NCAA Tourn. Round of 32	11/16	26	25
2007-08	Texas	31-7 (.816)	13-3 (.813)	T-1st	NCAA Tourn. Elite Eight	7/5	6	9
2008-09	Texas	23-12 (.657)	9-7 (.563)	T-4th	NCAA Tourn. Round of 32	-/23	38	22
2009-10	Texas	24-10 (.706)	9-7 (.563)	T-6th	NCAA Tourn. Round of 64	-/-	35	19
2010-11	Texas	28-8 (.778)	13-3 (.813)	2nd	NCAA Tourn. Round of 32	8/16	11	5
2011-12	Texas	20-14 (.588)	9-9 (.500)	6th	NCAA Tourn. Round of 64	-/-	57	32
2012-13	Texas	16-18 (.471)	7-11 (.389)	7th	CBI First Round	-/-	121	94
2013-14	Texas	24-11 (.686)	11-7 (.611)	T-3rd	NCAA Tourn. Round of 32	-/-	41	41
2014-15	Texas	20-14 (.588)	8-10 (.444)	T-6th	NCAA Tourn. Round of 64	-/-	51	24
Totals	17 Seasons	402-180 (.691)	186-94 (.664)		19-17 (19-16 NCAAT, 0-1 CBI)		31.1	25.5
2015-16	Tennessee	15-19 (.441)	6-12 (.333)	12th		-/-	142	103
2016-17	Tennessee	16-16 (.500)	8-10 (.444)	9th		-/-	80	57
2017-18	Tennessee	26-9 (.743)	13-5 (.722)	T-1st	NCAA Tourn. Second Round	13/16	10	13
2018-19	Tennessee	31-6 (.838)	15-3 (.833)	T-2nd	NCAA Tourn. Sweet 16	6/10	9	10
2019-20	Tennessee	17-14 (.548)	9-9 (.500)	8th	Canceled (COVID-19)	-/-	63	68
2020-21	Tennessee	18-9 (.667)	10-7 (.588)	4th	NCAA Tourn. Round of 64	-/-	13	28
2021-22	Tennessee	27-8 (.771)	14-4 (.778)	T-2nd	NCAA Tourn. Round of 32	5/15	7	9
2022-23	Tennessee	25-11 (.694)	11-7 (.611)	T-4th	NCAA Tourn. Sweet 16	20/16	5	6
2023-24	Tennessee	27-9 (.750)	14-4 (.778)	1st	NCAA Tourn. Elite Eight	5/5	7	5
2024-25	Tennessee	30-8 (.789)	12-6 (.667)	4th	NCAA Tourn. Elite Eight	5/5	5	5
2025-26	Tennessee	9-3 (.750)						
Totals	11th Season	241-112 (.683)	112-67 (.626)		12-7 (12-7 NCAAT)		34.1	30.4
OVERALL	39th Season	845-426 (.665)	382-257 (.598)		38-33 (33-29 NCAAT, 5-3 NIT, 0-1 CBI)		37.2	

BARNES: WHEN & WHERE

Home: 521-100 (145-25 at UT)
Away: 188-213 (52-56 at UT)
Neutral: 136-113 (44-31 at UT)
Food City Center: 145-26 (*one loss with Texas*)
November: 145-39 (51-15 at UT)
December: 200-56 (50-14 at UT)
January: 196-121 (54-29 at UT)
February: 178-121 (49-31 at UT)
March: 126-90 (37-23 at UT)
April: 0-1 (0-0 at UT)

BARNES: STREAKS

Wins: 19 (Nov. 28, 2019 to Feb. 13, 2019)
Home Wins: 31 (Jan. 6, 2018 to Dec. 4, 2019)
Conf. Wins: 11 (Jan. 5, 2019 to Feb. 13, 2019)
Losses: Five (3x; last Jan. 5, 2013 to Jan. 21, 2013)
Conf. Losses: Five (2x; last Jan. 5, 2013 to Jan. 21, 2013)

BARNES VS. CURRENT SEC COACHES

COACH	All	Tenn	Tex	Clem	PC	GM
Beard, Chris	1-2	1-2	-	-	-	-
Byington, Mark	1-1	1-1	-	-	-	-
Calipari, John	14-12	12-10	2-2	-	-	-
Gates, Dennis	2-2	2-2	-	-	-	-
Golden, Todd	2-3	2-3	-	-	-	-
Jans, Chris	3-2	3-2	-	-	-	-
McMahon, Matt	4-0	4-0	-	-	-	-
McMillan, Bucky	-	-	-	-	-	-
Miller, Sean	0-1	-	0-1	-	-	-
Moser, Porter	1-1	1-1	-	-	-	-
Oats, Nate	5-3	5-3	-	-	-	-
Paris, Lamont	5-1	5-1	-	-	-	-
Pearl, Steven	-	-	-	-	-	-
Pope, Mark	1-2	1-2	-	-	-	-
White, Mike	11-2	11-2	-	-	-	-
TOTAL	50-32	48-29	2-3			

vs. BARNES...

Beard, Chris	1-1 at Ole Miss, 1-0 at Texas
Byington, Mark	1-1 at Vanderbilt
Calipari, John	0-1 at Ark., 11-11 at Ken., 1-2 at Mem.
Gates, Dennis	2-2 at Missouri
Golden, Todd	3-2 at Florida
Jans, Chris	2-3 at Mississippi State
McMahon, Matt	0-3 at LSU, 0-1 at Murray State
McMillan, Bucky	N/A
Miller, Sean	1-0 at Arizona
Moser, Porter	0-1 at Oklahoma, 1-0 at Loyola Chi.
Oats, Nate	3-5 at Alabama
Paris, Lamont	1-4 at South Carolina, 0-1 at UTC
Pearl, Steven	N/A
Pope, Mark	2-1 at Kentucky
White, Mike	0-3 at Georgia, 2-8 at Florida

BARNES vs. THE SEC (202-121)

OPPONENT	All	Tenn	Tex	Clem	Prov	GMU
Alabama	7-6	7-5	-	-	0-1	-
Arkansas	11-7	8-6	3-1	-	-	-
Auburn	7-9	7-9	-	-	-	-
Florida	10-5	10-5	-	-	-	-
Georgia	8-7	7-5	1-1	0-1	-	-
Kentucky	13-14	12-12	0-1	1-1	-	-
LSU	7-9	6-6	1-3	-	-	-
Mississippi	9-4	9-4	-	-	-	-
Mississippi State	15-4	12-4	3-0	-	-	-
Missouri	19-12	8-5	10-7	1-0	-	-
Oklahoma	22-20	1-0	21-19	-	0-1	-
South Carolina	18-5	13-5	-	4-0	1-0	-
Tennessee	2-2	-	2-2	-	-	-
Texas	4-1	4-1	-	-	-	-
Texas A&M	33-11	8-4	23-7	2-0	-	-
Vanderbilt	17-5	16-5	1-0	-	-	-

CAREER WINS - ALL-TIME DI HEAD COACHES

RANK	COACH	SCHOOLS	WINS
1	Mike Krzyzewski	Two	1,202
2	Jim Boeheim	One	1,015
3	Bob Huggins	Five (four DI)	935
4	Jim Calhoun	Three (two DI)	920
5	Roy Williams	Two	903
6	Bob Knight	Three	902
7	Dean Smith	One	879
8	Adolph Rupp	One	876
9	Rick Barnes*	Five	845
10	John Calipari*	Four	844
11	Cliff Ellis	Four	831
12	Jim Phelan	One	830
13	Bill Self*	Four	826
14	Rollie Massimino	Five (three DI)	816
15	Kelvin Sampson*	Five (four DI)	810
16	Eddie Sutton	Five	806
17	Rick Byrd	Three (one DI)	805
T-18	Dana Altman*	Four	786
T-18	Lefty Driesell	Four	786
20	Lute Olson	Three	781

through Dec. 27, 2025 (min. 10 seasons as DI head coach)
 * indicates active coach

CAREER WINS - ACTIVE DI HEAD COACHES

RANK	COACH	SCHOOL	WINS
1	Rick Barnes	Tennessee	845
2	John Calipari	Arkansas	844
3	Bill Self	Kansas	826
4	Kelvin Sampson	Houston	810
5	Dana Altman	Oregon	786
6	Rick Pitino	St. John's	770
7	Mark Few	Gonzaga	753
8	Tom Izzo	Michigan State	748
9	Greg Kampe	Oakland	721
10	Steve Alford	Nevada	709
11	Lennie Acuff	Samford	650
12	Greg McDermott	Creighton	638
13	Scott Nagy	Southern Illinois	597
14	Herb Sendek	Santa Clara	583
15	Randy Bennett	Saint Mary's	573

through Dec. 27, 2025 (min. five seasons as DI head coach)

DI 30-WIN SEASONS - ACTIVE HEAD COACHES

RANK	COACH	SCHOOL	TOTAL
T-1	John Calipari	Arkansas	10
T-1	Bill Self	Kansas	10
3	Mark Few	Gonzaga	8
T-4	Tom Izzo	Michigan State	6
T-4	Rick Pitino	St. John's	6
T-4	Kelvin Sampson	Houston	6
7	Rick Barnes	Tennessee	4
8	Mick Cronin	UCLA	3
T-9	11-way tie		2

through Dec. 27, 2025 (only includes seasons at DI level)

DI 25-WIN SEASONS - ACTIVE HEAD COACHES

RANK	COACH	SCHOOL	TOTAL
1	Mark Few	Gonzaga	24
T-2	John Calipari	Arkansas	19
T-2	Bill Self	Kansas	19
4	Rick Pitino	St. John's	16
T-5	Randy Bennett	Saint Mary's	15
T-5	Tom Izzo	Michigan State	15
7	Rick Barnes	Tennessee	13
T-8	Matt Painter	Purdue	12
T-8	Kelvin Sampson	Houston	12
10	Thad Matta	Butler	10

through Dec. 27, 2025 (only includes seasons at DI level)



DI 20-WIN SEASONS - ALL-TIME HEAD COACHES

RANK	COACH	TOTAL	ACTIVE RANK
1	Mike Krzyzewski	37	
2	Jim Boeheim	34	
3	Dean Smith	30	
T-4	John Calipari	29	1st active
T-4	Bob Knight	29	
T-4	Roy Williams	29	
T-7	Bob Huggins	28	
T-7	Lute Olson	28	
T-9	Dana Altman	27	T-2nd active
T-9	Bill Self	27	T-2nd active
11	Mark Few	26	4th active
T-12	Rick Barnes	25	T-5th active
T-12	Rick Pitino	25	T-5th active
T-12	Kelvin Sampson	25	T-5th active
T-12	Eddie Sutton	25	
T-12	Jerry Tarkanian	25	
T-17	Jim Calhoun	24	
T-17	Tom Izzo	24	8th active
T-19	Lefty Driesell	22	
T-19	Mike Montgomery	22	

through Dec. 27, 2025 (only includes seasons at DI level)

CONSEC. DI 20-WIN SEASONS - ACTIVE HEAD COACHES

RANK	COACH	YEARS (SCHOOL)	TOTAL
1	Mark Few	2000-25 (Gonzaga)	26*
2	Bill Self	1999-17 (three schools)	19
T-3	Tom Izzo	2005-20 (Michigan State)	16
T-3	Thad Matta	2001-16 (three schools)	16
5	Dana Altman	2011-25 (Oregon)	15*
T-6	Rick Barnes	2000-12 (Texas)	13
T-6	Randy Bennett	2008-20 (Saint Mary's)	13
T-6	John Calipari	1991-96; 2001-07 (two schools)	13
T-9	John Calipari	2009-20 (two schools)	12
T-9	Kelvin Sampson	1997-2008 (two schools)	12

through Dec. 27, 2025 (min. five seasons as a DI head coach)

* indicates active streak

GAMES COACHED - ALL-TIME DI HEAD COACHES

RANK	COACH	TOTAL	ACTIVE RANK
1	Mike Krzyzewski	1,570	
2	Jim Boeheim	1,456	
3	Cliff Ellis	1,396	
4	Jim Phelan	1,354	
5	Jim Calhoun	1,317	
6	Bob Huggins	1,349	
7	Greg Kampe	1,283	1st active
8	Jerry Slocum	1,279	
9	Rollie Massimino	1,278	
10	Bob Knight	1,273	
11	Rick Barnes	1,271	2nd active
12	Jim Larranaga	1,252	
13	Rick Byrd	1,208	
14	Dana Altman	1,197	3rd active
15	Lou Henson	1,191	

through Dec. 27, 2025 (min. 10 seasons as DI head coach)

TOTAL SEASONS - ACTIVE HEAD COACHES

RANK	COACH	SCHOOL	TOTAL
1	Greg Kampe	Oakland	42 (27 DI)
2	Rick Barnes	Tennessee	39 (all DI)
3	Rick Pitino	St. John's	38 (all DI)
T-4	Dana Altman	Oregon	37 (all DI)
T-4	Kelvin Sampson	Houston	37 (33 NCAA/DI)
T-6	Lennie Acuff	Samford	35 (31 NCAA; seven DI)
T-6	Steve Alford	Nevada	35 (34 NCAA; 31 DI)
8	John Calipari	Arkansas	34 (all DI)
9	Bill Self	Kansas	33 (all DI)
T-10	Ron Hunter	Tulane	32 (28 DI)
T-10	Greg McDermott	Creighton	32 (25 DI)
T-10	Herb Sendek	Santa Clara	32 (all DI)

through 2025-26 season (min. five seasons as DI head coach)

CONSECUTIVE SEASONS AS ACTIVE HEAD COACH

RANK	COACH	SCHOOL	TOTAL
1	Greg Kampe	Oakland	42 (27 DI)
2	Rick Barnes	Tennessee	39 (all DI)
3	Dana Altman	Oregon	37 (all DI)
4	Steve Alford	Nevada	35 (34 NCAA; 31 DI)
T-5	Lennie Acuff	Samford	33 (31 NCAA; seven DI)
T-5	Bill Self	Kansas	33 (all DI)
T-7	Ron Hunter	Tulane	32 (28 DI)
T-7	Greg McDermott	Creighton	32 (25 DI)
T-9	Tom Izzo	Michigan State	31 (all DI)
T-9	Scott Nagy	Wright State	31 (21 DI)

through 2025-26 season (min. five seasons as DI head coach)

■ NCAA DI TOURNAMENT BERTHS - ALL-TIME DI HEAD COACHES

RANK	COACH	SCHOOLS	BERTHS
1	Mike Krzyzewski	Duke	36
2	Jim Boeheim	Syracuse	35
3	Roy Williams	Kansas, North Carolina	30
4	Rick Barnes*	Four schools	29
5	Bob Knight	Indiana, Texas Tech	28
T-6	Tom Izzo*	Michigan State	27
T-6	Lute Olson	Iowa, Arizona	27
T-6	Dean Smith	North Carolina	27
9	Bob Huggins	Three schools	26
T-10	Mark Few*	Gonzaga	25
T-10	Bill Self*	Three schools	25
T-10	Eddie Sutton	Four schools	25
13	Denny Crum	Louisville	23
T-14	Jim Calhoun	Northeastern, Connecticut	22
T-14	John Calipari*	Four schools	22
T-16	Dana Altman*	Three schools	20
T-16	Lon Kruger	Five schools	20
T-16	Rick Pitino*	Six schools	20
T-16	Adolph Rupp	Kentucky	20
T-16	John Thompson	Georgetown	20

through 2024-25 season | * indicates active coach

■ NCAA DI TOURNAMENT BERTHS - ACTIVE DI HEAD COACHES

RANK	COACH	SCHOOLS	BERTHS
1	Rick Barnes	Four	29
2	Tom Izzo	One	27
T-3	Mark Few	One	25
T-3	Bill Self	Three	25
5	John Calipari	Four	22
T-6	Rick Pitino	Six	20
T-6	Kelvin Sampson	Four	20
T-8	Dana Altman	Three	17
T-8	Matt Painter	Two	17
T-10	Mick Cronin	Three	15
T-10	Jamie Dixon	Two	15

through 2024-25 season

■ CONSECUTIVE NCAA DI TOURNAMENT BERTHS - ALL-TIME DI HEAD COACHES

RANK	COACH	YEARS (SCHOOL)	BERTHS
1	Tom Izzo*	1998-2025 (Michigan State)	27*
2	Mark Few*	2000-25 (Gonzaga)	25*
3	Mike Krzyzewski	1996-2019 (Duke)	24
4	Dean Smith	1975-97 (North Carolina)	23
5	Roy Williams	1990-2009 (two schools)	20
6	Bill Self*	1999-2017 (two schools)	18
7	Rick Barnes*	1996-2012 (two schools)	17
8	Bob Knight	1986-2000 (Indiana)	15
T-9	Bob Huggins	1992-2005 (Cincinnati)	14
T-9	Lute Olson	1985-98 (Arizona)	14
T-9	Tubby Smith	1994-2007 (three schools)	14
T-9	Bo Ryan	2002-15 (Wisconsin)	14
T-9	John Thompson	1979-92 (Georgetown)	14

through 2024-25 season

* indicates active coach | * indicates active streak

■ CONSECUTIVE NCAA DI TOURNAMENT BERTHS - ACTIVE DI HEAD COACHES

RANK	COACH	YEARS (SCHOOL)	BERTHS
1	Tom Izzo	1998-2025 (Michigan State)	27*
2	Mark Few	2000-25 (Gonzaga)	25*
3	Bill Self	1999-2017 (two schools)	18
4	Rick Barnes	1996-2012 (two schools)	17
5	Mick Cronin	2011-23 (two schools)	12
T-6	Matt Painter	2015-25 (Purdue)	10*
T-6	Kelvin Sampson	1995-2003 (Oklahoma)	9
8	Jamie Dixon	2004-11 (Pittsburgh)	8
T-9	Rick Barnes	2019-25 (Tennessee)	7*
T-9	Thad Matta	2009-2015 (Ohio State)	7
T-9	Kelvin Sampson	2019-25 (Houston)	7*

through 2024-25 season | * indicates active streak

■ NCAA DI TOURNAMENT GAMES - ACTIVE DI HEAD COACHES

RANK	COACH	SCHOOLS	GAMES
1	Tom Izzo	Michigan State	84
2	Bill Self	Three schools	76
3	John Calipari	Four schools	71
4	Mark Few	Gonzaga	69
5	Rick Barnes	Four schools	62
6	Rick Pitino	Five schools	59
7	Kelvin Sampson	Four schools	51
8	Matt Painter	Southern Illinois, Purdue	41
9	Thad Matta	Three schools	37
10	Dana Altman	Three schools	36

through 2024-25 season

■ NCAA DI TOURNAMENT WINS - ACTIVE DI HEAD COACHES

RANK	COACH	SCHOOLS (by apps)	GAMES
1	Tom Izzo	Michigan State	59
2	Bill Self	Three schools	53
3	John Calipari	Three schools	50
4	Mark Few	Gonzaga	44
5	Rick Pitino	Five schools	40
6	Rick Barnes	Four schools	33
7	Kelvin Sampson	Four schools	31
8	Thad Matta	Three schools	24
9	Matt Painter	Purdue	24
10	Scott Drew	Baylor	21

through 2024-25 season

■ NCAA TOURNAMENT AT FOUR DI SCHOOLS - ALL-TIME HEAD COACHES (17 total; seven active)

COACH	SCHOOLS
Steve Alford* (5)	Missouri State, Iowa, New Mexico, UCLA, Nevada
Rick Barnes*	Providence, Clemson, Texas, Tennessee
Chris Beard*	Little Rock, Texas Tech, Texas, Ole Miss
John Beilein	Cainisius, Richmond, West Virginia, Michigan
John Calipari*	UMass, Memphis, Kentucky, Arkansas
Lefty Driesell	Davidson, Maryland, James Madison, Georgia State
Cliff Ellis	South Alabama, Clemson, Auburn, Coastal Carolina
Larry Eustachy	Utah State, Iowa State, Southern Miss, Colorado State
Jim Harrick	Pepperdine, UCLA, Rhode Island, Georgia
Ben Howland	Northern Arizona, Pittsburgh, UCLA, Mississippi State
Lon Kruger (5)	Kansas State, Florida, Illinois, UNLV, Oklahoma
Fran McCaffery*	Lehigh, UNC Greensboro, Siena, Iowa
Tom Penders	Rhode Island, Texas, George Washington, Houston
Rick Pitino* (6)	Boston U., Providence, Kentucky, Louisville, Iona, St. John's
Kelvin Sampson*	Washington State, Oklahoma, Indiana, Houston
Tubby Smith (5)	Tulsa, Georgia, Kentucky, Minnesota, Texas Tech
Eddie Sutton	Creighton, Arkansas, Kentucky, Oklahoma State

through 2024-25 season

* indicates active coach

■ NCAA TOURNAMENT BERTHS - ACTIVE SEC COACHES

RANK	COACH	SCHOOL	BERTHS
1	Rick Barnes	Tennessee	29
2	John Calipari	Arkansas	22
3	Sean Miller	Texas	11
4	Nate Oats	Alabama	8
T-5	Chris Beard	Ole Miss	6
T-5	Chris Jans	Mississippi State	6
7	Mike White	Georgia	5
T-8	Dennis Gates	Missouri	3
T-8	Todd Golden	Florida	3
T-8	Matt McMahon	LSU	3
T-8	Porter Moser	Oklahoma	3
T-8	Mark Pope	Kentucky	3
T-13	Mark Byington	Vanderbilt	2
T-13	Lamont Paris	South Carolina	2
15	Bucky McMillan	Texas A&M	1
16	Steven Pearl	Auburn	0

through 2024-25 season

■ NCAA TOURNAMENT WINS - ACTIVE SEC COACHES

RANK	COACH	SCHOOL	WINS
1	John Calipari	Arkansas	50
2	Rick Barnes	Tennessee	33
3	Sean Miller	Texas	20
T-4	Chris Beard	Ole Miss	13
T-4	Nate Oats	Alabama	13
6	Mike White	Georgia	7
T-7	Todd Golden	Florida	6
T-7	Porter Moser	Oklahoma	6
T-9	Matt McMahon	LSU	2
T-9	Mark Pope	Kentucky	2
T-11	Mark Byington	Vanderbilt	1
T-11	Chris Jans	Mississippi State	1
T-11	Dennis Gates	Missouri	1
T-14	Bucky McMillan	Texas A&M	0
T-14	Lamont Paris	South Carolina	0
T-14	Steven Pearl	Auburn	0

through 2024-25 season

■ AP NO. 1 RANKING AT MULTIPLE DI SCHOOLS - ALL-TIME HEAD COACHES (seven total; three active)

COACH	SCHOOLS
Rick Barnes*	Texas, Tennessee
John Calipari*	UMass, Memphis, Kentucky (three)
Frank McGuire	St. John's, North Carolina, South Carolina (three)
Bruce Pearl	Tennessee, Auburn
Rick Pitino*	Kentucky, Louisville
Eddie Sutton	Arkansas, Kentucky
Roy Williams	Kansas, North Carolina

* indicates active coach

NOTE: Rick Barnes led Tennessee to the No. 1 ranking for four weeks in 2019 (Jan. 21-Feb. 17) and five in 2024-25 (Dec. 9-Jan. 5). He guided Texas to the No. 1 spot for two consecutive weeks in 2010 (Jan. 11-24), still the only time it has ever been atop the poll.

■ SWEET 16 BERTHS AT THREE DI SCHOOLS - ALL-TIME HEAD COACHES (12 total; four active)

COACH	SCHOOLS (YEARS)
Rick Barnes*	Clemson (1997), Texas (5x), Tennessee (3x)
Gene Bartow	Memphis (1973), UCLA (2x), UAB (2x)
John Calipari*	UMass (2x*), Memphis (3x*), Kentucky (8x)
Lon Kruger (4)	Kansas State (1988), Florida (1994), UNLV (2007), Oklahoma (2x)
Frank McGuire	St. John's (2x), North Carolina (1957), South Carolina (3x)
Ralph Miller	Wichita State (1964), Iowa (1970), Oregon State (1982)
Rick Pitino*	Providence (1987), Kentucky (5x), Louisville (3x*)
Bruce Pearl	Milwaukee (2005), Tennessee (3x), Auburn (2019)
Bill Self*	Tulsa (2000), Illinois (2x), Kansas (10x*)
Eddie Sutton (4)	Creighton (1974), Arkansas (4x), Kentucky (2x), Oklahoma State (6x)
Tubby Smith	Tulsa (2x), Georgia (1996), Kentucky (6x)
Bruce Weber	Southern Illinois (2002), Illinois (2x), Kansas State (2018)

through 2024-25 season

* indicates active coach

^ indicates one additional vacated appearance

+ indicates four additional vacated appearances

NOTE: Barnes is one of eight coaches—the others are John Calipari, Lon Kruger, Rick Pitino, Bruce Pearl, Bill Self, Tubby Smith and Bruce Weber—to achieve this feat in the 64-team era (since 1985).

■ 100+ WINS AT THREE DI SCHOOLS - ALL-TIME HEAD COACHES (27 total; six active)

COACH	SCHOOLS (WINS)
Steve Alford* (4)	Iowa (152), New Mexico (155), UCLA (124), Nevada (113)
Rick Barnes*	Providence (108), Texas (402), Tennessee (232)
John Beilein	Richmond (100), West Virginia (104), Michigan (277)
John Calipari*	UMass (189), Memphis (214), Kentucky (410)
Bobby Cremins	App State (100), Georgia Tech (354), Charleston (114)
Mike Davis	Indiana (115), UAB (122), Texas Southern (145)
Tom Davis	Lafayette (116), Boston College (100), Iowa (270)
Ed DeChellis	ETSU (105), Penn State (114), Navy (196)
Lefty Driesell (4)	Davidson (176), Maryland (348), James Madison (159), Georgia State (103)
Hugh Durham	Florida State (230), Georgia (297), Jacksonville (106)
Cliff Ellis (4)	South Alabama (171), Clemson (177), Auburn (186), Coastal Carolina (297)
Larry Eustachy	Iowa State (101), Southern Miss (142), Colorado State (121)
Seth Greenberg	Long Beach State (105), USF (108), Virginia Tech (170)
Jeff Jones	Virginia (146), American (211), Old Dominion (203)
Bob Knight	Army West Point (102), Indiana (662), Texas Tech (138)
Lon Kruger	Florida (104), UNLV (161), Oklahoma (179)
Jim Larrañaga	Bowling Green (170), George Mason (273), Miami (274)
Frank McGuire	St. John's (102), North Carolina (164), South Carolina (283)
Mike Montgomery	Montana (154), Stanford (393), Cal (130)
Tom Penders	Fordham (125), Texas (208), Houston (121)
Kelvin Sampson*	Washington State (103), Oklahoma (281), Houston (299)
Herb Sendek*	NC State (191), Arizona State (159), Santa Clara (161)
Jerry Tarkanian	Long Beach State (116), UNLV (509), Fresno State (104)
Billy Tubbs	Oklahoma (333), TCU (156), Lamar (121)
Butch von Breda Kolf	Lafayette (132), Hofstra (215), Princeton (103)
Bruce Weber	Southern Illinois (103), Illinois (210), Kansas State (184)
Buzz Williams*	Marquette (139), Virginia Tech (100), Texas A&M (118)

through 2024-25 season

* indicates active coach

■ 200+ WINS AT TWO DI SCHOOLS - ALL-TIME HEAD COACHES (19 total; six active)

COACH	SCHOOLS (WINS)
Dana Altman*	Creighton (327), Oregon (370)
Rick Barnes*	Texas (402), Tennessee (232)
Jim Calhoun	Northeastern (248), Connecticut (625)
John Calipari*	Memphis (214), Kentucky (408)
Fran Dunphy*	Penn (310), Temple (270)
Hugh Durham	Florida State (230), Georgia (297)
Lou Henson	Illinois (423), New Mexico State (289)
Bob Huggins	Cincinnati (399), West Virginia (345)
Jeff Jones	American (211), Old Dominion (203)
Jim Larrañaga	George Mason (273), Miami (274)
Bob Marlin	Sam Houston State (225), Louisiana (269)
Neil McCarthy	Weber State (205), New Mexico State (226)
Ralph Miller	Wichita State (202), Oregon State (342)
Johnny Orr	Michigan (209), Iowa State (218)
Rick Pitino*	Kentucky (219), Louisville (293)
Kelvin Sampson*	Oklahoma (281), Houston (299)
Norm Sloan	Florida (232), NC State (266)
Eddie Sutton	Arkansas (260), Oklahoma State (368)
Roy Williams	Kansas (418), North Carolina (485)

through 2024-25 season

* indicates active coach

NOTE: The only six coaches on the above two lists (100 x3 and 200 x2) are Rick Barnes, John Calipari, Hugh Durham, Jeff Jones, Jim Larrañaga and Kelvin Sampson. Just three of them are active.

NOTE: Vacated NCAA Tournament appearances/wins are not included.

BARNES PRODUCES PROS

- Through 2024-25, **Rick Barnes** has sent 46 players to the NBA across 38 seasons as a head coach. He has produced 35 NBA Draft choices, including 19 first-rounders, eight lottery picks, six top-10 selections, three top-five choices and two No. 2 overall picks. Eight of those players were one-and-done phenoms. Barnes' 35 draftees have combined to make over \$1.56 billion dollars in NBA contracts, through the 2024-25 season.

NBA DRAFT CHOICES AS HEAD COACH (35)

YEAR	PLAYER	SCHOOL	RD (PICK)	TEAM
1990	Abdul Shamsid-Deen	Providence	2nd (53)	Seattle
1991	Eric Murdock	Providence	1st (21)	Utah
1994	Dickey Simpkins	Providence	1st (21)	Chicago
1994	Michael Smith	Providence	2nd (35)	Sacramento
1995	Eric Williams+	Providence	1st (14)	Boston
1995	Troy Brown+	Providence	2nd (45)	Atlanta
1997	Austin Croshere+	Providence	1st (12)	Indiana
1998	Greg Buckner	Clemson	2nd (53)	Dallas
1999	Kris Clack	Texas	2nd (55)	Boston
2000	Chris Mihm	Texas	1st (7)	Chicago
2002	Chris Owens	Texas	2nd (48)	Milwaukee
2003	T.J. Ford	Texas	1st (8)	Milwaukee
2004	Royal Ivey	Texas	2nd (37)	Atlanta
2006	LaMarcus Aldridge*	Texas	1st (2)	Chicago
2006	P.J. Tucker	Texas	2nd (35)	Toronto
2006	Daniel Gibson	Texas	2nd (42)	Cleveland
2007	Kevin Durant*	Texas	1st (2)	Seattle
2008	D.J. Augustin	Texas	1st (9)	Charlotte
2010	Avery Bradley*	Texas	1st (19)	Boston
2010	Damion James	Texas	1st (24)	Atlanta
2010	Dexter Pittman	Texas	2nd (32)	Miami
2011	Tristan Thompson*	Texas	1st (4)	Cleveland
2011	Jordan Hamilton	Texas	1st (26)	Dallas
2011	Cory Joseph*	Texas	1st (29)	San Antonio
2015	Myles Turner*	Texas	1st (11)	Indiana
2019	Grant Williams	Tennessee	1st (22)	Boston
2019	Admiral Schofield	Tennessee	2nd (42)	Philadelphia
2019	Jordan Bone	Tennessee	2nd (57)	New Orleans
2021	Keon Johnson*	Tennessee	1st (21)	New York
2021	Jaden Springer*	Tennessee	1st (28)	Philadelphia
2022	Kennedy Chandler*	Tennessee	2nd (38)	San Antonio
2023	Julian Phillips*	Tennessee	2nd (35)	Boston
2024	Dalton Knecht	Tennessee	1st (17)	L.A. Lakers
2025	Chaz Lanier*	Tennessee	2nd (37)	Detroit
2025	Jahmai Mashack	Tennessee	2nd (59)	Houston

* indicates Barnes was no longer there when player finished his career
% indicates one-and-done selection
& indicates player transferred in after beginning career elsewhere

ADDITIONAL NBA PLAYERS (UNDRAFTED) AS HEAD COACH (11)

YEAR	PLAYER	SCHOOL	TEAM
1992	Marty Conlon	Providence	Seattle
1996	Marques Bragg	Providence	Minnesota
2000	Ira Bowman%	Providence	Philadelphia
1997	Devin Gray	Clemson	Sacramento
2000	Harold Jamison	Clemson	Miami
2002	Maurice Evans&	Texas	Minnesota
2005	James Thomas	Texas	Portland
2017	Sheldon McClellan%	Texas	Washington
2017	Isaiah Taylor+	Texas	Houston
2020	Kyle Alexander	Tennessee	Miami
2022	Yves Pons	Tennessee	Memphis

* indicates year player made his NBA debut
% indicates player transferred out and completed career elsewhere
& indicates player transferred in after beginning career elsewhere
+ indicates Barnes was no longer there when player finished his career

- In eight years as an assistant coach, **Rick Barnes** helped seven players from three different schools reach the NBA. Six were chosen in the NBA Draft, including four in the first round, two in the top 10 and one in the top three.

NBA PLAYERS AS ASSISTANT COACH (SEVEN)

YEAR	PLAYER	SCHOOL	RD (PICK)	TEAM
1986	Buck Johnson	Alabama	1st (20)	Houston
1987	Dennis Hopson	Ohio State	1st (3)	New Jersey
1987	Derrick McKey+	Alabama	1st (9)	Seattle
1987	Jim Farmer III+	Alabama	1st (20)	Dallas
1988	Ricky Wilson+	George Mason	3rd (52)	Chicago
1989	Michael Ansley+	Alabama	2nd (37)	Orlando
1989	Rob Rose+	George Mason	UDFA	LA Clippers

* indicates Barnes was no longer there when player finished his career

- In total, **Rick Barnes** has helped guide 53 players to the NBA. He has coached 41 NBA Draft choices, 23 first-rounders, 10 lottery picks, eight top-10 draftees, four top-five selections and three top-three picks.

HALL CALLS

- Rick Barnes** was announced on 12/21/23 as a first-time nominee for the Naismith Memorial Basketball Hall of Fame. He was among 17 first-time picks on the 2024 North American ballot, alongside names such as **Vince Carter**, **Mike Gminski**, **Bill Laimbeer** and the 2008 U.S. Olympic Redeem Team.
- Barnes, on 12/19/24, returned to the 2025 ballot and then on 12/19/25 made the cut for the 2026 ballot.
- Barnes is one of just three active college coaches on the 2025 ballot nominated as coaches, alongside **Mark Few** (second year) and **Kelvin Sampson** (first), while **Penny Hardaway** (third) is listed as a player.
- A three-time TSWA Coach of the Year (2018, 2019, 2022), Barnes won the 2025 Tennessee Sports Hall of Fame Pat Summitt Lifetime Achievement Award.
- Rick Barnes** joined the North Carolina Sports Hall of Fame at the 59th annual induction event on 4/21/23, at the Raleigh Convention Center. Barnes was one of the first 10 people inducted to the NCSHF as a coach and the fifth Lenoir-Rhyne alumnus.
- Barnes took his place in the University of Texas Hall of Honor in 2014, while still coaching there.
- A native of Hickory, N.C., Barnes earned induction into the Catawba County Sports Hall of Fame in 2007 in just its seventh enshrinement class.
- Barnes has been a member of the Lenoir-Rhyne Sports Hall of Fame since his 2002 induction.

TREMENDOUS COACHING TREE

- Rick Barnes** has seen 16 of his assistants become head coaches, including 15 doing so at the DI level.

COACH HEAD COACHING JOBS

COACH	HEAD COACHING JOBS
Kim English	George Mason, Providence*
Dennis Felton	Western Kentucky, Georgia, Cleveland State
Fran Fraschilla	Manhattan, St. John's, New Mexico
Frank Haith	Miami, Missouri, Tulsa
Rob Lanier	Siena, Georgia State, SMU, Rice*
Jai Lucas (special asst.)	Miami*
Ed Kohtala	Alma (DIII)
Ken McDonald	Western Kentucky, Austin Toros (G League)
Chris Ogden	UT Arlington
Desmond Oliver	East Tennessee State
Michael Schwartz	East Carolina*
Herb Sendek	Miami (OH), NC State, Arizona State, Santa Clara*
Larry Shvatt	Clemson, Wyoming
Russell Springmann	Oral Roberts
Ricky Stokes	Virginia Tech, East Carolina
Rodney Terry	Fresno State, UTEP, Texas

orange = former Tennessee assistants/support staff * current

BARNES' BIG-TIME BALLERS

- Rick Barnes** has coached 13 All-Americans, 21 first team all-conference honorees, two national players of the year and six conference players of the year.

ALL-AMERICANS

YEAR	PLAYER	SCHOOL	OUTLETS	TEAM
1991	Eric Murdock	Providence	consensus	2nd
2000	Chris Mihm	Texas	consensus	2nd
2003	T.J. Ford	Texas	consensus	1st
2006	LaMarcus Aldridge	Texas	NABC	3rd
2006	P.J. Tucker	Texas	consensus	2nd
2007	Kevin Durant	Texas	consensus	1st
2008	D.J. Augustin	Texas	consensus	1st
2010	Damion James	Texas	TSN / AP	2nd / 3rd
2011	Jordan Hamilton	Texas	consensus	2nd
2019	Grant Williams	Tennessee	consensus	1st
2024	Dalton Knecht	Tennessee	consensus	1st
2025	Zakai Zeigler	Tennessee	all four	3rd
2025	Chaz Lanier	Tennessee	NABC, TSN	3rd

NATIONAL PLAYERS OF THE YEAR

YEAR	PLAYER	SCHOOL	OUTLETS
2003	T.J. Ford	Texas	Naismith, TSN, Wooden
2007	Kevin Durant	Texas	consensus

CONFERENCE PLAYERS OF THE YEAR

YEAR	PLAYER	SCHOOL	CONFERENCE
1998	Kenny Sanders	George Mason	CAA
2006	P.J. Tucker	Texas	Big 12
2007	Kevin Durant	Texas	Big 12
2018	Grant Williams	Tennessee	SEC
2019	Grant Williams	Tennessee	SEC
2024	Dalton Knecht	Tennessee	SEC



FOLLOW THE TEAM ON INSTAGRAM

@amareeabram — Amaree Abram, senior guard
@ament_nate — Nate Ament, freshman forward
@bishopb0swell — Bishop Boswell, sophomore guard
@dewaynebrown2 — DeWayne Brown II, freshman forward
@ethanburg35 — Ethan Burg, sophomore guard
@jaylenicarey — Jaylen Carey, junior forward
@campbell_duncan44 — Campbell Duncan, sophomore guard
@marriiii1 — Amari Evans, freshman guard
@jpestrella13 — J.P. Estrella, redshirt sophomore forward
@k0b1g — Ja'Kobi Gillespie, senior guard
@troymhenderson — Troy Henderson, freshman guard
@grant_hurst — Grant Hurst, redshirt senior guard
@okpara_felix — Felix Okpara, senior forward
@clarencemb — Clarence Massamba, freshman guard
@gavin_p10 — Gavin Paull, sophomore guard
@cadehillips12 — Cade Phillips, junior forward

Visit player bio pages on UTSports.com for additional social media handles, including X/Twitter.



FOLLOW THE BEAT

Here is a list of in-state media members who cover Tennessee men's basketball and tweet about the Vols:

@Ric_Butler — Ric Butler, RockyTopInsider.com
@DaneBradshaw — Dane Bradshaw, SEC Network
@EmCochranetv — Emilie Rae Cochrane, WBIR-TV
@PaigeDauerFDP — Paige Dauer, Full Disclosure Prods.
@cdortch — Chris Dortch, Blue Ribbon Yearbook
@Gentry_Estes — Gentry Estes, The Tennessean
@VinceSports — Vince Ferrara, The Sports Animal WNML
@CamilleGearTV — Camille Gear, WBIR-TV
@samgranville1etv — Sam Granville, WATE-TV
@Stevie_Hamer — Steve Hamer, Vol Network
@JimmyHyams — Jimmy Hyams, The Sports Animal WNML
@CalebJarreau16 — Caleb Jarreau, The Daily Times
@caseykaytv — Casey Kay, WATE-TV
@tennvoice — Mike Keith, Vol Network
@Volquest_Rob — Rob Lewis, Volquest.com
@clofton606 — Chris Lofton, Vol Network
@TrevorMcGee12 — Trevor McGee, The Daily Beacon
@BenMcKee14 — Ben McKee, GoVols247.com
@ElijahNixon18 — Elijah Nixon, WBIR-TV
@DavidSpaschall — David Paschall, Chatt. Times Free Press
@GrantRamey — Grant Ramey, GoVols247.com
@joerexrode — Joe Rexrode, The Athletic
@ryleerobinsontv — Rylee Robinson, WVLT-TV
@Samrothman_ — Sam Rothman, WATE-TV
@wesruckerTBA — Wes Rucker, WBIR-TV
@wvlttrick — Rick Russo, WVLT-TV
@alex_sarkis10 — Alex Sarkis, The Daily Beacon
@JohnSartoriTV — John Sartori, WVLT-TV
@rschump00 — Ryan Schumpert, RockyTopInsider.com
@TheRonSlay — Ron Slay, SEC Network & 104.5 The Zone
@RyanTSylvia — Ryan Sylvia, RockyTopInsider.com
@TeresaMWalker — Teresa Walker, Associated Press
@Josh_Ward — Josh Ward, The Sports Animal WNML
@JWilkerson — John Wilkerson, Vol Network
@ByMikeWilson — Mike Wilson, Knoxville News Sentinel

You can help Ben McKee, a father of two young children, in his fight against cancer by donating to the GoFundMe set up for him.



THIRD YEAR AS FOOD CITY CENTER

Tennessee Vice Chancellor/Director of Athletics **Daniel J. White** announced on 8/23/23 a multi-year naming-rights agreement with longtime UT Athletics corporate champion Food City to rebrand UT's on-campus arena.

The agreement with Food City was negotiated by Tennessee Athletics' multimedia rights partner, LEARFIELD/The Vol Network. The overall commitment from Food City, a private and family-owned company, will allow UT to invest in excess of \$20 million over 10 years and will aid new and needed renovations of the arena and upgrades to the facility's interior and exterior.

ON THE BENCH



JUSTIN GAINEY

Associate Head Coach • NC State, 2000

- In his 20th year at the college level, including his 14th as a coach, Gainey is in his fifth season at Tennessee, including his fourth as associate head coach.
- Prior to coming to Tennessee in April 2021, Gainey spent the 2020-21 season as the associate head coach at Marquette, where he also worked from 2014-17.
- In between his stints in Milwaukee, Gainey was an assistant coach at Santa Clara in 2017-18 and Arizona from 2018-20.
- The High Point, N.C., native was a standout point guard at NC State, starting 103 games from 1996-2000, and went 2-2 in matchups with Rick Barnes-led Clemson.



GREGG POLINSKY

Assistant Coach • Northern Arizona, 1981

- Now in his fifth year on the Tennessee staff, Polinsky served as a volunteer analyst in 2021-22 and was promoted to assistant coach following the season.
- The St. Louis native was a DI head coach at Georgia Southern (1995-99), as well as an assistant at Texas (1983-86), Alabama (1986-94) and Howard College (1981-83).
- Spent over two decades in NBA scouting and front-office positions with the New Jersey/Brooklyn Nets (1999-2018) and the Detroit Pistons (2018-21).
- The Ladue High School Sports Hall of Famer played at New Mexico for two seasons before transferring to Northern Arizona for the final season of his college career.



AMORROW MORGAN

Assistant Coach • Idaho State, 2012

- Hired in May 2025 to join the Tennessee staff, bringing 12 years of collegiate coaching experience, including eight at the Division I level and two in the ACC.
- Previously worked at Cal, Loyola Chicago, South Alabama, Nicholls State, Henderson State (Ark.), Our Lady of the Lake (Texas) and Illinois-Springfield.
- Coached top-20 NBA Draft pick Jalon Tyson and ACC Sixth Man of the Year Jeremiah Wilkinson at Cal, plus helped Loyola Chicago reach 2022 NCAA Tournament.
- The Memphis, Tenn., native graduated from Cordova High School and then became a two-time All-Big Sky selection at Idaho State and multi-year pro player.



BRYAN LENTZ

Assistant Coach • Lenoir-Rhyne (N.C.), 2000

- The Hickory, N.C., native came to Rocky Top in 2018-19 and is in his eighth season on staff at Tennessee, including his second as an assistant coach.
- Worked for Rick Barnes for four years at Texas, serving as a special assistant/video coordinator from 2010-14, and helped develop five NBA players.
- Son of John Lentz, the Lenoir-Rhyne head coach for 29 years (432-374 from 1986-2015) and Rick Barnes' college roommate at the then-NAIA school in Hickory.
- Spent the 2014-18 seasons as an assistant coach at Appalachian State in Boone, N.C., as well as the 2001-10 campaigns at his alma mater, Lenoir-Rhyne.



STEVE McCLAIN

Assistant Coach • Chadron State (Neb.), 1984

- In his first year at Tennessee, but has 43 prior years of coaching experience, including 31 at the DI level, 13 with Power Five teams and 17 as a head coach.
- Served as the head coach at UIC (2015-20), Wyoming (1998-2007) and Hutchinson Community College (1991-94), winning the 1994 NJCAA title at the latter.
- The Orient, Iowa, native has also worked at schools such as Texas (2022-25), Georgia (2020-22), Indiana (2010-15), Colorado (2007-10) and TCU (1994-98).
- The 2001-02 Mountain West Coach of the Year has tutored future NBA players such as Alec Burks, Toumani Camara, Victor Oladipo, Noah Vonleh and Cody Zeller.



MARY-CARTER EGGERT

Director of Basketball Operations • Tennessee, 2011

- A two-time Tennessee graduate, Eggert is in her 11th season working in the lead basketball operations role, dating back to Rick Barnes' first season.
- Part of a select group of females in a DOBO or Chief of Staff role in DI men's basketball, including an even smaller number at the Power Five level.
- The Richmond, Va., native spent three years on UT's media relations staff (2012-15), working closely with the Tennessee football program from 2012 to 2014.
- A Tennessee alumna who has worked with UT athletics in some capacity since arriving on campus as a freshman in 2007.



GARRETT MEDENWALD

Director of Sports Performance • Wisconsin-Whitewater, 2013

- In his 11th season at Tennessee, as he joined Rick Barnes from day one, after working for him as a graduate manager (2012-14) and strength intern (2014-15) at Texas.
- The Green Bay, Wis., native was a running back at UW-Whitewater, where he helped lead the Warhawks to back-to-back national championships in 2010 and 2011.
- An elite powerlifter, Medenwald was a national qualifier in Olympic weightlifting and served as a coach and co-founder of the UW-Whitewater Olympic Lifting Club.
- Helped a Volunteer post the best max vertical leap at the 2023 (Julian Phillips), 2022 (Kennedy Chandler) and 2021 (Keon Johnson) NBA Draft Combines.



CHAD NEWMAN

Athletic Trainer • Tennessee, 1994

- In his 31st season working at Tennessee, including his 30th with the basketball program, the latter dating to Sept. 1996 during his final year as a UT master's student.
- A two-time Tennessee alum, Newman is in his 36th consecutive academic year on the UT campus after first coming to Knoxville, Tenn., as an undergrad in 1990.
- Under Newman's care, the Volunteers have won five SEC titles and reached the postseason 22 times, with 18 NCAA Tournament berths and nine Sweet 16 trips.
- The Chattanooga, Tenn., native is the SEC Sports Medicine Committee treasurer and was the 2009 Tennessee Athletic Trainer's Society Athletic Trainer of the Year.



LUCAS CAMPBELL

Director of Player Personnel/Recruiting Coordinator • Tennessee, 2019

- In his sixth year—fourth of his second stint—on staff at Tennessee, previously serving as a GA (2019-21), director of recruiting (2022-24) and assistant coach (2024-25).
- Spent the 2021-22 season as ETSU's director of basketball operations under then-head coach Desmond Oliver, a former Rick Barnes assistant at Tennessee.
- A four-year walk-on (2015-19) for the Volunteers, Campbell joined the program during Barnes' first year at the helm and appeared in 16 games as a collegian.
- The Knoxville, Tenn., native helped UT to a 57-15 record, an SEC regular season title, two NCAA Tournament bids and a Sweet 16 in his final two years as a player.



LUKE SCHAPKER

Director of Video and Analytics • Bowling Green, 2018

- Now is in his eighth year with the Tennessee basketball program after first coming to Rocky Top as a graduate assistant in 2018-19.
- Viewed by Rick Barnes as an indispensable member of the Tennessee staff, as he is among Barnes' most trusted analytical minds.
- The Evansville, Ind., native earned a master's degree in sport management from Tennessee in 2020 and was retained following his graduate assistantship.
- Worked for four years as a men's basketball student manager, including three years as a head manager, at Bowling Green during his undergraduate tenure.



SCOTT DAUGHTRY

Director of Strategy • Tennessee, 2023

- In his first season as a full-time staff member at Tennessee after being hired by Rick Barnes in June 2025 to a newly created position.
- Worked on staff as a graduate assistant from December 2023 through May 2025, spearheading the further development of UT's analytical structure.
- Served as an undergraduate manager for Tennessee from April 2021 to December 2023, including as a head manager for two-and-a-half years.
- The Anderson, S.C., native is pursuing a Master of Science in Business Analytics / MBA dual program at UT, with an anticipated graduation in May 2026.



RILEY COLLINS

Assistant Director of Player Development • Drew (N.J.), 2020

- In his fourth year at Tennessee, including his second as the assistant director of player development, after joining the program in the summer of 2022.
- The Lacey, N.J., native worked as a graduate assistant at Marymount University (Va.) from 2020-22, and has multiple years of skills development experience.
- Served as the head coach of the New Jersey Panthers in the Hoop Group Showcase League from 2019-22, guiding the team to the title in 2020.
- Four-time First Team All-Landmark Conference honoree and 2020 Reese's All-American at Drew, setting school record for points (1,973), assists and made 3-pointers.



JUSTIN CALDWELL

Program Development Coordinator • Glenville State (W.Va.), 2013

- In his 13th year on a college coaching staff, including his third at a Division I institution and second at Tennessee.
- Owns youth, high school, DIII and DI experience, including serving as the head coach at Glenville State from 2018-23 and as an assistant at Marshall in 2023-24.
- Totaled 1,997 points in his four-year college career, including three at West Virginia Wesleyan, and was twice an All-West Virginia Intercollegiate Athletic Conference pick.
- The Mullens, W.Va., native is married to Kim Caldwell, the second-year head coach of the Tennessee women's basketball team.

77 AMAREE ABRAM

SR. Guard | 6-3 | 200 | Information Sciences
Port Arthur, Texas | Louisiana Tech | Georgia Tech | Ole Miss | Southern Cal. Acad. (Calif.)



Full bio can be found [HERE](#) on [UTsports.com](#)



SEASON HIGHS

Points:	15 (2x) // last vs. Gardner-Webb, 12/21/25
Rebounds:	4 // vs. Rice, 11/17/25
Assists:	4 // vs. Rice, 11/17/25
Steals:	3 (2x) // last vs. Gardner-Webb, 12/21/25
Blocks:	-- // --
Field Goals:	6 // vs. Gardner-Webb, 12/21/25
3-Pointers:	3 // vs. Tenn. State 11/20/25
Free Throws:	4 // vs. Tenn. State 11/20/25
Minutes:	22:49 // vs. Tenn. State 11/20/25

CAREER HIGHS

Points:	26 // vs. Stanford (N), 11/24/22
Rebounds:	8 (4x) // last at Middle Tenn., 2/20/25
Assists:	5 (2x) // last vs. Georgia, 1/14/23
Steals:	6 // vs. Southern Ill. (N), 11/25/24
Blocks:	1 (10x) // last at Western Ky., 2/22/25
Field Goals:	12 // vs. Stanford (N), 11/24/22
3-Pointers:	5 (2x) // last vs. UT Arlington, 11/9/24
Free Throws:	5 // at Western Ky., 2/22/25
Minutes:	41:00 // vs. Sam Houston St., 2/1/25

SEC HIGHS

Points:	17 // vs. Kentucky, 1/31/23
Rebounds:	5 // at South Carolina, 1/17/23
Assists:	5 // vs. Georgia, 1/14/23
Steals:	2 (5x) // last vs. Miss. State, 2/18/23
Blocks:	1 (3x) // last at Arkansas, 1/21/23
Field Goals:	7 // vs. Kentucky, 1/31/23
3-Pointers:	4 // vs. LSU, 2/25/23
Free Throws:	2 (3x) // last vs. Miss. State, 2/18/23
Minutes:	38:25 // vs. Miss. State, 2/18/23

PRODUCTION TRACKER

	2024-26	Career
Scored 10+ Points	2	33
Scored 15+ Points	2	16
Made Multiple 3-Pointers	2	35
Made 4+ 3-Pointers	--	6
Had 5+ Rebounds	--	15
Had 3+ Assists	1	24
Had 5+ Assists	--	2
Had Multiple Steals	4	25
Led the Vols in Steals	3	3
Had a Positive Assist/TO Ratio	7	38

CAREER STATS

	GP-GS	Min	Avg	FG-A	Pct	3FG-A	Pct	FT-A	Pct	Off-Def-Rebs	Avg	PF-FO	Ast	TO	Blk	Stl	Pts	Avg
2022-23*	32-22	694	21.0	104-258	.403	39-107	.364	18-27	.667	8-58-66	2.0	63-1	66	59	4	22	265	8.0
2023-24*	10-4	108	10.8	11-42	.262	4-20	.200	8-13	.615	2-15-17	1.7	10-0	11	9	2	1	34	3.4
2024-25+	32-32	1026	32.1	145-344	.422	66-177	.373	39-46	.848	15-126-141	4.4	68-0	53	60	4	47	395	12.3
2025-26	12-3	186	15.5	21-47	.447	10-27	.370	13-15	.867	5-18-23	1.9	13-0	15	6	0	11	65	5.4
TOTAL	87-61	2014	23.1	281-691	.407	119-331	.360	78-101	.772	30-217-247	2.8	154-1	145	134	10	81	759	8.7

* at Ole Miss

^ at Georgia Tech

+ at Louisiana Tech

HONORS

- 2024-25: All-CUSA Honorable Mention
- 2022-23: SEC Co-Freshman of the Week (11/28/22)

AS A SENIOR IN 2025-26

- Tied a season best with a co-game-high 15 points against Gardner-Webb (12/21/25), shooting 6-of-7 from the floor to set a new season high in makes, plus added a co-team-best three steals.
- Scored eight points, connecting on two 3-pointers, in a Music City Madness matchup with No. 14/15 Illinois (12/6/25).
- Scored a season-high 15 points versus Tennessee State (11/20/25), including hitting his first three 3-point attempts in the opening three minutes.
- Earned his first start as a Volunteer against Rice (11/17/25) and finished with four assists, one shy of his career high.
- Registered nine points, three steals and two assists versus North Florida (11/12/25).

AS A JUNIOR IN 2024-25 AT LOUISIANA TECH

- One of three players to appear in all 32 affairs and one of just two to start each of them.
- Averaged 12.3 points, 4.4 rebounds, 1.7 assists and 1.5 steals in 32.1 minutes per game, while posting a 37.3 percent mark from 3-point range and an 84.8 percent ledger at the stripe.
- Led the team in made 3-pointers (66) and free-throw percentage (min. 1 FTA/gm), as well as placed second in scoring, steals, minutes, made field goals (145) and 3-point percentage (min. 10 3PA).
- Placed third on the roster in assists average and defensive rebounding (3.9), plus ranked fourth in total rebounding and made free throws (39).
- Finished sixth in the CUSA in minutes average, ninth in steals average and total minutes (1,029), co-ninth in total steals (47).
- No. 10 in made 3-pointers per game (2.1) and total made 3-pointers, No. 16 in total points (395) and No. 17 in scoring average.
- In league-only action, placed No. 10 in the CUSA in both made 3-pointers per game (2.1) and minutes average (32.4).
- Tied for the third-most steals (six) in a single game by a CUSA player.
- Scored in double digits on 23 occasions, with 14-plus points 12 times and 20-plus thrice, the former two marks both second-most on the team.
- Grabbed five-plus boards in 13 contests and reached seven-plus in six, both third-most on the roster, as well as dished out multiple assists 17 times with three-plus in seven, both second-most.
- Led the team with 14 multiple-steal outings, notching three-plus on five occasions to rank second and four-plus twice to take co-second.
- Connected on multiple 3-pointers 22 times to lead the team and rank co-eighth in the CUSA, with three-plus a team-high 11 times to take co-ninth in the league and four-plus four times.
- Logged the top single-game steals figure (six) on the roster and tied for the second-most made 3-pointers in a game (five).

AS A SOPHOMORE IN 2023-24 AT GEORGIA TECH

- Played in 10 contests, including starting each of the first four.
- Averaged 3.4 points, 1.7 rebounds and 1.1 assists in 10.8 minutes per game.
- Scored five-plus points in half his appearances and thrice dished out multiple assists.

AS A FRESHMAN IN 2022-23 AT OLE MISS

- One of four players to appear in all 33 games, placing fourth on the team with 22 starting nods.
- Averaged 8.0 points, 2.0 rebounds and 2.0 assists in 21.0 minutes per game, while shooting 36.4 percent from beyond the arc.
- Led the team in 3-point percentage and ranked second in made 3-pointers (39).
- Placed third on the roster in both assists average and made field goals (104), as well as fourth in both minutes average and total steals (22), plus came in at co-fourth in scoring.
- Scored in double figures eight times, with 17-plus points on five occasions and 20-plus twice, the latter two marks both third-most on the roster.
- Had multiple assists 20 times and three-plus 15 times, both tied for the team lead, while hitting four-plus on four occasions.
- Placed third on the team with seven multiple-steal outings, as well as twice grabbed five-plus rebounds.
- Tied for the highest single-game point total (26) on the roster, good for co-eighth-best among SEC freshmen, as well as the second-most made 3-pointers without a miss (three) in a contest.

HIGH SCHOOL

- Consensus four-star, top-100 recruit, as well as a top-15 prospect in the talent-rich state of California.
- Ranked as high as No. 65 overall, including No. 11 both among point guards and in California, by 247Sports.
- Finished No. 76, good for No. 10 at the point guard spot and No. 13 in the state, on the On3 Consensus list.
- McDonald's All-American Game nominee averaged 16.0 points and 7.0 assists per game as a senior.
- Earned all-state, all-region and all-conference designation, aiding his team to a 32-7 record and a conference title.
- Amassed 38 points, 11 rebounds, eight assists and 10-made 3-pointers in a victory over I-of-I Academy.
- Helped his team win the John Wall Holiday Invitational in Raleigh, N.C., and the Saint James Invitational in Hagerstown, Md., earning all-tournament recognition in the latter.
- Attended Summer Creek High School in Houston as a junior, earning all-region status.
- Went to Port Arthur Memorial High School in his hometown as a freshman and sophomore, including aiding the team to a 25-6 mark and a regional title game appearance in his inaugural prep season.
- Played first base and outfield on the baseball field during his first two years of high school.
- A member of National Honor Society, grad with a 4.0 GPA and in the top 15 in his class.
- Competed on the AAU level with Houston Hoops on the Nike EYBL circuit, playing alongside Zuby Ejiofor (St. John's/Kansas) and Tyler Smith (Milwaukee Bucks).
- Played at Southern California Academy with Vincent Iwuchukwu (Georgetown/St. John's/USC), Taeshaud Jackson (Northern Colorado/VMI), Dior Johnson (Tarleton State/UCF/Pittsburgh), Jaxon Kohler (Michigan State), Jed Miller (Montana State), Jalen Reed (LSU), Oziyah Sellers (St. John's/Stanford/USC) and Jaylen Thompson (Stanford), among other Division I players.
- Notable Port Arthur Memorial High School alumni include pro basketball players J'Covan Brown and Kenny Lofton Jr., as well former NFL All-Pro running back Jamaal Charles, former NFL tight end Kevin Everett and NFL linebacker Elandon Roberts.

PERSONAL

- Born May 22, 2004, in Port Arthur, Texas, as Amaree Dejean Abram, but goes by "Mo," his nickname since his birth.
- Parents are Fletcher Abram, who works at a medical center, and Jamie Lott, who works at a food bank.
- Has two younger sisters, Kalaya and Omni, and a younger brother, Zy'Aire.
- Second-cousin, J'Covan Brown, scored 1,376 points playing for Rick Barnes for three years at Texas from 2009-12 before beginning a successful professional career overseas.
- After his freshman year at Ole Miss, tabbed one of 35 individuals—just 10 were already collegians—invited to the Team USA U19 National Team Training Camp, held in June 2023 in Colorado Springs, Colo.
- Enjoys playing video games and spending time with friends.
- Favorite athlete is Michael Jordan because he is a role model in how he plays the game.
- Best sports memory is scoring 17 points against Kentucky as a freshman while at Ole Miss.
- Takes a shower before every game as a superstition.
- After donning No. 1 as a freshman, No. 24 as a sophomore and No. 1 as a junior, he wears No. 77 because he wanted to do something different.
- Committed to Tennessee over Maryland, Texas A&M and Texas Tech.
- Chose Tennessee because he felt at home on his visit and because of the culture already in place.
- Follows eight prior Tennessee letter winners from Texas, including two-time team captain Brandon Crump (2001-05).
- Has a max trap bar deadlift of 2.6 times his weight (520 pounds), a plus-6.75 wingspan (6-9.75) and an 8-0 standing reach.
- Recipient of the Bryan Blalock Athletic Scholarship Endowment.

10 NATE AMENT

FR. Forward | 6-10 | 207 | Business Management
Manassas, Va. | Highland School

Last name pronounced: AY-ment

Full bio can be found [HERE](#) on UTSports.com

HONORS

- 2025-26: Three-time SEC Freshman of the Week (11/10/25, 11/17/25, 12/1/25) ... NABC Player of the Year Preseason Watch List ... Wooden Award Preseason Watch List ... Naismith Trophy Preseason Watch List ... USBWA Oscar Robertson Trophy Preseason Watch List ... USBWA Wayman Tisdale Award Preseason Watch List ... Jay Bilas Preseason Second Team All-American ... Blue Ribbon Yearbook Preseason Third Team All-American ... Preseason Second Team All-SEC (Media & Coaches) ... Julius Erving Award Top 20 Preseason Watch List

AS A FRESHMAN IN 2025-26

- Recorded 13 points, seven rebounds and three assists in the triumph against No. 11 Louisville (12/16/25).
- Finished with 20 points, nine rebounds and an 8-of-8 free-throw clip in 36 minutes of action against Kansas (11/26/25) in the Players Era Men's Championship third-place game.
- Recorded 20 points on 7-of-14 shooting, including a 4-of-6 mark from deep, against Rutgers (11/24/25) to open the Players Era Men's Championship, adding five rebounds, three assists and two steals.
- Totaled 15 points, six rebounds, four assists and a career-high four steals against Tennessee State (11/20/25), becoming the fifth SEC freshman—third in regulation—to post that line in the last 10 years (2016-26), alongside Collin Murray-Boyles (3/9/24 in OT), Anthony Edwards (2/26/20 in OT), Keyontae Johnson (3/15/19) and Shai Gilgeous-Alexander (3/15/18).
- Logged his first double-double with 19 points and a game-high 10 rebounds versus Rice (11/17/25), adding a team-best three steals to become the fifth SEC freshman—six instance—in the past 15 years (2011-26) with that line, following Brandon Miller (3/12/23), Jabari Smith (11/12/21), Aaron Nesmith (11/27/18); and Ben Simmons (twice in 2015-16), as well as the first Volunteer to do so in over 19 years (Dane Bradshaw on 1/18/06).
- Became the fifth SEC freshman—seventh occurrence—and second Tennessee player in the last 20 years (2006-26) with 19 points, nine rebounds, five assists, two steals and one block in a game when he did so versus North Florida (11/12/25), joining Ben Simmons (thrice in 2015-16), James Young (1/8/14), Archie Goodwin (11/23/12) and John Wall (3/27/10) on the first list, plus Igor Milicic Jr. (2/5/25) on the second.
- Against Northern Kentucky (11/8/25), became the sixth SEC freshman and third Volunteer in the last 20 seasons (2006-26) to record 23 points, eight rebounds, five assists and two steals in a game, joining Reed Sheppard (12/2/23), Brandon Miller (3/12/23), Kennedy Chandler (2/22/22), Ben Simmons (12/2/15) and James Young (1/8/14) on the former list, as well as Chandler and Josiah-Jordan James (3/1/22) on the latter.
- Started his career with a game-high 18 points, becoming the fifth Tennessee freshman in the last two decades (2006-26) to reach that total in a season opener, on 6-of-11 shooting and nine rebounds versus Mercer (11/3/25).

HIGH SCHOOL

- Unanimously considered a five-star prospect, a top-four overall recruit in the class and the best player in Virginia.
- Tabled the second-best player in the country by On3, as well as fourth-best by 247Sports, ESPN and Rivals.
- The third top-five recruit in Tennessee history, alongside Tobias Harris (2010) and Allan Houston (1989).
- The 13th McDonald's All-American in program history, he totaled 12 points, three rebounds, one steal, one assist and a 2-of-2 3-point clip in the 2025 event at Barclays Center in Brooklyn, N.Y.
- Registered 10 points, six rebounds and three assists in the 2025 Jordan Brand Classic at CareFirst Arena in Washington, D.C., as well as competed in the 2025 Nike Hoop Summit at Moda Center in Portland, Ore.
- On the 2024 U18 USA National Team that played in the 2024 FIBA U18 AmeriCup and went 6-0 en route to winning the gold medal in June in Buenos Aires, Argentina.
- Made the 12-man roster after taking part in a 28-man, five-day tryout group in May 2024 in Colorado Springs, Colo., and in the 2024 Men's Junior National Team minicamp in April 2024 in Phoenix.
- MVP of the 2024 Summer Slam Classic at Rucker Park in New York City, putting up 24 points, eight rebounds, two assists, two blocks, one steal and four made 3-pointers.
- Averaged 19.0 points, 10.0 rebounds and 2.2 assists per game as a senior on his way to Gatorade Virginia Player of the Year accolades, becoming the first such honoree from a school other than Oak Hill Academy or Paul VI since Thon Maker in 2013-14.
- Named a Naismith First Team All-American and—after preseason second-team status—a MaxPreps First Team All-American, as well as the MaxPreps Virginia Player of the Year, the VISAA Division I Player of the Year and the Metro Private School Conference (MPSC) Player of the Year.
- Led his team to a 42-8 record, a No. 14 finish in the MaxPreps national rankings, a VISAA Division I state title, a second straight MPSC Tournament trophy and an Elite Prep League (EPL) regular season crown.
- Recorded game highs in points (24) and rebounds (18), as well as what proved to be the game-winning basket, in the 56-51 overtime victory over Bishop O'Connell to claim the state title.
- Paced all players in points (32), rebounds (11) and blocks (four) in the MPSC final, a 62-50 win against Clinton Grace Christian.
- Notched 22 points, 11 rebounds and four assists in a Jan. 2025 win over then-top-ranked Prolific Prep (Calif.) at the prestigious Hoophall Classic in Springfield, Mass.
- During the summer before his senior year, dropped 41 points on 15-of-22 shooting in a win against DeMatha Catholic (D.C.) in June 2024 at DMV Live, adding 27 rebounds, six blocks, four assists and two steals.
- Averaged 19.3 points, 7.8 rebounds, 4.0 blocks and 3.7 assists per game as a junior, earning VISAA Division II Co-Player of the Year and the first of two MPSC Player of the Year plaudits.
- Helped his team to a MPSC championship, logging 17 points in the 62-51 title game win over top-seeded Clinton Grace Christian, as well as a VISAA Division II state final berth.
- Attended Charles J. Colgan High School for his first two prep years, earning First Team All-District and First Team All-Class 6 Region B status as a sophomore.
- Led his team to 18 wins, a school record, and a regional quarterfinal berth by averaging 18.2 points per game, just one year after notching 53 total varsity points as a freshman.
- Named to the academic honor roll in each of his prep years.
- Completed for Team Loaded VA, alongside fellow Tennessee freshman Troy Henderson, at the AAU level and aided the team to a 19-1 record and semifinal run on the 2024 adidas 3SSB circuit.

PERSONAL

- Born Dec. 10, 2006, in Woodbridge, Va., as Nathaniel Herman Ament, but goes by Nate.
- Parents are Albert Ament, a French teacher, and Godelive Ament, a nurse, who met in the latter's native Rwanda in 1998 while the former was working there and in then-Zaire with Catholic Relief Services.
- Father, who has two master's degrees, also did a pair of two-year tours with the United States Peace Corps, one to Chad as an English teacher (1989-91) and one to Madagascar as an English teacher trainer (1993-95).
- Father was a 2001 inductee of the Wayne State Athletics Hall of Fame for 1985-89 basketball career that included an All-GLIAC senior campaign in which he averaged 23.4 points and 11.4 rebounds per game, plus set school single-season records for points (654) and made free throws (194) that still stand at the Division II school in Michigan.
- Has three older brothers, Manny, Alex and Frederick, the first of whom played soccer at DIII Randolph-Macon in Virginia.
- Enjoys playing golf and pickleball.
- Favorite athlete is Kevin Durant, whom Rick Barnes coached at Texas, because he loves his game and how he moves at 6-11.
- Best sports memory is winning the state VISAA Division I state crown as a senior.
- Prays before each game and wears No. 10 because it is a part of his favorite bible verse, Isaiah 41:10.
- Has volunteered as a youth basketball coach and referee.
- Committed to Tennessee over Arkansas, Duke, Kentucky and Louisville, plus held offers from schools such as Alabama, BYU, Georgetown, Kansas State, Notre Dame and Texas, among others.
- Chose Tennessee because he loved the whole coaching staff and knew they would push him to be the best man and basketball player he could be.
- Follows nine prior Tennessee letter winners from Virginia, just three of whom played this century.
- Added 20 pounds between signing and starting his freshman season, including 13.2 pounds after arriving to UT.
- Owns a 7-1 wingspan and a 9-0 standing reach, plus generates 1,684 pounds of vertical force in his isometric belt test and has a max reverse band back squat of 485 pounds.
- Recipient of the Larry Pratt Athletic Scholarship Endowment.

SEASON HIGHS

Points:	23 // vs. Northern Ky., 11/8/25
Rebounds:	10 // vs. Rice, 11/17/25
Assists:	5 (2x) // last vs. North Fla., 11/12/25
Steals:	4 // vs. Tenn. State 11/20/25
Blocks:	1 (2x) // last vs. Gardner-Webb, 12/21/25
Field Goals:	7 // vs. Rutgers, 11/24/25
3-Pointers:	4 // vs. Rutgers, 11/24/25
Free Throws:	9 // vs. Northern Ky., 11/8/25
Minutes:	36:04 // vs. Kansas, 11/26/25

CAREER HIGHS

Points:	23 // vs. Northern Ky., 11/8/25
Rebounds:	10 // vs. Rice, 11/17/25
Assists:	5 (2x) // last vs. North Fla., 11/12/25
Steals:	4 // vs. Tenn. State 11/20/25
Blocks:	1 (2x) // last vs. Gardner-Webb, 12/21/25
Field Goals:	7 // vs. Rutgers, 11/24/25
3-Pointers:	4 // vs. Rutgers, 11/24/25
Free Throws:	9 // vs. Northern Ky., 11/8/25
Minutes:	36:04 // vs. Kansas, 11/26/25

SEC HIGHS

Points:	-- // --
Rebounds:	-- // --
Assists:	-- // --
Steals:	-- // --
Blocks:	-- // --
Field Goals:	-- // --
3-Pointers:	-- // --
Free Throws:	-- // --
Minutes:	-- // --

PRODUCTION TRACKER

	2025-26
Scored 10+ Points	9
Scored 15+ Points	7
Led the Vols in Scoring	3
Had 5+ Rebounds	11
Had 10+ Rebounds	1
Led the Vols in Rebounding	1
Had 3+ Assists	7
Had a Double-Double	1
Made Multiple 3-Pointers	6
Had Multiple Blocks	--

CAREER STATS

	GP-GS	Min	Avg	FG-A	Pct	3FG-A	Pct	FT-A	Pct	Off-Def-Rebs	Avg	PF-FO	Ast	TO	Blk	Stl	Pts	Avg
2025-26	12-12	327	27.2	54-142	.380	17-56	.304	59-74	.797	20-63-83	6.9	25-0	34	31	2	17	184	15.3
TOTAL	12-12	327	27.2	54-142	.380	17-56	.304	59-74	.797	20-63-83	6.9	25-0	34	31	2	17	184	15.3

3 BISHOP BOSWELL

SO. Guard | 6-4 | 204 | Communication Studies
Charlotte, N.C. | Myers ParkFull bio can be found [HERE](#) on UTsports.com

SEASON HIGHS

Points:	10 // vs. Houston, 11/25/25
Rebounds:	8 // vs. Mercer, 11/3/25
Assists:	5 // vs. Rutgers, 11/24/25
Steals:	3 (3x) // last vs. Kansas, 11/26/25
Blocks:	1 (2x) // last vs. Houston, 11/25/25
Field Goals:	4 // vs. Houston, 11/25/25
3-Pointers:	2 // vs. Northern Ky., 11/8/25
Free Throws:	2 (4x) // last vs. Gardner-Webb, 12/21/25
Minutes:	32:28 // vs. Houston, 11/25/25

CAREER HIGHS

Points:	10 // vs. Houston, 11/25/25
Rebounds:	8 // vs. Mercer, 11/3/25
Assists:	5 // vs. Rutgers, 11/24/25
Steals:	3 (3x) // last vs. Houston, 11/25/25
Blocks:	1 (2x) // last vs. Kansas, 11/26/25
Field Goals:	4 // vs. Houston, 11/25/25
3-Pointers:	2 // vs. Northern Ky., 11/8/25
Free Throws:	2 (4x) // last vs. Gardner-Webb, 12/21/25
Minutes:	32:28 // vs. Houston, 11/25/25

SEC HIGHS

Points:	-- // --
Rebounds:	2 (3x) // last at Ole Miss, 3/5/25
Assists:	3 // vs. Florida, 2/1/25
Steals:	1 (3x) // last vs. South Carolina, 3/8/25
Blocks:	-- // --
Field Goals:	-- // --
3-Pointers:	-- // --
Free Throws:	-- // --
Minutes:	11:12 // at Florida, 1/7/25

PRODUCTION TRACKER

	2025-26	Career
Scored 5+ Points	7	7
Scored 10+ Points	1	1
Made Multiple 3-Pointers	2	2
Had 5+ Rebounds	3	3
Had Multiple Offensive Rebounds	3	4
Had 3+ Assists	4	6
Led the Vols in Assists	2	2
Had Multiple Steals	4	4
Led the Vols in Steals	4	4
Had a Positive Assist/TO Ratio	5	11

AS A SOPHOMORE IN 2025-26

- Totaled seven points and a co-team-high seven rebounds versus No. 14/15 Illinois (12/6/25) in Music City Madness.
- Logged seven points, four assists and a career-high-tying three steals versus Kansas (11/26/25) in the Players Era Men's Championship third-place matchup.
- Scored a career-high 10 points on a perfect 4-of-4 field-goal clip, doubling his career best in makes, in the win over No. 3/2 Houston (11/25/25) in the Players Era Men's Championship, adding four rebounds, three assists, a career-high-tying three steals and one block.
- Returned to action with career highs in both assists (five) and steals (three) in the Players Era Men's Championship opener versus Rutgers (11/24/25), leading all competitors in each category.
- Did not play versus Rice (11/17/25) and Tennessee State (11/20/25) due to a left leg injury sustained in practice.
- Did not play against North Florida (11/13/25) due to a right foot injury sustained in the prior contest.
- Scored a career-high six points, making multiple 3-pointers and/or multiple made field goals for the first time, in a career-best 22 minutes versus Northern Kentucky (11/8/25), adding two assists and no turnovers.
- In his first collegiate start against Mercer (11/3/25) to begin the year, set career highs in points (five), rebounds (eight) and minutes (17), as well as notched his first made 3-pointer and first block.

AS A FRESHMAN IN 2024-25

- Played in 28 games, missing two due to injury, and totaled 106 minutes of court time on the season.
- Accumulated 16 rebounds (six offensive), 14 assists, seven points, five steals and three made field goals in his first year on Rocky Top.
- Grabbed multiple rebounds in four outings and dished out multiple assists in three contests, logging one steal on five occasions.
- Tied for fourth on the team with three "One Fly, We All Fly" pregame dunks, including two in the NCAA Tournament.
- Scored two points, making his lone field-goal attempt, and grabbed one rebound in the NCAA Tournament Round of 64 win against Wofford (3/20/25).
- Tied a season best mark with three assists in the victory over No. 5/6 Florida (2/1/25), adding one steal in 10:53 of action, 19 seconds shy of his top mark.
- Did not play against Middle Tennessee State (12/23/24) due to a right shoulder injury sustained in the prior game.
- Grabbed a season-best three rebounds and played strong defense off the bench in the win at Illinois (12/14/24).
- Dished out three assists in four minutes of action against Austin Peay (11/17/24).
- Made his college debut in the victory at Louisville (11/9/24) and connected on his lone field-goal attempt.
- Did not play in the season opener versus Gardner-Webb (11/6/24) while in concussion protocol.

HIGH SCHOOL

- Unanimously considered a four-star recruit and a top-eight prospect in the state of North Carolina.
- Placed No. 72 overall in the 247Sports Composite and No. 75 in the On3 Consensus rankings.
- Tapped the No. 61 player in the country by ESPN and the No. 69 recruit nationally by Rivals.
- Three-time HighSchoolOT.com All-State designee, earning first-team status as a senior, second-team honors as a junior and third-team plaudits as a sophomore.
- Won back-to-back conference regular season and tournament titles his final two years.
- Averaged 11.5 points, 5.9 assists, 5.0 rebounds and 1.8 steals per game as a senior, earning NCBFA First Team All-District 9 and *Charlotte Observer* Second Team All-Area plaudits.
- Helped his team to a 27-3 record, 23 straight wins, a John Wall Holiday Invitational title and a state quarterfinal appearance.
- Put up 12.0 points, 5.3 assists, 4.3 rebounds and 1.7 steals per game his junior year and led Myers Park to a 4A state title, collecting MVP honors in the championship game.
- Also aided his team to a 28-4 record, an Arby's Classic championship and an appearance in the City of Palms Classic.
- Spent his first two prep years at South Mecklenburg High School, where he turned in a dominant sophomore campaign, averaging 20.5 points, 8.2 rebounds and 5.4 assists per game, garnering NCBFA Third Team All-District 9 and *Charlotte Observer* All-Area Honorable Mention recognition.
- Two-year letter winner in football, competing as a wide receiver as a freshman and sophomore, collecting all-conference honors the latter season.
- Played with multiple eventual Power Five players in high school, including Sir Mohammed (Notre Dame), Elijah Strong (South Carolina) and Sadiq White (Syracuse).
- Competed for the Team CP3 on the AAU circuit, including in the Nike EYBL.
- Among the notable Myers Park alumni are NFL quarterback Drake Maye, Charlotte head baseball coach Robert Woodard and former NBA player/NBA referee Haywoode Workman.

PERSONAL

- Born Sept. 15, 2005, in Charlotte, N.C., as Bishop Rae Boswell.
- Mother, Brittany Boswell, is a massage therapist.
- Does not have any brothers or sisters.
- Interests outside of basketball include anime, fashion, football and music.
- Favorite athlete is Russell Westbrook because of the passion he plays with.
- Best sports memory is winning the 4A state championship as a junior.
- Committed to Tennessee over Georgia, Missouri, South Carolina, Wake Forest and Xavier.
- Chose Tennessee because of the coaching staff and the fans.
- Hails from the same hometown as six former Tennessee players, including one-and-done first-round pick Jaden Springer (2020-21), SEC Player of the Year honoree Tony White (1983-87) and two-time SEC Player of the Year designee Grant Williams (2016-19).
- Owns a reverse band back squat of 510 pounds, two-and-a-half times his body weight and a 30-pound improvement from his freshman season.
- Added 1.96 inches to his standing vertical jump in advance of his sophomore year after increasing his mark by 2.1 inches in the offseason before his freshman season, when he also put on 10.3 pounds.
- Recipient of the Bertelkamp Basketball Scholarship Endowment Fund.

CAREER STATS

	GP-GS	Min	Avg	FG-A	Pct	3FG-A	Pct	FT-A	Pct	Off-Def-Rebs	Avg	PF-FO	Ast	TO	Blk	Stl	Pts	Avg
2024-25	28-0	106	3.8	3-11	.273	0-5	.000	1-2	.500	6-10-16	0.6	10-0	14	13	0	5	7	0.3
2025-26	9-8	206	22.9	18-29	.621	8-15	.533	10-15	.667	8-24-32	3.6	22-0	19	8	2	16	54	6.0
TOTAL	37-8	312	8.4	21-40	.525	8-20	.400	11-17	.647	14-34-48	1.3	32-0	33	21	2	21	61	1.6

6 DeWAYNE BROWN II

FR. Forward | 6-8 | 251 | Psychology
Hoover, Ala. | Hoover

SEASON HIGHS

Points:	13 // vs. Tenn. State, 11/20/25
Rebounds:	14 // vs. Gardner-Webb, 12/21/25
Assists:	3 // at Syracuse, 12/2/25
Steals:	1 // at Syracuse, 12/2/25
Blocks:	1 (2x) // last vs. Louisville, 12/16/25
Field Goals:	3 (3x) // last vs. Gardner-Webb, 12/21/25
3-Pointers:	-- // --
Free Throws:	7 // vs. Tenn. State, 11/20/25
Minutes:	21:51 // vs. Syracuse, 12/2/25

CAREER HIGHS

Points:	13 // vs. Tenn. State, 11/20/25
Rebounds:	14 // vs. Gardner-Webb, 12/21/25
Assists:	3 // at Syracuse, 12/2/25
Steals:	1 // at Syracuse, 12/2/25
Blocks:	1 (2x) // last vs. Louisville, 12/16/25
Field Goals:	3 (3x) // last vs. Gardner-Webb, 12/21/25
3-Pointers:	-- // --
Free Throws:	7 // vs. Tenn. State, 11/20/25
Minutes:	21:51 // vs. Syracuse, 12/2/25

SEC HIGHS

Points:	-- // --
Rebounds:	-- // --
Assists:	-- // --
Steals:	-- // --
Blocks:	-- // --
Field Goals:	-- // --
3-Pointers:	-- // --
Free Throws:	-- // --
Minutes:	-- // --

PRODUCTION TRACKER

2025-26	
Scored 5+ Points	5
Scored 10+ Points	1
Had 5+ Rebounds	4
Had 10+ Rebounds	1
Led the Vols in Rebounding	1
Had Multiple Offensive Rebounds	4
Had a Double-Double	--
Had Multiple Blocks	--
Led the Vols in Blocks	--
Had Multiple Steals	--

First name pronounced: duh-WAYNE
Full bio can be found [HERE](#) on [UTsports.com](#)

AS A FRESHMAN IN 2025-26

- Against Gardner-Webb (12/21/25), totaled six points on 3-of-4 shooting and grabbed a game-best 14 rebounds to set a career best, match the highest total by a Tennessee freshman—fourth to do so—in the last 20 seasons (2006-26) and tie for the fifth-most rebounds by any Volunteer in Rick Barnes' tenure (2015-26).
- Earned his first collegiate start in the victory over No. 11 Louisville (12/16/25) and grabbed five rebounds in 16 minutes of action.
- Totaled four points, five rebounds, a career-high three assists and one steal at Syracuse (12/2/25) in his first collegiate road action.
- Scored in double figures for the first time with a 13-point performance against Tennessee State (11/20/25) and went 7-of-8 at the line.
- Began his college career with six points, five rebounds and two assists in the season opener versus Mercer (11/3/25), shooting 3-of-3 from the floor.

HIGH SCHOOL

- Consensus four-star, top-105 recruit nationally and the near-unanimous top prospect in the state of Alabama.
- Ranked as high as No. 71 overall, including No. 12 among centers and first in his home state, by ESPN.
- Placed No. 86 in the 247Sports Composite, good for No. 11 at the center spot, and No. 96 in the country in the On3 Consensus, including ninth among centers, with both tabbing him first in Alabama.
- Among 35 players—just 15 came from the class of 2025—invited to the USA Basketball U17 Training Camp in June 2024 in Colorado Springs, Colo.
- McDonald's All-American Game nominee, three-time AHSAA 7A state champion, three-time ASWA 7A First Team All-State designee and three-time *Birmingham News* Region Player of the Year, winning the latter three in each of his last three seasons.
- Also a two-time ASWA 7A Player of the Year, two-time ASWA Super All-State First Team choice, two-time Starnes Media First Team All-South Metro selection and two-time AHSAA state tournament MVP, garnering all of those awards as both a junior and senior.
- Went 117-17 as a high schooler, including notching 96-7 ledger over his final three campaigns, while totaling over 1,800 points, 1,100 rebounds and 300 blocks.
- Capped his career with 45 straight victories, good for the co-third-longest of any school in the country at the conclusion of the 2024-25 campaign, and with 43 straight home wins.
- MVP of the 2025 Alabama-Mississippi All-Star Classic after putting up 27 points, 14 rebounds and three blocks in a 91-85 victory, as well as one of 18 competitors in the 2025 Ballislife All-American Game in Long Beach, Calif.
- Averaged 15.0 points, 10.5 rebounds, 2.9 blocks, 2.3 assists and 1.4 steals per game as a senior, shooting 68.9 percent from the floor, and was a MaxPreps All-America Honorable Mention.
- Named the Gatorade Alabama State Player of the Year, Alabama Mr. Basketball and the MaxPreps Alabama State Player of the Year, the first basketball player from his school to win those awards, as well as the Starnes Media All-South Metro Co-Player of the Year.
- Led his team to a 35-0 record and a third straight 7A state title, becoming the first undefeated 7A state champion in Alabama history and the fourth back-to-back-to-back champion ever in the state's largest classification (second since 1934).
- Team placed No. 6 in the year-end MaxPreps national rankings, including third among public schools and—for the third year in a row—first in the state, as well as finished as the lone undefeated team in the top 20.
- Produced 14 points, 16 rebounds and five blocks in a 66-56 state final win over Florence, earning Star of the Game status, after totaling 27 points, 15 rebounds, four assists and four blocks in a 94-67 triumph against Central-Phenix City in the semifinals.
- Averaged 15.5 points, 9.5 rebounds, 2.6 blocks, 2.0 assists and 1.2 steals per game as a junior, plus shot 71.0 percent from the floor, earning MaxPreps Junior All-America Honorable Mention accolades.
- Aided his team to a 30-3 record, an AHSAA 7A state trophy and a No. 35 final MaxPreps national ranking, as well as the first of back-to-back area regular season and tournament titles.
- Posted 14.0 points and 10.0 rebounds per game as a sophomore, notching Starnes Media Second Team All-South Metro plaudits.
- Helped his school finish 31-4, win its first of three consecutive AHSAA 7A state crowns and place No. 64 in the year-end MaxPreps national rankings.
- Tabbed a Starnes Media All-South Metro Honorable Mention as a freshman after helping his team go 21-10.
- Played AAU ball on the Nike EYBL circuit with the Florida Rebels.
- Member of the Spanish National Honor Society, graduated with a 3.64 GPA and served as a peer mentor.
- Notable Hoover alumni include former Division I basketball coach Murry Bartow, former MLB pitcher Jeff Brantley, "The Bachelor" Season 23 finalist Hannah Godwin, 2006 "American Idol" winner Taylor Hicks, NBA player Trey Jemison, former NFL linebacker Mike Kolen, NFL wide receiver George Pickens, NFL placekicker Will Reichard, former WNBA player Sidney Spencer (UT alumna) and 1995 *Miss America* winner Heather Whitestone.

PERSONAL

- Born Feb. 13, 2007, in Birmingham, Ala., as DeWayne Cortez Brown II and his nickname is Tez.
- Mother is April Dickerson, is the director of family life at a Ronald McDonald House Charities of Alabama.
- Has an older sister, Madison.
- Majoring in psychology with the goal of becoming a therapist after the conclusion of his basketball career.
- Enjoys playing video games.
- Favorite athlete is LeBron James because he considers him the greatest basketball player ever and he wears No. 6 because of him.
- Best sports memory is winning a third consecutive state championship as a senior.
- Has volunteered at the Ronald McDonald House Charities of Alabama and as a youth basketball coach.
- Committed to Tennessee over Alabama, Mississippi State and Ole Miss.
- Chose Tennessee because of the program culture.
- Follows nine prior Tennessee letter winners from Alabama, including teammate Cade Phillips and 1,000-point scorer Lamonte' Turner (2016-20).
- Possesses a max bench press of 325 pounds and a standing reach of 9-0.5, along with the top wingspan differential on the team (plus-7) and the team's co-longest wingspan (7-3).
- Recipient of the Estep Athletic Scholarship.

CAREER STATS

	GP-GS	Min	Avg	FG-A	Pct	3FG-A	Pct	FT-A	Pct	Off-Def-Rebs	Avg	PF-FO	Ast	TO	Blk	Stl	Pts	Avg
2025-26	10-2	143	14.3	19-28	.679	0-0	.000	12-16	.750	16-28-44	4.4	13-0	9	9	2	1	50	5.0
TOTAL	10-2	143	14.3	19-28	.679	0-0	.000	12-16	.750	16-28-44	4.4	13-0	9	9	2	1	50	5.0

35 ETHAN BURG

SO. Guard | 6-3 | 199 | Communication Studies
Mishmar HaShiv'a, Israel | Bnei Herzliya Basket | Gymnasia Realit Rishon LeZion

 **ETHANBURG35**

Hometown pronounced: meesh-MAR hah-sheev-AH
Full bio can be found [HERE](#) on [UTsports.com](#)



SEASON HIGHS

Points:	11 // vs. Rice, 11/17/25
Rebounds:	4 // vs. Rice, 11/17/25
Assists:	5 // vs. Mercer, 11/3/25
Steals:	1 (2x) // last vs. Louisville, 12/16/25
Blocks:	-- // --
Field Goals:	3 // vs. Rice, 11/17/25
3-Pointers:	3 // vs. Rice, 11/17/25
Free Throws:	4 // vs. Tenn. State, 11/20/25
Minutes:	24:07 // vs. Rice, 11/17/25

CAREER HIGHS

Points:	11 // vs. Rice, 11/17/25
Rebounds:	4 // vs. Rice, 11/17/25
Assists:	5 // vs. Mercer, 11/3/25
Steals:	1 (2x) // last vs. Louisville, 12/16/25
Blocks:	-- // --
Field Goals:	3 // vs. Rice, 11/17/25
3-Pointers:	3 // vs. Rice, 11/17/25
Free Throws:	4 // vs. Tenn. State, 11/20/25
Minutes:	24:07 // vs. Rice, 11/17/25

SEC HIGHS

Points:	-- // --
Rebounds:	-- // --
Assists:	-- // --
Steals:	-- // --
Blocks:	-- // --
Field Goals:	-- // --
3-Pointers:	-- // --
Free Throws:	-- // --
Minutes:	-- // --

PRODUCTION TRACKER

	2025-26
Scored 10+ Points	1
Scored 15+ Points	--
Led the Vols in Scoring	--
Had 5+ Rebounds	--
Had 3+ Assists	4
Had 5+ Assists	1
Made Multiple 3-Pointers	2
Had Multiple Steals	--
Led the Vols in Steals	--
Had a Positive Assist/TO Ratio	6

AS A SOPHOMORE IN 2025-26

- Notched 11 points, four rebounds and three assists against Rice (11/17/25), shooting 3-of-5 from beyond the 3-point line.
- Notched two points, three assists and two rebounds versus North Florida (11/12/25) in his first collegiate start.
- Totaled eight points and three assists versus Northern Kentucky (11/8/25), connecting on both his 3-point attempts.
- Dished out five assists against Mercer (11/3/25) in the season opener to begin his collegiate career.

BEFORE TENNESSEE

- The youngest member of Israel's roster at FIBA EuroBasket 2025, helping the team go 3-2 in pool play in Katowice, Poland, in Aug.-Sept. 2025 to reach the Round of 16 for the first time in 10 years.
- Appeared in four of Israel's six games at the tournament, including posting five points and two rebounds in 11 minutes during a historic victory over France.
- Made his senior national team debut during the 2025 FIBA EuroBasket Qualifiers in Riga, Latvia, appearing in wins over Portugal and Slovenia in Feb. 2025.
- Represented Israel at the 2022 FIBA U20 European Championship in Podgorica, Montenegro, in July 2022, aiding the team to a fourth-place finish.
- Averaged 6.6 points, 1.7 rebounds and 1.3 steals in 18.7 minutes per game across seven appearances in the event, scoring 11-plus points on three occasions, including in a quarterfinal win over Turkey.
- Spent two seasons, 2023-25, playing for Bnei Herzliya Basket in the Israeli Basketball Super League (ISBL), tallying 11.0 points, 2.9 rebounds and 3.1 assists in 24.4 minutes per contest over 54 games, shooting 42.9 percent from the field, 32.8 percent beyond the arc and 75.7 percent at the stripe.
- Averaged 11.1 points, 2.7 rebounds and 3.4 assists in 23.3 minutes per game across 24 appearances in 2024-25, shooting 44.7 percent overall, 37.6 percent from deep and 80.0 percent at the line to help the team finish in fourth place.
- Named an ISBL All-Star, as well as the ISBL Player of the Month in Nov. 2024, plus finished No. 28 in the league in 3-point percentage.
- Scored in double figures 14 times, with 15-plus in seven outings, as well as made a 3-pointer in 21 contests, with multiple makes in 11 and three long-range baskets in six.
- Averaged 11.0 points, 3.1 rebounds, 2.9 assists in 30 games, including six playoff contests, during the 2023-24 campaign.
- Finished second in ISBL Rookie of the Year voting behind Ben Saraf, a 2025 NBA Draft first-rounder, and won ISBL Player of the Month in Feb. 2024.
- Scored double-digit points 17 times, with 15-plus in eight appearances and 20-plus thrice, including notching a career-high 23 on 9-of-14 shooting in a Feb. 2024 victory against Hapoel Be'er Sheva B.C.
- Spent two seasons, 2021-23, playing for Elitzur Ironi Netanya in the Israeli second division, the National League.
- Averaged 18.5 points per game and won league MVP in 2022-23, after putting up 14.0 points per game and earning Sixth Man of the Year honors in 2021-22.
- Competed alongside Saraf in 2022-23 with Elitzur Ironi Netanya, finishing just above him for MVP honors, as well as played with NBA standout Deni Avdija and NBA draftee Yam Madar at FIBA EuroBasket 2025.

PERSONAL

- Born Sept. 4, 2002, in Ramat Gan, Israel, as Ethan Butler Burg and his nickname is "E."
- Parents are Eddie Butler, a singer, and Orly Burg, a cosmetic professional.
- Has a younger sister, Hili, and a younger brother, Imri.
- Intends to major in communication studies.
- Enjoys spending time with friends and family, going out to restaurants and playing PS5.
- Favorite athlete is Cristiano Ronaldo, whom he considers the greatest athlete of all-time.
- Best sports memory is helping Israel defeat France in FIBA EuroBasket 2025 competition in Katowice, Poland, in Aug. 2025.
- Wears No. 35 because of Kevin Durant, whom Rick Barnes coached at Texas.
- Committed to Tennessee over interest from schools such as Auburn, Duke, Louisville, Minnesota and Xavier,
- Chose Tennessee to become the best version of himself, as both a player and a person.
- First Tennessee player not only from Israel, but also from the Middle East and/or Asia.
- Gained 8.8 pounds in under six weeks after arriving at Tennessee on Sept. 8, 2025, four days after his 23rd birthday.
- Recipient of the M. Dale McCulloch Athletic Scholarship Endowment.

CAREER STATS

	GP-GS	Min	Avg	FG-A	Pct	3FG-A	Pct	FT-A	Pct	Off-Def-Rebs	Avg	PF-FO	Ast	TO	Blk	Stl	Pts	Avg
2025-26	11-1	136	12.4	11-27	.407	8-17	.471	8-8	1.000	1-11-12	1.1	9-0	22	12	0	2	38	3.5
TOTAL	11-1	136	12.4	11-27	.407	8-17	.471	8-8	1.000	1-11-12	1.1	9-0	22	12	0	2	38	3.5

23 JAYLEN CAREY

JR. Forward | 6-8 | 267 | Information Sciences
Southwest Ranches, Fla. | Vanderbilt | James Madison | Westminster Academy



Full bio can be found [HERE](https://www.utsports.com) on [UTsports.com](https://www.utsports.com)



SEASON HIGHS

Points:	22 // at Syracuse, 12/2/25
Rebounds:	10 (2x) // vs. Kansas, 11/26/25
Assists:	4 (2x) // vs. Kansas, 11/26/25
Steals:	2 (2x) // last vs. Louisville (12/16/25)
Blocks:	-- // --
Field Goals:	10 // at Syracuse, 12/2/25
3-Pointers:	-- // --
Free Throws:	3 // vs. Kansas, 11/26/25
Minutes:	26:22 // vs. Kansas, 11/26/25

CAREER HIGHS

Points:	22 // at Syracuse, 12/2/25
Rebounds:	14 // vs. Texas, 2/8/25
Assists:	4 (3x) // last vs. Kansas, 11/26/25
Steals:	2 (8x) // last vs. Louisville, 12/16/25
Blocks:	2 (4x) // last vs. Tenn. Tech, 11/29/24
Field Goals:	10 // at Syracuse, 12/2/25
3-Pointers:	2 (2x) // Kentucky, 1/25/25
Free Throws:	7 // at Tennessee, 2/15/25
Minutes:	28:58 // vs. Auburn, 2/11/25

SEC HIGHS

Points:	18 (2x) // last at Tennessee, 2/15/25
Rebounds:	14 // vs. Texas, 2/8/25
Assists:	3 // at Tennessee, 2/15/25
Steals:	2 (2x) // last vs. Auburn, 2/11/25
Blocks:	1 (12x) // last vs. Arkansas, 3/4/25
Field Goals:	8 // vs. Texas, 2/8/25
3-Pointers:	2 // vs. Kentucky, 1/25/25
Free Throws:	7 // at Tennessee, 2/15/25
Minutes:	28:58 // vs. Auburn, 2/11/25

PRODUCTION TRACKER

	2025-26	Career
Scored 10+ Points	5	24
Scored 15+ Points	1	5
Led the Vols in Scoring	1	1
Had 5+ Rebounds	8	44
Had 10+ Rebounds	3	9
Led the Vols in Rebounding	6	6
Had Multiple Offensive Rebounds	10	42
Had 4+ Offensive Rebounds	5	16
Had a Double-Double	2	6
Had Multiple Blocks	--	4

CAREER STATS

	GP-GS	Min	Avg	FG-A	Pct	3FG-A	Pct	FT-A	Pct	Off-Def-Rebs	Avg	PF-FO	Ast	TO	Blk	Stl	Pts	Avg
2023-24*	36-0	535	14.9	105-157	.669	6-20	.300	36-70	.514	54-99-153	4.3	60-0	27	22	11	24	252	7.0
2024-25^	33-1	667	20.2	105-215	.488	9-39	.231	46-81	.568	75-114-189	5.7	81-2	26	47	21	19	265	8.0
2025-26	12-1	211	17.6	46-80	.575	0-3	.000	16-33	.485	36-44-80	6.7	18-1	19	13	0	7	108	9.0
TOTAL	81-2	1413	17.4	256-452	.566	15-62	.242	98-184	.533	165-257-422	5.2	159-3	72	82	32	50	625	7.7

* at James Madison ^ at Vanderbilt

AS A JUNIOR IN 2025-26

- Recorded 12 points on 5-of-8 shooting and grabbed six rebounds versus Gardner-Webb (12/21/25).
- Compiled his sixth collegiate double-double with 12 points and a game-best 10 rebounds in the triumph over No. 11 Louisville (12/16/25), adding two steals and a career-high 10 free-throw attempts.
- Scored a career-high 22 points on 10-of-16 shooting, also setting a career best in made field goals, in the road opener at Syracuse (12/2/25) and co-lead all players with nine rebounds.
- Tallied his first double-double of the season with 11 points and a game-best 10 rebounds, adding a career-high-tying four assists to co-lead all players, against Kansas (11/26/25) in the Players Era Men's Championship third-place contest.
- Tallied a season-best 13 points on 6-of-11 shooting and grabbed a team-high seven rebounds in the victory against No. 3/2 Houston (11/25/25) in the Players Era Men's Championship.
- Produced nine points on 4-of-5 shooting to go along with five rebounds and two assists versus Rice (11/17/25).
- Started against Mercer (11/3/25) to begin the year in his first action as a Volunteer, amassing eight points and a game-best 10 rebounds, half on the offense end.

AS A SOPHOMORE IN 2024-25 AT VANDERBILT

- One of six to play in all 33 games, making one start, and aided the team to its first NCAA Tournament bid in eight years.
- Averaged 8.0 points, 5.7 rebounds and 0.8 assists in 20.2 minutes per game, finishing with a 48.8 percent field-goal clip.
- Ranked second on the team in total rebounding, offensive rebounding (2.3) and defensive rebounding (3.5), as well as third in field-goal percentage (min. 10 FGA) and total blocks (21).
- Also placed fourth on the roster in free throws both made (46) and attempted (81), as well as finished fifth in scoring and made field goals (105).
- Accumulated three double-doubles, second-most on the team.
- In SEC-only action, led the league in total offensive rebounds (57), as well as ranked second in offensive rebounding average (3.2) and No. 16 in total rebounding average (6.2).
- Scored in double figures 11 times, had 14-plus points five times, reaching 18 twice, all fifth-most on the team.
- Pulled down five-plus rebounds 20 times, with eight-plus 10 times, double digits five times (four in SEC play) and 14 once, all second-most on the roster.
- Grabbed at least five offensive boards five times, with six-plus in a team-leading three contests and nine once.
- Dished out multiple assists on six occasions, with three-plus thrice, with multiple blocks twice and multiple steals twice.
- Posted the second-highest single-game offensive rebound total (nine) on the team, as well as the co-second-highest single-game overall rebounding mark (14).
- In SEC-only play, recorded 9.5 points and 6.2 rebounds in 21.9 minutes per game, with eight of his 11 double-digit point totals, all five of his showings with 14-plus points, four of his five double-figure rebounding outings and two of his three double-doubles.

AS A FRESHMAN IN 2023-24 AT JAMES MADISON

- Appeared in all 36 games, each as a reserve, during the best season in program history.
- Averaged 7.0 points, 4.3 rebounds, 0.8 assists and 0.7 steals in just 14.9 minutes per game, while shooting 66.9 percent from the floor.
- Led the team in field-goal percentage and placed second in offensive rebounding (1.5).
- Finished co-fourth on the roster in both defensive rebounding (2.8) and total blocks (11), as well as fifth in total rebounding, made field goals (105) and free-throw attempts (70).
- One of 18 players—just two were freshmen—in Division I to shoot at least 65.0 percent from the field on 150-plus attempts, finishing No. 11 among that group.
- Among just six Division I freshmen in the last five seasons (2019-24) to shoot at least 65.0 percent from the floor with 150-plus tries, alongside Justin Bodo Bodo (2023-24), Adem Bona (2022-23), Donovan Clingan (2022-23), Jalen Hampton (2022-23) and Micah Handlogten (2022-23).
- Shot 72.3 percent (99-of-137) on 2-point attempts, one of 12 Division I players—just two were freshmen—to eclipse 70.0 percent on 130-plus attempts, placing fifth among that group.
- One of only 11 Division I freshmen in the past 20 years (2004-2024) to shoot 70.0 percent inside the arc on 130-plus tries, joining Braden Huff (2023-24), Micah Handlogten (2022-23), Chet Holmgren (2021-22), Zion Williamson (2018-19), Jaxson Hayes (2018-19), K.J. Williams (2018-19), Lonzo Ball (2016-17), Thomas Bryant (2015-16), Tacko Fall (2015-16) and Mamadou Ndiaye (2013-14).
- Registered one double-double.
- Scored in double figures nine times, five of which came in SEC play, reaching 12-plus on six occasions and 14-plus twice.
- Had at least five rebounds in 14 games, placing third on the team with seven-plus seven times and hitting double figures once.
- Tallied multiple assists six times, twice logging three, plus had multiple steals in four games and multiple blocks twice.
- Had the second-most single-game made field goals without a miss (six) by any player on the team.

HIGH SCHOOL

- Labeled a three-star prospect by both ESPN and Rivals, with the former ranking him No. 22 in the state of Florida.
- Averaged 15.5 points and 10.2 rebounds per game as a senior, garnering Miami Herald 2A-4A First Team All-County recognition.
- Led his team to a 21-8 record, a district title and an appearance in the regional championship game.
- Produced 19.0 points, 13.0 rebounds, 3.0 assists and 3.0 blocks per game as a junior, earning FABC 3A Third Team All-State and Miami Herald 2A-4A Second Team All-County plaudits.
- Aided the team to a 22-7 mark and a regional title game appearance.
- Received Miami Herald 2A-4A All-County Honorable Mention designation as a sophomore after putting up 12.0 points and 8.0 rebounds per game, helping his team make the regional quarterfinals.
- Attended NSU University School as a freshman, averaging 6.0 points and 4.0 rebounds per game.
- Played on the AAU circuit with Nightrydas Elite and was tabbed a 2022 All-Nike EYBL Peach Jam Second Team and All-Defensive Team honoree after averaging 15.2 ppg, 10.0 rpg, 3.5 apg, 1.8 bpg and 1.0 spg in the elite tournament.
- Notable Westminster Academy alumni include current MLB outfielder Michael A. Taylor, former NFL quarterback Danny Kanell and former MLB players Kevin Chapman and Matt den Dekker.

PERSONAL

- Born July 20, 2005, in Davie, Fla., as Jaylen Isaiah Carey.
- Parents are Vernon Carey Sr., and LaTavia Carey, a substitute teacher.
- Father was a national champion (2001) and All-American (2003) offensive lineman at Miami before going No. 19 in the 2004 NFL Draft to the Miami Dolphins, for whom he started 107 games over an eight-year NFL career (2004-11).
- Has an older brother, Vernon Jr., and a twin sister, Taelynn, and a younger sister, Dynver.
- Brother, a 2019-20 All-American and the consensus national freshman of the year at Duke, went No. 32 in the 2020 NBA Draft by the Charlotte Hornets and he competed in 37 NBA games over three seasons (2020-23) before playing overseas.
- His late maternal grandfather, Vincent Banks, played basketball at Oral Roberts (1973-75).
- Enjoys bowling, fishing and spending time with his teammates.
- Favorite athlete is LeBron James because he feels he does things the right way.
- Best sports memory is winning the Sun Belt Tournament title as a freshman at James Madison.
- After donning No. 15 as a freshman and No. 22 as a sophomore, now wears No. 23 because he added a number to the latter.
- Committed to Tennessee over numerous SEC schools, as well as Cincinnati, Florida State, Seton Hall and USC.
- Chose Tennessee because of Rick Barnes' history of success and the program's culture.
- First Volunteer from Florida since Derek Reese (2015-16) and follows eight total Sunshine State letter winners, including three-time All-SEC honoree Dyrone Nix (1985-89) and All-America selection Austin "Red" Robbins (1964-66).
- Has a max reverse band back squat of 510 pounds, a plus-5.25 wingspan (7-1.25) and an 8-9.25 standing reach.
- Recipient of the Bob & Judy Buchanan Family Athletics Scholarship.

13 J.P. ESTRELLA



SEASON HIGHS

Points:	23 // vs. North Fla., 11/12/25
Rebounds:	11 // vs. Northern Ky., 11/8/25
Assists:	3 // vs. Northern Ky., 11/8/25
Steals:	1 // vs. Mercer, 11/3/25
Blocks:	1 (3x) // last vs. Gardner-Webb, 12/21/25
Field Goals:	11 // vs. North Fla., 11/12/25
3-Pointers:	1 (2x) // last vs. Kansas, 11/26/25
Free Throws:	4 // vs. Rutgers, 11/24/25
Minutes:	20:03 // vs. Northern Ky., 11/8/25

CAREER HIGHS

Points:	23 // vs. North Fla., 11/12/25
Rebounds:	11 // vs. Northern Ky., 11/8/25
Assists:	3 // vs. Northern Ky., 11/8/25
Steals:	1 // vs. Mercer, 11/3/25
Blocks:	1 (3x) // last vs. Gardner-Webb, 12/21/25
Field Goals:	11 // vs. North Fla., 11/12/25
3-Pointers:	1 (2x) // last vs. Kansas, 11/26/25
Free Throws:	4 // vs. Rutgers, 11/24/25
Minutes:	20:03 // vs. Northern Ky., 11/8/25

SEC HIGHS

Points:	7 // vs. Florida, 1/16/24
Rebounds:	3 // at Vanderbilt, 1/27/24
Assists:	1 // vs. South Carolina, 1/30/24
Steals:	-- // --
Blocks:	1 // vs. Florida, 1/16/24
Field Goals:	2 // vs. Florida, 1/16/24
3-Pointers:	-- // --
Free Throws:	3 // vs. Florida, 1/16/24
Minutes:	8:52 // vs. Florida, 1/16/24

PRODUCTION TRACKER

	2025-26	Career
Scored 5+ Points	8	12
Scored 10+ Points	6	6
Had 5+ Rebounds	5	6
Had 10+ Rebounds	2	2
Led the Vols in Rebounding	2	2
Had Multiple Offensive Rebounds	4	7
Had a Double-Double	2	2
Had Multiple Blocks	--	--
Led the Vols in Blocks	1	3
Had Multiple Steals	--	--

CAREER STATS

	GP-GS	Min	Avg	FG-A	Pct	3FG-A	Pct	FT-A	Pct	Off-Def-Rebs	Avg	PF-FO	Ast	TO	Blk	Stl	Pts	Avg
2023-24	25-0	124	5.0	15-21	.714	0-0	.000	10-14	.714	10-10-20	0.8	24-0	3	10	3	0	40	1.6
2024-25	3-0	31	10.2	6-9	.667	0-0	.000	2-3	.667	3-5-8	2.7	4-0	1	0	2	0	14	4.7
2025-26	10-0	134	13.4	46-65	.708	2-5	.400	10-14	.714	21-24-45	4.5	14-0	6	7	3	1	104	10.4
TOTAL	38-0	289	7.6	67-95	.705	2-5	.400	22-31	.710	34-39-73	1.9	42-0	10	17	8	1	158	4.2

R-SO. Forward | 6-11 | 240 | Recreation & Sport Management
Scarborough, Maine | Brewster Academy (N.H.)



Last name pronounced: Uh-STRELL-Uh
Full bio can be found [HERE](#) on [UTSports.com](#)

AS A REDSHIRT SOPHOMORE IN 2025-26

- Put up 10 points on 4-of-6 shooting, to go along with seven rebounds and two assists, against Gardner-Webb (12/21/25).
- Did not play at Syracuse (12/2/25) due to a right ankle injury sustained in the previous game versus Kansas (11/26/25).
- Put up 10 points on 4-of-4 field-goal shooting in the Players Era Men's Championship third-place game versus Kansas (11/26/25).
- Scored eight points, making all three of his field goals—including the go-ahead basket to give the team a lead it would not concede—and both his free throws, in the triumph versus No. 3/2 Houston (11/25/25) in the Players Era Men's Championship, adding five rebounds.
- Returned to the floor with a 10-point performance against Rutgers (11/24/25) in the first game of the Players Era Men's Championship, shooting 4-of-4 at the line to set a career high in makes.
- Did not play against Tennessee State (11/20/25) due to a left knee injury sustained in the final minutes of the first half of the prior game against Rice (11/17/25).
- Posted a third straight career-best point total and second consecutive double-double with a game-high 23 points on 11-of-14 shooting and 10 rebounds versus North Florida (11/12/25), becoming the fourth SEC player—fifth instance—in the last six years (2020-26) with 11-plus makes on fewer than 15 attempts and 10-plus rebounds, joining Jonas Aidoo (2/14/24), Tolu Smith III (twice) and Oscar Tshiebwé (11/16/21).
- Tallied his first double-double with a then-career-high 17 points on 8-of-11 shooting, a new top mark in makes, and career-best 11 boards against Northern Kentucky (11/8/25), adding a career-high three assists in a career-best 20 minutes.
- Returned to action in the season opener versus Mercer (11/3/25) and scored a then-career-high 12 points on 6-of-10 shooting, also setting a then-career best in made field goals, plus tied his top mark with five rebounds.

AS A SOPHOMORE IN 2024-25

- Averaged 4.7 points and 2.7 rebounds per game across the first three contests of the year, shooting 6-of-9 from the floor, before his season ended due to injury.
- After missing three games while being evaluated, announced on 11/25/24 as out for the remainder of the season due to surgery on his left foot.
- Posted a career-best eight points against Montana (11/13/24), hitting all three of his field goals to tie a career high in makes and connecting on both his free throws
- Set a career high with five rebounds in the win at Louisville (11/9/24), adding two points and a block.
- Opened the season by making both of his field-goal attempts in the victory over Gardner-Webb (11/4/24).

AS A FRESHMAN IN 2023-24

- Appeared in 25 games, including eight of the final 10, totaling 40 points and 20 rebounds in 124 total minutes of action.
- Went 15-of-21 (71.4 percent) from the floor to record the second-best field-goal clip among SEC players with at least 20 attempts and fifth-best mark among DI freshmen with 20-plus shots.
- Tied for third on the team with eight dunks and led the Volunteers with 2.58 slams per 40 minutes.
- Made multiple field goals five times, thrice without a miss.
- Grabbed multiple rebounds in four outings, scored six-plus points in three and played 12-plus minutes twice.
- Played a career-high 15 minutes in the Elite Eight matchup with third-ranked Purdue (3/31/24) and made his lone field-goal attempt, an alley-oop dunk to tie the game at 58 with 5:42 left.
- Made his NCAA Tournament debut with six points in eight minutes in the Round of 64 win against Saint Peter's (3/21/24).
- Did not play in the victories at Arkansas (2/14/24) and over Vanderbilt (2/17/24) due to a left leg injury.
- Scored a then-career-best seven points, finishing 2-of-2 from the floor and 3-of-4 at the line, and blocked one shot in the win over Florida (1/16/24).
- Produced seven points on a perfect 3-of-3 field-goal clip in the victory against George Mason (12/5/23).
- Had three offensive rebounds in just nine minutes during Tennessee's win over Syracuse (11/20/23) at the Maui Invitational.
- Made his official Tennessee debut in the season-opening victory over Tennessee Tech (11/6/23).

HIGH SCHOOL

- Tabbed as a unanimous four-star, top-80 recruit and the best prospect from the state of Maine.
- Placed No. 57 in Rivals' national rankings, including fifth among centers.
- Finished No. 59 in the On3 Consensus rankings and No. 61 on the 247Sports Composite list, both eighth-best at center.
- Among 27 participants in the elite Allen Iverson Roundball Classic in April 2023 in Union, N.J.
- Started in the prestigious UA Next Elite 24 in August 2022 Chicago and earned First Team All-NBPA Top 100 Camp after the prominent event in June 2022 in Kissimmee, Fla.
- Transferred to Brewster Academy in Wolfeboro, N.H., for his senior year and helped the team to a 35-2 record and a MaxPreps national ranking of seventh among prep schools.
- Went to South Portland High School for two years and earned a varsity letter each season.
- Posted 20.2 points, 11.8 rebounds and 4.1 blocks per game during his junior campaign, en route a Class AA state title and Varsity Maine All-State distinction.
- Attended Scarborough High School during his freshman year, competing mainly with the junior varsity team.
- Competed with the Middlesex Magic on the Under Armour AAU circuit after previously playing for the XL Thunder.
- During his lone year at Brewster, played alongside fellow consensus 2023 top-150 recruits Solomon Ball (Connecticut), Carey Booth (Colorado State/Illinois/Notre Dame), Taylor Bol Bowen (Alabama/Florida State), Aaron Clark (Pepperdine/Wake Forest) and Reid Ducharme (Siena/Xavier).
- Among the notable Brewster alumni are 20-plus NBA players, including Will Barton, Devonte' Graham, Donovan Mitchell, Thomas Robinson and T.J. Warren, as well as actor Topher Grace.
- San Antonio Spurs assistant coach Brett Brown went to South Portland, as did former MLB players Jim Beattie, Charlie Furbush and Bill Swift.

PERSONAL

- Born Sept. 3, 2004, in Fall River, Mass., as Joseph Peter Estrella, but goes by J.P.
- Parents are Mark and Allie Estrella, the latter of whom, then Allie Booth, played basketball at Boston College from 1995-99, after claiming Maine Miss Basketball distinction in 1995.
- Mother's college career ended in Knoxville on 3/15/99 when the eighth-seeded Eagles fell to top-seeded Lady Volunteers, the three-time reigning national champions, in NCAA Tournament Round of 32, with Allie unable to play due to knee injuries that kept her out the entire season.
- Has one younger brother, Cameron.
- Interests outside of basketball include camping, hanging out with friends and video games.
- Favorite athlete is his mother because he looks up to her.
- Best sports memory is winning the state championship during his junior year of high school.
- Has a superstition of throwing up a "W" with his hands after every victory.
- Grew seven inches between his sophomore and junior years of high school, as well as went from a size 13 sneaker to a 17.
- Committed to Tennessee over Iowa and Syracuse, plus held offers from numerous other schools, including NCAA title-winning programs like Connecticut, Duke, Kansas, Kentucky, Louisville, Marquette and Maryland.
- The first player in program history from the state of Maine and chose Tennessee because of Rick Barnes.
- Owens a max reverse band back squat of 510 pounds, a 7-1.75 wingspan and 9-3 standing reach, plus dropped 10 pounds and reduced his body fat by 5.2 percent in the offseason prior to his redshirt sophomore campaign.
- Recipient of the C & C Millwright Athletic Scholarship.

1 AMARI EVANS

FR. Guard | 6-5 | 220 | Recreation & Sport Management
Pittsburgh, Pa. | Overtime Elite (Ga.)



Full bio can be found [HERE](#) on [UTsports.com](#)

AS A FRESHMAN 2025-26

- Produced six points, three rebounds and a co-team-high three steals, the latter mark a new top total, against Gardner-Webb (12/21/25).
- Scored seven points on a perfect 3-of-3 field-goal clip, including knocking down his first collegiate 3-pointer, in the win versus No. 11 Louisville (12/16/25).
- Grabbed four rebounds in just six minutes of action at Syracuse (12/2/25) in his first road game as a collegian.
- Pulled down four rebounds in 12 minutes of action in the win over Rutgers (11/24/25) in the Players Era Men's Championship opener.
- Logged one assist and one rebound in his college debut against Mercer (11/3/25) to open the season.

HIGH SCHOOL

- A consensus four-star, top-80 recruit unanimously considered a top-10 prospect in the state of Georgia.
- Ranked as high as No. 50 nationally by 247Sports, which placed him No. 11 among small forwards and fourth in Georgia.
- Finished No. 67 in the 247Sports Composite rankings and No. 69 on the On3 Consensus list, with both listing him as the seventh-best recruit in Georgia.
- McDonald's All-American Game nominee who took part in the 2025 Nike Hoop Summit with the Portland Generals, a team of high schoolers there for practices and scrimmages.
- Two-time Overtime Elite Defensive Player of the Year who set the Overtime Elite career record for steals (118).
- Averaged 15.8 points, 7.3 rebounds, 3.8 assists and 2.5 steals per game for City Reapers at Atlanta-based Overtime Elite during the regular season of his senior campaign.
- Scored 17-plus in 10 of 20 regular season outings, with 20-plus in four and a high of 29, and amassed seven double-doubles, twice logging at least 13 rebounds.
- Earned First Team All-Overtime Elite distinction after helping his team make a second straight championship appearance.
- Averaged 10.6 points, 6.1 rebounds, 3.1 assists and 2.2 steals per game as a junior during the Overtime Elite regular season, the latter mark second-best in the league.
- Upped his marks to 11.8 points and 2.9 steals per game in the playoffs, scoring 17-plus in three of eight contests, to help City Reapers win the Overtime Elite championship.
- Went to Our Saviour Lutheran School—the alma mater of VFL Zakai Zeigler—in Bronx, N.Y., as a sophomore.
- Attended Bishop Canevin High School in his hometown as a freshman, entered the starting lineup in the second game and aided the team to a 25-4 record.
- Helped Bishop Canevin win its first-ever PIAA state title in any boys' sport with a 64-47 victory over Neumann Regional Academy in the 1A final and to a WPIAL conference crown with a 58-45 triumph over Union Area High School, scoring 10 points in each outing.
- Competed with New Heights Lightning on the Nike EYBL circuit and made the Peach Jam quarterfinals three years in a row.
- Earned academic high honors throughout his prep career, never missing that mark.
- City Reapers teammates across his two years at Overtime Elite included players such as Tyler Jackson (Eastern Kentucky), Jahki Howard (Utah), Jahzare Jackson (Georgia football), Cole Kirouac (Georgia Tech), Jaeden Mustaf (Georgia Tech), Efeosa Oliogu-Elabor (Butler), Meleek Thomas (Arkansas), Bryson Tiller (Kansas) and Micah Tucker (Georgia State).
- Rob Dillingham, Alex Sarr, Amen Thompson and Ausar Thompson are among the notable Overtime Elite alumni, as are several current SEC players such as Kanon Catchings (Georgia), Somto Cyril (Georgia), Eli Ellis (South Carolina), Karter Knox (Arkansas) and Meleek Thomas (Arkansas).

PERSONAL

- Born July 24, 2006, in Pittsburgh as Amari Landon Evans and his nickname is Mari.
- Mother, Brittney, is a financial clerk.
- Has an older brother, Antaun, and two younger sisters, Kennedi and Bailey.
- Enjoys bowling, playing video games and collecting basketball sneakers.
- Favorite athlete is LeBron James because he considers him the greatest basketball player ever.
- Best sports memory is winning the Overtime Elite championship as a junior.
- Takes a nap before every game.
- Wears No. 1 because he has done so since playing football, which he played from age six to 13, competing as a wide receiver and cornerback.
- Committed to Tennessee over Pittsburgh and Xavier, as well as held offers from schools such as Georgetown, Penn State, Mississippi State, Ole Miss, Texas A&M and Villanova, among others.
- Chose Tennessee because he got a family vibe from the start.
- Follows three prior Tennessee letter winners from Pennsylvania, all of whom played from 1939-71.
- Owns the third-largest wingspan differential on the team at plus-5.75 (6-10.75), as well as possesses a plus-2.1 standing reach (8-6).
- Recipient of the W. B. Nowling Athletic Scholarship and the Randall Keith Nutt Athletic Scholarship Endowment.

SEASON HIGHS

Points:	7 // vs. Louisville 12/16/25
Rebounds:	4 (3x) // last vs. Illinois, 12/6/25
Assists:	2 // vs. North Fla., 11/12/25
Steals:	3 // vs. Gardner-Webb, 12/21/25
Blocks:	-- // --
Field Goals:	3 (2x) // last vs. Gardner-Webb, 12/21/25
3-Pointers:	1 // vs. Louisville, 12/16/25
Free Throws:	2 // vs. Tenn. State, 11/20/25
Minutes:	12:26 // vs. Rutgers, 11/24/25

CAREER HIGHS

Points:	7 // vs. Louisville 12/16/25
Rebounds:	4 (3x) // last vs. Illinois, 12/6/25
Assists:	2 // vs. North Fla., 11/12/25
Steals:	3 // vs. Gardner-Webb, 12/21/25
Blocks:	-- // --
Field Goals:	3 (2x) // last vs. Gardner-Webb, 12/21/25
3-Pointers:	1 // vs. Louisville, 12/16/25
Free Throws:	2 // vs. Tenn. State, 11/20/25
Minutes:	12:26 // vs. Rutgers, 11/24/25

SEC HIGHS

Points:	-- // --
Rebounds:	-- // --
Assists:	-- // --
Steals:	-- // --
Blocks:	-- // --
Field Goals:	-- // --
3-Pointers:	-- // --
Free Throws:	-- // --
Minutes:	-- // --

PRODUCTION TRACKER

	2025-26
Scored 5+ Points	2
Scored 10+ Points	--
Had 5+ Rebounds	--
Had Multiple Offensive Rebounds	--
Had 3+ Assists	--
Led the Vols in Assists	--
Made Multiple 3-Pointers	--
Had Multiple Steals	1
Led the Vols in Steals	1
Had a Positive Assist/TO Ratio	4

CAREER STATS

	GP-GS	Min	Avg	FG-A	Pct	3FG-A	Pct	FT-A	Pct	Off-Def-Rebs	Avg	PF-FO	Ast	TO	Blk	Stl	Pts	Avg
2025-26	10-0	69	6.9	7-19	.368	1-7	.143	3-4	.750	4-17-21	2.1	10-1	6	3	0	6	18	1.8
TOTAL	10-0	69	6.9	7-19	.368	1-7	.143	3-4	.750	4-17-21	2.1	10-1	6	3	0	6	18	1.8

JA'KOBİ GILLESPIE

SR. Guard | 6-1 | 188 | Information Sciences
Greenville, Tenn. | Maryland | Belmont | GreenvilleFull bio can be found [HERE](#) on UTsports.com

SEASON HIGHS

Points:	32 // vs. Rutgers, 11/24/25
Rebounds:	5 // vs. Illinois, 12/6/25
Assists:	9 // vs. Gardner-Webb, 12/24/25
Steals:	2 (3x) // last vs. Kansas, 11/26/25
Blocks:	1 (4x) // last at Syracuse, 12/2/25
Field Goals:	11 // vs. Rutgers, 11/24/25
3-Pointers:	6 // vs. Rutgers, 11/24/25
Free Throws:	10 // vs. Louisville, 12/16/25
Minutes:	38:18 // vs. Houston, 11/25/25

CAREER HIGHS

Points:	32 // vs. Rutgers, 11/24/25
Rebounds:	8 (2x) // last vs. Murray St., 2/7/24
Assists:	11 // vs. Syracuse (N), 12/21/24
Steals:	7 // vs. Berry, 11/14/23
Blocks:	2 (2x) // last at Penn, 11/25/23
Field Goals:	11 (3x) // last vs. Rutgers, 11/24/25
3-Pointers:	6 // vs. Rutgers, 11/24/25
Free Throws:	11 // vs. Michigan State, 2/26/25
Minutes:	40:00 // at Northwestern, 1/16/25

SEC HIGHS

Points:	-- // --
Rebounds:	-- // --
Assists:	-- // --
Steals:	-- // --
Blocks:	-- // --
Field Goals:	-- // --
3-Pointers:	-- // --
Free Throws:	-- // --
Minutes:	-- // --

PRODUCTION TRACKER

	2025-26	Career
Scored 10+ Points	11	80
Scored 20+ Points	5	19
Led the Vols in Scoring	6	5
Made Multiple 3-Pointers	9	56
Had 5+ Rebounds	2	20
Had 5+ Assists	8	45
Led the Vols in Assists	10	10
Had Multiple Steals	5	56
Led the Vols in Steals	1	1
Had a Positive Assist/TO Ratio	12	75

CAREER STATS

	GP-GS	Min	Avg	FG-A	Pct	3FG-A	Pct	FT-A	Pct	Off-Def-Rebs	Avg	PF-FO	Asst	TO	Blk	Stl	Pts	Avg
2022-23*	32-8	710	22.2	118-260	.454	23-78	.295	47-66	.712	8-59-67	2.1	67-0	106	58	11	49	306	9.6
2023-24*	25-24	785	31.4	165-294	.561	41-106	.387	59-71	.831	12-83-95	2.8	57-0	106	61	8	55	430	17.2
2024-25*	36-36	1136	31.6	180-397	.453	87-214	.407	81-94	.862	19-80-99	2.8	68-2	174	68	4	69	528	14.7
2025-26	12-12	378	31.5	73-174	.420	33-95	.347	32-37	.865	7-26-33	2.8	31-0	68	33	4	15	211	17.6
TOTAL	105-80	3010	28.7	536-1125	.476	184-493	.373	219-268	.817	46-248-294	2.8	223-2	454	220	27	188	1475	14.0

* at Belmont * at Maryland

HONORS

- 2025-26: USBWA Oscar Robertson National Player of the Week (12/23/25) ... SEC Player of the Week (12/22/25) ... Lute Olson Award Early Season Watch List ... Wooden Award Preseason Watch List ... Naismith Trophy Preseason Watch List ... USBWA Oscar Robertson Trophy Preseason Watch List ... College Hoops Today Preseason All-America Honorable Mention ... Preseason Second Team All-SEC (Media & Coaches) ... Bob Cousy Award Top 20 Preseason Watch List
- 2024-25: Third Team All-Big Ten (Coaches, Media) ... NABC First Team All-East District
- 2023-24: Second Team All-MVC ... MVC All-Defense Team ... MVC Most-Improved Team
- 2022-23: MVC All-Freshman Team ... MVC All-Bench Team ... Two-time MVC Newcomer of the Week (1/16/23, 2/27/23)

AS A SENIOR IN 2025-26 AT TENNESSEE

- Produced a co-game-high 15 points and a season-best nine assists versus Gardner-Webb (12/21/25).
- Put up a game-best 23 points, including 20 in the second half, and a game-high five assists in the victory against No. 11 Louisville (12/16/25), finishing 10-of-10 at the line to become the first Volunteer since Jaden Springer on 2/24/21 to make double-digit free throws without a miss.
- Amassed a team-leading 15 points, five rebounds and five assists in a Music City Madness contest against No. 14/15 Illinois (12/6/25).
- Produced a team-high 22 points, four rebounds, and a co-team-best four assists in the victory over No. 3/2 Houston (11/25/25) in the Players Era Men's Championship, becoming the third Volunteer in the last seven seasons (2019-26) to shoot at least 9-of-9 from the line, with six of his makes in the final 35 seconds.
- Dropped a career-high 32 points, 23 of which came in the first half, against Rutgers (11/24/25) to begin the Players Era Men's Championship, shooting 11-of-22 to tie a career best in makes and going 6-of-10 from deep to set a new top mark in 3-point makes, plus added four assists, three rebounds, two steals and one block.
- Had a team-best 17 points, a co-game-high five assists and three steals versus Tennessee State (11/20/25) and made all six of his shots inside the arc.
- Put up 17 points and a season-best eight assists against Rice (11/17/25), shooting 3-of-6 from deep.
- Totalled 21 points, a game-best seven assists, two steals, one block and a 4-of-10 long-range ledger against North Florida (11/12/25).
- Scored 20 points on 8-of-14 shooting, including a 4-of-10 clip from deep, against Northern Kentucky (11/8/25).

AS A JUNIOR IN 2024-25 AT MARYLAND

- One of four players to start all 36 games, aiding the team to its most wins and first Sweet 16 in nine years.
- Averaged 14.7 points, 4.8 assists, 2.8 rebounds and 1.9 steals in 31.6 minutes, shooting 45.3 percent from the field, 40.7 percent from deep and 86.2 percent at the stripe.
- Paced the roster in assists, assist-to-turnover ratio (2.56), steals, minutes, free-throw percentage and made 3-pointers (87), the last of which was fourth in program history.
- Ranked second on the team in scoring, 3-point percentage and made field goals (180), plus finished third in total rebounding, defensive rebounding (2.2) and field-goal percentage (min. 15 FGM/gm), as well as placed fourth in free throws both made (81) and attempted (94).
- Notched one double-double, the fourth by a Terrapin with points and assists in the last 15 seasons (2010-25), alongside two from Anthony Cowan and one by Melo Trimble.
- One of three Big Ten players in the last 35 seasons (1990-2025) to average at least 14.5 points, 4.5 assists, 2.5 rebounds and 1.5 steals per game while shooting at least 40.0 percent from 3-point range, following Ohio State's D'Angelo Russell (2014-15) and Wisconsin's Tracy Webster (1991-92).
- Placed co-No. 31 nationally in total points (69), co-No. 34 in total assists (174), No. 36 in assist-to-turnover ratio, No. 52 in steals average, No. 58 in assists average and co-No. 77 in total made 3-pointers.
- One of four to rank top-40 in DI in steals, assists and assist-to-turnover ratio, joining Drake's Bennett Stirtz, Purdue's Braden Smith and St. John's' Kadary Richmond, while just four others—Penn State's Ace Baldwin Jr., Merrimack's Adam Clark, Louisville's Chuckie Hepburn and Tennessee's Zakai Zeigler—did so in even just steals and assists.
- Among five Power Five players to average at least 14.5 points, 4.5 rebounds, 2.5 assists and 1.5 steals per game—the others are Louisville's Chuckie Hepburn, Pittsburgh's Jaland Lowe, West Virginia's Javon Small and Purdue's Braden Smith—and the only Division I player to post that line while shooting at least 40.0 percent from long range.
- Led the Big Ten in total made 3-pointers, while placing second in 3-point makes per game (2.4), third in total steals, fourth in steals average and co-fourth in total assists.
- Also finished fifth in the Big Ten in assists average, assist-to-turnover ratio and 3-point percentage, as well as No. 13 in total points (528), co-No. 16 in made field goals and No. 17 in scoring average.
- In league-only action, led the Big Ten in made 3-pointers per game (2.7), plus ranked fourth in steals average (1.9), sixth in both assists average (4.8) and 3-point percentage (42.2), eighth in both free-throw percentage (85.9) and assist-to-turnover ratio (1.96), No. 13 in minutes average (33.8) and No. 15 in scoring average (16.3).
- Tied for the second-most made free throws without a miss (11) by a Big Ten player all year.
- Scored in double figures a co-team-best 30 times to tie for fourth-most such outings by a Big Ten player, notching 15-plus points in 20 contests, 17-plus in 12 (all against Power Five foes), 20-plus in six and 26-plus twice.
- Paced the team in number of outings with at least three (29), five (17), seven (11) and nine (five) assists, ranking third in the Big Ten in each of the latter two.
- Led the Big Ten in number of games with at least two (27) and three (17) 3-pointers, plus led the team with four-plus eight times and co-led the Terrapins with five twice.
- Co-led the Big Ten with multiple steals in 23 outings, as well as paced the team with three-plus takeaways nine times and four on four occasions, plus grabbed five-plus boards on eight occasions and reached seven twice.
- Had all 13 instances of a Terrapin recording six-plus assists, plus the most made free throws without a miss (11) and co-second most makes (11) on any number of attempts.

AS A SOPHOMORE IN 2023-24 AT BELMONT

- Appeared in 25 games of 33 games, missing eight due to injury, and made 24 starts.
- Averaged 17.2 points, 4.2 assists, 3.8 rebounds and 2.2 steals in 31.4 minutes, while shooting 56.1 percent overall, 38.7 percent beyond the arc and 83.1 percent at the line.
- Led the team in scoring average, assists average, steals average and minutes average, plus ranked second in field-goal percentage.
- Finished third on the roster in third in made field goals (165) and made free throws (59), fourth in made 3-pointers (41) and assist-to-turnover ratio (1.74), as well as fifth in rebounding, defensive rebounding (3.3) and free-throw attempts (71).
- Ended the year tied for No. 20 nationally in steals per game and No. 41 in field-goal percentage.
- One of only four qualified guards in the country to shoot over 55.0 percent, ranking third among that group.
- Shot 66.3 percent (118-of-178) inside the arc to rank No. 39 nationally, per KenPom, in 2-point percentage and was the only player in the top-100 under 6-foot-3.
- Finished as one of three Division I players (min. 100 MP) to post a 56/38/83 shooting line, alongside Eastern Washington's Cedric Coward and Auburn's Jaylin Williams.
- Second MVC player (min. 100 MP) in the last 30 seasons (1994-2024) to record a 56/38/83 shooting line, joining Evansville's Dru Smith (2017-18).
- Only Division I player in the last 30 years (1994-2024) to average at least 17.0 points and 2.0 steals per game, while notching a 56/38/83 shooting line.
- Led the MVC in steals average and placed third in total steals (55), plus ranked fifth in scoring average, assists average and field-goal percentage.
- Seventh in the MVC in free-throw percentage, ninth in assist-to-turnover ratio, No. 10 in 3-point percentage, No. 14 in total assists (106) and co-No. 17 in total points (430).
- Posted the highest single-game steals total (seven) by any player in the MVC on the year.
- Co-led the MVC in outings with at least four steals (four), plus tied for third in games with three-plus steals (seven) and two-plus steals (17), all of which paced the team.
- Scored in double figures 24 times, with 15-plus on 18 occasions and 20-plus seven times.
- Dished out three-plus assists in 22 contests, with five-plus a team-best 12 times, six-plus twice and seven twice.

AS A FRESHMAN IN 2022-23 AT BELMONT

- Completed in all 32 games, one of three individuals to do so, and earned eight starting nods, including in each of the first six games.
- Averaged 9.6 points, 3.3 assists, 2.1 rebounds and 1.5 steals in 22.2 minutes per game, while notching a 45.4 percent clip from the field.
- Paced the team in steals, as well as ranked second in assists and assist-to-turnover ratio (1.83).
- Third in free throws both made (47) and attempted (66), placed co-third in total blocks (11), ranked fourth in scoring and fifth in both minutes and made 3-pointers (23).
- One of nine freshmen nationally to log 300 points, 100 assists and 45 steals, alongside Merrimack's Jaden Bennett, Arkansas' Anthony Black, FIU's Arturo Deen, Incarnate Words' Trent Miller, Syracuse's Judah Mintz, St. Thomas' Andrew Rohde, Colgate's Braeden Smith and Kentucky's Cason Wallace.
- One of two MVC freshmen in the last 15 seasons (2008-23) with 300 points, 100 assists and 45 steals in a single campaign, joining Indiana State's Jake Odum (2010-11).
- Ranked co-third in the MVC in steals average, co-fifth in total steals (49), sixth in assist-to-turnover ratio and ninth in both assists average and total assists (106).
- In league-only competition, ranked fifth in the MVC in assist-to-turnover ratio (1.93), tied for No. 11 in assists average (2.9) and tied for No. 12 in steals average (1.3).
- Tied for the most steals in a single game (six) by an MVC player on the year.
- Scored in double figures 16 times, including in each of the first six and each of the last three games, with 15-plus points in five outings, plus twice grabbed five-plus boards.
- Dished out at least three assists on 19 occasions, with five-plus eight times, six-plus six times and eight twice, with each mark top-two on the team.
- Notched multiple steals 11 times, second-most on the roster, and led the team with both eight performances of three-plus steals and four showings with three-plus.

HIGH SCHOOL

- A two-time TSWA All-State pick, two-time 5StarPreps.com Tennessee Player of the Year, two-time Knox News First Team All-PrepXtra selection and a two-time TSSAA state tournament MVP, collecting each of those honors as both a junior and senior, who totaled 2,129 points across his three-year prep career.
- Led his school to back-to-back state championships, as well as to an 89-18 record and three straight state tournament appearances over his final three campaigns.
- Averaged 27.3 ppg, 4.9 rpg, 4.4 apg and 3.0 spg per game as a senior, shooting 40.4 percent from deep and 64.0 percent inside the arc, plus 78.5 percent at the line.
- Named Tennessee 3A Mr. Basketball, the first from the Northeast part of the state to win it in its then-37-year history, and selected to the TACA East/West All-Star Game.
- Aided his team to a 31-6 record and the TSSAA 3A state title, totaling 25 points, seven assists and six rebounds in a 77-48 title game victory over Jackson South Side.
- Notched 32 points, seven rebounds, two steals, a 6-of-11 3-point clip and a 6-of-6 free-throw mark in a 59-55 state semifinal triumph over Stone Memorial, as part of a state tournament MVP run in which he averaged 26.3 points per game.
- Averaged 20.8 points, 4.1 rebounds and 2.4 steals and 2.3 assists per game as a junior, finishing as a Tennessee 2A Mr. Basketball finalist.
- Helped his team to a 32-6 record, including 17 straight wins to end the year, en route to a TSSAA 2A state crown, the school's first in the sport.
- Had 17 points and seven boards, including grabbing the clinching rebound, in a 47-46 win against Jackson South Side, finishing his state tournament MVP run at 22.7 ppg.
- Helped his team go 26-6 and reach the TSSAA 2A state tournament, which was canceled due to the COVID-19 pandemic, as a sophomore.
- Standout wide receiver, cornerback and return specialist as a prep football player, garnering TSWA 4A All-State and Greenville Sun All-County honors as a senior to earn him an official congratulatory state resolution, who earned Power Five football scholarship offers from programs such as Virginia Tech and Vanderbilt.
- Completed on the AAU circuit for B. Maze Elite, a Knoxville-based program run by former Tennessee guard Bobby Maze (2008-10), and played alongside three future Vols.

PERSONAL

- Born March 10, 2004, in Greenville, Tenn., as Ja'Kobi Broderick Gillespie and his nickname is Kobi.
- Parents are Byron Gillespie, a personal trainer who played defensive line at Chattanooga, and Heather Johnson, who works at an oil company.
- Has two older brothers, Jaevon and Jordan, an adopted older brother, Terry Grove, an older sister, Jocelyn, and a younger sister, Jayla.
- Favorite athlete is Kobe Bryant because he is named after him and he considers him the greatest basketball player ever.
- Best sports memory is, as a junior, winning the first state basketball championship in Greenville High School history.
- Committed to Tennessee over BYU, Kentucky, North Carolina and Villanova, selecting UT because it is a great place with amazing people and excellent fans.
- The first Vol from Greenville, approximately 75 miles east of Knoxville, since Roe Campbell in 1923, he enjoys building Legos and wears No. 0 because he likes the number.
- Has a plus-4.25 wingspan differential (6-5:25), owns a max trap bar deadlift of 2.77 times his body weight (520 pounds) and has a max bench press of 275 pounds.
- The recipient of the Earl Keister II Basketball Scholarship Endowment, he gained 115 pounds and upped his vertical jump by 3.28 inches during the 2025 offseason at UT.

24 TROY HENDERSON

FR. Guard | 6-1 | 186 | Recreation & Sport Management
Richmond, Va. | John Marshall

@TROYHENDERSONN

Full bio can be found [HERE](#) on UTsports.com

AS A FRESHMAN IN 2025-26

- Scored nine points on 3-of-5 long-range shooting against Gardner-Webb (12/21/25) to set new highs in points, made field goals and made 3-pointers.
- Dished out five assists against Northern Kentucky (11/8/25), becoming the first Tennessee freshman to reach that mark with no turnovers since Kennedy Chandler on 3/13/22 in the SEC Tournament title game, plus added two steals.
- Made his collegiate debut in the season opener versus Mercer (11/3/25), finishing with six points, two assists and a 2-of-3 long-range clip.

HIGH SCHOOL

- Labeled a three-star recruit by both 247Sports and On3, the former of which tabbed him the No. 26 point guard in the class and the No. 12 player in Virginia.
- Considered the No. 255 prospect in the On3 Consensus rankings, good for No. 35 among point guards and No. 13 in Virginia.
- McDonald's All-American game nominee and four-team VHSL First Team All-State selection.
- Three-time team captain compiled a 104-6 record and three VHSL state championships across his four-year varsity career, amassing over 2,200 points and 600 assists.
- Averaged 13.7 points, 6.0 assists, 3.8 rebounds and 1.5 steals per game as a senior in his lone year at John Marshall, plus shot 40.0 percent from 3-point range, en route to VHSL Class 2 First Team All-State designation.
- Aided his team to a 25-2 record, a VHSL Class 2 state title and a ninth-place finish in the MaxPreps national rankings (first in Virginia).
- Notched 20 points, eight assists and three steals in the 107-81 state final triumph over Graham High School, in which his team set a VHSL state championship scoring record.
- Spent his first three prep years at Lancaster High School and registered over 1,800 points to shatter the program record of 1,452 that stood for 25 years.
- Named the Northern Neck District Player of the Year, the Region A Player of the Year and a VHSLA Class 1 First Team All-State pick in all three years at Lancaster, plus claimed VHSL Class 1 Player of the Year as both a sophomore and junior.
- Finished as the third-leading scorer in Virginia as a junior at 25.9 points per game, adding 5.1 rebounds, 4.7 assists and 3.1 steals per contest.
- Led his team to become the first in Northern Neck District to win back-to-back state titles, ending the year 26-2.
- Posted a game-best 30 points, seven rebounds and five steals in a 65-59 win over Auburn High School in the VHSL Class 1 state final, shooting 11-of-23 from the floor and 5-of-5 at the line, and converting the go-ahead three-point play with 1:12 left.
- Averaged 23.8 points, 4.5 assists, 3.7 rebounds and 2.1 steals per game during his sophomore campaign, connecting on 71 3-pointers.
- Helped his team complete a perfect 29-0 season by defeating George Wythe High School in the VHSL Class 1 state final, logging a game-high 30 points on 11-of-16 shooting to go along with a game-best six rebounds.
- Aided his team to a 24-2 record and a state semifinal appearance during his freshman campaign.
- Graduated with a 3.50 GPA after being an honor roll student and a member of National Honor Society.
- Competed for Team Loaded VA, alongside fellow Tennessee freshman Nate Ament, at the AAU level and aided the team to a 19-1 record and semifinal run on the 2024 adidas 3SSB circuit.
- Among the notable John Marshall basketball alumni are Milton Bell, Fred Gantt, Dennis Parker Jr., Ed Sherod and Isaiah Todd.

PERSONAL

- Born Oct. 3, 2005, in Richmond, Va., as Troy Isaiah Henderson and his nickname is "T-Roy."
- Parents are Donte Henderson, a retired United States Army veteran, and Melissa Henderson, a senior manager at Verizon.
- Both parents played basketball at Christopher Newport University, a Division III school in Virginia.
- Has two older brothers, Tyler and Tyson, and a younger sister, Taylor.
- Tyler played basketball at Anderson University, a Division II school in South Carolina, before transferring to Christopher Newport, where he won the national title in 2022-23.
- Tyson currently plays at Christopher Newport, with the two overlapping as teammates in 2023-24.
- Favorite athlete is Steph Curry because of his ability to make shots.
- Best sports memory is winning a second straight VHSL Class 1 state championship during his junior year at Lancaster High School.
- Listens to music and talks to his family before every game.
- Wears No. 24 because his father and Kobe Bryant both did so.
- Committed to Tennessee over Fordham, Seton Hall and VCU.
- Chose Tennessee because of the staff, specifically the family culture they have built and their energy.
- Follows nine prior Tennessee letter winners from Virginia, just three of whom played this century.
- Has a max bench press of 275 pounds, good for nearly 1.5 times his body weight.
- Recipient of the Inman Family Men's Athletic Endowment Scholarship and the Cathy A. Stone Women's Athletic Endowed Scholarship.

SEASON HIGHS

Points:	9 // vs. Gardner-Webb, 12/21/25
Rebounds:	5 // vs. North Fla., 11/12/25
Assists:	5 // vs. Northern Ky., 11/8/25
Steals:	2 (3x) // last vs. Tenn. State, 11/20/25
Blocks:	-- // --
Field Goals:	3 // vs. Gardner-Webb, 12/21/25
3-Pointers:	3 // vs. Gardner-Webb, 12/21/25
Free Throws:	-- // --
Minutes:	18:22 // vs. Tenn. State, 11/20/25

CAREER HIGHS

Points:	9 // vs. Gardner-Webb, 12/21/25
Rebounds:	5 // vs. North Fla., 11/12/25
Assists:	5 // vs. Northern Ky., 11/8/25
Steals:	2 (3x) // last vs. Tenn. State, 11/20/25
Blocks:	-- // --
Field Goals:	3 // vs. Gardner-Webb, 12/21/25
3-Pointers:	3 // vs. Gardner-Webb, 12/21/25
Free Throws:	-- // --
Minutes:	18:22 // vs. Tenn. State, 11/20/25

SEC HIGHS

Points:	-- // --
Rebounds:	-- // --
Assists:	-- // --
Steals:	-- // --
Blocks:	-- // --
Field Goals:	-- // --
3-Pointers:	-- // --
Free Throws:	-- // --
Minutes:	-- // --

PRODUCTION TRACKER

	2025-26
Scored 5+ Points	2
Scored 10+ Points	--
Had 5+ Rebounds	1
Had Multiple Offensive Rebounds	--
Had 3+ Assists	2
Led the Vols in Assists	1
Made Multiple 3-Pointers	2
Had Multiple Steals	3
Led the Vols in Steals	1
Had a Positive Assist/TO Ratio	5

CAREER STATS

	GP-GS	Min	Avg	FG-A	Pct	3FG-A	Pct	FT-A	Pct	Off-Def-Rebs	Avg	PF-FO	Ast	TO	Blk	Stl	Pts	Avg
2025-26	10-0	104	10.4	7-25	.280	7-23	.304	0-0	.000	3-5-8	0.8	10-0	17	5	0	8	21	2.1
TOTAL	10-0	104	10.4	7-25	.280	7-23	.304	0-0	.000	3-5-8	0.8	10-0	17	5	0	8	21	2.1

7 GRANT HURST

R-SR. Guard | 6-2 | 205 | Recreation & Sport Management
Cleveland, Tenn. | UT Martin | Cleveland



Full bio can be found [HERE](#) on [UTsports.com](#)



SEASON HIGHS

Points:	-- // --
Rebounds:	-- // --
Assists:	-- // --
Steals:	-- // --
Blocks:	-- // --
Field Goals:	-- // --
3-Pointers:	-- // --
Free Throws:	-- // --
Minutes:	1:36 // vs. Gardner-Webb, 12/21/25

CAREER HIGHS (includes one season at UT Martin)

Points:	9 // at Belmont, 1/29/22
Rebounds:	4 // vs. Carver College, 11/24/21
Assists:	4 (2x) // last vs. SE Missouri, 2/3/22
Steals:	2 (3x) // last at Belmont, 1/29/22
Blocks:	1 // at Murray State, 1/22/22
Field Goals:	4 // at Belmont, 1/29/22
3-Pointers:	1 (2x) // last at Belmont, 1/29/22
Free Throws:	1 (2x) // last at Tenn. Tech, 2/26/22
Minutes:	23:07 // vs. Carver College, 11/24/21

SEC HIGHS

Points:	-- // --
Rebounds:	1 // vs. Vanderbilt, 2/17/24
Assists:	-- // --
Steals:	1 // vs. Vanderbilt, 2/17/24
Blocks:	-- // --
Field Goals:	-- // --
3-Pointers:	-- // --
Free Throws:	-- // --
Minutes:	2:02 // vs. Vanderbilt, 2/17/24

PRODUCTION TRACKER

	2024-25	Career
Scored 5+ Points	--	2
Scored 10+ Points	--	--
Made a 3-Pointer	--	2
Had 3+ Rebounds	--	3
Had Multiple Offensive Rebounds	--	2
Had 3+ Assists	--	3
Had Multiple Steals	--	3
Had a Positive Assist/TO Ratio	--	7

CAREER STATS

	GP-GS	Min	Avg	FG-A	Pct	3FG-A	Pct	FT-A	Pct	Off-Def-Rebs	Avg	PF-FO	Ast	TO	Blk	Stl	Pts	Avg
2021-22*	23-0	230	10.0	8-30	.267	2-14	.143	2-7	.286	8-14-22	1.0	14-0	16	12	1	10	20	0.9
2022-23*																		
2023-24	4-0	5	1.3	0-0	.000	0-0	.000	0-0	.000	0-1-1	0.3	1-0	0	2	0	0	0	0.0
2024-25	9-0	11	1.2	4-9	.444	0-3	.000	0-0	.000	0-1-1	0.1	2-0	1	1	0	1	8	0.9
2025-26	1-0	2	1.6	0-2	.000	0-2	.000	0-1	.000	0-0-0	0.0	0-0	0	0	0	0	0	0.0
TOTAL	36-0	248	6.9	12-39	.308	2-17	.118	2-7	.286	8-16-24	0.7	17-0	17	15	1	11	28	0.8
TENN.	14-0	18	1.3	4-11	.364	0-5	.000	0-1	.000	0-2-2	0.1	3-0	1	3	0	1	8	0.6
MARTIN	37-0	249	6.7	12-41	.293	2-19	.105	2-8	.250	8-16-24	0.6	17-0	17	15	1	11	28	0.8

* at UT Martin

HONORS

- 2024-25: NABC Honors Court
- 2023-24: NABC Honors Court

AS A REDSHIRT SENIOR IN 2025-26

- Earned his first action of the season in the victory over Gardner-Webb (12/21/25).
- Earned a scholarship in advance of his final collegiate season.

AS A REDSHIRT JUNIOR IN 2024-25

- Competed in nine games, the most of any walk-on, and served as an important member of the scout team.
- Scored eight points on 4-of-9 shooting from the field on the season.
- Recorded his first assist as a Volunteer in the triumph against Western Carolina (12/17/24).
- Made two field goals for the first time as a Vol in the win versus Syracuse (12/3/24), finishing with four points.
- Facing his former school, UT Martin (11/27/24), scored two points and connected on his lone field-goal attempt.
- Received two minutes of playing time versus Austin Peay (11/17/24) and tallied his first made field goal as a Vol.
- Made his season debut in the victory over Montana (11/13/24), playing the final 64 seconds of the contest.

AS A REDSHIRT SOPHOMORE IN 2023-24

- Played in four contests during his first year on Rocky Top, plus provided valuable assistance on the scout team.
- Made his NCAA Tournament debut in the Round of 64 victory over Saint Peter's (3/21/24).
- Grabbed his first rebound as a Volunteer in the win versus Vanderbilt (2/17/24).
- Made his official Tennessee debut in UT's 80-42 season-opening victory over Tennessee Tech (11/6/23).

AS A SOPHOMORE IN 2022-23 AT UT MARTIN

- Did not compete and took a redshirt to retain eligibility.

AS A FRESHMAN IN 2021-22 AT UT MARTIN

- Appeared in 23 of 30 games, averaging 10.0 minutes per outing as the backup point guard.
- Compiled 22 rebounds, 20 points, 16 assists, 10 steals and one block in 230 total minutes of playing time.
- Dished out multiple assists four times, with four twice, as well as pulled down multiple rebounds in seven outings, notched multiple steals thrice and scored five-plus points twice.
- Notched 11 assists and just four turnovers, a 2.75 ratio, in 135 minutes of OVC play, across 13 appearances.
- Tied a season high with four assists in 22 minutes of court time against Southeast Missouri State (2/3/22).
- Scored a season-best nine points on 4-of-5 shooting at Belmont (1/29/22), adding two rebounds and a co-season-high two steals.
- Set or tied season highs in assists (four), steals (two) and minutes (23), as well as scored five points, versus Carver College.

HIGH SCHOOL

- Four-year letter winner at Cleveland High School helped his team to a 106-19 (.848) record during his career, including three Region 3-AAA championships and two state tournament appearances.
- Three-time all-region designee, including twice winning region MVP, and three-time all-district selection, who totaled 1,469 points to finish his career fifth in school history.
- Averaged 18.7 points, 6.0 rebounds and 5.0 assists per game as a senior and collected TSWA All-State accolades, en route to an appearance in the BCAT Tennessee All-Star Game.
- Scored 30-plus in his final two games, including posting 32 points and eight rebounds against Collierville in the TSSAA Class AAA state quarterfinals, and received All-State Tournament Team distinction.
- Hit two 3-pointers in the final minute of the TSSAA Class AAA section to lead his team to a 46-43 comeback win over Blackman.
- As a junior, aided his team to 29 straight wins, a No. 1 state ranking and a 33-1 final record, before the COVID-19 pandemic canceled the state tournament.
- Posted a 35-point triple-double against McMinn County during his sophomore campaign, during which the team went 23-4, earned a ranking of third in the state and, aided by his game-winning buzzer-beater, claimed the district title.
- Graduated from the same school as former NBA and Tennessee guard Vincent Yarbrough, a three-time All-SEC performer during his 1998-2002 career with the Volunteers.

PERSONAL

- Born June 28, 2002, in Knoxville, Tenn., as Grant Matthew Hurst.
- Parents are Matt Hurst, a banker, and Wendy Hurst, a teacher.
- Father scored 1,113 collegiate points, good for 10.5 per game, as an all-conference guard from 1993-96 at DII Mars Hill, at which he set single-game records that still stand for free throws made (23) and attempted (24) on 12/4/95 against Newberry.
- Mother, then Wendy Haneline, also earned all-conference accolades as a basketball player at Mars Hill.
- Has two younger sisters, Addison, a libero/defensive specialist on the South Alabama volleyball team, and Lauren, a member of the Tennessee women's basketball team.
- Joins Lauren to form the second brother/sister combination in Tennessee basketball history, alongside Nicky (2004-08) and E.J. (2020-21) Anosike, including the first to play at the same time.
- Three direct relatives—uncle Brett Hurst, aunt Jamie Hurst and cousin Mallory Hurst—attended Tennessee.
- Graduated from Tennessee in May 2025 with a degree in recreation & sport management.
- Enrolled in the agricultural leadership, education & communication master's program at Tennessee.
- Interests outside of basketball include camping, fishing, hiking, hunting and going to the lake.
- Favorite athlete is LeBron James because he considers him the most dominant player of this generation.
- Chose Tennessee because he is a lifelong fan and it was an amazing opportunity to represent his home state.
- Wore No. 23 during his first two seasons at Tennessee after donning No. 11 while at UT Martin.
- Improved his max bench press by 38 pounds during the offseason in advance of his redshirt junior season.
- Recipient of the Dane Bradshaw Endowed Athletic Scholarship and the Robert Bingham Edwards Memorial Endowment.

4 CLARENCE MASSAMBA

FR. Guard | 6-5 | 192 | Recreation & Sport Management
Paris, France | AS Monaco Basket | Edmentum

Last name pronounced: muh-SAHM-buh
Full bio can be found [HERE](#) on [UTsports.com](#)



AS A FRESHMAN IN 2025-26

- Set a new top mark in minutes by playing 14 in the triumph over Gardner-Webb (12/21/25), notching one rebound and one assist.
- Connected on a corner 3-pointer versus Northern Kentucky (11/8/25) for the first points of his career.
- Earned his first collegiate action in the season opener against Mercer (11/3/25).

HIGH SCHOOL

- Tabbed a three-star recruit by both ESPN and On3, the former of which slotted him at No. 53 among small forwards in his class.
- Placed No. 256 in the 247Sports Composite rankings, good for a three-star listing and for the No. 66 spot at the shooting guard position.
- Spent his senior year of high school taking classes through Edmentum.
- Appeared in 29 games for AS Monaco Basket's U21 team in the LNB Espoirs league during the 2024-25 campaign, notching 21 starts.
- Averaged 11.7 points, 3.1 rebounds, 1.5 assists and 1.4 steals in 24.7 minutes per game, while shooting 46.3 percent from the floor, 34.1 percent beyond the arc and 78.3 percent at the line.
- Helped his team take second place in the regular season at 22-8, as well as finish as the runner-up in the playoffs.
- Scored in double figures 17 times, reaching 15-plus in nine contests and 20-plus in five.
- Tallied a season-high 25 points in a Feb. 2025 victory over Espoirs Chalon-Saone in which he shot 10-of-19 from the floor, including 5-of-7 on 3-pointers.
- Also made three appearances with AS Monaco Basket's senior team in the LNB Élite league, all in Oct. 2024, and amassed five points in five total minutes of action.
- Went to The Rock School in Gainesville, Fla., during his junior and sophomore prep campaigns.
- Led his team to a 25-8 record and a Sunshine Independent Athletic Association (SIAA) title as a junior, posting a 58-47 victory over DME Academy to seal the crown.
- Averaged 13.0 points, a team-best 5.0 rebounds and 1.5 steals per game, plus shot 53.0 percent from the field and 42.0 percent beyond the arc.
- Garnered SIAA Second Team All-State status, as well as his team's Most Improved Player award.
- Tabbed a 2023 Chick-Fil-A Classic All-Tournament Team pick after averaging 19.0 points and 5.0 rebounds per game across three outings in Lexington, S.C., shooting 22-of-35 (62.9 percent) from the field and 9-of-15 (60.0 percent) from deep.
- Finished second in the prestigious tournament in made field goals, co-second in made 3-pointers, fourth in scoring, fourth in made 3-pointers (min. four 3PA) and sixth in field-goal percentage (min. 10 FGA).
- Attended Lycée General Charles de Gaulle in Caen, France, to begin his high school career.
- Joshua Hayes (Appalachian State), Ryan Jones Jr. (Liberty/Virginia Tech) and Sammie Yeanay (Cal/Grand Canyon) were among his teammates at The Rock.
- Among the notable basketball players to graduate from The Rock are 2022-23 NBA MVP Joel Embiid and 2013-14 SEC Player of the Year Scottie Wilbekin.

PERSONAL

- Born Dec. 14, 2005, in Paris as Clarence Nelson Fondeur-Massamba.
- Parents are Florent Fondeur, an RATP safety agent, and Julia Massamba.
- Has two older brothers, Cameron and Sidney, as well as one younger brother, Mylson-Davis, and two younger sisters, Charlie and Orphée.
- Enjoys playing various sports in addition to basketball, especially soccer.
- Favorite athlete is Kobe Bryant because he feels pushed to go harder by the mental component of his game.
- Best sports memory is winning the state title as a junior at The Rock School.
- Wears No. 4 because he has kept it ever since he first got it during his sophomore year of high school.
- Committed to Tennessee over interest from schools such as Arkansas, Duke, Kansas, Ohio State, North Carolina, Southern Cal, Virginia Tech and Xavier.
- Chose Tennessee because of his good connection with the coaches and how they made him feel like it was the right place for him.
- Follows one prior Tennessee letter winner from France in Yves Pons, a Fuveau native who played from 2017-21 and was the 2020 SEC Defensive Player of the Year.
- Owner of an 8-5 standing reach, he put on 15.5 pounds and increased his standing vertical jump by 2.49 inches over his first two months—arrived Aug. 17, 2025—at Tennessee.
- Recipient of the Holland Family Athletic Scholarship.



SEASON HIGHS

Points:	3 // vs. Northern Ky., 11/8/25
Rebounds:	1 (2x) // last vs. Gardner-Webb, 12/21/25
Assists:	2 // vs. North Fla., 11/12/25
Steals:	1 // vs. Northern Ky., 11/8/25
Blocks:	-- // --
Field Goals:	1 // vs. Northern Ky., 11/8/25
3-Pointers:	1 // vs. Northern Ky., 11/8/25
Free Throws:	1 // vs. Tenn. State, 11/20/25
Minutes:	14:11 // vs. Gardner-Webb, 12/21/25

CAREER HIGHS

Points:	3 // vs. Northern Ky., 11/8/25
Rebounds:	1 (2x) // last vs. Gardner-Webb, 12/21/25
Assists:	2 // vs. North Fla., 11/12/25
Steals:	1 // vs. Northern Ky., 11/8/25
Blocks:	-- // --
Field Goals:	1 // vs. Northern Ky., 11/8/25
3-Pointers:	1 // vs. Northern Ky., 11/8/25
Free Throws:	1 // vs. Tenn. State, 11/20/25
Minutes:	14:11 // vs. Gardner-Webb, 12/21/25

SEC HIGHS

Points:	-- // --
Rebounds:	-- // --
Assists:	-- // --
Steals:	-- // --
Blocks:	-- // --
Field Goals:	-- // --
3-Pointers:	-- // --
Free Throws:	-- // --
Minutes:	-- // --

PRODUCTION TRACKER

	2025-26
Scored 5+ Points	--
Scored 10+ Points	--
Had 5+ Rebounds	--
Had Multiple Offensive Rebounds	--
Had 3+ Assists	--
Led the Vols in Assists	--
Made Multiple 3-Pointers	--
Had Multiple Steals	--
Led the Vols in Steals	--
Had a Positive Assist/TO Ratio	2

CAREER STATS

	GP-GS	Min	Avg	FG-A	Pct	3FG-A	Pct	FT-A	Pct	Off-Def-Rebs	Avg	PF-FO	Ast	TO	Blk	Stl	Pts	Avg
2025-26	7-0	32	4.6	1-4	.250	1-4	.250	1-2	.500	0-2-2	0.3	5-0	3	1	0	1	4	0.6
TOTAL 7-0		32	4.6	1-4	.250	1-4	.250	1-2	.500	0-2-2	0.3	5-0	3	1	0	1	4	0.6

34 FELIX OKPARA



SEASON HIGHS

Points:	20 // vs. Rice, 11/17/25
Rebounds:	11 // vs. Northern Ky., 11/8/25
Assists:	2 (2x) // last vs. Louisville, 12/16/25
Steals:	3 // vs. Louisville, 12/16/25
Blocks:	4 // vs. North Fla., 11/12/25
Field Goals:	8 // vs. Rice, 11/17/25
3-Pointers:	1 (4x) // last vs. Houston, 11/25/25
Free Throws:	4 // vs. Rice, 11/17/25
Minutes:	31:16 // vs. Louisville, 12/16/25

CAREER HIGHS (includes two seasons at Ohio State)

Points:	20 // vs. Rice, 11/17/25
Rebounds:	15 // at Indiana, 1/6/24
Assists:	2 (10x) // last vs. Louisville, 12/16/25
Steals:	4 // vs. North Carolina (N), 12/17/22
Blocks:	5 (4x) // last at Michigan, 1/15/24
Field Goals:	8 // vs. Rice, 11/17/25
3-Pointers:	1 (5x) // last vs. Rutgers, 11/24/25
Free Throws:	4 (7x) // last vs. Rice, 11/17/25
Minutes:	35:37 // at Auburn, 1/25/25

SEC HIGHS

Points:	16 // at Vanderbilt, 1/18/25
Rebounds:	12 // vs. Mississippi State, 1/21/25
Assists:	2 // at Texas, 1/11/25
Steals:	1 (4x) // last vs. Alabama, 3/1/25
Blocks:	4 (2x) // last at Oklahoma, 2/8/25
Field Goals:	7 // at Vanderbilt, 1/18/25
3-Pointers:	1 // vs. Mississippi State, 1/21/25
Free Throws:	4 (4x) // last at Kentucky, 2/11/25
Minutes:	35:37 // at Auburn, 1/25/25

PRODUCTION TRACKER

	2025-26	Career
Scored 10+ Points	3	26
Scored 15+ Points	1	4
Led the Vols in Scoring	1	1
Had 5+ Rebounds	6	66
Had 10+ Rebounds	1	11
Led the Vols in Rebounding	3	16
Had 3+ Offensive Rebounds	3	40
Had a Double-Double	--	3
Had Multiple Blocks	5	60
Led the Vols in Blocks	9	32

CAREER STATS

	GP-GS	Min	Avg	FG-A	Pct	3FG-A	Pct	FT-A	Pct	Off-Def-Rebs	Avg	PF-FO	Ast	TO	Blk	Stl	Pts	Avg
2022-23*	35-11	541	15.5	61-104	.587	1-5	.200	16-26	.615	47-80-127	3.6	61-2	9	18	44	14	139	4.0
2023-24*	35-34	824	23.5	99-169	.586	0-6	.000	33-56	.589	79-145-224	6.4	100-5	18	34	83	14	231	6.6
2024-25	38-38	980	25.8	112-190	.589	1-1	1.000	46-64	.719	93-151-244	6.4	92-2	12	41	64	9	271	7.1
2025-26	12-12	298	24.8	36-71	.507	4-8	.500	15-24	.625	21-42-63	5.3	17-0	6	13	20	6	91	7.6
TOTAL	120-95	2644	22.0	308-534	.577	6-20	.300	110-170	.647	240-418-658	5.5	270-9	45	106	211	43	732	6.1
TENN.	50-50	1278	25.6	148-261	.567	5-9	.556	61-88	.693	114-193-307	6.1	109-2	18	54	84	15	362	7.2
OSU	70-45	1365	19.5	160-273	.586	1-11	.091	49-82	.598	126-225-351	5.0	161-7	27	52	127	28	370	5.3

* at Ohio State

SR. Forward | 6-11 | 243 | Retail & Merchandising Management
Lagos, Nigeria | Ohio State | Link Academy (Mo.)



Last name pronounced: ock-PAR-uh
Full bio can be found [HERE](#) on [UTsports.com](#)

HONORS

- 2025-26: Kareem Abdul-Jabbar Award Top 20 Preseason Watch List
- 2024-25: NABC Honors Court

AS A SENIOR IN 2025-26

- Tallied eight points on 4-of-5 shooting, a game-high three blocks and a game-best three steals in the win over No. 11 Louisville (12/16/25), becoming the first Volunteer since Jonas Aidoo on 11/22/23 with three blocks and three steals in a game.
- Logged 10 points, hit his lone 3-point attempt, grabbed a co-game-best seven rebounds and notched a game-leading three blocks, the latter mark putting him over 200 as a collegian.
- Had 11 points and a game-best eight boards against Tennessee State (11/20/25), connecting on his lone 3-pointer and all four free throws.
- Led Tennessee in scoring for the first time with a career-best 20 points against versus Rice (11/17/25), shooting 8-of-10 from the floor to also set a career high in makes, plus grabbed eight rebounds and had two assists.
- Pulled down a co-game-high 11 rebounds in just 20 minutes of action against Northern Kentucky (11/8/25).

AS A JUNIOR IN 2024-25

- One of three Tennessee players who started all 38 games to set a new single-season program record.
- Tied for the fourth-most blocks (64) in a single season by a Volunteer, as well as placed No. 11 in offensive rebounds (93), No. 12 in blocks per game (1.68) and No. 19 in offensive rebounding average (2.45).
- Averaged 7.1 points, 6.4 rebounds and 1.7 blocks in 25.8 minutes per game, while shooting 58.9 percent from the field.
- Led UT in blocks and offensive rebounding (2.4), plus was second in field-goal clip (min. 10 FGA), total rebounding and defensive rebounding (4.0).
- Also finished fifth on UT in scoring, minutes and made field goals (112), plus had one double-double and led the team with 69 dunks.
- Became the 14th SEC player in the last 20 years (2005-25) with multiple outings in one season shooting 6-of-6 or better from the floor.
- Placed seventh nationally, per Synergy Sports, in dunks, as well as tied for No. 27 in total blocks and ranked No. 42 in blocks average.
- Placed third in the SEC in both blocks average and total blocks (64), plus co-seventh in total offensive rebounds (93), ninth in offensive rebounds per game, No. 11 in total rebounds (244) and No. 15 in both total rebounding average and total defensive rebounds (151).
- In SEC-only play, ranked third in blocks (2.1), No. 13 in rebounding (6.5) and No. 15 in offensive rebounding (2.3).
- Tied for the most (seven) and third-most (six) made field goals without a miss in league play by any SEC competitor.
- Won 29 of 38 jump balls, including 17 in a row to end the season.
- Led or co-led UT in blocks a team-best 23 times and in rebounding 13 times, second-most on the team, plus did so in steals and minutes once each.
- Scored double-digit points 11 times and reached 15-plus twice, pulled down seven-plus rebounds 20 times while reaching double figures thrice and blocked multiple shots 18 times with three-plus on 10 occasions.
- Tied for the most offensive rebounds in a game (seven) by a Volunteer, posted two of the team's three five-dunk performances and had both of Tennessee's outings with six-plus made field goals without a miss (six and seven).

AS A SOPHOMORE IN 2023-24 AT OHIO STATE

- Appeared in 35 of 36 games, missing one due to illness, and earned 34 starting nods.
- Averaged 6.6 points, 6.4 rebounds and 2.3 blocks in 23.5 minutes per game, finishing with a 58.6 percent field-goal clip.
- Tied for the eighth-most total blocks in a single season in Ohio State history with 83.
- Paced the team in field-goal percentage, total rebounding, offensive rebounding (2.3), blocks and dunks (49), as well as ranked fourth in scoring and made field goals (99).
- One of two DI players, alongside NCAA blocks leader Isaiah Cozart, to notch 60-plus blocks and register one in every outing.
- Per KenPom, registered a 10.2 block percentage to rank No. 18 in DI, as well as posted an 11.1 offensive rebound percentage.
- Played the second-most minutes (824) of anyone with at least a 10.0 block percentage and 11.0 offensive rebound percentage, while only eight other Power Six players hit those marks at even 250-plus minutes: Donovan Clingan (788), J'Avier Francis (765), Ibrahima Diallo (608), Dylan Cardwell (509), Jamarion Sharp (489), Ugonna Onyenso (450), Hason Ward (445) and Zubey Ejirofor (370).
- Placed ninth in DI in total blocks and No. 11 in blocks per game, with all but two above him in each area logging more minutes per contest.
- Fourth in DI with 25 multi-block games, behind Purdue's Zach Edey, Eastern Kentucky's Isaiah Cozart and Creighton's Ryan Kalkbrenner.
- Finished second in the Big Ten in blocks average and third in total blocks, as well as ninth in total offensive rebounds (79), No. 10 in offensive rebounding average, co-No. 13 in total rebounds (224) and No. 14 in rebounding average.
- In league-only action, placed second in both blocks average (2.4) and total blocks (47), plus co-sixth in both offensive rebounding average (2.2) and total offensive rebounds (45), as well as co-No. 12 in total rebounds (128) and co-No. 14 in rebounding average (6.4).
- Scored in double figures on nine occasions, posting 14-plus points three times.
- Grabbed five-plus boards 25 times, reaching seven-plus in 18 games, 10-plus in five outings and 14-plus twice, all team highs.
- Pulled down at least five offensive boards in five contests and logged seven twice, both marks leading the team.
- Recorded 25 multiple-block performances, posting at least three in 14 of them and four-plus in six, all team highs.
- Tallied half the team's double-digit rebounding outings, including notching the two top single-game totals (15 and 14).
- Compiled all but one of Ohio State's 15 three-block showings and all six of its four-block outings.

AS A FRESHMAN IN 2022-23 AT OHIO STATE

- One of five Buckeyes to compete in all 35 games, he started 11 contests, including each of the final nine.
- Averaged 4.0 points, 3.6 rebounds and 1.3 blocks in 15.5 minutes per game, while shooting 58.7 percent from the floor.
- Recorded 44 total blocks, the sixth-most by a freshman in Ohio State history, and compiled two double-doubles, third-most on the team.
- Led the team in field-goal percentage and blocks, plus placed third in offensive rebounding (1.3) and fifth in total rebounding.
- If qualified, would have ranked No. 27 nationally in block percentage (8.8), per KenPom.
- Placed fifth in the Big Ten in both blocks per game and total blocks, and was the conference's only player with 32-plus rejections (top-13 in the league) who averaged under 21.0 minutes per game.
- In league-only action, finished co-seventh in total blocks (24) and eighth in blocks per game (1.2).
- Scored in double figures three times, plus blocked multiple shots a team-best 12 times, with four-plus a team-leading twice.
- Pulled down at least five rebounds in seven contests, reaching eight-plus in three and tallying 12 twice.
- Accumulated five of the team's eight three-block performances, including the top two single-game figures (five and four).

HIGH SCHOOL

- Unanimously considered a four-star recruit and a top-four prospect in the state of Missouri.
- Finished No. 68 overall in the On3 Consensus rankings, including ninth among centers, as well as No. 62 on ESPN and No. 71 on Rivals.
- Spent his final prep year at Link Academy, where he competed alongside future Tennessee players Cameron Carr and Julian Phillips.
- Recorded over 8.0 ppg, 6.0 rpg and 2.0 bpg as a senior, aiding his team to a 34-2 record and a runner-up finish at GEICO Nationals.
- Set a school record with 160 blocked shots in three years at Hamilton Heights Christian Academy in Chattanooga, Tenn.
- Averaged approximately 11.0 points, 8.0 rebounds and 2.0 blocks per game during his junior campaign.
- Logged 113 blocked shots, then a single-season school record, as a sophomore, breaking the prior mark by 43.
- Swatted 16 shots against Lighthouse Christian on 2/12/20 to set a school record, breaking his own mark of 10 against Core4Prep on 11/19/19.
- Along with Carr and Phillips, played with Omaha Biliew (Wake Forest/Iowa State), Trey Green (Xavier), Damien Mayo Jr. (Southern Illinois/Missouri State), Ethan Lathan (Boise State), Tarris Reed Jr. (Connecticut/Michigan) and Jordan Walsh (Boston Celtics/Arkansas) at Link.
- Shai Gilgeous-Alexander, the 2024-25 NBA MVP, and Nickell Alexander-Walker are among the notable Hamilton Heights alumni.

PERSONAL

- Born April 20, 2004, in Lagos, Nigeria, as Felix Eberchukwu Okpara and moved to the U.S. in August 2018, settling in Chattanooga, Tenn.
- Parents are Kennedy and Joy Okpara, while his American host parents are Adam and Brittany Levitt.
- Has an older sister (Gold), an older brother (David), a younger brother (Kennedy) and a younger sister (Molly).
- David plays basketball at Cedarville University, an NCCAA Division I school in Ohio, where he won the 2023-24 national title, and Kennedy plays basketball at Lipscomb.
- In his host family, has an older sister (Avery), a younger brother (Reid) and a younger sister (Copelyn).
- Adam, Brittany and Avery Levitt all attended Tennessee.
- Interests outside of basketball include fashion, movies and video games, while his favorite athlete is Giannis Antetokounmpo.
- Played soccer while growing up in Nigeria and did not begin playing basketball until a few months before moving to the USA.
- Chose Tennessee both because he wanted to be closer to home and due to his love for the coaching staff and players.
- Third player in Tennessee history from Nigeria, joining Yemi Makanjuola (2011-13) and Emmanuel Ngedu (2008-09).
- Added eight pounds in the offseason before his senior year, has a max reverse band back squat of 530 pounds, a plus-4 wingspan differential (7-3) and a team-best 9-4 standing reach, plus generates 1,626 pounds of vertical force in his isometric belt test.
- Recipient of the John Stokely Family Athletic Endowment.

12 CADE PHILLIPS

JR. Forward | 6-9 | 221 | Business Management
Jacksonville, Ala. | Link Academy (Mo.)Full bio can be found [HERE](#) on [UTsports.com](#)

SEASON HIGHS

Points:	9 // vs. North Fla., 11/12/25
Rebounds:	9 // vs. North Fla., 11/12/25
Assists:	1 (4x) // last at Syracuse, 12/2/25
Steals:	1 (2x) // vs. Kansas, 11/26/25
Blocks:	2 (3x) // last vs. Illinois, 12/6/25
Field Goals:	4 // vs. North Fla., 11/12/25
3-Pointers:	-- // --
Free Throws:	1 (4x) // last vs. Rutgers, 11/24/25
Minutes:	22:08 // vs. Tenn. State, 11/20/25

CAREER HIGHS

Points:	15 // vs. South Carolina, 3/8/25
Rebounds:	9 (2x) // last vs. North Fla. 11/12/25
Assists:	3 (2x) // last vs. Georgia, 1/15/25
Steals:	1 (11x) // last vs. Kansas, 11/26/25
Blocks:	5 // vs. Norfolk State, 12/31/24
Field Goals:	6 (2x) // last vs. South Carolina, 3/8/25
3-Pointers:	-- // --
Free Throws:	6 // vs. Wofford, 3/20/25
Minutes:	28:06 // vs. Florida, 2/1/25

SEC HIGHS

Points:	15 // vs. South Carolina, 3/8/25
Rebounds:	6 (2x) // last at Oklahoma, 2/8/25
Assists:	3 // vs. Georgia, 1/15/25
Steals:	1 (4x) // last at Texas A&M, 2/22/25
Blocks:	3 (2x) // last vs. South Carolina, 3/8/25
Field Goals:	6 // vs. South Carolina, 3/8/25
3-Pointers:	-- // --
Free Throws:	3 (2x) // last vs. South Carolina, 3/8/25
Minutes:	28:06 // vs. Florida, 2/1/25

PRODUCTION TRACKER

	2024-25	Career
Scored 5+ Points	4	17
Scored 10+ Points	--	6
Had 5+ Rebounds	4	15
Had 10+ Rebounds	--	--
Led the Vols in Rebounding	--	2
Had Multiple Offensive Rebounds	5	22
Had a Double-Double	--	--
Had Multiple Blocks	3	9
Led the Vols in Blocks	5	12
Had Multiple Steals	--	--

CAREER STATS

	GP-GS	Min	Avg	FG-A	Pct	3FG-A	Pct	FT-A	Pct	Off-Def-Rebs	Avg	PF-FO	Ast	TO	Blk	Stl	Pts	Avg
2023-24	13-0	78	6.0	2-3	.667	0-0	.000	8-9	.889	9-9-18	1.4	11-0	5	3	4	1	12	0.9
2024-25	38-0	570	15.0	68-108	.630	0-1	.000	40-74	.541	66-68-134	3.5	70-0	23	17	33	8	176	4.6
2025-26	10-9	169	16.9	17-26	.654	0-0	.000	4-13	.308	18-22-40	4.0	17-0	4	7	11	2	38	3.8
TOTAL	61-9	817	13.4	87-137	.635	0-1	.000	52-96	.542	93-99-192	3.1	98-0	32	27	48	11	226	3.7

AS A JUNIOR IN 2025-26

- Put up nine points and a career-high-tying nine rebounds, along with two blocks and an assist, versus North Florida (11/12/25).
- Earned the first start of his career versus Northern Kentucky (11/8/25) and scored the game's opening points just 14 seconds after tipoff.

AS A SOPHOMORE IN 2024-25

- One of five players on the roster to see action in all 38 games and set a program single-season record, competing in a reserve role in each of them.
- Averaged 4.6 points, 3.5 rebounds, 0.9 blocks and 0.6 assists in 15.0 minutes per game, while shooting 63.0 percent (68-of-108) from the floor.
- Led the team in field-goal percentage (min. 10 FGA), plus ranked second in blocks and dunks (37), third in offensive rebounding (1.7) and fifth in rebounding.
- Placed No. 57 nationally in offensive rebounding percentage (14.3) among players with at least 300 total minutes of action and No. 41 among those with 500-plus minutes.
- First—alone or with a teammate—Volunteer off the bench in 25 contests, second-most on the team.
- Led or co-led the team in blocks nine times, second-most on the roster, and in rebounds twice.
- Scored seven-plus points nine times, reaching double figures in six appearances and 15 once.
- Grabbed at least five rebounds in 12 outings, with nine of them in non-conference play (including three of four NCAA Tournament games), and had seven-plus twice.
- Blocked multiple shots on seven occasions, including four times in SEC play, with three-plus thrice and five once, plus had multiple assists six times, with three twice.
- Made at least five field goals four times, with six twice, and twice hit at least five free throws.
- Logged the highest single-game block total (five) by a Volunteer, tying for the third-best mark in the SEC, plus tied for the top single-game dunk mark (five) on the team.

AS A FRESHMAN IN 2023-24

- Played in 13 contests, including nine of the first 13, and finished with 18 rebounds in 78 minutes on the floor.
- Shot 8-of-9 (88.9 percent) from the free-throw line and went 2-of-3 (66.7 percent) from the field, with both makes on dunks.
- Pulled down multiple rebounds in five appearances and blocked a shot in four.
- Placed third on the team with four "One Fly, We All Fly" pregame dunks.
- Finished with two points, a then-career-high-tying three rebounds and a then-career-best two assists in 10 minutes of action against Vanderbilt (2/17/24).
- Scored four points on a perfect 4-of-4 free-throw tally in the win over George Mason (12/5/23).
- Made his official Tennessee debut in the season-opening victory against Tennessee Tech (11/6/23).

HIGH SCHOOL

- Tabbed as four-star recruit by ESPN, as well as a four-star prospect by 247Sports, On3 and Rivals.
- Finished No. 144 in the 247Sports Composite rankings, as well as No. 148 on the On3 Consensus list, the latter good for first among Alabamians and No. 20 at the center position.
- Spent the final year of his prep career at Link Academy, where he played alongside eventual Tennessee teammates Cameron Carr and Ben Linnemeyer.
- Averaged 10.0 points and 7.0 rebounds per game, helping the team go 27-1, win the GEICO Nationals championship and finish No. 1 in both the ESPN and MaxPreps national rankings.
- Attended Jacksonville High School during his junior campaign, averaging 13.3 points, 8.2 rebounds and 4.5 blocks per game, while shooting 57.0 percent from the floor.
- Totaled 109 blocked shots in 24 games as a junior, including 11 in the regional final, en route to ASWA 4A All-State recognition.
- Previously attended Westbrook Christian School in Rainbow City, Ala., where he played varsity basketball from eighth grade through his sophomore year, averaging 19.0 ppg and 9.0 rpg during his last year there.
- Played football his first two years of high school, earning all-state honorable mention as a linebacker during his sophomore campaign and collecting multiple scholarship offers.
- Competed with The Skills Factory on the Nike AAU circuit.
- In addition to Carr and Linnemeyer, played with Elliot Cadeau (Michigan/North Carolina), Corey Chest (Ole Miss/LSU), Ryan Forrest (North Carolina A&T/Northwestern State), Jacob Fredson-Cole (McNeese State/Oklahoma), Tyler McKinley (Cincinnati) and Ja'Kobe Walter (Toronto Raptors/Baylor), among others, at Link.
- Country music artist Riley Green and 1996 Pulitzer Prize winner Rick Bragg also went to Jacksonville High School.

PERSONAL

- Born Aug. 16, 2004, in Birmingham, Ala., as John Caden Phillips, but goes by Cade
- Parents are John David Phillips, who works in the steel industry, and Reagan Phillips, who has a psychology clinic.
- Father played quarterback and defensive back at Alabama, appearing in 17 games from 1996-98, with Tennessee finishing second in his recruitment.
- Mother, then Reagan Croyle, played basketball from 1996-99 at Alabama, where she was the homecoming queen.
- Has two younger brothers, Will and Gibbs, the former of whom is a class of 2026 football signee at Old Dominion.
- Grew up on Big Oak Ranch, a large Christian home for children run by members of his family, in both Springville, Ala., and Southside, Ala.
- Grandfather, John Croyle, was an All-American defensive lineman under Paul "Bear" Bryant at Alabama.
- Uncle, Brodie Croyle, played quarterback at Alabama and was a 2006 NFL Draft third-round pick of the Kansas City Chiefs, for whom he competed with for five years.
- Interests outside of basketball include camping with teammates and adventure activities such as cliff jumping and rock climbing.
- Favorite athlete is his father.
- Best sports memory is winning the GEICO Nationals title during his senior year of high school.
- Committed to Tennessee over Alabama, Auburn, Clemson and Georgia.
- Chose UT because he loved the people, in particular Rick Barnes, Gregg Polinsky and team chaplain Chris Walker.
- Added 12.5 pounds and upped his standing vertical jump by 2.63 inches between arriving on campus and starting his freshman season and has added nine more pounds in the two years since.
- Owns a max trap bar deadlift of 2.56 times his body weight (565 pounds), a plus-5 wingspan differential (7-2) and an 8-11.25 standing reach, plus generates 1,565 pounds of vertical force in his isometric belt test.
- Recipient of the Richard & Melba Jackson Athletic Scholarship Endowment.



21 CAMPBELL DUNCAN

SO. Guard | 6-6 | 205 | Biomedical Engineering
Austin, Texas | Anderson

 @CAMPBELL_DUNCAN44

Full bio can be found [HERE](#) on UTsports.com

AS A SOPHOMORE IN 2025-26

- Made his season debut against Gardner-Webb (12/21/25) and pulled down one rebound.

AS A FRESHMAN IN 2024-25

- Played in six contests on the year, plus served as a vital member of the scout team.
- Threw down the pregame "One Fly, We All Fly" dunk twice on the year, at Texas (1/11/25) in a return to his hometown and at Oklahoma (2/8/25).
- Made his first NCAA Tournament appearance in the Round of 64 triumph over Wofford (3/20/25).
- Competed in an SEC contest for the first time in the regular season finale, a win against South Carolina (3/8/25).
- Scored the first two points of his career on a basket in the final minute versus Western Carolina (12/17/24).

- Made his collegiate debut versus Austin Peay (11/17/24), playing the final 2:01 of the contest.

HIGH SCHOOL

- Averaged 18.0 ppg and 9.0 prg as a senior, earning First Team All-District 26 6A and *Austin American-Statesman* All-Central Texas Honorable Mention accolades.
- Made the THSCA Academic All-State Elite Team after posting a 4.65 GPA as a senior and graduated with a 4.48 mark.
- Posted 14.0 ppg and 7.0 rpg his junior season, collecting Second Team All-District 26 6A distinction.
- Helped team to a 14-0 league record, area title and regional quarterfinal trip in both his freshman and sophomore years.
- National Honor Society member and three-year golf letter winner, helping his team to a state title as a sophomore.
- Among the notable Anderson alumni are seven-time NFL All-Pro Dick "Night Train" Lane and former NBA guard Kris Clack, who played for Rick Barnes at Texas.

PERSONAL

- Born Oct. 16, 2005, in Austin, Texas, as Campbell James Duncan, his nickname is "Dunc."
- Lists Patrick Mahomes as his favorite athlete and he enjoys fishing and golfing.
- Parents are Clayton Duncan, a senior VP at a healthcare company, and Stephanie Duncan, who works in network security sales, plus has a younger sister, Parker.
- Sister is a freshman on the Arkansas volleyball team, mother played volleyball at Texas and grandfather, Bob Spurck, played basketball at Tulane.
- Best sports memories are a game-winner against Del Valle High School in a district game as a junior and making the third round of the state playoffs as a sophomore.
- Owner of a 6-9.5 wingspan, he increased his standing vertical jump by 1.84 inches and added 12.7 pounds during his first offseason at Tennessee.

	GP-GS	Min	Avg	FG-A	Pct	3FG-A	Pct	FT-A	Pct	Off-Def-Rebs	Avg	PF-FO	Ast	TO	Blk	Stl	Pts	Avg
2024-25	6-0	6	1.0	1-1	1.000	0-0	.000	0-0	.000	0-0-0	0.0	0-0	0	0	0	0	2	0.3
2025-26	1-0	2	1.6	0-0	.000	0-0	.000	0-0	.000	0-1-1	1.0	0-0	0	0	0	0	0	0.0
TOTAL	7-0	8	1.1	1-1	1.000	0-0	.000	0-0	.000	0-1-1	0.1	0-0	0	0	0	0	2	0.3



11 GAVIN PAULL

SO. Guard | 5-11 | 160 | Business Analytics
Austin, Texas | Westlake

 @GAVIN_P10

Full bio can be found [HERE](#) on UTsports.com

AS A SOPHOMORE IN 2025-26

- Saw his first playing time of the year in the win over Gardner-Webb (12/21/25).

AS A FRESHMAN IN 2024-25

- Appeared in six contests on the season, as well as played a key role on the scout team.
- Made his NCAA Tournament debut in the Round of 64 victory against Wofford (3/20/25).
- Earned his first action in SEC play in the regular season finale versus South Carolina (3/8/25).
- Pulled down a rebound during his 1:25 of action in the victory over UT Martin (11/27/24).
- Debuted as a collegian against Austin Peay (11/17/24), taking the court for the final 2:01 and grabbing one rebound.

HIGH SCHOOL

- Four-year letter winner helped his team go 127-17 (.882) with a 56-4 (.933) district record and four district titles, plus was in National Honor Society and math club.
- Two-time UIL First Team All-District 26-6A selection, claiming the honor as both a junior and senior.
- Averaged 15.0 ppg, 4.0 rpg and 4.0 apg as a senior captain, earning UIL District 26-6A Offensive Player of the Year.
- Posted 12.0 ppg, 3.0 apg and 2.0 rpg per game as a junior, collecting all-area and team offensive player of the year.
- Aided team to a 38-2 tally and state semifinal berth as a sophomore after a 30-2 mark and state final bid as a freshman.
- Brad Buckman and Chris Mihm, the latter of whom spent nine years in the NBA, also attended Westlake before competing under Rick Barnes during his Texas tenure.

PERSONAL

- Born Aug. 9, 2005, in Austin, Texas, as Gavin Putney Paull.
- Parents are Jason Paull, the chief strategy office of an applied science company, and Kristin Paull, who works in hospitality.
- Has two older brothers, Nathan and Jackson.
- Interests outside of basketball include other sports, spending time with friends, TV and video games.
- Favorite athlete is Steph Curry because he is fun to watch and best sports memory is hitting a game-winning shot in the bi-district 6A playoffs as a junior.
- Wore No. 24 during his freshman campaign at Tennessee.
- Owner of a max reverse band back squat of 475 pounds, he increased his standing vertical leap by 2.36 inches and his weight by 8.3 pounds during his first offseason at Tennessee, prior to his freshman season.

	GP-GS	Min	Avg	FG-A	Pct	3FG-A	Pct	FT-A	Pct	Off-Def-Rebs	Avg	PF-FO	Ast	TO	Blk	Stl	Pts	Avg
2024-25	6-0	6	1.0	0-1	.000	0-0	.000	0-0	.000	0-2-2	0.3	0-0	0	0	0	0	0	0.0
2025-26	1-0	2	1.6	0-2	.000	0-1	.000	0-0	.000	0-0-0	0.0	0-0	0	0	0	0	0	0.0
TOTAL	7-0	8	1.1	0-3	.000	0-1	.000	0-0	.000	0-2-2	0.3	0-0	0	0	0	0	0	0.0

RECORD, RESULTS & GAME HIGHS

Record:	Overall	Home	Away	Neutral	OT	vs. T25	vs. T10
All Games	9-3	7-0	0-1	2-2	0-0	2-1	1-0
Conference	0-0	0-0	0-0	0-0	0-0	0-0	0-0
Non-Conference	9-3	7-0	0-1	2-2	0-0	2-1	1-0

Date	Time	TV	Opponent	Result	Attend.	High Pts.	High Reb.	High Ast.	High Stl.	High Blk.	High Min.
11/4	7 p.m.	SECN+	Mercer	W, 76-61	18,559	Ament (18)	Carey (10)	Gillespie (6)	Burg (1) Estrella (1)	Boswell (1) Okpara (1) Phillips (1)	Ament (29:11)
11/8	3 p.m.	SECN+	Northern Kentucky	W, 95-56	18,661	Ament (23)	Estrella (11) Okpara (11)	Ament (5) Henderson (5)	Ament (2) Carey (2) Henderson (2)	Okpara (1) Phillips (1)	Gillespie(26:50)
11/12	7 p.m.	SECN+	North Florida	W, 99-66	17,614	Estrella (23)	Estrella (10)	Gillespie (7)	Abram (3)	Okpara (4)	Ament (33:01)
11/17	8:30 p.m.	SECN	Rice	W, 91-66	17,283	Okpara (20)	Ament (10)	Gillespie (8)	Ament (3)	Gillespie (1) Phillips (1)	Gillespie(33:26)
11/20	7 p.m.	SECN	Tennessee State	W, 89-60	17,313	Gillespie (17)	Okpara (8)	Gillespie (5)	Ament (4)	Phillips (2)	Gillespie (30:33)
11/24	1 p.m.	TNT	vs. Rutgers^	W, 85-60	4,628	Gillespie (32)	Okpara (7) Phillips (7)	Boswell (5)	Boswell (3)	Okpara (3)	Gillespie(28:53)
11/25	6 p.m.	TNT	vs. #3/2 Houston^	W, 76-73	5,110	Gillespie (22)	Carey (7)	Ament (4) Gillespie (4)	Boswell (3)	Boswell (1) Okpara (1) Phillips (1)	Gillespie(38:18)
11/26	7 p.m.	TNT	vs. RV/RV Kansas^	L, 76-81	3,947	Ament (20)	Carey (10)	Boswell (4) Carey (4) Gillespie (4)	Boswell (3)	Okpara (3)	Ament(36:04)
12/2	7 p.m.	ESPN2	at Syracuse+	L, 60-62	19,657	Carey (22)	Carey (9)	Gillespie (7)	Boswell (2) Gillespie (2)	Gillespie (1) Okpara (1)	Gillespie (32:24)
12/6	8 p.m.	ESPN	vs. #14/15 Illinois%	L, 62-75	16,157	Gillespie (15)	Boswell (7) Carey (7)	Gillespie (5)	Abram (2)	Okpara (2) Phillips (2)	Gillespie (34:59)
12/16	7 p.m.	ESPN	#11/11 Louisville	W, 83-62	21,678	Gillespie (23)	Carey (10)	Gillespie (5)	Okpara (3)	Okpara (3)	Gillespie (33:46)
12/21	3 p.m.	SECN+	Gardner-Webb	W, 94-52	19,059	Abram (15) Gillespie (15)	Brown (14)	Gillespie (9)	Abram (3) Evans (3)	Ament (1) Estrella (1)	Gillespie (24:08)
12/30	8 p.m.	SECN	South Carolina State								
1/3	3 p.m.	ESPN2	at Arkansas*								
1/6	9 p.m.	ESPN2	Texas*								
1/10	12 p.m.	ESPN	at Florida*								
1/13	7 p.m.	SECN	Texas A&M*								
1/17	12 p.m.	ESPN	Kentucky*								
1/24	8:30 p.m.	ESPN/2	at Alabama*								
1/27	7 p.m.	SECN	at Georgia*								
1/31	8:30 p.m.	ESPN	Auburn*								
2/3	7 p.m.	ESPN2	Ole Miss*								
2/7	8:30 p.m.	ESPN	at Kentucky*								
2/11	9 p.m.	ESPN2/U	at Mississippi State*								
2/14	6 p.m.	SECN	LSU*								
2/18	7 p.m.	TBD	Oklahoma*								
2/21	TBD	ESPN/2	at Vanderbilt*								
2/24	9 p.m.	SECN	at Missouri*								
2/28	TBD	ESPN/2	Alabama*								
3/3	6 p.m.	SECN	at South Carolina*								
3/7	2 p.m.	TBD	Vanderbilt*								
TBD	TBD	TBD	vs. TBD=								

* - SEC game

^ - Players Era Men's Championship (Las Vegas, Nev.)

+ - SEC/ACC Challenge (Syracuse, N.Y.)

% - Music City Madness (Nashville, Tenn.)

= - SEC Tournament (Nashville, Tenn.)

A breakdown of how many times each player has led Tennessee in each category can be found on Page 12

GAME-BY-GAME COMPARISON

	Date	Result	FG-A	Pct	3P-A	Pct	FT-A	Pct	Rebounds		Pts	A	TO	Stl	Blk	Min	Pts. at	
									O-D-Total	PF							Half	
Mercer		W, 76-61	20-67	29.9	6-29	20.7	15-21	71.4	13-19-32	20	61	7	5	15	4	40	21	
at #18/17 Tennessee	Nov. 3		30-61	49.2	7-17	41.2	9-15	60.0	16-38-54	18	76	19	19	2	3	40	33	
Northern Kentucky		W, 95-56	21-58	36.2	9-30	30.0	5-13	38.5	10-15-25	18	56	11	15	9	1	40	31	
at #18/17 Tennessee	Nov. 8		34-65	52.3	12-29	41.4	15-19	78.9	16-31-47	13	95	24	12	10	2	40	52	
North Florida		W, 99-66	25-65	38.5	10-35	28.6	6-12	50.0	12-12-24	18	66	13	17	9	1	40	30	
at #20/18 Tennessee	Nov. 12		37-71	52.1	8-27	29.6	17-24	70.8	20-32-52	12	99	26	14	9	9	40	47	
Rice		W, 91-66	20-60	33.3	8-28	28.6	18-25	72.0	14-17-31	18	66	8	11	7	1	40	26	
at #20/17 Tennessee	Nov. 17		34-65	52.3	6-19	31.6	17-22	77.3	18-29-47	18	91	23	11	7	2	40	39	
Tennessee State		W, 89-60	18-56	32.1	5-27	18.5	19-25	76.0	12-18-30	23	60	11	22	12	3	40	21	
at #20/17 Tennessee	Nov. 20		25-57	43.9	8-25	32.0	31-35	88.6	10-38-38	20	89	20	17	12	4	40	43	
vs. Rutgers		W, 85-60	19-52	36.5	6-19	31.6	16-24	66.7	11-17-28	18	60	6	14	6	5	40	30	
#17/16 Tennessee	Nov. 24		31-61	50.8	11-22	50.0	12-17	70.6	15-28-43	22	85	18	13	7	4	40	56	
vs. #3/2 Houston		W, 76-73	28-61	45.9	9-24	37.5	8-11	72.7	15-18-33	21	73	16	9	3	4	40	39	
#17/16 Tennessee	Nov. 25		24-51	47.1	5-17	29.4	23-29	79.3	13-19-32	15	76	15	9	6	3	40	35	
vs. RV/RV Kansas		L, 76-81	24-57	42.1	7-17	41.2	26-30	86.7	10-27-37	16	81	12	9	3	8	40	34	
#17/16 Tennessee	Nov. 26		26-63	41.3	7-25	28.0	17-22	77.3	12-24-36	21	76	13	7	9	4	40	41	
at Syracuse		L, 60-62	22-51	43.1	5-19	26.3	13-22	59.1	9-24-33	14	62	7	16	10	8	40	32	
#13/13 Tennessee	Dec. 2		24-58	41.4	4-13	30.8	8-15	53.3	13-25-38	20	60	16	17	9	2	40	30	
vs. #14/15 Illinois		L, 62-75	28-58	48.3	11-28	39.3	8-14	57.1	11-20-31	14	75	14	6	5	7	40	32	
#13/13 Tennessee	Dec. 6		24-65	36.9	6-20	30.0	8-18	44.4	23-23-46	18	62	14	13	4	4	40	34	
#11/11 Louisville		W, 83-62	22-58	37.9	7-34	20.6	11-18	61.1	12-18-30	20	62	8	16	5	1	40	27	
at #23/20 Tennessee	Dec. 16		29-53	54.7	7-18	38.9	18-28	64.3	10-25-35	20	83	19	11	8	5	40	34	
Gardner-Webb		W, 94-52	20-58	34.5	7-30	23.3	5-9	55.5	6-19-25	12	52	8	13	6	1	40	19	
at #23/20 Tennessee	Dec. 21		38-71	53.5	10-31	32.3	8-12	66.7	15-35-50	7	94	21	9	10	2	40	52	
South Carolina State																		
at Tennessee	Dec. 30																	
at Arkansas																		
Tennessee	Jan. 3																	
Texas																		
at Tennessee	Jan. 6																	
at Florida																		
Tennessee	Jan. 10																	
Texas A&M																		
at Tennessee	Jan. 13																	
Kentucky																		
at Tennessee	Jan. 17																	
at Alabama																		
Tennessee	Jan. 24																	
at Georgia																		
Tennessee	Jan. 27																	
Auburn																		
at Tennessee	Jan. 31																	
Ole Miss																		
at Tennessee	Feb. 3																	
at Kentucky																		
Tennessee	Feb. 7																	
at Mississippi State																		
Tennessee	Feb. 11																	
LSU																		
at Tennessee	Feb. 14																	
Oklahoma																		
at Tennessee	Feb. 18																	
at Vanderbilt																		
Tennessee	Feb. 21																	
at Missouri																		
Tennessee	Feb. 24																	
Alabama																		
at Tennessee	Feb. 28																	
at South Carolina																		
Tennessee	March 3																	
Vanderbilt																		
at Tennessee	March 7																	
vs. TBD																		
Tennessee	TBD																	

SPECIALTY STATS

Opponent (Date)	W/L	Biggest Lead		Ties	Lead Changes	Lead Time		Tied	Off Turnovers		In Paint		Second Chance		Fast-Break		Bench	
		UT	OPP			UT	OPP		UT-OPP	+/-	UT-OPP	+/-	UT-OPP	+/-	UT-OPP	+/-	UT-OPP	+/-
Mercer (11/3)	W	23	4	2	1	32:43	2:53	4:24	8-16	-8	44-22	+22	19-9	+10	7-5	+2	32-14	+18
Northern Kentucky (11/8)	W	39	5	1	4	37:28	1:42	0:50	20-14	+6	42-22	+20	17-13	+4	22-10	+12	37-9	+28
North Florida (11/12)	W	34	4	1	6	36:16	2:21	1:23	23-11	+12	54-28	+26	27-13	+14	16-14	+2	44-15	+29
Rice (11/17)	W	26	0	0	0	39:41	0:00	0:19	14-17	-3	52-16	+36	22-8	+14	14-11	+3	28-27	+1
Tennessee State (11/20)	W	34	0	1	0	39:18	0:00	0:42	24-11	+13	32-22	+10	15-7	+8	13-16	-3	29-16	+13
vs. Rutgers (11/24)	W	36	2	0	1	38:40	0:14	1:06	23-10	+13	38-22	+16	21-10	+11	4-0	+4	20-32	-12
vs. #3/2 Houston (11/25)	W	6	11	1	5	13:04	26:23	0:33	10-4	+6	38-30	+8	16-10	+6	8-10	-2	24-11	+13
vs. RV/RV Kansas (11/26)	L	12	7	9	8	27:51	7:37	4:32	7-8	-1	32-32	0	12-10	+2	8-9	-1	27-24	+3
at Syracuse (12/2)	L	2	9	12	16	5:43	26:42	7:35	10-24	-14	40-28	+12	15-6	+9	0-9	-9	32-9	+23
vs. #14/15 Illinois (12/6)	L	2	14	6	5	2:34	31:51	5:35	5-8	-3	34-32	+2	22-15	+7	5-5	0	24-13	+11
#11/11 Louisville (12/16)	W	25	2	1	2	37:38	0:40	1:42	21-9	+12	42-30	+12	10-7	+3	16-4	+12	34-3	+31
Gardner-Webb (12/21)	W	46	5	2	1	34:14	4:31	1:15	16-5	+11	52-22	+30	16-6	+10	17-4	+13	52-20	+32
So. Carolina State (12/31)																		
at Arkansas (1/3)																		
Texas (1/6)																		
at Florida (1/10)																		
Texas A&M (1/13)																		
Kentucky (1/17)																		
at Alabama (1/24)																		
at Georgia (1/27)																		
Auburn (1/31)																		
Ole Miss (2/3)																		
at Kentucky (2/7)																		
at Mississippi State (2/11)																		
LSU (2/14)																		
Oklahoma (2/18)																		
at Vanderbilt (2/21)																		
at Missouri (2/24)																		
Alabama (2/28)																		
at South Carolina (3/3)																		
Vanderbilt (3/7)																		
vs. TBD (TBD)																		
TOTALS	9-3	46	14	36	49	345:10	104:54	29:56	181-137	+44	500-306	+194	212-114	+98	130-97	+33	373-193	+180
SEC	0-0	--	--	--	--	--	--	--	--	--	--	--	--	--	--	--	--	--

Bold = season high for UT/OPP (or highest UT +/-)
Underline = season low for UT/OPP (or lowest UT +/-)

GAME-BY-GAME POINTS, REBOUNDS & ASSISTS

Opponent (Date)	Amaree Abram	Nate Ament	Bishop Boswell	DeWayne Brown II	Ethan Burg	Jaylen Carey	J.P. Estrella	Amari Evans	Ja'Kobi Gillespie	Troy Henderson	Clarence Massamba	Felix Okpara	Cade Phillips
Mercer (11/3)	0-3-1	18-9-1	5-8-0	6-5-2	2-0-5	8-10-1	12-5-0	0-1-1	8-2-6	6-0-2	0-0-0	5-2-0	6-3-0
Northern Kentucky (11/8)	0-1-1	23-8-5	6-5-2	6-3-0	8-0-3	0-1-0	17-11-3	0-1-1	20-3-4	3-0-5	3-0-0	4-11-0	5-3-0
North Florida (11/12)	9-0-2	19-9-5	DNP-INJ	2-4-0	2-3-2	6-6-1	23-10-1	1-2-2	21-0-7	3-5-3	0-0-2	4-3-0	9-9-1
Rice (11/17)	2-4-4	19-10-1	DNP-INJ	4-1-1	11-4-3	9-5-2	4-1-0	0-1-0	17-4-8	0-0-2	0-1-0	20-8-2	5-5-0
Tennessee State (11/20)	15-2-1	15-6-4	DNP-INJ	13-3-0	7-2-3	6-4-4	DNP-INJ	2-1-0	17-4-5	0-1-1	1-0-0	11-8-1	2-5-1
vs. Rutgers (11/24)	0-1-2	20-5-3	2-3-5	4-1-0	0-1-2	4-5-0	10-2-0	0-4-1	32-3-4	0-0-1	0-0-0	10-7-0	3-7-0
vs. #3/2 Houston (11/25)	3-3-2	9-5-4	10-4-3	DNP	0-0-1	13-7-0	8-5-0	DNP	22-2-4	DNP	DNP	9-3-0	2-2-1
vs. RV/RV Kansas (11/26)	3-1-0	20-9-1	7-1-4	DNP	3-1-0	11-10-4	10-1-0	DNP	11-2-4	0-0-0	DNP	7-3-0	4-2-0
at Syracuse (12/2)	6-2-0	11-6-2	5-0-0	4-5-3	0-1-1	22-9-1	DNP-INJ	0-4-0	10-2-7	0-0-1	DNP	2-6-0	0-1-1
vs. #14/15 Illinois (12/6)	8-2-1	9-4-2	7-7-1	5-3-0	0-0-1	5-7-3	4-3-0	2-4-0	15-5-5	DNP	DNP	5-6-1	2-3-0
#11/11 Louisville (12/16)	4-1-1	13-7-3	5-4-3	0-5-1	5-0-1	12-10-3	6-0-0	7-0-0	23-3-5	0-0-0	DNP	8-2-2	DNP-INJ
Gardner-Webb (12/21)	15-3-0	8-5-3	7-0-1	6-14-2	DNP-ILL	12-6-0	10-7-2	6-3-1	15-3-9	9-2-2	0-1-1	6-4-0	DNP-INJ
So. Carolina State (12/30)													
at Arkansas (1/3)													
Texas (1/6)													
at Florida (1/10)													
Texas A&M (1/13)													
Kentucky (1/17)													
at Alabama (1/24)													
at Georgia (1/27)													
Auburn (1/31)													
Ole Miss (2/3)													
at Kentucky (2/7)													
at Mississippi State (2/11)													
LSU (2/14)													
Oklahoma (2/18)													
at Vanderbilt (2/21)													
at Missouri (2/24)													
Alabama (2/28)													
at South Carolina (3/3)													
Vanderbilt (3/7)													
vs. TBD (TBD)													

HIGHS & LOWS

Individual Category	Tennessee	Opponent
Points	32 by Ja'Kobi Gillespie vs. Rutgers in Las Vegas (11/24/25)	25 by Kingston Flemings vs. Houston in Las Vegas (11/25/25)
Points in a Half	23 (1H) by Ja'Kobi Gillespie vs. Rutgers in Las Vegas (11/24/25)	19 (1H) by Nate Kingz at Syracuse (12/2/25)
Field Goals Made	11 by J.P. Estrella vs. North Florida (11/12/25)	10 by Kingston Flemings vs. Houston in Las Vegas (11/25/25)
Field Goals Made in a Half	8 (1H) by Ja'Kobi Gillespie vs. Rutgers in Las Vegas (11/24/25)	6 (2H) by Kingston Flemings vs. Houston in Las Vegas (11/25/25)
		6 (1H) by Nate Kingz at Syracuse (12/2/25)
Field Goals Attempted	20 by Ja'Kobi Gillespie vs. Rutgers in Las Vegas (11/24/25)	19 by Ryan Conwell vs. Louisville (12/16/25)
	20 by Ja'Kobi Gillespie vs. Illinois in Nashville (12/6/25)	
Field-Goal Percentage (min. 5 made)	85.7 (6-7) by Amaree Abram vs. Gardner-Webb (12/21/25)	71.4 (5-7) by Cam Carroll vs. Rice (11/17/25)
3-Pointers Made	6 by Ja'Kobi Gillespie vs. Rutgers in Las Vegas (11/24/25)	4 (4x); last by Ryan Conwell vs. Louisville (12/16/25)
3-Pointers Attempted	10 (4x); all by Ja'Kobi Gillespie, last vs. Kansas in Las Vegas (11/26/25)	13 by Ryan Conwell vs. Louisville (12/16/25)
3-Point Percentage (min. 2 made)	100.0 (2-2) by Ethan Burg vs. Northern Kentucky (11/8/25)	100.0 (2-2) by Zvonimir Ivisic vs. Illinois in Nashville (12/6/25)
Free Throws Made	10 by Ja'Kobi Gillespie vs. Louisville (12/16/25)	8 by Baraka Okojie vs. Mercer (11/3/25)
		8 by Aaron Nkrumah vs. Tennessee State (11/20/25)
Free Throws Attempted	10 by Nate Ament vs. Northern Kentucky (11/8/25)	8 by Baraka Okojie vs. Mercer (11/3/25)
	10 by Jaylen Carey vs. Louisville (12/16/25)	
	10 by Ja'Kobi Gillespie vs. Louisville (12/16/25)	
Free-Throw Percentage (min. 5 made)	100.0 (10-10) by Ja'Kobi Gillespie vs. Louisville (12/16/25)	100.0 (8-8) by Baraka Okojie vs. Mercer (11/3/25)
	100.0 (9-9) by Ja'Kobi Gillespie vs. Houston in Las Vegas (11/25/25)	100.0 (7-7) by Elmarko Jackson vs. Kansas in Las Vegas (11/26/25)
	100.0 (8-8) by Nate Ament vs. Kansas in Las Vegas (11/26/25)	100.0 (6-6) by Tre White vs. Kansas in Las Vegas (11/26/25)
		100.0 (5-5) by Antoine Lorick III vs. Tennessee State (11/20/25)
Total Rebounds	14 by DeWayne Brown II vs. Gardner-Webb (12/21/25)	11 by Chris Cenac Jr., vs. Houston in Las Vegas (11/25/25)
Offensive Rebounds	6 by J.P. Estrella vs. Northern Kentucky (11/8/25)	5 by David Mirkovic vs. Illinois in Nashville (12/6/25)
	6 by J.P. Estrella vs. North Florida (11/12/25)	
	6 by Jaylen Carey vs. Illinois in Nashville (12/6/25)	
Defensive Rebounds	9 by DeWayne Brown vs. Gardner-Webb (12/21/25)	8 by Sadiq White Jr., at Syracuse (12/2/25)
Assists	8 by Ja'Kobi Gillespie vs. Rice (11/17/25)	5 (4x); last by Keaton Wagler vs. Illinois in Nashville (12/6/25)
Blocks	4 by Felix Okpara vs. North Florida (11/12/25)	6 by William Kyle III at Syracuse (12/2/25)
Steals	4 by Nate Ament vs. Tennessee State (11/20/25)	6 by Brady Shoulders vs. Mercer (11/3/25)
Turnovers	5 by Ja'Kobi Gillespie vs. North Florida (11/12/25)	5 by Aaron Nkrumah vs. Tennessee State (11/20/25)
Minutes Played	38:18 by Ja'Kobi Gillespie vs. Houston in Las Vegas (11/25/25)	38:30 by Melvin Council Jr., vs. Kansas in Las Vegas (11/26/25)
Dunks	4 by J.P. Estrella vs. North Florida (11/12/25)	3 by Travis Harper II vs. Tennessee State (11/20/25)
	4 by Felix Okpara vs. Rice (11/17/25)	

Team Category	Tennessee	Opponent
Points	99 vs. North Florida (11/12/25)	81 vs. Kansas in Las Vegas (11/26/25)
Low	60 at Syracuse (12/2/25)	52 vs. Gardner-Webb (12/21/25)
Points in a Half	56 (1H) vs. Rutgers in Las Vegas (11/24/25)	47 (2H) vs. Kansas in Las Vegas (11/26/25)
Low	28 (2H) vs. Illinois in Nashville (12/6/25)	19 (1H) vs. Gardner-Webb (12/21/25)
Field Goals Made	37 vs. North Florida (11/12/25)	28 x2; vs. Houston in Las Vegas (11/25/25) & vs. Illinois in Nashville (12/6/25)
Low	24 x3; last vs. Illinois in Nashville (12/6/25)	18 vs. Tennessee State (11/20/25)
Field Goals Made in a Half	22 (1H) vs. Gardner-Webb (12/21/25)	14 x5; last (2H) vs. Illinois in Nashville (12/6/25)
Low	10 x3; last (2H) vs. Illinois in Nashville (12/6/25)	6 (1H) vs. Tennessee State (11/20/25)
Field Goals Attempted	71 x2; vs. North Florida (11/12/25) & vs. Gardner-Webb (12/21/25)	67 vs. Mercer (11/3/25)
Low	51 vs. Houston in Las Vegas (11/25/25)	51 at Syracuse (12/2/25)
Field-Goal Percentage	54.7 (29-53) vs. Louisville (12/16/25)	48.3 (28-58) vs. Illinois in Nashville (12/6/25)
Low	36.9 (24-65) vs. Illinois in Nashville (12/6/25)	29.9 (20-67) vs. Mercer (11/3/25)
3-Pointers Made	12 vs. Northern Kentucky (11/8/25)	11 vs. Illinois in Nashville (12/6/25)
Low	4 at Syracuse (12/2/25)	5 x2; vs. Tennessee State (11/20/25) & at Syracuse (12/2/25)
3-Pointers Attempted	31 vs. Gardner-Webb (12/21/25)	35 vs. North Florida (11/12/25)
Low	13 at Syracuse (12/2/25)	17 vs. Kansas in Las Vegas (11/26/25)
3-Point Percentage	50.0 (11-22) vs. Rutgers in Las Vegas (11/24/25)	41.2 (7-17) vs. Kansas in Las Vegas (11/26/25)
Low	28.0 (7-25) vs. Kansas in Las Vegas (11/26/25)	18.5 (5-27) vs. Tennessee State (11/20/25)
Free Throws Made	31 vs. Tennessee State (11/20/25)	26 vs. Kansas in Las Vegas (11/26/25)
Low	8 x3; last vs. Gardner-Webb (12/21/25)	5 x2; vs. Northern Kentucky (11/8/25) & vs. Gardner-Webb (12/21/25)
Free Throws Attempted	35 vs. Tennessee State (11/20/25)	30 vs. Kansas in Las Vegas (11/26/25)
Low	12 vs. Gardner-Webb (12/21/25)	9 vs. Gardner-Webb (12/21/25)
Free-Throw Percentage	88.6 (31-35) vs. Tennessee State (11/20/25)	86.7 (26-30) vs. Kansas in Las Vegas (11/26/25)
Low	44.4 (8-18) vs. Illinois in Nashville (12/6/25)	38.5 (5-13) vs. Northern Kentucky (11/8/25)
Total Rebounds	54 vs. Mercer (11/3/25)	33 x2; vs. Houston in Las Vegas (11/25/25) & at Syracuse (12/2/25)
Low	32 vs. Houston in Las Vegas (11/25/25)	24 vs. North Florida (11/12/25)
Offensive Rebounds	23 vs. Illinois in Nashville (12/6/25)	15 vs. Houston in Las Vegas (11/25/25)
Low	10 x2; vs. Tennessee State (11/20/25) & vs. Louisville (12/16/25)	6 vs. Gardner-Webb (12/21/25)
Defensive Rebounds	38 vs. Mercer (11/3/25)	27 vs. Kansas in Las Vegas (11/26/25)
Low	19 vs. Houston in Las Vegas (11/25/25)	12 vs. North Florida (11/12/25)
Assists	26 vs. North Florida (11/12/25)	16 vs. Houston in Las Vegas (11/25/25)
Low	13 vs. Kansas in Las Vegas (11/26/25)	6 vs. Rutgers in Las Vegas (11/24/25)
Blocks	9 vs. North Florida (11/12/25)	8 x2; vs. Kansas in Las Vegas (11/26/25) & at Syracuse (12/2/25)
Low	2 x2; vs. Northern Kentucky (11/8/25) & at Syracuse (12/2/25)	1 x5; last vs. Gardner-Webb (12/21/25)
Steals	12 vs. Tennessee State (11/20/25)	15 vs. Mercer (11/3/25)
Low	2 vs. Mercer (11/3/25)	3 vs. Kansas in Las Vegas (11/26/25)
Turnovers	19 vs. Mercer (11/3/25)	22 vs. Tennessee State (11/20/25)
Low	7 vs. Kansas in Las Vegas (11/26/25)	5 vs. Mercer (11/3/25)
Fouls	22 vs. Rutgers in Las Vegas (11/24/25)	23 vs. Tennessee State (11/20/25)
Low	7 vs. Gardner-Webb (12/21/25)	12 vs. Gardner-Webb (12/21/25)
Dunks	10 vs. North Florida (11/12/25)	4 vs. Kansas in Las Vegas (11/26/25)
Low	1 at Syracuse (12/2/25)	0 vs. Gardner-Webb (12/21/25)

TENNESSEE BASKETBALL

BOX SCORES

Official Basketball Box Score - Final												
Mercer at Tennessee												
11/22/25 Ford City Center, Knoxville, Tennessee												
2025-26 Men's Basketball												
Official Box Score, Mercer, 10/24/25												
Mercer - 61												
Record: 0-1												
NO. Name	Min	FG	3P	FT	Rebounds	Fouls	TP	AS	TO	ST	Blocks	+/-
1	2	3	4	5	6	7	8	9	10	11	12	13
2 Connor Sarven	12:54	1-1	0-0	0-0	0-0	0-0	0-0	0-0	0-0	0-0	0-0	0-0
3 Amari Mithy	12:54	1-1	0-0	0-0	0-0	0-0	0-0	0-0	0-0	0-0	0-0	0-0
4 Zane Williams	24:12	2-9	2-7	4-5	3-4	4-4	5-1	2-1	0-1	0-1	0-1	0-1
5 Benika Okoro	33:33	3-13	2-8	2-2	2-4	4-6	15-2	1-1	0-1	0-1	0-1	0-1
6 Brady Shoultz	32:23	1-7	1-4	1-1	1-1	1-1	1-1	0-1	0-1	0-1	0-1	0-1
7 Quinton Perkins II	27:55	4-10	1-7	0-0	1-1	1-0	0-0	0-0	0-0	0-0	0-0	0-0
10 Tristan Green	18:53	1-6	0-0	0-0	1-1	0-0	0-0	0-0	0-0	0-0	0-0	0-0
13 Kyle Cuffey Jr.	12:35	0-5	0-3	0-0	0-0	0-0	0-0	0-0	0-0	0-0	0-0	0-0
8 Brady Pien	11:18	0-4	0-0	0-0	1-1	0-0	0-0	0-0	0-0	0-0	0-0	0-0
23 Brandon Carlson	00:38	1-1	1-0	0-0	0-0	0-0	0-0	0-0	0-0	0-0	0-0	0-0
Team												
Totals	60:00	6-29	15-23	13-19	3-2	10-16	11-1	1-1	0-1	0-1	0-1	0-1

Official Basketball Box Score - Final												
Northern Kentucky at Tennessee												
11/22/25 Ford City Center, Knoxville, Tennessee												
2025-26 Men's Basketball												
Official Box Score, Northern Kentucky, 10/24/25												
Northern Kentucky - 95												
Record: 1-1												
NO. Name	Min	FG	3P	FT	Rebounds	Fouls	TP	AS	TO	ST	Blocks	+/-
1	2	3	4	5	6	7	8	9	10	11	12	13
5 L. Wells	25:24	1-5	0-2	2-4	0-0	5-5	4-4	0-0	0-0	0-0	0-0	0-0
24 Kael Elliott	25:58	9-19	4-6	0-0	1-7	8-4	0-0	0-0	0-0	0-0	0-0	0-0
0 Dan Oshenghor	07:19	4-18	0-0	0-0	1-1	0-0	1-1	0-0	0-0	0-0	0-0	0-0
6 Ethan Skott	32:38	2-6	3-3	0-0	1-1	1-0	6-3	2-1	0-0	0-0	0-0	0-0
8 Jalen Phillips	04:50	2-4	0-0	0-0	0-0	0-0	0-0	0-0	0-0	0-0	0-0	0-0
11 Tash Doran	03:30	1-2	1-2	0-0	1-1	2-0	0-0	0-0	0-0	0-0	0-0	0-0
3 Shanon Nelson	14:43	1-1	1-1	2-4	1-1	0-0	0-0	0-0	0-0	0-0	0-0	0-0
10 Jalen Phillips	02:47	0-0	0-0	0-0	0-0	0-0	0-0	0-0	0-0	0-0	0-0	0-0
10 Donovan Ralston	08:02	0-0	0-0	1-4	0-1	1-1	0-0	0-0	0-0	0-0	0-0	0-0
33 Bryce Darity	02:39	0-0	0-0	0-0	0-0	0-0	0-0	0-0	0-0	0-0	0-0	0-0
Team												
Totals	21:58	23-53	11-25	10-25	13-35	11-18	11-1	1-1	0-1	0-1	0-1	0-1

Official Basketball Box Score - Final												
North Florida at Tennessee												
11/22/25 Ford City Center, Knoxville, Tennessee												
2025-26 Men's Basketball												
Official Box Score, North Florida, 10/24/25												
North Florida - 66												
Record: 0-2												
NO. Name	Min	FG	3P	FT	Rebounds	Fouls	TP	AS	TO	ST	Blocks	+/-
1	2	3	4	5	6	7	8	9	10	11	12	13
21 Dalton Gayman	24:57	4-8	0-0	2-3	1-3	1-1	1-3	2-0	0-0	0-0	0-0	0-0
2 Mason Lee	02:59	2-4	1-0	0-0	1-2	3-3	2-4	0-0	0-0	0-0	0-0	0-0
0 Owen Hines	07:28	0-17	0-10	0-0	0-0	0-0	0-0	0-0	0-0	0-0	0-0	0-0
6 Kael Jackson	26:19	6-15	4-12	0-0	1-3	0-0	1-6	0-0	0-0	0-0	0-0	0-0
8 Kameron Cruz	24:11	1-1	1-1	0-0	0-0	0-0	0-0	0-0	0-0	0-0	0-0	0-0
1 BJ Plummer	17:00	2-2	0-0	0-0	2-2	0-0	1-1	0-0	0-0	0-0	0-0	0-0
5 Dante Ocho	16:06	2-2	1-1	0-0	2-2	0-0	0-0	0-0	0-0	0-0	0-0	0-0
23 Jaylen Carey	08:07	0-2	0-2	0-0	0-0	0-0	0-0	0-0	0-0	0-0	0-0	0-0
24 Trevor Orychok	01:48	0-2	0-1	0-0	2-2	0-0	1-0	0-0	0-0	0-0	0-0	0-0
3 Taylor Thompson	09:46	0-0	0-0	0-0	0-0	0-0	0-0	0-0	0-0	0-0	0-0	0-0
2 Gabe Jacobs	07:28	0-1	0-0	0-0	0-0	0-0	0-0	0-0	0-0	0-0	0-0	0-0
Team												
Totals	25:05	10-35	9-12	12-12	14-28	15-32	11-1	1-1	0-1	0-1	0-1	0-1

Official Basketball Box Score - Final												
Tennessee - 76												
Record: 1-0												
NO. Name	Min	FG	3P	FT	Rebounds	Fouls	TP	AS	TO	ST	Blocks	+/-
1	2	3	4	5	6	7	8	9	10	11	12	13
10 Nate Amant	25:11	6-11	1-4	5-7	1-8	9-1	1-1	1-1	0-0	0-0	0-0	0-0
23 Jaylen Carey	15:38	3-8	0-0	3-5	1-0	1-2	8-0	0-0	0-0	0-0	0-0	0-0
14 Felix Okpara	14:38	2-4	1-1	0-0	2-2	4-0	0-0	0-0	0-0	0-0	0-0	0-0
0 Jakobi Gillespie	20:06	3-11	2-6	0-0	2-2	3-8	6-4	0-0	0-0	0-0	0-0	0-0
3 Bishop Bowser	06:32	1-2	1-2	2-2	0-0	2-0	0-0	0-0	0-0	0-0	0-0	0-0
14 Felix Okpara	14:38	2-4	1-1	0-0	2-2	4-0	0-0	0-0	0-0	0-0	0-0	0-0
77 Amaree Abram	19:03	0-2	0-0	0-0	3-3	0-0	1-0	0-0	0-0	0-0	0-0	0-0
13 J.P. Estrella	19:43	0-0	0-0	0-0	0-0	0-0	0-0	0-0	0-0	0-0	0-0	0-0
35 Ethan Burg	15:47	1-2	0-0	0-0	0-0	0-0	1-2	0-0	0-0	0-0	0-0	0-0
6 DeWayne Brown II	15:21	3-3	0-0	0-0	0-5	5-2	6-4	0-0	0-0	0-0	0-0	0-0
24 Troy Henderson	12:01	2-3	2-3	0-0	0-0	0-0	0-0	0-0	0-0	0-0	0-0	0-0
1 Amari Evans	09:46	0-0	0-0	0-0	0-1	1-0	0-0	0-0	0-0	0-0	0-0	0-0
4 Clarence Mascamba	07:24	0-1	0-0	0-0	0-0	0-0	0-0	0-0	0-0	0-0	0-0	0-0
Team												
Totals	60:01	7-17	9-15	16-38	14-31	29-10	7-6	13-1	2-3	4-15		

Official Basketball Box Score - Final												
Tennessee - 95												
Record: 2-0												
NO. Name	Min	FG	3P	FT	Rebounds	Fouls	TP	AS	TO	ST	Blocks	+/-
1	2	3	4	5	6	7	8	9	10	11	12	13
10 Nate Amant	25:39	6-10	2-4	5-10	3-9	5-8	2-3	0-0	3-2	0-0	0-0	0-0
12 Cade Phillips	19:05	2-3	0-0	1-2	1-2	3-3	0-0	0-0	0-0	0-0	0-0	0-0
14 Felix Okpara	14:50	2-5	0-0	0-0	7-11	0-0	0-0	0-0	0-0	0-0	0-0	0-0
0 Jakobi Gillespie	20:50	8-14	4-10	0-1	1-3	2-3	20-4	0-0	2-1	0-0	0-0	0-0
3 Bishop Bowser	02:25	2-3	2-3	0-0	0-0	0-0	0-0	0-0	0-0	0-0	0-0	0-0
13 J.P. Estrella	00:53	0-1	0-0	1-2	0-0	0-0	1-2	0-0	0-0	0-0	0-0	0-0
35 Ethan Burg	16:17	2-3	2-2	0-0	0-0	1-2	8-3	1-0	0-0	0-0	0-0	0-0
24 Troy Henderson	02:27	0-1	0-0	0-0	0-0	0-0	0-0	0-0	0-0	0-0	0-0	0-0
77 Amaree Abram	09:47	0-3	0-2	0-0	1-1	0-0	1-0	0-0	0-0	0-0	0-0	0-0
6 DeWayne Brown II	11:35	2-3	0-0	2-2	1-2	0-0	1-6	0-0	0-0	0-0	0-0	0-0
24 Troy Henderson	10:52	1-6	0-0	0-0	0-0	0-0	0-0	0-0	0-0	0-0	0-0	0-0
1 Amari Evans	02:57	0-0	0-0	0-0	1-0	0-0	0-0	0-0	0-0	0-0	0-0	0-0
4 Clarence Mascamba	01:53	1-1	1-1	0-0	0-0	1-0	0-0	0-0	0-0	0-0	0-0	0-0
Team												
Totals	34:01	24-52	10-25	19-41	17-39	18-24	12-10	2-3	1-9	0-3		

Major Fouls: NONE														
Record: 3-0														
Tennessee - 99		MIN	FG	3P	FT	Rebounds	Fouls	PF	AS	BS	Blocks	Shooting By Period		
NO.	Name					OR	DR	PF			SA			
1	Nate Ansari	F	33:01	6-16	1-6	6-9	4	5	9	5	19	5	22.1%	
2	Davidson	F	32:07	1-1	0-0	0-0	0	0	0	0	0	0	0.0%	
3	Johnnie Brown	F	31:00	1-1	0-0	0-0	0	0	0	0	0	0	0.0%	
4	Felix Opeara	C	19:38	2-4	0-1	0-0	0	3	1	2	4	0	50.0%	
5	Johnnie Brown	F	31:00	1-1	0-0	0-0	0	0	0	0	0	0	0.0%	
6	Johnnie Brown	F	31:00	1-1	0-0	0-0	0	0	0	0	0	0	0.0%	
5	Ethan Burg	F	14:52	1-3	0-1	0-0	0	3	1	1	2	2	33.3%	
13	J.P. Estrella	F	19:38	11-14	1-2	0-0	6	4	10	0	23	11	77.3%	
24	Troy Henderson	F	14:10	1-2	0-0	0-0	0	0	0	0	0	0	0.0%	
17	Amarie Abama	F	13:06	1-3	0-1	2-2	0	0	1	2	9	1	25.0%	
6	Darwayne Brown II	F	12:24	0-0	0-0	3-3	1	4	1	2	0	0	0.0%	
1	Davidson	F	32:07	1-1	0-0	0-0	0	0	0	0	0	0	0.0%	
23	Jaylen Cramer	F	09:00	3-4	0-0	0-0	3	6	3	6	1	0	0.0%	
4	Clarence Massamba	F	04:24	0-1	0-0	0-0	0	0	0	0	0	0	0.0%	
Totals			37:71	27-57	17-26	20-32	12	18	99	14	3	9	1	33
Died Best Rebounds: 6 - 3														



2025-26 Tennessee Men's Basketball Combined Team Statistics All games

Page 1/1
as of Dec 21, 2025

Game Records

Record	Overall	Home	Away	Neutral
ALL GAMES	9-3	7-0	0-1	2-2
CONFERENCE	0-0	0-0	0-0	0-0
NON-CONFERENCE	9-3	7-0	0-1	2-2

Score by Periods

Team	1st	2nd	OT	TOT
Tennessee	496	490	0	986
Opponents	342	432	0	774

Team Box Score

No.	Player				Total		3-Point		F-Throw		Rebounds											
		GP-GS	MIN	AVG	FG-FGA	FG%	3FG-3FGA	3FG%	FT-FTA	FT%	OFF	DEF	TOT	AVG	PF	DQ	A	TO	BLK	STL	PTS	AVG
0	GILLESPIE, Ja'Kobi	12-12	378:29	31.5	73-174	.420	33-95	.347	32-37	.865	7	26	33	2.8	31	0	68	33	4	15	211	17.6
10	AMENT, Nate	12-12	326:44	27.2	54-142	.380	17-56	.304	59-74	.797	20	63	83	6.9	25	0	34	31	2	17	184	15.3
13	ESTRELLA, J.P.	10-0	134:28	13.4	46-65	.708	2-5	.400	10-14	.714	21	24	45	4.5	14	0	6	7	3	1	104	10.4
23	CAREY, Jaylen	12-1	211:19	17.6	46-80	.575	0-3	.000	16-33	.485	36	44	80	6.7	18	1	19	13	0	7	108	9.0
34	OKPARA, Felix	12-12	298:09	24.8	36-71	.507	4-8	.500	15-24	.625	21	42	63	5.3	17	0	6	13	20	6	91	7.6
3	BOSWELL, Bishop	9-8	205:52	22.9	18-29	.621	8-15	.533	10-15	.667	8	24	32	3.6	22	0	19	8	2	16	54	6.0
77	ABRAM, Amaree	12-3	186:16	15.5	21-47	.447	10-27	.370	13-15	.867	5	18	23	1.9	13	0	15	6	0	11	65	5.4
6	BROWN II, DeWayne	10-2	143:16	14.3	19-28	.679	0-0	.000	12-16	.750	16	28	44	4.4	13	0	9	9	2	1	50	5.0
12	PHILLIPS, Cade	10-9	168:40	16.9	17-26	.654	0-0	.000	4-13	.308	18	22	40	4.0	17	0	4	7	11	2	38	3.8
35	BURG, Ethan	11-1	136:13	12.4	11-27	.407	8-17	.471	8-8	1.000	1	11	12	1.1	9	0	22	12	0	2	38	3.5
24	HENDERSON, Troy	10-0	104:03	10.4	7-25	.280	7-23	.304	0-0	.000	3	5	8	0.8	10	0	17	5	0	8	21	2.1
1	EVANS, Amari	10-0	69:22	6.9	7-19	.368	1-7	.143	3-4	.750	4	17	21	2.1	10	1	6	3	0	6	18	1.8
4	MASSAMBA, Clarence	7-0	32:21	4.6	1-4	.250	1-4	.250	1-2	.500	0	2	2	0.3	5	0	3	1	0	1	4	0.6
7	HURST, Grant	1-0	01:36	1.6	0-2	.000	0-2	.000	0-1	.000	0	0	0	0.0	0	0	0	0	0	0	0	0.0
21	DUNCAN, Campbell	1-0	01:36	1.6	0-0	.000	0-0	.000	0-0	.000	0	1	1	1.0	0	0	0	0	0	0	0	0.0
11	PAULL, Gavin	1-0	01:36	1.6	0-2	.000	0-1	.000	0-0	.000	0	0	0	0.0	0	0	0	0	0	0	0	0.0
Team											21	10	31					4				
Total		12	2400		356-741	.480	91-263	.346	183-256	.715	181	337	518	43.2	204	2	228	152	44	93	986	82.2
Opponents		12	2400		267-701	.381	90-320	.281	150-224	.670	135	224	359	29.9	212	6	121	153	44	90	774	64.5

Team Statistics

	UT	OPP
Scoring	986	774
Points per game	82.2	64.5
Scoring margin	+17.7	-
Field goals-att	356-741	267-701
Field goal pct	.480	.381
3 point fg-att	91-263	90-320
3-point FG pct	.346	.281
3-pt FG made per game	7.6	7.5
Free throws-att	183-256	150-224
Free throw pct	.715	.670
F-Throws made per game	15.3	12.5
Rebounds	518	359
Rebounds per game	43.2	29.9
Rebounding margin	+13.3	-
Assists	228	121
Assists per game	19.0	10.1
Turnovers	152	153
Turnovers per game	12.7	12.8
Turnover margin	+0.1	-
Assist/turnover ratio	1.5	0.8
Steals	93	90
Steals per game	7.8	7.5
Blocks	44	44
Blocks per game	3.7	3.7
Winning streak	2	-
Home win streak	7	-
Attendance	130167	19657
Home games-Avg/Game	7-18595	1-19657
Neutral site-Avg/Game	-	4-7461

Team Results

Date	Opponent		Score	Att.
11/03/2025	Mercer	W	76-61	18559
11/08/2025	Northern Ky.	W	95-56	18661
11/12/2025	North Florida	W	99-66	17614
11/17/2025	Rice	W	91-66	17283
11/20/2025	Tennessee St.	W	89-60	17313
11/24/2025	vs Rutgers	W	85-60	4628
11/25/2025	vs Houston	W	76-73	5110
11/26/2025	vs Kansas	L	76-81	3947
12/02/2025	at Syracuse	L	60-62	19657
12/06/2025	vs Illinois	L	62-75	16157
12/16/2025	Louisville	W	83-62	21678
12/21/2025	Gardner-Webb	W	94-52	19059

BROADCAST MEDIA CHEAT SHEET | Projected starters noted with orange numbers

0
PRESEASON
SECOND TEAM
ALL-SEC
LAST TWO GP
19.0p, 7.0r, 3.0a, 40.0 3P%

JA'KOBI GILLESPIE

Sr. • G • 6-1 • 188 • Greenville, Tenn. / Maryland

GP-GS	PPG	RPG	APG	MPG	FG%	3P%	FT%
25-26	12-12	17.6	2.8	5.6	31.5	42.0	34.7
Career	105-80	14.0	2.8	4.3	28.7	47.6	37.0

Car. Highs Pts: 32 Reb: 8 Ast: 11 Stl: 7 Blk: 2 Min: 40

- 17+ PTS in seven of first 12 GP at UT (20+ in five); Career highs in PTS (32), FGM (11) & 3PM (six) vs. Rutgers
- Won SEC POW (12/22/25) & USBWA NPOW (12/23/25) after victories over #11 Louisville (12/16/25)
- Gardner-Webb (12/21/25); Third Team All-Big Ten & NABC First Team All-East District last season
- Led BIG in 3PM (87), third in STL (69), co-fourth in AST (174), fifth in A/T (2.56) and fifth in 3P% (40.7)
- Second Team All-MVC, MVC All-Defensive Team & MVC Most-Improved Team as a soph. (led MVC in SPG [2.2], plus fifth in PPG [17.2], APG [4.2] & in FG% [56.1]); One of three in DI with 56/38/83 shooting line
- MVC All-Fresh Team in 2022-23 (9.6 ppg); 2x all-state & 2x state champ in HS; Dad played DI football



1

AMARI EVANS

Fr. • G • 6-5 • 220 • Pittsburgh, Pa. / Overtime Elite (Ga.)

GP-GS	PPG	RPG	APG	MPG	FG%	3P%	FT%
10-0	1.8	2.1	0.6	6.9	36.8	14.3	75.0

Car. Highs Pts: 7 Reb: 4 Ast: 2 Stl: 3 Blk: 0 Min: 12

- Seven points on 3-of-3 shooting, including first collegiate 3PM, in win over #11 Louisville (12/16/25)
- Consensus four-star, top-80 recruit (No. 50 by 247Sports); Unanimously labeled a top-10 prospect in Georgia
- Two-time Overtime Elite Defensive Player of the Year who set the OTE career record for steals (118)
- Averaged 15.8 ppg, 7.3 rpg, 3.8 apg & 2.5 spg for OTE's City Reapers as a senior (First Team All-OTE)
- Won the OTE championship as a junior, his best sports memory, and made it to the finals as a senior
- Academic high honors in HS; Vols have not had a letter winner from Pennsylvania since 1971



3

BISHOP BOSWELL

So. • G • 6-4 • 204 • Charlotte, N.C. / Myers Park

GP-GS	PPG	RPG	APG	MPG	FG%	3P%	FT%
25-26	9-8	6.0	3.6	2.1	22.9	62.1	53.3
Career	37-8	1.6	1.3	0.9	8.4	52.5	40.0

Car. Highs Pts: 10 Reb: 8 Ast: 5 Stl: 3 Blk: 1 Min: 32

- Career bests in PTS (10), FGM (four), STL (three) and MIN (32) in win over #3/2 Houston (11/25/25)
- Returned from injury against Rutgers (11/24/25) with career/game highs in AST (five) and STL (three)
- DNP against North Florida due to right foot injury; DNP versus Rice & Tennessee State with left leg injury
- First start in 2025-26 opener vs. Mercer (11/3/25); 3-5 from 3P in first two GP of 2025-26 (0-5 as frosh)
- Had 16 REB (six O), 14 AST, 7 PTS, 5 STL & 3 FGM in 104 MIN last year; 3 AST in win over #5/6 Florida (2/1/25)
- Four-star ranked No. 61 by ESPN, No. 69 by Rivals; HighSchoolOT.com First Team All-State as senior
- Two years of HS football (all-conf. WR as soph.); Same hometown as J. Springer, T. White, G. Williams



4

CLARENCE MASSAMBA

Fr. • G • 6-5 • 192 • Paris, France / Edmentum

GP-GS	PPG	RPG	APG	MPG	FG%	3P%	FT%
7-0	0.6	0.3	0.4	4.6	5.0	25.0	50.0

Car. Highs Pts: 3 Reb: 1 Ast: 2 Stl: 1 Blk: 0 Min: 14

muh-SAHM-buh

- Tabbed a three-star recruit by ESPN and On3; Took high school classes through Edmentum as a senior
- Played in 29 games (21 starts) for AS Monaco Basket's U21 team in LNB Espoirs league in 2024-25, averaging 11.7 ppg, 3.1 rpg, 1.5 apg & 1.4 spg in 24.7 mpg (46.3 FG%, 34.1 3P%, 78.3 FT%); 15+ PTS 9x)
- Attended The Rock School (Gainesville, Fla.) as a junior and sophomore; HS in France as a freshman
- Averaged 13.0 ppg, 5.0 rpg & 1.5 spg as a junior (53.0 FG%, 42.0 3P%) and won SIAA state title
- Lone prior UT letter winner from France is Yves Pons (2017-21), the 2020 SEC Defensive Player of the Year



6

DeWAYNE BROWN II

Fr. • F • 6-8 • 251 • Hoover, Ala. / Hoover

GP-GS	PPG	RPG	APG	MPG	FG%	3P%	FT%
10-2	5.0	4.4	0.9	14.3	67.9	--	75.0

Car. Highs Pts: 13 Reb: 14 Ast: 3 Stl: 1 Blk: 1 Min: 22

duh-WAYNE

- 14 REB vs. Gardner-Webb (12/21/25) tied for most by UT freshman in last 20 years (2006-26) and for fifth-most by a Vol under Rick Barnes; Had 5 REB in first start, a victory over #11 Louisville (12/16/25)
- Four-star, top-105 recruit (No. 71 by ESPN); Went 117-17 in HS (96-7 last three years, won final 45 games)
- Gatorade State POY as senior (15.0 ppg, 10.5 rpg, 2.9 bpg, 2.3 apg, 1.4 spg, 68.9 FG%, 35-0 state title)
- 3x AHSAA 7A state champ, 3x ASWA 7A First Team All-State, 3x Birmingham News Region POY & 2x ASWA 7A POY (1800+ PTS, 1100+ REB, 300+ BLK); Psych major (3.64 HS GPA) hopes to be therapist post-career

10
PRESEASON
SECOND TEAM
ALL-SEC

NATE AMENT

Fr. • F • 6-10 • 207 • Manassas, Va. / Highland School

GP-GS	PPG	RPG	APG	MPG	FG%	3P%	FT%
12-12	15.3	6.9	2.8	27.2	38.0	30.4	79.7

Car. Highs Pts: 23 Reb: 10 Ast: 5 Stl: 4 Blk: 1 Min: 36

AY-ment

- 3x SEC Frosh. of the Week (11/10, 11/17, 12/1); Had 15+ PTS & 5+ REB in seven of first eight GP (19+ PTS in five)
- 19.0 PPG in first six college games; Unanimous five-star recruit and top-four player in the nation (No. 2 by On3)
- Third top-five recruit in Tennessee history, alongside Tobias Harris (2010) and Allan Houston (1989)
- McDonald's All-American (13th in UT history); Played in Jordan Brand Classic and Nike Hoop Summit
- Gold medal at 2024 FIBA U18 AmeriCup in Argentina; MVP of 2024 Summer Slam Classic at Rucker Park
- Averaged 19.0 ppg, 10.0 rpg & 2.2 apg as a senior (Gatorade POY, Naismith First Team All-American)
- Dad, Albert, played college basketball; Brother, Manny, played college soccer; Fav. athlete is Kevin Durant

12
+ Out for the season due to left shoulder surgery


CADE PHILLIPS

Jr. • F • 6-9 • 221 • Jacksonville, Ala. / Link Academy (Mo.)

GP-GS	PPG	RPG	APG	MPG	FG%	3P%	FT%
25-26	10-9	3.8	4.0	0.4	16.9	65.4	--
Career	61-9	3.7	3.1	0.5	13.4	63.5	0.0

Car. Highs Pts: 15 Reb: 9 Ast: 3 Stl: 1 Blk: 5 Min: 28

- Announced on 12/8/25 as out for the season due to surgery to repair a recurring left shoulder injury
- Most GP in UT uniform of any active player; Of his 87 career made field goals, 50 are dunks (57.5%)
- First start in second game of 2025-26 (11/8/25); Would have been top-35 in OR% (14.3) last year if qualified
- Had season-best 15 PTS & 3 BLK on 6-8 FG (five dunks) vs. So. Carolina (3/8/25) in 2024-25 reg. season finale
- 10+ PTS 6x, 5+ REB 12x, 3+ OREB 14x, 2+ BLK 7x last year; 13 PTS, season-high 9 REB vs. Austin Peay (11/17/24)
- Helped lead Link Academy to a 27-1 record, GEICO Nationals title and ESPN final No. 1 ranking
- Dad, uncle & grandfather played football at Alabama, mom played basketball; Dad & uncle wore No. 12



13

J.P. ESTRELLA

Rso. • F • 6-11 • 240 • Scarborough, Maine / Brewster Academy (N.H.)

GP-GS	PPG	RPG	APG	MPG	FG%	3P%	FT%
25-26	10-0	10.4	4.5	0.6	13.4	70.8	40.0
Career	38-0	4.2	1.9	0.3	7.6	70.5	40.0

Car. Highs Pts: 23 Reb: 11 Ast: 3 Stl: 1 Blk: 1 Min: 20

uh-STRELL-uh

- T-No. 11 in DI (min. 4 FGM/gm & 5 GP) w/71.2 FG%; 23 PTS & 10 REB vs. UNF (11/12/25) on 11-14 FG (second D-D)
- First double-double versus Northern Ky. (11/8/25) with career highs in PTS (17), REB (11) & FGM (8-11)
- Left knee inj. vs. Rice (11/17/25), DNP vs. Tenn. State (11/20/25); DNP at Syracuse (12/2/25) w/right ankle inj.
- Totaled 14 PTS, 8 REB & 2 BLK in 31 MIN over three GP last year before season-ending left foot surgery
- One of 21 in DI (just two in SEC) to shoot 71% on 20+ FGA in 2023-24; High of 15 mins. in Elite Eight
- Four-star, top-80 recruit ranked as high as No. 57 by Rivals; First Vol from Maine; State title as junior at South Portland HS (20.2 ppg, 11.8 rpg, 4.1 bpg); Mother, Allie, played at Boston College from 1995-99

23
LAST SIX GP
12.5p, 8.2r, 1.8a, 58.5 2P%

JAYLEN CAREY

Jr. • F • 6-8 • 267 • Southwest Ranches, Fla. / Vanderbilt

GP-GS	PPG	RPG	APG	MPG	FG%	3P%	FT%
25-26	12-12	9.0	6.7	1.6	17.6	57.5	0.0
Career	81-2	7.7	5.2	0.9	17.4	56.6	24.6

Car. Highs Pts: 22 Reb: 14 Ast: 4 Stl: 2 Blk: 2 Min: 29

- 10+ PTS 25x, 10+ REB 9x, six D-D; Career-high 22 PTS at Syracuse (12/2/25), 13 in win vs. #3/2 Houston (11/25/25)
- All 33 GP for Vanderbilt last season, helping team to first NCAA trip since 2017 (8.0 ppg, 5.7 rpg)
- 9.5 ppg, 6.2 rpg & 52.6 FG% in 21.9 mpg in SEC play last year (led league with 57 OFF. REB in SEC action)
- Had 32 PTS, 17 REB (9 off.) & 4 AST in 49 MIN in two games versus UT in 2024-25 (10/12 FG, 11/15 FT)
- All 36 GP for James Madison as frosh, aiding team to best year ever (32-4, SBC title, NCAAAT Rd. of 32)
- Three-star recruit, per ESPN and Rivals; Averaged 15.5 ppg & 10.2 rpg as senior (first team all-county)
- Brother, Vernon Jr., an All-American at Duke in 2019-20; Dad, Vernon, played in NFL for eight years



24

TROY HENDERSON

Fr. • G • 6-1 • 186 • Richmond, Va. / John Marshall

GP-GS	PPG	RPG	APG	MPG	FG%	3P%	FT%
10-0	2.1	0.8	1.7	10.4	28.0	30.4	--

Car. Highs Pts: 9 Reb: 5 Ast: 5 Stl: 2 Blk: 0 Min: 18

- In second GP (11/8/25 vs. NKU) became first UT frosh w/5 AST & 0 TO since K. Chandler in SECT final (3/12/22)
- McDonald's All-American game nominee, four-time VHSL First Team All-State pick and three-time team captain; Went 104-6 in HS career with three VHSL state titles, 2200+ PTS and 600+ AST
- Averaged 13.7 ppg, 6.0 apg, 3.8 rpg & 1.5 spg with 40.0 3P% as a senior (state crown, No. 9 on MaxPreps)
- Lancaster HS for first three years; 25.9 ppg (third in VA) & 5.1 rpg as a junior and won state title at 26-2
- Honor roll student w/3.50 HS GPA; Parents and brothers play(ed) DIII ball; AAU teammate of Nate Ament



34

FELIX OKPARA


Sr. • F • 6-11 • 243 • Lagos, Nigeria / Ohio State

GP-GS	PPG	RPG	APG	MPG	FG%	3P%	FT%
25-26	12-12	7.6	5.3	0.5	24.8	50.7	62.5
Career	120-95	6.1	5.5	0.4	22.0	57.7	30.0

Car. Highs Pts: 20 Reb: 15 Ast: 2 Stl: 4 Blk: 5 Min: 35

ock-PAR-uh

- Owns 211 DI BLK in career, second among active players; Career-high 20 PTS (8-10 FG) vs. Rice (11/17/25)
- Of 308 FGM in career, 165 are via dunks (53.6%); Logged 69 dunks last season, seventh-most in DI
- Co-fourth-most BLK (64) in a season at UT; 11 REB (7 off.) in Sweet 16 win over #18/21 Kentucky (3/28/25)
- Tied then-career high with 16 PTS at Vandy (1/18/25) on 7-7 FG (fourth time in last 20 years Vol went 7-7)
- Had 15 PTS on 6-6 FG at LSU (2/25/25); One of 14 in SEC in last 20 years with two 6+ FG games in a season
- Tallied 83 blocks in 2023-24, good for ninth-most in DI (one of two 60+ BLK and at least one in all GP)
- Unanimous four-star recruit, ranked No. 62 by ESPN; Prep teammate of VFL/NBA draftee Julian Phillips



35


ETHAN BURG

So. • G • 6-9 • 193 • Mishmar HaShiv'a, Israel / Gymnasia Realit Rishon LeZion

GP-GS	PPG	RPG	APG	MPG	FG%	3P%	FT%
11-1	3.5	1.1	2.0	12.4	40.7	47.1	100

Car. Highs Pts: 11 Reb: 4 Ast: 5 Stl: 1 Blk: 0 Min: 24

- Tallied a season-high 11 PTS, season-high 4 REB and 3 AST vs. Rice (11/17/25) and went 3-of-5 on 3Ps
- Played for Bnei Herzliya Basket in the Israeli Basketball Super League the last two years (2023-25), averaging 11.0 ppg, 3.1 apg & 2.9 spg in 24.4mpg across 54 games (42.9 FG%, 32.8 3P%, 75.7 FT%)
- Named a league all-star in 2024-25 when he averaged 11.1 ppg with a 37.6 3P% (10+ PTS 14x in 24 GP)
- Youngest player on Israel's roster at FIBA EuroBasket 2025; Enters college with three years of eligibility
- Arrived at UT on 9/8/25, four days after 23rd birthday; First Vol from Israel, Middle East and/or Asia



77

AMAREE ABRAM

Sr. • G • 6-3 • 200 • Port Arthur, Texas / Louisiana Tech

GP-GS	PPG	RPG	APG	MPG	FG%	3P%	FT%
25-26	12-3	5.4	1.9	1.3	15.5	44.7	37.0
Career	87-61	8.7	2.8	1.7	23.1	40.7	36.0

Car. Highs Pts: 26 Reb: 8 Ast: 5 Stl: 6 Blk: 1 Min: 41

- Season-high 15 PTS 2x: vs. Tennessee State (11/20/25) on 3-of-4 3Ps and vs. Gardner-Webb on 6-of-7 FGs
- Scored 10+ PTS 33x as a collegian, with 15+ 16x and 20+ 5x; Multiple 3PM 35x, with at least three 16x
- All-CUSA Honorable Mention as a junior at Louisiana Tech (top 10 in CUSA in SPG [1.5], MPG [32.1] & 3PM/gm [2.1], plus No. 17 in PPG [12.3]); Scored 10+ PTS in 23 of 32 GP, with 14+ 12x & 20+ 3x
- Played in all 33 games (22 starts) as a freshman at Ole Miss (8.0 ppg, 2.0 rpg & 2.0 apg in 21.0 mpg)
- Tallied a 36.4 3P% to lead Ole Miss in 2022-23 and won SEC Co-Freshman of the Week on 11/28/22
- 2023 USA U19 National Team Training Camp; Consensus four-star, top-100 recruit (No. 65 by 247Sports)