

#6/6 TENNESSEE VOLUNTEERS

17-5 (7-2 SEC)

Head Coach: Rick Barnes (Lenoir-Rhyne, 1977)
Record at Tennessee: 192-97 (.664) / ninth season
Career Record: 796-411 (.659) / 37th season
vs. Texas A&M: 31-10 / 6-3 with Tennessee

VS

TEXAS A&M AGGIES

14-8 (5-4 SEC)

Head Coach: Buzz Williams (Oklahoma City, 1994)
Record at Texas A&M: 88-55 (.615) / fifth season
Career Record: 341-210 (.619) / 17th season
vs. Tennessee: 2-4 / 2-3 with Texas A&M

GAME 23 | TENNESSEE at TEXAS A&M - Saturday, Feb. 10, 2024 | 8 p.m. ET | Bryan-College Station, Texas | Reed Arena (12,989)



BROADCAST INFORMATION

TV | ESPN

Tom Hart, PxP
Jimmy Dykes, analyst

VIDEO STREAM

WatchESPN.com, ESPN App

RADIO | Vol Network

Bob Kesling, PxP
Steve Hamer, analyst
Tim Berry, engineer

RADIO STREAM

SiriusXM 81, SXM App



SERIES HISTORY

ALL-TIME: 11-7 **HOME:** 5-4 **AWAY:** 4-3 **NEUTRAL:** 2-0 **BARNES ERA:** 6-3
STREAK: Lost 1 **FIRST MEETING:** 60-52 home win (12/15/51) **LAST MEETING:** 68-63 road loss (2/21/23)

PROJECTED STARTERS (AVERAGES ARE FROM 2023-24)

#	Name	Yr.	Pos.	Ht.	Wt.	Hometown	PPG	RPG	APG	Other	Career Highs
0	Jonas Aidoo	Jr.	F	6-11	240	Durham, N.C.	11.5	7.4	1.1	1.9 bpg	29p, 15r, 4a, 3s, 5b, 35m 13.0ppg, 8.3rpg, 2.4bpg last nine GP with 19+ pts. 3x (only once prior at UT); 15 reb. at Georgia (most by Vol since 1/8/19)
3	Dalton Knecht	5th	G	6-6	213	Thornton, Colo.	20.2	4.7	2.0	39.1 3P%	39p, 13r, 6a, 3s, 3b, 42m League-high 26.9ppg in SEC play (25+ 7x, 30+ 4x, 35+ 2x); 3x SEC POW; SEC's first w/35+ back-to-back since Shaq (Feb. '91)
5	Zakai Zeigler	Jr.	G	5-9	171	Long Island, N.Y.	10.8	2.4	5.5	1.9 spg	26p, 6r, 13a, 5s, 2b, 40m 21.5ppg, 11.0apg, 4.0spg in last two GP; Leads SEC in APG; 2x Naismith DPOY Watch List; 2022-23 Second Team All-SEC
25	Santiago Vescovi	5th	G	6-3	196	Montevideo, Uruguay	7.7	3.7	2.7	78.0 FT%	23p, 11r, 8a, 5s, 2b, 42m SEC's active leader in 3PM (314; No. 8 all-time) and steals (196); Most starts in UT history (132); 2x First Team All-SEC
30	Josiah-Jordan James	5th	G	6-7	220	Charleston, S.C.	9.2	6.5	2.0	1.3 spg	26p, 14r, 6a, 5s, 4b, 40m Top-six among active SEC players in REB, STL; Led UT in RPG in 2020-21, 2021-22; One of two Vols to log 1100p/600r/250a

THE MATCHUP

- Prior to dropping a 68-63 road decision last season (2/21/23) in a top-25 matchup, Tennessee had won three in a row against Texas A&M, all by double digits.
- This is the seventh time in the last eight meetings UT is ranked. It went 5-1 in the prior six, including 5-0 with the Aggies unranked.
- The Volunteers' last win over Texas A&M was a 65-50 result on 3/13/22 in Tampa, Fla., in the SEC Tournament title game, giving UT its fifth crown and first since 1979.
- After going 25-10 (15-3) last season and, for the first time since 2018, reaching the NCAA Tournament, Texas A&M was voted second in the SEC preseason poll.
- Junior guard **Wade Taylor IV**, the SEC Preseason Player of the Year, is the Aggies' leader in both points (19.7) and assists (3.6) per game, the former of which is fourth in the SEC.
- Texas A&M (31-10) is one of three teams **Rick Barnes** has beat 30-plus times, along with Texas Tech (33-5) and Baylor (30-9). The Aggies are the only one he has beat at multiple schools (three).

NEWS & NOTES

- Tennessee is averaging 83.5 ppg in its 10 contests since the turn of the new year. The only other times in the last 15 years (2009-24) the Volunteers have averaged 83.5 ppg in a 10-game span in a single season were 15 concurrent streaks over the first 24 contests of 2018-19, during which they went 23-1 from 11/6/18-2/13/19.
- The Volunteers are averaging 83.1 ppg through nine SEC games, the midpoint of the conference slate. The only other instance in the last 24 seasons (2000-24) in which they put up 83-plus ppg over nine single-season SEC contests were four concurrent streaks over the first 12 outings of league play in 2018-19, from 1/5/19-2/16/19.
- Zakai Zeigler's 17-point, nine-assist, five-steal showing versus LSU (2/7/24) was the sixth by an SEC player in the last 16 seasons (2008-24), joining outings by **Dru Smith**, **Tremont Waters** (twice), **Tyler Ulis** and **John Wall**. His 22 assists in the last two contests are the most in back-to-back regulation SEC games since **Jared Harper** on 2/3/18 and 2/7/18.

DOMINANT DK

- **Dalton Knecht** is seventh among Power Six players in scoring this season at 20.2 ppg. His 15.8 ppg career average leads the SEC and is ninth among Power Six players. He is one of five DI players—the only other in a Power Six league is **Zach Edey**—averaging 20.0 ppg this year who also did so last year.
- Knecht scored 234 points in the last eight contests (29.3 ppg). The only other Power Six players to hit that mark in the last decade (2014-24) are **Markus Howard** (2019-20 & 2018-19), **Trae Young** (2017-18) and **Buddy Hield** (2015-16). Knecht is the only DI player in the last 19 years (2005-24) to do that without averaging over 1.0 turnover per game.
- If Knecht records 16 points at Texas A&M, he would be the seventh SEC player in the last 13 seasons (2011-24) to hit that mark in at least nine straight league games, joining **Cameron Thomas** (2020-21), **Immanuel Quickley** (2019-20), **J.J. Frazier** (2016-17), **Sindarius Thornwell** (2016-17), **Jamal Murray** (2015-16) and **Ben Simmons** (2015-16).

2023-24 SCHEDULE

RECORD	17-5
SEC	7-2
NON-CONFERENCE	10-3
HOME	11-1
AWAY	4-2
NEUTRAL	2-2

DATE	OPPONENT (TV)	TIME/SCORE (TV)
O29	[9/10] at #4/4 Michigan State	W, 89-88 (BTN)
O31	[9/10] Lenoir-Rhyne	W, 90-48 (SECN+)

N6	[9/10] Tennessee Tech	W, 80-42 (SECN+)
N10	[9/10] at RV/RV Wisconsin	W, 80-70 (Peacock)
N14	[7/8] Wofford	W, 82-61 (SECN+)
N20	[7/8] vs. Syracuse*	W, 75-66 (ESPN2)
N21	[7/8] vs. #2/2 Purdue*	L, 71-67 (ESPN)
N22	[7/8] vs. #1/1 Kansas*	L, 69-60 (ESPN)
N29	[10/11] at #17/16 North Carolina+	L, 100-92 (ESPN)

D5	[17/13] George Mason	W, 87-66 (SECN+)
D9	[17/13] #20/18 Illinois	W, 86-79 (CBS)
D12	[12/10] Georgia Southern	W, 74-56 (SECN)
D16	[12/10] vs. NC State%	W, 79-70 (ESPN2)
D21	[8/7] Tarleton State	W, 65-46 (SECN+)

J2	[5/5] Norfolk State	W, 87-50 (SECN)
J6	[5/5] #22/19 Ole Miss*	W, 90-64 (SECN)
J10	[5/5] at Mississippi State*	L, 77-72 (SECN)
J13	[5/5] at Georgia*	W, 85-79 (ESPN2)
J16	[6/7] --/RV Florida*	W, 85-66 (ESPN2)
J20	[6/7] RV/RV Alabama*	W, 91-71 (ESPN2)
J27	[5/5] at Vanderbilt*	W, 75-62 (SECN)
J30	[5/5] RV/RV South Carolina*	L, 63-59 (SECN)

F3	[5/5] at #10/8 Kentucky*	W, 103-92 (ESPN)
F7	[6/6] LSU*	W, 88-68 (SECN)
F10	[6/6] at Texas A&M*	8 p.m. (ESPN)
F14	at Arkansas*	9 p.m. (ESPN2)
F17	Vanderbilt*	6 p.m. (SECN)
F20	at Missouri*	7 p.m. (SECN)
F24	Texas A&M*	8 p.m. (ESPN)
F28	Auburn*	7 p.m. (ESPN2)

M2	at Alabama*	8 p.m. (ESPN)
M6	at South Carolina*	7 p.m. (ESPN2)
M9	Kentucky*	4 p.m. (CBS)

Bold - home game (Food City Center; Knoxville, Tenn.)
Italics - exhibition game
 * - SEC game
 ^ - Allstate Maui Invitational (Honolulu, Hawaii)
 + - ACC/SEC Challenge (Chapel Hill, N.C.)
 % - Hall of Fame Series (San Antonio, Texas)
 [XX/XX] - Tennessee ranking
 All times Eastern and subject to change

If you are viewing these game notes on a wifi-enabled device, click on any final score above to view the recap, highlights, pressers and more from that contest.

WINNING WAYS

Since the start of 2017-18, Tennessee paces all SEC programs in postseason wins (15), while placing a close second in both total victories (161) and winning percentage (.722). In that span, the Vols have captured two SEC titles, winning the regular season in 2018 and the tournament in 2022. *More can be found on Page 3.*

QUICK FACTS

THE BASICS

Location: Knoxville, Tenn.
Founded: 1794
Conference: Southeastern
Enrollment: 36,304
Colors: Orange & White
Nickname: Volunteers
Mascot: Smokey
Band: Pride of the Southland
University President: Randy Boyd
Knoxville Chancellor: Dr. Donde Plowman
Faculty Athletics Rep: Dr. Matt Harris
Director of Athletics: Dr. Danny White
Athletic Department Phone: 865-974-1220
Ticket Office Phone: 1-800-332-VOLS (8657)

COURT FACTS

FOOD CITY CENTER

Normal Capacity: 21,678
Record in Arena: 450-141 (.761), 37th season
Record on Current Floor: 11-1 (.917), first season
Largest Crowd: 25,610 vs. Kentucky (1/21/89)
Largest Crowd at Current Capacity: 22,326 vs. Gonzaga (1/7/09)

MEDIA INFORMATION

CREDENTIALS

Outlets interested in obtaining credentials to cover Tennessee basketball home games must apply for credentials via Sports Systems:

www.sportssystem.com/clients/seccredentials/

Applications for single-game credentials should be submitted at least five days in advance of the game(s) one plans to cover.

COVERING PRACTICE

Only select Tennessee basketball practices are open to the media. Contact Associate AD Alex Schwartz (alexschwartz@tennessee.edu) for dates and times. See Page 291 of the UT Record Book for specific coverage guidelines.

WEEKLY PRESS CONFERENCES


Rick Barnes and select Tennessee players are typically available for interviews twice weekly during the season (in addition to postgame availabilities). For a particular week's schedule, please email Alex Schwartz (alexschwartz@tennessee.edu).

STRATEGIC COMMS. STAFF



ALEX SCHWARTZ

Associate AD of Strategic Comms.
 C: 609-802-3674
 O: 865-974-7501
 E: alexschwartz@tennessee.edu
 X/Twitter: [@AlexJSchwartz](https://twitter.com/AlexJSchwartz)



PRESTON JONES

Strategic Comms. Graduate Assistant
 C: 865-919-3300
 O: 865-919-3300
 E: pjones54@vols.utk.edu
 X/Twitter: [@Preston_Jones13](https://twitter.com/Preston_Jones13)



TENNESSEE ROSTER (NUMERICAL/ALPHABETICAL)

No.	Name	Pos.	Ht.	Wt.	Cl.	Hometown / Previous School
0	Jonas Aidoo	F	6-11	240	Jr.	Durham, N.C. / Liberty Heights Athletic Institute
1	Freddie Dillione V	G	6-5	195	R-Fr.	Fayetteville, N.C. / Word of God Christian Academy
2	Jordan Gainey	G	6-3	186	Jr.	Tucson, Ariz. / USC Upstate / South Kent School (Conn.)
3	Dalton Knecht	G	6-6	213	5th	Thornton, Colo. / Northern Colorado / Northeastern J.C. / Prairie View
5	Zakai Zeigler	G	5-9	171	Jr.	Long Island, N.Y. / Our Saviour Lutheran School
11	Tobe Awaka	F	6-8	250	So.	Hyde Park, N.Y. / Cardinal Hayes
12	Cade Phillips	F	6-9	212	Fr.	Jacksonville, Ala. / Link Academy (Mo.)
13	J.P. Estrella	F	6-11	241	Fr.	Scarborough, Maine / Brewster Academy (N.H.)
15	Jahmai Mashack	G	6-4	201	Jr.	Fontana, Calif. / Etiwanda
23	Grant Hurst	G	6-2	200	R-So.	Cleveland, Tenn. / UT Martin / Cleveland
25	Santiago Vescovi	G	6-3	196	5th	Montevideo, Uruguay / NBA Global Academy (Australia)
30	Josiah-Jordan James	G	6-7	220	5th	Charleston, S.C. / Porter-Gaud School
35	Colin Coyne	F	6-9	238	Sr.	Fredericksburg, Va. / Mary Washington / Stafford
43	Cameron Carr	G	6-5	175	Fr.	Eden Prairie, Minn. / Link Academy (Mo.)
44	D.J. Jefferson	G	6-5	209	R-Fr.	Richardson, Texas / Minnesota Prep Academy (Minn.)

No.	Name	Pos.	Ht.	Wt.	Cl.	Hometown / Previous School
0	Jonas Aidoo	F	6-11	240	Jr.	Durham, N.C. / Liberty Heights Athletic Institute
11	Tobe Awaka	F	6-8	250	So.	Hyde Park, N.Y. / Cardinal Hayes
43	Cameron Carr	G	6-5	175	Fr.	Eden Prairie, Minn. / Link Academy (Mo.)
35	Colin Coyne	F	6-9	238	Sr.	Fredericksburg, Va. / Mary Washington / Stafford
1	Freddie Dillione V	G	6-5	195	R-Fr.	Fayetteville, N.C. / Word of God Christian Academy
13	J.P. Estrella	F	6-11	241	Fr.	Scarborough, Maine / Brewster Academy (N.H.)
2	Jordan Gainey	G	6-3	186	Jr.	Tucson, Ariz. / USC Upstate / South Kent School (Conn.)
23	Grant Hurst	G	6-2	200	R-So.	Cleveland, Tenn. / UT Martin / Cleveland
30	Josiah-Jordan James	G	6-6	220	5th	Charleston, S.C. / Porter-Gaud School
44	D.J. Jefferson	G	6-5	209	R-Fr.	Richardson, Texas / Minnesota Prep Academy (Minn.)
3	Dalton Knecht	G	6-7	213	5th	Thornton, Colo. / Northern Colorado / Northeastern J.C. / Prairie View
15	Jahmai Mashack	G	6-4	201	Jr.	Fontana, Calif. / Etiwanda
12	Cade Phillips	F	6-9	212	Fr.	Jacksonville, Ala. / Link Academy (Mo.)
25	Santiago Vescovi	G	6-3	196	5th	Montevideo, Uruguay / NBA Global Academy (Australia)
5	Zakai Zeigler	G	5-9	171	Jr.	Long Island, N.Y. / Our Saviour Lutheran School

Head Coach: Rick Barnes

Overall Record: 796-411 (37th season)

Record at Tennessee: 192-97 (93-59 SEC) (ninth season)

Associate Head Coach: Justin Gainey (third season, second as AHC)

Assistant Coach: Rod Clark (third season)

Assistant Coach: Gregg Polinsky (third season, second as AC)

Director of Sports Performance: Garrett Medenwald (ninth season)

Director of Basketball Ops.: Mary-Carter Eggert (ninth season)

Athletic Trainer: Chad Newman (28th season)

Director of Player Development: Bryan Lentz (sixth season)

Director of Video and Analytics: Luke Schapker (sixth season)

Director of Recruiting: Lucas Campbell (fourth season)

Graduate Assistant: Riley Collins (second season)

Graduate Assistant: David Kasangany (first season)

PRONUNCIATION GUIDE

Jonas Aidoo: AY-Doo

Tobe Awaka: Toe-BAY Uh-WAH-Kuh

Freddie Dillione V: Dill-Ee-ON

J.P. Estrella: Uh-STRELL-Uh

Dalton Knecht: Kuh-NEKT (*like connect*)

Jahmai Mashack: Juh-MY MAY-Shack

Santiago Vescovi: Sahn-Te-AH-Go VESS-Co-Vee

Zakai Zeigler: Zuh-KY ZEE-Glur

Garrett Medenwald: MAY-Dihn-Wald

David Kasangany: Kuh-SUNG-Guh-Nye

BREAKDOWN BY CLASS

Fifth-Years: Three

Seniors: One

Juniors: Four

Sophomores: Two (one RS)

Freshmen: Five (two RS)

BREAKDOWN BY LOCATION

Country: United States (14), Uruguay

State: New York (2), North Carolina (2), Alabama, Arizona, California, Colorado, Maine, Minnesota, South Carolina, Tennessee, Texas, Virginia



@VOL_HOOPS



TENNESSEE BASKETBALL



ITN.CO/YOUTUBE

BY THE NUMBERS

796 With **796** victories, **Rick Barnes** ranks second, behind only **John Calipari**, among active DI head coaches. *The list is on Page 17.*

52 UT has appeared in 66 of the last 69 AP Top 25 Polls, including each of the past **52**, the third-longest streak in the nation.

5 Tennessee, Arizona, Kansas and Purdue are the only schools to earn an AP top-five (**5**) ranking each of the last three seasons.

4 The Volunteers are one of just 15 DI teams with at least four (**4**) 1,000-point scorers. *The list is on Page 5.*

THE PRESEASON PICK

- Tennessee placed first in the SEC preseason poll, as voted on by a select panel of both SEC and national media members.
- This was the fifth time the Volunteers have been picked to win the league since polling began in 1989-90, with each nod coming since the turn of the century in advance of the 2000-01 season. UT's five first-place selections during that time are more than the combined total of every other school in the league except for Kentucky, as Florida (twice) and Alabama (once) are the only schools that have taken the pole position besides the Vols and Wildcats.
- The Volunteers have been picked first in two of the last four seasons, as their prior such recognitions came in 2020-21, 2008-09, 2007-08 and 2000-01.
- The complete SEC preseason poll can be found below:

1. Tennessee	8. Florida
2. Texas A&M	9. Missouri
3. Arkansas	10. Ole Miss
4. Kentucky	11. Vanderbilt
5. Alabama	12. Georgia
6. Auburn	13. LSU
7. Mississippi State	14. South Carolina
- Tennessee has home-and-home matchups with the teams picked second (Texas A&M), fourth (Kentucky) and fifth (Alabama), while going on the road to play the school voted third (Arkansas).

POSITIONAL PROWESS

- Three Volunteers were tabbed to Naismith Memorial Basketball Hall of Fame "Starting Five" Preseason Watch Lists. **Zakai Zeigler** was one of 20 players on the Bob Cousy Point Guard of the Year Preseason Watch List. **Santiago Vescovi** was among the 20 named to the Jerry West Shooting Guard of the Year Preseason Watch List. **Dalton Knecht** was one of the 20 picks for the Julius Erving Small Forward of the Year Watch List.
- During the final week of January, Zeigler and Knecht were both selected to the Midseason Top 10 Watch Lists for their respective positions.

SEC PRESEASON MEDIA PLAUDITS

- Santiago Vescovi** earned Preseason First Team All-SEC status, while **Zakai Zeigler** collected Preseason Second Team All-SEC recognition from the media. Both earned the same designation before (and after) the 2022-23 campaign.
- Tennessee was one of four schools with multiple Preseason All-SEC distinctions, joining Alabama, Arkansas and Kentucky.
- Vescovi is the fifth multiple-time Preseason First Team All-SEC designee in program history—polling began in 1989-90—alongside **Allan Houston** (thrice), **Tony Harris** (thrice), **Chris Lofton** and **Tyler Smith**.
- Zeigler is the eighth Volunteer to pick up multiple Preseason All-SEC honors, a list that also features **Jerome Maymon** and **Jarnell Stokes**.
- The complete Preseason All-SEC teams, as selected by the media, can be found below:

FIRST TEAM: Grant Nelson (AL), Trevon Brazile (AR), Johni Broome (AU), Justin Edwards (UK), Tolu Smith III (MS), **Santiago Vescovi (UT)**, Wade Taylor IV (A&M; SEC Preseason POY)

SECOND TEAM: Mark Sears (AL), Davonte Davis (AR), Riley Kugel (UF), Antonio Reeves (UK), **Zakai Zeigler (UT)**

SEC PRESEASON COACHES' PLAUDITS

- Santiago Vescovi** and **Zakai Zeigler** were both Preseason First Team All-SEC picks by the league's head coaches, the lone such teammate duo in the conference. **Josiah-Jordan James** collected Preseason Second Team All-SEC plaudits, making Tennessee the lone school with three honorees.
- The complete Preseason All-SEC teams, as selected by the coaches, can be found below:

FIRST TEAM: Trevon Brazile (AR), Johni Broome (AU), Riley Kugel (UF), Antonio Reeves (UK), Tolu Smith III (MS), **Santiago Vescovi (UT)**, **Zakai Zeigler (UT)**, Wade Taylor IV (A&M)

SECOND TEAM: Grant Nelson (AL), Mark Sears (AL), Davonte Davis (AR), Justin Edwards (UK), Matthew Murrell (OM), **Josiah-Jordan James (UT)**, Tyrece Radford (A&M), Tyrin Lawrence (VU)

TOP-10 TEAM

- Tennessee entered 2023-24 as a near-unanimous preseason top-10 team. A list of the Volunteers' preseason top-10 positions is below ("C" indicates computer poll and "H" indicates human poll):

2. EvanMiya.com	C	8. KenPom.com	C
3. Haslametrics.com	C	8. ESPN.com	H
4. SI.com	H	9. AP Poll	H
5. BartTorvik.com	C	9. The Almanac	H
5. The Athletic	H	10. Coaches Poll	H
6. Blue Ribbon Yearbook	H		
- UT, as noted above, began the season at No. 9 in the Associated Press Poll and No. 10 in the USA TODAY Sports Coaches Poll. This is the fifth time in program history it was in the top 10 of both major preseason polls, joining 2018-19 (No. 6/6), 2007-08 (No. 7/7), 2000-01 (No. 9/8) and 1998-99 (No. 9/9).
- The Volunteers were in the AP preseason top 10 for the seventh time, as they also earned the distinction in 2009-10 (No. 10) and 1975-76 (No. 9), the latter of which was before the formation of the Coaches Poll.
- This was the fourth straight year Tennessee started in the AP top 20, setting a program record. It was also the fifth year in a row the Vols were in the Coaches Poll top 25 to open the season, matching the best mark in UT history (2006-07 to 2010-11).

NATIONALLY KNOWN

- On 1/10/24, **Dalton Knecht** was named to both the Lute Olson Award Midseason and Wooden Award Midseason Top 25 Watch Lists. On 1/24/24, he was voted a The Athletic Second Team All-American. On 1/31/24, he was picked for the Wooden Award Late Season Top 20 Watch List.
- Knecht won USBWA National Player of the Week back-to-back on 1/16/24 and 1/23/24. He was also the Naismith National Player of the Week and AP National Player of the Week on 1/22/24.
- Zakai Zeigler**, among 10 semifinalists last year, was one of 15 players tabbed to the Naismith Defensive Player of the Year Watch List on 2/7/24. The only other SEC selection was Auburn's **Johni Broome**, while the only repeat picks were Purdue's **Zach Edey**, Creighton's **Ryan Kalkbrenner** and Kansas' **Kevin McCullar Jr.**
- Santiago Vescovi** claimed Blue Ribbon Preseason Fourth Team All-America honors. He also, for the second straight year, made both the Naismith Trophy Preseason Watch List and the Wooden Award Preseason Top 50 Watch List.

FIVE IN A ROW

- Tennessee has played in every NCAA Tournament since 2018. Those five consecutive berths tie for the second-longest streak in program history. The Vols appeared in six straight NCAA Tournaments from 2006-11 and made five trips in a row from 1979-83.
- The Volunteers' current streak includes a pair of Sweet Sixteen appearances (2018 and 2023).
- UT has earned a top-five seed in each of its last five NCAA Tournament trips: No. 3 in 2018, No. 2 in 2019, No. 5 in 2021, No. 3 in 2022 and No. 4 in 2023.

TOP-10 (AND TOP-FIVE) TAKEDOWNS

- Tennessee is 8-3 in its last 11 games against AP top-10 teams, dating back to 12/22/21 against #6 Arizona.
- The Volunteers are also 5-2 in their last seven contests versus AP top-five foes, going back to 2/15/22 versus #4 Kentucky.

WINNING WAYS

- Over the last seven seasons, dating back to the start of the 2017-18 campaign, Tennessee paces all SEC teams in postseason wins (15), while placing a close second in both total victories (161) and winning percentage (.722). In that span, the Vols have claimed a pair of SEC titles, winning the regular season in 2018 and the tournament in 2022.
- In that same seven-year stretch, the Vols are one of only two SEC schools with an overall winning percentage of at least .700, alongside Auburn (.726) and Kentucky (.700). No other team is at even .650 in that time.
- In SEC play over the same seven-year period, Tennessee (.79-37; .681) is second in the league in both victories and winning percentage, trailing just Kentucky (80-37; .684). Only Auburn (76-42; .644) and Alabama (73-45; .619) also have 70-plus wins.
- Over the last three seasons only (2021-24), UT owns a 69-24 (.742) overall record. That is good for the most victories and the best winning percentage of any SEC team in that span.

RACKING UP RANKED VICTORIES

- Over the past four seasons (2020-24), Tennessee leads all SEC teams with 18 AP top-25 wins, tied with Illinois for sixth nationally and four more than any other SEC program (Alabama has 14). It also paces all SEC schools in AP top-10 victories with eight, placing co-sixth nationally alongside Purdue and Texas. UT's five AP top-five wins in that span lead the SEC and are tied with Arizona, Gonzaga and Michigan State for the most of any team in the country.
- The eight AP top-10 triumphs during that time are: #1 Alabama (2/15/23), #3 Kansas (11/25/22), #3 Auburn (2/26/22), #4 Kentucky (2/15/22), #5 Kentucky (3/12/22), #6 Arizona (12/22/21), #10 Texas (1/28/23) and at #10 Kentucky (2/3/24).
- Over the last four seasons (2020-24), Tennessee has played a league-high 32 games against AP Top 25 opponents, going 18-14 (.563). The Vols are the only SEC team, regardless of number of games, with a winning record against ranked foes during that span, while Auburn's .474 (9-10) mark is second.
- Tennessee (32) and Alabama (31) and Arkansas (30) are the only SEC teams to play 27-plus ranked foes since the start of the 2020-21 campaign.

TOPPLING THE TEAM AT THE TOP

- With its 68-59 home victory over top-ranked Alabama last season (2/15/23), Tennessee became one of only 17 DI programs with at least six wins over AP No. 1 teams.
- **Rick Barnes** has led UT to two of those victories, as the program won each of its first two matchups with the AP No. 1 team during his tenure. The Volunteers, now 2-1 in such contests in his tenure, previously defeated Gonzaga, 76-73, on 12/9/18 in the Jerry Colangelo Classic in Phoenix.

BEATING THE BEST

- Under **Rick Barnes'** tutelage, Tennessee has defeated many of the most successful programs in college basketball history. The list includes 37 total victories over 12 (of only a possible 37) different NCAA champions: Arizona, Arkansas (6x), Cincinnati, Duke, Florida (9x), Kansas (2x), Kentucky (11x), Louisville, Maryland, North Carolina, NC State (2x) and Wisconsin.
- The Volunteers also own additional non-conference victories during Barnes' tenure over schools such as Colorado, Georgia Tech, Gonzaga, Illinois, Iowa, Memphis, Purdue, Wake Forest, Washington, West Virginia and VCU.
- In his 37 years as a head coach, Barnes owns 177 total wins over 28 (of the 37) programs with a national title. Of the other nine, six he has never faced.

POLL PRESENCE

- Tennessee has played 189 games as a ranked team in the AP Poll under **Rick Barnes**, posting a stellar 141-48 (.746) record. Over 65.0 percent of the Volunteers' games since Barnes arrived in 2015-16 have come with the team ranked in the AP Poll.
- Furthermore, UT owns a 120-43 (.736) record while ranked in the AP top 20 during Barnes' tenure, an 89-30 (.748) mark while in the top 15, a 69-21 (.767) ledger while in the top 10, a 30-9 (.769) tally while in the top five, a 17-2 (.895) record while in the top three and a 7-1 (.875) mark while at No. 1.
- The Vols are 24-20 (.545) in top-25 matchups under Barnes, including 18-13 (.581) with both teams in the top 20, 10-7 (.588) with both in the top 15 and 7-5 (.583) with both in the top 10.

TOP-TIER TRIUMPHS

- Tennessee is 19-20 (.487) against top-15 teams during Rick Barnes' tenure, including 13-12 (.520) versus top-10 foes, 9-7 (.562) against top-five opponents and 4-4 (.500) versus top-three teams.
- The Volunteers are particularly dominant at home against elite competition under Barnes, posting a 10-4 (.714) record at Food City Center when facing top-15 teams, including a 7-2 (.778) mark with six straight wins against top-10 foes. In addition, the program is a perfect 5-0 versus top-five teams in Knoxville, Tenn., with Barnes at the helm.
- A full list of Tennessee's top-five victories under Barnes, at all locations, can be found below:

DATE	OPPONENT	SITE	RESULT
Jan. 24, 2017	#4 Kentucky	Knoxville	W, 82-80
Dec. 9, 2018	#1 Gonzaga	Phoenix	W, 76-73
March 2, 2019	#4 Kentucky	Knoxville	W, 71-52
March 16, 2019	#4 Kentucky	Nashville	W, 82-78
Feb. 15, 2022	#4 Kentucky	Knoxville	W, 76-63
Feb. 26, 2022	#3 Auburn	Knoxville	W, 67-62
March 12, 2022	#5 Kentucky	Tampa	W, 69-62
Nov. 25, 2022	#3 Kansas	Bahamas	W, 64-50
Feb. 15, 2023	#1 Alabama	Knoxville	W, 68-59

- Tennessee also has two exhibition wins over top-five foes. Prior to the 2022-23 season, it defeated #2 Gonzaga, 99-80, on 10/28/22 in the Legends of Basketball Classic in Frisco, Texas. In advance of this season, it knocked off #4 Michigan State, 89-88, on 10/29/23 in East Lansing, Mich.

VOLS AD WHITE HAS HOOPS DNA

- Tennessee Vice Chancellor/Director of Athletics **Dr. Danny White** played college basketball at both Towson (1998-2000) and Notre Dame (2000-02). The Fighting Irish reached the second round of the NCAA Tournament both of his years there.
- Danny's father, **Kevin White**, was a legendary athletic director, leading six departments, including five at the DI level and three in a Power Five conference, over a 38-year career. Duke won two national titles in men's basketball (2010, 2015) during his 13-year tenure there, which ended with his retirement in 2021. Notre Dame also won a title in women's basketball (2001) during his first season there, which was Danny's first year as a student at the school.
- Danny's younger brother, **Brian White**, is the athletic director at Florida Atlantic. In his fifth year there, 2022-23, the Owls reached the Final Four in men's basketball for the first time and defeated Tennessee, 62-55, in the Sweet 16.
- Danny's older brother, **Mike White**, was a four-year starter at Ole Miss from 1995-99 began a college coaching career one year after graduating. White is now in his 12th year as a DI head coach, including his ninth in the SEC and second at Georgia. He served as the head coach at Florida from 2015-22 and made four NCAA Tournament trips, including reaching the 2017 Elite. White was also the head coach at Louisiana Tech from 2011-15, posting a 101-40 record.

LEGENDARY LEADERS

- **Rick Barnes** is one of six active UT head coaches who have guided their program to a No. 1 national ranking.
- Five of those coaches, including Barnes, led their team to a No. 1 ranking within the last six years.

COACH	POLL YEARS
Rick Barnes, Men's Basketball	AP Coaches 2019
Josh Heupel, Football	CFP 2022
Tony Vitello, Baseball	six polls 2022
Brennan Webb, Men's Golf	Golfweek 2018
Karen Weekly, Softball	NFCA 2014, 2007
Chris Woodruff, Men's Tennis	ITA 2022

"EVERYTHING SCHOOL"

- During the 2022-23 academic year, the Tennessee athletics department won its second straight SEC All-Sports Trophy. The Volunteers claimed both the men's and women's titles, becoming just the second team in the conference ever to do so.
- UT earned the trophy in both of **Danny White's** full years as the AD after never previously winning it.
- The Vols finished an all-time best sixth nationally in the 2022-23 LEARFIELD Directors' Cup. It then posted its best fall ever in 2023-24, placing fifth.
- In 2023-24, 12 UT teams either finished their season in their sport's national top 25 polls or are currently in the top 25. All but one are/were in the top 20, with four in the top 10. The full list is below:
 - ★ Men's Basketball | No. 6/6
 - ★ Women's Cross Country | No. 6 (final)
 - ★ Men's Tennis | No. 6
 - ★ Men's Golf | No. 6/7
 - ★ Women's Volleyball | No. 9 (final)
 - ★ Baseball | No. 9 (DIB)
 - ★ Men's Swimming & Diving | No. 14
 - ★ Football | No. 17/17 (final)
 - ★ Women's Indoor Track & Field | No. 15
 - ★ Women's Swimming & Diving | No. 18
 - ★ Women's Tennis | No. 19
 - ★ Men's Indoor Track & Field | No. 23

VOLS, LADY VOLS IN 1K CLUB

- Tennessee is one of only 10 DI schools with 1,000 wins in both men's and women's basketball. It joins Baylor, Connecticut, Georgia, Maryland, Notre Dame, Ohio State, Stanford, Texas and Western Kentucky.
- Tennessee and Georgia are the only two SEC schools with quadruple-digit victories in both sports.

TEAM STAT RANKINGS (THROUGH 2/7/24)

Category Stat	SEC	NCAA	SEC*
Scoring Offense 80.0	5	50	83.11 3
Scoring Defense 67.2	3	62	71.33 4
Scoring Margin 12.5	3	21	11.78 2
FG Pct. 45.3	7	149	47.8 2
FG Pct. Defense 38.3	2	5	39.9 2
Effective FG Pct. 52.4	4	124	- -
3P Pct. 34.5	6	147	35.5 6
3P Pct. Defense 30.6	3	46	32.7 7
3PM Per Game 8.7	3	63	9.00 3
3PA Per Game 25.3	2	53	- -
Free Throw Pct. 75.0	4	53	71.5 10
FTM Per Game 15.5	8	74	- -
FTA Per Game 20.7	10	112	- -
Rebounds Per Game 39.05	6	51	38.78 4
Rebound Margin 4.1	7	72	3.22 5
Off. Rebs Per Game 11.77	6	90	12.11 4
Def. Rebs Per Game 27.27	3	54	26.67 4
Assists Per Game 17.3	3	18	18.00 1
Assist/Turnover Ratio 1.69	3	12	1.86 1
TOs Per Game 10.3	4	48	- -
TOs Forced Per Game 13.14	3	93	- -
Turnover Margin 2.9	3	43	2.89 2
Blocks Per Game 4.8	7	40	4.56 6
Steals Per Game 8.1	3	53	8.78 1
Fouls Per Game 17.1	8	201	- -
Bench PPG 20.00	10	178	- -
Fast-Break PPG 11.36	7	115	- -
Winning Pct. .773	4	31	.778 4

Bold indicates top-35 national ranking * SEC games only

UT ON SEC LEADERBOARDS (THROUGH 2/8/24)

- PPG: 2. Dalton Knecht (20.23)
- RPG: 6. Jonas Aidoo (7.41), 13. Josiah-Jordan James (6.45)
- ORPG: 6. Jonas Aidoo (2.59), 9. Tobe Awaka (2.38)
- DRPG: 5. Josiah-Jordan James (5.00), 6. Jonas Aidoo (4.82)
- FG% (min. 5 FGM/gm): 9. Dalton Knecht (48.1)
- 3PM/gm: 11. Dalton Knecht (2.05)
- APG: 1. Zakai Zeigler (5.55)
- A/T Ratio: 6. Zakai Zeigler (2.44)
- SPG: 5. Zakai Zeigler (1.86)
- BPG: 3. Jonas Aidoo (1.91)

SEC SINGLE-GAME LEADERS (THROUGH 2/8/24)

POINTS

1. Wade Taylor IV: 41 at Arkansas on 1/16/24 (13-32 FGs)
2. Dalton Knecht: 39 vs. Florida, 1/16/24 (13-23 FGs)
3. Dalton Knecht: 37 at North Carolina, 11/29/23 (13-17 FGs)
- T-4. Tamar Bates: 36 vs. Florida, 1/20/24 (13-21 FGs)
- T-4. Dalton Knecht: 36 at Georgia, 1/13/24 (12-20 FGs)

MADE FIELD GOALS

1. Rob Dillingham: 14 vs. Tennessee, 2/3/24 (20 FGAs)
- T-2. Tamar Bates: 13 vs. Florida, 1/20/24 (21 FGAs)
- T-2. Dalton Knecht: 13 at Vanderbilt, 1/27/24 (21 FGAs)
- T-2. Dalton Knecht: 13 vs. Florida, 1/16/24 (23 FGAs)
- T-2. Dalton Knecht: 13 at North Carolina, 11/29/23 (17 FGAs)
- T-2. R.J. Melendez: 13 at Florida (OT), 1/27/24 (19 FGAs)
- T-2. Tramon Mark: 13 vs. North Carolina (N), 11/24/23 (17 FGAs)
- T-2. Mark Sears: 13 vs. Purdue (N), 12/9/23 (25 FGAs)
- T-2. Wade Taylor IV: 13 at Arkansas, 1/16/24 (32 FGAs)

ASSISTS

1. Zakai Zeigler: 13 at Kentucky, 2/3/24
- T-2. Jaylen Murray: 11 vs. Mississippi State, 1/30/24
- T-2. Reed Sheppard: 11 at Louisville, 12/21/23
- T-3. D.J. Wagner: 10 vs. Georgia, 1/20/24
- T-3. Zakai Zeigler: 10 vs. Ole Miss, 1/16/24

BLOCKS

1. Jamarion Sharp: 9 vs. Florida, 1/10/24
2. Ugonna Onyenso: 8 vs. Florida, 1/31/24
- T-3. Chandler Lawson: 6 vs. Duke, 11/29/23
- T-3. Jamarion Sharp: 6 vs. Troy, 12/19/23
- T-5. Jonas Aidoo: 5 at Georgia, 1/13/24
- T-5. Tobe Awaka: 5 vs. Tarleton State, 12/21/23
- T-5. 11 others tied with 5 each

322 WEEKS IN THE TOP 25

- In 37 years as a head coach, **Rick Barnes** has guided his teams to a total of 322 weeks in the AP Top 25 Poll, including 148 in the top 10.

SCHOOL	TOP 25	TOP 10	TOP 5	TOP 2	HIGH
George Mason	0	0	0	0	NR
Providence	2	0	0	0	20
Clemson	34	14	6	1	2
Texas	180	84	40	14	1
Tennessee	106	50	22	5	1
TOTAL	322	148	68	20	

SCHOOL-BY-SCHOOL SUCCESS

- Providence, in a 23-season stretch from 1978-2001, earned a spot in the AP rankings just six times, a third of which came during Barnes' six-year stint.
- Clemson has earned a single-digit ranking in the AP Poll 11 times, all in Barnes' tenure. The Tigers did so nine times in 1996-97 (top-five four times, high of second) and twice in 1997-98 (both fifth).
- Texas had just one AP top-five ranking ever (1/25/82) prior to the hiring of Barnes, who guided it to 40 such marks in six different years. The Longhorns had 25 top-10 marks, all in 1978-79 and 1981-82, before Barnes led them to 84 over 10 campaigns.
- Tennessee earned 74 AP top-25 rankings and 28 AP top-10 nods in the 14 seasons before the arrival of Barnes, who has posted 106 and 50, respectively, at UT. The Vols' 22 top-five rankings under Barnes eclipse their full total (17) prior to his tenure.

POLL VOLTS

- Tennessee has appeared in every AP Poll since the 2021-22 preseason rankings, a total of 52 releases in a row, surpassing the prior program record of 37 from March 1999 to Feb. 2001. The Volunteers have been in the top 10 in 25 of those 52 releases, including the top five on seven occasions.
- UT's 52-week streak is the third longest in the country, behind only Houston (78) and Kansas (57). The only other team at even 35-plus is Arizona (50).
- Dating back to the 2020-21 preseason poll, UT has made 66 of 69 releases (not the final three of 2020-21), with 30 top-10 spots and seven in the top five.
- UT has peaked at fifth this year, ascended to second nationally last season, ended 2021-22 at a season-best fifth and placed as high as sixth in 2020-21.
- The Vols, who reached No. 1 in 2018-19, have been in the AP top six in five of the past six years, including each of the last four, after hitting that mark six times in program history before **Rick Barnes'** tenure.
- UT has been in the AP top five in four of the last six seasons, including each of the past three. It achieved that feat five times before Barnes' arrival (2007-08, 2000-01, 1999-2000, 1967-68 and 1958-59).
- The Vols earned three straight AP top-five rankings in Jan. 2024, the third streak of three-plus weeks in program history (11 in 2018-19, six in 2007-08).

QUALITY COMPANY

- Tennessee, Arizona, Kansas and Purdue are the only four teams to earn an AP top-five ranking in each of the past three seasons (2021-24).
- In addition, Tennessee, Baylor, Houston and Kansas are the only four schools ranked in the AP top six each of the past four years (2020-24).
- UT is one of only six teams to reach the AP top six in four of the last six seasons (2018-24), joining Baylor, Duke, Gonzaga, Kansas (all six) and Kentucky. Those are six of the only 10 schools in the AP top five in at least four of the past six years, alongside Michigan, Michigan State, North Carolina and Virginia.
- The Vols are one of only 12 teams to earn an AP top-two ranking in at least two of the past six seasons. The others are Arizona, Baylor (three), Connecticut, Duke (four), Gonzaga (five), Kansas (four), Kentucky, Michigan, Purdue, UCLA and Virginia.

HALL CALL

- Rick Barnes** was announced Dec. 21, 2023, as a first-time nominee for the Naismith Memorial Basketball Hall of Fame. He was among 17 first-time picks on the 2024 North American ballot, alongside names such as **Vince Carter**, **Mike Gminski**, **Bill Laimbeer** and the 2008 U.S. Olympic Reedem Team.
- Nominees from other groups included individuals such as **Seimone Augustus** (women's player), **Mike Fratello** (contributor), **Andrei Kirilenko** (international player) and **Jerry West** (contributor).
- Barnes is one of three active college coaches currently on the ballot. The other two are Memphis' **Penny Hardaway** (nominated as a player) and Miami's **Jim Larrañaga** (first nominated last year).

NUMBER 200

- With recent home wins over Norfolk State (1/2/24), Tarleton State (12/21/23), Georgia Southern (12/12/23), George Mason (12/5/23), #10 Texas (1/28/23), **Rick Barnes** has now beat 200 current DI schools as a head coach. He served as the head coach at two of the five most recent additions.

HAPPY AT HOME

- Over the last four seasons, since 2020-21, the Volunteers are 54-6 (.900) on their home court.
- In nine seasons under head coach **Rick Barnes**, the Vols are 119-23 (.838) at Food City Center. Twice during the Barnes era, UT has gone undefeated at home: 18-0 in 2018-19 and 16-0 in 2021-22.
- Fifth-year guard **Josiah-Jordan James** owns a 65-12 (.844) mark at Food City Center during his career. Half of those home setbacks (six) came during his freshman year in 2019-20.
- Fellow fifth-year guard **Santiago Vescovi** is 59-10 (.856) at home since his first appearance on 1/4/20, following his midyear enrollment. Four of his 10 losses came during his freshman season in 2019-20.

4x1,000

- Tennessee, Arkansas, Auburn, Creighton, Gonzaga, James Madison (five), Memphis, Missouri, Nebraska, New Mexico, St. Bonaventure, St. John's (six), Texas, TCU (five) and Villanova (five) are the only 15 DI schools with four-plus 1,000-point scorers. Only four teams joined that list before the Volunteers.
- Santiago Vescovi** (1,488), the lone Volunteer to enter 2023-24 in quadruple figures and one of 23 1,400-point scorers in UT history, hit that figure on 12/17/22 at Arizona in his 90th contest.
- Dalton Knecht** (1,404) reached the 1K mark on 11/10/23 at Wisconsin in his 69th career outing and his second as a Volunteer. He scored 959 points in 67 games over two seasons at North Colorado.
- Josiah-Jordan James** (1,170) reached the milestone on 11/14/23 versus Wofford in his 111th appearance and is now one of 48 Vols with 1,100-plus points.
- Jordan Gainey** (1,098) entered quadruple digits on 11/29/23 at North Carolina in his 71st collegiate outing and his seventh at Tennessee. He scored 929 points across 64 games in two years at USC Upstate.
- That group owns a combined 5,160 Division I points.

SHARPSHOOTERS

- Guards **Jordan Gainey**, **Josiah-Jordan James**, **Dalton Knecht**, **Santiago Vescovi** and **Zakai Zeigler** each own over 130 made 3-pointers in their DI careers. All five hit 40-plus last year—Gainey, Knecht and Vescovi each had 70-plus—and have 25-plus this season.
- That quintet now possesses a combined career 3-point mark of 36.2 percent (973-of-2,687).
- Gainey, Knecht and Vescovi all own at least 170 made 3-pointers on over 37.5 percent shooting as DI collegians. Their combined career 3-point clip is 38.0 percent (658-of-1,732).

DOMINANT "D" A UT TRADEMARK

- The Volunteers, through 2/7/24, rank fifth in the country in KenPom adjusted defensive efficiency with a 92.1 mark, good for the SEC's lone top-15 spot.
- Last year, Tennessee led the nation in that category with an 87.5 mark. It placed first for 15 total weeks.
- Four times in the last six seasons, the Vols have finished top-10 in that statistic: first in 2022-23, third in 2021-22, fourth in 2020-21 and sixth in 2017-18.
- In 2022-23, UT finished first in KenPom adjusted defensive efficiency (87.5), 3-point defense (26.5), third in scoring defense (57.9 ppg) and third in field-goal percentage defense (37.3).
- Tennessee, as of 2/8/24, has won 30 games in a row when holding its opponent under 60 points. The Volunteers went 22-0 in such contests last season.
- Twelve times during the 2022-23 season, Tennessee's foe failed to score greater than 50 points, matching Houston for the most such instances of any team in the country. The Volunteers, as of 2/8/24, have won 45 games in a row when conceding 50 or fewer points, dating back to 12/29/12.
- Associate head coach **Justin Gainey** is in his second season as UT's defensive coordinator in 2023-24.

RARE AIR

- Santiago Vescovi**, in his 127th appearance, became just the fourth SEC player in the last 20 seasons to tally at least 1,400 points, 500 rebounds and 400 assists. The others are Georgia's **Sundiata Gaines** (2004-08), Mississippi State's **Jamont Gordon** (2005-08) and Georgia's **Charles Mann** (2012-16).
- The only other Volunteer ever to hit each of those thresholds is **Allan Houston** (1989-93).

WEEKLY WINNER

- Dalton Knecht** won three SEC Player of the Week honors this season (11/13, 1/16 and 1/23) before anyone else even claimed two. He became the first three-time honoree in a season since Auburn's **Walker Kessler** in 2021-22. **Grant Williams** (2018-19), **Chris Lofton** (2006-07 & 2005-06) and **Dyron Nix** (1988-89) are the other Vols with three in a season.
- Knecht became the first back-to-back winner since Kentucky's **Immanuel Quickley** on 2/24/20 and 3/2/20. The other Vols to win back-to-back are **Admiral Schofield** (2018-19), **Ron Slay** (2002-03) and **Dyron Nix** (1988-89).

TRACKING TENNESSEE

	AP	Coaches	NET	KPom
Pre	9	10	n/a	8
11/13	7	8	n/a	6
11/20	7	8	n/a	9
11/27	10	11	n/a	9
12/4	17	13	17	11
12/11	12	10	10	9
12/18	8	7	8	7
12/25	6	7 (12/26)	7	6
1/1	5	5 (1/2)	7	7
1/8	5	5	5	4
1/15	6	7	6	8
1/22	5	5	4	4
1/29	5	5	3	4
2/5	6	6	6	6
2/12	-	-	-	-
2/19	-	-	-	-
2/26	-	-	-	-
3/5	-	-	-	-
3/12	-	-	-	-

Ratings Tracker (as of Feb. 8, 2024)
 BartTorvik.com: 5 EvanMiya.com: 4
 ESPN.com BPI: 7 Haslametrics.com: 6

Tennessee's Quad 1 Record: 4-4
 Quad 1 Wins: #6 Alabama, #13 Illinois, at #15 Wisconsin, at #23 Kentucky
 Tennessee's Quad 2 Record: 5-1
 Tennessee's Quad 3 Record: 2-0
 Tennessee's Quad 4 Record: 5-0

IN-STATE SUCCESS

- Tennessee has won 13 of its last 14 games against in-state opponents and is 30-6 (.833) overall against fellow Volunteer State foes under **Rick Barnes**.
- Those 30 wins have come against Vanderbilt (14x), Tennessee Tech (6x), ETSU (3x), Lipscomb (2x), Austin Peay, Chattanooga, Memphis, Tennessee State and UT Martin.

BEATING THE BLUEGRASS BLUE BLOOD

- From 1993-2015—a 22-season stretch that spanned the tenures of seven Tennessee coaches—the Volunteers went 9-35 (.205) against Kentucky, including 7-28 (.200) versus ranked Wildcat squads and 2-21 (.087) with UK in the top 10.
- Since **Rick Barnes** in 2015-16, UT is 11-9 (.550) against Kentucky. No other team has even seven-plus wins over UK in that time, while just Auburn (six) and Kansas (six) have even five-plus. In that time, the Vols own a 10-5 (.667) ledger against ranked Wildcat teams, good for twice as many wins as any team in that time (Kansas has five).
- The Vols are 7-1 against Kentucky teams ranked in the top 10 under Barnes, including 6-1 when the Wildcats are in the top six and 5-1 when they are in the top five. UT is 6-0 in non-road games versus top-10 Kentucky teams in Barnes' tenure.
- UT has topped Kentucky at least once in eight of Barnes' nine seasons, including each of the first seven. It went 2-1 in 2021-22, 2018-19 and 2017-18. The Vols beat UK in Knoxville four years in a row, 2015-16 through 2018-19, and again in 2021-22.
- Under Barnes, UT is 7-2 against UK with both teams in the AP top 25 and 4-1 with both in the top 10.
- The Vols are 4-3 on the road in the last seven seasons (2017-18) after going 2-36 in the prior 38 years (1979-2017). **Santiago Vescovi** and **Josiah-Jordan James** both went 3-2 at Rupp Arena.
- UT's most recent win at Kentucky was a 103-92 decision on 2/3/24. The 103 points marked the Vols' co-second-most ever against the Wildcats, including their top total on the road, eclipsing the prior high of 90 on 1/10/76 (pre-Rupp Arena). It also marked the fourth time any visitor has ever scored triple digits at Rupp Arena, including the second time an SEC team has done so, joining Arkansas on 1/25/92 (105). The Vols had last scored triple digits in an SEC road game on 2/16/93, notching 101 at Arkansas.
- Under Barnes, UT is 5-3 at home against Kentucky, 4-5 on the road and 2-1 in the SEC Tournament.

INAM: "IT'S NOT ABOUT ME"

- The Volunteers have posted 20-plus assists nine times this season, including in eight of the past 14 contests. They have 25-plus twice this season, with a high of 27 against George Mason (12/5/23).
- Tennessee has a 61.7 percent assist rate that ranks No. 13 nationally, per KenPom, through 2/7/24.
- Last season, Tennessee placed second nationally, per KenPom, with a 66.2 percent assist rate. It also logged a 64.9 percent mark in SEC play.

SHOOTING TO SUCCEED

- Over the last three seasons (2021-24), Tennessee is 30-4 (.882) when hitting double-digit 3-pointers in a game, including 21-1 (.955) at home.
- During **Rick Barnes'** first six seasons on Rocky Top, 2015-16 to 2020-21, Tennessee was a strong 20-12 (.625) in such games, including 12-3 (.800) at home, but the last three years have been even better.

OVER 96 PERCENT

- Tennessee owns an 86-3 (.966) record under **Rick Barnes** when leading by double digits at halftime.

SECOND TIME'S A CHARM

- Over the last five years (2018-23), **Rick Barnes** guided UT to a 20-7 (.741) record in regular season rematches.

DOMINANT DECISIONS

- Since the start of last season, Tennessee has 19 wins by 20-plus points. Twelve of them, a single-season program record, came in 2022-23.
- Eight of UT's SEC wins over the last two years been by at least 20, including five of 11 in 2022-23.
- Last season, the Volunteers won nine games by 30-plus, six by at least 35 and four by at least 40.

MASTERFUL MONTH

- Tennessee went 5-0 in December. It marked the third undefeated December showing for the Vols in the last 16 seasons (2008-present), alongside 2018 and 2020, both of which were also under **Rick Barnes**.

HOLDING SERVE

- Tennessee went undefeated on its home court in non-conference play (7-0) for the fourth consecutive season. It has won 28 such games in a row, dating back to the 2020-21 season opener (12/8/20).
- During that streak, UT owns wins over programs such as Arizona, Cincinnati, Colorado, Illinois, Kansas and Texas.

SECOND STRAIGHT SUPERB START

- Tennessee opened 5-1 in SEC play, its second year in a row reaching that mark. Per Elias Sports Bureau, it marked the sixth time the Volunteers ever achieved that feat, including the first since 1975-76 (10-1) and 1976-77 (10-0). The other instances were 1966-68, 1947-49, 1944-46 and 1941-43.

ONLY A DOZEN

- Tennessee conceded just 12 first-half points against Tennessee Tech in the season opener on 11/6/23, the fewest it has allowed in any frame to a DI opponent this century (since the 2000-01 season).

TENACIOUS VS. THE TEXANS

- In the final game of 2023, Tennessee held Tarleton State (11/21/23) to 30.0 percent field-goal shooting (18-of-60) and 9.1 percent (2-of-22) from deep. It marked the third time in the last 14 seasons the Volunteers limited a foe to 30 or below overall and 10 percent or less on 3-pointers.

MASSIVE MARGIN

- Tennessee posted 23 assists and conceded just one in the victory over Norfolk State (1/2/24). It became the first team to hold a DI opponent without multiple assists and record a margin of at least plus-20 since Gonzaga did so on 2/9/19 against Saint Mary's.

RAN PAST THE REBELS

- Tennessee opened SEC play with a 90-64 victory over #22/19 Ole Miss (1/6/24) to give the the Rebels, previously 13-0 and one of two remaining undefeated DI teams, their first loss of the season.
- The 26-point win was the Volunteers' largest over a ranked foe since topping #25/RV Kentucky by 30, 85-58, on 2/16/13. It was also, at that point, the second-largest win by any team over a ranked opponent in 2023-24.

SERIOUS SCORING STREAK

- With an 85-79 victory at Georgia (1/13/24), a 85-66 win over Florida (1/16/24) and a 91-71 triumph over Alabama (1/20/24), Tennessee reached 85 points in three straight games, all in SEC play, for the first time in nearly 46 years, since Feb. 4/6/11, 1978.
- The stretch gave UT 85-plus points five times in a six-game span for the first time over 17 years, as it last happened from Dec. 16, 2006-Jan. 7, 2007.
- The Volunteers have recorded a pair of three-game 85-point scoring streaks this season. They have only done that twice, in 2007-08 and 1990-91, over the last 47 seasons (1977-2024).

GAME-BY-GAME STARTERS

OPP.	LINEUP (PG-SG-SF-PF-C)
Tenn. Tech	Mashack-Vescovi-Knecht-James-Aidoo
at Wisconsin	Mashack-Vescovi-Knecht-James-Aidoo
Wofford	Mashack-Vescovi-Knecht-James-Aidoo
vs. Syracuse	Mashack-Vescovi-Knecht-James-Aidoo
vs. Purdue	Mashack-Vescovi-Knecht-James-Aidoo
vs. Kansas	Mashack-Vescovi-Knecht-James-Aidoo
at N. Carolina	Zeigler-Vescovi-Knecht-James-Aidoo
George Mason	Zeigler-Vescovi-Knecht-James-Aidoo
Illinois	Zeigler-Vescovi-Knecht-James-Aidoo
Ga. Southern	Zeigler-Vescovi-Knecht-James-Aidoo
vs. NC State	Zeigler-Vescovi-Knecht-James-Aidoo
Tarleton State	Zeigler-Vescovi-Knecht-James-Aidoo
Norfolk State	Zeigler-Vescovi-Knecht-James-Aidoo
Ole Miss	Zeigler-Vescovi-Knecht-James-Aidoo
at Miss. State	Zeigler-Vescovi-Knecht-James-Aidoo
at Georgia	Zeigler-Vescovi-Knecht-James-Aidoo
Florida	Zeigler-Vescovi-Knecht-James-Aidoo
Alabama	Zeigler-Vescovi-Knecht-James-Aidoo
at Vanderbilt	Zeigler-Vescovi-Knecht-James-Aidoo
S. Carolina	Zeigler-Vescovi-Knecht-James-Aidoo
at Kentucky	Zeigler-Vescovi-Knecht-James-Aidoo
LSU	Zeigler-Vescovi-Knecht-James-Aidoo
at Texas A&M	
at Arkansas	
Vanderbilt	
at Missouri	
Texas A&M	
Auburn	
at Alabama	
at S. Carolina	
Kentucky	
vs. TBD	

RECORD BY LINEUP

REC.	LAST	(PG-SG-SF-PF-C)
4-2	11/22/23	Mashack-Vescovi-Knecht-James-Aidoo
13-3	2/7/24	Zeigler-Vescovi-Knecht-James-Aidoo

GAMES STARTED

	Streak	23-24	Career	SEC
Jonas Aidoo	22	22	31	16
Tobe Awaka	-	-	-	-
Cameron Carr	-	-	-	-
Freddie Dilione V	-	-	-	-
J.P. Estrella	-	-	-	-
Jordan Gainey	-	-	58	-
Josiah-Jordan James	28	22	109	57
D.J. Jefferson	-	-	-	-
Dalton Knecht	54	22	65	9
Jahmai Mashack	-	6	19	6
Cade Phillips	-	-	-	-
Santiago Vescovi	40	22	132	75
Zakai Zeigler	16	16	32	22

PLUS/MINUS TRACKER

	GP	Season	High
James	22	+245	+31 vs. TN Tech (11/6)
Vescovi	22	+234	+28 vs. TN Tech (11/6)
Zeigler	22	+212	+26 vs. LSU (2/7)
Knecht	22	+191	+27 vs. Norfolk St. (1/2)
Aidoo	22	+186	+31 vs. LSU (2/7)
Gainey	22	+91	+20 vs. TN Tech (11/6)
Awaka	21	+86	+21 vs. Norfolk St. (1/2)
Mashack	22	+83	+27 vs. Ole Miss (1/6)
Estrella	17	+35	+20 vs. Norfolk St. (1/2)
Dilione V	11	+22	+12 vs. TN Tech (11/6)
Phillips	10	+21	+9 vs. TN Tech (11/6)
Carr	9	+2	+8 vs. TN Tech (11/6)
Jefferson	1	+1	+1 vs. TN Tech (11/6)

ROCKY TOP 2023-24 HONORS WATCH

Josiah-Jordan James

- Preseason Second Team All-SEC (Coaches)

Dalton Knecht

- The Athletic Midseason Second Team All-American
- Wooden Award Late Season Top 20 Watch List & Midseason Top 25 Watch List
- Lute Olson Award Midseason Watch List
- BHOF Julius Erving SF of the Year Midseason Top 10 List & Preseason Watch List
- 3x SEC Player of the Week (11/13/23, 1/15/24 & 1/22/24)
- 2x USBWA Oscar Robertson National Player of the Week (1/16/24 & 1/23/24)
- Associated Press National Player of the Week (1/22/24)
- Naismith Trophy National Player of the Week (1/22/24)
- FOX Sports Guard of the Week (1/16/24)
- Allstate Maui Invitational All-Tournament Team

Santiago Vescovi

- Blue Ribbon Yearbook Preseason Fourth Team All-American
- Preseason First Team All-SEC (Coaches, Media)
- Jersey Mike's Naismith Trophy Preseason Watch List
- Wooden Award Preseason Top 50 Watch List
- BHOF Jerry West SG of the Year Preseason Watch List

Zakai Zeigler

- BHOF Bob Cousy PG of the Year Midseason Top 10 Watch List & Preseason Watch List
- Naismith Defensive Player of the Year Watch List (*one of 15 selections*)
- Preseason First Team All-SEC (Coaches)
- Preseason Second Team All-SEC (Media)

DK'S DOUBLE-DIGIT HALVES

Dalton Knecht has scored 10-plus points in a half 23 times in 22 outings, doing so twice in a game seven times. He has notched 15-plus in 11 halves, including 20-plus in five.

Pts.	Half	Opponent	Date
14	1H	Tennessee Tech	Nov. 6, 2023
14	1H	at Wisconsin	Nov. 10, 2023
10	2H	at Wisconsin	Nov. 10, 2023
14	2H	Wofford	Nov. 14, 2023
15	1H	vs. Syracuse	Nov. 20, 2023
13	1H	vs. #2 Purdue	Nov. 21, 2023
10	1H	vs. #1 Kansas	Nov. 22, 2023
15	1H	at #17/16 North Carolina	Nov. 29, 2023
22	2H	at #17/16 North Carolina	Nov. 29, 2023
13	2H	#20/18 Illinois	Dec. 9, 2023
13	1H	Norfolk State	Jan. 2, 2024
26 [^]	2H	at Mississippi State	Jan. 10, 2024
16 [*]	1H	at Georgia	Jan. 13, 2024
20 [*]	2H	at Georgia	Jan. 13, 2024
22 ^{**}	1H	Florida	Jan. 16, 2024
17 [^]	2H	Florida	Jan. 16, 2024
17 [*]	1H	Alabama	Jan. 20, 2024
11	1H	at Vanderbilt	Jan. 27, 2024
21	2H	at Vanderbilt	Jan. 27, 2024
13	1H	South Carolina	Jan. 30, 2024
18 ⁺	2H	South Carolina	Jan. 30, 2024
14	1H	LSU	Feb. 7, 2024
13	2H	LSU	Feb. 7, 2024

[^] = six-half stretch (120 minutes) during which he scored 118 points
^{*} = scored 20 points on 9-of-9 shooting in a sub-seven-minute span
⁺ = scored 13 points on 5-of-5 shooting in a sub-three-minute span

TOP 22-GAME POINT TOTALS SINCE 07-08

Below is a list of the most points by a Vol through the his 22 games of a season in the last 17 years (2007-24).

Rk.	Points	Name	PPG	Season
1	509	Kevin Punter Jr.	23.14	2015-16
2	445	Dalton Knecht	20.23	2023-24
3	442	Grant Williams	20.09	2018-19
4	419	Jordan McRae	19.05	2013-14
5	380	Tyler Smith	17.27	2008-09



TENNESSEE
35+ PT GAMES

TENNESSEE
30+ PT GAMES

3+ IN CAREER

- Dale Ellis (3)
- Ernie Grunfeld (8)
- Allan Houston (6)
- Bernard King (11)
- Dalton Knecht (3)**
- Tony White (4)

BACK-TO-BACK

- Ernie Grunfeld
- Allan Houston (2x)
- Bernard King (2x)
- Dalton Knecht**
- Ron Widby

3+ IN SEASON

- Ernie Grunfeld (1975-76)
- Bernard King (3x)
- Dalton Knecht (2023-24)**
- Tony White (1986-87)

2+ ON THE ROAD

- Ernie Grunfeld
- Allan Houston
- Bernard King (4)
- Dalton Knecht**
- Grant Williams

CAREER LEADERBOARD

- Bernard King (26 in 76 GP)
- Allan Houston (23 in 128 GP)
- Tony White (16 in 127 GP)
- Ernie Grunfeld (12 in 101 GP)
- T-5. Dale Ellis (9 in 118 GP)
- T-5. Chris Lofton (9 in 128 GP)
- T-7. Dyron Nix (8 in 113 GP)
- Reggie Johnson (6 in 115 GP)
- T-9. Dalton Knecht (5 in 22 GP)
- T-9. Ed Weiner (5 in 73 GP)
- T-9. Carl Widseth (5 in 88 GP)
- T-9. Grant Williams (5 in 104 GP)
- T-13. Jordan McRae (4 in 114 GP)
- T-13. Ron Widby (4 in 79 GP)

SINGLE-SEASON LEADERBOARD

- Bernard King (10 in 1974-75)
- T-2. Bernard King (9 in 1976-77)
- T-2. Tony White (9 in 1986-87)
- Allan Houston (8 in 1988-89)
- T-5. Dale Ellis (7 in 1982-83)
- T-5. Ernie Grunfeld (7 in 1975-76)
- T-5. Bernard King (7 in 1975-76)
- T-8. Allan Houston (6 in 1990-91)
- T-8. Chris Lofton (6 in 2006-07)
- T-10. Dalton Knecht (5 in 2023-24)
- T-10. Allan Houston (5 in 1991-92)
- T-10. Tony White (5 in 1985-86)
- T-13. Allan Houston (4 in 1992-93)
- T-13. Dyron Nix (4 in 1988-89)
- T-13. Dyron Nix (4 in 1987-88)
- T-13. Ron Widby (4 in 1966-67)

Dalton Knecht is **THE FIRST VOLUNTEER EVER** to score 30-plus four times in a five-game span.



Dalton Knecht is the first Rick Barnes-coached player with 35 points thrice in a season since Kevin Durant. Knecht's 103 points from Jan. 10-16 outings match the highest mark of Durant's college career.



Dalton Knecht is the first SEC player with back-to-back 35-point games since LSU's Shaquille O'Neal on Feb. 17/20, 1991.

PER JARED BERSON

Dalton Knecht (191) became the eighth Power Six player, including the first in the SEC, over the last 20 seasons (2004-24) to record 190 points in six-game span, joining...

- **Markus Howard**
Marquette (2019-20 & 2018-19)
- **Trae Young**
Oklahoma (2017-18)
- **T.J. Warren**
NC State (2013-14)
- **Marshon Brooks**
Providence (2010-11)
- **Michael Beasley**
Kansas State (2007-08)
- **J.J. Redick**
Duke (2005-06)



Dalton Knecht made 67 field goals. The only other Power Six players to make that many in a six-game stretch in the last decade (2014-24) were both consensus national player of the year honorees.

- **Luka Garza**
Iowa (Nov. 27-Dec. 19, 2020)
- **Zion Williamson**
Duke (March 14-29, 2019)

Dalton Knecht scored 25-plus points in six straight games. The last to do so...

in **Division I**: Antoine Davis, Detroit Mercy (9x from Feb. 2-28, 2023)
in a **Power Six league**: Markus Howard, Marquette (7x from Jan. 4-24, 2020)
in the **SEC**: Devan Downey, South Carolina (8x from Jan. 9-Feb. 6, 2010)
at **Tennessee**: Tony White (6x from Dec. 27, 1986-Jan. 10, 1987)

DK DOMINANT AT THE DEAN DOME...

- **Dalton Knecht** posted one of the finest outings in Tennessee basketball history on 11/29/23 on the road at #17/16 North Carolina, finishing with 37 points, six rebounds, three assists, two blocks and one steal. He shot 13-of-17 from the field, 4-of-8 beyond the arc and 7-of-8 from the stripe.
- Knecht exited the game with 1:39 left after injuring his left ankle on a drive to the rim and was thus unable to attempt the two free throws he earned.
- Despite his early departure, Knecht tied La Salle's **Lionel Simmons** (1/9/88) for the most points ever by a visitor at the Dean E. Smith Center. Their shared 37-point mark trails only Kent State's **Doug Grayson** (41 on 12/6/67 at Carmichael Arena) on the all-time visitor scoring list versus the Tar Heels at any venue.
- The only other visitors ever to score 35-plus points versus North Carolina at the Dean E. Smith Center are Syracuse's **Cole Swider** (2/28/22), Florida State's **Xavier Rathan-Mayes** (1/24/15), Duke's **J.J. Redick** (2/7/06) and Maryland's **Len Bias** (2/20/86), all of whom did so in ACC play.
- The 37 points are the second-most against North Carolina, regardless of location, in the last 15 seasons (2009-24), behind just the 47 by Kentucky's **Malik Monk** (12/17/16 in Las Vegas), with only six others even reaching 35 during that 15-year span.
- Knecht is one of just 21 players ever to score 37-plus points against the Tar Heels, including one of only 10 to do so away from home.
- Knecht's 37 points are the co-second-most by a Volunteer in the last 21 seasons, trailing only the **Grant Williams** (43 on 1/23/19 at Vanderbilt) and matching another total by Williams (37 on 1/9/18 at Vanderbilt). **Kevin Punter Jr.** (36 on 1/23/16 versus South Carolina), is the only other Vol with a 35-point game in **Rick Barnes'** tenure. Knecht's is the only one in a non-conference game (first at UT in 21 seasons).
- Only 12 prior Vols—30 occurrences—have posted at least 37 points in a game: **Dale Ellis** (two), **Ernie Grunfeld** (four), **Allan Houston** (three), **Reggie Johnson**, **Bernard King** (nine), **Dyron Nix** (two), **Lum Reeder**, **Ron Slay**, **Tony White** (three), **Ron Widby**, **Carl Widseth** and **Grant Williams** (two). Only seven prior Vols—12 occurrences—hit that mark in a true road game and just eight prior Vols—12 occurrences—did so in a non-conference contest.
- Knecht joined **Grant Williams** (two aforementioned games at Vanderbilt) and **Ron Slay** (1/4/03 at New Mexico) as the only Tennessee players with at least 37 points in a contest in the last 33 seasons.
- Knecht tied for the second-most points in a non-conference true road game in program history, matching the marks set by **Allan Houston** (12/22/90 at Oregon State) and **Bernard King** (12/29/75 at Tulane), while trailing only **Tony White** (49 on 12/30/86 at Florida State).
- Prior to Knecht, the last Vol to make 13 field goals on fewer than 20 shots was **Jordan McRae** (13-of-18 on 2/19/13 at LSU). The only other Vol with 13 makes, regardless of attempts, in Barnes' tenure is **Kennedy Chandler** (13-of-20 on 12/4/21 at Colorado).
- Knecht became the first DI player this season to score 37 points against a Power Six team and the third to do so in a regulation game versus any foe.
- The last SEC player with 37-plus points in a non-conference outing was Vanderbilt's **Scotty Pippen Jr.** (38 on 3/4/21 at Cincinnati).
- Knecht's 37 points tied Kentucky's **Antonio Reeves** (3/4/23 at Arkansas) and Kentucky's **Oscar Tshiebo** (1/17/23 versus Georgia) for the most by an SEC player in a regulation game over the last three seasons (2021-24), while only Alabama's **Brandon Miller** (41 on 2/22/23 at South Carolina) had more in an overtime affair during that span.
- Knecht became the second DI player in the last 14 seasons with 37 points on 17 or fewer shots, six rebounds, three assists, two blocks and one steal, joining Eastern Kentucky's **Jarelle Reischel** (11/22/15 versus Longwood).

...SPECTACULAR AT STEGEMAN...

- Under seven weeks after his showing at North Carolina, **Dalton Knecht** dropped 36 points in the win at Georgia on 1/13/24. He scored 20 in the second half, including 10 in the final 5:39 to help the Volunteers rally from an 11-point deficit with under 6:15 left. Knecht shot 12-of-20 from the floor, 5-of-8 from deep and 7-of-9 at the line, while adding four rebounds, three assists, one steal and one block.
- For Knecht, the 20-point second half was his third time in 2023-24 hitting that mark after the intermission. He previously had 22 after the break at #17/16 North Carolina (11/29/23) and 26 in the second session at Mississippi State (1/10/14). The games against Mississippi State (28 total) and Georgia were back-to-back in a four-day span.
- Knecht's performance was the 43rd time a Vol had at least three-dozen points in a game, including the 13th on the road and the 10th in an SEC road game.
- Knecht's outing was just the sixth time in the last 33 seasons (1991-2024) a Volunteer reached 36 points in contest, including the second time he did so, with the other instances belonging to **Kevin Punter Jr.**, **Ron Slay** and **Grant Williams** (two).
- Despite playing only four road games at Tennessee, Knecht became the fifth player in program history with multiple 35-point performances on the road, joining UT legends **Ernie Grunfeld**, **Allan Houston**, **Bernard King** (four) and **Grant Williams**.
- Per Jared Berson, Knecht became the first Volunteer with multiple 35-point games in a single season since **Allan Houston** in 1990-91.
- Through his first four road games at Tennessee—not including his 28-point showing in the exhibition win at Michigan State (10/29/23)—Knecht averaged 31.3 ppg on 61.4 percent (43-of-70) shooting, including a 48.3 percent (14-of-29) mark from deep. He scored 24-plus points in all four outings, while no other Power Six player had even three road outings with 24 points at that point.
- Prior to Knecht, the last Volunteer with 25-plus points in back-to-back games was **Admiral Schofield**, who did so over five years ago, notching 30 against top-ranked Gonzaga in Phoenix on Dec. 9, 2018, and then 29 at Memphis on Dec. 15, 2018.
- The last Tennessee player with 25-plus points in consecutive games that were both on the road against DI foes was **Chris Lofton** nearly 18 years ago when he had 31 on Feb. 7, 2006, at Kentucky and then 33 on Feb. 11, 2006, at Georgia.
- Before Knecht, the last time a Volunteer had 25-plus points in back-to-back conference games, regardless of location, was when **Kevin Punter Jr.**, did so nearly eight years ago, logging 26 on Jan. 20, 2016, against Vanderbilt and then 36 on Jan. 23, 2016, versus South Carolina.
- Knecht became the first SEC player in the last 14 seasons (2011-24) to post 24-plus points in four straight road games in a single season, as the only one to do so at that time—Auburn's **Chris Denson**—did it over the course of two years, from March 2013 through January 2014. Additionally, the only other SEC player in the last 19 seasons (2005-24) to tally 28-plus points in three consecutive road games is LSU **Antonio Blakeney**, who did so in February 2017.
- Knecht became the first SEC player with two straight 28-point games since LSU's **K.J. Williams** had 35 against Vanderbilt on Feb. 22, 2023, and then 29 on Feb. 25, 2023, at Ole Miss. Williams is the only other SEC player in the last four seasons (2021-24) to do that and average at least 32.0 ppg in the stretch.
- The 64 points Knecht tallied at Mississippi State and Georgia tied for the fourth-most in a two-game span by any SEC player in the last seven years (2017-24).
- Knecht, at the time, became one of just four DI players with multiple 36-point outings in 2023-24, joining Purdue's **Zach Edey**, New Orleans' **Jordan Johnson** and McNeese State's **Shahada Wells**.
- Knecht also notched the first two outings of an SEC player producing 36-plus points in 2023-24.

...FANTASTIC AGAINST FLORIDA...

- Three days after putting up 36 points at Georgia, **Dalton Knecht** produced a career-high 39 points and season-best eight rebounds in a victory over Florida on 1/16/24. He shot 13-of-23 from the floor, 4-of-6 beyond the arc and a perfect 9-of-9 at the stripe.
- In the first half alone, Knecht amassed 22 points on 9-of-9 shooting. He scored 20 points in the final 7:03 of the half, hitting all nine of his field-goal attempts in that stretch. He scored 14 straight UT points, tied for the fifth-longest stretch in program history. Knecht added 17 points after the break to give him five straight halves 16-plus points, including three with at least 20, and a total of 101 points in those 100 minutes.
- According to Jared Berson, Knecht became the first SEC player with back-to-back 35-point showings in nearly 33 years, with LSU's **Shaquille O'Neal** the last to do so on Feb. 17/20, 1991,
- Knecht became **Rick Barnes'** first player with 35-plus points thrice in a season since **Kevin Durant** had four such outings in 2006-07 at Texas. Knecht's 103 points in a three-game stretch also matched the top total by Durant in his college career.
- Knecht became the fourth DI player—fifth occurrence—in the last three seasons (2021-24) with back-to-back 35-point games. He also became the first Power Six player to do so since Iowa's **Luka Garza** on Nov. 27/Dec. 3, 2020, as well as the first Power Six player to do so in league play since Marquette's **Markus Howard** on Jan. 15/18, 2020.
- Tennessee has a total of seven 35-point outings by four different players in the last 17 seasons (2007-24), with Knecht owning three of them, including half of the six in regulation.
- Knecht is now one of six players in UT history with at least three 35-point games, joining **Bernard King** (11), **Ernie Grunfeld** (eight), **Allan Houston** (six), **Tony White** (four) and **Dale Ellis** (three).
- Knecht is the fourth Tennessee player with 35-plus points at least thrice in a season, joining Grunfeld (five times in 1975-76), King (all three of his seasons) and White (four times in 1986-87).
- Only four other Tennessee players—six instances—have scored 35-plus points in back-to-back games: Houston in Dec. 1990 and Feb. 1990, King in Feb./March 1977, Grunfeld in March 1976 and Dec. 1975, and **Ron Widby** in March 1967.
- Knecht, Houston (Feb. 1990), King and Widby are the only four Volunteers with back-to-back 35-point showings in SEC play, with the first three the lone trio to log 36-plus in both.
- The lone Vols to log 35-plus points multiple times in SEC play in the same season are Knecht, Houston (1989-90), **Tony White** (1986-87), King (thrice in 1976-77), Grunfeld (1975-76) and Widby (1966-67).
- Knecht became the first Vol with two straight games of 30-plus since **Chris Lofton** on Dec. 6/16, 2006.
- Per Elias Sports Bureau, Knecht became the first SEC player with three straight 28-point outings since LSU's **Cameron Thomas** from Dec. 26, 2020, to Jan. 2, 2021. Over the last seven years (2017-24), the Knecht and Arkansas' **Mason Jones** (Jan. 29-Feb. 4, 2020) are the only SEC player with 28-plus in three straight conference affairs.
- Over the last 15 seasons (2009-24), Knecht is one of three SEC players to reach 100 points in a three-game span, joining Ole Miss' **Breoin Tyree** (101 from Feb. 5-11, 2020) and Arkansas' **Mason Jones** (104 from Jan. 29-Feb. 4, 2020).
- The last SEC player with 75-plus points in a two-game stretch was Kentucky's **Jodie Meeks** nearly 15 years ago when he had 76 on Jan. 13/18, 2009.
- Knecht became the ninth DI player—12th occurrence—in the last four seasons (2020-24) to log 75-plus in a two-game span.
- Knecht recorded each of the first three performances of at least three-dozen points by an SEC player in 2023-24, each on 23 or fewer shots.

...VIRTUOSO AT VANDERBILT...

- Following a 25-point performance against Alabama (1/20/24), **Dalton Knecht** turned in yet another 30-point performance, this time totaling 32 in a win at Vanderbilt on 1/27/24. He shot 13-of-21 from the field to tie his season high in makes and went 3-of-7 from long range. Knecht added six rebounds, three assists and a career-high three blocked shots.
- Knecht scored 21 points after halftime, including a personal 7-0 run in 76 seconds, to help the Volunteers turn a five-point deficit at the intermission into a 13-point triumph. It marked the fifth time this season, including the fourth in five games, he turned in a 20-point half.
- Knecht increased his road scoring average as a Volunteer to 31.4 ppg, posting 24-plus points in each of his five outings while shooting 56-of-91 (61.5 percent) from the field and 17-of-36 (47.2 percent) beyond the arc.
- The only other SEC player in the last 19 seasons (2005-24) with 24-plus points in five consecutive road games was South Carolina's **Devan Downey** from Dec. 30, 2009-Feb. 6, 2010. Since then, only two other Power Six players have achieved the feat in a single season: Seton Hall's **Myles Powell** from Dec. 30, 2019-Feb. 5, 2020, and Oklahoma's **Buddy Hield** from Nov. 17, 2015-Jan. 18, 2016.
- The only other DI player to record five straight 24-point performances on the road this season is Stetson's **Jalen Blackmon**, who did so from Dec. 5, 2023-Jan. 10, 2024.
- Knecht became the second SEC player in the last 19 seasons (2005-24) with five straight 25-point games, joining the aforementioned **Devan Downey**, who had seven in a row from Jan. 9-Feb. 6, 2010. In addition, only three other DI players had previously hit the mark this season: Monmouth's **Xander Rice** (Jan. 8-20, 2024), Denver's **Tommy Bruner** (Dec. 29, 2023-Jan. 13, 2024) and North Carolina's **R.J. Davis** (Nov. 24-Dec 16, 2023).
- Knecht became the ninth SEC player in the last 14 seasons (2010-24) with at least four 30-point games in a single campaign, joining Texas A&M's **Wade Taylor IV** (five in 2023-24), Alabama's **Brandon Miller** (2022-23), Vanderbilt's **Scotty Pippen Jr.** (five in 2021-22), Arkansas' **Mason Jones** (nine in 2019-20), Vanderbilt's **Saben Lee** (2019-20), Ole Miss' **Breein Tyree** (2019-20), Kentucky's **Malik Monk** (2016-17) and Ole Miss' **Stefan Moody** (five in 2015-16). Only five of those individuals (Knecht, Pippen, Jones, Tyree and Monk) hit 32 four times.
- Knecht is the only SEC player in the last 19 seasons (2005-24) to score 160 points in a five-game stretch and the first DI player do so this season. The only individuals to do so in the prior three years (2020-23) are Detroit Mercy's **Antoine Davis**, Liberty's **Darius McGhee**, Bryant's **Peter Kiss**, Missouri State's **Isiah Mosley** and Oral Roberts' **Max Abmas**.
- The last Power Six player to record 160 points in a five-game stretch was Marquette's **Markus Howard** in Jan. 2020, with that the lone other occurrence in the last five seasons (2019-24).
- Per Elias Sports Bureau, Knecht became the first DI player to log 32-plus points thrice in a four-game stretch since **Erik Reynolds II** of St. Joseph's from Feb. 26-March 8, 2023. The last Power Six player to do so was Iowa's **Luka Garza** from Nov. 27-Dec. 11, 2020. Additionally, the last occurrence in the SEC was over 17 years ago when Tennessee's own **Chris Lofton** did it from Dec. 6-23, 2006.

20.0+ PPG BACK TO BACK (THROUGH 2/7/24)

Below is a list of all DI players averaging 20.0 points per game this season who also did so last year.

Name	Current School	2023-24	2022-23
Trey Calvin	Wright State	20.1	20.3
Zach Edey	Purdue	23.1	22.3
Dalton Knecht	Tennessee	20.2	20.2
Drew Pember	UNC Asheville	20.7	21.0
Elijah Pepper	UC Davis	21.0	22.5

...SUPERB VERSUS SOUTH CAROLINA

- Just three days later, **Dalton Knecht** registered 31 points against South Carolina on 1/30/24. He shot 11-of-24 from the floor and had seven rebounds.
- Knecht scored 13 points in the first half and 18 in the second, giving him 11-plus in 10 of the last 11 frames. It marked the sixth time this season he logged double-digit points in both halves, including the fourth time in five games.
- Knecht became the first DI player this season with a six-game 25-point scoring streak; the last individual to do so was the second-leading scorer in DI history, Detroit Mercy's **Antoine Davis**, who had a nine-game stretch from Feb. 2-28, 2023. The last Power Six player with a six-game single-season streak of 25-plus points was Marquette's **Markus Howard** with a seven-game mark from Jan. 4-24, 2020. The only other SEC player to achieve the feat in at least the last 19 seasons (2004-24) is South Carolina's **Devan Downey** with eight in a row from Jan. 9-Feb. 6, 2010.
- The only two other Power Six players in the last decade (2014-24) to make at least 67 field goals in a single-season six-game stretch both were both consensus national player of the year honorees: Iowa's **Luka Garza** (Nov. 27-Dec. 19, 2020) and Duke's **Zion Williamson** (March 14-29, 2019).
- The last Power Six player to log 30-plus points four times in a five-game span was the aforementioned **Markus Howard**, who tallied five such outings in a row from Feb. 22-March 7, 2020. The aforementioned **Devan Downey** was the last SEC player to do it, as he hit those marks from Jan. 16-30, 2010.
- Over the last 14 years (2010-24), only four other SEC players have registered 30-plus points at least five times in a season: Texas A&M's **Wade Taylor IV** (2023-24), Vanderbilt's **Scotty Pippen Jr.** (2021-22), Arkansas' **Mason Jones** (nine times in 2019-20) and Ole Miss' **Stefan Moody** (2015-16).
- Knecht, with 191, is the second DI player in the last two seasons (2022-24) with 190 points in a six-game span, joining Detroit Mercy's **Antoine Davis**, who had seven instances in 2022-23. No other SEC player has done it in at least 20 seasons (2004-24).
- In addition, over those same 20 campaigns, only six other Power Six players have recorded a six-game span with at least 190 points: Marquette's **Markus Howard** (three concurrent stretches in an eight-game span from Jan. 1-24, 2020, as well as from Dec. 1-28, 2018), Oklahoma's **Trae Young** (six concurrent stretches in an 11-game span from Nov. 23, 2017-Jan. 30, 2018), NC State's **T.J. Warren** (three concurrent stretches in an eight-game span from Feb. 18-March 14, 2014), Providence's **Marshon Brooks** (two concurrent stretches in a seven-game span from Feb. 2-27, 2011), Kansas State's **Michael Beasley** (two concurrent stretches in a seven-game span from Feb. 13-March 4, 2008) and Duke's **J.J. Redick** (eight concurrent stretches in a 13-game span from Jan. 11-Feb. 22, 2006).
- The last Tennessee player with 25-plus points in six straight games was **Tony White** in 1986-87, as he did so from Dec. 27, 1986, to Jan. 10, 1987.
- Knecht became the third Vol in the last 17 seasons (2007-24) with at least seven 25-point performances in a single campaign, joining **Kevin Punter Jr.** (eight in 2015-16) and **Jordan McRae** (seven in 2013-14).
- In just 20 appearances in a Tennessee uniform, Knecht became only the 12th player in program history with at least five 30-point games.
- Knecht is the seventh Volunteer to amass at least five 30-point games in a single season, joining **Allan Houston** (thrice), **Bernard King** (thrice), **Tony White** (twice), **Dale Ellis**, **Ernie Grunfeld** and **Chris Lofton**.
- Knecht became the first Tennessee player ever to score 30-plus four times in five games. The prior record was a six-game mark held by **Chris Lofton** (Nov. 27-Dec. 23, 2006), **Allan Houston** (Jan. 27-Feb. 14, 1990), **Tony White** (Dec. 27, 1986-Jan. 10, 1987) and **Bernard King** (Nov. 30-Dec. 21, 1974).

HIGH POINT-TOTAL LEADERS (THROUGH 2/7/24)

35-POINT GAMES IN 2023-24			
Rk.	Num.	Name	School
T-1	3	Jordan Johnson	New Orleans
T-1	3	Dalton Knecht	Tennessee
T-3	2	10 players tied	

30-POINT GAMES IN 2023-24			
Rk.	Num.	Name	School
1	7	Tommy Bruner	Denver
2	6	Zach Edey	Purdue
2	6	Xavier Johnson	So. Illinois
T-4	5	Dalton Knecht	Tennessee
T-4	5	Noah Reynolds	Green Bay
T-4	5	Wade Taylor IV	Texas A&M
T-7	4	Tyson Acuff	E. Michigan
T-7	4	Clarence Daniels	New Hampshire
T-7	4	Jayden Epps	Georgetown
T-7	4	Landon Glasper	N. Carolina A&T
T-7	4	Jordan Johnson	New Orleans
T-7	4	Drew Pember	UNC Asheville

25-POINT GAMES IN 2023-24			
Rk.	Num.	Name	School
1	13	Tommy Bruner	Denver
T-2	11	Zach Edey	Purdue
T-2	11	Xavier Johnson	So. Illinois
T-4	10	Jalen Blackmon	Stetson
T-4	10	Marcus Hill	Bowling Green
T-6	9	Tucker DeVries	Drake
T-6	9	Xander Rice	Monmouth
T-8	8	David Jones	Memphis
T-8	8	Dalton Knecht	Tennessee
T-8	8	Drew Pember	UNC Asheville
T-11	7	11 players tied	

DI 2022-24 SCORING LIST (THROUGH 2/7/24)

Below is a list of the top point totals by DI players over the last two seasons (2022-24).

Rk.	Points	Name	GP	Current School
1	1289	Zach Edey	57	Purdue
2	1251	Drew Pember	60	UNC Asheville
3	1158	Elijah Pepper	53	UC Davis
4	1149	Max Abmas	57	Texas
5	1116	Tommy Bruner	56	Denver
6	1113	Trey Calvin	55	Wright State
7	1110	Tucker DeVries	57	Drake
8	1097	Marques Warrick	58	Nor. Kentucky
9	1091	Dalton Knecht	54	Tennessee
10	1089	Quincy Olivari	58	Xavier
11	1076	Tyler Thomas	58	Hofstra
12	1058	James Bishop IV	54	G. Washington
13	1063	Hunter Dickinson	57	Kansas
14	1058	DaRon Holmes II	56	Dayton
15	1047	Erik Reynolds II	56	St. Joseph's



STAT SHEET-STUFFING STRETCH

- Facing top-ranked Kansas (11/22/23) in Honolulu, **Jonas Aidoo** amassed eight points, 11 rebounds, three blocks and three steals. He became the first Vol in **Rick Barnes'** tenure to compile that stat line, as well as the first DI player to do so against a Power Six foe since DePaul's **Nick Ongenda** on 2/25/23 versus Georgetown.
- In the ensuing outing, Aidoo recorded 13 points on 5-of-7 shooting at #17/16 North Carolina (11/29/23).
- Then, against George Mason (12/5/23), Aidoo had a career-high 17 points, eight rebounds, a co-career-best four assists and one block, becoming the first Vol with those numbers since **Josiah-Jordan James** on 3/1/22 at Georgia.
- Aidoo then posted 14 points and seven rebounds in the victory over No. 20/18 Illinois (12/9/23).
- Next, Aidoo scored a career-high 29 points on 10-of-16 shooting, also setting career bests in makes and attempts. He added 11 rebounds to notch his third-career double-double, as well as two blocks and two steals. Prior to Aidoo, the last four Power Six players with at least 29p/11r/2b/2s in a game were consensus National Player of the Year **Oscar Tshiebwe** of Kentucky (3/17/22), eventual top-25 pick **Kris Murray** of Iowa (1/13/22), consensus First Team All-American and eventual top-10 pick **Johnny Davis** of Wisconsin (1/3/22) and consensus First Team All-American and eventual No. 1 overall pick **Cade Cunningham** of Oklahoma State (2/27/21).
- During the four-game stretch from 11/29 (North Carolina) through 12/12 (Georgia Southern), Aidoo averaged 18.3 ppg and 7.5 rpg on 60.9 percent (28-of-46) shooting. He posted 13-plus points in all four contests after only hitting that mark twice in the first 59 games of his career.

SENSATIONAL SHOOTING

- In the victory over NC State (12/16/23) in San Antonio, Texas, **Josiah-Jordan James** (5-of-7) and **Zakai Zeigler** (4-of-8) became the first UT duo to each log four-plus made 3-pointers in a contest in over seven years. The last pair to do so was **Lamonté Turner** (7-of-11) and **Jordan Bowden** (5-of-10) on 12/6/16 in a 90-50 home win against Presbyterian.
- The five made 3-pointers set a career high for James and matched a then-career best for Zeigler.
- Additionally, that contest started a four-game stretch during which Zeigler went 14-of-33 (42.4 percent) from 3-point range after opening the season 9-of-37 (24.3 percent) in the first 10 contests. Zeigler made four-plus 3-pointers in three of those five games, including a career-best five against Norfolk State (1/2/24), after hitting that many just twice in his first 75 collegiate outings.

DOUBLE TROUBLE

- **Jonas Aidoo** (24 points, 10 rebounds) and **Zakai Zeigler** (17 points, 10 assists) both registered double-doubles in the SEC-opening victory over #22/19 Ole Miss (1/6/24). The last time Tennessee had both a points/rebounds and a points/assists double-double in the same game was 2/2/19, when **Jordan Bone** (18 points, 10 assists) and **Grant Williams** (22 points, 10 rebounds) achieved the feat.
- For Zeigler, the points/assists double-double was the sixth of his career, moving him past Rodney Woods (1972-75) for sole possession of the program's all-time record.

ROUND NUMBERS

- Multiple Vols hit major milestones in the first game of 2024, an 87-50 win over Norfolk State (1/2/24).
- **Josiah-Jordan James** became the 15th Volunteer to start **100** games. In addition, **Santiago Vescovi** became the fourth to open 123 contests.
- **Rick Barnes** logged his **200th** win over a current DI program during his 37-year head coaching career.

- Vescovi became the 10th player in SEC history, including the third Volunteer, to make **300** career 3-pointers. Of the nine players above him, seven had more appearances at that time.
- Vescovi also became the eighth Tennessee player to notch **400** career assists.
- James eclipsed **700** career rebounds, becoming the 18th player in program history to hit that figure.

DYNAMIC DUOS

- At Mississippi State (1/10/24), **Dalton Knecht** (28) and **Zakai Zeigler** (26) became the first Vol duo with 25-plus points in a game since 11/24/15, when **Armani Moore** (29) and **Kevin Punter Jr.** (26) did so against Army West Point. That is the only other occurrence at UT in the last 19 seasons (2005-24).
- Knecht and Zeigler also became the first teammates to score 25-plus in an SEC road game since 2/6/21 when Ole Miss' **Romello White** (30) and **Devontae Shuler** (26) did so at Auburn.
- It then happened again in Tennessee's victory at #10/8 Kentucky (2/3/24), as **Josiah-Jordan James** and **Zakai Zeigler** each scored 26 points.

IT'S BEEN A WHILE

- **Jonas Aidoo** amassed 10 points, a career-best 15 rebounds and a co-career-high five blocks in the win at Georgia (1/13/24). He became the first UT player with 15-plus rebounds since **Kyle Alexander** (17) on 1/8/19 at Missouri and the first with seven-plus offensive boards since **Yves Pons** (eight) on 2/4/20 at Alabama. Aidoo became the only Vol in the last 15 seasons with a 10p/15r/5b game and the first SEC player to achieve that line since Auburn's **Walker Kessler** in an overtime affair on 2/8/22 at Arkansas.

SNATCHING STEALS

- **Zakai Zeigler** compiled 25 steals in a nine-game stretch from 12/12/23 to 1/20/24, making him the second Tennessee player to hit that mark in **Rick Barnes'** tenure. The other was **Kennedy Chandler**, who had 26 from 11/26/21 to 1/8/22. In addition, Zeigler needed just 83 appearances to reach 150 total steals as a Volunteer, hitting that mark 1/20/24 against Alabama in the last of that nine-game span.

REMARKABLE AT RUPP

- **Zakai Zeigler** registered a co-career-high 26 points and a career-best 13 assists in the victory at #10/8 Kentucky (2/3/24). That tied for the sixth-most assists versus Kentucky in the last 60 seasons (1964-2024) and marked the first time anyone hit that mark since Vanderbilt's **Billy McCaffrey** had 14 on 1/13/93. The last player to have 13-plus in a non-home game versus Kentucky was UCLA's **Andre McCarter** when he logged 14 on 3/31/75 in the NCAA title game. Marquette's **Dwyane Wade** was the last individual to post even 11 assists against the Wildcats, doing so on 3/29/23 in the Elite Eight.
- Zeigler became the fourth SEC player in the last 20 seasons (2004-24) with a 25-point, 10-assist performance in regulation, including the first against Kentucky. He joined Auburn's **Sharife Cooper** on 1/13/21 at Georgia, LSU's **Tremont Waters** on 2/3/18 versus Arkansas and Kentucky's **Tyler Ullis** on 2/13/16 at South Carolina.
- The last player with 13 assists in a regulation SEC road game was Florida's **Nick Calathes** on 2/14/09 at Georgia.
- Zeigler's 13 assists marked the second-most by a Tennessee player in at least the last 20 seasons (2004-24), trailing only the 14 by **Lamonté Turner** on 11/12/19 versus Murray State. The figure also matched the ninth-most in program history.
- Before Zeigler, the last Power Six player with at least 26 points, 13 assists and three steals in a contest was Michigan State's **Denzel Valentine** on 2/14/16 in his AP/NABC National Player of the Year campaign.

BACK ON TRACK

- After totaling 21 points in the first seven games of SEC play, **Josiah-Jordan James** scored a career-high 26 in the road victory at #10/8 Kentucky (2/3/24). He shot 9-of-18 from the field, tying his career best in makes, as well as 4-of-9 beyond the arc and a perfect 4-of-4 at the stripe.



Santiago Vescovi is first all-time at UT in starts (132), second in minutes (4,132), third made 3-pointers (314), third in steals (196) and No. 19 in scoring (1,488). Career leaderboards can be found on Page 17.

"SACK" COMPARISON

- Tennessee has posted 132 sacks—a defensive stop on three straight possessions—this year. Conversely, it has only been sacked 81 times. UT is averaging 6.00 sacks for and just 3.68 sacks allowed (+2.32).
- The Vols' high mark for sacks in a game is 11 against Tennessee Tech (11/6/23), while their low is two at North Carolina (11/29/23).
- The top sack total UT has allowed is seven against Syracuse (11/20/23 in Honolulu), while the fewest it has conceded is zero versus Florida (1/16/24) and at Vanderbilt (1/27/24).



(TOP) TWO IN A ROW

- In its final two games of the Allstate Maui Invitational, Tennessee played #2 Purdue (11/21/23) and #1 Kansas (11/22/23) in Honolulu.
- According to **Will Warren**, Tennessee became the third team in the last 50 years to play the top two teams in the AP Poll in back-to-back regular season non-conference games. The Volunteers joined Bellarmine in 2021-22 (92-50 loss at #1 Gonzaga on 11/19/21 and 75-62 loss versus #2 UCLA in Las Vegas on 11/22/21) and Kansas in 1989-90 (89-83 win at #2 LSU on 11/17/89 and 91-77 win versus #1 UNLV in New York on 11/22/89).
- This was the first time UT ever played back-to-back games against AP top-three teams. It twice previously played consecutive games versus AP top-five foes: 1/18/06 at #4 Memphis (88-79 loss) and 1/21/06 versus #2 Florida (80-76 win), plus 12/1/65 at 1/21 Michigan (71-63 loss) and 12/7/65 versus #4 Vanderbilt (53-50 loss).
- Per FOX Sports Research, the Vols became the first team since Jan. 1972 to play the AP's top two teams on back-to-back days, as Loyola Chicago last did so on 1/28/72 versus #1 UCLA (92-64 loss) and 1/29/72 against #2 Marquette (69-67), both at home.

THREE TOUGH TESTS

- After playing Purdue and Kansas, Tennessee next went to #17/16 North Carolina (11/29/23) for an ACC/SEC Challenge matchup in Chapel Hill, N.C.
- It marked the first time in program history UT played three consecutive non-conference games in a single season against AP top-25 foes and their first time doing so in any games since Jan. 2012. They also did so Jan. 2004 (four in a row) and Feb. 2001. Each of those stretches included just one game away from home, while this one was exclusively so.
- Purdue (**Zach Edey**), Kansas (**Hunter Dickinson**) and North Carolina (**Armando Bacot**) all feature AP Preseason First Team All-American big men.
- During that stretch, Purdue (48-30), Kansas (22-8) and North Carolina (38-16) all took at least 14 more free throws than the Vols, who were minus-54 in attempts across the three outings.

TRAVEL TIME

- Tennessee played four consecutive non-home games from 11/20/23 to 11/29/23, marking its first time doing so since the 2011-22 season when had four straight from 11/21/11 to 11/28/11.
- Of the Volunteers' seven contests in November, only two came on their home court. The only other Power Six teams that did not play at home at least thrice in November were Oregon and Texas A&M.

FOUR OF FIVE

- Following its four straight road games, including the three against top-20 foes, Tennessee returned home to play George Mason (12/5/23). It next faced #20/18 Illinois (12/9/23) at Food City Center, making it four top-20 foes in a five-game span.
- This was the fourth time in program history the Vols faced four AP-ranked teams in a five-game span. Most recently, in Jan. 2012, it faced #13 Florida (home win), #20 Mississippi State (road loss), #2 Kentucky (home loss) and #13 Connecticut (home win) in a five-game stretch. In Jan./Feb. 2004, the Vols had seven such foes in a nine-game span and went 2-5 in those outings. The other occasion was Feb./March 2002 to close the regular season and UT went 1-3 in those affairs
- This stretch in 2023 marked the first time Tennessee has played such a stretch exclusively in non-conference play, as well as its first time doing so while ranked.
- Additionally, this was the third time UT played four top-20 teams in a five-game span (2012 and 2002).

STRENUOUS START

- As of 12/11/23, through its first nine games of the season, Tennessee ranked fifth in the nation in KenPom strength of schedule rankings and was the only Power Six team in the top seven of the list. **ZEIGLER**

ATTACKED REHABILITATION

- **Zakai Zeigler** suffered a season-ending left ACL tear three minutes into Tennessee's 2022-23 home finale against Arkansas (2/28/23).
- Zeigler underwent surgery on 3/13/23 and spent the entire offseason rehabbing under the collaborative direction of athletic trainer **Chad Newman**, director of sports performance **Garrett Medenwald** and director of rehabilitation **John Dean**.
- After missing the final six-plus games of 2022-23, all three of UT's contests during its foreign tour to Italy and both 2023-24 exhibition outings, Zeigler returned for the season opener, notching five assists in 12 minutes versus Tennessee Tech (11/6/23).
- Zeigler, who led the SEC in assists last year (5.4 app), earned SEC All-Defensive Team honors in each of his first two seasons at UT. In 2022-23, he was a Second Team All-SEC pick and one of 10 semifinalists for Naismith Defensive Player of the Year.

Z IS KEY

- In **Zakai Zeigler's** three seasons, Tennessee is 8-4 against AP top-10 teams. He is averaging 14.8 ppg in the eight victories and 8.3 ppg in the four defeats.

DATE	OPPONENT	POINTS	RESULT
Nov. 20, 2021	#5 Villanova (N)	7 points	L, 71-53
Dec. 12, 2021	#6 Arizona (H)	3 points	W, 77-73
Feb. 15, 2022	#4 Kentucky (H)	14 points	W, 76-63
Feb. 26, 2022	#3 Auburn (H)	13 points	W, 67-62
March 12, 2022	#5 Kentucky (N)	11 points	W, 69-62
Nov. 25, 2022	#3 Kansas (N)	14 points	W, 64-50
Dec. 17, 2022	#9 Arizona (A)	21 points	L, 75-70
Jan. 28, 2023	#10 Texas (H)	22 points	W, 82-71
Feb. 15, 2023	#1 Alabama (H)	15 points	W, 68-59
Nov. 21, 2023	#2 Purdue (N)	5 points	L, 71-67
Nov. 22, 2023	#1 Kansas (N)	0 points	L, 69-60
Feb. 3, 2024	#10 Kentucky (A)	26 points	W, 103-92

ZEIGLER FAMILY RELOCATED TO ROCKY TOP FOLLOWING TRAGEDY

- On 2/26/22, **Zakai Zeigler's** mother's apartment complex in Queens, N.Y., was destroyed by a fire. His mother, **Charmane Zeigler**, and Zakai's special-needs nephew, Nori, whom Charmane is raising, lost everything.
- On 3/2/22, aided by Tennessee Athletics' compliance office and administration, Zeigler launched a **GoFundMe** fundraiser. UT fans collectively donated over \$363,000 in under 24 hours.
- That summer, thanks to Vol fans' generosity of Volunteer fans, Charmane and Nori permanently relocated to Knoxville, Tenn.

RECAPPING THE VOLS' TRIP TO ITALY

- Tennessee went a perfect 3-0 during a three-game exhibition tour of Italy that saw the team visit Milan, Como, Florence and Rome from July 31 - Aug. 9.
- The Volunteers posted back-to-back victories over the Lithuanian U21 National Team in Florence. They claimed the first game by 40 points, 97-57, and the second by 26 points, 116-90.
- Tennessee ended the trip with a 46-point win, 97-51, over Rome-based professional club A.S. Stella Azzurra in its home gym.
- **Dalton Knecht** was the team's top scorer in Italy, averaging 16.3 ppg. He shot 52.9 percent from the field and 48.0 percent from beyond the arc.
- **Tobe Awaka** averaged a double-double through the three games, putting up 13.7 ppg and 10.3 rpg.
- **Jordan Gainey** averaged 12.7 ppg on 39.1 percent 3-point shooting, while **Santiago Vescovi** logged 12.0 ppg and 5.0 app on 56.6 long-range shooting.
- **Freddie Dilione V**, in his first action as a Volunteer, averaged 11.0 ppg and a team-high 5.3 app.
- **Rick Barnes** had associate head coach **Justin Gainey** to serve as Tennessee's acting head coach in all three games.

BIG SHOWING ON A BIG STAGE

- **Tobe Awaka** was a top contributor and rebounding juggernaut for Team USA during its fourth-place showing at the 2023 FIBA Men's U19 World Cup in Debrecen, Hungary, in late June and early July.
- Awaka started six of seven games for Team USA and was the squad's second-leading scorer, averaging 11.6 ppg on 60 percent shooting. His 10.6 rpg led Team USA and were the second-most among all players in the tournament. Awaka's 20.4 rebounds per 40 minutes far and away led all players who logged significant minutes during the event.
- Awaka, despite averaging just 20.7 mpg, was the only player in the tournament to record four double-doubles and was also one of only three individuals to average a double-double.
- With a 18.1 FIBA efficiency rating for the tournament, Awaka paced Team USA and finished fifth among all players at the elite global event.

FIVE FANTASTIC FRESHMEN

- UT has a quintet of freshmen on its roster, including three first-year players and two redshirt freshmen.
- **Cameron Carr**, who stands 6'5 and hails from Eden Prairie, Minn., is a consensus four-star, top-65 recruit who joins the Vols from Link Academy (Mo.). His father, Chris, played in the NBA for six years and his older sister, Christianna, played Power Five basketball at three schools.
- **Freddie Dilione V** is a 6'5 guard from Fayetteville, N.C., who joined the Vols as an early enrollee in January 2023 before redshirting the remainder of the season. Prior to reclassifying up, the Word of God Christian Academy product was a top-25 recruit according to 247Sports.
- **J.P. Estrella** stands 6'11 and the forward from Scarborough, Mass., is the co-tallest player on UT's roster. A unanimous four-star, top-80 recruit, he is the son of a former Boston College women's basketball player, Allie (Booth) Estrella, and a graduate of powerhouse Brewster Academy (N.H.).
- **D.J. Jefferson** is a 6'5 guard who graduated from Minnesota Prep Academy (Minn.) and is a native of Richardson, Texas, becoming UT's first player ever from the Dallas area. A four-star recruit who placed No. 51 in On3's rankings, Jefferson spent the entire 2022-23 campaign with the Vols and redshirted.
- **Cade Phillips**, a 6'9 forward, is graduate of Link Academy (Mo.), where he teamed with Carr to lead the team to a 27-1 record. An ESPN four-star recruit from Jacksonville, Ala., his dad (John David), uncle and grandfather all played football at Alabama, while his mother (Reagan) played basketball there.

ACADEMIC ACCOLADES

- In each of the last two years, Tennessee has earned the NABC's Team Academic Excellence Award for posting a team GPA of 3.0 or better. The 2022-23 squad owned a 3.33 GPA.
- Both those years, the Volunteers were one of only three SEC teams to earn the award. In addition, **Santiago Vescovi** was named to the NABC Honors Court each year, as his personal GPA exceeded 3.2.
- Basketball student-athletes are at their busiest during the spring semester, but the Vols have still managed to improve their team GPA each of the last two springs, going from a 3.08 in spring 2021 to a 3.26 in spring 2022 to a 3.29 in spring 2023.
- Most recently, UT posted a 3.39 GPA in the 2023 fall semester, its best mark in any semester ever.

BACK TO BACK

- In 2022-23, for the second straight season, **Santiago Vescovi** led the SEC in 3-point percentage during league games (38.7) last year. He also placed second in 3-point makes per game (2.71) during SEC play.
- As a sophomore in 2021-22, Vescovi shot a league-best 44.5 percent from deep during SEC play while making an SEC-leading 3.17 3-pointers per game.

THOMPSON-BOLING ARENA AT FOOD CITY CENTER



CAPACITY: **21,678** | OVERALL RECORD IN 37 SEASONS AT THOMPSON-BOLING ARENA AT FOOD CITY CENTER: **450-141 (.761)**

FACILITIES NOTES

ELITE ATTENDANCE

- For each of the last four non-COVID-impacted seasons, Tennessee finished in the top five nationally in average home attendance. The Vols drew an average of 18,781 fans to 16 games at Food City Center last season, fifth-most in the country.
- The Vols have ranked top-20 in attendance for 18 consecutive years, including 11 seasons ranked in the top five nationally during that stretch.
- Tennessee's total number of season tickets sold this year (14,500) exceeds last year's average home attendance of all but 11 DI programs. In other words, before selling any single-game tickets, the Vols are likely assured of finishing in the top 15 nationally in average home attendance this year.

2022-23 AVERAGE HOME ATTENDANCE LEADERS

1. North Carolina	19,890	6. Creighton	17,163
2. Kentucky	19,873	7. Kansas	16,300
3. Syracuse	19,102	8. Indiana	16,101
4. Arkansas	19,051	9. Illinois	15,091
5. Tennessee	18,781	10. Wisconsin	15,081

TOPPING THE CHART

- The Vols and Lady Vols posted the highest combined attendance of any school in the country in 2022-23. Tennessee's total of 451,142 fans was 7.3 percent more than second place and 15.2 percent more than third place.

2022-23 COMBINED BASKETBALL ATTENDANCE

Rank	School	Total
1	Tennessee	451,142
2	Kentucky	420,533
3	Indiana	391,502
4	Syracuse	386,373
5	Arkansas	383,649

HOME HOOPS DURING THE BARNES ERA

- Tennessee is 119-23 (.838) at Food City Center under **Rick Barnes**, including 58-19 (.753) in SEC play.
- Barnes has led the Vols to a 16-6 (.727) home record against AP top-25 foes, including a 13-5 (.722) mark versus top-20 teams, a 10-3 (.769) ledger against the top 15, a 7-1 (.875) tally versus top-10 opponents and a perfect 5-0 record against the top five.
- The Volunteers have won 11 straight home games versus ranked teams, dating back to 1/30/21 against #15/18 Kansas.

20,000 STRONG

- In **Rick Barnes'** nine seasons, UT has played in front of a home crowd of at least 20,000 on 32 occasions.
- Last year, the Volunteers had five sellout crowds, at the time tying a arena single-season record. All 21,678 tickets were sold for matchups with Kentucky (1/14/23), Texas (1/28/23), Auburn (2/4/23), Missouri (2/11/23) and Alabama (2/15/23).
- Tennessee well eclipsed that mark this season by selling out eight home games, its most ever at Food City Center: Illinois (12/9/23), Ole Miss (1/6/24), Alabama (1/20/23), LSU (2/7/24), Vanderbilt (2/17/24), Texas A&M (2/24/23), Auburn (2/28/24) and Kentucky (3/9/23).

AVG. HOME ATTENDANCE DURING THE BARNES ERA

Season	Average	NCAA Rank
2015-16	14,233	No. 17
2016-17	13,637	No. 20
2017-18	16,210	No. 8
2018-19	19,034	No. 4
2019-20	18,990	No. 4
2020-21	4,191 (COVID)	N/A
2021-22	18,202	No. 5
2022-23	18,781	No. 5

SEASON TICKETS EXCEED 13K AGAIN

- For the seventh consecutive full-capacity season, Tennessee has sold over 13,000 season tickets. This year, the Vols sold out of the full allotment of 14,500.

NATION'S MOST PASSIONATE FANS

- Tennessee in 2022-23 was yet again the only school in America to rank in the top 10 in average home attendance for football, men's basketball and women's basketball.
- In football, the Vols ranked fifth with an average home attendance of 100,532 in 2022.
- In hoops, the Vols and Lady Vols finished the season fifth (18,781) and seventh (8,369), in the NCAA, respectively.

ONE FLY, WE ALL FLY ... AT 14:00

- Tennessee's newest tradition started in 2018-19, but has become appointment viewing prep game. With approximately 14:00 left on the clock, UT executes its "One Fly, We All Fly" unified slam dunk.
- Each game's "dunker" is determined by feel and the Vol who is feeling especially bouncy that day is identified. His teammates then circle the paint before the dunker explodes toward the rim. When the dunker takes flight, so do his teammates. As the ball is slammed and the Vols land in unison, UT fans in attendance let out a roar. The Vols then briefly return to the locker room for final preparations.
- Teams across all levels of basketball across the globe—including multiple NBA teams (even **LeBron James** weighed in on Instagram)—have replicated "OFWAF" which is believed to have been named by VFL **Admiral Schofield**, now on the Orlando Magic.
- The number of times each Volunteer has been the designated dunker in 2023-24 can be found at the bottom of Page 9.

LARGEST COLLEGE ARENAS

Rank	Arena	School	Capacity	Location	League	On/Off
1	JMA Wireless Dome	Syracuse	35,446	Syracuse, N.Y.	ACC	On
2	Greensboro Coliseum	UNC Greensboro*	23,000	Greensboro, N.C.	SoCon	Off
3	KFC Yum! Center	Louisville	22,090	Louisville, Ky.	ACC	Off
4	Dean E. Smith Center	North Carolina	21,750	Chapel Hill, N.C.	ACC	On
5	Food City Center	Tennessee	21,678	Knoxville, Tenn.	SEC	On
6	Capital One Arena	Georgetown	20,600	Washington, D.C.	BIG EAST	Off
7	Rupp Arena	Kentucky	20,500	Lexington, Ky.	SEC	Off
8	Madison Square Garden	St. John's*	19,812	New York, N.Y.	BIG EAST	Off
9	PNC Arena	NC State	19,700	Raleigh, N.C.	ACC	Off
10	Bud Walton Arena	Arkansas	19,368	Fayetteville, Ark.	SEC	On
11	Marriott Center	BYU	18,987	Provo, Utah	Big 12	On
12	Value City Arena	Ohio State	18,809	Columbus, Ohio	Big Ten	On

Food City Center is the fifth-largest venue in the country, including third-largest among on-campus arenas. It is also the second-largest non-ACC facility in America, including the largest among the other Power Five conferences. It is one of just seven venues with over 20,000 seats.

One of the two schools with a larger arena, UNC Greensboro, only uses it part of the time, as it also has an on-campus facility. The same applies to St. John's, which ranks eighth with its off-campus venue.

PRO HOOPS NOTES

SEVEN VOLS DRAFTED SINCE 2019

- Over the last five NBA Drafts, seven Vols have been selected, good for the most in program history in a five-year span. The list includes three first-round picks.
- Three Vols were picked in the 2019 NBA Draft, matching the program record set in both 1977 and 1950 when the draft had double-digit rounds.
- UT is one of just seven schools with at least seven draftees in the last five years, alongside Arkansas, Duke, Florida State, Gonzaga, Kentucky and Michigan. The Vols are also one of 18 teams with three-plus first-rounders in the past five drafts.
- Only 11 schools have produced an NBA draftee in at least four of the past five years, as Tennessee joins Alabama, Arkansas, Auburn, Duke, Gonzaga, Kentucky, LSU, Michigan, USC and Villanova.
- Tennessee, Arkansas, Duke, Gonzaga, Kentucky and Michigan are the lone six programs represented in at least four of the last five NBA Drafts while producing seven-plus draftees and three-plus first rounders.
- The seven Vols chosen in the past five years are forward **Julian Phillips** (No. 35 in 2023), guard **Kennedy Chandler** (No. 38 in 2022), guard **Jaden Springer** (No. 28 in 2021), guard **Keon Johnson** (No. 21 in 2021), guard **Jordan Bone** (No. 57 in 2019), forward **Admiral Schofield** (No. 42 in 2019) and forward **Grant Williams** (No. 22 in 2019). The former four were all one-and-done selections.
- When **Rick Barnes** arrived on Rocky Top in 2015-16, only seven Vols had been picked in the prior 22 NBA Drafts (1994-2015), with just two in the first round.

MEDENWALD HAS VOLTS WOWING AT NBA COMBINE

- Under the tutelage of Tennessee Director of Sports Performance **Garrett Medenwald**, a Tennessee alum has posted the highest max vertical leap at each of the last three NBA Combines and the best standing vertical leap at two of them.
- In 2021 combine, **Keon Johnson** set the all-time NBA Combine record in the max vertical leap at 48 inches, shattering the 20-year-old mark by 2.5 inches. **Kennedy Chandler** led the way in 2022 at 41.5, while **Julian Phillips** did so in 2023 at 43.
- Over the last four NBA Draft Combines, a Tennessee player has posted the No. 1 result among all combine participants in nine different events: max vertical (3x), standing vertical (3x), shuttle run, lane agility drill and max bench press.

FAMILIAR FACE IN THE FRONT OFFICE

- Tennessee all-time leading scorer **Allan Houston** (1989-93) is the New York Knicks' VP for Player Leadership & Development and the GM of the Westchester Knicks.

SUPERLATIVES

Jump Balls Controlled	S	Rebs. Leader*	S	UT	10+ Points	S	C	5+ Steals	S	C	Dunks	S	UT
Tennessee	13	Josiah James	4	35	Santiago Vescovi	9	80	Zakai Zeigler	1	4	Jonas Aidoo	26	50
Opponents	9	Jonas Aidoo	11	20	Dalton Knecht	18	61	Jordan Gainey	-	3	Josiah James	6	30
How Scored First Points	S	Santiago Vescovi	2	18	Jordan Gainey	9	59	Josiah James	-	2	Dalton Knecht	14	14
3-Pointer	7	Tobe Awaka	4	9	Josiah James	9	58	Santiago Vescovi	-	2	Tobe Awaka	1	9
Jump-Shot	5	Dalton Knecht	4	4	Zakai Zeigler	10	46	-	-	-	J.P. Estrella	5	5
Layup	5	Jahmai Mashack	1	3	Jonas Aidoo	12	16	3+ Steals	S	C	Jahmai Mashack	-	4
Hook/Over Shoulder	1	Jordan Gainey	2	2	Jahmai Mashack	2	8	Santiago Vescovi	1	26	Cade Phillips	2	2
Free Throw	3	Zakai Zeigler	-	2	Tobe Awaka	2	4	Zakai Zeigler	7	25	Colin Coyne	1	1
Dunk	-	Assists Leader*	S	UT	20+ Points	S	C	Josiah James	3	20	Freddie Dilione V	1	1
Tip-in	1	Santiago Vescovi	4	44	Dalton Knecht	10	29	Jordan Gainey	2	14	Jordan Gainey	1	1
Scored UT's First Points	S	Zakai Zeigler	17	43	Jordan Gainey	-	13	Jahmai Mashack	-	8	Charges Drawn	S	C
Josiah James	4	Josiah James	4	20	Santiago Vescovi	1	10	Jonas Aidoo	1	2	Santiago Vescovi	-	19
Santiago Vescovi	1	Jahmai Mashack	-	4	Josiah James	3	7	Dalton Knecht	1	2	Josiah James	-	17
Dalton Knecht	8	Jordan Gainey	1	1	Zakai Zeigler	3	6	5+ Blocks	S	C	Zakai Zeigler	-	12
Zakai Zeigler	3	Steals Leader*	S	UT	Jonas Aidoo	2	2	Jonas Aidoo	1	2	Jahmai Mashack	1	4
Jonas Aidoo	5	Santiago Vescovi	5	43	Dalton Knecht	8	16	Tobe Awaka	1	1	Floor Burns (Diving Efforts)	S	UT
Jahmai Mashack	1	Josiah James	6	40	Jordan Gainey	-	3	Jonas Aidoo	13	28	Santiago Vescovi	6	62
First Off UT Bench* S	UT	Zakai Zeigler	11	36	Zakai Zeigler	2	2	Josiah James	1	23	Josiah James	6	40
Jonas Aidoo	-	Jahmai Mashack	5	13	Jonas Aidoo	1	1	Dalton Knecht	4	10	Tobe Awaka	21	33
Tobe Awaka	17	Jordan Gainey	4	4	Josiah James	1	1	Jordan Gainey	-	5	Zakai Zeigler	11	31
Zakai Zeigler	1	Dalton Knecht	2	2	30+ Points	S	C	Jahmai Mashack	2	4	Jonas Aidoo	12	22
Jordan Gainey	14	Jonas Aidoo	1	1	Dalton Knecht	5	8	Tobe Awaka	2	3	Jahmai Mashack	9	20
Jahmai Mashack	11	Blocks Leader*	S	UT	Jonas Aidoo	8	10	Santiago Vescovi	-	2	Jordan Gainey	5	5
Josiah James	-	Jonas Aidoo	13	38	Dalton Knecht	2	6	Cameron Carr	1	1	Dalton Knecht	1	1
Santiago Vescovi	-	Josiah James	3	28	10+ Rebounds	S	C	Zakai Zeigler	-	1	Free Throws in Final Four Minutes + OT	S	UT
"OFWAF" Dunk	S	Jahmai Mashack	5	9	Josiah James	2	12	Double-Doubles	S	C	Santiago Vescovi	5-8	88-103
D.J. Jefferson	12	Tobe Awaka	3	7	Jonas Aidoo	8	10	Josiah James	2	7	Zakai Zeigler	30-35	72-86
Cameron Carr	8	Zakai Zeigler	2	6	Dalton Knecht	-	6	Dalton Knecht	-	6	Josiah James	17-18	47-57
Tobe Awaka	1	Dalton Knecht	5	5	Tobe Awaka	2	4	Jonas Aidoo	6	7	Dalton Knecht	16-20	16-20
Freddie Dilione V	1	Santiago Vescovi	-	2	Santiago Vescovi	-	2	Zakai Zeigler	2	7	Jahmai Mashack	4-6	12-24
Points Leader* S	UT	Cameron Carr	1	1	Cameron Carr	1	1	Tobe Awaka	1	1	Jonas Aidoo	7-9	11-13
Santiago Vescovi	1	Jordan Gainey	1	1	15+ Rebounds	S	C	Santiago Vescovi	-	1	Tobe Awaka	6-7	9-17
Josiah James	2	Minutes Leader* S	C	UT	Jonas Aidoo	1	1	Double-Doubles	S	C	Cade Phillips	3-3	3-3
Dalton Knecht	14	Santiago Vescovi	2	41	10+ Assists	S	C	Dalton Knecht	-	6	Freddie Dilione V	1-1	1-1
Zakai Zeigler	3	Josiah James	7	22	Zakai Zeigler	2	7	Jonas Aidoo	6	7	Cameron Carr	0-1	0-1
Jonas Aidoo	3	Zakai Zeigler	9	19	5+ Assists	S	C	Tobe Awaka	1	1	TEAM	90-111	
		Dalton Knecht	3	3	Zakai Zeigler	13	34	Santiago Vescovi	-	1			
					Santiago Vescovi	3	31						
					Josiah James	3	16						
					Jordan Gainey	-	6						
					Dalton Knecht	-	2						
					Jahmai Mashack	-	2						

* includes all ties (or multiple subs)
S = 2023-24 season
UT = Tennessee career
C = college career (includes prior DI school for transfers)

MVP CONNECTION

- Rick Barnes** is one of only four active college head coaches who has developed an NBA MVP, as **Kevin Durant** was claimed the award in 2014.
- The other active coaches who have produced an NBA MVP are Kentucky's **John Calipari (Derrick Rose [Memphis], 2011)**, Kansas' **Bill Self (Joel Embiid, 2023)** and Santa Clara's **Herb Sendek (James Harden [Arizona State], 2018)**, the latter of whom was Barnes' assistant at Providence in 1988-89.

MEETING MANU

- Santiago Vescovi** tested the NBA Draft waters in 2022, communicating with several teams. He worked out for the Cleveland Cavaliers and San Antonio Spurs.
- During Vescovi's 2022 workout with the Spurs, he met Naismith Memorial Basketball Hall of Famer **Manu Ginobili**, who now serves as a special advisor for basketball operations with the organization he won four NBA titles with.
- Growing up in Uruguay, Vescovi idolized and modeled his game after Ginobili, who hails from neighboring Argentina.

VOLS WELL REPRESENTED IN THE NBA

- Forward **Tobias Harris** (2010-11) is a regular starter for the Philadelphia 76ers and one of the team's top scorers. This is now his 13th NBA season and he is in the last campaign of a five year contract worth \$180 million after averaging 17.7 points per game on 49.0 percent shooting during the first four seasons of the deal.
- Guard **Josh Richardson** (2011-15) is in his ninth year in the NBA. Richardson averaged 10.2 points and shot 41.5 percent from 3-point range in 65 games last season. He then signed a two-year deal with the Miami Heat in the offseason.
- Forward **Grant Williams** (2016-19) averaged career highs in points (8.1), rebounds (4.6), assists (1.7) and minutes (25.9) per game in 2022-23, helping the Boston Celtics reach the Eastern Conference Finals for the third time in four years. He then signed a four-year deal with the Dallas Mavericks worth over \$53.3 million.
- Admiral Schofield** (2015-19) is a fifth-year pro who is his third season with the Orlando Magic organization, while **Jaden Springer** (2020-21) is in his third NBA season alongside Harris with the Philadelphia 76ers. **Julian Phillips** (2022-23) is a rookie with the Chicago Bulls and third-year pro **Keon Johnson** (2020-21) signed with the Brooklyn Nets during the first week of the NBA season.
- Aided by six Vols, tied for the fifth-most in the league, the SEC led all conferences with 92 players on opening-day NBA rosters. All but one of the 30 NBA teams had an SEC player on its roster to start the season. Additionally, the SEC had 10 players, including Phillips, selected in the 2023 NBA Draft to pace all leagues.

SUPERLATIVES

TENNESSEE'S RECORD WHEN...

Facing AP top-10 opponents.....	1-2
Facing AP top-25 opponents.....	3-3
Facing AP RV opponents.....	2-1
Facing teams over .500 on gameday.....	14-5
Facing teams under .500 on gameday.....	2-0
Facing teams at .500 on gameday (includes 0-0).....	1-0
Ranked in AP top 10.....	13-5
Ranked in AP top 25.....	17-5
Receiving AP votes.....	0-0
Both teams are in AP top 10.....	1-2
Both teams are in AP top 25.....	2-3

Going to overtime..... 0-0

Leading at halftime.....	15-1
Trailing at halftime.....	2-3
Tied at halftime.....	0-1
Leading by double digits at halftime.....	8-0
Trailing by double digits at halftime.....	0-2

Leading with 10:00 left in regulation.....	16-0
Trailing with 10:00 in regulation.....	1-5
Tied with 10:00 in regulation.....	0-0
Leading with 5:00 in regulation.....	16-0
Trailing with 5:00 in regulation.....	1-4
Tied with 5:00 in regulation.....	0-1
Leading with 2:00 in regulation.....	16-0
Trailing with 2:00 in regulation.....	1-5
Tied with 2:00 in regulation.....	0-0

Recording more rebounds.....	15-0
Opponent records more rebounds.....	2-4
Rebound total is the same.....	0-1
Recording 35 or more rebounds.....	15-2
Recording fewer than 35 rebounds.....	2-3
Recording more offensive rebounds.....	9-2
Opponent records more offensive rebounds.....	7-2
Offensive rebound total is the same.....	1-1
Recording 10 or more offensive rebounds.....	14-2
Recording fewer than 10 offensive rebounds.....	3-3

Recording more assists.....	16-1
Opponent records more assists.....	0-3
Assist total is the same.....	1-1
Recording 15 or more assists.....	13-0
Recording fewer than 15 assists.....	4-5

Committing fewer turnovers.....	9-4
Opponent commits fewer turnovers.....	5-1
Turnover total is the same.....	3-0
Committing fewer than 12 turnovers.....	11-3
Committing 12 or more turnovers.....	6-2

Recording a better assist/turnover ratio.....	15-4
Opponent records a better assist/turnover ratio.....	2-1
Assist/turnover ratio is the same.....	0-0
Recording assist/turnover ratio of 1.5 or better.....	12-2
Recording assist/turnover ratio below 1.5.....	5-3

Recording more steals.....	10-2
Opponent records more steals.....	5-1
Steal total is the same.....	2-2
Recording 10 or more steals.....	5-2
Recording fewer than 10 steals.....	11-3

Shooting better than opponent from the field.....	16-2
Opponent shoots better from the field.....	1-3
Shooting percentage from the field is the same.....	0-0
Shooting 50 percent or better from the field.....	4-1
Shooting 40-49.9 percent from the field.....	12-1
Shooting 30-39.9 percent from the field.....	1-2
Shooting under 30 percent from the field.....	0-0
Opponent shoots 50 percent or better from the field.....	0-2
Opponent shoots 40-49.9 percent from the field.....	7-1
Opponent shoots 30-39.9 percent from the field.....	7-2
Opponent shoots under 30 percent from the field.....	3-0

Making more 3-pointers.....	10-3
Opponent makes more 3-pointers.....	6-2
Made 3-pointer total is the same.....	1-0
Shooting 35 percent or better on 3-pointers.....	10-0
Shooting under 35 percent on 3-pointers.....	7-5

TENNESSEE'S RECORD WHEN...

Making more free throws.....	10-0
Opponent makes more free throws.....	6-5
Made free-throw total is the same.....	1-0
Recording more free-throw attempts.....	9-1
Opponent has more free-throw attempts.....	6-4
Attempted free-throw total is the same.....	2-0
Shooting 70 percent or better at the line.....	14-3
Shooting under 70 percent at the line.....	3-2

Scoring more points off turnovers.....	13-3
Opponent scores more points off turnovers.....	2-2
Points off turnovers total is the same.....	2-0
Scoring more paint points.....	14-2
Opponent scores more paint points.....	3-3
Paint point total is the same.....	0-0
Scoring more second-chance points.....	11-1
Opponent scores more second-chance points.....	5-3
Second-chance point total is the same.....	1-1
Scoring more fast-break points.....	10-4
Opponent scores more fast-break points.....	7-1
Fast-break point total is the same.....	0-0
Scoring more bench points.....	10-1
Opponent scores more bench points.....	7-4
Bench point total is the same.....	0-0

Five players score in double figures.....	2-0
Four players score in double figures.....	6-1
Three players score in double figures.....	7-1
Two players score in double figures.....	1-3
One or zero players score in double figures.....	1-0

Scoring under 50 points.....	0-0
Scoring between 50-59 points.....	0-1
Scoring between 60-69 points.....	1-2
Scoring between 70-79 points.....	4-1
Scoring between 80-89 points.....	9-0
Scoring between 90-99 points.....	2-1
Scoring 100 or more points.....	1-0

Opponent scores under 50 points.....	2-0
Opponent scores between 50-59 points.....	3-0
Opponent scores between 60-69 points.....	6-2
Opponent scores between 70-79 points.....	5-2
Opponent scores between 80-89 points.....	0-0
Opponent scores between 90-99 points.....	1-0
Opponent scores 100 or more points.....	0-1

Being the first team to score 10 points.....	15-2
Being the first team to score 20 points.....	16-2
Being the first team to score 30 points.....	16-0
Being the first team to score 40 points.....	15-1
Being the first team to score 50 points.....	16-0
Being the first team to score 60 points.....	16-0
Being the first team to score 70 points.....	15-0
Being the first team to score 80 points.....	12-0
Being the first team to score 90 points.....	3-0
Being the first team to score 100 points.....	1-0

Tippling off in morning (before noon local time).....	1-1
Tippling off in afternoon (12-4:59 p.m. local time).....	2-1
Tippling off in evening (5 p.m. or later local time).....	14-3

In November.....	4-3
In December.....	5-0
In January.....	6-2
In February.....	2-0
In March.....	0-0

On Weekdays.....	10-5
On Weekends.....	7-0
On Monday.....	2-0
On Tuesday.....	5-2
On Wednesday.....	1-3
On Thursday.....	1-0
On Friday.....	1-0
On Saturday.....	7-0
On Sunday.....	0-0

In white uniforms.....	11-0
In cream uniforms.....	1-1
In orange uniforms.....	5-4

MARGIN OF VICTORY/DEFEAT

	1	2	3	4	5	6	7	8	9
Wins	-	-	-	-	-	1	1	-	1
Losses	-	-	-	2	1	-	-	1	1
	10	11-15	16-19	20-24	25-29	30+			
Wins	1	2	4	4	1	2			
Losses	-	-	-	-	-	-			

ATTENDANCE SUMMARY

	GP	TOT	AVG	HI	LOW
Home	12	225,864	18,822	21,932	16,013
Away	6	90,843	15,141	20,756	8,160
Neutral	4	17,740	5,086	5,257	2,481
Total	22	334,447	15,202	21,932	2,481

LARGEST/smallest POINT TOTALS

Most First-Half Points
Tennessee: 50, vs. LSU, 2/7/24
 50, vs. Alabama, 1/20/24
Opponent: 61, at North Carolina, 11/29/23
UT Player: Dalton Knecht, 22, vs. Florida, 1/16/24
Opp. Player: Rob Dillingham, 17, at Kentucky, 2/3/24
 Foster Loyer, 17, vs. Purdue in Honolulu, 11/21/23

Fewest First-Half Points
Tennessee: 22, at Mississippi State, 1/10/24
Opponent: 12, vs. Tennessee Tech, 11/6/23

Most Second-Half Points
Tennessee: 57, at Kentucky, 2/3/24
Opponent: 50, at Kentucky, 2/3/24
UT Player: Dalton Knecht, 26, at Mississippi State, 1/10/24
Opp. Player: Rob Dillingham, 18, at Kentucky, 2/3/24

Fewest Second-Half Points
Tennessee: 25, vs. Kansas in Honolulu, 11/22/23
 25, vs. Georgia Southern, 12/12/23
Opponent: 21, vs. Tarleton State, 12/21/23

Largest Halftime Lead
Tennessee: 29 (41-12), vs. Tennessee Tech, 11/6/23
Opponent: 22 (61-39), at North Carolina, 11/29/23

Largest Halftime Deficit Overcome in a Victory
Tennessee: 5 (35-30), at Vanderbilt, 1/27/24
Opponent: 1 (31-30), vs. Purdue in Honolulu, 11/21/23

Largest Comeback in a Victory
Tennessee: 11 (75-64 in 2H), at Georgia, 1/13/24
Opponent: 9 (20-11 in 1H), vs. Purdue in Honolulu, 11/21/23

Largest Margin of Victory
Tennessee: 38 (80-42), vs. Tennessee Tech, 11/6/23
Opponent: 9 (69-60), vs. Kansas in Honolulu, 11/22/23

TEAM STREAKS

Overall: Won 2
Home: Won 1
Away: Won 3
Neutral: Won 1

SEC: Won 2
SEC Home: Won 1
SEC Away: Won 3

Non-Con: Won 6
Non-Con Home: Won 28
Non-Con Away: Lost 1
Non-Con Neutral: Won 1

vs. AP Top Five: Lost 2
vs. AP Top 10: Won 1
vs. AP Top 25: Won 3
vs. Unranked: Won 1

Overtime: Won 2

Up at Half: Won 11
Down at Half: Lost 1
Tied at Half: Lost 2
Up w/10m in Reg: Won 16
Down w/10m in Reg: Lost 1
Up w/5m in Reg: Won 19
Down w/5m in Reg: Lost 1
Up w/2m in Reg: Won 20
Down w/2m in Reg: Lost 1

More Rebounds: Won 17
Fewer Rebounds: Won 1
More Off. Rebs.: Won 3
Fewer Off. Rebs.: Won 5

More Assists: Won 13
Fewer Assists: Lost 8

Fewer TOs: Won 2
More TOs: Won 3

Better A/T Ratio: Won 2
Worse A/T Ratio: Won 1

More Steals: Won 4
Fewer Steals: Won 5

TEAM STREAKS

Better FG%: Won 1
Worse FG%: Won 1
More 3PM: Won 8
Fewer 3Ps: Lost 1
Better 3P%: Won 13
Worse 3P%: Won 1

More FTM: Won 12
Fewer FTM: Lost 1
More FTA: Won 1
Fewer FTA: Won 2
Better FT%: Won 5
Worse FT%: Lost 1

4+ Score 10+: Won 7
3 Score 10+: Won 4
2 Score 10+: Lost 1
0-1 Score 10+: Won 1

Scoring <50: Won 1
Scoring 50+: Won 2
Scoring <60: Lost 2
Scoring 60+: Won 6
Scoring <70: Lost 1
Scoring 70+: Won 6
Scoring <80: Lost 1
Scoring 80+: Won 10
Scoring <90: Lost 1
Scoring 90+: Won 3

Allowing <50: Won 37
Allowing 50+: Won 2
Allowing <60: Won 30
Allowing 60+: Won 2
Allowing <70: Won 1
Allowing 70+: Won 3
Allowing <80: Won 1
Allowing 80+: Won 1
Allowing <90: Won 1
Allowing 90+: Won 1

Morning Tip-off: Lost 1
Afternoon Tip-off: Won 2
Evening Tip-off: Won 2

Weekdays: Won 1
Weekends: Won 8

THE LAST TIME...

LAST TIME A TENNESSEE PLAYER...

Scored 40+ Points: Grant Williams (43), at Vanderbilt, 1/23/19
Scored 35+ Points: Dalton Knecht (39), vs. Florida, 1/16/24
Scored 30+ Points: Dalton Knecht (31), vs. South Carolina, 1/30/24
Scored 25+ Points: Dalton Knecht (27), vs. LSU, 2/7/24

Scored 35+ Points in Back-to-Back Games: Dalton Knecht, 36 at Georgia (1/13/24) and 39 vs. Florida (1/16/24)
Scored 30+ Points in Back-to-Back Games: Dalton Knecht, 32 at Vanderbilt (1/27/24) and 31 vs. South Carolina (1/30/24)
Scored 25+ Points in Three-Plus Straight Games: Dalton Knecht (six), 28 at Mississippi State (1/10/24), 36 at Georgia (1/13/24), 39 vs. Florida (1/16/24), 25 vs. Alabama (1/20/24), 32 at Vanderbilt (1/27/24) and 31 vs. South Carolina (1/30/24)

Scored 20+ Points in Seven Straight Games: Kevin Punter Jr., 24 vs. Gardner-Webb (11/22/15), 26 vs. Army West Point (11/24/15), 24 vs. George Washington (12/27/15), 23 vs. Nebraska (1/28/15), 27 at Butler (12/12/15), 24 vs. Florida Atlantic (12/16/15) and 23 vs. Gonzaga (12/19/15)
Had 20+ Rebounds: Jeronne Maymon (20), vs. Memphis, 11/22/11
Had 15+ Rebounds: Jonas Aidoo (15), at Georgia, 1/13/24
Had 10+ Off. Rebounds: Jeronne Maymon (10), vs. NC State, 12/18/13
Had 7+ Off. Rebounds: Jonas Aidoo (7), at Georgia, 1/13/24

Made 15+ FGs: Dyrone Nix (15-19), vs. Tennessee Tech, 11/25/88
Made 12+ FGs: Dalton Knecht (13-23), vs. Florida, 1/16/24
Made 10+ FGs: Dalton Knecht (11-24), vs. South Carolina, 1/30/24
Took 25+ FGs: Allan Houston (14-27), vs. LSU, 2/10/90
Took 20+ FGs: Dalton Knecht (11-24), vs. South Carolina, 1/30/24

Made 12+ FGs in Back-to-Back Games: Dalton Knecht, 12-20 at Georgia (1/13/24) and 13-23 vs. Florida (1/16/24)
Made 10+ FGs in Back-to-Back Games: Dalton Knecht, 13-21 at Vanderbilt (1/27/24) and 11-24 vs. South Carolina (1/30/24)
Made 10+ FGs in Three-Plus Straight Games: Dalton Knecht, 10-18 at Mississippi State (1/10/24), 12-20 at Georgia (1/13/24) and 13-23 vs. Florida (1/16/23)

Took 20+ FGs in Two-Plus Straight Games: Dalton Knecht (five), 12-20 at Georgia (1/13/24), 13-23 vs. Florida (1/16/23), 8-20 vs. Alabama (1/20/24), 13-21 at Vanderbilt (1/27/24) and 11-24 vs. South Carolina (1/30/24)

Made 8+ 3Ps: Jordan McRae (8-11), at Georgia, 3/2/13
Made 7+ 3Ps: Victor Bailey Jr. (7-10), vs. South Carolina, 2/17/21
Made 6+ 3Ps: Santiago Vescovi (6-8), vs. Longwood in NCAA Tournament (Indianapolis), 3/17/22
Made 5+ 3Ps Without a Miss: Santiago Vescovi (5-5), vs. Austin Peay, 12/21/22
Took 15+ 3Ps: Chris Lofton (6-15), at Vanderbilt, 2/16/08
Took 10+ 3Ps: Zakai Zeigler (4-11), vs. Ole Miss, 1/2/24

Made 20+ FTs: Grant Williams (23-23), at Vanderbilt, 1/23/19
Made 15+ FTs: Grant Williams (23-23), at Vanderbilt, 1/23/19
Made 10+ FTs: Julian Phillips (10-12), vs. USC in Battle 4 Atlantis (Paradise Island, Bahamas), 11/24/22
Made 10+ FTs Without a Miss: Jaden Springer (10-10), at Vanderbilt, 2/24/21
Took 20+ FTs: Grant Williams (23-23), at Vanderbilt, 1/23/19
Took 15+ FTs: Grant Williams (23-23), at Vanderbilt, 1/23/19

Made 8+ FTs Without a Miss in Back-to-Back Games: Dalton Knecht, 9-9 vs. Florida (1/16/24) and 8-8 vs. Alabama (1/20/24)
Had 15+ Assists: Fred Jenkins (15), vs. Georgia, 2/28/87
Had 12+ Assists: Zakai Zeigler (13), at Kentucky, 2/3/24
Had 10+ Assists: Zakai Zeigler (13), at Kentucky, 2/3/24
Had 7+ Assists with No TOs: Zakai Zeigler (8), vs. Alabama, 2/15/23

Had 7+ Steals: Kennedy Chandler (7), vs. Presbyterian, 11/30/21
Had 6+ Steals: Kennedy Chandler (7), vs. Presbyterian, 11/30/21
Had 5+ Steals: Zakai Zeigler (5), vs. LSU, 2/7/24
Had 7+ Blocks: Yves Pons (9), vs. Florida in SEC Tournament (Nashville, Tenn.), 3/12/21 (UT single-game record)
Had 5+ Blocks: Jonas Aidoo (5), at Georgia, 1/13/24

Played Every Second: Zakai Zeigler (40:00), at Mississippi State, 1/14/23
Converted 4-Point Play: Santiago Vescovi, vs. Auburn, 2/4/23
Scored at Buzzer To Force Overtime: Robert Hubbs III, at Vanderbilt, 2/11/15 (driving layup as time expired to tie it at 67 [UT won, 76-73, in OT])
Scored in Closing Seconds to Force Overtime: Josiah-Jordan James, vs. Texas Tech in Jimmy V Classic (New York), 12/7/21 (transition 3-pointer with 31 seconds left in regulation to tie it at 44 [UT lost, 57-52, in OT])
Scored at Buzzer to Win: Lamonté Turner, vs. VCU in Emerald Coast Classic (Niceville, Fla.), 11/30/19 (corner 3-pointer off inbound pass from Josiah-Jordan James to win, 72-69)
Scored in Closing Seconds to Win: Grant Williams, at Ole Miss, 2/27/19 (driving layup with three seconds left to win, 73-71)
Scored 20+ Points in First Half: Dalton Knecht (22 of his 39), vs. Florida, 1/16/23
Scored 20+ Points in Second Half: Dalton Knecht (21 of his 32), at Vanderbilt, 1/27/24
Scored 20+ in a Half in Two-Plus Straight Games: Dalton Knecht (three), 26 in 2H at Mississippi State (1/10/24), 20 in 2H at Georgia (1/13/24) and 22 in 1H vs. Florida (1/16/24)
Scored 15+ in a Half in Five-Plus Straight Halves: Dalton Knecht (six), 26 in 2H at Mississippi State (1/10/24), 16 in 1H & 20 in 2H at Georgia (1/13/24), 22 in 1H & 17 in 2H vs. Florida (1/16/24) and 17 in 1H vs. Alabama (1/20/24)
Scored 10+ in Both Halves of Back-to-Back Games: Dalton Knecht, 11 & 21 at Vanderbilt (1/27/24) and 13 & 18 vs. South Carolina (1/30/24)

Had a 4x5 Game: Armani Moore (6 pts, 6 reb, 5 ast, 5 blk), vs. Texas A&M, 1/9/16
Had a PTS/AST Double-Double: Zakai Zeigler (17 pts, 10 ast), vs. Ole Miss, 1/6/24
Had a PTS/REB Double-Double: Jonas Aidoo (11 pts, 11 reb), at Kentucky, 2/3/24
Had A Triple-Double: Tyler Smith (12 pts, 10 reb, 10 ast), vs. UNC Asheville, 12/3/08 (only triple-double in UT history)

LAST TIME TENNESSEE...

Won by 50+ Points: 94-40 (+54), vs. Alcorn State, 12/4/22
Won by 40+ Points: 80-42 (+38), vs. Tennessee Tech, 11/6/23
Won by 30+ Points: 87-50 (+37), vs. Norfolk State, 1/2/24
Won by 25+ Points: 90-64 (+26), vs. Ole Miss, 1/6/24

Won in OT: 73-66 (OT), vs. USC in Battle 4 Atlantis (Paradise Island, Bahamas), 11/24/22
Won in Multiple OTs: 93-85 (4OT), at Texas A&M, 2/23/13
Lost in OT: 57-52, vs. Texas Tech in Jimmy V Classic (New York), 12/7/21
Lost in Multiple OTs: 99-97 (2OT), vs. Memphis in Maui Invitational (Maui, Hawaii), 11/22/11

Beat an AP Top-Five Team: 68-59, vs. #1 Alabama, 2/15/23
Beat an AP Top-10 Team: 103-92, at #10 Kentucky, 2/3/24
Beat an AP Top-25 Team: 103-92, at #10 Kentucky, 2/3/24
Beat an AP Top-25 Team by 20+ Points: 90-64 (+26), vs. #22 Ole Miss, 1/6/24

Lost to an AP Top-Five Team: 69-60, vs. No. 1 Kansas in Maui Invitational (Honolulu), 11/22/23
Lost to an AP Top-10 Team: 69-60, vs. No. 1 Kansas in Maui Invitational (Honolulu), 11/22/23
Lost to an AP Top-25 Team: 100-92, at North Carolina, 11/29/23
Lost to an Unranked Team: 63-59, vs. South Carolina, 1/30/24

Scored 110+ Points: 124, vs. UNC Asheville, 11/17/09
Scored 105+ Points: 106, vs. Arkansas, 1/15/19
Scored 100+ Points: 103, at Kentucky, 2/3/24
Scored 95+ Points: 103, at Kentucky, 2/3/24
Scored 90+ Points: 103, at Kentucky, 2/3/24
Allowed 100+ Points: 100, at North Carolina, 11/29/23
Allowed 90+ Points: 92, at Kentucky, 2/3/24
Allowed Under 50 Points: 46 vs. Tarleton State, 12/21/23

Never Traded: vs. LSU, 2/7/24
Led Wire to Wire: vs. LSU, 2/7/24
Never Led: at North Carolina, 11/29/23
Traded Wire to Wire: at North Carolina, 11/29/23

Never Traded in Three Straight Games: vs. Tennessee Tech (11/6/23), at Wisconsin (11/10/23) and vs. Wofford (11/14/23)
Led Wire to Wire in Back-to-Back Games: at Kentucky (2/3/24) and vs. LSU (2/7/24)

Faced 25-Point Deficit: 107-79, final score at Kentucky, 1/15/22
Faced 20-Point Deficit: 76-52, at North Carolina, 1/29/23 (lost, 100-92)
Faced 15-Point Deficit: 35-20, at Mississippi State, 1/10/24 (lost, 77-72)

Overcame 20-Point Deficit to Win: 84-77 (trailed 34-13 in 1H), vs. Kentucky, 2/2/16
Overcame 15-Point Deficit to Win: 81-73 (trailed 48-31 in 2H), at Kentucky, 3/2/20
Overcame 10-Point Deficit to Win: 85-79 (trailed 75-64 in 2H), at Georgia, 1/13/24

Overcame 15-Point Halftime Deficit to Win: 111-105 in OT (trailed 50-35 at HT), vs. Texas, 12/23/06
Overcame a 10-Point Halftime Deficit to Win: 81-73 (trailed 42-31 at HT), at Kentucky, 3/3/20

Won When Down at Halftime: 75-62 (trailed 35-30), at Vanderbilt, 1/27/24
Won When Tied at Halftime: 68-59 (tied 29-29), vs. Alabama, 2/15/23
Lost When Up at Halftime: 71-67 (led 31-30), vs. No. 2 Purdue in Maui Invitational (Honolulu), 11/21/23

Had 55+ Rebounds: 58, vs. UT Martin, 11/18/08
Had 50+ Rebounds: 56, vs. Eastern Kentucky, 12/7/22
Had 45+ Rebounds: 46, at Georgia, 1/13/24
Had 20+ Offensive Rebounds: 20, vs. Maryland in Hall of Fame Invitational (Brooklyn, N.Y.), 12/11/22
Had 15+ Offensive Rebounds: 18, at Kentucky, 2/3/24

Shot 60+ Percent on FGs: 36-52 (69.2), vs. Mississippi State, 1/3/23
Shot 55+ Percent on FGs: 31-56 (55.4), vs. LSU, 2/7/24
Shot Under 30 Percent on FGs: 17-63 (27.0), vs. Auburn, 2/4/23

Made 40+ FGs: 42-72, vs. Tennessee Tech, 12/18/20
Made 35+ FGs: 36-74, at Kentucky, 2/3/24
Took 90+ FGs: 38-91, vs. LSU, 2/10/90
Took 80+ FGs: 29-80, vs. Purdue in Battle 4 Atlantis (Paradise Island, Bahamas), 11/22/17
Took 70+ FGs: 36-74, at Kentucky, 2/3/24

Shot 70+ Percent on 3Ps: 5-7 (71.4), vs. Kansas, 1/30/21
Shot 60+ Percent on 3Ps: 12-18 (66.7), vs. Arkansas, 3/5/22
Shot 55+ Percent on 3Ps: 12-21 (57.1), vs. Mississippi State, 1/3/23
Made 15+ 3Ps: 17-40, vs. UT Martin, 11/9/21 (UT single-game record)
Made 10+ 3Ps: 11-24, vs. LSU, 2/7/24

Made 10+ 3Ps in Back-to-Back Games: 12-30 at Kentucky (2/3/24) and 11-24 vs. LSU (2/7/24)

Took 40+ 3Ps: 17-40, vs. UT Martin, 11/9/21
Took 35+ 3Ps: 10-37, vs. Colorado (in Nashville, Tenn.), 11/13/22
Took 30+ 3Ps: 12-30, at Kentucky, 2/3/24

Made 40/45+ FTs: 45-60, vs. George Washington in Rainbow Classic (Honolulu, Hawaii), 12/28/00
Made 35+ FTs: 35-39, vs. Arkansas, 1/15/19
Made 30+ FTs: 31-41, vs. Eastern Kentucky, 12/7/22
Did Not Miss a FT (no min.): 10-10, vs. Tennessee Tech, 11/6/23

Took 55+ FTs: 45-60, vs. George Washington in Rainbow Classic (Honolulu, Hawaii), 12/28/00
Took 45+ FTs: 39-46, at Memphis, 12/15/18
Took 40+ FTs: 31-41, vs. Eastern Kentucky, 12/7/22

Had 30+ Assists: 30, vs. Tusculum, 1/4/14
Had 25+ Assists: 25, vs. Ole Miss, 1/6/24
Had 20+ Assists: 23, vs. LSU, 2/7/24

Had 20+ Assists Back-to-Back Games: 22 at Kentucky (2/3/24) and 23 vs. LSU (2/7/24)

Had 20+ Steals: 21, vs. North Carolina A&T, 12/23/09
Had 15+ Steals: 15, vs. Alabama, 1/20/24
Had 10+ Steals: 13, vs. LSU, 2/7/24

Had 15+ Blocks: 15, vs. Pittsburgh, 12/6/98 (UT single-game record)
Had 12+ Blocks: 12, vs. Tennessee Tech, 12/29/18
Had 10+ Blocks: 11, vs. Florida in SEC Tournament (Nashville, Tenn.), 3/12/21

Scored 60+ Points in Half: 62 (2H), vs. East Carolina, 11/20/09
Scored 50+ Points in Half: 50 (1H), vs. LSU, 2/7/24
Scored Under 20 Points in Half: 19 (1H), vs. Ole Miss, 1/5/22
Allowed Under 20 Points in Half: 18 (1H), vs. Norfolk State, 1/2/24

Shot 60+ Percent on FGs in Both Halves: 63.0 (17-27) in 1H and 76.0 (19-25) in 2H, vs. Mississippi State, 1/3/23
Shot 50+ Percent on FGs in Both Halves: 58.1 (18-31) in 1H and 52.0 (13-25) in 2H, vs. LSU, 2/7/24
Shot 70+ Percent on FGs in a Half: 76.0 (19-25) in 2H, vs. Mississippi State, 1/3/23
Shot 60+ Percent on FGs in a Half: 60.0 (18-30) in 1H, vs. Florida, 1/16/24

Shot Under 30 Percent on FGs in Both Halves: 29.4 (10-34) in 1H and 24.1 (7-29) in 2H, vs. Auburn, 2/4/23
Shot Under 30 Percent on FGs in a Half: 21.4 (6-28) in 2H, vs. Tarleton State, 12/21/23

Did Not Make A 3-Pointer: 0-8, vs. Duke in Maui Invitational (Maui, Hawaii), 11/21/11
Active 3-point streak: 422 games (through Feb. 7, 2024)

Played Half Without Committing Turnover: 2H vs. George Washington in Rainbow Classic (Honolulu), 12/28/00

Had Two Players with Double-Doubles: Jonas Aidoo (11 pts, 11 reb) and Zakai Zeigler (26 pts, 13 ast), at Kentucky, 2/3/24
Had Two Players with 10+ Rebounds: Josiah-Jordan James (12) and Jonas Aidoo (11), vs. Syracuse in Maui Invitational (Honolulu), 11/20/23
Had Three Players with 3+ Steals: Dalton Knecht (3), Santiago Vescovi (3), Zakai Zeigler (3), at Mississippi State, 1/10/24

Had Six Players Score in Double Figures: Olivier Nkamhoua (20), Julian Phillips (18), Jahmaï Mashack (13), Uros Plavsic (12), Tyreke Key (11), Zakai Zeigler (10), vs. Alcorn State, 12/4/22
Had Seven Players Score in Double Figures: Vincent Yarbrough (18), Charles Hathaway (12), Harris Walker (12), Marcus Haislip (12), Isaiah Victor (11), Tony Harris (11), Terrence Woods (11), vs. East Tennessee State, 11/19/00

Had Three Players Score 20+ Points: Jordan McRae (21), Josh Richardson (20), Jarnell Stokes (20), vs. Virginia, 12/30/13
Had Two Players Score 20+/25+ Points: Josiah-Jordan James (26) and Zakai Zeigler (26), at Kentucky, 2/3/24
Allowed Three Opposing 20-Point Scorers: R.J. Davis (27), Armando Bacot (22), Harrison Ingram (20), at North Carolina, 11/29/23

Did Not Have Player Score in Double Figures: vs. Wisconsin, 12/28/19
Active 10+ scorer streak: 139 games (through Feb. 7, 2024)
Did Not Allow Double-Figure Scorer: vs. McNeese State, 11/30/22

Had Player Called for a Technical Foul: Tobe Awaka and Justin Gainey, at Kentucky, 2/3/24
Had Player Ejected: Yemi Makanjolu (type-2 flagrant foul), at Vanderbilt, 1/24/12
Had Head Coach Called for Technical Foul: Rick Barnes, at Vanderbilt, 1/27/24
Had Head Coach Ejected: Bruce Pearl, vs. College of Charleston, 12/31/10
Opposing Player Ejected: Omar Payne, vs. Florida in SEC Tournament (Nashville, Tenn.), 3/12/21
Opposing Head Coach Ejected: Mark Fox, vs. Georgia, 2/4/12

SEC LEADERBOARDS (THROUGH 2/7/24)

SEC ALL-TIME CAREER LEADERS

3-POINTERS MADE

1	431	Chris Lofton	128 GP	Tennessee; 2004-08
2	382	Bryce Brown	131 GP	Auburn; 2015-19
3	367	Shan Foster	132 GP	Vanderbilt; 2004-08
4	366	Pat Bradley	132 GP	Arkansas; 1995-99
5	346	Allan Houston	128 GP	Tennessee; 1989-93
6	334	Chris Warren	115 GP	Ole Miss; 2007-11
7	333	Kenny Boynton	145 GP	Florida; 2009-13
8	314	Santiago Vescovi	136 GP	Tennessee; 2019-24
9	311	John Petty	131 GP	Alabama; 2017-21
10	306	John Jenkins	98 GP	Vanderbilt; 2009-12

3-POINTERS ATTEMPTED

1	1021	Chris Lofton	128 GP	Tennessee; 2004-08
2	978	Kenny Boynton	145 GP	Florida; 2009-13
3	975	Bryce Brown	131 GP	Auburn; 2015-19
4	915	Pat Bradley	132 GP	Arkansas; 1995-99
5	900	Chris Warren	115 GP	Ole Miss; 2007-11
6	872	Shan Foster	132 GP	Vanderbilt; 2004-08
7	832	Santiago Vescovi	136 GP	Tennessee; 2019-24
8	817	Allan Houston	128 GP	Tennessee; 1989-93
9	814	John Petty	131 GP	Alabama; 2017-21
10	779	Barry Stewart	141 GP	Mississippi State; 2006-10

SEC ACTIVE CAREER LEADERS

POINTS

1	2117	Antonio Reeves	Kentucky; 2019-24
2	1820	Johni Broome	Auburn; 2020-24
3	1806	Mark Sears	Alabama; 2020-24
4	1766	Aaron Estrada	Alabama; 2019-24
5	1708	Ezra Manjon	Vanderbilt; 2019-24
6	1686	Tyrece Radford	Texas A&M; 2019-24
7	1657	Tre Mitchell	Kentucky; 2019-24
8	1605	Zyon Pullin	Florida; 2019-24
9	1545	B.J. Mack	South Carolina; 2019-24
10	1517	Jordan Wright	LSU; 2019-24
11	1510	Tolu Smith III	Mississippi State; 2018-19,2020-24
12	1488	Santiago Vescovi	Tennessee; 2019-24
13	1478	Noah Carter	Missouri; 2019-24
14	1462	Nick Honor	Missouri; 2018-19,2020-24
15	1404	Dalton Knecht	Tennessee; 2021-24

POINTS PER GAME (min. 15 GP)

1	15.78	Dalton Knecht	Tennessee; 2021-24
2	15.48	Rob Dillingham	Kentucky; 2023-24
3	15.31	Mark Sears	Alabama; 2020-24
4	15.17	Johni Broome	Auburn; 2020-24
5	14.78	Josh Hubbard	Mississippi State; 2023-24
6	14.60	Antonio Reeves	Kentucky; 2019-24
7	14.36	Aaron Estrada	Alabama; 2019-24
8	13.77	Denver Jones	Auburn; 2021-24
9	13.75	Wade Taylor IV	Texas A&M; 2021-24
10	13.47	Tre Mitchell	Kentucky; 2019-24
11	13.04	Ezra Manjon	Vanderbilt; 2019-24
12	13.02	Walter Clayton Jr.	Florida; 2021-24
13	12.77	Jordan Gainey	Tennessee; 2021-24
14	12.54	Zyon Pullin	Florida; 2019-24
15	12.17	Khalif Battle	Arkansas; 2019-24

FIELD GOALS MADE PER GAME (min. 15 GP)

1	6.26	Johni Broome	Auburn; 2020-24
2	5.67	Rob Dillingham	Kentucky; 2023-24
3	5.53	Dalton Knecht	Tennessee; 2021-24
4	5.46	Aaron Estrada	Alabama; 2019-24
5	5.17	Antonio Reeves	Kentucky; 2019-24
6	4.92	Ezra Manjon	Vanderbilt; 2019-24
7	4.89	Tre Mitchell	Kentucky; 2019-24
8	4.75	Mark Sears	Alabama; 2020-24
9	4.67	D.J. Wagner	Kentucky; 2023-24
10	4.62	Noah Thomasson	Georgia; 2019-20,2021-24

FIELD-GOAL PERCENTAGE (min. 75 FGA)

1	73.6	Nick Pringle	Alabama; 2022-24
2	71.1	Mohamed Wague	Alabama; 2022-24
3	70.5	Dylan Cardwell	Auburn; 2020-24
4	67.1	Micah Handlogten	Florida; 2022-24
5	67.0	Jamarion Sharp	Ole Miss; 2021-24
6	61.2	Hunter Dean	LSU; 2019-24
7	61.1	Aidan Shaw	Missouri; 2022-24
8	59.0	Tobe Awaka	Tennessee; 2022-24
9	57.8	Tolu Smith III	Mississippi State; 2018-19,2020-24
10	56.9	Moussa Cisse	Ole Miss; 2020-24

3-POINTERS MADE

1	314	Santiago Vescovi	Tennessee; 2019-24
2	282	Antonio Reeves	Kentucky; 2019-24
3	254	Nick Honor	Missouri; 2018-19,2020-24
4	223	Jeremiah Davenport	Arkansas; 2019-24
5	209	Myles Stute	South Carolina; 2020-24
6	194	Matthew Murrell	Ole Miss; 2020-24
7	193	Mark Sears	Alabama; 2020-24
8	192	Caleb Grill	Missouri; 2019-24
9	186	Aaron Estrada	Alabama; 2019-24
10	185	Ta'Lon Cooper	South Carolina; 2019-24
11	181	Josiah James	Tennessee; 2019-24
12	177	Wade Taylor IV	Texas A&M; 2021-24
13	175	Evan Taylor	Vanderbilt; 2019-24
14	174	Jordan Gainey	Tennessee; 2021-24
15	170	Dalton Knecht	Tennessee; 2021-24

3-POINTERS MADE PER GAME (min. 15 GP)

1	2.70	Josh Hubbard	Mississippi State; 2023-24
2	2.32	Reed Sheppard	Kentucky; 2023-24
3	2.31	Santiago Vescovi	Tennessee; 2019-24
4	2.02	Jordan Gainey	Tennessee; 2023-24
5	2.00	Rob Dillingham	Kentucky; 2023-24
6	1.94	Antonio Reeves	Kentucky; 2019-24
7	1.91	Dalton Knecht	Tennessee; 2021-24
8	1.88	Myles Stute	South Carolina; 2020-24
9	1.87	Aden Holloway	Auburn; 2023-24
10	1.83	Khalif Battle	Arkansas; 2019-24

3-POINT PERCENTAGE (min. 50 3PA)

1	53.7	Reed Sheppard	Kentucky; 2023-24
2	44.1	Sam Walters	Alabama; 2023-24
3	43.3	Rob Dillingham	Kentucky; 2023-24
4	40.5	Tre Donaldson	Auburn; 2022-24
5	40.0	Chad Baker-Mazara	Auburn; 2023-24
6	39.1	Walter Clayton Jr.	Florida; 2021-24
7	38.9	Evan Taylor	Vanderbilt; 2019-24
8	38.8	Ta'Lon Cooper	South Carolina; 2019-24
9	38.7	Jordan Gainey	Tennessee; 2023-24
10	38.6	Myles Stute	South Carolina; 2020-24

FREE THROWS MADE PER GAME (min. 15 GP)

1	4.16	Mark Sears	Alabama; 2020-24
2	3.64	Wade Taylor IV	Texas A&M; 2021-24
3	3.52	Silas Demary Jr.	Georgia; 2023-24
4	3.48	Denver Jones	Auburn; 2021-24
5	3.03	Tolu Smith III	Mississippi State; 2018-19,2020-24
6	2.98	Zyon Pullin	Florida; 2019-24
7	2.870	Josh Hubbard	Mississippi State; 2023-24
8	2.867	Khalif Battle	Arkansas; 2019-24
9	2.81	Dalton Knecht	Tennessee; 2021-24
10	2.79	Ezra Manjon	Vanderbilt; 2019-24

FREE THROWS ATTEMPTED PER GAME (min. 15 GP)

1	5.03	Tolu Smith III	Mississippi State; 2018-19,2020-24
2	4.87	Silas Demary Jr.	Georgia; 2023-24
3	4.81	Mark Sears	Alabama; 2020-24
4	4.33	Wade Taylor IV	Texas A&M; 2021-24
5	3.99	Johni Broome	Auburn; 2020-24
6	3.98	Denver Jones	Auburn; 2021-24
7	3.84	K.D. Johnson	Auburn; 2020-24
8	3.82	Zyon Pullin	Florida; 2019-24
9	3.64	Justin Hill	Georgia; 2020-24
10	3.63	Dalton Knecht	Tennessee; 2021-24

REBOUNDS

1	1105	Johni Broome	Auburn; 2020-24
2	855	Tolu Smith III	Mississippi State; 2018-19,2020-24
3	833	Tyrece Radford	Texas A&M; 2019-24
4	757	Josiah James	Tennessee; 2019-24
5	757	Tre Mitchell	Kentucky; 2019-24
6	718	D.J. Jeffries	Mississippi State; 2019-24
7	704	Jordan Wright	LSU; 2019-24
8	698	Moussa Cisse	Ole Miss; 2020-24
9	692	Tyrese Samuel	Florida; 2019-24
10	677	Evan Taylor	Vanderbilt; 2019-24

REBOUNDS PER GAME (min. 15 GP)

1	9.21	Johni Broome	Auburn; 2020-24
2	8.75	Micah Handlogten	Florida; 2022-24
3	6.91	Alex Condon	Florida; 2023-24
4	6.72	Jamarion Sharp	Ole Miss; 2021-24
5	6.585	Moussa Cisse	Ole Miss; 2020-24
6	6.577	Tolu Smith III	Mississippi State; 2018-19,2020-24
7	6.15	Tre Mitchell	Kentucky; 2019-24
8	6.03	Jace Carter	Texas A&M; 2021-24

9	6.00	Grant Nelson	Alabama; 2020-24
10	5.87	Tyrece Radford	Texas A&M; 2019-24
11	5.82	Josiah James	Tennessee; 2019-24
12	5.77	Trevon Brazile	Arkansas; 2021-24

DEFENSIVE REBOUNDS

1	749	Johni Broome	Auburn; 2020-24
2	581	Tre Mitchell	Kentucky; 2019-24
3	580	Josiah James	Tennessee; 2019-24
4	576	D.J. Jeffries	Mississippi State; 2019-24
5	573	Evan Taylor	Vanderbilt; 2019-24
6	529	Tyrece Radford	Texas A&M; 2019-24
7	523	Jordan Wright	LSU; 2019-24
8	516	Tolu Smith III	Mississippi State; 2018-19,2020-24
9	509	Allen Flanigan	Ole Miss; 2019-24
10	474	Grant Nelson	Alabama; 2020-24
11	470	Santiago Vescovi	Tennessee; 2019-24
12	470	Aaron Estrada	Alabama; 2019-24
13	470	Zyon Pullin	Florida; 2019-24

ASSISTS

1	701	Ta'Lon Cooper	South Carolina; 2019-24
2	486	Zyon Pullin	Florida; 2019-24
3	482	Ezra Manjon	Vanderbilt; 2019-24
4	469	Ebrima Dibba	South Carolina; 2018-21,2023-24
5	439	Aaron Estrada	Alabama; 2019-24
6	427	Santiago Vescovi	Tennessee; 2019-24
7	419	Sean East II	Missouri; 2020-24
8	409	Mark Sears	Alabama; 2020-24
9	392	Justin Hill	Georgia; 2020-24
10	376	Zakai Zeigler	Tennessee; 2021-24

ASSISTS PER GAME (min. 15 GP)

1	5.10	Ebrima Dibba	South Carolina; 2018-21,2023-24
2	4.70	Ta'Lon Cooper	South Carolina; 2019-24
3	4.32	Zakai Zeigler	Tennessee; 2021-24
4	4.18	Reed Sheppard	Kentucky; 2023-24
5	4.10	Rob Dillingham	Kentucky; 2023-24
6	4.07	Dashawn Davis	Mississippi State; 2021-24
7	3.80	Zyon Pullin	Florida; 2019-24
8	3.74	Sean East II	Missouri; 2020-24
9	3.72	D.J. Wagner	Kentucky; 2023-24
10	3.68	Ezra Manjon	Vanderbilt; 2019-24
11	3.57	Aaron Estrada	Alabama; 2019-24
12	3.469	Justin Hill	Georgia; 2020-24
13	3.466	Mark Sears	Alabama; 2020-24
14	3.14	Santiago Vescovi	Tennessee; 2019-24
15	3.13	Wade Taylor IV	Texas A&M; 2021-24

STEALS

1	196	Santiago Vescovi	Tennessee; 2019-24
2	181	Jordan Wright	LSU; 2019-24
3	165	Hunter Dean	LSU; 2019-24
4	165	Cameron Matthews	Mississippi State; 2020-24
5	164	Shakeel Moore	Mississippi State; 2020-24
6	163	Josiah James	Tennessee; 2019-24
7	163	Mark Sears	Alabama; 2020-24
8	161	Nick Honor	Missouri; 2018-19,2020-24
9	160	Zakai Zeigler	Tennessee; 2021-24
10	160	K.D. Johnson	Auburn; 2020-24

STEALS PER GAME (min. 15 GP)

1	2.41	Reed Sheppard	Kentucky; 2023-24
2	1.84	Zakai Zeigler	Tennessee; 2021-24
3	1.67	Hunter Dean	LSU; 2019-24
4	1.63	Wade Taylor IV	Texas A&M; 2021-24
5	1.53	Dashawn Davis	Mississippi State; 2021-24
6	1.51	K.D. Johnson	Auburn; 2020-24
7	1.48	Anthony Robinson	Missouri; 2023-24
8	1.46	Shakeel Moore	Mississippi State; 2020-24
9	1.4419	Jordan Gainey	Tennessee; 2021-24
10	1.4412	Santiago Vescovi	Tennessee; 2019-24

OTHER TOP-15 TENNESSEE NOTABLES

- FGA: 11. Santiago Vescovi (1170)
- FGA/gm (min. 15 GP): 3. Dalton Knecht (11.78), 11. Jordan Gainey (10.45)
- 3PA: 1. Santiago Vescovi (832), 8. Josiah-Jordan James (553)
- 3PA/gm (min. 15 GP): 2. Santiago Vescovi (6.12), 5. Jordan Gainey (5.23), 9. Dalton Knecht (5.06)
- Off. Rebounds: 15. Josiah-Jordan James (177)
- Blocks: 13. Jonas Aidoo (96)
- 15. Josiah-Jordan James (94)
- BPG (min. 15 GP): 11. Jonas Aidoo (1.26)

TENNESSEE CAREER LEADERBOARDS

PLAYERS WITH 1,000 PTS, 500 REB & 250 AST
Allan Houston 1989-93 2801p 517r 460a
Josiah James 2021-24 1170p 757r 274a
Santiago Vescovi 2019-24 1488p 551r 427a
Vincent Yarbrough1998-2002 1737p 862r 293a

PLAYERS WITH 1,000 PTS, 500 REB & 400 AST
Allan Houston 1989-93 2801p 517r 460a
Santiago Vescovi 2019-24 1488p 551r 427a

NOTE: The only other Volunteers with even 1,000p/300r/300a are Fred Jenkins (1983-87), Lamonté Turner (2016-20), C.J. Watson (2002-06) and Brandon Wharton (1995-99)

PLAYERS WITH 1,000 PTS, 400 AST & 150 STL
Santiago Vescovi 2019-24 1488p 427a 196s
C.J. Watson 2002-06 1424p 577a 198s

NOTE: The only other Volunteers with even 1,000p/400a are Tony Harris (1997-2001) and Allan Houston (1989-93)

NOTE: The only other Volunteers with even 1,000p/300a/150s are Fred Jenkins (1983-87) and Brandon Wharton (1995-99)

POINTS
1 2801 Allan Houston 128 GP 1989-93
...18 1521 Jordan McCrae 114 GP 2010-14
19 1488 Santiago Vescovi 136 GP 2019-24
...43 1473 Paul Walther 91 GP 1944-45,46-49
44 1170 Josiah James 130 GP 2019-24

3-POINTERS MADE
1 431 Chris Lofton 128 GP 2004-08
2 346 Allan Houston 128 GP 1989-93
3 314 Santiago Vescovi 136 GP 2019-24
4 253 JaJuan Smith 126 GP 2004-08
5 240 Tony Harris 121 GP 1997-01
6 231 Brandon Wharton 115 GP 1995-99
7 209 Jon Higgins 124 GP 1999-2003
8 186 Jordan Bowden 132 GP 2016-20
9 184 Admiral Schofield 132 GP 2015-19
10 181 Josiah James 130 GP 2019-24

3-POINTERS ATTEMPTED
1 1021 Chris Lofton 128 GP 2004-08
2 832 Santiago Vescovi 136 GP 2019-24
3 817 Allan Houston 128 GP 1989-93
4 681 JaJuan Smith 126 GP 2004-08
5 665 Tony Harris 121 GP 1997-2001
6 578 Brandon Wharton 115 GP 1995-99
7 553 Josiah James 129 GP 2019-24
8 546 Jordan Bowden 132 GP 2016-20
9 526 Vincent Yarbrough 127 GP 1998-2002
10 525 Jon Higgins 124 GP 1999-2003

3-POINT PERCENTAGE (min. 200 3PA)
1 42.4 Allan Houston 346-817 1989-93
2 42.2 Chris Lofton 431-1021 2004-08
3 40.0 Brandon Wharton 231-578 1995-99
4 39.9 Greg Bell 171-429 1987-91
5 39.8 Jon Higgins 209-525 1999-03
6 39.6 C.J. Watson 165-417 2002-06
7 38.7 Admiral Schofield 184-476 2015-19
8 37.7 Santiago Vescovi 314-832 2019-24
9 37.3 Thaydeus Holden 82-220 2001-03
10 37.2 JaJuan Smith 253-681 2004-08

3-POINTERS MADE PER GAME (min. 50 3PM)
1 3.37 Chris Lofton 431 3P 128 GP 2004-08
2 2.70 Allan Houston 346 3P 128 GP 1989-93
3 2.31 Santiago Vescovi 314 3P 136 GP 2019-24
5 2.03 Scooter McFadgon 110 3P 54 GP 2003-05
6 2.008 Brandon Wharton 231 3P 115 GP 1995-99
6 2.007 JaJuan Smith 253 3P 126 GP 2004-08
7 1.98 Tony Harris 240 3P 121 GP 1997-2001
8 1.745 Greg Bell 101 3P 58 GP 1987-91
9 1.741 Kevin Punter Jr. 101 3P 58 GP 2014-16
10 1.69 Jon Higgins 209 3P 124 GP 1999-2003

REBOUNDS
1 1113 Gene Tormohlen 66 GP 1956-59
2 1004 Bernard King 76 GP 1974-77
3 944 Dyron Nix 113 GP 1985-89
4 937 Carl Widseth 88 GP 1952-56
5 930 Wayne Chism 142 GP 2006-10
6 920 Reggie Johnson 115 GP 1976-80
7 862 Vincent Yarbrough 127 GP 1998-2002
8 836 Jarnell Stokes 87 GP 2011-14
9 804 Rob Jones 130 GP 1982-86
10 799 Isiah Victor 125 GP 1997-2001
11 757 Josiah James 1230 GP 2019-24
12 750 Steve Hamer 104 GP 1992-96

OFFENSIVE REBOUNDS
1 337 Jarnell Stokes 87 GP 2011-14
...10 241 Jeronne Maymon 84 GP 2010-12,13-14
11 237 John Fulkerson 165 GP 2016-22
12 199 Armani Moore 128 GP 2012-16
199 Ron Slay 109 GP 1999-2003
14 196 Charles Hathaway 126 GP 1996-2001
15 180 Tyler Smith 82 GP 2007-10
16 177 Josiah James 130 GP 2019-24

ASSISTS
1 715 Johnny Darden 109 GP 1975-79
2 577 C.J. Watson 119 GP 2002-06
3 525 Rodney Woods 76 GP 1972-75
4 509 Tony Harris 121 GP 1997-01
5 491 Tyrone Beaman 121 GP 1980-84
6 460 Allan Houston 128 GP 1989-93
7 427 Santiago Vescovi 136 GP 2019-24
8 405 Jordan Bone 95 GP 2016-19
9 397 Michael Brooks 127 GP 1980-83,84-85
10 388 Fred Jenkins 110 GP 1983-87
11 386 Dane Bradshaw 124 GP 2003-07
12 376 Zakai Zeigler 87 GP 2021-24

ASSISTS PER GAME
1 6.91 Rodney Woods 525 AST 76 GP 1972-75
2 6.56 Johnny Darden 715 AST 109 GP 1975-79
3 5.11 LaMarcus Golden 291 AST 57 GP 1992-94
4 4.85 C.J. Watson 577 AST 119 GP 2002-06
5 4.74 Kennedy Chandler 161 AST 34 GP 2021-22
6 4.53 Clarence Swearngen 263 AST 58 GP 1987-89
7 4.32 Zakai Zeigler 376 AST 87 GP 2021-24
8 4.26 Jordan Bone 405 AST 95 GP 2016-19
9 4.21 Tony Harris 509 AST 121 GP 1997-01
10 4.06 Tyrone Beaman 491 AST 121 GP 1980-84

ASSIST/TURNOVER RATIO (min. 2.0 APG & 40 GP)
1 2.70 Jordan Bone 405/150 95 GP 2016-19
2 2.20 Jon Higgins 352/160 124 GP 1999-2003
3 2.144 Dane Bradshaw 386/180 124 GP 2003-07
4 2.142 Bobby Maze 227/106 71 GP 2008-10
5 2.11 Zakai Zeigler 376/178 87 GP 2021-24
6 1.91 Lamonté Turner 347/182 106 GP 2016-20
7 1.82 C.J. Watson 577/317 119 GP 2002-06
8 1.819 Shane Williams 191/105 56 GP 1994-96
9 1.78 Trae Golden 344/193 96 GP 2010-13
10 1.73 Santiago Vescovi 427/247 136 GP 2019-24
11 1.70 Tyler Smith 280/165 82 GP 2008-10
12 1.62 Clarence Swearngen 263/162 58 GP 1987-89

STEALS
1 211 Vincent Yarbrough 127 GP 1998-2002
2 198 C.J. Watson 119 GP 2002-06
3 196 Santiago Vescovi 136 GP 2019-24
4 193 Chris Lofton 128 GP 2004-08
5 183 JaJuan Smith 126 GP 2004-08
6 177 Fred Jenkins 110 GP 1983-87
7 173 Tyrone Beaman 121 GP 1980-84
8 163 Josiah James 130 GP 2019-24
9 162 Dane Bradshaw 124 GP 2003-07
10 160 Zakai Zeigler 87 GP 2021-24

STEALS PER GAME
1 2.42 LaMarcus Golden 138 STL 57 GP 1992-94
2 2.18 Kennedy Chandler 74 STL 34 GP 2021-22
3 2.09 Clarence Swearngen 121 STL 58 GP 1987-89
4 1.84 Zakai Zeigler 160 STL 87 GP 2021-24
5 1.664 C.J. Watson 198 STL 119 GP 2002-06
6 1.661 Vincent Yarbrough 211 STL 127 GP 1998-2002
7 1.61 Fred Jenkins 177 STL 110 GP 1983-87
8 1.52 Ed Gray 41 STL 27 GP 1993-94
9 1.51 Chris Lofton 193 STL 128 GP 2004-08
10 1.50 Kevin Punter Jr. 87 STL 58 GP 2014-16
11 1.45 JaJuan Smith 183 STL 126 GP 2004-08
12 1.44 Santiago Vescovi 196 STL 136 GP 2019-24

APPEARANCES
1 165 John Fulkerson 2016-22
2 142 Wayne Chism 2006-10
3 138 Cameron Tatum 2008-12
4 136 Santiago Vescovi 2019-24
136 Josh Richardson 2011-15
6 135 Kyle Alexander 2015-19
7 132 Jordan Bowden 2016-20
132 Admiral Schofield 2015-19
9 131 Skylar McBee 2009-13
10 130 Josiah James 2019-24
130 Rob Jones 1982-86

STARTS
1 132 Santiago Vescovi 136 GP 2019-24
2 128 Chris Lofton 128 GP 2004-08
128 Allan Houston 128 GP 1989-93
4 125 Vincent Yarbrough 127 GP 1998-2002
122 Jon Higgins 124 GP 1999-03
6 119 Wayne Chism 142 GP 2006-10
119 Tony Harris 121 GP 1997-2001
8 118 C.J. Watson 119 GP 2002-06
9 114 Brandon Wharton 115 GP 1995-99
10 110 Josh Richardson 136 GP 2011-15
11 109 Josiah James 136 GP 2019-24
12 107 C.J. Black 118 GP 1999-2000

MINUTES
1 4,606 Allan Houston 1989-93
2 4,132 Santiago Vescovi 2019-24
3 4,058 C.J. Watson 2002-06
4 4,034 Tony White 1983-87
5 3,995 Michael Brooks 1980-83, 84-85
6 3,943 Dale Ellis 1979-83
7 3,904 Brandon Wharton 1995-99
8 3,859 Chris Lofton 2004-08
3,859 Vincent Yarbrough 1998-2002
10 3,840 Josh Richardson 2011-15

MINUTES PER GAME
1 37.7 Shane Williams 56 GP 1994-96
...10 31.8 Tony White 127 GP 1983-87
11 31.6 Shane Carnes 30 GP 1994-96
12 31.5 Corey Allen 64 GP 1991-93
31.5 Michael Brooks 127 GP 1980-83, 84-85
14 31.4 Ed Gray 27 GP 1993-94
15 30.4 Santiago Vescovi 136 GP 2019-24

POINTS/ASSISTS DOUBLE-DOUBLES
1 7 Zakai Zeigler 87 GP 2021-24
2 5 Rodney Woods 76 GP 1972-75
3 3 Jordan Bone 95 GP 2016-19
3 Tyrone Beaman 121 GP 1980-84
5 2 Kennedy Chandler 34 GP 2021-22
2 Tony Harris 121 GP 1997-2001
2 Fred Jenkins 110 GP 1983-87
2 Johnny Darden 109 GP 1975-79



RICK BARNES

Head Coach | Ninth Season at Tennessee | 37th Overall

CAREER RECORDS

Overall Record: 796-411
 Conference Games: 363-248
 Non-Conference Games (reg. season): 364-103
 Conference Tournament: 42-33
 NCAA Tournament: 27-27
 Overtime Games: 34-40
 One-Point Games: 19-27
 v. AP Top 25: 126-196 (49-91 v. T10 & 26-48 v. T5)

TENNESSEE RECORDS

Overall Record: 192-97
 SEC Games: 93-59
 Non-Conference Games (reg. season): 82-27
 SEC Tournament: 11-6
 NCAA Tournament: 6-5
 Overtime Games: 5-6
 One-Point Games: 2-5
 v. AP Top 25: 30-35 (13-12 v. T10 & 9-7 vs. T5)

NATIONAL COACHING HONORS

2024 Naismith Hall of Fame first-time nominee
 2019 Naismith Coach of the Year Award
 2019 USBWA Henry Iba Coach of the Year Award
 2018 Coach Wooden "Keys to Life" Award
 2018 Naismith Coach of the Year runner-up
 2011 USBWA Good Guy Award
 2009 Wooden Legends of Coaching Award

LEAGUE COACHING HONORS (SIX)

1x SEC Coach of the Year (2018)
 4x Big 12 Coach of the Year (2014, 2008, 2003, 1999)
 1x CAA Co-Coach of the Year (1988)

DISTRICT COACHING HONORS (12)

2x NABC District 21 Coach of the Year (2019, 2018)
 2x USBWA District 4 Coach of the Year (2019, 2018)
 5x NABC District 9 Coach of the Year (2014, 2008, 2003, 2001, 1999)
 2x USBWA District 7 Coach of the Year (2001, 1999)
 1x NABC District 1 Coach of the Year (1989)

TEAM SUCCESS

31 postseason appearances (five at UT)
 27 NCAA Tournament berths (five at UT)
 Eight Sweet 16s (two at UT)
 Three Elite Eights
 One Final Four
 23 20-win seasons (four at UT)
 11 25-win seasons (four at UT)
 Three 30-win seasons (one at UT)

CHAMPIONSHIPS

1994 BIG EAST Tournament
 1999 Big 12 regular season
 2003 NCAA Tournament South Regional
 2006 Big 12 co-regular season
 2008 Big 12 co-regular season
 2018 SEC co-regular season
 2022 SEC Tournament

▶ RICK BARNES: CAREER BREAKDOWN

Year	School	Overall	Conference	Finish	Postseason	Rank	RPI/NET	KPom
1987-88	George Mason	20-10 (.667)	9-5 (.643)	T-2nd		-/-	103	n/a
Totals	One Season	20-10 (.667)	9-5 (.643)		0-0		103	
1988-89	Providence	18-11 (.621)	7-9 (.438)	T-6th	NCAA Tourn. First Round	-/-	29	n/a
1989-90	Providence	17-12 (.586)	8-8 (.500)	T-6th	NCAA Tourn. First Round	-/-	36	n/a
1990-91	Providence	19-13 (.594)	7-9 (.438)	T-7th	NIT Quarterfinals	-/-	53	n/a
1991-92	Providence	14-17 (.452)	6-12 (.333)	9th			119	n/a
1992-93	Providence	20-13 (.606)	9-9 (.500)	T-4th	NIT Semifinals	-/-	41	n/a
1993-94	Providence	20-10 (.667)	10-8 (.556)	T-4th	NCAA Tourn. First Round	-/-	23	n/a
Totals	Six Seasons	108-76 (.587)	47-55 (.461)		5-5 (0-3 NCAAT, 5-2 NIT)		50.2	
1994-95	Clemson	15-13 (.536)	5-11 (.313)	T-6th	NIT First Round	-/-	33	n/a
1995-96	Clemson	18-11 (.621)	7-9 (.438)	6th	NCAA Tourn. First Round	-/-	44	n/a
1996-97	Clemson	23-10 (.697)	9-7 (.563)	4th	NCAA Tourn. Sweet 16	14/8	39	11
1997-98	Clemson	18-14 (.563)	7-9 (.438)	T-4th	NCAA Tourn. First Round	-/-	25	13
Totals	Four Seasons	74-48 (.607)	28-36 (.438)		2-4 (2-3 NCAAT, 0-1 NIT)		35.3	
1998-99	Texas	19-13 (.594)	13-3 (.813)	1st	NCAA Tourn. First Round	-/-	45	45
1999-00	Texas	24-9 (.727)	13-3 (.813)	2nd	NCAA Tourn. Second Round	15/21	8	8
2000-01	Texas	25-9 (.735)	12-4 (.750)	T-2nd	NCAA Tourn. First Round	18/-	13	27
2001-02	Texas	22-12 (.647)	10-6 (.625)	T-3rd	NCAA Tourn. Sweet 16	-/T18	15	27
2002-03	Texas	26-7 (.788)	13-3 (.813)	2nd	NCAA Tourn. Final Four	5/3	5	7
2003-04	Texas	25-8 (.758)	12-4 (.750)	T-2nd	NCAA Tourn. Sweet 16	12/10	9	17
2004-05	Texas	20-11 (.645)	9-7 (.563)	T-5th	NCAA Tourn. First Round	-/-	38	28
2005-06	Texas	30-7 (.811)	13-3 (.813)	T-1st	NCAA Tourn. Elite Eight	9/9	10	3
2006-07	Texas	25-10 (.714)	12-4 (.750)	3rd	NCAA Tourn. Second Round	11/16	26	25
2007-08	Texas	31-7 (.816)	13-3 (.813)	T-1st	NCAA Tourn. Elite Eight	7/5	6	9
2008-09	Texas	23-12 (.657)	9-7 (.563)	T-4th	NCAA Tourn. Second Round	-/23	38	22
2009-10	Texas	24-10 (.706)	9-7 (.563)	T-6th	NCAA Tourn. First Round	-/-	35	19
2010-11	Texas	28-8 (.778)	13-3 (.813)	2nd	NCAA Tourn. Second Round	8/16	11	5
2011-12	Texas	20-14 (.588)	9-9 (.500)	6th	NCAA Tourn. First Round	-/-	57	32
2012-13	Texas	16-18 (.471)	7-11 (.389)	7th	CBI First Round	-/-	121	94
2013-14	Texas	24-11 (.686)	11-7 (.611)	T-3rd	NCAA Tourn. Second Round	-/-	41	41
2014-15	Texas	20-14 (.588)	8-10 (.444)	T-6th	NCAA Tourn. First Round	-/-	51	24
Totals	17 Seasons	402-180 (.691)	186-94 (.664)		19-17 (19-16 NCAAT, 0-1 CBI)		31.1	25.5
2015-16	Tennessee	15-19 (.441)	6-12 (.333)	12th		-/-	142	103
2016-17	Tennessee	16-16 (.500)	8-10 (.444)	9th		-/-	80	57
2017-18	Tennessee	26-9 (.743)	13-5 (.722)	T-1st	NCAA Tourn. Second Round	13/16	10	13
2018-19	Tennessee	31-6 (.838)	15-3 (.833)	T-2nd	NCAA Tourn. Sweet 16	6/5	9	10
2019-20	Tennessee	17-14 (.548)	9-9 (.500)	8th	Canceled (COVID-19)	-/-	63	68
2020-21	Tennessee	18-9 (.667)	10-7 (.588)	4th	NCAA Tourn. First Round	-/-	13	28
2021-22	Tennessee	27-8 (.771)	14-4 (.778)	T-2nd	NCAA Tourn. Second Round	5/15	7	9
2022-23	Tennessee	25-11 (.694)	11-7 (.611)	T-4th	NCAA Tourn. Sweet 16	20/16	5	6
2023-24	Tennessee	17-5 (.773)	7-2 (.778)	-	-	-	-	-
Totals	9th Season	192-97 (.664)	93-59 (.612)		6-5 (6-5 NCAAT)		41.1	36.8
OVERALL	37th Season	796-411 (.659)	363-248 (.594)		32-31 (27-27 NCAAT, 5-3 NIT, 0-1, CBI)		39.0	

■ NCAA DI TOURNAMENT BERTHS - ALL-TIME DI HEAD COACHES

RANK	COACH	SCHOOLS	BERTHS
1	Mike Krzyzewski	Duke	36
2	Jim Boeheim	Syracuse	35
3	Roy Williams	Kansas, North Carolina	30
4	Bob Knight	Indiana, Texas Tech	28
T-5	Rick Barnes*	Four schools	27
T-5	Lute Olson	Iowa, Arizona	27
T-5	Dean Smith	North Carolina	27
8	Bob Huggins	Three schools	26
T-9	Tom Izzo*	Michigan State	25
T-9	Eddie Sutton	Four schools	25
T-11	Denny Crum	Louisville	23
T-11	Mark Few*	Gonzaga	23
T-11	Bill Self*	Three schools	23
14	Jim Calhoun	Northeastern, Connecticut	22
T-15	John Calipari	Three schools	20
T-15	Lon Kruger	Five schools	20
T-15	Adolph Rupp	Kentucky	20
T-15	John Thompson	Georgetown	20

through 2022-23 season

* indicates active coach

■ NCAA DI TOURNAMENT BERTHS - ACTIVE DI HEAD COACHES

RANK	COACH	SCHOOLS	BERTHS
1	Rick Barnes	Four	27
2	Tom Izzo	One	25
T-3	Mark Few	One	23
T-3	Bill Self	Three	23
5	John Calipari	Three	20
6	Kelvin Sampson	Four	18
7	Fran Dunphy	Two	17
8	Dana Altman	Three	15

through 2022-23 season

■ CONSECUTIVE NCAA DI TOURNAMENT BERTHS - ALL-TIME DI HEAD COACHES

RANK	COACH	YEARS (SCHOOL)	BERTHS
1	Tom Izzo*	1998-2023 (Michigan State)	25*
2	Mike Krzyzewski	1996-2019 (Duke)	24
T-3	Mark Few*	2000-23 (Gonzaga)	23*
T-3	Dean Smith	1975-97 (North Carolina)	23
5	Roy Williams	1990-2009 (two schools)	20
6	Bill Self*	1999-2017 (two schools)	18
7	Rick Barnes*	1996-2012 (two schools)	17
8	Bob Knight	1986-2000 (Indiana)	15
T-9	Bob Huggins	1992-2005 (Cincinnati)	14
T-9	Lute Olson	1985-98 (Arizona)	14
T-9	Tubby Smith	1994-2007 (three schools)	14
T-9	John Thompson	1979-92 (Georgetown)	14

through 2022-23 season

* indicates active coach

* indicates active streak

■ CONSECUTIVE NCAA DI TOURNAMENT BERTHS - ACTIVE DI HEAD COACHES

RANK	COACH	YEARS (SCHOOL)	BERTHS
1	Tom Izzo*	1998-2023 (Michigan State)	25*
2	Mark Few*	2000-23 (Gonzaga)	23*
3	Bill Self*	1999-2017 (two schools)	18
4	Rick Barnes*	1996-2012 (two schools)	17
5	Mick Cronin	2011-23 (two schools)	12*
6	Kelvin Sampson	1995-2003 (Oklahoma)	9
T-7	Jamie Dixon	2004-11 (Pittsburgh)	8
T-7	Matt Painter	2015-23 (Purdue)	8*

through 2022-23 season

* indicates active coach

* indicates active streak

■ NCAA DI TOURNAMENT GAMES - ACTIVE DI HEAD COACHES

RANK	COACH	SCHOOLS	GAMES
1	Tom Izzo	Michigan State	79
2	Bill Self	Three schools	73
3	John Calipari	Three schools	67
4	Mark Few	Gonzaga	64
5	Rick Pitino	Five schools	57
6	Rick Barnes	Four schools	54
7	Kelvin Sampson	Four schools	42
8	Thad Matta	Three schools	37
T-9	Dana Altman	Three schools	32
T-9	Matt Painter	Southern Illinois, Purdue	32

through 2022-23 season

■ NCAA DI TOURNAMENT WINS - ACTIVE DI HEAD COACHES

RANK	COACH	SCHOOLS (by apps)	GAMES
1	Tom Izzo	Michigan State	55
2	Bill Self	Three schools	52
3	John Calipari	Three schools	48
4	Mark Few	Gonzaga	41
5	Rick Pitino	Five schools	39
6	Rick Barnes	Four schools	27
T-7	Thad Matta	Three schools	24
T-7	Kelvin Sampson	Four schools	24
T-9	Scott Drew	Baylor	19
T-9	Sean Miller	Xavier, Arizona	19

through 2022-23 season

■ NCAA TOURNAMENT AT FOUR DI SCHOOLS - ALL-TIME HEAD COACHES (11 total; four active)

COACH	SCHOOLS
Rick Barnes*	Providence, Clemson, Texas, Tennessee
John Beilein	Cainisius, Richmond, West Virginia, Michigan
Lefty Driesell	Davidson, Maryland, James Madison, Georgia State
Cliff Ellis	South Alabama, Clemson, Auburn, Coastal Carolina
Larry Eustachy	Utah State, Iowa State, Southern Miss, Colorado State
Jim Harrick	Pepperdine, UCLA, Rhode Island, Georgia
Ben Howland	Northern Arizona, Pittsburgh, UCLA, Mississippi State
Fran McCaffery*	Lehigh, UNC Greensboro, Siena, Iowa
Tom Penders	Rhode Island, Texas, George Washington, Houston
Kelvin Sampson*	Washington State, Oklahoma, Indiana, Houston
Eddie Sutton	Creighton, Arkansas, Kentucky, Oklahoma State

* indicates active coach

■ NCAA TOURNAMENT BERTHS - ACTIVE SEC COACHES

RANK	COACH	SCHOOL	BERTHS
1	Rick Barnes	Tennessee	27
2	John Calipari	Kentucky	20
3	Bruce Pearl	Auburn	12
4	Buzz Williams	Texas A&M	9
T-5	Eric Musselman	Arkansas	6
T-5	Nate Oats	Alabama	6
7	Chris Beard	Ole Miss	5
T-8	Michael White	Georgia	4
T-8	Chris Jans	Mississippi State	4
10	Matt McMahon	LSU	3
11	Dennis Gates	Missouri	2
T-12	Todd Golden	Florida	1
T-12	Lamont Paris	South Carolina	1
14	Jerry Stackhouse	Vanderbilt	0

through 2022-23 season

■ NCAA TOURNAMENT WINS - ACTIVE SEC COACHES

RANK	COACH	SCHOOL	WINS
1	John Calipari	Kentucky	47
2	Rick Barnes	Tennessee	27
3	Bruce Pearl	Auburn	17
T-4	Chris Beard	Ole Miss	11
T-4	Eric Musselman	Arkansas	11
6	Buzz Williams	Texas A&M	10
T-7	Nate Oats	Alabama	7
T-7	Michael White	Georgia	7
9	Matt McMahon	LSU	2
T-10	Chris Jans	Mississippi State	1
T-10	Dennis Gates	Missouri	1
T-12	Todd Golden	Florida	0
T-12	Lamont Paris	South Carolina	0
T-12	Jerry Stackhouse	Vanderbilt	0

through 2022-23 season

■ 100+ WINS AT THREE DI SCHOOLS - ALL-TIME HEAD COACHES (24 total; nine active)

COACH	SCHOOLS (WINS)
Steve Alford*	Iowa (152), New Mexico (155), UCLA (124)
Rick Barnes*	Providence (108), Texas (402), Tennessee (175)
John Beilein	Richmond (100), West Virginia (104), Michigan (277)
John Calipari*	UMass (189), Memphis (214), Kentucky (387)
Bobby Cremins	App State (100), Georgia Tech (354), Charleston (44)
Mike Davis*	Indiana (115), UAB (122), Texas Southern (115)
Tom Davis	Lafayette (116), Boston College (100), Iowa (270)
Ed DeChellis*	ETSU (105), Penn State (114), Navy (168)
Hugh Durham	Florida State (230), Georgia (297), Jacksonville (106)
Larry Eustachy	Iowa State (101), Southern Miss (142), Colorado State (121)
Seth Greenberg	Long Beach State (105), USF (108), Virginia Tech (170)
Jeff Jones*	Virginia (146), American (211), Old Dominion (200)
Bob Knight	Army West Point (102), Indiana (662), Texas Tech (138)
Lon Kruger	Florida (104), UNLV (161), Oklahoma (179)
Jim Larrañaga*	Bowling Green (170), George Mason (273), Miami (255)
Frank McGuire	St. John's (102), North Carolina (164), South Carolina (285)
Mike Montgomery	Montana (154), Stanford (393), Cal (130)
Tom Penders	Fordham (125), Texas (208), Houston (121)
Kelvin Sampson*	Washington State (103), Oklahoma (287), Houston (232)
Herb Sendek*	NC State (191), Arizona State (159), Santa Clara (120)
Jerry Tarkanian	Long Beach State (116), UNLV (509), Fresno State (104)
Billy Tubbs	Oklahoma (333), TCU (156), Lamar (121)
ButchvanBredaKoff	Lafayette (132), Hofstra (215), Princeton (103)
Bruce Weber	Southern Illinois (103), Illinois (210), Kansas State (184)

* indicates active coach

■ AP NO. 1 RANKING AT MULTIPLE DI SCHOOLS - ALL-TIME HEAD COACHES (seven total; four active)

COACH	SCHOOLS
Rick Barnes*	Texas, Tennessee
John Calipari*	UMass, Memphis, Kentucky (three)
Frank McGuire	St. John's, North Carolina, South Carolina (three)
Bruce Pearl*	Tennessee, Auburn
Rick Pitino*	Kentucky, Louisville
Eddie Sutton	Arkansas, Kentucky
Roy Williams	Kansas, North Carolina

* indicates active coach

NOTE: Rick Barnes guided Tennessee to the No. 1 ranking for four straight weeks in 2019 (Jan. 21-Feb. 17). He previously led Texas to the No. 1 ranking for two consecutive weeks in 2010 (Jan. 11-24), the only two weeks the Longhorns have ever been atop the poll.

■ SWEET 16 BERTHS AT THREE DI SCHOOLS - ALL-TIME HEAD COACHES (12 total; five active)

COACH	SCHOOLS (YEARS)
Rick Barnes*	Clemson (1997), Texas (5x), Tennessee (2x)
Gene Bartow	Memphis (1973), UCLA (2x), UAB (2x)
John Calipari*	UMass (2x*), Memphis (3x*), Kentucky (8x)
Lon Kruger	Kansas State (1988), Florida (1994), UNLV (2007), Oklahoma (2x) [four schools]
Frank McGuire	St. John's (2x), North Carolina (1957), South Carolina (3x)
Ralph Miller	Wichita State (1964), Iowa (1970), Oregon State (1982)
Rick Pitino*	Providence (1987), Kentucky (5x), Louisville (3x+)
Bruce Pearl*	Milwaukee (2005), Tennessee (3x), Auburn (2019)
Bill Self*	Tulsa (2000), Illinois (2x), Kansas (10x*)
Eddie Sutton	Creighton (1974) Arkansas (4x), Kentucky (2x), Oklahoma State (6x) [four schools]
Tubby Smith	Tulsa (2x), Georgia (1996), Kentucky (6x)
Bruce Weber	Southern Illinois (2002), Illinois (2x), Kansas State (2018)

* indicates active coach

* indicates one additional vacated appearance

+ indicates four additional vacated appearances



BARNES PRODUCES PROS

• In 36 years as a head coach, **Rick Barnes** has sent 43 players to the NBA. He has produced 32 NBA Draft choices, including 18 first-rounders, eight lottery picks, six top-10 selections, three top-five choices and two No. 2 overall picks. Eight of those players were one-and-done phenoms. Barnes' 32 draftees have combined to make over \$1.05 billion dollars in NBA contracts, through the 2022-23 season.

NBA DRAFT CHOICES AS HEAD COACH (32)

YEAR	PLAYER	SCHOOL	RD (PICK)	TEAM
1990	Abdul Shamsid-Deen	Providence	2nd (53)	Seattle
1991	Eric Murdock	Providence	1st (21)	Utah
1994	Dickey Simpkins	Providence	1st (21)	Chicago
1994	Michael Smith	Providence	2nd (35)	Sacramento
1995	Eric Williams+	Providence	1st (14)	Boston
1995	Troy Brown+	Providence	2nd (45)	Atlanta
1997	Austin Croshere+	Providence	1st (12)	Indiana
1998	Greg Buckner	Clemson	2nd (53)	Dallas
1999	Kris Clack	Texas	2nd (55)	Boston
2000	Chris Mihm	Texas	1st (7)	Chicago
2002	Chris Owens	Texas	2nd (48)	Milwaukee
2003	T.J. Ford	Texas	1st (8)	Milwaukee
2004	Royal Ivey	Texas	2nd (37)	Atlanta
2006	LaMarcus Aldridge*	Texas	1st (2)	Chicago
2006	P.J. Tucker	Texas	2nd (35)	Toronto
2006	Daniel Gibson	Texas	2nd (42)	Cleveland
2007	Kevin Durant*	Texas	1st (2)	Seattle
2008	D.J. Augustin	Texas	1st (9)	Charlotte
2010	Avery Bradley*	Texas	1st (19)	Boston
2010	Damion James	Texas	1st (24)	Atlanta
2010	Dexter Pittman	Texas	2nd (32)	Miami
2011	Tristan Thompson*	Texas	1st (4)	Cleveland
2011	Jordan Hamilton	Texas	1st (26)	Dallas
2011	Cory Joseph*	Texas	1st (29)	San Antonio
2015	Myles Turner*	Texas	1st (11)	Indiana
2019	Grant Williams	Tennessee	1st (22)	Boston
2019	Admiral Schofield	Tennessee	2nd (42)	Philadelphia
2019	Jordan Bone	Tennessee	2nd (57)	New Orleans
2021	Keon Johnson*	Tennessee	1st (21)	New York
2021	Jaden Springer*	Tennessee	1st (28)	Philadelphia
2022	Kennedy Chandler*	Tennessee	2nd (38)	San Antonio
2023	Julian Phillips*	Tennessee	2nd (35)	Boston

+ indicates Barnes was no longer there when player finished his career
* indicates one-and-done selection

ADDITIONAL NBA PLAYERS (UNDRAFTED) AS HEAD COACH (11)

YEAR	PLAYER	SCHOOL	TEAM
1992	Marty Conlon	Providence	Seattle
1996	Marques Bragg	Providence	Minnesota
2000	Ira Bowman%	Providence	Philadelphia
1997	Devin Gray	Clemson	Sacramento
2000	Harold Jamison	Clemson	Miami
2002	Maurice Evans&	Texas	Minnesota
2005	James Thomas	Texas	Portland
2017	Sheldon McClellan%	Texas	Washington
2017	Isaiah Taylor+	Texas	Houston
2020	Kyle Alexander	Tennessee	Miami
2022	Yves Pons	Tennessee	Memphis

~ indicates year player made his NBA debut
% indicates player transferred out and completed career elsewhere
& indicates player transferred in after beginning career elsewhere
+ indicates Barnes was no longer there when player finished his career

• In eight years as an assistant coach, **Rick Barnes** helped seven players from three different schools reach the NBA. Six were chosen in the NBA Draft, including four in the first round, two in the top 10 and one in the top three.

NBA PLAYERS AS ASSISTANT COACH (SEVEN)

YEAR	PLAYER	SCHOOL	RD (PICK)	TEAM
1986	Buck Johnson	Alabama	1st (20)	Houston
1987	Dennis Hopson	Ohio State	1st (3)	New Jersey
1987	Derrick McKay+	Alabama	1st (9)	Seattle
1987	Jim Farmer III+	Alabama	1st (20)	Dallas
1988	Ricky Wilson+	George Mason	3rd (52)	Chicago
1989	Michael Ansley+	Alabama	2nd (37)	Orlando
1989	Rob Rose+	George Mason	UDFA	LA Clippers

+ indicates Barnes was no longer there when player finished his career

• In total, **Rick Barnes** has helped guide 50 players to the NBA. He has coached 39 NBA Draft choices, 22 first-rounders, 10 lottery picks, eight top-10 draftees, four top-five selections and three top-three picks.

TREMENDOUS COACHING TREE

• **Rick Barnes** has seen 13 of his assistant coaches move on to become head coaches at the Division I level, with one also coaching professionally.

COACH HEAD COACHING JOBS

Kim English	George Mason, Providence*
Dennis Felton	Western Kentucky, Georgia, Cleveland State
Fran Fraschilla	Manhattan, St. John's, New Mexico
Frank Haith	Miami, Missouri, Tulsa
Rob Lanier	Siena, Georgia State, SMU*
Ken McDonald	Western Kentucky, Austin Toros (G League)
Chris Ogden	UT Arlington
Desmond Oliver	ETSU
Michael Schwartz	East Carolina*
Herb Sendek	Miami (OH), NC State, Arizona State, Santa Clara*
Larry Shyatt	Clemson, Wyoming
Ricky Stokes	Virginia Tech, East Carolina
Rodney Terry	Fresno State, UTEP, Texas*

orange = former Tennessee assistants
* current

HOME-STATE HALLS OF FAME

• **Rick Barnes** was inducted into the North Carolina Sports Hall of Fame this year. He was officially enshrined at the 59th annual induction celebration on April 21, 2023, at the Raleigh Convention Center in Raleigh, N.C.

• The class of 2023 featured 14 members, including another current SEC head coach, Vanderbilt's **Jerry Stackhouse**. In total, there are 400 members in the Hall, but Barnes is one of just 10 individuals inducted as a coach.

• Barnes is a native of Hickory, N.C., which is approximately 52 miles northwest of Charlotte and 190 miles east of Knoxville, Tenn.

• For over 20 years, Barnes has been a member of the Lenoir-Rhyne Sports Hall of Fame for over two decades, as he was honored by his alma mater in its class of 2002. He is the fifth alumnus of Lenoir-Rhyne, which is located in Barnes' hometown, to also earn enshrinement in the North Carolina Sports Hall of Fame.

BARNES' BIG-TIME BALLERS

• **Rick Barnes** has coached 10 All-Americans, 17 first team all-conference honorees, two national player of the year designers and five conference player of the year winners.

ALL-AMERICANS

YEAR	PLAYER	SCHOOL	OUTLETS	TEAM
1991	Eric Murdock	Providence	consensus	2nd
2000	Chris Mihm	Texas	consensus	2nd
2003	T.J. Ford	Texas	consensus	1st
2006	LaMarcus Aldridge	Texas	consensus	1st
2006	P.J. Tucker	Texas	AP/USBWA	2nd
			NABC	3rd
2007	Kevin Durant	Texas	consensus	1st
2008	D.J. Augustin	Texas	consensus	1st
2010	Damion James	Texas	Sport. News	2nd
			AP	3rd
2011	Jordan Hamilton	Texas	consensus	2nd
2019	Grant Williams	Tennessee	consensus	1st

NATIONAL PLAYERS OF THE YEAR

YEAR	PLAYER	SCHOOL	OUTLETS
2003	T.J. Ford	Texas	Naismith, Wooden, Sport. News
2007	Kevin Durant	Texas	consensus

CONFERENCE PLAYERS OF THE YEAR

YEAR	PLAYER	SCHOOL	CONFERENCE
1998	Kenny Sanders	George Mason	CAA
2006	P.J. Tucker	Texas	Big 12
2007	Kevin Durant	Texas	Big 12
2018	Grant Williams	Tennessee	SEC
2019	Grant Williams	Tennessee	SEC



Keep up with the Vols on Instagram:

- @jonasaidooo - Jonas Aidoo, Junior Forward
- @t0b3awaka_ - Tobe Awaka, Sophomore Forward
- @whois.camcarr - Cameron Carr, Freshman Guard
- @ccoyn35 - Colin Coyne, Senior Forward
- @f.a.d._5 - Freddie Dillione V, RS Freshman Guard
- @jpestrella13 - J.P. Estrella, Freshman Forward
- @jordanngainey - Jordan Gainey, Junior Guard
- @grant_hurst - Grant Hurst, RS Sophomore Guard
- @josiah.james - Josiah-Jordan James, Fifth-Year Guard
- @4buck3t_ - D.J. Jefferson, RS Freshman Guard
- @daltonknecht3 - Dalton Knecht, Fifth-Year Guard
- @jmash21 - Jahmai Mashack, Junior Guard
- @cadephillips12 - Cade Phillips, Freshman Forward
- @santivescovi - Santiago Vescovi, Fifth-Year Guard
- @realzakaiz - Zakai Zeigler, Junior Guard

Visit player bio pages on UTSports.com for additional social media handles, including X/Twitter.



Here is a list of reporters who regularly cover the Tennessee basketball beat and tweet about the Vols:

- @PaigeDauerTV - Paige Dauer, WVLT-TV
- @FrankDeLucaTV - Frank DeLuca, WBIR-TV
- @cdortch - Chris Dortch, Blue Ribbon
- @vincesports - Vince Ferrara, The Sports Animal
- @jimmyhays - Jimmy Hays, Sports Animal WNML
- @CalebJarreau16 - Caleb Jarreau, The Daily Beacon
- @volquest_rob - Rob Lewis, Volquest.com
- @benmckee14 - Ben McKee, GoVols247.com
- @grantramey - Grant Ramey, GoVols247.com
- @wesrucker247 - Wes Rucker, GoVols247.com
- @wvltrick - Rick Russo, WVLT-TV
- @JohnSartoriTV - John Sartori, WVLT-TV
- @rshump00 - Ryan Schumpert, RockyTopInsider.com
- @Reece_VH - Reece Van Haften, WATE-TV
- @KarthikV_ - Karthik Venkataraman, WBIR-TV
- @teresawalker - Teresa Walker, Associated Press
- @treywallace_ - Trey Wallace, Outkick.com
- @josh_ward - Josh Ward, Sports Animal WNML
- @bymikewilson - Mike Wilson, Knoxville News Sentinel



Tennessee Vice Chancellor/Director of Athletics **Danny White** announced Aug. 23, 2023, a multi-year naming-rights agreement with longtime UT Athletics corporate champion Food City that rebrands UT's on-campus arena as Thompson-Boling Arena at Food City Center.

The agreement with Food City was negotiated by Tennessee Athletics' multimedia rights partner, LEARFIELD/The Vol Network. Food City's overall commitment to UT Athletics will allow the University to invest in excess of \$20 million over the next 10 years and will aid new and needed renovations of the arena and upgrades to the facility's interior and exterior.

Among the planned additions to the venue will include new club amenities, updates to the Ray Meers Room and a state-of-the-art center-hung video board. The exterior façade of the facility will be modernized and the look will be more in line with Tennessee's other athletics venues.

Food City's longstanding commitment to supporting UT Athletics and the department's mission of leading the way in college sports dates to 1997. The privately held family-owned company is headquartered in Abingdon, Va., and operates 152 retail locations in Tennessee, Virginia, Kentucky, Georgia and Alabama.

Opened in the fall of 1987, the arena is named for the late B. Ray Thompson and former UT President Dr. Edward J. Boling. The venue has undergone multiple phases of renovations in its 36-year history, most notably an overhaul in 2007 that included the addition of two levels of premium suites and one level of premium loge seating spanning the arena's north end.

ON THE BENCH



JUSTIN GAINEY

Associate Head Coach • NC State, 2000

- In his 18th year at the college level, including his 12th as a coach, Gainey is in his third season at Tennessee, including his second as associate head coach.
- Prior to coming to Tennessee in April 2021, Gainey spent the 2020-21 season as the associate head coach at Marquette, where he also worked from 2014-17.
- In between his stints in Milwaukee, Gainey was an assistant coach at Santa Clara in 2017-18 and Arizona from 2018-20.
- The High Point, N.C., native was a standout point guard at NC State from 1996-2000 and went 2-2 in matchups with Rick Barnes-led Clemson.



ROD CLARK

Assistant Coach • Lindsey Wilson (Ky.), 2015

- A young and energetic rising star in the profession at age 30, Clark in his fifth season as a collegiate assistant in 2022-23 and his third at Tennessee.
- A native of Kansas City, Mo., Clark spent the 2020-21 season as an assistant coach at Austin Peay in nearby Clarksville, Tenn.
- Clark's first stop as a collegiate coach came in 2019-20 at UIC, where he was hired at just 26 years old.
- From 2017-19, Clark served as the top assistant coach at Sunrise Christian Academy, a prep powerhouse in Bel Aire, Kan., while also working with MoKan Elite.



GREGG POLINSKY

Assistant Coach • Northern Arizona, 1981

- Now in his third year on the Tennessee staff, Polinsky served as a volunteer analyst in 2021-22 and was promoted to assistant coach following the season.
- The St. Louis native was a DI head coach at Georgia Southern (1995-99), as well as an assistant at Texas (1983-86), Alabama (1986-94) and Howard College (1981-83)
- Spent over two decades in NBA scouting and front-office positions with the New Jersey/Brooklyn Nets (1999-2018) and the Detroit Pistons (2018-21).
- Polinsky played at New Mexico for two seasons before transferring to Northern Arizona for the final season of his college career.



GARRETT MEDENWALD

Director of Sports Performance • Wisconsin-Whitewater, 2013

- In his ninth season at Tennessee, as he joined Rick Barnes from day one, after working for him as a graduate manager (2012-14) and strength intern (2014-15) at Texas.
- The Green Bay, Wis., native was a running back at UW-Whitewater, where he helped lead the Warhawks to back-to-back national championships in 2010 and 2011.
- An elite powerlifter, Medenwald was a national qualifier in Olympic weightlifting and served as a coach and co-founder of the UW-Whitewater Olympic Lifting Club.
- Helped a Volunteer post the best max vertical leap at the 2023 (Julian Phillips), 2022 (Kennedy Chandler) and 2021 (Keon Johnson) NBA Draft Combines.



MARY-CARTER EGGERT

Director of Basketball Operations • Tennessee, 2011

- A two-time Tennessee graduate, Eggert is in her ninth season working in the lead basketball operations role, dating back to Rick Barnes' first season.
- Believed to be one of 18 females in a DOBO or Chief of Staff role in DI men's basketball, including one of 10 at the Power Five level and one of two in the SEC.
- The Richmond, Va., native spent three years on UT's media relations staff (2012-15), working closely with the Tennessee football program from 2012 to 2014.
- A Tennessee alumna who has worked with UT athletics in some capacity since arriving on campus as a freshman in 2007.



CHAD NEWMAN

Athletic Trainer • Tennessee, 1994

- Now in his 28th season working with the basketball program at Tennessee, dating back to Sept. 1996 during his final year as a master's student at UT.
- A two-time Tennessee alum, Newman is in his 34th consecutive academic year on the UT campus after first coming to Knoxville, Tenn., as an undergrad in 1990.
- Under Newman's care, the Volunteers have advanced to postseason play 20 times, including 16 NCAA Tournament berths and seven Sweet Sixteen appearances.
- The Chattanooga, Tenn., native was the 2009 Tennessee Athletic Trainer's Society (TATS) Athletic Trainer of the Year.



BRYAN LENTZ

Director of Player Development • Lenoir-Rhyne, 2000

- The Lumberton, N.C., native is in his sixth season on staff at Tennessee.
- Worked for Rick Barnes for four years at Texasm serving as a special assistant/video coordinator from 2010-14.
- Son of John Lentz, who was the head coach for 29 years (432-374) at Lenoir-Rhyne and was also Rick Barnes' roommate in college at the DII school in Hickory, N.C.
- Spent the 2014-18 seasons as an assistant coach at Appalachian State in Boone, N.C., as well as the 2001-10 campaigns at his alma mater, Lenoir-Rhyne.



LUKE SCHAPKER

Director of Video and Analytics • Bowling Green, 2018

- Now is in his sixth year with the Tennessee basketball program after first joining the program as a graduate manager in 2018.
- Viewed by Rick Barnes as an indispensable member of the Tennessee staff, he is among Barnes' most trusted analytical minds.
- Schapker earned a master's degree in sport management from Tennessee in 2020.
- Worked for four four years as a men's basketball student manager, including three years as a head manager, at Bowling Green during his undergraduate tenure.



LUCAS CAMPBELL

Director of Recruiting • Tennessee, 2019

- Returned to Tennessee in June of 2022 to serve his alma mater in the director of recruiting role, coordinating all aspects of the program's recruiting efforts.
- Spent the 2021-22 season as ETSU's director of basketball operations under then-head coach Desmond Oliver, a former Rick Barnes assistant at Tennessee.
- A four-year letter winner (2015-19) for the Volunteers, Campbell joined the program during Barnes' first year at the helm and appeared in 16 games as a collegian.
- Helped Tennessee to a 57-15 record, an SEC regular season title, two NCAA Tournament bids and a Sweet 16 in his final two years as a player.



RILEY COLLINS

Graduate Assistant • Drew (N.J.), 2018

- The Lacey, N.J., native is in his second season at Tennessee after joining the program in the summer of 2022.
- Worked as a graduate assistant at Marymount University in Arlington, Va., from 2020-22, as well as owns years of experience in skills development.
- Served as the head coach of the New Jersey Panthers in the Hoop Group Showcase League from 2019-22, guiding the team to the title in 2020.
- Four-time First Team All-Landmark Conference honoree and 2020 Reese's All-American at Drew, setting the school record for points (1,973), assists and made 3-pointers.



DAVID KASANGANAY

Graduate Assistant • East Carolina, 2022

- A native of Charlotte, Kasanganay (*kuh-SUNG-guh-nye*) is the lone first-year member of the Tennessee basketball staff, joining the team in the summer of 2023.
- Spent three years at East Carolina, where he earned an undergraduate degree and a master's certificate, beginning as a walk-on and eventually earning a scholarship
- Played in 21 games, starting six, in 2022-23 for first-year head coach Michael Schwartz, a former UT assistant under Barnes who led ECU to its best record in 10 years.
- Graduated from Ardrey Kell High School, where he finished third on its all-time scoring list, before spending two years at Navy and playing in 15 games.

O JONAS AIDOO

JR Forward | 6-11 | 240 | Journalism & Electronic Media
Durham, N.C. | Liberty Heights Athletic Institute



SEASON HIGHS

Points:	29 // vs. Georgia Southern, 12/12/23
Rebounds:	15 // at Georgia, 1/13/24
Assists:	4 // vs. George Mason, 12/5/23
Steals:	3 // vs. Kansas, 11/22/23
Blocks:	5 // at Georgia, 1/13/24
Field Goals:	10 (2x) // last vs. Ole Miss, 1/6/24
3-Pointers:	2 // vs. George Mason, 12/5/23
Free Throws:	8 // vs. Georgia Southern, 12/12/23
Minutes:	35:04 // at Georgia, 1/13/24

CAREER HIGHS

Points:	29 // vs. Georgia Southern, 12/12/23
Rebounds:	15 // at Georgia, 1/13/24
Assists:	4 (2x) // last vs. George Mason, 12/5/23
Steals:	3 (2x) // last vs. Kansas, 11/22/23
Blocks:	5 (2x) // last at Georgia, 1/13/24
Field Goals:	10 (2x) // last vs. Ole Miss, 1/6/24
3-Pointers:	2 (2x) // last vs. George Mason, 12/5/23
Free Throws:	8 // vs. Georgia Southern, 12/12/23
Minutes:	35:04 // at Georgia, 1/13/24

SEC HIGHS

Points:	24 // vs. Ole Miss, 1/6/24
Rebounds:	15 // at Georgia, 1/13/24
Assists:	4 // vs. Mississippi State, 1/3/23
Steals:	2 // at Vanderbilt, 1/27/24
Blocks:	5 // at Georgia, 1/13/24
Field Goals:	10 // vs. Ole Miss, 1/6/24
3-Pointers:	2 // at South Carolina, 1/7/23
Free Throws:	4 // vs. Ole Miss, 1/6/24
Minutes:	35:04 // at Georgia, 1/13/24

PRODUCTION TRACKER

	2023-24	Career
Scored 5+ Points	19	40
Scored 10+ Points	12	16
Had 5+ Rebounds	17	38
Had 10+ Rebounds	7	9
Led the Vols in Rebounding	11	20
Had 3+ Offensive Rebounds	9	25
Had a Double-Double	6	7
Had Multiple Blocks	14	29
Led the Vols in Blocks	13	39
Had a Positive Assist/TO Ratio	9	25

CAREER STATS

	GP-GS	Min	Avg	FG-A	Pct	3FG-A	Pct	FT-A	Pct	Off-Def-Rebs	Avg	PF-FO	Ast	TO	Blk	Stl	Pts	Avg
2021-22	19-0	148	7.8	13-40	.325	0-0	.000	14-17	.824	19-23-42	2.2	19-0	3	5	10	4	40	2.1
2022-23	35-9	637	18.2	76-150	.507	5-18	.278	21-28	.750	63-108-171	4.9	69-1	33	28	44	17	178	5.1
2023-24	22-22	536	24.4	107-208	.514	3-15	.200	36-56	.643	57-106-163	7.4	49-3	24	19	42	16	253	11.5
TOTAL	76-31	1322	17.4	196-398	.492	8-33	.242	71-101	.703	139-237-376	4.9	137-4	60	52	96	37	471	6.2



Last name pronounced: AY-Doo
Full bio can be found [HERE](#) on [UTsports.com](#)

AS A JUNIOR IN 2023-24

- Compiled an 11-point, game-best 11-rebound double-double in the victory at No. 10/8 Kentucky (2/3/24), adding a team-high three blocks.
- Logged nine points, a game-best 10 rebounds and two blocks in the comeback win at Vanderbilt (1/27/24).
- Finished with 19 points on 9-of-14 shooting in the win over Alabama (1/20/24), marking his first time logging 15-plus points in back-to-back outings, as well as blocked a game-high four shots.
- Recorded 19 points on 9-of-16 shooting, along with a team-high nine rebounds and team-leading two blocks, versus Florida (1/16/24).
- Totaled 10 points, a career-high 15 rebounds and a co-career-best five blocks in a career-leading 35 minutes at Georgia (1/13/24), becoming the first Vol with 15-plus rebounds since 1/8/19, the first Vol with seven-plus offensive rebounds since 2/4/20, the only Vol with a 10p/15r/5b game in the last 15 seasons and the first SEC player with that line since eventual lottery pick Walker Kessler of Auburn on 2/8/22.
- Amassed 24 points, the second-most of his career, and 10 rebounds in the SEC-opening win over No. 22/19 Ole Miss (1/6/24), finishing 10-of-19 from the floor to tie a career high in makes.
- Poured in a career-best 29 points, including 21 in the first 17 minutes, on 10-of-16 shooting—also a career high in made field goals—versus Georgia Southern (12/12/23), adding 11 rebounds, two steals and two blocks to become the first Power Six player with that stat line since Kentucky's Oscar Tshiebwe on 3/17/22 and the first Vol with a 29-point double-double since Admiral Schofield on 12/15/18.
- Notched 14 points, seven rebounds and two blocks in the victory over No. 20/18 Illinois (12/9/23).
- Registered a career-high 17 points against George Mason (12/5/23), shooting 7-of-11 overall and 2-of-2 beyond the arc to set his career best in made field goals and tie his top mark in made 3-pointers, while adding a game-leading eight rebounds and a co-career-best four assists.
- Scored 13 points on 5-of-7 shooting at No. 17/16 North Carolina (11/29/23) in a return to his home state.
- Produced his second-career double-double with 14 points and 11 rebounds, his third time reaching double figures in the latter category, in the Maui Invitational opener against Syracuse (11/20/23).
- Amassed eight points, 11 rebounds, three blocks and three steals versus in the Maui Invitational finale against top-ranked Kansas (11/22/23), becoming the first Vol with that line in Rick Barnes' tenure and the player from any school with that line against a Power Six foe since DePaul's Nick Ongenda versus Georgetown (2/25/23).
- Logged 10 points on 5-of-8 shooting and a team-high seven rebounds in the victory at Wisconsin (11/10/23).

2023 TRIP TO ITALY

- Averaged 9.3 ppg, 8.7 rpg and a team-best 2.0 bpg during UT's three outings abroad.

AS A SOPHOMORE IN 2022-23

- Finished the season tied for fourth in the SEC with 1.4 blocks per game during conference play.
- Led UT in offensive rebounding (1.8) and was second in rebounding (4.9) despite being seventh in minutes.
- Shot 58.9 percent from the field over Tennessee's final 13 contests.
- Averaged 8.0 ppg, 5.3 rpg and 2.0 bpg in 21.3 mpg during Tennessee's three NCAA Tournament games.
- Over doubled his playing time average, going from 7.8 mpg as a freshman to 18.2 mpg as a sophomore.
- Logged eight points, five rebounds and three blocked shots in the NCAA Tournament Round of 32 win over No. 12/16 Duke (3/18/23).
- In his second-career start, had a breakout performance during the win over top-ranked Alabama (2/15/23), notching his first double-double with 12 points and 11 rebounds, adding three blocks.
- Scored a career-high 15 points on 6-of-9 shooting at South Carolina (1/7/23) on 6-of-9 shooting, including a 2-of-3 clip from deep, marking his first collegiate outing with multiple made 3-pointers.
- Pulled down a career-best 13 rebounds (six offensive) in a then-career-high 29 minutes in the SEC opener at Ole Miss (12/28/22), adding eight points and three blocks.

AS A FRESHMAN IN 2021-22

- Appeared in 19 games, all off the bench, including each of the final 14 contests of the season.
- Set season highs in minutes (18), points (five), rebounds (seven) and blocks (three) in the win over fourth-ranked Kentucky (2/15/22), with two blocks of Oscar Tshiebwe, the eventual National Player of the Year.

OTHER NOTABLES

- A formidable rim protector who had a five-inch growth spurt prior to his sophomore year of high school, he boasts UT's longest wingspan (7-5.5) and highest standing reach (9-4).
- The consensus top recruit in North Carolina, he placed No. 40 in both the 247Sports Composite and On3 Consensus rankings, while peaking at No. 25 according to Rivals, which tabbed him a five-star prospect.
- Graduated from Voyager Academy (Durham, N.C.) before taking a prep year at Liberty Heights Athletic Institute (Charlotte, N.C.), where he averaged 15.0 ppg and 11.0 rpg on 68.0 percent shooting.
- Possesses over 415,000 followers and nine million likes on TikTok (@jonasaidoo).

11 TOBE AWAKA

SO Forward | 6-8 | 250 | Supply Chain Management
Hyde Park, N.Y. | Cardinal Hayes



SEASON HIGHS

Points:	11 // vs. George Mason, 12/5/23
Rebounds:	12 // vs. NC State, 12/16/23
Assists:	3 (2x) // last vs. NC State, 12/16/23
Steals:	1 (4x) // last vs. Ole Miss, 1/6/24
Blocks:	5 // vs. Tarleton State, 12/21/23
Field Goals:	4 (2x) // last vs. Norfolk State, 1/2/24
3-Pointers:	-- // --
Free Throws:	5 (3x) // last vs. Ole Miss, 1/6/24
Minutes:	23:46 // vs. Tarleton State, 12/21/23

CAREER HIGHS

Points:	11 // vs. George Mason, 12/5/23
Rebounds:	12 // vs. NC State, 12/16/23
Assists:	3 (2x) // last vs. NC State, 12/16/23
Steals:	1 (10x) // last vs. Ole Miss, 1/6/24
Blocks:	5 // vs. Tarleton State, 12/21/23
Field Goals:	4 (4x) // last vs. Norfolk State, 1/2/24
3-Pointers:	-- // --
Free Throws:	5 (3x) // last vs. Ole Miss, 1/6/24
Minutes:	25:54 // at Texas A&M, 2/21/23

SEC HIGHS

Points:	10 (2x) // last at Texas A&M, 2/21/23
Rebounds:	10 // at Auburn, 3/4/23
Assists:	2 // at Auburn, 3/4/23
Steals:	1 (4x) // last vs. Ole Miss, 1/6/24
Blocks:	2 // at Mississippi State, 1/17/23
Field Goals:	4 (2x) // last at Vanderbilt, 2/8/23
3-Pointers:	-- // --
Free Throws:	5 // vs. Ole Miss, 1/6/24
Minutes:	25:54 // at Texas A&M, 2/21/23

PRODUCTION TRACKER

	2023-24	Career
Scored 5+ Points	11	20
Scored 10+ Points	2	4
Led the Vols in Scoring	--	--
Had 5+ Rebounds	11	24
Had 10+ Rebounds	2	4
Led the Vols in Rebounding	4	9
Had Multiple Steals	--	--
Drew Multiple Charges	--	--
Had a Positive Assist/TO Ratio	4	8

CAREER STATS

	GP-GS	Min	Avg	FG-A	Pct	3FG-A	Pct	FT-A	Pct	Off-Def-Rebs	Avg	PF-FO	Ast	TO	Blk	Stl	Pts	Avg
2022-23	34-0	352	10.4	45-76	.592	0-0	.000	18-39	.462	59-69-128	3.8	47-0	11	13	11	6	108	3.2
2023-24	21-0	263	12.5	34-58	.586	0-0	.000	25-35	.714	50-49-99	4.7	52-2	8	15	15	5	93	4.4
TOTAL	55-0	613	11.1	79-134	.590	0-0	.000	43-74	.581	109-118-227	4.1	99-2	19	28	26	11	201	3.7



Name pronounced: Toe-BAY Uh-WAH-Kuh
Full bio can be found [HERE](#) on [UTsports.com](#)

AS A SOPHOMORE IN 2023-24

- Scored nine points and went a perfect 5-of-5 from the line, tying a career best in makes, in the victory over No. 22/19 Ole Miss (1/6/24) in the SEC opener.
- Compiled his first collegiate double-double with a 10-point, 11-rebound performance against Norfolk State (1/2/24), finishing 4-of-6 from the floor to tie a career high in makes.
- Blocked five shots, over doubling his career high, against Tarleton State (12/21/23) and went 5-of-6 from the free-throw line to tie a career best in makes.
- Pulled down a career-best 12 rebounds, tied for the most by a Vol on the season, in the win over NC State (12/16/23) in San Antonio, Texas, adding five points and a co-career-high three assists.
- Totaled seven points on 3-of-4 shooting, six rebounds and a career-high three assists against Georgia Southern (12/12/23).
- Returned to action against George Mason (12/5/23) and finished with a career-best 11 points on 4-of-6 shooting, tying his top mark in makes, to go along with a season-high seven rebounds.
- Left the game versus Syracuse (11/20/23) after 73 seconds with a right ankle injury, played in the final two contests at the Maui Invitational and then missed the game at No. 17/16 North Carolina (11/29/23).
- Put up nine points and six rebounds versus Wofford (11/14/23), setting career highs in free throws both made (five) and attempted (seven).
- Posted six points on 3-of-4 shooting and six rebounds in just 12 minutes in the win at Wisconsin (11/10/23).

2023 TRIP TO ITALY

- Lone Vol to average a double-double, posting 13.7 ppg and a team-high 10.3 rpg across the three outings.
- Finished as UT's second-leading scorer during the trip while shooting 80.0 percent (16-of-20) from the field.

2023 FIBA U19 WORLD CUP

- Finished as the second-leading scorer (11.6 ppg) and top rebounder (10.6 rpg) for Team USA, the latter mark second-best in the whole tournament, while shooting 60.0 percent from the field.
- Started six of seven games for Team USA, which went 5-2 and finished fourth, in Debrecen, Hungary.
- Among four players in the tournament with four double-doubles and one of three to average a double-double.

AS A FRESHMAN IN 2022-23

- Finished seventh among all DI players (min. 150 minutes) in offensive rebounding percentage (19.1) and top-15 in total rebounding percentage (20.9).
- Played in all 34 contests, including averaging 7.6 rpg in the 10 games he played at least 15 minutes.
- Finished second among UT rotation players in field-goal percentage (59.2).
- Led the team in offensive rebounding (1.8 orpg) in SEC play despite ranking ninth with just 12.8 mpg.
- Totaled a co-season-high 10 points and seven boards in a season-best 26 minutes at Texas A&M (2/21/23).
- Logged eight points and nine rebounds (three offensive) in 22 minutes at Vanderbilt (2/8/23).
- Scored a season-best 10 points in the win over Georgia (1/25/23), going 3-of-3 from the floor and 4-of-4 at the line.
- Playing in his home state of New York, put up seven points and eight boards in a neutral-site win over No. 13 Maryland (12/11/22) at the Barclays Center, finishing a team-best +17 in the victory.

OTHER NOTABLES

- Named the 2022 New York Gatorade Player of the Year, an award VFL and current Philadelphia 76ers forward Tobias Harris won in 2010, after averaging 19.2 ppg and 13.9 rpg.
- Teammate for one summer of current Tennessee guard Zakai Zeigler with the New York Lightning AAU program in the EYBL.
- Other notable alums of Cardinal Hayes in the Bronx include filmmaker Martin Scorsese, TV host Regis Philbin, NBA player Jamal Mashburn Sr., rapper Jim Jones and comedian George Carlin.

43 CAMERON CARR

FR Guard | 6-5 | 175 | Communication Studies
Eden Prairie, Minn. | Link Academy (Mo.)



@WHOIS.CAMCARR

Full bio can be found [HERE](#) on UTsports.com

AS A FRESHMAN IN 2023-24

- Notched his first assist and rebound in SEC play during the victory at No. 10/8 Kentucky (2/3/24).
- Set new highs in rebounds (three), blocks (two) and minutes (10) in the win over Georgia Southern (12/12/23), adding two points.
- Notched three points and three assists versus Tennessee Tech (11/6/23) in his collegiate debut.

2023 TRIP TO ITALY

- Inactive during UT's exhibition tour in August due to a shoulder strain.
- Enrolled just weeks before the trip, as he was the final Vol newcomer to join the team.

OTHER NOTABLES

- Owns an impressive 7-1 wingspan (plus-8 inches) and increased his standing vertical jump by 3.43 inches between his July arrival on campus and the start of the 2023-24 season.
- Consensus top-65 recruit ranked as high as No. 46 by Rivals and No. 54 by 247Sports.
- Helped lead Link Academy in Missouri to a 27-1 record, the GEICO Nationals championship and an ESPN final No. 1 ranking as a senior in 2022-23.
- Prep teammate of fellow Tennessee freshman Cade Phillips as a senior at the same school former UT forward Julian Phillips (2022-23) attended.
- Attended Manhattan High School in Manhattan, Kan., before transferring to Link Academy for his senior year.
- Helped lead MoKan Elite to the 2022 Nike Peach Jam title, notching a 5.7 assist/turnover ratio.
- Father, Chris Carr, played six seasons in the NBA (1995-03) after starring collegiately at Southern Illinois (1992-95), finished as the runner-up to Kobe Bryant in the 1997 NBA Slam Dunk Contest and is now a DII assistant coach at Drury University in Springfield, Mo.
- Mother, Tanya, was a member of the Minnesota Timberwolves' dance team.
- Sister, Christianna Carr, played college basketball at Kansas State (2018-21), Syracuse (2021-22) and Arkansas (2022-23).

SEASON HIGHS

Points:	3 (2x) // last vs. Wofford, 11/14/23
Rebounds:	3 // vs. Georgia Southern, 12/12/23
Assists:	3 // vs. Tennessee Tech, 11/6/23
Steals:	-- // --
Blocks:	2 // vs. Georgia Southern, 12/12/23
Field Goals:	1 (3x) // last vs. Georgia Southern, 12/12/23
3-Pointers:	1 (2x) // last vs. Wofford, 11/14/23
Free Throws:	-- // --
Minutes:	9:59 // vs. Georgia Southern, 12/12/23

CAREER HIGHS

Points:	3 (2x) // last vs. Wofford, 11/14/23
Rebounds:	3 // vs. Georgia Southern, 12/12/23
Assists:	3 // vs. Tennessee Tech, 11/6/23
Steals:	-- // --
Blocks:	2 // vs. Georgia Southern, 12/12/23
Field Goals:	1 (3x) // last vs. Georgia Southern, 12/12/23
3-Pointers:	1 (2x) // last vs. Wofford, 11/14/23
Free Throws:	-- // --
Minutes:	9:59 // vs. Georgia Southern, 12/12/23

SEC HIGHS

Points:	-- // --
Rebounds:	1 // at Kentucky, 2/3/24
Assists:	1 // at Kentucky, 2/3/24
Steals:	-- // --
Blocks:	-- // --
Field Goals:	-- // --
3-Pointers:	-- // --
Free Throws:	-- // --
Minutes:	3:04 // at Kentucky, 2/3/24

PRODUCTION TRACKER

2023-24	
Scored 5+ Points	--
Scored 10+ Points	--
Led the Vols in Scoring	--
Made Multiple 3-Pointers	--
Had 5+ Rebounds	--
Had 5+ Assists	--
Led the Vols in Assists	--
Had Multiple Steals	--
Led the Vols in Steals	--
Had a Positive Assist/TO Ratio	3

2023-24 GAME-BY-GAME STATS

OPPONENT	DATE	St	MIN	FG-FGA	PCT	3FG-FGA	PCT	FT-FTA	PCT	OFF	DEF	TOT	PF	A	TO	BLK	STL	PTS
Tenn. Tech	11/6/23	9	1-3	.333	1-3	.333	0-0	.000	0	1	1	2	3	0	0	0	0	3
at Wisconsin	11/10/23					DNP												
Wofford	11/14/23	5	1-1	1.000	1-1	1.000	0-0	.000	0	1	1	0	1	0	0	0	0	3
vs. Syracuse	11/20/23					DNP												
vs. Purdue	11/21/23					DNP												
vs. Kansas	11/22/23					DNP												
at N. Carolina	11/29/23	0+	0-1	.000	0-1	.000	0-0	.000	0	0	0	0	0	0	0	0	0	0
George Mason	12/5/23	2	0-0	.000	0-0	.000	0-0	.000	0	1	1	0	1	0	0	0	0	0
Illinois	12/9/23					DNP												
Ga. Southern	12/12/23	10	1-4	.250	0-3	.000	0-1	.000	0	3	3	0	0	2	2	0	2	2
vs. NC State	12/16/23					DNP												
Tarleton State	12/21/23					DNP												
Norfolk State	1/2/24	4	0-3	.000	0-0	.000	0-0	.000	0	0	0	0	0	0	0	0	0	0
Ole Miss	1/6/24					DNP												
at Miss. State	1/10/24					DNP												
at Georgia	1/13/24					DNP												
Florida	1/16/24	1	0-0	.000	0-0	.000	0-0	.000	0	0	0	0	0	0	0	0	0	0
Alabama	1/20/24					DNP												
at Vanderbilt	1/27/24					DNP												
S. Carolina	1/30/24					DNP												
at Kentucky	2/3/24	3	0-1	.000	0-1	.000	0-0	.000	0	1	1	1	1	0	0	0	0	0
LSU	2/7/24	2	0-3	.000	0-3	.000	0-0	.000	0	0	0	0	0	0	0	0	0	0
at Texas A&M	2/10/24																	
at Arkansas	2/14/24																	
Vanderbilt	2/17/24																	
at Missouri	2/20/24																	
Texas A&M	2/24/24																	
Auburn	2/28/24																	
at Alabama	3/2/24																	
at S. Carolina	3/6/24																	
Kentucky	3/9/24																	
vs. TBD	TBD																	

CAREER STATS

	GP-GS	Min	Avg	FG-A	Pct	3FG-A	Pct	FT-A	Pct	Off-Def-Rebs	Avg	PF-FO	Ast	TO	Blk	Stl	Pts	Avg
2023-24	9-0	36	4.0	3-16	.188	2-12	.167	0-1	.000	0-7-7	0.8	3-0	6	2	2	0	8	0.9
TOTAL	9-0	36	4.0	3-16	.188	2-12	.167	0-1	.000	0-7-7	0.8	3-0	6	2	2	0	8	0.9



SEASON HIGHS

Points:	2 // vs. Norfolk State, 1/2/24
Rebounds:	-- // --
Assists:	-- // --
Steals:	1 // vs. Norfolk State, 1/2/24
Blocks:	-- // --
Field Goals:	1 // vs. Norfolk State, 1/2/24
3-Pointers:	-- // --
Free Throws:	-- // --
Minutes:	1:37 // vs. Tennessee Tech, 11/6/23

DI CAREER HIGHS

Points:	2 (2x) // last vs. vs. Norfolk State, 1/2/24
Rebounds:	1 // vs. Mississippi State, 1/3/23
Assists:	-- // --
Steals:	1 // vs. Norfolk State, 1/2/24
Blocks:	2 // vs. Mississippi State, 1/3/23
Field Goals:	1 (2x) // last vs. vs. Norfolk State, 1/2/24
3-Pointers:	-- // --
Free Throws:	-- // --
Minutes:	1:49 // vs. Mississippi State, 1/3/23

SEC HIGHS

Points:	2 // vs. Mississippi State, 1/3/23
Rebounds:	1 // vs. Mississippi State, 1/3/23
Assists:	-- // --
Steals:	-- // --
Blocks:	2 // vs. Mississippi State, 1/3/23
Field Goals:	1 // vs. Mississippi State, 1/3/23
3-Pointers:	-- // --
Free Throws:	-- // --
Minutes:	1:49 // vs. Mississippi State, 1/3/23



Full bio can be found [HERE](#) on UTsports.com

AS A SENIOR IN 2023-24

- Logged a steal and a dunk in the non-conference finale against Norfolk State (1/2/24).
- Earned two minutes of playing time against Tennessee Tech (11/6/23) in the season opener.

AS A JUNIOR IN 2022-23

- Appeared in four contests, including three in SEC play, during his first season at UT.
- Scored his first points as a Volunteer in the closing minutes of the home win over Mississippi State (1/3/23), adding a rebound and two blocks.

AT MARY WASHINGTON UNIVERSITY

- Wore No. 50 while playing two seasons at the DIII school in his hometown of Fredericksburg, Va.
- Appeared in 52 games, making 23 starts, while averaging 3.0 ppg and 2.6 rpg on 53.4 percent shooting.
- Helped the Eagles to a 16-9 record and an appearance in the C2C Conference title game in 2021-22, putting up 5.1 ppg and 3.8 rpg on a 58.4 percent field-goal clip.
- Scored in double figures three times during his final year, logging a season-best 12 points in a win over Marymount (Va.) (12/4/21).
- Inactive during the 2020-21 season after playing in all 27 contests during the 2019-20 campaign.

OTHER NOTABLES

- Earned an undergraduate degree in business analytics from Tennessee in December 2023.
- Did three reps at 425lbs. on a reverse band back squat during the 2023 offseason.
- Named an all-district honoree at Stafford as a senior in 2018-19, also serving as a team captain.
- Father, Kevin, played basketball from 1983-85 at the United States Naval Academy, where he was a teammate of future No. 1 overall NBA Draft pick, 10-time NBA All-Star and two-time NBA champion David Robinson, the 1995 NBA MVP.
- Brother, Matthew, played collegiate tennis at Randolph-Macon College, a DIII institution in Ashland, Va.

2023-24 GAME-BY-GAME STATS

OPPONENT	DATE	St	MIN	FG-FGA	PCT	3FG-FGA	PCT	FT-FTA	PCT	OFF	DEF	TOT	PF	A	TO	BLK	STL	PTS
Tenn. Tech	11/6/23		2	0-1	.000	0-0	.000	0-0	.000	0	0	0	0	0	0	0	0	0
at Wisconsin	11/10/23				DNP													
Wofford	11/14/23				DNP													
vs. Syracuse	11/20/23				DNP													
vs. Purdue	11/21/23				DNP													
vs. Kansas	11/22/23				DNP													
at N. Carolina	11/29/23				DNP													
George Mason	12/5/23				DNP													
Illinois	12/9/23				DNP													
Ga. Southern	12/12/23				DNP													
vs. NC State	12/16/23				DNP													
Tarleton State	12/21/23				DNP													
Norfolk State	1/2/24	0+		1-1	1.000	0-0	.000	0-0	.000	0	0	0	0	0	0	0	1	2
Ole Miss	1/6/24				DNP													
at Miss. State	1/10/24				DNP													
at Georgia	1/13/24				DNP													
Florida	1/16/24				DNP													
Alabama	1/20/24				DNP													
at Vanderbilt	1/27/24				DNP													
South Carolina	1/30/24				DNP													
at Kentucky	2/3/24				DNP													
LSU	2/7/24				DNP													
at Texas A&M	2/10/24				DNP													
at Arkansas	2/14/24				DNP													
Vanderbilt	2/17/24				DNP													
at Missouri	2/20/24				DNP													
Texas A&M	2/24/24				DNP													
Auburn	2/28/24				DNP													
at Alabama	3/2/24				DNP													
at S. Carolina	3/6/24				DNP													
Kentucky	3/9/24				DNP													
vs. TBD	TBD				DNP													

DI CAREER STATS

	GP-GS	Min	Avg	FG-A	Pct	3FG-A	Pct	FT-A	Pct	Off-Def-Rebs	Avg	PF-FO	Ast	TO	Blk	Stl	Pts	Avg
2022-23	4-0	6	1.5	1-1	1.000	0-0	.000	0-0	.000	0-1-1	0.3	0-0	0	0	2	0	2	0.5
2023-24	2-0	2	1.1	1-2	.500	0-0	.000	0-0	.000	0-0-0	0.0	0-0	0	0	0	1	2	1.0
TOTAL	6-0	8	1.3	2-3	.667	0-0	.000	0-0	.000	0-1-1	0.2	0-0	0	0	2	1	4	0.7

1 FREDDIE DILIONE V

R-FR Guard | 6-5 | 195 | Business Management
Fayetteville, N.C. | Word of God Christian Academy



Last name pronounced: Dill-Ee-ON
Full bio can be found [HERE](#) on [UTsports.com](#)



AS A FRESHMAN IN 2023-24

- Scored five points versus Alabama (1/20/24) and made both his field-goal attempts.
- Made both of his shot attempts, including notching his first made 3-pointer as a collegian, against Georgia Southern (12/12/23) and finished with five points.
- Exited the game against Wofford (11/14/23) due to injury and, on 11/20/23, ruled out for the Maui Invitational with a partially torn left plantar fascia that also kept him out at No. 17/16 North Carolina (11/29/23).
- Made his collegiate debut with seven points, three boards and three assists versus Tennessee Tech (11/6/23).

2023 TRIP TO ITALY

- Averaged 11.0 ppg, a team-high 5.3 apg and 2.3 spg, while posting a 2.67 assist/turnover ratio.
- Scored in double figures in every outing, including a 10-point, 10-assist double-double in the second game against the Lithuanian U21 National Team.

2023 USA BASKETBALL

- In mid-June, he was among 35 athletes—along with UT teammate Tobe Awaka—selected for the 2023 USA Basketball FIBA U19 World Cup Team training camp and advanced through multiple rounds of cuts before being one of the last two players trimmed from the final 12-man roster.

AS A FRESHMAN IN 2022-23

- Early enrollee joined the Volunteers in January 2023, practicing and traveling with the team during the second half of the season while redshirting.

OTHER NOTABLES

- Prior to graduating early in December of 2022, was rated as high as No. 24 overall in the Class of 2023 by 247Sports and also was the top-rated prospect in the state of North Carolina per the 247Sports Composite.
- In the 10 months between his arrival at UT and the start of the 2023-24 season, put on 17lbs. and added 3.94 inches to his standing vertical jump.
- Broke the Overtime Elite league single-game scoring record with 36 points versus the OSL Falcons (11/8/22).
- One of 50 players on the 2022-23 USA TODAY Boys Basketball Player of the Year watch list and a member of the 2023 Jersey Mike's Naismith Player of the Year watch list.
- Averaged 25.4 ppg, 7.2 rpg and 6.9 apg as a junior in 2021-22 at Word of God Christian Academy, the alma mater of five-time NBA All-Star and 2010 No. 1 overall NBA Draft pick John Wall.
- Previously attended Trinity Christian, where he also played one season of baseball as a pitcher and outfielder.
- Fourth of six siblings and younger brother of John White, who played linebacker at DII UNC Pembroke.
- Third Volunteer from Fayetteville, N.C., joining John Fields (2010-11) and Kwe Parker (2016-17).

SEASON HIGHS

Points:	7 // vs. Tennessee Tech, 11/6/23
Rebounds:	3 // vs. Tennessee Tech, 11/6/23
Assists:	3 // vs. Tennessee Tech, 11/6/23
Steals:	1 (4x) // last vs. Alabama, 1/20/24
Blocks:	-- // --
Field Goals:	3 // vs. Tennessee Tech, 11/6/23
3-Pointers:	1 (2x) // last vs. Alabama, 1/20/24
Free Throws:	2 // at Georgia, 1/13/24
Minutes:	16:24 // vs. Tennessee Tech, 11/6/23

CAREER HIGHS

Points:	7 // vs. Tennessee Tech, 11/6/23
Rebounds:	3 // vs. Tennessee Tech, 11/6/23
Assists:	3 // vs. Tennessee Tech, 11/6/23
Steals:	1 (4x) // last vs. Alabama, 1/20/24
Blocks:	-- // --
Field Goals:	3 // vs. Tennessee Tech, 11/6/23
3-Pointers:	1 (2x) // last vs. Alabama, 1/20/24
Free Throws:	2 // at Georgia, 1/13/24
Minutes:	16:24 // vs. Tennessee Tech, 11/6/23

SEC HIGHS

Points:	5 // vs. Alabama, 1/20/24
Rebounds:	1 // at Georgia, 1/13/24
Assists:	2 // vs. Florida, 1/16/24
Steals:	1 (3x) // last vs. Alabama, 1/20/24
Blocks:	-- // --
Field Goals:	2 // vs. Alabama, 1/20/24
3-Pointers:	1 // vs. Alabama, 1/20/24
Free Throws:	2 // at Georgia, 1/13/24
Minutes:	4:36 // vs. Alabama, 1/20/24

PRODUCTION TRACKER

2023-24	
Scored 5+ Points	3
Scored 10+ Points	--
Led the Vols in Scoring	--
Made Multiple 3-Pointers	--
Had 5+ Rebounds	--
Had 5+ Assists	--
Led the Vols in Assists	--
Had Multiple Steals	--
Led the Vols in Steals	--
Had a Positive Assist/TO Ratio	1

2023-24 GAME-BY-GAME STATS

OPPONENT	DATE	St	MIN	FG-FGA PCT	3FG-FGA PCT	FT-FTA PCT	OFF DEF TOT	PF	A	TO	BLK	STL	PTS				
Tenn. Tech	11/6/23	16	3-5	.600	0-0	.000	1-1	1.000	0	3	3	0	3	2	0	0	7
at Wisconsin	11/10/23	3	0-0	.000	0-0	.000	0-0	.000	0	0	0	0	0	0	0	0	0
Wofford	11/14/23	3	0-0	.000	0-0	.000	0-0	.000	0	1	1	1	0	0	0	0	0
vs. Syracuse	11/20/23		DNP	INJ													
vs. Purdue	11/21/23		DNP	INJ													
vs. Kansas	11/22/23		DNP	INJ													
at N. Carolina	11/29/23		DNP	INJ													
George Mason	12/5/23	9	1-3	.333	0-1	.000	1-2	.500	0	2	2	1	1	2	0	0	3
Illinois	12/9/23		DNP														
Ga. Southern	12/12/23	8	2-2	1.000	1-1	1.000	0-0	.000	0	1	1	3	4	4	0	0	5
vs. NC State	12/16/23		DNP														
Tarleton State	12/21/23		DNP														
Norfolk State	1/2/24	9	2-3	.667	0-1	.000	0-0	.000	0	1	1	1	2	3	0	1	4
Ole Miss	1/6/24		DNP														
at Miss. State	1/10/24	3	0-0	.000	0-0	.000	0-0	.000	0	0	0	0	0	0	0	0	0
at Georgia	1/13/24	4	0-2	.000	0-1	.000	2-2	1.000	0	1	1	1	0	0	0	1	2
Florida	1/16/24	6	0-0	.000	0-0	.000	0-0	.000	0	0	0	0	2	1	0	1	0
Alabama	1/20/24	5	2-2	1.000	1-1	1.000	0-0	.000	0	0	0	2	1	1	0	1	5
at Vanderbilt	1/27/24	0+	0-0	.000	0-0	.000	0-0	.000	0	0	0	0	0	1	0	0	0
South Carolina	1/30/24		DNP														
at Kentucky	2/3/24		DNP														
LSU	2/7/24		DNP														
at Texas A&M	2/10/24																
at Arkansas	2/14/24																
Vanderbilt	2/17/24																
at Missouri	2/20/24																
Texas A&M	2/24/24																
Auburn	2/28/24																
at Alabama	3/2/24																
at S. Carolina	3/6/24																
Kentucky	3/9/24																
vs. TBD	TBD																

CAREER STATS

	GP-GS	Min	Avg	FG-A	Pct	3FG-A	Pct	FT-A	Pct	Off-Def-Rebs	Avg	PF-FO	Ast	TO	Blk	Stl	Pts	Avg
2023-24	11-0	67	6.0	10-17	.588	2-5	.400	4-5	.800	0-9-9	0.8	7-0	9	10	0	4	26	2.4
TOTAL	11-0	67	6.0	10-17	.588	2-5	.400	4-5	.800	0-9-9	0.8	7-0	9	10	0	4	26	2.4

13 J.P. ESTRELLA

FR Forward | 6-11 | 241 | Business Management
Scarborough, Maine | Brewster Academy (N.H.)



@JPESTRELLA13

Last name pronounced: Uh-STRELL-Uh
Full bio can be found [HERE](#) on [UTsports.com](#)

SEASON HIGHS

Points:	7 (2x) // last vs. Florida, 1/16/24
Rebounds:	3 (2x) // last at Vanderbilt, 1/27/24
Assists:	1 (3x) // last vs. South Carolina, 1/30/24
Steals:	-- // --
Blocks:	1 (3x) // last vs. Florida, 1/16/24
Field Goals:	3 // vs. George Mason, 12/5/23
3-Pointers:	-- // --
Free Throws:	3 // vs. Florida, 1/16/24
Minutes:	12:20 // vs. Norfolk State, 1/2/24

CAREER HIGHS

Points:	7 (2x) // last vs. Florida, 1/16/24
Rebounds:	3 (2x) // last at Vanderbilt, 1/27/24
Assists:	1 (3x) // last vs. South Carolina, 1/30/24
Steals:	-- // --
Blocks:	1 (3x) // last vs. Florida, 1/16/24
Field Goals:	3 // vs. George Mason, 12/5/23
3-Pointers:	-- // --
Free Throws:	3 // vs. Florida, 1/16/24
Minutes:	12:20 // vs. Norfolk State, 1/2/24

SEC HIGHS

Points:	7 // vs. Florida, 1/16/24
Rebounds:	3 // at Vanderbilt, 1/27/24
Assists:	1 // vs. South Carolina, 1/30/24
Steals:	-- // --
Blocks:	1 // vs. Florida, 1/16/24
Field Goals:	2 // vs. Florida, 1/16/24
3-Pointers:	-- // --
Free Throws:	3 // vs. Florida, 1/16/24
Minutes:	8:52 // vs. Florida, 1/16/24

PRODUCTION TRACKER

2023-24	
Scored 5+ Points	2
Scored 10+ Points	--
Led the Vols in Scoring	--
Had 5+ Rebounds	--
Had 10+ Rebounds	--
Led the Vols in Rebounding	--
Had a Double-Double	--
Had Multiple Blocks	--
Led the Vols in Blocks	--
Had Multiple Steals	--

AS A FRESHMAN IN 2023-24

- Scored a career-best seven points, finishing 2-of-2 from the floor and 3-of-4 at the line, and blocked one shot in the win over Florida (1/16/24).
- Produced seven points on a perfect 3-of-3 field-goal clip in the victory against George Mason (12/5/23).
- Scored four points, making both his field-goal attempts, and blocked a shot against Tennessee Tech (11/6/23) in his collegiate debut.

2023 TRIP TO ITALY

- Averaged 5.3 ppg and 6.3 rpg while shooting 63.6 percent (7-of-11) from the field across three contests.
- Posted an 11-point, 10-rebound double-double in the Vols' first game, a victory against the Lithuanian U21 National Team.

OTHER NOTABLES

- Added 10lbs. between his arrival at UT and the start of the 2023-24 season while also increasing his fast explosive strength metric by 25 percent.
- Unanimous four-star, top-80 recruit ranked as high as No. 57 in his class by Rivals.
- Among 27 elite prospects selected to participate in the 2023 Iverson Classic.
- Attended local South Portland High School for two years and led the team to a state title as a junior in 2021-22, averaging 20.2 ppg, 11.8 and 4.1 bpg.
- Transferred to powerhouse Brewster Academy in Wolfeboro, N.H., for his senior year.
- Mother, Allie (Booth) Estrella, won Maine Miss Basketball in 1995 and then played at Boston College from 1995-99, with her career ending in Knoxville, Tenn., against top-seeded Tennessee in the 1999 NCAA Tournament Round of 32.
- First player in program history who hails from the state of Maine.

2023-24 GAME-BY-GAME STATS

OPPONENT	DATE	St	MIN	FG-FGA	PCT	3FG-FGA	PCT	FT-FTA	PCT	OFF	DEF	TOT	PF	A	TO	BLK	STL	PTS
Tenn. Tech	11/6/23	7	2-2	1.000	0-0	.000	0-0	.000	0	1	1	1	0	0	0	1	0	4
at Wisconsin	11/10/23			DNP														
Wofford	11/14/23	3	0-0	.000	0-0	.000	0-0	.000	0	0	0	1	0	0	0	1	0	0
vs. Syracuse	11/20/23	9	0-0	.000	0-0	.000	0-0	.000	3	0	3	0	1	0	0	0	0	2
vs. Purdue	11/21/23	8	0-0	.000	0-0	.000	0-0	.000	0	0	0	3	0	1	0	0	0	0
vs. Kansas	11/22/23	2	0-0	.000	0-0	.000	0-0	.000	0	0	0	0	0	0	0	0	0	0
at N. Carolina	11/29/23	3	0-0	.000	0-0	.000	0-0	.000	0	1	1	1	0	0	0	0	0	0
George Mason	12/5/23	5	3-3	1.000	0-0	.000	1-2	.500	0	1	1	3	0	1	0	0	0	7
Illinois	12/9/23			DNP														
Ga. Southern	12/12/23	4	2-3	.667	0-0	.000	0-0	.000	1	0	1	0	0	0	0	0	0	4
vs. NC State	12/16/23	1	0-0	.000	0-0	.000	0-0	.000	0	0	0	0	0	0	0	0	0	0
Tarleton State	12/21/23	2	0-1	.000	0-0	.000	0-0	.000	0	0	0	0	0	0	0	0	0	0
Norfolk State	1/2/24	12	1-1	1.000	0-0	.000	2-2	1.000	0	1	1	4	1	2	0	0	0	4
Ole Miss	1/6/24			DNP														
at Miss. State	1/10/24			DNP														
at Georgia	1/13/24			DNP														
Florida	1/16/24	9	2-2	1.000	0-0	.000	3-4	.750	1	0	1	1	0	1	1	0	0	7
Alabama	1/20/24			DNP														
at Vanderbilt	1/27/24	5	1-1	1.000	0-0	.000	0-0	.000	2	1	3	1	0	0	0	0	0	2
South Carolina	1/30/24	4	1-2	.500	0-0	.000	0-0	.000	0	2	2	1	1	0	0	0	0	2
at Kentucky	2/3/24	2	0-0	.000	0-0	.000	0-0	.000	0	0	0	0	0	0	0	0	0	0
LSU	2/7/24	2	0-0	.000	0-0	.000	0-0	.000	0	0	0	0	0	0	0	0	0	0
at Texas A&M	2/10/24																	
at Arkansas	2/14/24																	
Vanderbilt	2/17/24																	
at Missouri	2/20/24																	
Texas A&M	2/24/24																	
Auburn	2/28/24																	
at Alabama	3/2/24																	
at S. Carolina	3/6/24																	
Kentucky	3/9/24																	
vs. TBD	TBD																	

CAREER STATS

	GP-GS	Min	Avg	FG-A	Pct	3FG-A	Pct	FT-A	Pct	Off-Def-Rebs	Avg	PF-FO	Ast	TO	Blk	Stl	Pts	Avg
2023-24	17-0	81	4.7	12-15	.800	0-0	.000	8-12	.667	7-8-15	0.9	16-0	3	6	3	0	32	1.9
TOTAL	17-0	81	4.7	12-15	.800	0-0	.000	8-12	.667	7-8-15	0.9	16-0	3	6	3	0	32	1.9

2 JORDAN GAINNEY

JR Guard | 6-3 | 186 | Communication Studies
Tucson, Ariz. | USC Upstate | South Kent School (Conn.)



Full bio can be found [HERE](#) on [UTsports.com](#)

HONORS

- 2022-23: First Team All-Big South ... Two-time Big South Player of the Week
- 2021-22: Big South Freshman of the Year ... Second Team All-Big South ... Kyle Macy Award finalist ... Seven-time Big South Freshman of the Week

AS A JUNIOR IN 2023-24

- Scored a season-best 18 points, shooting 3-of-6 from 3-point range and tying season bests in assists (three), steals (three) and made field goals (six) versus LSU (2/7/24).
- Finished with 10 points at Vanderbilt (1/27/24), shooting 2-of-3 from 3-point range and, for the second game in a row, an unblemished 4-of-4 at the stripe.
- Notched 15 points, shooting 3-of-5 from deep and a perfect 4-of-4 at the line, against Alabama (1/20/24) and set season highs in both rebounds (team-high five) and steals (three).
- Tallied 11 points at No. 17/16 North Carolina (11/29/23) and, with his first basket of the night, eclipsed 1,000 in his career in just his 71st outing.
- Recorded 13 points, a season-best four rebounds and a co-team-high three assists against top-ranked Kansas (11/22/23) in the final game of the Maui Invitational.
- Logged 15 points, hit two game-tying 3-pointers in the final five minutes and finished 6-of-7 at the stripe versus second-ranked Purdue (11/21/23) in the Maui Invitational.
- Scored 16 points against Wofford (11/14/23), finishing 4-of-10 from 3-point range and adding a pair of steals.
- Produced 14 points, three rebounds and three assists, shooting 5-of-9 from the floor and 2-of-4 beyond the arc, versus Tennessee Tech (11/6/23) to in his first outing as a Vol.

2023 TRIP TO ITALY

- Averaged 12.7 ppg and 2.7 apg while shooting 39.1 percent on 3-pointers in a team-high 22.7 mpg.

AS A SOPHOMORE AT USC UPSTATE IN 2022-23

- Tallied double-digit points in 25 of 32 outings, including eight showings with 20-plus points (three in a row).
- Paced the team in scoring (15.1 ppg) and steals (1.9 spg), as well as ranked second in assists (2.3 apg).
- Amassed 25 points on a 9-of-16 clip in the Big South Tournament opener against Gardner-Webb (3/3/23).
- Had a career-high 28 points on 9-of-20 shooting, adding five assists, versus South Carolina State (12/10/22).
- Totaled 21 points and a co-career-high six assists at Western Carolina (12/3/23) on 9-of-18 shooting.
- Registered 24 points on 8-of-16 shooting at Clemson (11/15/22), adding four rebounds and two assists.

AS A FRESHMAN AT USC UPSTATE IN 2021-22

- Started all 32 games, tallying double-figure points in 25 of them, with 20-plus five times.
- Shot 49.3 percent (74-of-150) from 3-point range, a figure that would have led the nation if he qualified.
- Had a season-best 24 points, going 7-of-11 from the field and 8-of-9 at the line, against Winthrop (1/26/22).
- Logged his first 20-point game at Presbyterian (1/8/22), shooting 6-of-9 overall and 2-of-3 on 3-pointers.
- Notched 20 points in both the regular season finale versus Gardner-Webb (2/26/22) and the Big South Tournament opener against Charleston Southern (3/4/22).

OTHER NOTABLES

- Between arriving on campus and starting the 2023-24 season, added 14.5lbs and upped his standing vertical jump by 3.54 inches.
- Initially signed with Pima C.C. (Ariz.) as a 2020 recruit at Salpointe High School (Ariz.), where he scored 670 points in two years and led the team to a 30-1 record and its first 4A state title as a senior, but instead elected for a postgrad year at South Kent, where he was also on the golf team.
- Eldest of Tennessee associate head coach Justin Gainney's three sons.
- Born in Cary, N.C., and also lived in Wisconsin, where he attended Franklin High School as a freshman while his father worked at Marquette.

SEASON HIGHS

Points:	18 // vs. LSU, 2/7/24
Rebounds:	5 // vs. Alabama, 1/20/24
Assists:	3 (4x) // last vs. LSU, 2/7/24
Steals:	3 (2x) // last vs. LSU, 2/7/24
Blocks:	1 (2x) // last at North Carolina, 11/29/23
Field Goals:	6 (2x) // last vs. LSU, 2/7/24
3-Pointers:	4 // vs. Wofford, 11/14/23
Free Throws:	6 // vs. Purdue, 11/21/23
Minutes:	31:50 // at North Carolina, 11/29/23

CAREER HIGHS (includes two seasons at USC Upstate)

Points:	28 // vs. South Carolina State, 12/10/22
Rebounds:	7 (5x) // last at Kennesaw State, 12/20/22
Assists:	6 (3x) // last at Western Carolina, 12/3/22
Steals:	5 (3x) // last vs. Radford, 1/28/23
Blocks:	3 (2x) // last vs. Presbyterian, 1/18/23
Field Goals:	9 (3x) // last vs. Gardner-Webb, 3/3/23
3-Pointers:	5 // at Charleston Southern, 12/31/22
Free Throws:	8 (3x) // last vs. UNC Asheville, 2/4/23
Minutes:	44 // vs. South Carolina State, 12/10/22

SEC HIGHS

Points:	18 // vs. LSU, 2/7/24
Rebounds:	5 // vs. Alabama, 1/20/24
Assists:	3 // vs. LSU, 2/7/24
Steals:	3 (2x) // last vs. LSU, 2/7/24
Blocks:	1 (3x) // last at Vanderbilt, 1/27/24
Field Goals:	6 // vs. LSU, 2/7/24
3-Pointers:	3 (2x) // last vs. LSU, 2/7/24
Free Throws:	4 (2x) // last at Vanderbilt, 1/27/24
Minutes:	25:38 // vs. South Carolina, 1/30/24

PRODUCTION TRACKER

	2023-24	Career
Scored 10+ Points	9	59+
Scored 20+ Points	--	13
Led the Vols in Scoring	--	--
Led the Vols in Assists	1	1
Led the Vols in Steals	3	3
Had a Double-Double	--	--
Made Multiple 3-Pointers	8	54
Made 4+ 3-Pointers	1	11
Had 3+ Steals	2	14
Had a Positive Assist/TO Ratio	12	35

CAREER STATS

	GP-GS	Min	Avg	FG-A	Pct	3FG-A	Pct	FT-A	Pct	Off-Def-Rebs	Avg	PF-FO	Ast	TO	Blk	Stl	Pts	Avg
2021-22*	32-32	1008	31.5	146-310	.471	74-150	.493	76-93	.817	10-113-123	3.8	92-3	69	65	16	39	442	13.8
2022-23*	32-29	1014	31.7	168-427	.393	70-203	.345	81-104	.779	7-73-80	2.5	71-0	74	85	10	62	487	15.2
2023-24	22-0	422	19.2	57-162	.352	30-97	.309	25-27	.926	12-32-44	2.0	35-0	29	18	4	23	169	7.7
TOTAL	86-61	2446	28.4	371-899	.413	174-450	.387	182-224	.813	29-218-247	2.9	198-3	172	168	30	124	1098	12.8
UPSTATE	64-61	2022	31.6	314-737	.426	144-353	.408	157-197	.797	17-186-203	3.2	163-3	143	150	26	101	929	14.5

* at USC Upstate

23 GRANT HURST

R-SO Guard | 6-2 | 200 | Recreation & Sport Management
Cleveland, Tenn. | UT Martin | Cleveland



SEASON HIGHS


Points:	-- // --
Rebounds:	-- // --
Assists:	-- // --
Steals:	-- // --
Blocks:	-- // --
Field Goals:	-- // --
3-Pointers:	-- // --
Free Throws:	-- // --
Minutes:	1:37 // vs. Tennessee Tech, 11/6/23

CAREER HIGHS (includes one season at UT Martin)

Points:	9 // at Belmont, 1/29/22
Rebounds:	4 // vs. Carver College, 11/24/21
Assists:	4 (2x) // last vs. Southeast Missouri, 2/3/22
Steals:	1 // at Tennessee, 11/9/21
Blocks:	1 // at Murray State, 1/22/22
Field Goals:	4 // at Belmont, 1/29/22
3-Pointers:	1 (2x) // last at Belmont, 1/29/22
Free Throws:	1 (2x) // last at Tennessee Tech, 2/26/22
Minutes:	23:07 // vs. Carver College, 11/24/21

SEC HIGHS

Points:	-- // --
Rebounds:	-- // --
Assists:	-- // --
Steals:	-- // --
Blocks:	-- // --
Field Goals:	-- // --
3-Pointers:	-- // --
Free Throws:	-- // --
Minutes:	-- // --



Full bio can be found [HERE](#) on [UTsports.com](#)

AS A REDSHIRT SOPHOMORE IN 2023-24

- Debutted as a Volunteer with two minutes of playing time versus Tennessee Tech (11/6/23) in the opener.

AT UT MARTIN

- Redshirted during the 2022-23 campaign after playing in 23 games as a backup point in 2021-22 as a true freshman.
- Had multiple assists four times and twice reached four, including against Southeast Missouri State (2/3/22).
- Logged a career-high nine points on 4-of-5 shooting in 18 minutes versus Belmont (1/29/22)
- Registered career bests in rebounds (four), assists (four), steals (two) and minutes (23) against Carver College (11/24/21).

OTHER NOTABLES

- Did three reps at 455lbs. on a reverse band back squat during the 2023 offseason.
- Totalled 1,469 points in high school, good for the fifth-most ever at Cleveland High School, where he was a three-time all-district choice and two-time region MVP.
- Averaged 18.7 ppg, 6.0 rpg and 5.0 apg as a senior in 2020-21, claiming TSWA All-State accolades and scoring 30-plus points in his final two prep outings.
- Helped his team to a 106-19 record, including a 33-1 mark in 2019-20, and three Region 3-AAA championships in his prep career.
- Parents, Matt and Wendy (Haneline), were both all-conference basketball players at Mars Hill University, a DII school in Mars Hill, N.C.
- Father scored 1,113 collegiate points and owns Mars Hill's single-game records for free throws both made (23) and attempted (24), set on 12/4/95 versus Newberry.
- Born in Knoxville, Tenn.

2023-24 GAME-BY-GAME STATS

OPPONENT	DATE	St	MIN	FG-FGA	PCT	3FG-FGA	PCT	FT-FTA	PCT	OFF DEF	TOT	PF	A	TO	BLK	STL	PTS
Tenn. Tech	11/6/23	2		0-0	.000	0-0	.000	0-0	.000	0	0	0	0	0	0	0	0
at Wisconsin	11/10/23																
Wofford	11/14/23																
vs. Syracuse	11/20/23																
vs. Purdue	11/21/23																
vs. Kansas	11/22/23																
at N. Carolina	11/29/23																
George Mason	12/5/23																
Illinois	12/9/23																
Ga. Southern	12/12/23																
vs. NC State	12/16/23																
Tarleton State	12/21/23																
Norfolk State	1/2/24	0+		0-0	.000	0-0	.000	0-0	.000	0	0	0	0	0	0	0	0
Ole Miss	1/6/24																
at Miss. State	1/10/24																
at Georgia	1/13/24																
Florida	1/16/24																
Alabama	1/20/24																
at Vanderbilt	1/27/24																
South Carolina	1/30/24																
at Kentucky	2/3/24																
LSU	2/7/24																
at Texas A&M	2/10/24																
at Arkansas	2/14/24																
Vanderbilt	2/17/24																
at Missouri	2/20/24																
Texas A&M	2/24/24																
Auburn	2/28/24																
at Alabama	3/2/24																
at S. Carolina	3/6/24																
Kentucky	3/9/24																
vs. TBD	TBD																

CAREER STATS

	GP-GS	Min	Avg	FG-A	Pct	3FG-A	Pct	FT-A	Pct	Off-Def-Rebs	Avg	PF-FO	Ast	TO	Blk	Stl	Pts	Avg	
2021-22*	23-0	230	10.0	8-30	.267	2-14	.143	2-7	.286	8-14-22	1.0	14-0	16	12	1	10	20	0.9	
2022-23*																			
2023-24	2-0	2	1.1	0-0	.000	0-0	.000	0-0	.000	0-0-0	0.0	0-0	0	1	0	0	0	0.0	
TOTAL	25-0	234	9.3	8-30	.267	2-14	.143	2-7	.286	8-14-22	0.9	14-0	16	13	1	10	20	0.8	
MARTIN	23-0	230	10.0	8-30	.267	2-14	.143	2-7	.286	8-14-22	1.0	14-0	16	12	1	10	20	0.9	

* at UT Martin

30 JOSIAH-JORDAN JAMES

5th Guard | 6-7 | 220 | Agricultural Leadership (Graduate Level) | Charleston, S.C. | Porter-Gaud School



@JOSIAH.J.JAMES

Full bio can be found [HERE](https://utsports.com) on [UTsports.com](https://utsports.com)

SEASON HIGHS

Points:	26 // at Kentucky, 2/3/24
Rebounds:	12 // vs. Syracuse, 11/20/23
Assists:	7 // vs. Illinois, 12/9/23
Steals:	4 // vs. Kansas, 11/22/23
Blocks:	2 // at North Carolina, 11/29/23
Field Goals:	9 // at Kentucky, 2/3/24
3-Pointers:	5 // vs. NC State, 12/16/23
Free Throws:	6 (2x) // last vs. NC State, 12/16/23
Minutes:	38:01 // at North Carolina, 11/29/23

CAREER HIGHS

Points:	26 // at Kentucky, 2/3/24
Rebounds:	14 // vs. Auburn, 2/4/23
Assists:	7 // vs. Illinois, 12/9/23
Steals:	5 (2x) // last vs. Texas A&M, 2/1/22
Blocks:	4 (2x) // last at Colorado, 12/4/21
Field Goals:	9 (2x) // last at Kentucky, 2/3/24
3-Pointers:	5 // vs. NC State, 12/16/23
Free Throws:	9 // vs. Vanderbilt, 2/12/22
Minutes:	39:53 // vs. Florida, 2/29/20

SEC HIGHS

Points:	26 // at Kentucky, 2/3/24
Rebounds:	14 // vs. Auburn, 2/4/23
Assists:	6 (3x) // last vs. Florida, 2/29/20
Steals:	5 // vs. Texas A&M, 2/1/22
Blocks:	3 (3x) // last vs. Texas A&M, 3/13/22
Field Goals:	9 (2x) // last at Kentucky, 2/3/24
3-Pointers:	4 (6x) // last at Kentucky, 2/3/24
Free Throws:	9 // vs. Vanderbilt, 2/12/22
Minutes:	39:53 // vs. Florida, 2/29/20

PRODUCTION TRACKER

	2023-24	Career
Scored 10+ Points	9	57
Scored 15+ Points	5	22
Led the Vols in Scoring	2	16
Led the Vols in Rebounding	4	35
Led the Vols in Assists	4	17
Had a Double-Double	2	7
Had 3+ Steals	3	20
Led the Vols in Steals	7	36
Made Multiple 3-Pointers	7	52
Had a Positive Assist/TO Ratio	13	65

CAREER STATS

	GP-GS	Min	Avg	FG-A	Pct	3FG-A	Pct	FT-A	Pct	Off-Def-Rebs	Avg	PF-FO	Ast	TO	Blk	Stl	Pts	Avg
2019-20	27-26	806	29.9	68-184	.370	29-79	.367	35-45	.778	28-121-149	5.5	68-3	79	68	23	23	200	7.4
2020-21	25-17	674	27.0	69-177	.390	28-91	.308	35-45	.778	51-111-162	6.5	55-2	51	30	25	36	201	8.0
2021-22	32-30	932	29.1	112-289	.388	56-173	.324	48-60	.800	42-149-191	6.0	93-5	55	37	34	46	328	10.3
2022-23	24-14	606	25.3	84-226	.372	40-128	.313	31-36	.861	24-89-113	4.7	36-0	44	25	3	29	239	10.0
2023-24	22-22	650	29.6	68-167	.407	28-82	.341	38-50	.760	32-110-142	6.5	43-0	45	26	9	29	202	9.2
TOTAL	130-109	3669	28.2	401-1044	.384	181-554	.327	187-236	.792	178-579-757	5.8	295-10	274	186	94	163	1170	9.0

HONORS

- 2023-24: Preseason Second Team All-SEC (Coaches)
- 2022-23: Julius Erving Award Preseason Watch List ... Preseason First Team All-SEC (Coaches) ... Preseason Second Team All-SEC (Media)
- 2021-22: SEC All-Tournament Team

AS A FIFTH-YEAR IN 2023-24

- Poured in a career-high 26 points on 9-of-18 shooting, tying a career best in makes, in the win at No. 10/8 Kentucky (2/3/24), also finishing 4-of-9 on 3-pointers to enter a tie for No. 10 on the program's all-time makes leaderboard with 179, as well as 4-of-4 at the line, while adding five boards to become the 12th Volunteer to surpass 750.
- Became the 15th Volunteer with 100 starts and the 18th with 700 rebounds in the non-conference finale versus Norfolk State (1/2/24).
- Posted a 10-point, 10-rebound double-double versus Tarleton State (12/21/23) and also became the 48th volunteer to eclipse 1,100 career points.
- Dropped a career-high-tying 23 points against NC State (12/16/23) in San Antonio, Texas, adding seven rebounds and three assists, while finishing 6-of-10 from the floor, 5-of-7 from deep to set a career best in makes and a perfect 6-of-6 at the line.
- Finished with 12 points, six rebounds and a career-best seven assists, the latter mark leading all players, in the win against No. 20/18 Illinois (12/9/23).
- Logged 15 points on 6-of-9 shooting to go along with six rebounds and a career-high-tying six assists, his top mark since the 2019-20 campaign, versus George Mason (12/5/23), adding a game-best three steals.
- Registered a season-best 20 points on an 8-of-11 clip at No. 17/16 North Carolina (11/29/23), as well as blocked two shots.
- Notched his sixth-career double-double with 15 points and a game-high 12 rebounds against Syracuse (11/20/23) in the Maui Invitational opener.
- Scored eight points versus Wofford (11/14/23) to become the 55th player with over 1,000 as a Volunteer.
- Opened the season with 12 points and seven boards against Tennessee Tech (11/6/23), shooting 4-of-5 from 3-point range to tie a career best in makes.

AS A SENIOR IN 2022-23

- Missed 12 games, a third of the season, due to knee and ankle injuries, but still finished as UT's third-leading rebounder (4.7 rpg) and fourth-leading scorer (10.0 ppg) while shooting a team- and career-best 86.1 percent at the line.
- According to Synergy, opponents shot 28.9 percent (28-for-97) when he served as the primary defender, including a 0-of-4 mark by players on No. 12/16 Duke (3/18/23) in the NCAA Tournament Round of 32 win.
- Logged a game-high 20 points, seven boards and a co-career-high four 3-pointers in the SEC Tournament win over Ole Miss (3/9/23).
- Returned from a four-game injury absence and scored a team-best 18 points on 7-of-11 shooting, including a 4-of-7 clip from deep, against South Carolina (2/25/23).
- Logged his fifth-career double-double with 15 points and a career-best 14 rebounds in the win over No. 25 Auburn (2/4/23).
- Scored a season-high 22 points and shot 4-of-6 from deep, tying a career in makes, at LSU (1/21/23).

AS A JUNIOR IN 2021-22

- Played in 32 games, averaging 13.7 ppg in the final 16, and started a career-high 30, as well as led the team in rebounding (6.0 rpg) for the second straight year.
- Led UT in rebounding a team-high 11 times, in blocks 10 times, in steals nine times and in scoring five times.
- Averaged 14.0 ppg, 6.3 rpg, 3.0 apg and 1.3 bpg, plus shot 52.9 percent (9-of-17) from deep, in UT's run to the SEC Tournament title, including posting 16 points and 10 boards versus Texas A&M (3/13/22) in the final.
- Scored a career-high 23 points on 8-of-12 shooting at Georgia (3/1/22), adding eight rebounds and a season-high five assists.
- Had a 14-point, 10-rebound double-double against Vanderbilt (2/12/22), shooting 9-of-10 at the stripe.
- Notched 20 points and tied a career high with four made 3-pointers at South Carolina (2/5/22).
- Recorded 11 points and a season-best 12 rebounds versus South Carolina (1/11/22).

AS A SOPHOMORE IN 2020-21

- Paced the Vols in rebounding (6.5), offensive rebounding (2.1 orgp) and steals (1.4), while ranking third in minutes (27.0).
- Led UT in rebounding 13 times and steals 11 times, both team highs.
- Placed ninth in the SEC with 1.6 spg in conference action.
- Compiled 15 points on 6-of-8 shooting, including a 3-of-5 clip from deep, versus Tennessee Tech (12/18/20).
- Tallied nine points, 11 rebounds, four assists and a block in the victory against No. 15/18 Kansas (1/30/21).
- Had 17 points, nine rebounds and three steals in the win over Arkansas (1/6/21), going 6-of-12 from the field.
- Produced a 10-point, 10-rebound double-double, his first as a collegian, in the win at Kentucky (2/6/21).

AS A FRESHMAN IN 2019-20

- Led UT in 3-point percentage (36.7), while ranking second in rebounding (5.5 rpg) and assists (2.9 apg).
- Scored in double figures 10 times, plus paced UT in assists 10 times and was its top rebounder seven times.
- Notched a season-best 16 points, all after halftime, in the triumph over sixth-ranked Kentucky (3/3/20).
- Logged 12 points and eight rebounds while playing all 40 minutes in the victory against Florida (2/29/20).
- Had 15 points on a 5-of-11 clip, including a 3-of-5 ledger from deep, versus LSU (1/4/20) in his first SEC action.
- Grabbed a season-high 13 rebounds against Alabama State (11/20/19) in just his fourth collegiate game.

OTHER NOTABLES

- Completed his degree in Communication Studies in December 2022 and is now enrolled in graduate classes.
- In six career NCAA Tournament games, is averaging 10.0 points, 7.3 rebounds and 2.7 assists per outing.
- Father, Kurt, played at Michigan State and brother, K.J., played at Valdosta State, with both wearing No. 30, which is why he changed from No. 5 to No. 30 before the 2021-22 campaign.
- Mother, Soyna Brice, is a former DI basketball official and four of his uncles played college basketball: John James III (Ball State), Kevin James (Alabama State), Anthony Fletcher (Hawaii) and Noel Gilliard (Furman).
- Attended the same high school, where he averaged 29.1 ppg and 12.4 rpg as a senior for a state semifinalist team, as current NBA players Khris Middleton (Bucks) and prep teammate Aaron Nesmith (Pacers).
- Former top-20, five-star recruit, who now owns a 7.0'5 wingspan (plus-5.5 inches), was the first of four McDonald's All-Americans who have signed with UT during the Rick Barnes era.
- Won a gold medal with Team USA at the 2018 FIBA U18 Americas Championship in Canada.

44 D.J. JEFFERSON

R-FR Guard | 6-5 | 209 | Communication Studies
Richardson, Texas | Minnesota Prep Academy (Minn.)



Full bio can be found [HERE](#) on [UTsports.com](#)

AS A REDSHIRT FRESHMAN IN 2023-24

- Connected on a 3-pointer and grabbed two boards versus Tennessee Tech (11/6/23) in his collegiate debut.

2023 TRIP TO ITALY

- Averaged 7.0 ppg, 1.7 apg and 1.0 spg across UT's three outings.
- Scored 13 points in the win over Rome-based pro team A.S. Stella Azzurra in the final game of the trip.

AS A FRESHMAN IN 2022-23

- Redshirted his first season at UT while practicing and traveling with the team.

OTHER NOTABLES

- Unanimous four-star recruit placed No. 51 in the On3 rankings and was named the top recruit in Minnesota by both On3 and 247Sports.
- Averaged 16.1 ppg, 5.8 rpg, 4.1 apg and 3.0 spg as a senior in 2021-22.
- Attended Berkner High School in his hometown of Richardson, Texas, before transferring out of state.
- Increased his stock with a strong showing at the Iverson Classic in Memphis in April 2022.
- Initially signed with Tulsa in November 2021, but reopened his recruitment following a coaching change.
- Eighth Vol ever from the state of Texas, including the first from the Dallas-Fort Worth metroplex.
- One of Tennessee's most gifted players from a pure athleticism standpoint.

SEASON HIGHS

Points:	3 // vs. Tennessee Tech, 11/6/23
Rebounds:	2 // vs. Tennessee Tech, 11/6/23
Assists:	-- // --
Steals:	-- // --
Blocks:	-- // --
Field Goals:	-- // --
3-Pointers:	1 // vs. Tennessee Tech, 11/6/23
Free Throws:	-- // --
Minutes:	2:55 // vs. Tennessee Tech, 11/6/23

CAREER HIGHS

Points:	3 // vs. Tennessee Tech, 11/6/23
Rebounds:	2 // vs. Tennessee Tech, 11/6/23
Assists:	-- // --
Steals:	-- // --
Blocks:	-- // --
Field Goals:	-- // --
3-Pointers:	1 // vs. Tennessee Tech, 11/6/23
Free Throws:	-- // --
Minutes:	2:55 // vs. Tennessee Tech, 11/6/23

SEC HIGHS

Points:	-- // --
Rebounds:	-- // --
Assists:	-- // --
Steals:	-- // --
Blocks:	-- // --
Field Goals:	-- // --
3-Pointers:	-- // --
Free Throws:	-- // --
Minutes:	-- // --

PRODUCTION TRACKER

2023-24

Scored 5+ Points	--
Scored 10+ Points	--
Made Multiple 3-Pointers	--
Had 5+ Rebounds	--
Had 3+ Assists	--
Led the Vols in Assists	--
Had Multiple Steals	--
Led the Vols in Steals	--
Had Multiple Blocks	--
Had a Positive Assist/TO Ratio	--

2023-24 GAME-BY-GAME STATS

OPPONENT	DATE	St	MIN	FG-FGA	PCT	3FG-FGA	PCT	FT-FTA	PCT	OFF	DEF	TOT	PF	A	TO	BLK	STL	PTS
Tenn. Tech	11/6/23	3		1-1	1.000	1-1	1.000	0-0	.000	0	2	2	1	0	1	0	0	3
at Wisconsin	11/10/23																	
Wofford	11/14/23																	
vs. Syracuse	11/20/23																	
vs. Purdue	11/21/23																	
vs. Kansas	11/22/23																	
at N. Carolina	11/29/23																	
George Mason	12/5/23																	
Illinois	12/9/23																	
Ga. Southern	12/12/23																	
vs. NC State	12/16/23																	
Tarleton State	12/21/23																	
Norfolk State	1/2/24																	
Ole Miss	1/6/24																	
at Miss. State	1/10/24																	
at Georgia	1/13/24																	
Florida	1/16/24																	
Alabama	1/20/24																	
at Vanderbilt	1/27/24																	
South Carolina	1/30/24																	
at Kentucky	2/3/24																	
LSU	2/7/24																	
at Texas A&M	2/10/24																	
at Arkansas	2/14/24																	
Vanderbilt	2/17/24																	
at Missouri	2/20/24																	
Texas A&M	2/24/24																	
Auburn	2/28/24																	
at Alabama	3/2/24																	
at S. Carolina	3/6/24																	
Kentucky	3/9/24																	
vs. TBD	TBD																	

CAREER STATS

	GP-GS	Min	Avg	FG-A	Pct	3FG-A	Pct	FT-A	Pct	Off-Def-Rebs	Avg	PF-FO	Ast	TO	Blk	Stl	Pts	Avg	
2022-23		REDSHIRTED																	
2023-24	1-0	3	2.9	1-1	1.000	1-1	1.000	0-0	.000	0-2-2	2.0	1-0	0	1	0	0	3	3.0	
TOTAL	1-0	3	2.9	1-1	1.000	1-1	1.000	0-0	.000	0-2-2	2.0	1-0	0	1	0	0	3	3.0	

3 DALTON KNECHT

5th Guard | 6-6 | 213 | Agricultural Leadership (Graduate Level)
Thornton, Colo. | Northern Colorado | Northeastern J.C. | Prairie View



Last name pronounced: Kuh-NEKT (like connect)
Full bio can be found [HERE](https://www.utsports.com) on [UTsports.com](https://www.utsports.com)



SEASON HIGHS

Points:	39 // vs. Florida, 1/16/24
Rebounds:	8 // vs. Florida, 1/16/24
Assists:	6 // vs. LSU, 2/7/24
Steals:	3 // at Mississippi State, 1/10/24
Blocks:	3 (2x) // last vs. LSU, 2/7/24
Field Goals:	13 (3x) // last at Vanderbilt, 1/27/24
3-Pointers:	5 // at Georgia, 1/13/24
Free Throws:	9 // vs. Florida, 1/16/24
Minutes:	36:36 // at Mississippi State, 1/10/24

CAREER HIGHS (includes two seasons at Nor. Colorado)

Points:	39 // vs. Florida, 1/16/24
Rebounds:	14 // at CSUN, 12/10/22
Assists:	6 // vs. LSU, 2/7/24
Steals:	3 (2x) // last at Mississippi State, 1/10/24
Blocks:	3 (2x) // last vs. LSU, 2/7/24
Field Goals:	14 // vs. Idaho, 1/21/23
3-Pointers:	6 // at Portland State, 1/14/23
Free Throws:	12 // at Idaho State, 12/31/22
Minutes:	42 // at Idaho State, 12/31/22

SEC HIGHS

Points:	39 // vs. Florida, 1/16/24
Rebounds:	8 // vs. Florida, 1/16/24
Assists:	6 // vs. LSU, 2/7/24
Steals:	3 // at Mississippi State, 1/10/24
Blocks:	3 (2x) // last vs. LSU, 2/7/24
Field Goals:	13 (2x) // last at Vanderbilt, 1/27/24
3-Pointers:	5 // at Georgia, 1/13/24
Free Throws:	9 // vs. Florida, 1/16/24
Minutes:	36:36 // at Mississippi State, 1/10/24

PRODUCTION TRACKER

	2023-24, DI Career	
Scored 10+ Points	18	61
Scored 20+ Points	10	29
Scored 30+ Points	5	8
Made 10+ Free Throws	--	1
Led the Vols in Scoring	14	14
Had 10+ Rebounds	--	6
Had a Double-Double	--	6
Had 3+ Assists	6	17
Made 3+ 3-Pointers	8	28
Had a Positive Assist/TO Ratio	10	28

DI CAREER STATS

	GP-GS	Min	Avg	FG-A	Pct	3FG-A	Pct	FT-A	Pct	Off-Def-Rebs	Avg	PF-FO	Ast	TO	Blk	Stl	Pts	Avg
2021-22*	35-11	845	24.1	105-241	.436	48-133	.361	55-73	.753	19-108-127	3.6	53-1	32	51	17	17	313	8.9
2022-23*	32-32	1131	35.3	234-489	.479	77-202	.381	101-131	.771	23-207-230	7.2	48-1	56	67	18	25	646	20.2
2023-24	22-22	649	29.5	153-318	.481	45-115	.391	94-119	.790	17-86-103	4.7	37-0	43	30	16	15	445	20.2
TOTAL	89-65	2622	29.5	492-1048	.469	170-450	.378	250-323	.774	59-401-460	5.2	138-2	131	147	51	57	1404	15.8
N. COLO.	67-43	1976	29.5	339-730	.464	125-335	.373	156-204	.765	42-315-357	5.3	101-2	88	118	35	42	959	14.3

* at Northern Colorado

HONORS

- 2023-24: The Athletic Midseason Second Team All-American ... Wooden Award Late Season Top 20 Watch List & Midseason Top 25 Watch List ... Lute Olson Award Midseason Watch List ... Julius Erving Small Forward of the Year Midseason Top 10 List & Preseason Watch List ... Three-time SEC Player of the Week (11/13/23, 1/15/24 & 1/22/24) ... Two-time USBWA Oscar Robertson National Player of the Week (1/16/24 & 1/23/24) ... Associated Press National Player of the Week (1/22/24) ... Naismith Trophy National Player of the Week (1/22/24) ... Allstate Maui Invitational All-Tournament Team
- 2022-23: Second Team All-Big Sky ... Second Team NABC All-District 6
- 2020-21: NJCAA First Team All-American
- 2019-20: NJCAA All-Region IX Team

AS A FIFTH YEAR IN 2023-24

- Became the second SEC player in the last 15 seasons (2009-24), alongside LSU's Ben Simmons (12/2/15 versus Longwood), to post 27 points, seven rebounds, six assists (career high), three blocks (co-career high) and two steals in a game, as he did so against LSU (2/7/24) in his seventh 25-point showing over an eight-game span.
- Tallied 31 points, including 13 on 5-of-5 shooting in a two-and-a-half minute stretch late in the second half, versus South Carolina (1/30/24), becoming the first Vol ever to score 30-plus four times in a five-game span and the first SEC player to do so in 14 years, as well as the eighth Power Six player in the last two decades to score 190 points in a six-game stretch, the first Power Six player in four years with a single-season 25-point streak of at least six games and the seventh UT player ever with five 30-point games in a season. A full list of notes from his performance can be found [HERE](https://www.utsports.com).
- Registered 32 points on 13-of-21 shooting, six rebounds, three assists and a career-high three blocks at Vanderbilt (1/27/24), becoming the first SEC player since Tennessee's Chris Lofton in 2006-07 to score 32-plus thrice in a four-game stretch and the first SEC player since South Carolina's Devan Downey in 2009-10 with five straight 25-point performances. A full list of notes from his performance can be found [HERE](https://www.utsports.com).
- Totaled 25 points versus Alabama (1/20/24), becoming just the fifth SEC player in the last 14 seasons (2010-24) to reach that mark in four consecutive outings. A full list of notes from his performance can be found [HERE](https://www.utsports.com).
- Compiled a career-high 39 points and eight rebounds versus Florida (1/16/24), shooting 13-of-23 overall, 4-of-6 from deep and 9-of-9 at the line, to become the sixth Volunteer—the others are Ernie Grunfeld, Allan Houston, Bernard King, Dale Ellis and Tony White—with three-career 35-point games, as well as the fifth Volunteer—seventh occurrence—with back-to-back 35-point showings and the first SEC player to achieve that feat since LSU's Shaquille O'Neal in Feb. 1991. A full list of notes from his performance can be found [HERE](https://www.utsports.com).
- Dropped 36 points, including 20 after halftime, on 12-of-20 shooting, including a 5-of-8 mark from deep to set a season high in makes, in the comeback victory at Georgia (1/13/24), becoming the fourth Volunteer—the others are Allan Houston, Bernard King and Grant Williams—with multiple 35-point road showings, as well as the first UT player since Chris Lofton in Feb. 2006 with back-to-back 25-point outings against DI teams with both on the road and the first to do so in any consecutive games since Admiral Schofield in Dec. 2018. A full list of notes from his performance can be found [HERE](https://www.utsports.com) in the game recap.
- Produced a game-best 28 points, six rebounds and a season-high three steals at Mississippi State (1/10/24) in his first SEC road action, including notching 26 points on 9-of-13 shooting in the second half alone.
- Amassed a team-leading 21 points, including 13 after halftime, on 7-of-14 shooting in the triumph versus No. 20/18 Illinois (12/9/23).
- Poured in a career-best 37 points on 13-of-17 shooting—along with six rebounds, three assists, two blocks and one steal—before departing with a left ankle injury with 99 seconds left at No. 17/16 North Carolina (11/29/23), tying the visitor scoring record at the Dean E. Smith Center, logging the second-most points by any player against the Tar Heels in the last 15 years, matching Allan Houston for the second-most points ever by a Vol in a non-conference road game and becoming the third Vol with 37-plus points in a game in the last 33 seasons. A full list of notes from his performance can be found [HERE](https://www.utsports.com).
- Missed eight minutes of the second half against Syracuse (11/20/23) in the Maui Invitational opener, but still had a game-best 17 points, four rebounds, three assists and two blocks, while shooting 3-of-4 from deep.
- Put up a game-best 24 points and five rebounds in the victory at Wisconsin (11/10/23), finishing 8-of-15 from the field and reaching exactly 1,000 career points in just his 69th DI appearance.
- Tallied a game-high 17 points, shooting 6-of-11, in his Tennessee debut against Tennessee Tech (11/6/23).

AS A SENIOR AT THE UNIVERSITY OF NORTHERN COLORADO IN 2022-23

- Led the Big Sky in scoring and ranked No. 23 nationally with 20.2 ppg, totaling 646 points in 32 appearances.
- Ranked second in the Big Sky in minutes (35.3 mpg), second in defensive rebounding (6.5 drpg), fifth in field-goal percentage (47.9), sixth in rebounding (7.2 rpg) and ninth in free-throw percentage (.771).
- Started all 32 games and led the team in scoring, rebounding, blocks (0.6 bpg), minutes, field-goal percentage and made 3-pointers (77).
- Upped his scoring in Big Sky league play, averaging a conference-best 21.6 ppg.
- Concluded the year with 26 points and eight rebounds on 11-of-20 shooting against Montana State (3/5/23) in the Big Sky Tournament quarterfinals.
- Posted a 26-point, 13-rebound double-double against Northern Arizona (2/25/23), shooting 10-of-17 overall.
- Paced the team in scoring 17 times, reaching double figures 28 times, 20-plus 18 times and 30-plus thrice.
- Dropped a career-high 34 points on 14-of-21 shooting, adding seven rebounds, in a win over Idaho (1/21/23).
- Compiled 31 points and six boards in a road victory at Portland State (1/14/23), shooting 11-of-21 overall, 6-of-13 beyond the arc and 3-of-3 on free throws.
- Tallied his first DI 30-point showing with 32, to go along with seven rebounds, versus Montana (1/7/23), finishing 10-of-16 from the field, 5-of-9 on 3-pointers and 7-of-7 at the line.
- Finished with 29 points and a co-career-best five assists in a career-high at Idaho State (12/31/22).
- On the road at Colorado (12/18/22), scored 24 points on 9-of-18 shooting, with a 4-of-7 3-point mark.
- Produced 16 points and a career-high 14 rebounds at Cal State Northridge (12/10/22).
- Amassed 29 points and 11 rebounds on 12-of-21 shooting, including a 4-of-8 ledger from deep, at New Mexico (11/27/22).
- Registered a 22-point, 12-rebound double-double against North Dakota State (11/25/22) in Albuquerque, N.M., going 9-of-14 from the floor and 4-of-4 at the stripe.
- Had a double-double on the road at No. 5/6 Baylor, logging 12 points and 11 rebounds.

Information on Knecht's two seasons at Northeastern J.C. (2018-20) and junior season at Northern Colorado (2021-22) can be found on his [UTsports.com website bio](https://www.utsports.com).

OTHER NOTABLES

- Completed his degree in communications at the University of Northern Colorado in May 2023.
- Averaged 21.0 ppg and 6.5 rpg as a senior at Prairie View High School.
- Born in Fargo, N.D., and lists Kevin Durant, who played for Rick Barnes at Texas as a collegian, as his favorite player.

15 JAHMAI MASHACK

JR Guard | 6-4 | 201 | Psychology
Fontana, Calif. | Etiwanda



Last name pronounced: Juh-MY MAY-Shack
Full bio can be found [HERE](#) on [UTsports.com](#)

SEASON HIGHS

Points:	11 // vs. NC State, 12/16/23
Rebounds:	6 // at Mississippi State, 1/10/24
Assists:	4 (3x) // last vs. Alabama, 1/20/24
Steals:	2 (7x) // last vs. Alabama, 1/20/24
Blocks:	2 (2x) // last vs. George Mason, 12/5/23
Field Goals:	4 (2x) // last vs. Ole Miss, 1/6/24
3-Pointers:	2 (2x) // last vs. Ole Miss, 1/6/24
Free Throws:	5 // vs. Illinois, 12/9/23
Minutes:	28:01 // vs. Alabama, 1/20/24

CAREER HIGHS

Points:	16 // at Kentucky, 2/18/23
Rebounds:	8 // at Kentucky, 2/18/23
Assists:	5 (2x) // last vs. Arkansas, 2/28/23
Steals:	4 (3x) // last vs. Arkansas, 2/28/23
Blocks:	2 (4x) // last vs. Missouri, 2/11/23
Field Goals:	7 // at Kentucky, 2/18/23
3-Pointers:	2 (3x) // last vs. Ole Miss, 1/6/24
Free Throws:	5 // vs. Illinois, 12/9/23
Minutes:	34:03 // at Kentucky, 2/18/23

SEC HIGHS

Points:	16 // at Kentucky, 2/18/23
Rebounds:	8 // at Kentucky, 2/18/23
Assists:	5 // vs. Arkansas, 2/28/23
Steals:	4 (2x) // last vs. Arkansas, 2/28/23
Blocks:	2 // vs. Missouri, 2/11/23
Field Goals:	7 // at Kentucky, 2/18/23
3-Pointers:	2 (2x) // last vs. Ole Miss, 1/6/24
Free Throws:	4 // vs. Arkansas, 2/28/23
Minutes:	34:03 // at Kentucky, 2/18/23

PRODUCTION TRACKER

	2023-24	Career
Scored 5+ Points	11	26
Scored 10+ Points	2	8
Led the Vols in Scoring	--	--
Made Multiple 3-Pointers	2	3
Had 5+ Rebounds	2	9
Had Multiple Offensive Rebounds	7	21
Had Multiple Assists	6	23
Had Multiple Steals	7	25
Led the Vols in Steals	4	13
Had a Positive Assist/TO Ratio	7	21

CAREER STATS

	GP-GS	Min	Avg	FG-A	Pct	3FG-A	Pct	FT-A	Pct	Off-Def-Rebs	Avg	PF-FO	Ast	TO	Blk	Stl	Pts	Avg
2021-22	27-0	120	4.4	7-17	.412	1-3	.333	4-9	.444	11-9-20	0.7	21-0	8	9	2	11	19	0.7
2022-23	36-13	653	18.1	63-150	.420	11-35	.314	33-57	.579	42-43-85	2.4	65-2	55	46	10	51	170	4.7
2023-24	22-6	392	17.8	36-76	.474	10-25	.400	27-38	.711	28-35-63	2.9	41-0	29	17	7	21	109	5.0
TOTAL	85-19	1165	13.7	106-243	.436	22-63	.349	64-104	.615	81-87-168	2.0	127-2	92	72	19	83	298	3.5

HONORS

- 2022-23: CSC Academic All-District

AS A JUNIOR IN 2023-24

- Stuffed the stat sheet with eight points, four rebounds, four assists and two steals in victory over Alabama (1/20/24).
- Put up 10 points, four rebounds, a season-high-tying four assists, two steals and one block in the win over No. 22/19 Ole Miss (1/6/24) to start SEC play and went 2-of-3 from 3-point range, his second straight game with multiple makes.
- Totaled season highs in points (11), made field goals (four), rebounds (five) and assists (four) in the victory against NC State (12/16/23) in San Antonio, Texas.
- Set or tied season bests in points (nine), rebounds (four), assists (three), steals (two), made free throws (five) and free-throw attempts (six) in the victory against No. 20/18 Illinois (12/9/23), while also serving as one of the primary defenders on Terrence Shannon Jr., who went 5-of-16 from the floor.
- Tallied nine points and three rebounds, as well as made all four of his free throws, against Tennessee Tech (11/6/23) in the season opener.

2023 TRIP TO ITALY

- Stuffed the stat sheet with 8.0 ppg, 3.0 rpg, 4.0 apg and a team-best 3.3 spg across the three outings, finishing with 12 assists and just one turnover in nearly 63 minutes of action.

AS A SOPHOMORE IN 2022-23

- Appeared in all 36 games, pacing the Vols in steals nine times, assists four times and blocks three times.
- Started final 11 contests, averaging 7.3 ppg and 1.7 spg on 46.7 percent (28-of-60) shooting in 25.6 mpg.
- Scored in double digits four times in the last 10 games after doing so twice in his first 53 college appearances.
- Ranked No. 13 in the nation, per KenPom, in steal percentage (4.8) and held opponents, per Synergy, to 33.6 percent (42-of-125) shooting while serving as the primary defender.
- Had 11 points on 4-of-6 shooting against Louisiana (3/10/23) in the opening round of the NCAA Tournament.
- Put up 14 points on 5-of-7 shooting versus No. 25/RV Missouri (3/10/23) in the SEC Tournament quarterfinals.
- Set or tied career highs in assists (five), steals (four) and made free throws (four) in the victory over Arkansas (2/28/23) to cap the regular season.
- Finished with 14 points and six rebounds against South Carolina (2/25/23), going 5-of-7 from the field, 2-of-2 on 3-pointers and 2-of-2 at the stripe.
- Registered career highs in points (16), rebounds (eight) and minutes (34) at Kentucky (2/18/23), shooting 7-of-12 on field goals.
- During his 27 minutes of action in his first SEC start, held Brandon Miller, the eventual SEC Player of the Year and No. 2 NBA Draft pick, to 0-of-6 shooting in a victory over top-ranked Alabama (2/15/23).
- Logged 13 points and seven rebounds against Alcorn State (12/4/22), finishing 5-of-10 from the floor.
- Scored in double figures for the first time versus FGCU (11/16/22), notching 10 on 4-of-7 shooting.

AS A FRESHMAN IN 2021-22

- Played in 27 games, all off the bench, and grabbed 20 rebounds, 11 of which came on the offensive end.
- Made his NCAA Tournament debut in the opening-round win over Longwood (3/17/22), recording two points and one rebound in nine minutes.
- Pulled down a season-high three offensive rebounds in just six minutes against Ole Miss (1/5/22).
- Recorded two points and a season-best five rebounds versus UT Martin (11/9/21) in his college debut.

OTHER NOTABLES

- Vice Chair of the SEC MBB Leadership Council and in his second year on the committee, plus represents the SEC on the NCAA MBB Oversight Committee's (MBOC) Student-Athlete Engagement Group.
- Took part in a service and cultural immersion trip to the Philippines in July 2023 as part of UT's VOLeaders Academy, a year-long student-athlete leadership course.
- Unanimous four-star recruit ranked in the top 70 according to 247Sports, On3 and Rivals, the latter of which placed him No. 54 nationally.
- Named the Cal-Hi Sports State Senior Player of the Year in 2020-21, the first honoree ever from Etiwanda and logged the school's first playoff triple-double, posting 17 points, 13 rebounds and 11 assists against Ribet Academy in pool play on the way to a CIF Southern California Regional Open Division title.
- Father, Elton, was a First Team All-WCC honoree at Loyola Marymount, totaling over 1,100 career points.
- Mother, Meika (Phillips), ran track at UNLV before transferring to and graduating from Cal.
- Brother, Kwesi Mashack, played cornerback on the Arizona football team from 2014-17.
- Sister, Malika Mashack, is currently on the track & field team at UNLV.
- Overcame a battle with Guillain-Barré syndrome as a child, which he discussed [HERE](#) on the OWFAF podcast.
- One of just six Volunteers ever from the state of California, including the first since Melvin Goins (2009-11).

12 CADE PHILLIPS

FR Forward | 6-9 | 212 | Business Management
Jacksonville, Ala. | Link Academy (Mo.)



Full bio can be found [HERE](#) on [UTsports.com](#)

AS A FRESHMAN IN 2023-24

- Scored four points on a perfect 4-of-4 free-throw tally in the win over George Mason (12/5/23).
- Notched two points, one rebound and one block against Tennessee Tech (11/6/23) in his collegiate debut.

2023 TRIP TO ITALY

- Inactive for the team's three games as he continued rehabbing separate knee and shoulder injuries.

OTHER NOTABLES

- Gained 12.5lbs and added 2.63 inches to his standing vertical jump between his arrival at UT and the start of the 2023-24 season.
- Tabbed a top-150 recruit by both 247Sports and Rivals, as well as a four-star prospect by ESPN
- Helped lead Link Academy in Missouri to a 27-1 record, the GEICO Nationals championship and an ESPN final No. 1 ranking as a senior in 2022-23.
- Prep teammate of fellow Tennessee freshman Cameron Carr as a senior at the same school former UT forward Julian Phillips (2022-23) attended.
- As a junior in 2021-22 at Jacksonville High School, averaged 13.3 ppg, 8.2 rpg and 4.5 bpg while shooting 57.0 percent, claiming ASWA 4A All-State honors.
- Blocked 109 shots in just 24 contests during his junior season, with 25 in four-game postseason stretch and 11 in a regional final victory.
- Mother, Reagan (Croyle), played basketball at Alabama and was also named homecoming queen, while his father, John David, played quarterback at Alabama.
- Uncle, Brodie Croyle, was an Alabama quarterback, while his grandfather, John Croyle, played defensive line for the Crimson Tide.
- Wears the same uniform number as his father and uncle.
- Before shifting his focus to basketball, also played outside linebacker, safety and defensive end on the football field.

SEASON HIGHS

Points:	4 // vs. George Mason, 12/5/23
Rebounds:	3 // at North Carolina, 11/29/23
Assists:	1 (3x) // last vs. Norfolk State, 1/2/24
Steals:	1 // vs. Georgia Southern, 12/12/23
Blocks:	1 (4x) // last vs. Norfolk State, 1/2/24
Field Goals:	1 (2x) // last at Wisconsin, 11/10/23
3-Pointers:	-- // --
Free Throws:	4 // vs. George Mason, 12/5/23
Minutes:	11:47 // vs. Georgia Southern, 12/12/23

CAREER HIGHS

Points:	4 // vs. George Mason, 12/5/23
Rebounds:	3 // at North Carolina, 11/29/23
Assists:	1 (3x) // last vs. Norfolk State, 1/2/24
Steals:	1 // vs. Georgia Southern, 12/12/23
Blocks:	1 (4x) // last vs. Norfolk State, 1/2/24
Field Goals:	1 (2x) // last at Wisconsin, 11/10/23
3-Pointers:	-- // --
Free Throws:	4 // vs. George Mason, 12/5/23
Minutes:	11:47 // vs. Georgia Southern, 12/12/23

SEC HIGHS

Points:	-- // --
Rebounds:	-- // --
Assists:	-- // --
Steals:	-- // --
Blocks:	-- // --
Field Goals:	-- // --
3-Pointers:	-- // --
Free Throws:	-- // --
Minutes:	0:38 // vs. Florida, 1/16/24

PRODUCTION TRACKER

2023-24

Scored 5+ Points	--
Scored 10+ Points	--
Led the Vols in Scoring	--
Had 5+ Rebounds	--
Had 10+ Rebounds	--
Led the Vols in Rebounding	--
Had a Double-Double	--
Had Multiple Blocks	--
Led the Vols in Blocks	--
Had Multiple Steals	--

2023-24 GAME-BY-GAME STATS

OPPONENT	DATE	St	MIN	FG-FGA	PCT	3FG-FGA	PCT	FT-FTA	PCT	OFF DEF TOT	PF	A	TO	BLK	STL	PTS
Tenn. Tech	11/6/23	10	1-2	.500	0-0	.000	0-0	.000	0 1 1	1 1 0	0	0	0	1	0	2
at Wisconsin	11/10/23	7	1-1	1.000	0-0	.000	0-0	.000	0 1 1	0 0 0	0	0	0	0	0	2
Wofford	11/14/23	3	0-0	.000	0-0	.000	0-0	.000	0 0 0	0 0 0	0	0	0	0	0	0
vs. Syracuse	11/20/23			DNP												
vs. Purdue	11/21/23	4	0-0	.000	0-0	.000	0-1	.000	0 1 1	1 1 0	0	0	0	0	0	0
vs. Kansas	11/22/23			DNP												
at N. Carolina	11/29/23	12	0-0	.000	0-0	.000	0-0	.000	2 1 3	3 1 2	1	2	1	0	0	0
George Mason	12/5/23	4	0-0	.000	0-0	.000	4-4	1.000	1 0 1	1 1 0	0	0	0	0	0	4
Illinois	12/9/23			DNP												
Ga. Southern	12/12/23	12	0-0	.000	0-0	.000	0-0	.000	1 0 1	1 1 1	1	1	1	1	0	0
vs. NC State	12/16/23			DNP												
Tarleton State	12/21/23	2	0-0	.000	0-0	.000	0-0	.000	1 1 2	1 0 0	0	0	0	0	0	0
Norfolk State	1/2/24	5	0-0	.000	0-0	.000	2-2	1.000	0 1 1	0 1 0	1	0	1	0	2	2
Ole Miss	1/6/24			DNP												
at Miss. State	1/10/24			DNP												
at Georgia	1/13/24			DNP												
Florida	1/16/24	1	0-0	.000	0-0	.000	0-0	.000	0 0 0	0 0 0	0	0	0	0	0	0
Alabama	1/20/24			DNP												
at Vanderbilt	1/27/24			DNP												
South Carolina	1/30/24			DNP												
at Kentucky	2/3/24			DNP												
LSU	2/7/24			DNP												
at Texas A&M	2/10/24															
at Arkansas	2/14/24															
Vanderbilt	2/17/24															
at Missouri	2/20/24															
Texas A&M	2/24/24															
Auburn	2/28/24															
at Alabama	3/2/24															
at S. Carolina	3/6/24															
Kentucky	3/9/24															
vs. TBD	TBD															

CAREER STATS

	GP-GS	Min	Avg	FG-A	Pct	3FG-A	Pct	FT-A	Pct	Off-Def-Rebs	Avg	PF-FO	Ast	TO	Blk	Stl	Pts	Avg
2023-24	10-0	60	6.0	2-3	.667	0-0	.000	6-7	.857	5-6-11	1.1	8-0	3	3	4	1	10	1.0
TOTAL	10-0	60	6.0	2-3	.667	0-0	.000	6-7	.857	5-6-11	1.1	8-0	3	3	4	1	10	1.0

25 SANTIAGO VESCOVI

5th Guard | 6-3 | 196 | Business Management & Entrepreneurship
Montevideo, Uruguay | NBA Global Academy (Australia)



Name pronounced: Sahn-Tee-AH-Go VESS-Co-Vee
Full bio can be found [HERE](https://www.utsports.com) on [UTsports.com](https://www.utsports.com)

SEASON HIGHS

Points:	21 // vs. Kansas, 11/22/23
Rebounds:	9 // vs. Illinois, 12/9/23
Assists:	5 (2x) // last vs. Tarleton State, 12/21/23
Steals:	3 // at Mississippi State, 1/10/24
Blocks:	1 // at Kentucky, 2/3/24
Field Goals:	8 // vs. Kansas, 11/22/23
3-Pointers:	5 // vs. Kansas, 11/22/23
Free Throws:	8 // vs. Purdue, 11/21/23
Minutes:	36:36 // vs. Kansas, 11/22/23

CAREER HIGHS

Points:	23 (3x) // last vs. Florida, 1/26/22
Rebounds:	11 // at Arkansas, 2/19/22
Assists:	8 (3x) // last vs. UNCG, 12/11/21
Steals:	5 (2x) // last vs. Georgia, 1/25/23
Blocks:	2 (2x) // last vs. Auburn, 2/26/22
Field Goals:	8 (4x) // last vs. Kansas, 11/22/23
3-Pointers:	6 (4x) // last vs. Longwood, 3/17/22
Free Throws:	8 (2x) // last vs. Purdue, 11/21/23
Minutes:	41:39 // vs. Ole Miss, 1/5/22

SEC HIGHS

Points:	23 (2x) // last vs. Florida, 1/26/22
Rebounds:	11 // at Arkansas, 2/19/22
Assists:	8 // vs. Arkansas, 2/11/20
Steals:	5 // vs. Georgia, 1/25/23
Blocks:	2 (2x) // last vs. Auburn, 2/26/22
Field Goals:	8 (3x) // last at Auburn, 3/4/23
3-Pointers:	6 (2x) // last at Texas A&M, 1/9/21
Free Throws:	6 (3x) // last at Florida, 2/1/22
Minutes:	41:39 // vs. Ole Miss, 1/5/22

PRODUCTION TRACKER

	2023-24	Career
Scored 10+ Points	9	80
Scored 20+ Points	1	10
Led the Vols in Scoring	1	34
Made Multiple 3-Pointers	11	90
Had 5+ Rebounds	5	52
Had 5+ Assists	3	31
Led the Vols in Assists	4	43
Had Multiple Steals	6	55
Led the Vols in Steals	4	45
Had a Positive Assist/TO Ratio	17	94

CAREER STATS

	GP-GS	Min	Avg	FG-A	Pct	3FG-A	Pct	FT-A	Pct	Off-Def-Rebs	Avg	PF-FO	Ast	TO	Blk	Stl	Pts	Avg
2019-20	19-19	575	30.3	63-169	.373	36-100	.360	42-51	.824	10-52-62	3.3	61-2	70	67	3	23	204	10.7
2020-21	27-23	790	29.3	71-183	.388	53-142	.373	40-49	.816	8-93-101	3.7	62-0	84	51	1	32	235	8.7
2021-22	35-35	1093	31.2	145-351	.413	102-253	.403	73-92	.793	25-129-154	4.4	87-1	111	56	8	59	465	13.3
2022-23	33-33	1087	32.9	134-338	.396	91-246	.370	55-71	.775	20-133-153	4.6	63-1	102	51	3	60	414	12.5
2023-24	22-22	584	26.6	53-129	.411	32-91	.352	32-41	.780	18-63-81	3.7	58-1	60	22	1	22	170	7.7
TOTAL	136-132	4132	30.4	466-1170	.398	314-832	.377	242-304	.796	81-470-551	4.1	331-5	427	248	16	196	1488	10.9

HONORS

- 2023-24: Blue Ribbon College Basketball Yearbook Preseason Fourth Team All-American ... Jersey Mike's Naismith Trophy Preseason Watch List ... Wooden Award Preseason Watch List ... Preseason First Team All-SEC (Coaches, Media) ... Jerry West Shooting Guard of the Year Preseason Watch List
- 2022-23: First Team All-SEC (Coaches) ... USBWA All-District IV Team ... NABC Second Team All-District 20 ... Battle 4 Atlantis MVP ... Battle 4 Atlantis All-Tournament Team ... SEC Player of the Week (11/28/22) ... Jersey Mike's Naismith Trophy Preseason Watch List ... Wooden Award Preseason Watch List ... Preseason First Team All-SEC (Coaches, Media)
- 2021-22: First Team All-SEC (Coaches) ... USBWA All-District IV Team ... NABC Second Team All-District 20 ... CoSIDA Academic All-District ... SEC All-Tournament Team ... Basketball Hall of Fame Tip-Off All-Tournament Team

AS A FIFTH-YEAR IN 2023-24

- Scored 11 points, his third straight double-figure outing, in the triumph at No. 10/8 Kentucky (2/3/24) and shot 3-of-4 from long range.
- Recorded 10 points and five assists against Alabama (1/20/24), as well as passed John Jenkins for ninth place on the SEC's all-time made 3-pointers list (306).
- Totaled 12 points, seven rebounds and five assists against Tarleton State (12/21/23), as well as hit two 3-pointers to give him 297 as a collegian, good for top-10 in SEC history.
- Put up 12 points, a game- and season-best nine rebounds, three assists, two steals and zero turnovers in the win against No. 20/18 Illinois (12/9/23).
- Produced 21 points and shot 5-of-11 from 3-point range against top-ranked Kansas (11/22/23) in the last game of the Maui Invitational.
- Logged 11 points, a team-high four assists and two steals against Wofford (11/14/23), the latter mark giving him 178 in his career, solely the fifth most in program history

AS A SENIOR IN 2022-23

- Played in 33 of 36 games, starting each, while finishing as the team leader in scoring (12.5 ppg), minutes (33.0), made 3-pointers (2.76 3pg) and total steals (60).
- Led the Vols in steals 15 times, assists 13 times, scoring 12 times and rebounding seven times.
- Paced the SEC in 3-point percentage in conference play (38.7; 46-of-119) for the second straight season.
- Scored in double figures 23 times, with 20-plus thrice, and notched one double-double.
- Closed the season by averaging 13.3 ppg, 4.9 rpg and 3.9 apg over the final seven games while shooting 44.4 percent (24-of-54) from deep.
- Registered 14 points, five rebounds and five assists in the NCAA Tournament second-round victory over No. 12/16 Duke (3/18/23), shooting 4-of-8 from 3-point range.
- Tallied 17 points and shot 5-of-9 beyond the arc against No. 25/RV Missouri (3/10/23) in the SEC Tournament.
- Put up 15 points and six boards in the SEC Tournament-opening victory over Ole Miss (3/9/23).
- Had 21 points, five rebounds and four assists at Auburn (3/4/23) in the regular season finale, shooting 8-of-13 from the field, including 5-of-9 on 3-pointers.
- Stuffed the stat sheet with 14 points, six rebounds, five assists and two steals against Arkansas (2/28/23).
- Compiled a 14-point, season-best 10-rebound double-double at No. 25 Texas A&M (2/21/23), adding a career-high assists and three steals.
- Scored 17 points on 7-of-13 shooting on the road at Kentucky (2/18/23).
- Notched 15 points and eight rebounds, with zero turnovers, in the win over top-ranked Alabama (2/15/23).
- Registered 22 points on an 8-of-14 clip, including a 3-of-7 ledger on 3-pointers, at Ole Miss (12/28/22).
- Logged 18 points on 6-of-8 shooting, including a perfect 5-of-5 mark beyond the arc, against Austin Peay (12/21/22).
- Amassed 20 points and six rebounds in the triumph over third-ranked Kansas (11/25/22) in the Battle 4 Atlantis championship game.

2023 FIBA WORLD CUP AMERICAS QUALIFYING ROUNDS (in 2022)

- Posted eight points and two steals in a win over Puerto Rico (8/29/22) and followed that with 10 points and three assists, shooting 3-of-6 beyond the arc, versus the United States (8/25/22).

AS A JUNIOR IN 2021-22

- Lone UT player to start all 35 games, led the team in minutes (31.2) and 3-point percentage (40.3), while placing second in scoring (13.3 ppg) and assists (3.2 apg).
- Paced the Vols in scoring a team-high 13 times, steals 12 times, assists nine times and rebounds six times.
- Scored in double digits 28 times, including in 17 of 18 during SEC competition, with 20-plus in four outings.
- Connected on 102 3-pointers, fourth-most in a single season in school history, and hit multiple in 30 games.
- Led the SEC in both 3-point percentage (44.5; 57-of-128) and 3-pointers per game (3.2) during league play.
- Tallied 18 points, a co-season-high seven assists and a season-high-tying four steals, going 6-of-8 from deep to set a UT record for made 3-pointers in an NCAA I Tournament game, in the win over Longwood (3/17/22).
- Posted 17 points and five assists, shooting 4-of-9 from deep and 5-of-5 at the line, in the SEC Tournament title game win over Texas A&M (3/13/22).
- Logged 15 points, four rebounds, four assists and two steals in the win over No. 14/15 Arkansas (3/5/22) to conclude the regular season.
- Produced 14 points, five rebounds and a co-career-high two blocks in the win over No. 3/4 Auburn (2/26/22).
- In his lone SEC outing without double-figure points (seven), grabbed a career-best 11 rebounds at No. 23/24 Arkansas (2/19/22).
- Posted 18 points on 6-of-12 shooting, adding four rebounds, in the triumph over No. 4/3 Kentucky (2/15/22).
- Registered 11 points and a co-season-best seven assists at Mississippi State (2/9/22).
- Scored a season-high-tying 23 points versus Florida (1/26/22), going 6-of-10 overall, 5-of-8 beyond the arc and 6-of-6 at the line.
- Had 16 points, five boards and five assists in a win over No. 13/16 LSU (1/22/22), going 5-of-11 on 3-pointers.
- Notched 20 points on a 7-of-10 clip, including a 4-of-6 ledger from deep, at No. 18/17 Kentucky (1/15/22).
- Amassed 17 points, six rebounds and five assists in a career-high 42 minutes versus Ole Miss (1/5/22).
- Totaled 13 points, six rebounds, five assists and three steals at No. 19 Alabama (12/29/21).
- Finished with 15 points and five rebounds in the triumph against No. 6/4 Arizona (12/22/21).
- Compiled 17 points and nine rebounds in the win over No. 18/20 North Carolina (11/21/21) in Uncasville, Conn.
- Logged 23 points against No. 5/4 Villanova (11/19/21) in Uncasville, Conn., adding six boards and three steals.
- Opened the year with 20-points and five rebounds versus UT Martin (11/9/21), shooting 6-of-11 on 3-pointers.

2021 FIBA OLYMPIC QUALIFYING TOURNAMENT

- One of 12 players on Uruguay's Olympic qualifying team, competing in Victoria, British Columbia, in July 2021.
- Averaged 10.5 ppg and shot 62.5 percent in 23.0 mpg in games against Turkey and the Czech Republic.

AS A SOPHOMORE IN 2020-21

- Played in all 27 games, starting 23, while leading the Vols in minutes (29.2 mpg), assists (3.1 apg), 3-pointers (2.0 3pg) and assist/turnover ratio (1.6), the latter of which ranked second in the SEC.
- Ranked second on the team in 3-point percentage (37.3) and free-throw percentage (81.6), connecting on three-plus 3-pointers 11 times and going 16-of-16 at the line in the final four minutes of games.
- Paced UT in assists 10 times, steals seven times and scoring four times, tallying double-digit points 10 times.
- Additional information can be found on Vescovi's [UTsports.com website bio](https://www.utsports.com).

AS A FRESHMAN IN 2019-20

- Early enrollee joined the team on 12/28/19 and received clearance to compete on 1/3/20 after which time he started all 19 contests, scoring in double digits 11 times while averaging 10.7 ppg in 30.3 mpg.
- Ranked fifth in SEC play with 3.7 apg and placed No. 10 with 1.9 made 3-pointers per contest.
- Led UT in assists seven times and scoring four times, plus made at least one 3-pointer in all but two games.
- Additional information can be found on Vescovi's [UTsports.com website bio](https://www.utsports.com).

OTHER NOTABLES

- Graduated from Tennessee in December 2023 with a degree in management.
- Took part in a service and cultural immersion trip to Rwanda in the summer of 2022 as part of UT's VOLeaders Academy, a year-long student-athlete leadership course.
- Attended the NBA Global Academy in Canberra, Australia, from July-December 2019 after previously spending time at the NBA Academy Latin America in Mexico City upon its opening in the winter of 2018.
- Competed in the Basketball Without Borders Global Camp in February 2019 during NBA All-Star Weekend in Charlotte, N.C.
- Grandfather, Daniel Vannet, was a basketball star in Uruguay and Vescovi used to wear No. 9 in his honor.
- Trilingual speaker (Spanish, Portuguese and English) gives the name "Bob" when asked at restaurants, as he says it is just easier that way.

5 ZAKAI ZEIGLER

JR Guard | 5-9 | 171 | Retail & Merchandising Management
Long Island, N.Y. | Our Saviour Lutheran School



SEASON HIGHS

Points:	26 (2x) // at Kentucky, 2/3/24
Rebounds:	5 (2x) // last at Georgia, 1/13/24
Assists:	13 // at Kentucky, 2/3/24
Steals:	5 // vs. LSU, 2/7/24
Blocks:	1 (2x) // last at Mississippi State, 1/10/24
Field Goals:	9 // at Mississippi State, 1/10/24
3-Pointers:	5 // vs. Norfolk State, 1/2/24
Free Throws:	7 // at Georgia, 1/13/24
Minutes:	38:34 // vs. NC State, 12/16/23

CAREER HIGHS

Points:	26 (2x) // at Kentucky, 2/3/24
Rebounds:	6 (5x) // last at Mississippi State, 1/17/23
Assists:	13 // at Kentucky, 2/3/24
Steals:	5 (4x) // last vs. LSU, 2/7/24
Blocks:	2 // at LSU, 1/21/23
Field Goals:	9 // at Mississippi State, 1/10/24
3-Pointers:	5 // vs. Norfolk State, 1/2/24
Free Throws:	11 // at Vanderbilt, 1/18/22
Minutes:	40:00 // at Mississippi State, 1/17/23

SEC HIGHS

Points:	26 (2x) // at Kentucky, 2/3/24
Rebounds:	6 (2x) // last at Mississippi State, 1/17/23
Assists:	13 // at Kentucky, 2/3/24
Steals:	5 (3x) // last vs. LSU, 2/7/24
Blocks:	2 // at LSU, 1/21/23
Field Goals:	9 // at Mississippi State, 1/10/24
3-Pointers:	4 (4x) // last at Mississippi State, 1/10/24
Free Throws:	11 // at Vanderbilt, 1/18/22
Minutes:	40:00 // at Mississippi State, 1/17/23

PRODUCTION TRACKER

	2023-24	Career
Scored 10+ Points	10	46
Scored 20+ Points	3	6
Led the Vols in Scoring	3	14
Made Multiple 3-Pointers	9	39
Had 5+ Rebounds	2	8
Had 5+ Assists	11	32
Led the Vols in Assists	17	43
Had Multiple Steals	10	46
Led the Vols in Steals	10	35
Had a Positive Assist/TO Ratio	16	56

CAREER STATS

	GP-GS	Min	Avg	FG-A	Pct	3FG-A	Pct	FT-A	Pct	Off-Def-Rebs	Avg	PF-FO	Ast	TO	Blk	Stl	Pts	Avg
2021-22	35-1	774	22.1	94-247	.381	44-125	.352	75-89	.843	5-61-66	1.9	61-0	93	60	3	60	307	8.8
2022-23	30-15	860	28.7	105-280	.375	51-164	.311	60-72	.833	10-72-82	2.7	67-1	161	68	6	59	321	10.7
2023-24	22-16	651	29.6	76-182	.418	39-113	.345	47-65	.723	7-46-53	2.4	27-0	122	50	2	41	238	10.8
TOTAL	87-32	2290	26.3	275-709	.388	134-402	.333	182-226	.805	22-179-201	2.3	155-1	376	178	11	160	866	10.0



Name pronounced: Zuh-KY ZEE-Glur
Full bio can be found [HERE](#) on [UTsports.com](#)

HONORS

- 2023-24: Naismith Defensive Player of the Year Watch List (one of 15) ... Bob Cousy Point Guard of the Year Midseason Top 10 List & Preseason Watch List Preseason First Team All-SEC (Coaches) ... Preseason Second Team All-SEC (Media)
- 2022-23: Second Team All-SEC (Coaches, Media) ... SEC All-Defensive Team ... Naismith Defensive Player of the Year semifinalist (one of 10) ... Lefty Driesell Defensive Player of the Year finalist (one of 25) ... USBWA All-District IV Team ... NABC Second Team All-District 20 ... Naismith Trophy Preseason Watch List ... Preseason First Team All-SEC (Coaches) ... Preseason Second Team All-SEC (Media)
- 2021-22: SEC All-Defensive Team ... SEC All-Freshman Team

AS A JUNIOR IN 2023-24

- Amassed 17 points, nine assists and a career-high-tying five steals versus LSU (2/7/24), becoming the fifth SEC player—sixth occurrence—in the last 16 seasons (2008-24) to record that stat line and the first SEC player since Auburn's Jared Harper on Feb. 3/7, 2018, to log 22 assists in a two-game span of regulation conference contests.
- Logged a co-career-high 26 points on 8-of-11 shooting, a career-best 13 assists and a game-leading three steals in the win at No. 10/8 Kentucky (2/3/24), becoming the fourth SEC player in the last 20 seasons with a 25-point, 10-assist showing in regulation, the first SEC player with 13 assists in a regulation road game since Feb. 14, 2009, tying for the ninth-most assists ever by a Volunteer and notching the most assists for any player against Kentucky since Jan. 13, 1993. A full list of notes from his performance can be found [HERE](#).
- Recorded 18 points, five rebounds, five assists and two steals in the comeback win at Georgia (1/13/24), as well as moved into the top 15 on Tennessee's career assists leaderboard with 335.
- Dropped a career-best 26 points in the SEC road opener at Mississippi State (1/10/24), shooting 9-of-15 from the floor to set a career high in makes, 4-of-9 on 3-pointers and 4-of-5 at the line, while adding seven assists, three steals and a block.
- Started SEC play with 17 points and a season-best 10 assists, as well as shot 4-of-11 from deep, in the victory against No. 22/19 Ole Miss (1/6/24) for his sixth points/assists double-double, setting a new Tennessee career record.
- Posted a game-leading 17 points and co-season-best four steals against Norfolk State (1/2/24), shooting 5-of-10 from deep to set a career high in makes.
- Compiled a game-high 13 points and co-game-best five assists versus Tarleton State (12/21/23).
- Set season bests in points (20), made field goals (seven), made 3-pointers (four), assists (eight) and minutes (39), as well as tied his top mark in steals (four), versus NC State (12/16/23) in San Antonio, Texas, and claimed Basketball Hall of Fame Series Player of the Game honors.
- Finished with a season-best 11 points and no turnovers in the triumph against No. 20/18 Illinois (12/9/23), also serving as the primary defender on Marcus Domask, who went 2-of-12 on field goals.
- Notched nine points and seven assists, the most by a Vol since 2/25/23, in the outing at No. 17/16 North Carolina (11/29/23).
- Returned to action in the season opener, 251 days after his knee injury, and posted five assists with zero turnovers in 12 minutes of action versus Tennessee Tech (11/6/23).

AS A SOPHOMORE IN 2022-23

- Tore his left ACL three minutes into the home finale versus Arkansas (2/28/23) and had surgery on 3/13/23.
- Despite his season being cut short, led the SEC in overall assists (161, 5.4 apg) and league-only assists (111; 6.5 apg), as well as boasted an impressive 2.37 assist/turnover ratio.
- His 1.286 "points per possession + assists" ranked in the 93rd percentile nationally, plus was responsible for 28.1 ppg from the start of SEC play until his injury (16.7 via assists).
- Became just the seventh Vol ever to average at least 10.0 ppg and 5.0 apg in a season (10.7 ppg, 5.4 apg).
- According to Synergy, opponents shot 27.0 percent (53-of-196) when he was the primary defender.
- Recorded 13 points and 11 a career-high 11 assists versus South Carolina (2/25/23), shooting 5-of-7 from the field, including 3-of-4 beyond the arc, and adding three steals.
- Totaled 15 points, eight assists, two steals and no turnovers in the win over top-ranked Alabama (2/15/23).
- Logged an 11-point, 10-assist double-double, adding two steals, against Missouri (2/11/23).
- Turned in a dominant performance in the victory over No. 10 Texas (1/28/23), compiling 22 points, 10 assists and two steals in 37 minutes of action.
- Notched 11 points, seven assists and zero turnovers versus Georgia (1/25/23).
- Posted 12 points, 10 assists, two steals and a career-high two blocks at LSU (1/21/23).
- Dropped a career-best 24 points at Mississippi State (1/17/23), shooting 7-of-14 overall, 4-of-10 from deep and 6-of-6 at the line while becoming the first Vol in over three years to play an entire regulation game.
- Had seven points and nine assists against Vanderbilt (1/10/23).
- Became the 15th Vol ever with a points/assists double-double with 11 points and 10 assists versus Mississippi State (1/3/23), adding three steals.
- Amassed 21 points on 8-of-11 shooting, including a 3-of-6 clip from deep, at ninth-ranked Arizona (12/17/22).
- Playing in his home state, scored 12 points in a win over No. 13 Maryland (12/11/22) at the Barclays Center.
- Scored 10 points and notched a career-best five steals versus Alcorn State (12/4/22).
- Logged 14 points and four steals in the Battle 4 Atlantis title game win over third-ranked Kansas (11/25/22).

AS A FRESHMAN IN 2021-22

- Played in all 35 games, all but one off the bench, finishing second on the team in steals (1.7 spg), third in assists (2.7 apg) and fourth in scoring (8.8 ppg).
- Became the fourth Vol to claim SEC All-Defensive Team honors (first freshman), joining Yves Pons (2019-20, 2020-21), Josh Richardson (2013-14, 2014-15) and JaJuan Smith (2007-08).
- Led UT in steals 12 times, assists six times and scoring four times, while notching double-digit points on 17 occasions, including in nine of the final 11 SEC contests.
- Placed No. 11 nationally in steal percentage (4.54) and finished one takeaway shy of the league led in SEC-only steals after tallying 40 in 18 contests (2.2 spg).
- Tallied 10 points and six assists in his NCAA Tournament debut, a first-round win over Longwood (3/17/22).
- Scored 11 points in the SEC Tournament semifinal victory over fifth-ranked Kentucky (3/12/22) one day after recoding 11 points and a season-best eight assists against Mississippi State (3/11/22).
- Had 13 points, five boards and six assists to cap the regular season, a win over No. 14/15 Arkansas (3/5/22).
- Registered 13 points and three steals in the triumph over No. 3/4 Auburn (2/26/22).
- Finished with 14 points, four assists and three steals in the win against No. 4/3 Kentucky (2/15/22), shooting 4-of-8 overall, 2-of-4 from deep and 4-of-4 at the line.
- Posted 16 points on 5-of-10 shooting, going 3-of-5 from deep, with five assists against Vanderbilt (2/12/22).
- Tied his season high with 18 points on 6-of-13 shooting, including a 4-of-5 ledger from beyond the arc, at South Carolina (2/5/22).
- Logged 11 points, six rebounds and four assists versus Florida (1/26/22) in the first of eight straight double-digit scoring performances.
- Earned his first collegiate start in the SEC opener at No. 19 Alabama (12/29/21), finishing with 11 points, four rebounds and four assists.
- Had a co-season-high 18 points, five assists and zero turnovers in a win over No. 18/20 North Carolina (11/21/21) in Uncasville, Conn.

OTHER NOTABLES

- Graduated from Our Saviour New Lutheran, but played his senior season with Immaculate Conception (Montclair, N.J.), averaging 20.0 ppg and 4.6 apg.
- One of two current Vols from New York, along with former New York Lightning AAU teammate Tobe Awaka.
- Broke out at the 2021 Nike Peach Jam, averaging 15.3 ppg and 5.5 apg while posting a 4.7 assist/turnover ratio and a 50.0 percent 3-point clip across six outings, including logging 23 points, 10 assists, zero turnovers and a 7-of-8 3-point clip against the eventual champion, Team Final.
- After his family's apartment was destroyed in a fire during his freshman season, UT fans pledged over \$363,000 in under 48 hours through a GoFundMe effort, with the funds enabling his family to relocate to Knoxville, Tenn., in the spring of 2022.
- Younger brother, Armoni, is a freshman guard at St. Peter's.
- The shortest scholarship Vol since 5-7 Ralph Parton (1979-80), Zeigler, whose initials are ZZZ, was also a football player growing up, competing at running back, quarterback and safety.

RECORD, RESULTS & GAME HIGHS

Record:	Overall	Home	Away	Neutral	OT	vs. T25	vs. T10
All Games	17-5	11-1	4-2	2-2	0-0	3-3	1-2
Conference	7-2	4-1	3-1	0-0	0-0	2-0	1-0
Non-Conference	10-3	7-0	1-1	2-2	0-0	1-3	0-2

Date	Time	TV	Opponent	Result	Attend.	High Pts.	High Reb.	High Ast.	High Stl.	High Blk.	High Min.
N6	6:30 p.m.	SECN+	Tennessee Tech	W, 80-42	17,046	Knecht (17)	Aidoo (8)	Zeigler (5)	James (3)	Aidoo (4)	James (23:13)
N10	9 p.m.	Peacock	at Wisconsin	W, 80-70	17,287	Knecht (24)	Aidoo (7)	Zeigler (3)	three (1)	Aidoo (2)	Knecht (36:05)
N14	6:30 p.m.	SECN+	Wofford	W, 82-61	16,859	Knecht (18)	Aidoo (7)	Vescovi (4)	three (2)	Aidoo (2)	Vescovi (27:59)
N20	2:30 p.m.	ESPN2	vs. Syracuse^	W, 73-56	4,838	Knecht (17)	James (12)	Vescovi (5)	Gainey (2)	Knecht (2)	James (34:01)
N21	8 p.m.	ESPN	vs. #2 Purdue^	L, 67-71	5,257	Knecht (16)	Knecht (7)	Zeigler (3)	Mashack (2)	three (1)	James (33:45)
N22	2:30 p.m.	ESPN	vs. #1 Kansas^	L, 60-69	5,164	Vescovi (21)	Aidoo (11)	Gainey (3)	James (4)	Aidoo (3)	Vescovi (36:36)
N29	7:15 p.m.	ESPN	at #17/16 North Carolina+	L, 92-100	20,756	Knecht (37)	Knecht (6)	Zeigler (7)	Gainey (2)	Knecht (2)	James (38:02)
D5	6:30 p.m.	SECN+	George Mason	W, 87-66	16,513	Aidoo (17)	Aidoo (8)	James (6)	James (3)	Mashack (2)	Zeigler (28:07)
D9	12 p.m.	CBS	#20/18 Illinois	W, 86-79	21,678	Knecht (21)	Vescovi (9)	James (7)	Vescovi (2)	Aidoo (2)	James (34:01)
D12	7 p.m.	SECN	Georgia Southern	W, 74-56	16,013	Aidoo (29)	Aidoo (11)	Zeigler (7)	Zeigler (4)	Aidoo (2)	Zeigler (28:48)
D16	10 p.m.	ESPN2	vs. NC State%	W, 79-70	2,481	James (23)	Awaka (12)	Zeigler (8)	Zeigler (4)	James (1)	Zeigler (38:34)
D21	6:30 p.m.	SECN+	Tarleton State	W, 65-49	17,609	Zeigler (13)	James (10)	Vescovi (5)	Zeigler (1)	Awaka (5)	James (34:45)
J2	7 p.m.	SECN	Norfolk State	W, 87-50	16,858	Zeigler (17)	Awaka (11)	James (5)	Zeigler (4)	Awaka (3)	James (30:01)
J6	6 p.m.	SECN	#22/19 Ole Miss*	W, 90-64	21,932	Aidoo (24)	Aidoo (10)	Zeigler (10)	James (2)	three (1)	Zeigler (36:42)
J10	7 p.m.	SECN	at Mississippi State*	L, 72-77	8,160	Knecht (28)	four (6)	Zeigler (7)	three (3)	three (1)	Zeigler (37:27)
J13	12 p.m.	ESPN2	at Georgia*	W, 85-79	10,523	Knecht (36)	Aidoo (15)	Zeigler (5)	Zeigler (2)	Aidoo (5)	Zeigler (37:34)
J16	5 p.m.	ESPN2	Florida*	W, 85-66	17,332	Knecht (39)	Aidoo (9)	Zeigler (4)	Mashack (2)	Aidoo (2)	Zeigler (33:50)
J20	2 p.m.	ESPN2	Alabama*	W, 91-71	21,678	Knecht (25)	Gainey (5)	Zeigler (6)	Zeigler (4)	Aidoo (4)	Knecht (35:58)
J27	6 p.m.	SECN	at Vanderbilt*	W, 75-62	13,852	Knecht (32)	Aidoo (10)	Zeigler (6)	Aidoo (2)	Knecht (3)	Zeigler (36:29)
J30	6:30 p.m.	SECN	South Carolina*	L, 59-63	20,667	Knecht (31)	Awaka (8)	James (3)	James (2)	Aidoo (2)	Knecht (33:49)
F3	8:30 p.m.	ESPN	at #10/8 Kentucky*	W, 103-92	20,265	James (26)	Aidoo (11)	Zeigler (13)	Zeigler (3)	Aidoo (3)	Zeigler (33:19)
F7	7 p.m.	SECN	LSU*	W, 88-68	21,678	Knecht (27)	Knecht (7)	Zeigler (9)	Zeigler (5)	Aidoo (3)	Zeigler (36:24)
F10	8 p.m.	ESPN	at Texas A&M*							Knecht (3)	
F14	9 p.m.	ESPN2	at Arkansas*								
F17	6 p.m.	SECN	Vanderbilt*								
F20	7 p.m.	SECN	at Missouri*								
F24	8 p.m.	ESPN	Texas A&M*								
F28	7 p.m.	ESPN2	Auburn*								
M2	8 p.m.	ESPN	at Alabama*								
M6	7 p.m.	ESPN2	at South Carolina*								
M9	4 p.m.	CBS	Kentucky*								
TBD	TBD	TBD	vs. TBD=								

* - SEC game

^ - Maui Invitational (Honolulu, Hawaii)

+ - ACC/SEC Challenge

% - Hall of Fame Series (San Antonio, Texas)

= - SEC Tournament (Nashville, Tenn.)

[XX/XX] - Tennessee ranking

All times Eastern

A breakdown of how many times each player has led Tennessee in each category can be found on Page 11

GAME-BY-GAME COMPARISON

	Date	Result	FG-A	Pct	3FG-A	Pct	FT-A	Pct	Rebounds O-D-Total	PF	Pts	A	TO	Stl	Blk	Min	Pts. at Half
Tennessee Tech		W, 80-42	14-51	27.5	2-12	16.7	12-19	63.2	7-24-31	15	42	5	16	5	0	40	12
at #9/10 Tennessee	Nov. 6		29-63	46.0	12-30	40.0	10-10	100	8-34-42	17	80	22	10	7	8	40	41
at Wisconsin		W, 80-70	25-61	41.0	6-24	25.0	14-23	60.9	10-21-31	17	70	10	9	3	2	40	35
#9/10 Tennessee	Nov. 10		28-56	50.0	5-17	29.4	19-23	82.6	6-29-35	22	80	10	10	3	3	40	43
Wofford		W, 82-61	23-61	37.7	10-37	27.0	5-8	62.5	15-19-34	18	61	15	14	2	1	40	31
at #7/8 Tennessee	Nov. 14		27-59	45.8	11-27	40.7	17-23	73.9	15-22-37	16	82	16	8	10	5	40	36
vs. Syracuse		W, 73-56	21-60	35.0	6-20	30.0	8-17	47.1	6-27-33	21	56	9	15	7	6	40	25
#7/8 Tennessee	Nov. 20		24-60	40.0	5-14	35.7	20-27	74.1	13-35-48	12	73	14	16	8	6	40	30
vs. #2/2 Purdue		L, 67-71	19-54	35.2	4-15	26.7	29-48	60.4	17-27-44	21	71	8	16	8	3	40	30
#7/8 Tennessee	Nov. 21		19-57	33.3	8-30	26.7	21-30	70.0	10-21-31	31	67	9	10	8	3	40	31
vs. #1/1 Kansas		L, 60-69	27-52	51.9	4-12	33.3	11-22	50.0	5-40-45	10	69	18	15	5	3	40	35
#7/8 Tennessee	Nov. 22		22-71	31.0	9-33	27.3	7-8	87.5	9-26-35	18	60	12	6	11	3	40	35
at #17/16 North Carolina		L, 92-100	28-61	45.9	12-28	42.9	32-38	84.2	12-22-34	18	100	19	9	6	1	40	61
#10/11 Tennessee	Nov. 29		35-63	55.6	9-28	32.1	13-16	81.3	7-24-31	24	92	13	12	5	7	40	39
George Mason		W, 87-66	24-56	42.9	11-25	44.0	7-11	63.6	4-22-26	15	66	11	14	6	4	40	26
at #17/13 Tennessee	Dec. 5		32-65	49.2	9-26	34.6	14-22	63.6	12-31-43	12	87	27	9	8	4	40	39
#20/18 Illinois		W, 86-79	23-65	35.4	9-36	25.0	24-28	85.7	12-22-34	22	79	9	9	5	2	40	36
at #17/13 Tennessee	Dec. 9		27-60	45.0	6-18	33.3	26-34	76.5	13-30-43	20	86	21	9	6	3	40	34
Georgia Southern		W, 74-56	19-70	27.1	8-32	25.0	10-12	83.3	19-20-39	16	56	8	15	15	3	40	21
at #12/10 Tennessee	Dec. 12		26-58	44.8	5-20	25.0	17-22	77.3	16-33-49	7	74	17	19	12	7	40	49
vs. NC State		W, 79-70	22-51	43.1	8-18	44.4	18-25	72.0	8-23-31	18	70	13	11	7	4	40	31
#12/10 Tennessee	Dec. 16		27-62	43.5	12-27	44.4	13-18	81.3	15-25-40	18	79	22	11	6	2	40	34
Tarleton State		W, 65-46	18-60	30.0	2-22	9.1	8-11	72.7	14-23-37	22	46	11	11	7	4	40	25
at #8/7 Tennessee	Dec. 21		20-55	36.4	8-25	32.0	17-22	77.3	13-26-39	12	65	13	8	1	6	40	39
Norfolk State		W, 87-50	16-47	34.0	2-9	22.2	16-20	80.0	6-24-30	21	50	1	22	9	0	40	18
at #5/5 Tennessee	Jan. 2		30-66	45.5	12-33	36.4	15-17	88.2	13-24-37	16	87	23	11	14	7	40	43
#22/19 Ole Miss		W, 90-64	23-54	42.6	6-16	37.5	12-17	70.6	4-20-24	14	64	11	11	8	4	40	31
at #5/5 Tennessee	Jan. 6		34-72	47.2	11-30	36.7	11-13	84.6	19-28-47	16	90	25	10	7	3	40	40
at Mississippi State		L, 72-77	26-52	50.0	6-18	33.3	19-27	70.4	9-24-33	16	77	12	18	10	3	40	35
#5/5 Tennessee	Jan. 10		27-59	45.8	8-29	27.6	10-16	62.5	11-22-33	20	72	12	16	15	3	40	22
at Georgia		W, 85-79	23-69	33.3	14-33	42.4	19-23	82.6	15-23-38	18	79	14	9	6	1	40	37
#5/5 Tennessee	Jan. 13		29-61	47.5	9-26	34.6	18-23	78.3	13-33-46	16	85	17	14	6	6	40	42
Florida		W, 85-66	20-68	29.4	5-22	22.7	21-25	84.0	19-20-39	19	66	7	11	8	3	40	32
at #6/7 Tennessee	Jan. 16		31-60	51.7	6-18	33.3	17-21	81.0	13-30-43	19	85	17	13	9	6	40	44
Alabama		W, 91-71	25-56	44.6	4-21	19.0	17-24	70.8	9-28-37	21	71	9	22	5	4	40	37
at #6/7 Tennessee	Jan. 20		32-66	48.5	10-28	35.7	17-25	68.0	11-23-34	19	91	21	7	15	6	40	50
at Vanderbilt		W, 75-62	22-60	36.7	8-26	30.8	10-13	76.9	11-20-31	15	62	8	7	6	2	40	35
#5/5 Tennessee	Jan. 27		26-53	49.1	9-22	40.9	14-22	63.6	10-28-38	11	75	14	7	3	5	40	30
South Carolina		L, 59-63	19-56	33.9	10-29	34.5	15-18	83.3	9-31-40	18	63	15	10	5	0	40	30
at #5/5 Tennessee	Jan. 30		21-58	36.2	5-21	23.8	12-20	60.0	9-28-37	16	59	11	6	5	2	40	26
at #10/8 Kentucky		W, 103-92	34-69	49.3	12-27	44.4	12-19	63.2	14-24-38	24	92	17	9	3	6	40	42
#5/5 Tennessee	Feb. 3		36-74	48.6	12-30	40.0	19-26	73.1	18-26-44	21	103	22	7	6	4	40	46
LSU		W, 88-68	24-58	41.4	6-25	24.0	14-22	63.6	18-22-40	14	88	7	16	5	0	40	27
at #6/6 Tennessee	Feb. 7		31-56	55.4	11-24	45.8	15-20	75.0	5-21-26	16	68	23	7	13	6	40	50
at Texas A&M																	
#6/6 Tennessee	Feb. 10																
at Arkansas																	
Tennessee	Feb. 14																
Vanderbilt																	
at Tennessee	Feb. 17																
at Missouri																	
Tennessee	Feb. 20																
Texas A&M																	
at Tennessee	Feb. 24																
Auburn																	
at Tennessee	Feb. 28																
at Alabama																	
Tennessee	March 2																
at South Carolina																	
Tennessee	March 6																
Kentucky																	
at Tennessee	March 9																
vs. TBD																	
Tennessee	TBD																

SPECIALTY STATS

Opponent	Date	W/L	Biggest Lead		Ties	Lead Changes	Lead Time		Tied	Off Turnovers		In Paint		Second Chance		Fast-Break		Bench		
			UT	OPP			UT	OPP		UT-OPP +/-	UT-OPP +/-	UT-OPP +/-	UT-OPP +/-	UT-OPP +/-	UT-OPP +/-	UT-OPP +/-	UT-OPP +/-			
Tenn. Tech	11/6/23	W	40	0	0	0	39:33	0:00	0:27	11-4	+7	30-18	+12	12-2	+10	12-7	+5	36-3	+33	
at Wisconsin	11/10/23	W	10	0	4	0	36:46	0:00	3:14	14-12	+2	42-32	+10	11-9	+2	8-2	+6	23-8	+15	
Wofford	11/14/23	W	22	0	0	0	39:33	0:00	0:27	19-3	+16	28-18	+10	20-11	+9	9-2	+7	31-23	+8	
vs. Syracuse	11/20/23	W	17	8	3	4	26:00	12:04	1:56	18-6	+12	32-26	+6	14-5	+9	11-6	+5	13-15	-2	
vs. #2 Purdue	11/21/23	L	9	8	7	6	14:12	21:58	3:50	10-7	+3	18-28	-10	11-19	-8	5-3	+2	26-3	+23	
vs. #1 Kansas	11/22/23	L	7	11	7	8	8:31	25:35	5:54	17-5	+12	26-40	-14	7-7	0	14-6	+8	14-16	-2	
at #17/16 N. Carolina	11/29/23	L	0	24	0	0	0:00	39:11	0:49	16-21	-5	44-32	+12	4-13	-9	8-20	-12	13-26	-13	
George Mason	12/5/23	W	26	3	2	1	36:34	0:51	2:35	13-5	+8	40-24	+16	10-2	+8	15-3	+12	32-39	-7	
#20/18 Illinois	12/9/23	W	12	5	3	6	33:25	5:53	0:42	11-16	-5	38-24	+14	11-20	-9	9-15	-6	16-14	+2	
Ga. Southern	12/12/23	W	28	0	0	0	39:44	0:00	0:16	17-13	+4	40-22	+18	11-7	+4	17-5	+12	27-33	-6	
vs. NC State	12/16/23	W	12	6	5	5	30:09	7:07	2:44	16-14	+2	24-26	-2	13-12	+1	12-8	+4	21-16	+5	
Tarleton State	12/21/23	W	19	2	2	3	37:26	0:35	1:59	15-2	+13	18-26	-8	2-7	-5	6-7	-1	17-4	+13	
Norfolk State	1/2/24	W	37	0	0	0	38:28	0:00	1:32	23-11	+12	30-22	+8	16-6	+10	8-7	+1	34-22	+12	
#22/19 Ole Miss	1/6/24	W	29	1	2	2	37:35	0:49	1:36	16-16	0	42-30	+12	22-5	+17	12-20	-8	22-10	+12	
at Miss. State	1/10/24	L	3	15	4	5	3:03	34:49	2:08	24- 20	+4	32-36	-4	7-9	-2	22-10	+12	4-33	-29	
at Georgia	1/13/24	W	14	11	5	5	21:37	14:28	3:55	13-13	0	36-18	+18	14-16	-2	13-9	+4	11-30	-19	
Florida	1/16/24	W	22	0	0	0	39:08	0:00	0:52	7- 20	-13	38-26	+12	13-14	-1	8- 22	-14	15-19	-4	
Alabama	1/20/24	W	27	0	0	0	39:23	0:00	0:37	23-4	+19	38- 42	-4	17-12	+5	11-12	-1	28-23	+5	
at Vanderbilt	1/27/24	W	15	9	7	5	20:51	15:50	3:19	13-4	+9	32-24	+8	22-6	+16	8-9	-1	12-6	+6	
S. Carolina	1/30/24	L	4	9	5	6	5:14	30:25	4:21	6-7	-1	28-18	+10	13-10	+3	8-4	+4	8-22	-14	
at #10/8 Kentucky	2/3/24	W	16	0	0	0	39:48	0:00	0:12	10-6	+4	42-30	+12	22-22	0	16-19	-3	13- 46	-33	
LSU	2/7/24	W	26	0	0	0	39:31	0:00	0:29	25-7	+18	38-26	+12	10-20	-10	18-8	+10	24-29	-5	
at Texas A&M																				
at Arkansas																				
Vanderbilt																				
at Missouri																				
Texas A&M																				
Auburn																				
at Alabama																				
at S. Carolina																				
Kentucky																				
vs. TBD																				
TOTALS			17-5	40	24	56	55	626:31	209:35	43:54	337-216	+121	736-588	+148	282-234	+48	250-204	+46	440-440	0
SEC			7-2	29	15	23	23	246:10	96:21	17:29	137-87	+50	326-250	+76	140-114	+26	116-113	+3	137-218	-81

Bold = season high for UT/OPP (or highest UT +/-)
Underline = season low for UT/OPP (or lowest UT +/-)

GAME-BY-GAME POINTS, REBOUNDS & ASSISTS

Opponent	Jonas Aidoo	Tobe Awaka	Cameron Carr	Freddie Dillione V	J.P. Estrella	Jordan Gainey	Josiah James	D.J. Jefferson	Dalton Knecht	Jahmai Mashack	Cade Phillips	Santiago Vescovi	Zakai Zeigler
Tenn. Tech	4-8-2	0-3-0	3-1-3	7-3-3	4-1-0	14-3-3	12-7-2	3-2-0	17-3-1	9-3-1	2-1-0	2-2-2	3-2-5
at Wisconsin	10-7-1	6-6-0	DNP	0-0-0	DNP	10-1-2	14-6-0	DNP	24-5-2	4-1-1	2-1-0	5-4-1	5-3-3
Wofford	7-7-3	9-6-1	3-1-1	0-1-0	0-0-0	16-1-1	8-7-2	DNP	18-3-1	7-4-1	0-0-0	11-3-4	3-1-2
vs. Syracuse	14-11-0	0-1-0	DNP	DNP-INJ	2-3-1	2-3-0	15-12-1	DNP	17-4-3	8-4-1	DNP	6-5-5	9-1-3
vs. #2 Purdue	5-1-0	6-1-0	DNP	DNP-INJ	0-0-0	15-2-2	3-5-1	DNP	16-7-2	9-2-1	0-1-0	8-4-0	5-4-3
vs. #1 Kansas	8-11-0	1-0-0	DNP	DNP-INJ	0-0-0	13-4-3	4-5-1	DNP	13-6-2	0-2-1	DNP	21-4-3	0-0-2
at #17/16 N. Carolina	13-4-0	DNP-INJ	0-0-0	DNP-INJ	0-1-0	11-2-0	20-5-0	DNP	37-6-3	2-3-0	0-3-1	0-1-2	9-3-7
George Mason	17-8-4	11-7-3	0-1-1	3-2-1	7-1-0	7-2-3	15-6-6	DNP	10-3-2	0-4-1	4-1-0	7-4-3	6-1-6
#20/18 Illinois	14-7-1	2-7-1	DNP	DNP	DNP	5-2-1	12-6-7	DNP	21-4-1	9-4-3	DNP	12-9-3	11-0-4
Ga. Southern	29-11-1	7-6-3	2-3-0	5-1-0	4-1-0	7-1-2	3-8-1	DNP	7-6-0	2-0-0	0-1-1	2-7-2	6-0-7
vs. NC State	4-4-1	5-12-3	DNP	DNP	0-0-0	5-2-0	23-7-3	DNP	2-1-1	11-5-4	DNP	9-3-2	20-3-8
Tarleton State	7-4-0	5-4-0	DNP	DNP	0-0-0	9-3-1	10-10-1	DNP	6-3-0	3-3-1	0-2-0	12-7-5	13-2-5
Norfolk State	4-5-0	10-11-0	0-0-0	4-1-2	4-1-1	4-2-2	8-7-5	DNP	15-4-4	8-2-2	2-1-1	9-2-2	17-0-4
#22/19 Ole Miss	24-10-2	9-3-0	DNP	DNP	DNP	3-2-0	8-8-4	DNP	8-2-1	10-4-4	DNP	11-4-4	17-5-10
at Miss. State	9-5-0	4-6-0	DNP	0-0-0	DNP	0-0-0	3-6-0	DNP	28-6-1	0-6-0	DNP	2-1-4	26-2-7
at Georgia	10-15-3	6-2-0	DNP	2-1-0	DNP	0-1-0	4-6-2	DNP	36-4-3	3-3-1	DNP	6-2-3	18-5-5
Florida	19-9-2	2-8-0	0-0-0	0-0-2	7-1-0	0-1-1	3-7-3	DNP	39-8-1	6-2-2	0-0-0	2-3-2	7-3-4
Alabama	19-4-1	0-0-0	DNP	5-0-1	0-1-0	15-5-1	1-4-1	DNP	25-4-2	8-4-4	DNP	10-3-5	8-4-6
at Vanderbilt	9-10-1	0-1-0	DNP	0-0-0	2-3-0	10-0-1	0-4-0	DNP	32-6-3	0-2-1	DNP	12-5-2	10-4-6
S. Carolina	6-5-0	6-8-0	DNP	DNP	2-2-1	0-2-1	2-7-3	DNP	31-7-2	0-1-0	DNP	10-3-1	2-1-3
at Kentucky	11-11-1	4-6-0	0-1-1	DNP	0-0-0	5-3-2	26-5-1	DNP	16-4-2	4-3-0	DNP	11-4-2	26-2-13
LSU	10-5-1	0-1-0	0-0-0	DNP	0-0-0	18-2-3	8-4-1	DNP	27-7-6	6-1-0	DNP	2-1-3	17-4-9
at Texas A&M													
at Arkansas													
Vanderbilt													
at Missouri													
Texas A&M													
Auburn													
at Alabama													
at S. Carolina													
Kentucky													
vs. TBD													

HIGHS & LOWS

Individual Category	Tennessee	Opponent
Points	39 by Dalton Knecht vs. Florida (1/16/24)	35 by Rob Dillingham at Kentucky (2/3/24)
Points in a Half	26 (2H) by Dalton Knecht at Mississippi State (1/10/24)	18 (2H) by Rob Dillingham at Kentucky (2/3/24)
Field Goals Made	13 by Dalton Knecht at Vanderbilt (1/27/24) 13 by Dalton Knecht vs. Florida (1/16/24) 13 by Dalton Knecht at North Carolina (11/29/23)	14 by Rob Dillingham at Kentucky (2/3/24)
Field Goals Made in a Half	9 (1H) by Dalton Knecht vs. Florida (1/16/24) 9 (2H) by Dalton Knecht at Mississippi State (1/10/24)	8 by Rob Dillingham at Kentucky (2/3/24)
Field Goals Attempted	24 by Dalton Knecht vs. South Carolina (1/30/24)	20 by Rob Dillingham at Kentucky (2/3/24) 20 by A.J. Storr at Wisconsin (11/10/23)
Field-Goal Percentage (min. 5 made)	76.5 (13-17) by Dalton Knecht at North Carolina (11/29/23)	87.5 (7-8) by Jaemyn Brakefield vs. Ole Miss (1/6/24)
3-Pointers Made	5 by Dalton Knecht at Georgia (1/13/24) 5 by Zakai Zeigler vs. Norfolk State (1/2/24) 5 by Josiah-Jordan James vs. NC State in San Antonio (12/16/23) 5 by Santiago Vescovi vs. Kansas in Honolulu (11/22/23)	6 by Rob Dillingham at Kentucky (2/3/24)
3-Pointers Attempted	11 by Santiago Vescovi vs. Kansas in Honolulu (11/22/23)	11 by Noah Thomasson at Georgia (1/13/24) 11 by R.J. Davis at North Carolina (11/29/23)
3-Point Percentage (min. 2 made)	100 (2-2) by Josiah-Jordan James vs. LSU (2/7/23) 100 (2-2) by Jonas Aidoo vs. George Mason (12/5/23)	100 (3-3) by Myles Stute vs. South Carolina (1/30/24)
Free Throws Made	9 by Dalton Knecht vs. Florida (1/16/24)	11 by Terrence Shannon Jr., vs. Illinois (12/9/23)
Free Throws Attempted	11 by Jonas Aidoo vs. Georgia Southern (12/12/23)	17 by Zach Edey vs. Purdue in Honolulu (11/21/23)
Free-Throw Percentage (min. 3 made) <i>highest total of makes without miss listed</i>	100 (9-9) by Dalton Knecht vs. Florida (1/16/24)	100 (11-11) by Terrence Shannon Jr., vs. Illinois (12/9/23)
Total Rebounds	15 by Jonas Aidoo at Georgia (1/13/24)	20 by Hunter Dickinson vs. Kansas in Honolulu (11/22/23)
Offensive Rebounds	7 by Jonas Aidoo at Georgia (1/13/24)	8 by Tyrese Samuel vs. Florida (1/16/24)
Defensive Rebounds	11 by Josiah-Jordan James vs. Syracuse in Honolulu (11/20/23)	19 by Hunter Dickinson vs. Kansas in Honolulu (11/22/23)
Assists	13 by Zakai Zeigler at Kentucky (2/3/24)	10 by Elliot Cadeau at North Carolina (11/29/23)
Blocks	5 by Jonas Aidoo at Georgia (1/13/24) 5 by Tobe Awaka vs. Tarleton State (12/21/23)	4 by Ugonna Onyenso at Kentucky (2/3/24) 4 by Naheem McLeod vs. Syracuse in Honolulu (11/20/23)
Steals	5 by Zakai Zeigler vs. LSU (2/7/24)	5 by D.J. Jeffries at Mississippi State (1/10/24)
Turnovers	6 by Zakai Zeigler at Georgia (1/13/24) 6 by Zakai Zeigler vs. Syracuse in Honolulu (11/20/23)	7 by Mark Sears vs. Alabama (1/20/24) 7 by Kevin McCullar Jr., vs. Kansas in Honolulu (11/22/23)
Minutes Played	38:34 by Zakai Zeigler vs. NC State in San Antonio (12/16/23)	38:06 by R.J. Davis at North Carolina (11/29/23)
Dunks	4 by Jonas Aidoo vs. Ole Miss (1/6/24) 4 by Jonas Aidoo vs. Syracuse in Honolulu (11/20/23)	3 by Zach Edey vs. Purdue in Honolulu (11/21/23)

Team Category	Tennessee	Opponent
Points	103 at Kentucky (2/3/24)	100 at North Carolina (11/29/23)
Low	59 vs. South Carolina (1/30/24)	42 vs. Tennessee Tech (11/6/23)
Points in a Half	57 (2H) at Kentucky (2/3/24)	61 at North Carolina (11/29/23)
Low	22 at Mississippi State (1/10/24)	12 (1H) vs. Tennessee Tech (11/6/23)
Field Goals Made	35 at North Carolina (11/29/23)	28 at North Carolina (11/29/23)
Low	19 vs. Purdue in Honolulu (11/21/23)	14 vs. Tennessee Tech (11/6/23)
Field Goals Made in a Half	19 two times; (1H) vs. Alabama and (2H) at North Carolina (11/29/23)	19 (1H) at North Carolina (11/29/23)
Low	6 (2H) vs. Tarleton State (12/21/23)	4 (1H) vs. Tennessee Tech (11/6/23)
Field Goals Attempted	74 at Kentucky (2/3/24)	70 vs. Georgia Southern (12/12/23)
Low	55 vs. Tarleton State (12/21/23)	47 vs. Norfolk State (1/2/24)
Field-Goal Percentage	55.6 (35-63) at North Carolina (11/29/23)	51.9 (27-52) vs. Kansas in Honolulu (11/22/23)
Low	31.0 (22-71) vs. Kansas in Honolulu (11/22/23)	27.5 (14-51) vs. Tennessee Tech (11/6/23)
3-Pointers Made	12 four times; last at Kentucky (2/3/24)	14 at Georgia (1/13/24)
Low	5 three times; last vs. South Carolina (1/30/24)	2 two times; vs. Tarleton State (12/21/23) and vs. Tennessee Tech (11/6/23)
3-Pointers Attempted	33 two times; vs. Norfolk State (1/2/24) and vs. Kansas in Honolulu (11/22/23)	37 vs. Wofford (11/14/23)
Low	11 at Wisconsin (11/10/23)	12 two times; vs. Kansas in Honolulu (11/22/23) and vs. Tennessee Tech (11/6/23)
3-Point Percentage	45.8 (11-24) vs. LSU (2/7/24)	44.4 two times; last 12-27 at Kentucky (2/3/24)
Low	23.8 (5-21) vs. South Carolina (1/30/24)	9.1 (2-22) vs. Tarleton State (12/21/23)
Free Throws Made	26 vs. Illinois (12/9/23)	32 at North Carolina (11/29/23)
Low	7 vs. Kansas in Honolulu (11/22/23)	5 vs. Wofford (11/14/23)
Free Throws Attempted	34 vs. Illinois (12/9/23)	48 vs. Purdue in Honolulu (11/21/23)
Low	8 vs. Kansas in Honolulu (11/22/23)	8 vs. Wofford (11/14/23)
Free-Throw Percentage	100 (10-10) vs. Tennessee Tech (11/6/23)	85.7 (24-28) vs. Illinois (12/9/23)
Low	60.0 (12-20) vs. South Carolina (1/30/24)	47.1 (8-17) vs. Syracuse in Honolulu (11/20/23)
Total Rebounds	49 vs. Georgia Southern (12/12/23)	45 vs. Kansas in Honolulu (11/22/23)
Low	26 vs. LSU (2/7/24)	24 vs. Ole Miss (1/6/24)
Offensive Rebounds	19 vs. Ole Miss (1/6/24)	19 two times; vs. Florida (1/6/24) and vs. Georgia Southern (12/12/23)
Low	6 at Wisconsin (11/10/23)	4 two times; vs. Ole Miss (1/6/24) and vs. George Mason (12/5/23)
Defensive Rebounds	35 vs. Syracuse in Honolulu (11/20/23)	45 vs. Kansas in Honolulu (11/22/23)
Low	21 two times; vs. LSU (2/7/24) and vs. Purdue in Honolulu (11/21/23)	19 vs. Wofford (11/14/23)
Assists	27 vs. George Mason (12/5/23)	19 at North Carolina (11/29/23)
Low	9 vs. Purdue in Honolulu (11/21/23)	1 vs. Norfolk State (1/2/24)
Blocks	8 vs. Tennessee Tech (11/6/23)	6 vs. Syracuse in Honolulu (11/20/23)
Low	2 vs. NC State in San Antonio (12/16/23)	0 four times; last vs. LSU (2/7/24)
Steals	15 two times; vs. Alabama (1/20/24) and at Mississippi State (1/10/24)	15 vs. Georgia Southern (12/12/23)
Low	3 two times; at Vanderbilt (1/27/24) and at Wisconsin (11/10/23)	2 vs. Wofford (11/14/23)
Turnovers	19 vs. Georgia Southern (12/12/23)	22 two times; vs. Alabama (1/20/24) and vs. Norfolk State (1/2/24)
Low	6 two times; vs. South Carolina (1/30/24) and vs. Kansas in Honolulu (11/22/23)	9 three times; last at Georgia (1/13/24)
Personal Fouls	31 vs. Purdue in Honolulu (11/21/23)	24 at Kentucky (2/3/24)
Low	7 vs. Georgia Southern (12/12/23)	10 vs. Kansas in Honolulu (11/22/23)
Dunks	6 two times; vs. Norfolk State (1/2/24) and vs. Syracuse in Honolulu (11/20/23)	3 three times; last at Mississippi State (1/10/24)
Low	0 two times; vs. South Carolina (1/30/24) and vs. Tarleton State (12/21/23)	0 nine times; last vs. LSU (2/7/24)

TENNESSEE BASKETBALL

BOX SCORES

Box score for Tennessee Tech -42 vs. Tennessee at Tennessee. Includes player stats for 13 players and team totals.

Box score for Tennessee at Wisconsin. Includes player stats for 13 players and team totals.

Box score for Wolford at Tennessee. Includes player stats for 13 players and team totals.

Box score for Tennessee -88 vs. Tennessee at Tennessee. Includes player stats for 13 players and team totals.

Box score for Wisconsin -78 vs. Tennessee at Tennessee. Includes player stats for 13 players and team totals.

Box score for Tennessee -85 vs. Tennessee at Tennessee. Includes player stats for 13 players and team totals.

Summary statistics for Tennessee Tech -42 vs. Tennessee at Tennessee, including points, rebounds, assists, and steals.

Summary statistics for Wisconsin -78 vs. Tennessee at Tennessee, including points, rebounds, assists, and steals.

Summary statistics for Wolford at Tennessee, including points, rebounds, assists, and steals.

Box score for Tennessee at Syracuse. Includes player stats for 13 players and team totals.

Box score for Tennessee -67 vs. Tennessee at Tennessee. Includes player stats for 13 players and team totals.

Box score for Tennessee -65 vs. Tennessee at Tennessee. Includes player stats for 13 players and team totals.

Box score for Tennessee -56 vs. Tennessee at Tennessee. Includes player stats for 13 players and team totals.

Box score for Tennessee -67 vs. Tennessee at Tennessee. Includes player stats for 13 players and team totals.

Box score for Tennessee -65 vs. Tennessee at Tennessee. Includes player stats for 13 players and team totals.

Summary statistics for Tennessee -56 vs. Tennessee at Tennessee, including points, rebounds, assists, and steals.

Summary statistics for Tennessee -67 vs. Tennessee at Tennessee, including points, rebounds, assists, and steals.

Summary statistics for Tennessee -65 vs. Tennessee at Tennessee, including points, rebounds, assists, and steals.

Box score for Tennessee -42 vs. Tennessee at Tennessee. Includes player stats for 13 players and team totals.

Box score for Tennessee -67 vs. Tennessee at Tennessee. Includes player stats for 13 players and team totals.

Box score for Tennessee -79 vs. Tennessee at Tennessee. Includes player stats for 13 players and team totals.

Box score for Tennessee -100 vs. Tennessee at Tennessee. Includes player stats for 13 players and team totals.

Box score for Tennessee -67 vs. Tennessee at Tennessee. Includes player stats for 13 players and team totals.

Box score for Tennessee -86 vs. Tennessee at Tennessee. Includes player stats for 13 players and team totals.

Summary statistics for Tennessee -100 vs. Tennessee at Tennessee, including points, rebounds, assists, and steals.

Summary statistics for Tennessee -67 vs. Tennessee at Tennessee, including points, rebounds, assists, and steals.

Summary statistics for Tennessee -86 vs. Tennessee at Tennessee, including points, rebounds, assists, and steals.

Box score for Georgia Southern at Tennessee. Includes player stats for 13 players and team totals.

Box score for Tennessee -74 vs. Tennessee at Tennessee. Includes player stats for 13 players and team totals.

Box score for Tennessee -65 vs. Tennessee at Tennessee. Includes player stats for 13 players and team totals.

Box score for Tennessee -74 vs. Tennessee at Tennessee. Includes player stats for 13 players and team totals.

Box score for Tennessee -79 vs. Tennessee at Tennessee. Includes player stats for 13 players and team totals.

Box score for Tennessee -65 vs. Tennessee at Tennessee. Includes player stats for 13 players and team totals.

Summary statistics for Georgia Southern at Tennessee, including points, rebounds, assists, and steals.

Summary statistics for Tennessee -74 vs. Tennessee at Tennessee, including points, rebounds, assists, and steals.

Summary statistics for Tennessee -65 vs. Tennessee at Tennessee, including points, rebounds, assists, and steals.

TENNESSEE BASKETBALL

BOX SCORES



Official Basketball Box Score - Final
North State at Tennessee
01/24/24 Home/Cover, Knoxville, Tennessee
2023-24 Men's Basketball

Game Date: 7:01 PM
Game Duration: 1:58
Attendance: 4,190

North State - 50			Tennessee - 77			Totals							
NO. Name	Min	FG	3P	FT	Rebounds	Fouls	TP	AS	TO	ST	Blocks	PF	TS
8 N. Type Bladen	17:45	0/2	0/0	0/0	6	2	3	0	2	0	0	0	0
9 Zach Dumbria	21:42	3/10	1/2	0/0	3	3	2	1	1	1	0	0	0
0 Chris Angin	0	0	0	0	0	0	0	0	0	0	0	0	0
6 James Thomson	0	0	0	0	0	0	0	0	0	0	0	0	0
11 Jaylen Darden	11:10	0/0	0/0	0/0	2	2	1	1	1	0	0	0	0
9 Alan Ballard	1:08	0/1	0/1	0/0	2	2	0	0	0	0	0	0	0
25 Nyasha Chambers	12:44	1/1	0/1	1/3	2	1	0	0	0	0	0	0	0
13 Drey Anderson	18:41	0/1	0/0	0/0	3	1	0	1	0	2	0	0	0
24 Chris Fields Jr.	14:56	3/10	3/3	2/5	1	1	0	0	2	1	0	0	0
1 George Braxs Jr.	17:10	3/4	1/1	0/1	1	1	0	1	0	0	0	0	0
3 Gilbert Brown	01:53	0/0	0/0	0/0	0	0	0	1	0	0	0	0	0
Team	16:47	19/39	6/24	2/4	20	13	0	22	9	7	0	0	0



Official Basketball Box Score - Final
Off Miss at Tennessee
01/20/24 Home/Cover, Knoxville, Tennessee
2023-24 Men's Basketball

Game Date: 7:01 PM
Game Duration: 1:56
Attendance: 31,162

Off Miss - 64			Tennessee - 83			Totals							
NO. Name	Min	FG	3P	FT	Rebounds	Fouls	TP	AS	TO	ST	Blocks	PF	TS
4 Jamari Brinkfield	26:55	7/8	2/2	5/7	0	2	2	5	2	1	0	0	0
0 Jameson Sharp	16:48	1/1	0/0	0/0	0	0	0	0	0	0	0	0	0
3 Zaka Ziegler	31:00	3/10	2/4	3/5	0	8	2	4	11	3	0	0	0
7 Allen Murray	31:58	4/12	1/3	1/1	5	5	2	2	0	4	0	0	0
1 Matthew Larrall	05:30	0/0	0/0	0/0	0	0	0	0	0	0	0	0	0
0 Brandon Murray	14:24	2/5	0/2	2/2	0	0	1	1	1	0	0	0	0
30 Moosa Cisse	22:52	1/1	0/0	0/2	3	2	2	2	2	2	1	0	0
2 T.J. Caldwell	14:30	1/5	0/0	1/2	1	1	0	1	1	0	0	0	0
1 Austin Nunez	03:43	0/0	0/0	0/0	0	0	0	0	0	0	0	0	0
25 Rashad Marshall	05:10	0/0	0/0	0/0	0	0	0	0	0	0	0	0	0
Team	29:54	20/46	12/17	4	24	14	0	19	11	8	4	0	0



Official Basketball Box Score - Final
Tennessee at Mississippi St.
01/20/24 Home/Cover, Starkville
2023-24 Men's Basketball

Game Date: 6:01 PM
Game Duration: 2:06
Attendance: 14,160

Tennessee - 72			Mississippi St. - 77			Totals							
NO. Name	Min	FG	3P	FT	Rebounds	Fouls	TP	AS	TO	ST	Blocks	PF	TS
0 Jonas Adoo	30:11	4/5	3/5	1/2	2	5	1	5	2	1	0	0	0
3 Dalton Knecht	30:08	10/18	4/6	1/5	6	1	0	1	2	1	0	0	0
5 Zaka Ziegler	32:27	9/15	4/9	4/4	2	2	2	2	2	3	0	0	0
25 Santiago Vescovi	21:40	1/4	0/0	0/1	1	2	1	1	2	1	0	0	0
30 Josiah-Jordan James	03:19	0/0	0/0	0/0	0	0	0	0	0	0	0	0	0
2 Jordan Gainey	02:26	0/5	0/4	0/0	0	0	0	0	0	0	0	0	0
11 Tobe Awaka	19:55	2/2	0/1	4/2	6	5	2	4	0	0	0	0	0
15 Jahmal Mashack	18:17	0/1	0/0	4/2	6	2	0	2	0	0	0	0	0
1 Freddie Dilone V.	03:25	0/0	0/0	0/0	0	0	0	0	0	0	0	0	0
Team	27:58	29/50	10/32	11	22	15	0	17	12	13	3	0	0



Official Basketball Box Score - Final
Alabama at Tennessee
01/20/24 Home/Cover, Knoxville, Tennessee
2023-24 Men's Basketball

Game Date: 7:01 PM
Game Duration: 2:08
Attendance: 17,275

Alabama - 71			Tennessee - 82			Totals							
NO. Name	Min	FG	3P	FT	Rebounds	Fouls	TP	AS	TO	ST	Blocks	PF	TS
0 Grant Nelson	21:17	3/8	0/2	1/2	0	5	5	3	1	0	1	0	1
3 Dalton Knecht	29:24	10/20	3/6	1/1	4	2	0	2	2	1	0	0	0
5 Zaka Ziegler	32:43	7/13	1/1	7/10	0	1	1	3	2	2	1	0	0
1 Mark Sears	06:08	0/0	0/0	0/0	1	1	0	1	0	0	0	0	0
1 Ryan Griffin	06:08	0/0	0/0	0/0	3	4	1	0	0	0	0	0	0
05 Jaron Egan	06:08	0/0	0/0	0/0	0	0	0	0	0	0	0	0	0
10 Mouhammad Doubate	10:17	2/4	0/0	0/3	0	0	0	0	0	0	0	0	0
12 Lantel Wright Jr.	22:28	0/3	0/0	2/2	0	2	0	2	1	1	0	0	0
24 Sam Williams	18:36	2/5	2/4	0/0	5	0	0	0	0	0	0	0	0
15 Sam Stevenson	14:46	2/3	1/2	2/2	0	1	1	1	3	2	0	0	0
11 Mohamed Wague	05:13	0/0	0/0	0/0	0	0	0	0	0	0	0	0	0
4 Davin Cosby Jr.	00:00	0/0	0/0	0/0	0	0	0	0	0	0	0	0	0
Team	25:05	42/71	17/24	9	24	13	0	16	27	17	5	0	0



Official Basketball Box Score - Final
Tennessee at Georgia
01/23/24 Home/Cover, Athens
2023-24 Men's Basketball

Game Date: 7:01 PM
Game Duration: 1:52
Attendance: 13,323

Tennessee - 85			Georgia - 72			Totals							
NO. Name	Min	FG	3P	FT	Rebounds	Fouls	TP	AS	TO	ST	Blocks	PF	TS
0 Jonas Adoo	35:04	4/8	0/0	2/2	7	8	15	2	10	3	1	1	0
3 Dalton Knecht	36:22	15/20	5/6	7/4	4	1	7	3	8	3	1	0	0
5 Zaka Ziegler	32:06	6/12	2/4	0/0	3	0	3	1	2	0	0	0	0
25 Santiago Vescovi	03:20	3/4	0/0	0/2	4	0	2	4	0	0	0	0	0
30 Josiah-Jordan James	07:05	2/9	0/0	2/4	6	2	4	2	2	0	0	0	0
15 Jahmal Mashack	15:21	1/1	0/0	0/1	3	1	0	0	0	0	0	0	0
2 Jordan Gainey	13:20	0/1	0/0	0/1	1	1	1	0	0	0	0	0	0
1 Freddie Dilone V.	34:02	0/1	0/0	0/1	1	1	1	2	0	0	0	0	0
11 Tobe Awaka	07:22	2/3	0/0	0/0	0	0	0	0	0	0	0	0	0
Team	28:41	39/65	12/33	13	34	16	0	14	11	6	1	0	0



Official Basketball Box Score - Final
Florida at Tennessee
01/24/24 Home/Cover, Knoxville, Tennessee
2023-24 Men's Basketball

Game Date: 7:01 PM
Game Duration: 1:57
Attendance: 17,137

Florida - 66			Tennessee - 83			Totals							
NO. Name	Min	FG	3P	FT	Rebounds	Fouls	TP	AS	TO	ST	Blocks	PF	TS
4 Tyrus Samuel	22:17	3/8	0/2	4/5	8	11	5	4	1	1	0	2	0
3 Dalton Knecht	32:33	11/15	4/5	1/2	9	3	1	0	8	1	0	0	0
0 Zaven Paul	03:07	2/1	0/0	0/0	2	9	3	2	5	1	0	0	0
11 Walter Clayton Jr.	05:59	0/1	0/0	0/0	1	3	1	4	1	0	0	0	0
25 Santiago Vescovi	01:52	0/2	0/0	0/0	0	0	0	1	1	0	0	0	0
30 Josiah-Jordan James	00:53	0/0	0/0	0/0	0	0	0	0	0	0	0	0	0
11 Tobe Awaka	25:43	1/9	0/1	3/4	4	2	3	1	5	0	0	0	0
5 Ryan Knight	01:52	0/1	0/0	0/0	0	0	0	1	1	0	0	0	0
20 Thomas Haugh	01:52	0/0	0/0	0/0	0	0	0	0	0	0	0	0	0
11 Denzel Anderson	06:43	1/5	0/0	0/0	0	0	0	1	2	0	0	0	0
Team	30:48	22/45	21/25	19	39	29	0	19	19	6	1	1	0



Official Basketball Box Score - Final
Alabama at Tennessee
01/24/24 Home/Cover, Knoxville, Tennessee
2023-24 Men's Basketball

Game Date: 7:01 PM
Game Duration: 1:57
Attendance: 17,137

Alabama - 71			Tennessee - 82			Totals							
NO. Name	Min	FG	3P	FT	Rebounds	Fouls	TP	AS	TO	ST	Blocks	PF	TS
0 Grant Nelson	21:17	3/8	0/2	1/2	0	5	5	3	1	0	1	0	1
3 Dalton Knecht	29:24	10/20	3/6	1/1	4	2	0	2	2	1	0	0	0
5 Zaka Ziegler	32:43	7/13	1/1	7/10	0	1	1	3	2	2	1	0	0
1 Mark Sears	06:08	0/0	0/0	0/0	1	1	0	1	0	0	0	0	0
1 Ryan Griffin	06:08	0/0	0/0	0/0	3	4	1	0	0	0	0	0	0
05 Jaron Egan	06:08	0/0	0/0	0/0	0	0	0	0	0	0	0	0	0
10 Mouhammad Doubate	10:17	2/4	0/0	0/3	0	0	0	0	0	0	0	0	0
12 Lantel Wright Jr.	22:28	0/3	0/0	2/2	0	2	0	2	1	1	0	0	0
24 Sam Williams	18:36	2/5	2/4	0/0	5	0	0	0	0	0	0	0	0
15 Sam Stevenson	14:46	2/3	1/2	2/2	0	1	1	1	3	2	0	0	0
11 Mohamed Wague	05:13	0/0	0/0	0/0	0	0	0	0	0	0	0	0	0
4 Davin Cosby Jr.	00:00	0/0	0/0	0/0	0	0	0	0	0	0	0	0	0
Team	25:05	42/71	17/24	9	24	13	0	16	27	17	5	0	0



Official Basketball Box Score - Final
Georgia at Tennessee
01/24/24 Home/Cover, Knoxville, Tennessee
2023-24 Men's Basketball

Game Date: 7:01 PM
Game Duration: 1:52
Attendance: 13,323

Georgia - 72			Tennessee - 85			Totals							
NO. Name	Min	FG	3P	FT	Rebounds	Fouls	TP	AS	TO	ST	Blocks	PF	TS
1 RJ Summers	01:20	0/0	0/0	0/0	0	4	1	0	0	0	0	0	0
54 Raedeh Tolson	05												



2023-24 Tennessee Men's Basketball
Combined Team Statistics
In Conference games

Game Records

Record	Overall	Home	Away	Neutral
ALL GAMES	7-2	4-1	3-1	0-0
CONFERENCE	7-2	4-1	3-1	0-0
NON-CONFERENCE	0-0	0-0	0-0	0-0

Score by Periods

Team	1st	2nd	OT	TOT
Tennessee	350	398	0	748
Opponents	306	336	0	642

Team Box Score

No.	Player	Total			3-Point			F-Throw		Rebounds				Other Stats								
		GP-GS	MIN	AVG	FG-FGA	FG%	3FG-3FGA	3FG%	FT-FTA	FT%	OFF	DEF	TOT	AVG	PF	DQ	A	TO	BLK	STL	PTS	AVG
3	KNECHT, Dalton	9-9	288:09	32.0	84-165	.509	24-57	.421	50-65	.769	8	40	48	5.3	15	0	21	10	8	8	242	26.9
5	ZEIGLER, Zakai	9-9	316:17	35.1	42-83	.506	20-54	.370	27-39	.692	5	25	30	3.3	8	0	63	24	2	21	131	14.6
0	AIDOO, Jonas	9-9	240:17	26.7	51-98	.520	0-3	.000	15-25	.600	27	48	75	8.3	26	1	11	6	22	6	117	13.0
25	VESCOVI, Santiago	9-9	232:46	25.9	22-52	.423	14-37	.378	8-13	.615	4	22	26	2.9	22	0	26	9	1	9	66	7.3
30	JAMES, Josiah-Jordan	9-9	255:44	28.4	21-59	.356	7-29	.241	6-8	.750	12	39	51	5.7	19	0	15	8	1	12	55	6.1
2	GAINEY, Jordan	9-0	147:16	16.4	15-42	.357	10-30	.333	11-11	1.000	5	11	16	1.8	12	0	9	5	2	9	51	5.7
15	MASHACK, Jahmai	9-0	165:23	18.4	14-29	.483	5-12	.417	4-10	.400	16	10	26	2.9	18	0	12	8	1	9	37	4.1
11	AWAKA, Tobe	9-0	103:19	11.5	12-18	.667	0-0	.000	7-9	.778	18	17	35	3.9	26	1	0	9	3	2	31	3.4
13	ESTRELLA, J.P.	6-0	24:50	4.1	4-5	.800	0-0	.000	3-4	.750	3	4	7	1.2	3	0	1	1	1	0	11	1.8
1	DILIONE V, Freddie	5-0	19:11	3.8	2-4	.500	1-2	.500	2-2	1.000	0	1	1	0.2	3	0	3	3	0	3	7	1.4
12	PHILLIPS, Cade	1-0	00:38	0.6	0-0	.000	0-0	.000	0-0	.000	0	0	0	0.0	0	0	0	0	0	0	0	0.0
43	CARR, Cameron	3-0	06:10	2.1	0-4	.000	0-4	.000	0-0	.000	0	1	1	0.3	1	0	1	0	0	0	0	0.0
Team											11	22	33					4				
Total		9	1800		267-559	.478	81-228	.355	133-186	.715	109	240	349	38.8	153	2	162	87	41	79	748	83.1
Opponents		9	1800		216-542	.399	71-217	.327	139-188	.739	108	212	320	35.6	159	5	100	113	23	56	642	71.3

Team Statistics

	UT	OPP
Scoring	748	642
Points per game	83.1	71.3
Scoring margin	+11.8	-
Field goals-att	267-559	216-542
Field goal pct	.478	.399
3 point fg-att	81-228	71-217
3-point FG pct	.355	.327
3-pt FG made per game	9.0	7.9
Free throws-att	133-186	139-188
Free throw pct	.715	.739
F-Throws made per game	14.8	15.4
Rebounds	349	320
Rebounds per game	38.8	35.6
Rebounding margin	+3.2	-
Assists	162	100
Assists per game	18.0	11.1
Turnovers	87	113
Turnovers per game	9.7	12.6
Turnover margin	+2.9	-
Assist/turnover ratio	1.9	0.9
Steals	79	56
Steals per game	8.8	6.2
Blocks	41	23
Blocks per game	4.6	2.6
Winning streak	2	-
Home win streak	1	-
Attendance	103287	52800
Home games-Avg/Game	5-20657	4-13200
Neutral site-Avg/Game	-	0-0

Team Results

Date	Opponent		Score	Att.
01/06/2024	Ole Miss	W	90-64	21932
01/10/2024	at Mississippi St.	L	72-77	8160
01/13/2024	at Georgia	W	85-79	10523
01/16/2024	Florida	W	85-66	17332
01/20/2024	Alabama	W	91-71	21678
01/27/2024	at Vanderbilt	W	75-62	13852
01/30/2024	South Carolina	L	59-63	20667
02/03/2024	at Kentucky	W	103-92	20265
02/07/2024	LSU	W	88-68	21678



2023-24 Tennessee Men's Basketball
Combined Team Statistics
All games

Game Records

Record	Overall	Home	Away	Neutral
ALL GAMES	17-5	11-1	4-2	2-2
CONFERENCE	7-2	4-1	3-1	0-0
NON-CONFERENCE	10-3	7-0	1-1	2-2

Score by Periods

Team	1st	2nd	OT	TOT
Tennessee	843	917	0	1760
Opponents	692	786	0	1478

Team Box Score

No.	Player	Total			3-Point			F-Throw		Rebounds				Other				PTS	AVG			
		GP-GS	MIN	AVG	FG-FGA	FG%	3FG-3FGA	3FG%	FT-FTA	FT%	OFF	DEF	TOT	AVG	PF	DQ	A			TO	BLK	STL
3	KNECHT, Dalton	22-22	648:47	29.5	153-318	.481	45-115	.391	94-119	.790	17	86	103	4.7	37	0	43	30	16	15	445	20.2
0	AIDOO, Jonas	22-22	535:56	24.4	107-208	.514	3-15	.200	36-56	.643	57	106	163	7.4	49	3	24	19	42	16	253	11.5
5	ZEIGLER, Zakai	22-16	651:19	29.6	76-182	.418	39-113	.345	47-65	.723	7	46	53	2.4	27	0	122	50	2	41	238	10.8
30	JAMES, Josiah-Jordan	22-22	650:11	29.6	68-167	.407	28-82	.341	38-50	.760	32	110	142	6.5	43	0	45	26	9	29	202	9.2
25	VESCOVI, Santiago	22-22	584:25	26.6	53-129	.411	32-91	.352	32-41	.780	18	63	81	3.7	58	1	60	22	1	22	170	7.7
2	GAINEY, Jordan	22-0	422:27	19.2	57-162	.352	30-97	.309	25-27	.926	12	32	44	2.0	35	0	29	18	4	23	169	7.7
15	MASHACK, Jahmai	22-6	392:10	17.8	36-76	.474	10-25	.400	27-38	.711	28	35	63	2.9	41	0	29	17	7	21	109	5.0
11	AWAKA, Tobe	21-0	262:50	12.5	34-58	.586	0-0	.000	25-35	.714	50	49	99	4.7	52	2	8	15	5	93	4.4	
44	JEFFERSON, D.J.	1-0	02:55	2.9	1-1	1.000	1-1	1.000	0-0	.000	0	2	2	2.0	1	0	0	1	0	0	3	3.0
1	DILIONE V, Freddie	11-0	66:31	6.0	10-17	.588	2-5	.400	4-5	.800	0	9	9	0.8	7	0	9	10	0	4	26	2.4
13	ESTRELLA, J.P.	17-0	80:35	4.7	12-15	.800	0-0	.000	8-12	.667	7	8	15	0.9	16	0	3	6	3	0	32	1.9
12	PHILLIPS, Cade	10-0	59:30	6.0	2-3	.667	0-0	.000	6-7	.857	5	6	11	1.1	8	0	3	3	4	1	10	1.0
35	COYNE, Colin	2-0	02:17	1.1	1-2	.500	0-0	.000	0-0	.000	0	0	0	0.0	0	0	0	0	0	1	2	1.0
43	CARR, Cameron	9-0	36:11	4.0	3-16	.188	2-12	.167	0-1	.000	0	7	7	0.8	3	0	6	2	2	0	8	0.9
23	HURST, Grant	2-0	02:17	1.1	0-0	.000	0-0	.000	0-0	.000	0	0	0	0.0	0	0	0	1	0	0	0	0.0
24	MAKAN, Kaylan	1-0	01:37	1.6	0-0	.000	0-0	.000	0-0	.000	0	0	0	0.0	0	0	0	0	0	0	0	0.0
Team											26	41	67				6					
Total		22	4400		613-1354	.453	192-556	.345	342-456	.750	259	600	859	39.0	377	6	381	226	105	178	1760	80.0
Opponents		22	4400		495-1291	.383	155-507	.306	333-470	.709	243	526	769	35.0	392	7	237	289	56	141	1478	67.2

Team Statistics

	UT	OPP
Scoring	1760	1478
Points per game	80.0	67.2
Scoring margin	+12.8	-
Field goals-att	613-1354	495-1291
Field goal pct	.453	.383
3 point fg-att	192-556	155-507
3-point FG pct	.345	.306
3-pt FG made per game	8.7	7.0
Free throws-att	342-456	333-470
Free throw pct	.750	.709
F-Throws made per game	15.5	15.1
Rebounds	859	769
Rebounds per game	39.0	35.0
Rebounding margin	+4.1	-
Assists	381	237
Assists per game	17.3	10.8
Turnovers	226	289
Turnovers per game	10.3	13.1
Turnover margin	+2.9	-
Assist/turnover ratio	1.7	0.8
Steals	178	141
Steals per game	8.1	6.4
Blocks	105	56
Blocks per game	4.8	2.5
Winning streak	2	-
Home win streak	1	-
Attendance	225864	90843
Home games-Avg/Game	12-18822	6-15141
Neutral site-Avg/Game	-	4-4435

Team Results

Date	Opponent		Score	Att.
11/06/2023	Tennessee Tech	W	80-42	17047
11/10/2023	at Wisconsin	W	80-70	17287
11/14/2023	Wofford	W	82-61	16859
11/20/2023	vs Syracuse	W	73-56	4838
11/21/2023	vs Purdue	L	67-71	5257
11/22/2023	vs Kansas	L	60-69	5164
11/29/2023	at North Carolina	L	92-100	20756
12/05/2023	George Mason	W	87-66	16513
12/09/2023	Illinois	W	86-79	21678
12/12/2023	Ga. Southern	W	74-56	16013
12/16/2023	vs NC State	W	79-70	2481
12/21/2023	Tarleton St.	W	65-46	17609
01/02/2024	Norfolk St.	W	87-50	16858
01/06/2024	Ole Miss	W	90-64	21932
01/10/2024	at Mississippi St.	L	72-77	8160
01/13/2024	at Georgia	W	85-79	10523
01/16/2024	Florida	W	85-66	17332
01/20/2024	Alabama	W	91-71	21678
01/27/2024	at Vanderbilt	W	75-62	13852
01/30/2024	South Carolina	L	59-63	20667
02/03/2024	at Kentucky	W	103-92	20265
02/07/2024	LSU	W	88-68	21678

BROADCAST MEDIA CHEAT SHEET | Projected starters noted with orange numbers



0

JONAS AIDOO *AY-Doo*
 Jr. • F • 6-11 • 240 • Durham, N.C. / Liberty Heights Athletic Institute

GP-GS	PPG	RPG	APG	MPG	FG%	3P%	FT%	
23-24	22-22	11.5	7.4	1.1	24.4	51.4	20.0	64.3
Career	76-31	6.2	4.9	0.8	17.4	49.2	24.2	70.3

Car. Highs Pts: 29 Reb: 15 Ast: 4 Stl: 3 Blk: 5 Min: 35

- Five double-doubles in 12-game stretch from 12/12/23 to 2/3/24 after notching two in first 63 outings
- Scored 13-plus points in four straight games (11/29/23 to 12/12/23) after previously doing so twice, averaging 18.3 ppg in that span and ending it with a career-high 29 against Georgia Southern
- Logged a career-high 15 boards at Georgia (1/13/24), most by a Vol in over five years (since 1/8/19)
- No. 20 defender in the nation, through 2/7/24, according to EvanMiya.com's DBPR player rankings
- Lone double-double before 2023-24 came in second start, a win over top-ranked Alabama (2/15/23)



1

FREDDIE DILIONE V *Dill-Ee-ON*
 R-Fr. • G • 6-5 • 195 • Fayetteville, N.C. / Word of God Christian Academy

GP-GS	PPG	RPG	APG	MPG	FG%	3P%	FT%	
23-24	22-0	2.4	0.8	0.8	6.0	58.8	40.0	80.0
Career	11-0	2.4	0.8	0.8	6.0	58.8	40.0	80.0

Car. Highs Pts: 7 Reb: 3 Ast: 3 Stl: 1 Blk: - Min: 16

- Exited early against Wofford (11/14/23) with a left foot injury that kept him out of the next four games
- Averaged 11.0 ppg, scoring 10-plus in all three outings, during UT's 2023 summer trip to Italy
- Enrolled early at UT, joining the team in Jan. 2023 and redshirting the rest of the 2022-23 season
- Considered a top-25 recruit in the class of 2023 by 247Sports before reclassifying up
- Graduated from the alma mater of five-time NBA All-Star and 2010 No. 1 NBA Draft pick John Wall



2

LAST GAME
 18p, 3s, 3s, 6-9 FG, 3-3 3P

JORDAN GAINEY
 Jr. • G • 6-3 • 186 • Tucson, Ariz. / USC Upstate

GP-GS	PPG	RPG	APG	MPG	FG%	3P%	FT%	
23-24	22-0	7.7	2.0	1.3	19.2	35.2	30.9	92.6
Career	86-61	12.8	2.9	2.0	28.4	41.3	38.7	81.3

Car. Highs Pts: 28 Reb: 7 Ast: 6 Stl: 5 Blk: 3 Min: 44

- Eclipsed 1,000 career points, in his 71st game, with his first points at No. 17/16 North Carolina (11/29/23)
- 2022-23 First Team All-Big South honoree scored 24 points in a road game at Clemson (11/15/22)
- 2021-22 Big South Freshman of the Year, Second Team All-Big South choice, Kyle Macy Award finalist
- Posted a 49.3 3P% (74-of-150) as a freshman, which would have led the nation if he qualified
- Initially signed with Pima C.C. (Ariz.) as a 2020 recruit, but opted for a postgrad year at South Kent
- Eldest son of UT associate head coach Justin Gainey, who is in his third year working for Rick Barnes



3

LAST EIGHT GP
 23Sp, 10Gs, 5-9 FG, 4-3 3P

DALTON KNECHT *Kuh-NEKT (like connect)*
 5th • G • 6-6 • 213 • Thornton, Colo. / University of Northern Colorado

GP-GS	PPG	RPG	APG	MPG	FG%	3P%	FT%	
23-24	22-22	20.2	4.7	2.0	29.5	48.1	39.1	79.0
Career	89-65	15.8	5.2	1.5	29.5	46.9	37.8	77.4

Car. Highs Pts: 39 Reb: 14 Ast: 6 Stl: 3 Blk: 3 Min: 42

- Six-game 25-point streak (1/10-1/30/24), first by PG player in a season since Markus Howard (Jan. 2020)
- In just 20 games, became the 12th Vol with five 30-point outings (seventh with five in one season)
- Career-high 39 vs. Florida (1/16/24) made him SEC's first with 35 back-to-back since Shaq (Feb. 1991)
- Tied all-time visitor scoring record at Dean E. Smith Center (11/29/23) with 37 points on 13-of-17 FGs
- Had 36 at Georgia (1/13/24) and 32 at Vanderbilt (1/27/24), upping road average to 31.4 ppg (61.5 FG%)
- Led Big Sky in scoring (20.2 ppg) last year, placing No. 23 in DI; Had 20-plus points in 18 of 32 games



5

LAST TWO GP
 21Sp, 10Gs, 4-0s, 14-20 FG, 2-2 3P



ZAKAI ZEIGLER *Zuh-KY ZEE-GLur*
 Jr. • G • 5-9 • 171 • Long Island, N.Y. / Our Saviour Lutheran School

GP-GS	PPG	RPG	APG	MPG	FG%	3P%	FT%	
23-24	22-16	10.8	2.4	5.5	29.6	41.8	34.5	72.3
Career	87-32	10.0	2.3	4.3	26.3	38.8	33.3	80.5

Car. Highs Pts: 26 Reb: 6 Ast: 13 Stl: 5 Blk: 2 Min: 40

- Shooting 39.5% (30-of-76) on 3Ps in last 12 games after posting a 24.3% (9-of-37) clip in first 10
- Co-career-high 26 points and career-best 13 assists in win at #10/8 Kentucky (2/3/24); Fourth 25p/10a regulation game in SEC in last 20 years and most assists by anyone vs. UK since 1/13/93
- Two of UT-best seven PTS/AST double-doubles in 2023-24 (vs. #19/22 Ole Miss, at #10/8 Kentucky)
- Preseason First Team All-SEC honoree by the league's coaches, second-team pick by the media
- Tore his left ACL three minutes into 2022-23 home finale (2/28/23) and had surgery on 3/13/23



11

TOBE AWAKA *Toe-BAY Uh-WAH-Kuh*
 So. • F • 6-8 • 250 • Hyde Park, N.Y. / Cardinal Hayes

GP-GS	PPG	RPG	APG	MPG	FG%	3P%	FT%	
23-24	21-0	4.4	4.7	0.4	12.5	58.6	-	71.4
Career	55-0	3.7	4.1	0.3	11.1	59.0	-	58.1

Car. Highs Pts: 11 Reb: 12 Ast: 3 Stl: 1 Blk: 5 Min: 26

- Would be first in DI, through 2/7/24, in offensive reb. percentage (21.4) if qualified, per KenPom
- Tallied first-career double-double versus Norfolk State (1/2/24), posting 10 points and 11 rebounds
- Scored a career-high 11 points on 4-of-6 FGs, adding seven boards, versus George Mason (12/5/23)
- Finished 2022-23 seventh nationally (min. 150 minutes) in offensive rebounding percentage (19.1)
- Starter for Team USA at the 2023 FIBA U19 World Cup this summer (11.6 ppg, 10.6 rpg, 60.0 FG%)
- AAU teammate of Zakai Zeigler with NY Lightning; 2022 New York Gatorade Player of the Year




12

CADE PHILLIPS
 Fr. • F • 6-9 • 212 • Jacksonville, Ala. / Link Academy (Mo.)

GP-GS	PPG	RPG	APG	MPG	FG%	3P%	FT%	
23-24	10-0	1.0	1.1	0.3	6.0	66.7	-	85.7
Career	10-0	1.0	1.1	0.3	6.0	66.7	-	85.7

Car. Highs Pts: 4 Reb: 3 Ast: 1 Stl: 1 Blk: 1 Min: 12

- Tabbed a top-150 recruit by both 247Sports and Rivals, as well as a four-star prospect by ESPN
- Prep teammate of fellow UT freshman Cameron Carr; Same HS as Julian Phillips (at UT in 2022-23)
- Helped lead Link Academy to a 27-1 record, GEICO Nationals title and ESPN final No. 1 ranking
- His dad (John David Phillips), uncle (Brodie Croyle) and grandfather (John Croyle) played football at Alabama, while mom (Reagan Phillips) played basketball there; Same number as dad and uncle



13

J.P. ESTRELLA *Uh-STRELL-Uh*
 Fr. • F • 6-11 • 241 • Scarborough, Maine / Brewster Academy (N.H.)

GP-GS	PPG	RPG	APG	MPG	FG%	3P%	FT%	
23-24	17-0	1.9	0.9	0.2	4.7	80.0	-	66.7
Career	17-0	1.9	0.9	0.2	4.7	80.0	-	66.7

Car. Highs Pts: 7 Reb: 3 Ast: 1 Stl: - Blk: 1 Min: 12

- Averaged 5.3 ppg and 6.3 rpg on a 63.6 FG% during UT's summer trip to Italy with one double-double
- Unanimous four-star, top-80 recruit ranked as high as No. 57 by Rivals; UT's first player from Maine
- Attended local South Portland HS for two years and led the team to a state title as a junior in 2021-22, averaging 20.2 ppg, 11.8 and 4.1 bpg; Transferred to Brewster Academy his senior year
- Mother, Allie, played at Boston College from 1995-99; Career ended at UT in NCAA Round of 32



15

JAHMAI MASHACK *Juh-MY MAY-Shack*
 Jr. • G • 6-4 • 201 • Fontana, Calif. / Eriwanda

GP-GS	PPG	RPG	APG	MPG	FG%	3P%	FT%	
23-24	22-6	5.0	2.9	1.3	17.8	47.4	40.0	71.1
Career	85-19	3.5	2.0	1.1	13.7	43.6	34.9	61.5

Car. Highs Pts: 16 Reb: 8 Ast: 5 Stl: 4 Blk: 2 Min: 34

- Among SEC players since 2010-11, owns the second-best career defensive box plus/minus (+5.88), trailing only Willie Cauley-Stein (2012-15), and fifth-best career steal percentage (4.22), per CBB Ref.
- Then-season highs in points (11), rebs. (five), assists (four) and field goals (four) vs. NC State (12/16/23)
- In his first SEC start (2/15/23), held Brandon Miller to 0-of-6 FGs while on floor in win over No. 1 Alabama
- Father (LMU basketball), mother, older brother and younger sister all play(ed) DI sports
- Vice Chair of SEC Men's Basketball Leadership Council; One of just six Vols ever from California



25

2x
1ST TEAM ALL-SEC

SANTIAGO VESCOVI *Sahn-TEE-AH-Go VESS-Co-Vee*
 5th • G • 6-3 • 196 • Montevideo, Uruguay / NBA Global Acad. (Australia)

GP-GS	PPG	RPG	APG	MPG	FG%	3P%	FT%	
23-24	22-22	7.7	3.7	2.7	26.6	41.1	35.2	78.0
Career	136-132	10.9	4.1	3.1	30.4	39.8	37.7	79.6

Car. Highs Pts: 23 Reb: 11 Ast: 8 Stl: 5 Blk: 2 Min: 42

- Eighth in SEC history in made 3-pointers (314); Places No. 19 on UT's career scoring list (1,488)
- Blue Ribbon Preseason Fourth Team AA; Fifth multi-time Preseason First Team All-SEC honoree at UT
- Named First Team All-SEC for the second straight season in 2022-23 after leading the SEC in 3-point percentage (38.7), as well as placing second in 3-point makes per game (2.7) during SEC play
- Led UT in points (12.5) and minutes (33.0) last year, as well as in total steals (60) and 3-pointers (91)
- Competed with the Uruguayan National Team in FIBA World Cup qualifying this past summer



30

LAST TWO GP
 17Op, 12-21 FG, 6-11 3P

JOSIAH-JORDAN JAMES
 5th • G • 6-7 • 220 • Charleston, S.C. / Porter-Gaud School

GP-GS	PPG	RPG	APG	MPG	FG%	3P%	FT%	
23-24	22-22	9.2	6.5	2.0	29.6	40.7	34.1	76.0
Career	130-109	9.0	5.8	2.1	28.2	38.4	32.7	79.2

Car. Highs Pts: 26 Reb: 14 Ast: 7 Stl: 5 Blk: 4 Min: 40

- Career-high 26 points in win at #10/8 Kentucky (2/3/24); Preseason Coaches' Second Team All-SEC pick
- Tied then-career-best with 23 points against NC State (12/16/23) and set a new high in 3PM (5-of-7)
- Nation's No. 12 defender (second in SEC), per EvanMiya.com DBPR player rankings, through 2/7/24
- Missed 12 games in 2022-23, a full third of the season, due to knee and ankle injuries
- Led UT in rebounding in 2020-21 (6.5 rpg) and 2021-22 (6.0 rpg), starting 30 games the latter season
- McDonald's All-American and five-star, top-20 recruit in the class of 2019; Has a wingspan of 7'0.5"



43

CAMERON CARR
 Fr. • G • 6-5 • 175 • Eden Prairie, Minn. / Link Academy (Mo.)

GP-GS	PPG	RPG	APG	MPG	FG%	3P%	FT%	
23-24	9-0	0.9	0.8	0.7	4.0	18.8	16.7	0.0
Career	9-0	0.9	0.8	0.7	4.0	18.8	16.7	0.0

Car. Highs Pts: 3 Reb: 3 Ast: 3 Stl: - Blk: 2 Min: 10

- Consensus top-65 recruit ranked as high as No. 46 by Rivals and No. 54 by 247Sports
- Prep teammate of fellow UT freshman Cade Phillips; Same HS as Julian Phillips (at UT in 2022-23)
- Helped lead Link Academy to a 27-1 record, GEICO Nationals title and ESPN final No. 1 ranking
- Dad, Chris, played six years in the NBA as was runner-up to Kobe Bryant in the 1997 NBA Slam Dunk Contest and is now a DI coach; Sister, Christianna played at Kansas State, Syracuse and Arkansas



44

D.J. JEFFERSON
 R-Fr. • G • 6-5 • 209 • Richardson, Texas / Minnesota Prep Acad. (Minn.)

GP-GS	PPG	RPG	APG	MPG	FG%	3P%	FT%	
23-24	1-0	3.0	2.0	0.0	2.9	100	100	-
Career	1-0	3.0	2.0	0.0	2.9	100	100	-

Car. Highs Pts: 3 Reb: 2 Ast: - Stl: - Blk: - Min: 3

- Redshirted during his first year at UT; Scored 13 points in last game of UT's 2023 summer trip to Italy
- Eighth Vol from Texas, first from Dallas-Fort Worth metroplex; Grew up under 30 minutes from Frisco
- Unanimous four-star prospect was No. 51 in On3 rankings; Top recruit in Minnesota by On3, 247Sports
- Averaged 16.1 ppg, 5.8 rpg, 4.1 apg and 3.0 spg as a high school senior
- Initially signed with Tulsa in Nov. 2021, but reopened his recruitment following a coaching change