## #1/1 TENNESSEE VOLUNTEERS

12-0 (0-0 SEC)

**Head Coach:** Rick Barnes (Lenoir-Rhyne, 1977)
**Record at Tennessee:** 214-101 (.679) / 10th season
**Career Record:** 818-415 (.663) / 38th season
**vs. Norfolk State:** 1-0 / same with Tennessee

VS

## NORFOLK STATE SPARTANS

9-6 (0-0 MEAC)

**Head Coach:** Robert Jones (SUNY New Paltz, 2002)
**Record at Norfolk State:** 221-154 (.589) / 12th season
**Career Record:** same
**vs. Tennessee:** 0-1 / same with Norfolk State

**GAME 13 | TENNESSEE vs. NORFOLK STATE** - Tuesday, Dec. 31, 2024 | 3 p.m. ET | Knoxville, Tenn. | Food City Center (21,678)

UTSPORTS.COM

### BROADCAST INFORMATION

**TV** | SECN+
Will Boling, PxP
Steve Hamer, analyst

**RADIO** | Vol Network
Bob Kesling, PxP
Bert Bertelkamp, analyst
Tim Berry, engineer

**VIDEO STREAM**
WatchESPN.com, ESPN App

**RADIO STREAM**
SiriusXM 192 & 211, SXM App

NSUSPARTANS.COM

### SERIES HISTORY

**ALL-TIME:** 1-0 **HOME:** 1-0 **AWAY:** 0-0 **NEUTRAL:** 0-0 **BARNES ERA:** 1-0
**STREAK:** Won 1 **FIRST MEETING:** 87-50 home win (1/2/24) **LAST MEETING:** same

### PROJECTED STARTERS (AVERAGES ARE FROM 2024-25)

| # | Name | Yr. | Pos. | Ht. | Wt. | Hometown | PPG | RPG | APG | Other | Career Highs |
|---|---|---|---|---|---|---|---|---|---|---|---|
| 2 | **Chaz Lanier** | 5th | G | 6-5 | 207 | Nashville, Tenn. | 19.3 | 3.1 | 1.5 | 47.4 3P% | 35p, 10r, 5a, 5s, 2b, 48m |
| | *Co-seventh in DI in 3PM/gm (3.75), 3+ 3PM in 10 of 12 GP at UT; SEC & National POTW on 11/25/24; 2023-24 First Team All-ASUN* | | | | | | | | | | |
| 5 | **Zakai Zeigler** | Sr. | G | 5-9 | 172 | Long Island, N.Y. | 11.8 | 3.8 | 8.3 | 1.8 spg | 26p, 9r, 14a, 5s, 2b, 40m |
| | *Fifth in DI in APG this year; 2x SEC APG leader; '24 SEC DPOY; 2x All-SEC (first-team '24); 2x Naismith DPOY semifinalist* | | | | | | | | | | |
| 7 | **Igor Miličić Jr.** | Sr. | F | 6-10 | 225 | Rovinj, Croatia | 11.2 | 8.1 | 2.1 | 78.1 FT% | 26p, 16r, 5a, 3s, 5b, 44m |
| | *2023-24 Third Team All-AAC; 10+ rebounds 19x (five at UT); One of three in DI with 12.5p & 8.0a on 48/37/81 shooting last year* | | | | | | | | | | |
| 15 | **Jahmai Mashack** | Sr. | G | 6-4 | 202 | Fontana, Calif. | 6.3 | 4.1 | 1.3 | 2.5 spg | 16p, 8r, 5a, 4s, 2b, 34m |
| | *6.32 DBPM (No. 6 in D1 since 2010-11, No. 1 active); Baha Mar Champ. All-Tourn. Team; Chair of SEC MBB Leadership Council* | | | | | | | | | | |
| 34 | **Felix Okpara** | Jr. | F | 6-10 | 245 | Lagos, Nigeria | 6.9 | 6.1 | 0.1 | 1.4 bpg | 16p, 15r, 2a, 4s, 5b, 35m |
| | *Shooting 61.4% from field (23 dunks); Ninth in DI in blocks (83) in 2023-24; One of four in DI with 2+ blocks 25x last year* | | | | | | | | | | |

### THE MATCHUP

- After never playing previously, this is the second matchup between Tennessee and Norfolk State in 2024. The Volunteers won, 87-50, on 1/2/24 behind a game-best 17 points from **Zakai Zeigler**.
- This is the second season in a row Norfolk State is UT's 13th and final non-conference opponent.
- After going 24-11 (11-3) and winning the CIT in 2023-24, the Spartans placed second in the MEAC preseason poll.
- Graduate student guard **Brian Moore Jr.** leads Norfolk State with 19.4 ppg and 1.6 spg.
- Tennessee is just 2-0 all-time versus current MEAC schools. In addition to its win over Norfolk State, UT beat Coppin State, 99-65, on 11/19/06 in Knoxville.
- The Vols are 4-0 in prior games, all at home, against then-MEAC members: 1-0 vs. Florida A&M (under **Rick Barnes**), 2-0 vs. North Carolina A&T and 1-0 vs. Savannah State (in the NIT).
- **Rick Barnes** is 8-0 against the current MEAC membership. Norfolk State is the lone such school he has faced at Tennessee.

### NEWS & NOTES

- Tennessee is among just four undefeated Division I schools—three are in the SEC—alongside Drake, Florida and Oklahoma. Only UT is also unbeaten in women's basketball.
- The Volunteers are 4-3 all-time on New Year's Eve, including 3-1 at home. It previously played on Dec. 31 in 1932 (lost at Tulane), 1936 (lost to Arkansas at a neutral site), 1947 (beat Wake Forest at home), 1996 (beat ETSU at home), 2009 (won at Memphis), 2010 (lost to Charleston at home) and 2014 (beat ETSU at home).
- UT is 12-2 all-time as the No. 1 team in the AP Poll. It is 11-1 under **Rick Barnes** (4-0 in 2023-24, 7-1 in 2018-19) and was 1-1 under **Bruce Pearl** (1-1 in 2007-08). This is the first time UT is ranked first nationally during pre-SEC action.
- The Volunteers are 26-4 all-time as an AP top-three team, including 22-2 under Barnes.
- Tennessee is looking for its fifth straight undefeated regular season non-conference slate. It has won 35 such games in a row over the last five years (2020-25).

### NEWS & NOTES

- Tennessee is seeking to be the 12th SEC team ever to go undefeated in non-conference regular season competition while playing 13-plus games, including the third in 2024-25.
- A win over Norfolk State would give Tennessee its fifth undefeated regular season non-conference slate since joining the SEC in 1932-33. It went 6-0 in 2020-21, 11-0 in 1997-98, 8-0 in 1980-81 and 8-0 in 1956-57.
- The Volunteers are 12-0 for the third time ever. They started 14-0 in 1922-23 and finished with a perfect 12-0 mark in 1915-16.
- UT is on a 12-game winning streak for the seventh time (fifth in a single season). It is seeking its fifth 13-game ledger (third in a single campaign, alongside 1922-23 [14] and 2018-19 [19]).
- Tennessee's 183 wins over the last eight years (2017-25) rank co-seventh nationally, alongside Liberty and Virginia. Only Gonzaga (222), Houston (216), Kansas (200), Duke (195), Purdue (190) and San Diego State (185) possess more.

## 2024-25 SCHEDULE

| RECORD | 12-0 |
|---|---|
| SEC | 0-0 |
| NON-CONFERENCE | 12-0 |
| HOME | 7-0 |
| AWAY | 2-0 |
| NEUTRAL | 3-0 |

| DATE | OPPONENT (TV) | TIME/SCORE (TV) |
|---|---|---|
| *O27* | *[12/12] #17/18 Indiana (EXH.)* | *L, 66-62 (SECN+)* |
| **N4** | **[12/12] Gardner-Webb** | **W, 80-64 (SECN+)** |
| N9 | [12/12] at RV/-- Louisville | W, 77-55 (ACCN) |
| **N13** | **[11/9] Montana** | **W, 92-57 (SECN+)** |
| **N17** | **[11/9] RV/-- Austin Peay** | **W, 103-68 (SECN+)** |
| N21 | [11/9] vs. Virginia^ | W, 64-42 (CBSSN) |
| N22 | [11/9] vs. #13/14 Baylor^ | W, 77-62 (CBSSN) |
| **N27** | **[7/6] UT Martin** | **W, 78-35 (SECN+)** |
| **D3** | **[3/3] Syracuse+** | **W, 96-70 (ESPN)** |
| D10 | [1/1] vs. Miami% | W, 75-62 (ESPN) |
| D14 | [1/1] at RV/RV Illinois | W, 66-64 (FOX) |
| **D17** | **[1/1] Western Carolina** | **W, 84-36 (SECN+)** |
| **D23** | **[1/1] Middle Tennessee State** | **W, 82-64 (SECN)** |
| **D31** | **[1/1] Norfolk State** | **3 p.m. (SECN+)** |
| **J4** | **[1/1] #23/RV Arkansas*** | **1 p.m. (ESPN)** |
| J7 | at Florida* | 7 p.m. (ESPN2) |
| J11 | at Texas* | 6 p.m. (ESPN/2) |
| **J15** | **Georgia*** | **8 p.m. (SECN)** |
| J18 | at Vanderbilt* | 3:30 p.m. (SECN) |
| **J21** | **Mississippi State*** | **7 p.m. (ESPN2/U)** |
| J25 | at Auburn* | 8:30 p.m. (ESPN/2) |
| **J28** | **Kentucky*** | **7 p.m. (ESPN)** |
| **F1** | **Florida*** | **12 or 2 p.m. (ESPN/2)** |
| **F5** | **Missouri*** | **7 p.m. (SECN)** |
| F8 | at Oklahoma* | 12 p.m. (ESPN/2) |
| F11 | at Kentucky* | 7 p.m. (ESPN) |
| **F15** | **Vanderbilt*** | **1 p.m. (SECN)** |
| F22 | at Texas A&M* | 12 p.m. (ESPN/2) |
| F25 | at LSU* | 9 p.m. (SECN) |
| **M1** | **Alabama*** | **1 or 4 p.m. (ABC/ESPN)** |
| M5 | at Ole Miss* | 9 p.m. (ESPN2/U) |
| **M8** | **South Carolina*** | **2 p.m. (SECN)** |

**Bold** - home game (Food City Center; Knoxville, Tenn.)
* - SEC game
^ - Baha Mar Championship (Nassau, Bahamas)
+ - SEC/ACC Challenge (Knoxville, Tenn.)
% - Jimmy V Classic (New York, N.Y.)
[XX/XX] - Tennessee ranking
*All times Eastern and subject to change*

***If you are viewing these game notes on a wifi-enabled device, click on any final score above to view the recap, highlights, pressers and more from that contest.***

## WINNING WAYS

Over the last eight seasons (2017-25), Tennessee paces all SEC teams in total wins (183) and overall winning percentage (.735), plus is co-first in postseason victories (18). It also places a narrow second in league victories (86) and league winning percentage (.688). In that span, UT has three SEC titles, claiming the regular season crown in both 2018 and 2024, plus the tournament title in 2022.

In just the last four years (2021-25), the Volunteers top the SEC in both total victories (91) and overall winning percentage (.765), plus co-lead the SEC in league victories (39) and league winning percentage (.722). *More information can be found on Page 3.*

# QUICK FACTS

## THE BASICS

**Location:** Knoxville, Tenn.
**Founded:** 1794
**Conference:** Southeastern
**Enrollment:** 38,728
**Colors:** Orange (PMS 151) & White
**Nickname:** Volunteers
**Mascot:** Smokey
**Band:** Pride of the Southland
**University President:** Randy Boyd
**Knoxville Chancellor:** Dr. Donde Plowman
**Faculty Athletics Rep:** Dr. Matt Harris
**Director of Athletics:** Dr. Daniel J. White
**Athletic Department Phone:** 865-974-1220
**Ticket Office Phone:** 1-800-332-VOLS (8657)

## COURT FACTS

**FOOD CITY CENTER**
**Normal Capacity:** 21,678
**Record in Arena:** 460-142 (.764), 38th season
**Record on Current Floor:** 21-2 (.913), second season
**Largest Crowd:** 25,610 vs. Kentucky (1/21/89)
**Largest Crowd at Current Capacity:** 22,547 vs. Auburn (2/28/24)

# MEDIA INFORMATION

## CREDENTIALS

Outlets interested in obtaining credentials to cover Tennessee basketball home games must apply for credentials via Sports Systems:

www.sportssystems.com/clients/seccredentials/

Applications for single-game credentials should be submitted at least five days in advance of the game(s) one plans to cover.

## COVERING PRACTICE

Only select Tennessee basketball practices are open to the media. Contact Associate AD Alex Schwartz (alexschwartz@tennessee.edu) for dates and times. See Pages 348-349 of the UT Record Book for specific coverage guidelines.

## WEEKLY PRESS CONFERENCES

Rick Barnes and select Tennessee players are typically available for interviews twice weekly during the season (in addition to postgame availabilities). For a particular week's schedule, please email Alex Schwartz (alexschwartz@tennessee.edu).

# STRATEGIC COMMS. STAFF

**ALEX SCHWARTZ**
Associate AD of Strategic Comms.
C: 609-802-3674
O: 865-974-7501
E: alexschwartz@tennessee.edu
X/Twitter: @AlexJSchwartz



**PRESTON JONES**
Strategic Comms. Graduate Assistant
C: 865-919-3300
O: 865-919-3300
E: pjones54@vols.utk.edu
X/Twitter: @Preston_Jones13

# TENNESSEE ROSTER (NUMERICAL/ALPHABETICAL)

| No. | Name | Pos. | Ht. | Wt. | Cl. | Hometown / Previous School |
|---|---|---|---|---|---|---|
| 2 | Chaz Lanier | G | 6-5 | 207 | 5th | Nashville, Tenn. / North Florida / The Ensworth School |
| 3 | Bishop Boswell | G | 6-4 | 203 | Fr. | Charlotte, N.C. / Myers Park |
| 5 | Zakai Zeigler | G | 5-9 | 172 | Sr. | Long Island, N.Y. / Our Saviour Lutheran School |
| 7 | Igor Miličić Jr. | F | 6-10 | 225 | Sr. | Rovinj, Croatia / Charlotte / Virginia / ProGenius Ulm (Germany) |
| 8 | Darlinstone Dubar | G | 6-6 | 220 | 5th | Charlotte, N.C. / Hofstra / Iowa State / Scotland Campus (Pa.) |
| 11 | Jordan Gainey | G | 6-4 | 190 | Sr. | Tucson, Ariz. / USC Upstate / South Kent School (Conn.) |
| 12 | Cade Phillips | F | 6-9 | 216 | So. | Jacksonville, Ala. / Link Academy (Mo.) |
| 13 | J.P. Estrella | F | 6-11 | 250 | So. | Scarborough, Maine / Brewster Academy (N.H.) |
| 15 | Jahmai Mashack | G | 6-4 | 202 | Sr. | Fontana, Calif. / Etiwanda |
| 21 | Campbell Duncan | G | 6-6 | 200 | Fr. | Austin, Texas / Anderson |
| 23 | Grant Hurst | G | 6-2 | 208 | RJr. | Cleveland, Tenn. / UT Martin / Cleveland |
| 24 | Gavin Paull | G | 5-11 | 158 | Fr. | Austin, Texas / Westlake |
| 34 | Felix Okpara | F | 6-11 | 235 | Jr. | Lagos, Nigeria / Ohio State / Link Academy (Mo.) |
| 35 | Ben Linnemyer | G | 6-6 | 205 | Fr. | Columbia, Mo. / Link Academy |

| No. | Name | Pos. | Ht. | Wt. | Cl. | Hometown / Previous School |
|---|---|---|---|---|---|---|
| 3 | Bishop Boswell | G | 6-4 | 203 | Fr. | Charlotte, N.C. / Myers Park |
| 8 | Darlinstone Dubar | G | 6-6 | 220 | 5th | Charlotte, N.C. / Hofstra / Iowa State / Scotland Campus (Pa.) |
| 21 | Campbell Duncan | G | 6-6 | 200 | Fr. | Austin, Texas / Anderson |
| 13 | J.P. Estrella | F | 6-11 | 250 | So. | Scarborough, Maine / Brewster Academy (N.H.) |
| 11 | Jordan Gainey | G | 6-4 | 190 | Sr. | Tucson, Ariz. / USC Upstate / South Kent School (Conn.) |
| 23 | Grant Hurst | G | 6-2 | 208 | RJr. | Cleveland, Tenn. / UT Martin / Cleveland |
| 2 | Chaz Lanier | G | 6-5 | 207 | 5th | Nashville, Tenn. / North Florida / The Ensworth School |
| 35 | Ben Linnemyer | G | 6-6 | 205 | Fr. | Columbia, Mo. / Link Academy |
| 15 | Jahmai Mashack | G | 6-4 | 202 | Sr. | Fontana, Calif. / Etiwanda |
| 7 | Igor Miličić Jr. | F | 6-10 | 225 | Sr. | Rovinj, Croatia / Charlotte / Virginia / ProGenius Ulm (Germany) |
| 34 | Felix Okpara | F | 6-11 | 235 | Jr. | Lagos, Nigeria / Ohio State / Link Academy (Mo.) |
| 24 | Gavin Paull | G | 5-11 | 158 | Fr. | Austin, Texas / Westlake |
| 12 | Cade Phillips | F | 6-9 | 216 | So. | Jacksonville, Ala. / Link Academy (Mo.) |
| 5 | Zakai Zeigler | G | 5-9 | 172 | Sr. | Long Island, N.Y. / Our Saviour Lutheran School |

**Head Coach:** Rick Barnes
*Overall Record:* 818-415 (38th season)
*Record at Tennessee:* 214-101 (100-61 SEC) (10th season)
**Associate Head Coach:** Justin Gainey (fourth season, third as AHC)
**Assistant Coach:** Rod Clark (fourth season)
**Assistant Coach:** Gregg Polinsky (fourth season, third as AC)
**Assistant Coach:** Bryan Lentz (seventh season, first as AC)
**Assistant Coach:** Lucas Campbell (fifth season, first as AC)
**Director of Basketball Ops.:** Mary-Carter Eggert (10th season)
**Director of Sports Performance:** Garrett Medenwald (10th season)
**Athletic Trainer:** Chad Newman (29th season)
**Director of Video and Analytics:** Luke Schapker (seventh season)
**Assistant Director of Player Development:** Riley Collins (first season)
**Player Development Coordinator:** Justin Caldwell (first season)
**Administrative Specialist:** Janet Reynolds (22nd season)
**Graduate Assistant:** Scott Daughtry (second second)
**Graduate Assistant:** Isaiah Sulack (first season)
**Student Assistant Coach:** Colin Coyne (first season)

## PRONUNCIATION GUIDE

**Darlinstone Dubar**: DAR-lin-stone doo-BAR
J.P. **Estrella**: uh-STRELL-uh
Chaz **Lanier**: luh-NEER
Ben **Linnemeyer**: lin-UH-my-urr
**Jahmai Mashack**: juh-MY MAY-shack
**Igor Miličić** Jr.: EE-gore MILL-ih-chich
Felix **Okpara**: ock-PAR-uh
**Zakai Zeigler**: zuh-KY ZEE-glur
Garrett **Medenwald**: MAY-dihn-wald

## BREAKDOWN BY LOCATION

**Country:** United States (13), Croatia, Nigeria
**State:** North Carolina (2), Tennessee (2), Texas (2), Alabama, Arizona, California, Maine, Missouri, New York

## BREAKDOWN BY CLASS

**Fifth-Years:** Two
**Seniors:** Four
**Juniors:** Two (one RS)
**Sophomores:** Three
**Freshmen:** Four

@VOL_HOOPS TENNESSEE BASKETBALL

## BY THE NUMBERS

**800** **Rick Barnes** (818) is one of 16 DI head coaches to earn **800** wins, with **John Calipari** and **Bill Self** the only others who are active.

**68** UT has appeared in 82 of the last 85 AP Top 25 Polls, including the past **68**, the third-longest active streak in the nation.

**16** Since 12/22/21, Tennessee is **16**-5 versus AP top-15 foes, including 8-4 against AP top-10 teams and 5-3 versus the AP top five.

**4** **Zakai Zeigler**, the reigning SEC DPOY, is one of four (**4**) three-time All-SEC Defensive Team honorees in league history.

## TENNESSEE TABBED THIRD

- Tennessee placed third in the SEC preseason poll, as voted on by a select panel of league and national media members.
- Only the two Yellowhammer State schools, Alabama and Auburn, finished above Tennessee in the voting.
- This is the third straight year the Volunteers took a top-three position in the preseason media poll, the only school that can make such a claim. Tennessee held the top spot in 2023-24 and indeed went on to win the league title. In 2022-23, UT took third-place in the voting.
- Tennessee has claimed a top-five spot in the preseason media poll seven consecutive years, dating back to the 2018-19 edition.
- The full SEC preseason poll is below:

| | | | |
|---|---|---|---|
| 1. | Alabama | 9. | Ole Miss |
| 2. | Auburn | 10. | Mississippi State |
| **3.** | **Tennessee** | 11. | South Carolina |
| 4. | Arkansas | 12. | Georgia |
| 5. | Texas A&M | 13. | Missouri |
| 6. | Florida | 14. | LSU |
| 7. | Texas | 15. | Oklahoma |
| 8. | Kentucky | 16. | Vanderbilt |

## TIPPING OFF AS A TOP-15 TEAM

- Tennessee entered 2024-25 as a consensus preseason top-15 team. A list of the Volunteers' preseason top-15 positions is below (a "C" indicates computer poll and an "H" indicates human poll):

| | | | | | |
|---|---|---|---|---|---|
| **6.** | BartTorvik.com | C | **12.** | Coaches Poll | H |
| **8.** | CBSSports.com | H | **12.** | EvanMiya.com | C |
| **10.** | The Athletic | H | **12.** | Haslametrics.com | C |
| **11.** | Blue Ribbon Yearbook | H | **12.** | SI.com | H |
| **11.** | FOXSports.com | H | **13.** | KenPom.com | C |
| **12.** | AP Poll | H | **13.** | ESPN.com | H |

- Since the Coaches Poll started in 1991-92, this is the 10th time UT has opened a season top-15 in both that and the AP Poll, including the fifth time under **Rick Barnes** and third in a row. The other years were 2023-24 (No. 9/10), 2022-23 (No. 11/11), 2020-21 (No. 12/14), 2018-19 (No. 6/6), 2009-10 (No. 10/11), 2008-09 (No. 14/13), 2007-08 (No. 7/7), 2000-01 (No. 9/8) and 1998-99 (No. 9/9).
- UT's No. 12 spot in the preseason AP Poll tied 2020-21 for the ninth-highest such mark in program history. This is also the fifth consecutive year Tennessee is featured in the preseason AP Poll, tying its longest mark ever, set 2006-07 to 2010-11. All five seasons have featured a top-20 placement— four in the top 12—good for UT's first such streak ever.
- The Vols are featured in the preseason Coaches Poll for the seventh consecutive year, dating back to 2018-19. That extends a program record, as the prior mark was five from 2006-07 to 2010-11. UT has claimed a top-20 spot in six of the seven years, placing top-12 four times.

## PRESEASON PLAUDITS

- **Zakai Zeigler** was a Preseason First Team All-SEC pick from the media, alongside Auburn's **Johni Broome**, Florida's **Walter Clayton Jr.**, Alabama's **Mark Sears** and Texas A&M's **Wade Taylor IV**.
- In addition, Zeigler was one of five individuals to earn votes for SEC Preseason Player of the Year, joining Sears (the designee), Broome, Taylor and Georgia's **Asa Newell**.
- This is the third year in a row Zeigler, a second-team choice in advance of both the 2023-24 and 2022-23 campaigns, garnered Preseason All-SEC honors from the media. He is the fourth such three-time selection in UT history, joining **Allan Houston** (first team in each of 1990-91, 1991-92 and 1992-93), **Tony Harris** (first team in each 1998-99, 1999-2000 and 2000-01) and **Tyler Smith** (second team in 2007-08, first team in both 2008-09 and 2009-10).
- The league's coaches also labeled Zeigler a Preseason First Team All-SEC choice, placing him alongside the same four players. It marked his third consecutive year receiving that distinction, the only such player in the league.
- Zeigler earned Preseason Second Team All-America plaudits from the Blue Ribbon Yearbook, with the other second-team choices Broome, Taylor, Duke's **Cooper Flagg** and Purdue's **Braden Smith**. Jay Bilas named him a Preseason Third Team All-American.
- After finishing as a Midseason Top 10 List selection last year, **Zakai Zeigler** was named to the Bob Cousy Award Top 20 Preseason Watch List this season. In addition, **Chaz Lanier** earned a spot on the Jerry West Award Top 20 Preseason Watch List.
- Zeigler was one of nine SEC players to earn a spot on the Naismith Trophy Preseason Watch List. He also made the Lute Olson POY Award Early Season Watch List, as did **Darlinstone Dubar**.

## SIX IN A ROW

- Tennessee has reached every NCAA Tournament since 2018. The six straight bids tie 2006-11 for the longest streak in program history. The Volunteers made five trips in a row from 1979-83.
- UT is tied with Houston and Kansas (due to a vacated appearance) for the fourth-longest active NCAA Tournament streak in the nation, trailing only Michigan State (26), Gonzaga (25) and Purdue (nine). Baylor and Colgate are next with five.
- The Vols' current streak includes three—2018, 2023 and 2024—of their 10 all-time Sweet 16 appearances and their second Elite Eight trip ever (2024).
- UT has earned a top-five seed in each of its six NCAA Tournament trips under **Rick Barnes**: No. 3 in 2018, No. 2 in 2019, No. 5 in 2021, No. 3 in 2022, No. 4 in 2023 and No. 2 in 2024.
- The Vols' No. 2 seed in 2024 matched 2019, 2008 and 2006 for their best position ever.

## WINNING WAYS

- Over the last eight seasons (2017-25), Tennessee paces all SEC programs in total wins (183) and overall winning percentage (.735), plus is tied for first in postseason victories (18). In that span, UT has three SEC titles (2018 and 2024 regular seasons, 2022 tournament).
- In that same eight-year stretch, the Vols are one of only three SEC teams with an overall winning percentage above even .660, alongside Auburn (.733) and Kentucky (.704).
- In SEC play over the same eight-year period, Tennessee (86-39; .688) is second in the league, behind Kentucky (87-38; .696), in both victories and winning percentage. Only Auburn (81-45; .643) and Alabama (78-48; .619) have even 70-plus wins.
- Over just the last four seasons (2021-25), the Volunteers own an 91-28 (.765) overall record, that is good for the most victories and best winning percentage in the SEC over that span.
- In that same four-year span, Tennessee (39-15; .722) is tied with Kentucky for the best record in conference play among SEC teams.

## RACKING UP RANKED VICTORIES...

- **TOP 25:** In the past four years (2021-25), Tennessee has an SEC-best 21 AP top-25 wins, good for co-fourth nationally, alongside Purdue. It is behind just Kansas (24), Connecticut (23) and Iowa State (22). Only Marquette (19) is even within two of the Volunteers, while the closest SEC school is three behind (Alabama with 18).
- **TOP 20:** Tennessee possesses an SEC-high 19 AP top-20 wins over that span, the third-most of any DI school, trailing only Connecticut (22) and Kansas (21). The only other schools with even 17-plus are Purdue (18) and Iowa State (17). The closest SEC program is four shy (Alabama with 14).
- **TOP 15:** The Volunteers own an SEC-best 16 AP top-15 decisions over those four seasons, good for second-most in the country, trailing just Kansas (19). Only Iowa State (14), Connecticut (13) and Purdue (13) are even within three of UT, while the closest SEC team is four behind (Alabama with 12).
- **TOP 10:** Since 2021-22, Tennessee owns eight AP top-10 triumphs, co-first in the SEC and co-fifth nationally, alongside Kentucky and North Carolina. Only Connecticut (11), Iowa State (11), Kansas (11) and Purdue (10) have more. The eight such wins in that time are against #1 Alabama (2/15/23), #3 Kansas (11/25/22), #3 Auburn (2/26/22), #4 Kentucky (2/15/22), #5 Kentucky (3/12/22), #6 Arizona (12/22/21), #10 Texas (1/28/23) and at #10 Kentucky (2/3/24).
- **TOP FIVE:** In that same four-year span, UT has five AP top-five wins, tied with Alabama, Arizona and Iowa State for the most in the nation. Only two other schools, Gonzaga and Purdue, have even four.

## ...AND DOING SO EFFICIENTLY

- Tennessee, at 21-14 (.600), has the best record versus AP top-25 opponents over the last four seasons (2021-25). Auburn (13-10 .565) ranks second, while no one else has a mark above .500.
- The Volunteers are 10 games over .500 (19-9; .679) against AP top-20 teams in that span, while just one other SEC team, Auburn (11-8; .579), is even at a .500 clip.
- UT is also 10 games over .500 (16-6; .727) versus AP top-15 foes in that time, while the next closest SEC team in winning percentage, Auburn (8-6; .571), has half as many wins with the same amount of losses.
- At 8-5 (.615), the Volunteers are the only team in the SEC with a winning record against AP top-10 foes over those four seasons. Kentucky (8-8; .500) places a distant second.
- Tennessee (5-4; .556) and Arkansas (3-2; .600) are the only SEC programs at .500 or better versus AP top-five teams in that four-year stretch.
- The Volunteers, despite their excellent winning percentage, have played the fourth-most games (35) against AP top-25 foes of any SEC team in the last four years (2021-25). They trail just Texas (42), Oklahoma (39) and Alabama (36) in such outings, while no other SEC school is above 30.

## VETERAN VIBES

- Tennessee has 10 scholarship players on its roster, with two fifth-years, four seniors, one junior, two sophomores and one freshman.
- Seven of the 10 Vols are in at least their third year of college, with six in at least their fourth campaign. Just one does not have prior collegiate experience.

## POLL PRESENCE

- Tennessee has played 215 games as a ranked team in the AP Poll in **Rick Barnes**' tenure, posting a 163-52 (.758) record. Over 68.0 percent of the Volunteers' 315 games since Barnes arrived in 2015-16 have come with the team ranked in the AP Poll, all since 2017-18 (215 of 249, 86.3 percent).
- UT is 142-47 (.751) while in the AP top 20 under Barnes, 111-34 (.766) while top-15, 85-25 (.773) while top-10, 41-12 (.774) while top-five, 22-2 (.917) while top-three and 11-1 (.917) while No. 1.
- The Vols are 29-22 (.569) in AP top-25 matchups under Barnes, including 23-15 (.605) with both teams in the top 20, 14-9 (.609) with both in the top 15 and 7-6 (.538) with both in the top 10.

## TOP-TIER TRIUMPHS

- Tennnessee is 35-37 (.486) against AP top-25 foes under **Rick Barnes**, including 19-10 (.655) in its past 29 such games (since 1/22/22).
- The Volunteers are 31-29 (.517) versus AP top-20 teams in Barnes' tenure, including 17-6 (.739) in their last 23 such affairs (since 1/22/22)
- UT is 23-22 (.511) against AP top-15 teams in the Barnes era, including 16-5 (.762) in its last 21 such games (since 12/22/21).
- The Vols own a 13-13 (.500) record versus AP top-10 foes under Barnes, including an 11-7 (.611) mark in their last 18 such contests (since 3/2/19) and an 8-4 (.667) tally in their last 12 (since 12/22/21).
- UT is 9-8 (.562) against AP top-five opponents in Barnes' tenure, including 5-3 (.625) in its last eight such affairs (since 2/15/22). It is 5-1 versus AP top-five teams in SEC with four consecutive wins.
- A full list of Tennessee's top-five victories in the Barnes era can be found below:

| DATE | OPPONENT | SITE | RESULT |
|---|---|---|---|
| Jan. 24, 2017 | #4 Kentucky | Knoxville | W, 82-80 |
| Dec. 9, 2018 | #1 Gonzaga | Phoenix | W, 76-73 |
| March 2, 2019 | #4 Kentucky | Knoxville | W, 71-52 |
| March 16, 2019 | #4 Kentucky | Nashville | W, 82-78 |
| Feb. 15, 2022 | #4 Kentucky | Knoxville | W, 76-63 |
| Feb. 26, 2022 | #3 Auburn | Knoxville | W, 67-62 |
| March 12, 2022 | #5 Kentucky | Tampa | W, 69-62 |
| Nov. 25, 2022 | #3 Kansas | Bahamas | W, 64-50 |
| Feb. 15, 2023 | #1 Alabama | Knoxville | W, 68-59 |

- UT also has two exhibition wins over top-five foes under Barnes. Before the 2022-23 season, it beat #2 Gonzaga, 99-80, on 10/28/22 in Frisco, Texas. In advance of this season, it knocked off #4 Michigan State, 89-88, on 10/29/23 in East Lansing, Mich.

## PARTICULARLY POTENT AT HOME

- Under **Rick Barnes**, Tennessee is 17-7 (.708) versus AP top-25 teams at Food City Center, including 12-1 in its last 13 such games (since 1/30/21).
- The Volunteers own a 14-6 (.700) home record against AP top-20 teams in the Barnes era, including a 9-1 mark in their last 10 such contests (since 1/30/21).
- UT is 11-4 (.733) when hosting AP top-15 squads under Barnes, including 9-1 in its last 10 such affairs (since 1/30/21).
- Barnes has led the Vols to a 7-1 (.875) ledger at Food City Center versus AP top-10 teams, with six consecutive wins (since 3/2/19).
- UT is a perfect 5-0 when hosting AP top-five teams in the Barnes era (all since 1/24/17).
- The Vols won 12 straight home games against AP top-25 foes from 1/30/21 to 2/28/24. That is an SEC record, per CBS Sports, and the longest in DI since Kansas had 17 straight from 1/11/14 to 2/13/17. Nine of those victories were versus top-15 foes, with five against the top 10 and three over top-five teams.

## TAKING DOWN THE TEAM AT THE TOP

- With its 68-59 home victory over top-ranked Alabama on 2/15/23, Tennessee became one of 17 DI schools with at least six wins over AP No. 1 teams.
- **Rick Barnes** has led the Volunteers to two of those victories, as UT won each of its first two matchups with the AP No. 1 team during his tenure.
- The Vols, now 2-1 in such contests under Barnes, also beat Gonzaga, 76-73, on 12/9/18 in Phoenix.

## NUMBER 800

- A 86-51 win over Texas A&M (2/24/24) gave **Rick Barnes** the 800th victory of his 37-year career. He is the 15th of 16 DI coaches all-time (min. 10 years in DI) with 800-plus wins.
- Barnes, **John Calipari** and **Adolph Rupp** are the only coaches to hit 800 while in the SEC. **Cliff Ellis** and **Eddie Sutton** did so after leaving the league.
- Just 24 coaches all-time, at any level, have hit 800 NCAA wins. Barnes, Calipari (Arkansas), **Bill Self** (Kansas) and **Dave Holmquist** (DII Biola) are the only four active members of that group.

## NUMBER 200 x2 & 205

- With home wins over Norfolk State (1/2/24), Tarleton State (12/21/23), Georgia Southern (12/12/23), George Mason (12/5/23) and #10 Texas (1/28/23), **Rick Barnes** upped the number of current DI schools he has defeated as a head coach to 200.
- Barnes, who served as the head coach at two of those five schools, then topped Saint Peter's (3/21/24) and Creighton (3/29/24) in the NCAA Tournament to increase the mark to 202. Wins this season over Montana (11/13/24) and Middle Tennessee State (12/23/24) then increased that number to 204.
- In that same NCAA Tournament opener against Saint Peter's (3/21/24), Barnes hit another 200 mark, as he became the second coach to win 200 games at Tennessee.
- Meanwhile, in that same triumph versus Montana (11/13/24), Barnes earned his 205th win at UT to pass Don DeVoe for sole possession of second place on the program's all-time leaderboard.
- Banes is one of 19 coaches with 200-plus wins at two DI schools, just sx of whom are active. *The full list can be found on page 20.*

## NUMBER 100

- In Tennessee's 66-59 victory at #17/16 South Carolina on 3/6/24 to clinch the outright 2023-24 SEC regular season title, **Rick Barnes** improved to 100-60 in SEC play. He became the 24th coach in league history to reach triple-digit conference wins.
- Barnes is the third coach to win 100 SEC games at UT, joining **Ray Mears** (182-76 in 15 years from 1962-77) and **Don DeVoe** (107-91 from in 11 years from 1978-89). DeVoe went 3-15 at Florida in 1989-90 to finish 110-106 in SEC competition.
- Among active SEC coaches, only Arkansas' **John Calipari** and Auburn's **Bruce Pearl** have more SEC victories than Barnes. Pearl's total includes a 65-31 in six years at the helm of Tennessee from 2006-11.

## BEATING THE BEST

- Under **Rick Barnes**, Tennessee has 43 total victories over 14 (of the 37) NCAA champions: Arizona, Arkansas (7x), Baylor, Cincinnati, Duke, Florida (9x), Kansas (2x), Kentucky (11x), Louisville (2x), Maryland, North Carolina, NC State (2x), Syracuse (2x), Virginia and Wisconsin.
- The Volunteers also own non-conference wins during Barnes' tenure over schools such as Colorado, Creighton, Georgia Tech, Gonzaga, Illinois, Iowa, Memphis, Purdue, Texas, Wake Forest, Washington, West Virginia and VCU.
- In his 38 years as a head coach, Barnes owns 183 total wins over 28 (of the 37) programs with a national title. He has never met six of the other nine.

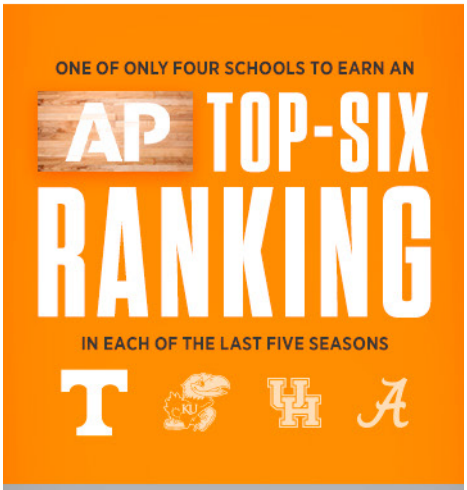




## FANTASTIC FIVE

- In 2023-24, **Rick Barnes**, months after becoming a Naismith Memorial Basketball Hall of Fame first-time nominee, led his team to the DI NCAA Tournament for the 28th time, tying **Bob Knight** for fourth in history. Only **Mike Krzyzewski** (36), **Jim Boeheim** (35) and **Roy Williams** (30) have earned more bids.

## 338 WEEKS IN THE TOP 25

- In 38 years as a head coach, **Rick Barnes** has led his teams to a total of 338 weeks in the AP Top 25 Poll, including 162 in the top 10 and 78 in the top five.

| SCHOOL | TOP 25 | TOP 10 | TOP 5 | TOP 2 | HIGH |
|---|---|---|---|---|---|
| George Mason | 0 | 0 | 0 | 0 | NR |
| Providence | 2 | 0 | 0 | 0 | 20 |
| Clemson | 34 | 14 | 6 | 1 | 2 |
| Texas | 180 | 84 | 40 | 14 | 1 |
| Tennessee | 122 | 64 | 32 | 9 | 1 |
| **TOTAL** | **338** | **162** | **78** | **24** | |

## SCHOOL-BY-SCHOOL SUCCESS

- Providence, in a 23-season stretch from 1978-2001, earned a spot in the AP rankings just six times, a third of which came during Barnes' six-year stint.
- Clemson has earned a single-digit ranking in the AP Poll 11 times, all in Barnes' tenure. The Tigers did so nine times in 1996-97 (top-five four times, high of second) and twice in 1997-98 (both fifth).
- Texas had just one AP top-five ranking ever (1/25/82) prior to the hiring of Barnes, who guided it to 40 such marks across six different years. The Longhorns had 25 top-10 marks, all in 1978-79 and 1981-82, before Barnes led them to 84 over 10 separate campaigns.
- Tennessee earned 74 AP top-25 rankings and 28 AP top-10 nods in the 14 seasons before the 2015 arrival of Barnes, who has posted 122 and 64, respectively, at UT. The Vols' 32 top-five rankings under Barnes nearly double their full total (17) prior to his tenure, while their nine top-two rankings over quadruple their total before his arrival (two).

## POLL VOLS

- Tennessee has appeared in every AP Poll since the 2021-22 preseason rankings, a total of 68 releases in a row, vastly surpassing the prior program record of 37 from March 1999 to Feb. 2001. The Volunteers have been in the top 10 in 38 of those 68 releases, including the top five on 18 occasions.
- UT's 68-week streak is the third-longest in the country, behind only Houston (94) and Kansas (73). No other team is at even 50-plus, while the closest in the SEC, Kentucky (30), is 38 weeks behind.
- Dating to the 2020-21 preseason poll, UT has made 82 of 85 releases (not the final three of 2020-21), with 44 top-10 spots and still 18 in the top five.
- UT reached No. 1 in the nation this season, peaked at fourth last year, ascended to second in 2022-23, ended 2021-22 at a season-best fifth and placed as high as sixth in 2020-21.
- The Vols, who hit No. 1 in 2018-19, have been in the AP top six in six of the past seven years (2018-25). It hit that mark an equal six times in program history before **Rick Barnes**' tenure (2007-08, 2000-01, 1999-2000, 1969-70, 1967-68 and 1958-59).
- UT has been in the AP top five in five of the last seven seasons (2018-25). It achieved that feat an equal five times before Barnes' arrival (each of the above six seasons except for 1969-70).
- The 2024-25 campaign marks the eighth in a row Tennessee has earned a top-20 AP ranking. The prior such program record was seven straight seasons (1966-67 to 1972-73).
- UT's 15-week AP top-10 streak (12/18/23 to 4/9/24) to close the 2023-24 campaign was the second-longest in program history. Three of the Vols' five all-time double-digit streaks have come since 2018-19 under **Rick Barnes**.

## CHART TOPPER

- Tennessee reached No. 1 in the AP Poll (and Coaches Poll) on 12/9/24 and then again on 12/16/24, 12/23/24 and 12/30/24. It marked the sixth, seventh, eighth and ninth times the Volunteers held the top spot in the poll, across three different seasons. Eight of the nine such positions are in **Rick Barnes**' tenure.
- UT was No. 1 for one release in 2007-08 (2/25/08) and for four releases in 2018-19 (1/21/19, 1/28/19, 2/4/19 and 2/11/19).
- This is the earliest in a season the Vols have ascended atop the poll, as well as their first time doing so in pre-SEC, non-conference play.

## HIGH-CALIBER COMPANY

- Tennessee and Kansas are the only two schools to earn an AP top-five ranking in each of the last four seasons (2021-25). Only two others, Arizona and Purdue, entered 2024-25 with a three-year streak.
- The Volunteers are one of only four teams to reach the AP top six in each of the past five seasons, alongside Alabama, Houston and Kansas.
- UT is one of just five programs to reach the AP top six in at least six of the last seven seasons (2018-25), alongside Duke, Gonzaga, Kansas and Kentucky. Those are also the only five schools to enter the AP top five in at least five different years during that stretch.
- The Vols are among only seven teams to reach the No. 1 spot in the AP Poll in at least two of the last seven seasons (2018-25), joining Baylor, Duke, Gonzaga, Houston, Kansas and Purdue.
- Over that same seven-year stretch (2018-25), UT is also one of seven teams to claim an AP top-two position in at least three seasons, alongside Baylor, Connecticut, Duke, Gonzaga, Kansas and Purdue.
- Tennessee is one of just seven schools to earn an AP top-20 ranking in each of the past eight years (2017-25), alongside Duke, Gonzaga, Kansas, Kentucky, Michigan State and North Carolina. Just two others—Houston and Purdue—have even reached the AP top 25 in each of those seasons.
- Additionally, over the last three seasons (2022-25), the Vols are one of just five teams to reach the AP top two in multiple seasons, joining Alabama, Connecticut, Kansas and Purdue.

## DYNAMITE "D" A UT TRADEMARK

- Tennessee, through 12/28/24, ranks second nationally in KenPom adjusted defensive efficiency (88.6), just behind first-place Duke (88.2).
- The Volunteers finished third in 2023-24 in KenPom adjusted defensive efficiency (90.2) and placed fifth in DI in field-goal percentage defense (39.4).
- In 2022-23, Tennessee led the nation in KenPom adjusted defensive efficiency (87.5), holding the top spot for 15 total weeks. The Vols also led all DI teams in 3-point defense (26.5) that year, as well as ranked third in both scoring defense (57.9) and field-goal percentage defense (37.3).
- In five of the last seven seasons (2017-24), UT has finished top-10 in KenPom adjusted defensive efficiency: third in 2023-24, first in 2022-23, third in 2021-22, fifth in 2020-21 and sixth in 2017-18.
- UT, through 12/29/24, has won 40 times in a row when holding its foe under 60 points, including posting a dazzling 22-0 mark in 2022-23.
- The Vols, through 12/29/24, have won 49 straight when allowing 50 points or fewer, since 12/29/12. That includes 12 such victories in 2022-23, matching Houston for the most of any team that season.

## HAPPY AT HOME

- Over the last five seasons, since 2020-21, the Volunteers are 64-7 (.901) on their home court.
- In 10 seasons under head coach **Rick Barnes**, Tennessee is 129-24 (.843) at Food City Center. Twice during the Barnes era, UT has gone undefeated at home: 18-0 in 2018-19 and 16-0 in 2021-22.

## HOLDING SERVE

- In 2023-24, Tennessee went undefeated on its home court in non-conference play (7-0) for the fourth consecutive season (2020-24).
- Adding its 7-0 mark at Food City Center this year, UT has won 35 straight non-conference home games, dating to the 2020-21 season opener (12/8/20).
- Per Elias Sports Bureau, Tennessee's 35-game streak of regular season non-conference home wins ranks co-fifth nationally, alongside Akron and Wake Forest. It trails only Auburn (59), Drake (49), Baylor (44) and Texas Tech (39). The lone other teams at even 27-plus are Iowa State (34), Connecticut (33), Providence (33) and Purdue (31).
- The only other schools with 35-plus non-conference regular season home wins and no such losses over the past five seasons (2020-25) are Texas Tech (39-0) and Baylor (35-0). Just four additional schools are at even 30-plus: Drake (31-0), Providence (31-0), Auburn (30-0) and Wake Forest (30-0).
- During its streak, Tennessee owns wins over programs such as Arizona, Cincinnati, Colorado, Illinois, Kansas, Syracuse and Texas.

## SEEING THE SECOND WEEKEND

- Tennessee has reached the Sweet 16 in seven of the past 17 NCAA Tournaments (since 2006-07). That mark is tied for ninth-most in the country during that span, matching Michigan, Purdue, Syracuse, Wisconsin and Xavier.
- The Volunteers' trips have come under three coaches: **Rick Barnes** (2024, 2023, 2019), **Cuonzo Martin** (2014) and **Bruce Pearl** (2010, 2008, 2007).
- The only eight schools that own more second-weekend bids over that span are North Carolina (11), Duke (10), Gonzaga (10), Kansas (nine, plus one vacated), Michigan State (nine), Arizona (eight), Kentucky (eight) and UCLA (eight).
- The SEC top-three in that stretch is Kentucky (eight), Tennessee (seven) and Florida (six). No other school has greater than three.

## SHARPSHOOTERS

- **Darlinstone Dubar**, **Jordan Gainey**, **Chaz Lanier**, **Igor Miličić Jr.** and **Zakai Zeigler** all have at least 110 made 3-pointers as collegians.
- That quintent possesses a combined career 3-point mark of 862-of-2,326 (37.1 percent).
- The four guards (all except Miličić) each own upwards of 160 makes. Four of the five (all except Zeigler) are over 34.5 percent in their careers.
- The two fifth-year guards, Lanier and Dubar, are a combined 359-of-896 (40.1 percent) from deep as collegians. In 2023-24, Synergy Sports ranked them, respectively, as the nation's most and fourth-most efficient offensive players (min. 15 poss. per game).
- **Chaz Lanier** made 10 3-pointers in his first three games as a Volunteer, tying **Santiago Vescovi** (2019-20) and **Chris Lofton** (2004-05) for the most in program history. **Jordan Gainey** hit eight in his first three games last year, now tied for fourth-most.

## 1K CLUB

- Tennessee is one of 18 teams—six of them are in the SEC—with at least four 1,000-point scorers, alongside Ole Miss (seven), Alabama (six), Kentucky (six), Gonzaga (five), Kansas (five), Minnesota (five), Xavier (five), Auburn, Louisville, Miami, Ohio State, Oklahoma State, Oregon, SMU, Southern Cal, Texas and VCU.
- **Darlinstone Dubar** has 1,397 points in 123 outings, good for 11.4 ppg across five seasons.
- **Jordan Gainey** possesses 1,318 points in 112 contests, an average of 11.8 ppg over four years.
- **Zakai Zeigler** owns 1,194 points in 113 appearances, giving him a 10.6 ppg average in four seasons.
- **Chaz Lanier**, the only member of the quartet who entered the season below 1K, now has 1,160 points in 116 outings, a 10.0 ppg ledger across five campaigns.

## IN-STATE SUCCESS

- Tennessee is 34-6 (.850) against fellow Volunteer State foes under **Rick Barnes**, including 17-1 (.944) in its last 18 such games.
- The 34 wins are against Vanderbilt (15x), Tennessee Tech (6x), ETSU (3x), Austin Peay (2x), Lipscomb (2x), UT Martin (2x), Chattanooga, Memphis, Middle Tennessee State and Tennessee State.

## BEATING THE BLUEGRASS BLUE BLOOD...

- From 1993-2015—a 22-season stretch that spanned the tenures of seven Tennessee coaches—the Volunteers went 9-35 (.205) against Kentucky, including 7-28 (.200) versus ranked Wildcat squads and 2-21 (.087) with UK in the top 10.
- Since **Rick Barnes** arrived in 2015-16, UT is 11-10 (.524) against Kentucky. No other team has even seven-plus wins over UK in that time, while just Auburn (six) and Kansas (six) have even five-plus. In that time, the Vols own a 10-6 (.625) ledger against ranked Wildcat teams, good for twice as many wins as any team in that time (Kansas has five).
- The Vols are 7-1 against Kentucky teams ranked in the top 10 under Barnes, including 6-1 when the Wildcats are in the top six and 5-1 when they are in the top five. UT is 6-0 in non-road games versus top-10 Kentucky teams in Barnes' tenure.
- UT has topped Kentucky at least once in eight of Barnes' nine seasons, including each of the first seven. It went 2-1 in 2021-22, 2018-19 and 2017-18.The Vols beat UK in Knoxville four years in a row, 2015-16 through 2018-19, and again in 2021-22.
- Under Barnes, UT is 7-3 against UK with both teams in the AP top 25 and 4-1 with both in the top 10.
- The Vols are 4-3 on the road in the last seven seasons (since 2017-18) after going 2-36 in the prior 38 years (1979-2017). **Santiago Vescovi** and **Josiah-Jordan James** both went 3-2 at Rupp Arena.
- UT's most recent win at Kentucky was a 103-92 decision on 2/3/24. The 103 points marked the Vols' co-second-most ever against the Wildcats, including their top total on the road, eclipsing the prior high of 90 on 1/10/76 (pre-Rupp Arena). It also marked the fourth time any visitor has ever scored triple digits at Rupp Arena, including the second time an SEC team has done so, joining Arkansas on 1/25/92 (105). The Vols had last scored triple digits in an SEC road game on 2/16/93, notching 101 at Arkansas.
- Under Barnes, UT is 5-4 at home against Kentucky, 4-5 on the road and 2-1 in the SEC Tournament.

## ...BEHIND BARNES' TUTELAGE

- **Rick Barnes** is tied for seventh all-time with 12 wins against Kentucky as a head coach. That figure is first among all active DI head coaches and includes an 11-10 record during his Tennessee tenure. He went 0-1 at Texas and 1-1 at Clemson, putting him at 12-12.
- The only other active DI head coach in double figures is Auburn's **Bruce Pearl**, who owns a 10-18 mark. That includes a 4-9 mark during his tenure at Tennessee (2006-11) and a 6-9 record with Auburn.
- The six coaches above Barnes on the list are **Dale Brown** (18), **Billy Donovan** (17), **Bob Knight** (15), **Ray Mears** (15), **Roy Skinner** (14) and **Dean Smith** (13).
- Just seven others, including Barnes and Pearl, are in double figures. Those individuals are **Kevin Stallings** (12), **Don DeVoe** (11), **Wimp Sanderson** (11), **C.M. Newton** (10) and **Roy Williams** (10).
- Of the 13 coaches with 10-plus such wins, four coached the Volunteers: Barnes (2015-present), Pearl (2006-11), DeVoe (1978-89) and Mears (1962-77). DeVoe went 11-12 at UT and 0-2 at Florida (11-14 overall), while Mears totaled a 15-15 mark exclusively with the Volunteers.

## SECOND TIME'S A CHARM

- Over the last seven years (2017-24), **Rick Barnes** has led Tennessee to a 26-8 (.765) record in the second leg of regular season home-and-home series.

## SHOOTING TO SUCCEED

- Over the last four seasons (2021-25), Tennessee is 40-6 (.870) when hitting double-digit 3-pointers in a game, including 24-2 (.923) at home.
- During **Rick Barnes**' first six seasons on Rocky Top, 2015-16 to 2020-21, Tennessee was a strong 20-12 (.625) in such games, including 12-3 (.800) at home, but the last four years have been even better.

## ALL BUT THREE

- Tennessee owns a 102-3 (.971) record under **Rick Barnes** when leading by double digits at halftime.
- The Volunteers have not lost such a game since 11/23/17 against #5/3 Villanova in the Battle 4 Atlantis semifinals in Paradise Island, Bahamas.

## A SUPERB SIGN

- Tennessee is 125-14 (.899) under **Rick Barnes** when holding its opponent to 39.0 percent or worse field-goal shooting, including 69-7 (.908) when its foe shoots 35.0 or below. The Volunteers are a perfect 25-0 (1.000) in Barnes' tenure when holding their opponent to a field-goal clip of 30.0 or under.

## DOMINANT DECISIONS

- Since the start of the 2022-23 campaign, Tennessee has 30 wins by 20-plus points. Twelve of them, a single-season program record, came in 2022-23.
- Of UT's 25 SEC victories the last two years, 11 are by at least 20 points (five in 2022-23, six in 2023-24).
- Over the last three seasons (2022-25), the Volunteers have 23 wins by 25-plus points (12 in 2022-23, six in 2023-24, five in 2024-25), including 18 by 30-plus (nine, five and four, respectively), 14 by 35-plus (four, six and four, respectively) and six by 40-plus (four 2022-23, two in 2024-25).
- Early this season, Tennessee won back-to-back games by 35 points: 92-57 versus Montana (11/13/24) and 103-68 against Austin Peay (11/17/24). It marked the second time in the last three seasons (2022-25) UT has posted at least two straight 35-point wins, joining a three-game stretch in 2022-23.
- In their next home game, the Vols won, 78-35, versus UT Martin (11/27/24), their 26th win by 40-plus in the shot-clock era (since 1985-86), including their 14th in **Rick Barnes**' 10-year tenure. They added an 84-36 triumph over Western Carolina (12/17/24), upping those marks to 27 and 15, respectively.

## SPLENDID START

- Tennessee is 12-0 to begin the 2024-25 season. This is the fifth time the Volunteers have won 10-plus games in a row to begin a campaign. The full list can be found below.
  - ✶ 14-0 in 1922-23 (1/8/2023 to 2/20/2023)
  - ✶ *12-0 in 2023-24 (ACTIVE)*
  - ✶ 12-0 in 1915-16 (1/8/1916 to 2/26/1916 | full season)
  - ✶ 11-0 in 1999-2000 (11/22/1999 to 12/22/1999)
  - ✶ 10-0 in 1997-98 (11/14/1997 to 12/30/1997)

## SIGNIFICANT STREAK

- The Volunteers are on a single-season winning streak of at least 10 games for the 10th time ever. The full list can be found below.
  - ✶ 19 in 2018-19 (11/28/2018 to 2/13/2019)
  - ✶ 14 in 1922-23 (1/8/1923 to 2/20/1923)
  - ✶ *12 in 2023-24 (ACTIVE)*
  - ✶ 12 in 1915-16 (1/8/1916 to 2/26/1916 | full season)
  - ✶ 12 in 1976-77 (12/11/1976 to 1/24/1977)
  - ✶ 11 in 1999-2000 (11/22/1999 to 12/22/1999)
  - ✶ 11 in 2007-08 (11/27/2007 to 1/19/2008)
  - ✶ 10 in 1997-98 (11/14/1997 to 12/30/1997)
  - ✶ 10 in 1965-66 (1/22/1966 to 2/19/1966)
  - ✶ 10 in 1964-65 (1/9/1965 to 2/13/1965)
- UT has two more streaks of 10-plus wins that span multiple seasons. One was 13 games from 2/13/1914 to 2/16/1915, with the other 12 games from 2/17/1941 to 12/30/1941. In addition, its 12-0 season in 1915-16 is part of a larger 15-game streak across three years.

## PRO PRODUCER

- Ten players whom Rick Barnes coached in college are active in the NBA in 2024-25: **Kevin Durant** (Suns), **Keon Johnson** (Nets), **Cory Joseph** (Magic), **Dalton Knecht** (Lakers), **Julian Phillips** (Bulls), **Jaden Springer** (Celtics), **Tristan Thompson** (Cavaliers), **P.J. Tucker** (Clippers), **Myles Turner** (Pacers) and **Grant Williams** (Hornets). Eight of them were first-round picks, with two top-five selections.

## GAME-BY-GAME STARTERS

| OPP. | LINEUP (PG-SG-SF-PF-C) |
|---|---|
| Gardner-Webb | Zeigler-Lanier-Mashack-Miličić-Okpara |
| at Louisville | Zeigler-Lanier-Mashack-Miličić-Okpara |
| Montana | Zeigler-Lanier-Mashack-Miličić-Okpara |
| Austin Peay | Zeigler-Lanier-Mashack-Miličić-Okpara |
| vs. Virginia | Zeigler-Lanier-Mashack-Miličić-Okpara |
| vs. Baylor | Zeigler-Lanier-Mashack-Miličić-Okpara |
| UT Martin | Zeigler-Lanier-Mashack-Miličić-Okpara |
| Syracuse | Zeigler-Lanier-Mashack-Miličić-Okpara |
| vs. Miami | Zeigler-Lanier-Mashack-Miličić-Okpara |
| at Illinois | Zeigler-Lanier-Mashack-Miličić-Okpara |
| Western Caro. | Zeigler-Lanier-Mashack-Miličić-Okpara |
| Middle Tenn. | Zeigler-Lanier-Mashack-Miličić-Okpara |
| Norfolk State | |
| Arkansas | |
| at Florida | |
| at Texas | |
| Georgia | |
| at Vanderbilt | |
| Mississippi St. | |
| at Auburn | |
| Kentucky | |
| Florida | |
| Missouri | |
| at Oklahoma | |
| at Kentucky | |
| Vanderbilt | |
| at Texas A&M | |
| at LSU | |
| Alabama | |
| at Ole Miss | |
| South Carolina | |

## RECORD BY LINEUP

| REC. | LAST | (PG-SG-SF-PF-C) |
|---|---|---|
| 12-0 | 12/23/24 | Zeigler-Lanier-Mashack-Miličić-Okpara |

## GAMES STARTED

| | Streak | 24-25 | Career | SEC |
|---|---|---|---|---|
| Bishop Boswell | - | - | - | - |
| Cameron Carr | - | - | - | - |
| Darlinstone Dubar | - | - | 106 | - |
| J.P. Estrella | - | - | - | - |
| Jordan Gainey | - | - | 58 | - |
| Chaz Lanier | 22 | 12 | 61 | - |
| Jahmai Mashack | 14 | 2 | 33 | 6 |
| Igor Miličić Jr. | 32 | 12 | 94 | - |
| Felix Okpara | 18 | 12 | 57 | - |
| Cade Phillips | - | - | - | - |
| Zakai Zeigler | 42 | 12 | 58 | 31 |

## ROCKY TOP 2024-25 HONORS WATCH

**Darlinstone Dubar**
- Lute Olson POY Award Early Season Watch List

**Chaz Lanier**
- College Hoops Today Early Season Second Team All-American
- USBWA Oscar Robertson National Player of the Week (11/26/24)
- Lute Olson National Player of the Week (11/25/24)
- SEC Player of the Week (11/25/24)
- Baha Mar Championship MVP
- Jerry West Award Top 20 Preseason Watch List

**Jahmai Mashack**
- Baha Mar Championship All-Tournament Team

**Zakai Zeigler**
- SEC Player of the Week (12/30/24)
- College Hoops Today Early Season First Team All-American
- Blue Ribbon Yearbook Preseason Second Team All-American
- Jay Bilas Preseason Third Team All-American
- Preseason First Team All-SEC (Media)
- Preseason First Team All-SEC (Media)
- Naismith Trophy Preseason Watch List
- Lute Olson POY Award Early Season Watch List
- Bob Cousy Award Top 20 Preseason Watch List

## PLUS/MINUS TRACKER

| | GP | Season | High |
|---|---|---|---|
| Zeigler | 12 | +265 | +43 vs. Austin Peay (11/17) |
| Mashack | 12 | +225 | +45 vs. W. Carolina (12/17) |
| Miličić | 12 | +226 | +42 vs. Austin Peay (11/17) |
| Lanier | 12 | +204 | +32 vs. UT Martin (11/27) |
| Gainey | 12 | +190 | +30 vs. Syracuse (12/3) |
| Okpara | 12 | +179 | +31 vs. Virginia (11/21) |
| Phillips | 12 | +86 | +29 vs. W. Carolina (12/17) |
| Dubar | 7 | +29 | +24 vs. W. Carolina (12/17) |
| Boswell | 9 | +15 | +13 vs. Montana (11/13) |
| Carr | 4 | +14 | +19 vs. Montana (11/13) |
| Estrella | 3 | +12 | +12 vs. Gard.-Webb (11/4) |

## GAME-BY-GAME DUNKS

| Opponent | For | Against | Margin |
|---|---|---|---|
| Gardner-Webb | 3 | 0 | +3 |
| at Louisville | 2 | 0 | +2 |
| Montana | 6 | 0 | +6 |
| Austin Peay | 8 | 1 | +7 |
| vs. Virginia | 3 | 1 | +2 |
| vs. Baylor | 5 | 1 | +4 |
| UT Martin | 6 | 0 | +6 |
| Syracuse | 8 | 3 | +5 |
| vs. Miami | 4 | 2 | +2 |
| at Illinois | 2 | 1 | +1 |
| Western Caro. | 8 | 0 | +8 |
| Middle Tenn. | 7 | 0 | +7 |
| Norfolk State | | | |
| Arkansas | | | |
| at Florida | | | |
| at Texas | | | |
| Georgia | | | |
| at Vanderbilt | | | |
| Mississippi St. | | | |
| at Auburn | | | |
| Kentucky | | | |
| Florida | | | |
| Missouri | | | |
| at Oklahoma | | | |
| at Kentucky | | | |
| Vanderbilt | | | |
| at Texas A&M | | | |
| at LSU | | | |
| Alabama | | | |
| at Ole Miss | | | |
| South Carolina | | | |
| **TOTAL** | **62** | **9** | **+53** |

## HOOPS DNA

- Tennessee Vice Chancellor/Director of Athletics **Dr. Daniel J. White** played college basketball at both Towson (1998-2000) and Notre Dame (2000-02). The Fighting Irish reached the second round of the NCAA Tournament both years he was active.
- Danny's father, **Kevin White**, was the AD at six schools, including five at the DI level and three in a Power Five league, over 38 years. Duke won two national titles in men's basketball (2010, 2015) during his 13 years there, before his 2021 retirement. Notre Dame won a title in women's basketball (2001) his and Danny's first year there.
- Danny's younger brother, **Brian White**, is the AD at Florida Atlantic. In his fifth year, 2022-23, the Owls reached the Final Four for the first time and defeated Tennessee, 62-55, in the Sweet 16.
- Danny's older brother, **Mike White**, a four-year starter at Ole Miss from 1995-99, is in his 14th year as a DI head coach and third at Georgia. He was at Florida from 2015-22 and made four NCAA Tournament trips, reaching the 2017 Elite Eight. He went 101-40 at Louisiana Tech from 2011-15.

## LEGENDARY LEADERS

- **Rick Barnes** is one of six active UT head coaches who have led their team to a No. 1 national ranking. Five, including Barnes, have done so since 2018.

| COACH | POLL \| YEARS |
|---|---|
| Rick Barnes, M. Basketball | AP, Coaches \| 2025, 2019 |
| Josh Heupel, Football | CFP \| 2022 |
| Tony Vitello, Baseball | *all polls* \| 2024, 2022 |
| Brennan Webb, M. Golf | Golfweek \| 2018 |
| Karen Weekly, Softball | NFCA \| 2014, 2007 |
| Chris Woodruff, M. Tennis | ITA \| 2022 |

## ALL ALONE ... TWICE

- Tennessee is the only school to earn a No. 1 ranking in baseball (Coaches/D1B), men's basketball (AP/Coaches) and football (AP/Coaches/CFP) in the last three academic years (2022-25). It is also the only one to reach the CWS, Elite Eight and CFP in the 2024 calendar year.

## "EVERYTHING SCHOOL"

- In 2023-24, Tennessee claimed its third straight SEC All-Sports Trophy. The Volunteers have earned the trophy in all three of **Daniel J. White**'s full years as the AD after never previously winning it.
- After placing a school-best sixth in the 2022-23 LEARFIELD Directors' Cup, UT exceeded that mark with a third-place finish in 2023-24, leading all SEC institutions and trailing only Texas (then Big 12) and Stanford. The Vols totaled 1,217 points and received at least 25 from all 20 of their athletic teams.
- All of UT's athletic teams, for the first time in school history, made the postseason in 2023-24. Only one other Power Five institution, Texas A&M, recorded a postseason appearance in every sport last year.
- In 2023-24, 13 of UT's 20 teams finished in the national top 25, all in the top 20. Ten placed top-10 and four took a top-five spot. The full list is below:
  - ✶ #1/1 Baseball | High: #1/1 *(national champion)*
  - ✶ #3 Rowing | High: #3
  - ✶ #4 Women's Swimming & Diving | High: #4
  - ✶ **#5/5 Men's Basketball | High: #4/4**
  - ✶ #6 Women's Cross Country | High: #6
  - ✶ #6 Men's Swimming & Diving | High: #6
  - ✶ #7 Men's Golf | High: #5
  - ✶ #7 Men's Tennis | High: #5
  - ✶ #9 Volleyball | High: #8
  - ✶ #9/10 Softball | High: #2/3
  - ✶ #12 Women's Tennis | High: #12
  - ✶ #17/17 Football | High: #11/9
  - ✶ #17 Women's Indoor Track & Field | High: #6
- Of UT's 20 teams, 19 earned a top-25 ranking in 2023-24, with 17 reaching the top 15, 13 claiming a top-10 spot and seven peaking in the top five.

## PROMINENT PROGRAMS

- Tennessee is the only school with 1,400-plus wins in both men's and women's basketball. Just five others—Connecticut, Louisiana Tech, Stanford, Stephen F. Austin and Texas—have 1,200-plus in each.
- UT has the fifth-most combined wins between men's and women's basketball, trailing only Duke, Kansas, Kentucky and North Carolina.

## DANCING ON ROCKY TOP

- Tennessee and Gonzaga are the only schools to reach each of the last six—no one else is at even five—NCAA Tournaments in both men's and women's basketball.
- UT was also the only SEC school in 2023-24 to win a bowl game, plus make the men's basketball, women's basketball, soccer and volleyball championships.

## WIDE WINGSPANS, LONG LIMBS

- Four Volunteers possess wingspans at least five inches greater than their listed height.
  - 6-4 **Jahmai Mashack** has a 6-9.25 wingspan (+5.25in)
  - 5-9 **Zakai Zeigler** has a 6-2.25 wingspan (+5.25in)
  - 6-5 **Chaz Lanier** has a 6-10 wingspan (+5in)
  - 6-9 **Cade Phillips** has a 7-2 wingspan (+5in)
- Five Tennessee players own wingspans of at least 6-10. Another is a quarter-inch from of that mark.
  - **Felix Okpara** has a 7-2.75 wingspan
  - **Cade Phillips** has a 7-2 wingspan
  - **J.P. Estrella** has a 7-1.75 wingspan
  - **Igor Miličić Jr.**, has a 6-11.5 wingpan
  - **Chaz Lanier** has a 6-10 wingspan
  - **Darlinstone Dubar** is just shy with a 6-9.75 wingspan
- Five Vols have a standing reach of at least two feet and one inch above their listed height.
  - 6-11 **Felix Okpara** has a 9-4.25 reach (+2ft, 5.25in)
  - 6-11 **J.P. Estrella** has a 9-3 reach (+2ft, 4in)
  - 6-9 **Cade Phillips** has an 8-11.75 reach (+2ft, 2.75in)
  - 6-6 **Darlinstone Dubar** has an 8-8.5 reach (+2ft, 2.5in)
  - 6-10 **Igor Miličić Jr.**, has an 8-11.25 reach (+2ft, 1.25in)
  - 6-4 **Jahmai Mashack** has an 8-5 reach (+2ft, 1in)
- Four members of the UT roster own a standing reach of 8-10 or above.
  - **Felix Okpara** has a 9-4.25 reach
  - **J.P. Estrella** has a 9-3 reach
  - **Cade Phillips** has an 8-11.75 reach
  - **Igor Miličić Jr.**, has an 8-11.25 reach

## WEIGHT ROOM WORKERS

- Between his arrival at Tennesse and the start of the season, **Chaz Lanier** increased his vertical jump by over 2.5 inches, while also adding 12.9 pounds to his frame. **Bishop Boswell** upped his vert by nearly 2.1 inches while adding 10.3 pounds and **Darlinstone Dubar** increased his vert by over 2.75 inches.
- After increasing his vertical jump by 3.54 inches and putting on 14.5 pounds last offseason, **Jordan Gainey** added another 2.1 inches and 9.7 pounds, respectively, this offseason. He has upped his marks by 5.64 inches and 24.2 pounds since arriving at UT.
- **Zakai Zeigler**, who has a max trap bar deadlift of 465 pounds that is 2.7 times his body weight, added eight pounds of muscle mass during the offseason. **Cade Phillips**' max trap bar deadlift of 565 pounds is 2.62 times his body weight.
- **Jahmai Mashack** owns a max reverse band back squat of 545 pounds, good for 2.7 times his body weight.
- **Felix Okpara**'s isometric belt test shows he can generate 1,626 pounds of vertical force.
- **J.P. Estrella** improved his max bench press by 36 pounds over the offseason, while **Igor Miličić Jr.**, upped his mRSI (fast explosive strength) by 26.7 percent.

## TRACKING TENNESSEE

| Date | AP | Coaches | NET | KPom |
|---|---|---|---|---|
| Pre | 12 | 12 | n/a | 13 |
| 11/11 | 11 | 9 | n/a | 9 |
| 11/18 | 11 | 9 | n/a | 6 |
| 11/25 | 7 | 6 | n/a | 5 |
| 12/2 | 3 | 3 | 1 | 2 |
| 12/9 | 1 | 1 | 1 | 2 |
| 12/16 | 1 | 1 | 2 | 2 |
| 12/23 | 1 | 1 | 2 | 3 |
| 12/30 | 1 | 1 | 2 | 3 |
| 1/6 | | | | |
| 1/13 | | | | |
| 1/20 | | | | |
| 1/27 | | | | |
| 2/3 | | | | |
| 2/10 | | | | |
| 2/17 | | | | |
| 2/24 | | | | |
| 3/3 | | | | |
| 3/10 | | | | |
| 3/17 | | | | |
| Final | | | | |

**Ratings Tracker** *(as of Dec. 30, 2024)*

BartTorvik: 4 ESPN SOR: 2 Haslametrics: 4
ESPN BPI: 4 EvanMiya: 4 WAB: 5

Quad 1 Record: 3-0
*Wins: at #9 Illinois, vs. #21 Baylor, at #60 Louisville*
Quad 2 Record: 0-0
Quad 3 Record: 4-0
Quad 4 Record: 5-0

## TEAM STAT RANKINGS

| Category \| Stat | SEC | NCAA | SEC* |
|---|---|---|---|
| Scoring Offense \| 81.2 | 13 | 65 | -- \| -- |
| **Scoring Defense \| 56.6** | **1** | **4** | -- \| -- |
| **Scoring Margin \| 24.6** | **1** | **2** | -- \| -- |
| **FG Pct. \| 49.4** | **6** | **30** | -- \| -- |
| **FG Pct. Defense \| 34.5** | **1** | **2** | -- \| -- |
| **Effective FG Pct. \| 57.1** | **6** | **31** | -- \| -- |
| 3P Pct. \| 36.5 | 5 | 76 | -- \| -- |
| **3P Pct. Defense \| 24.9** | **1** | **1** | -- \| -- |
| 3PM Per Game \| 8.9 | 8 | 94 | -- \| -- |
| 3PA Per Game \| 24.4 | 10 | 141 | -- \| -- |
| Free Throw Pct. \| 74.9 | 4 | 78 | -- \| -- |
| FTM Per Game \| 14.9 | 13 | 114 | -- \| -- |
| FTA Per Game \| 19.9 | 14 | 154 | -- \| -- |
| Rebounds Per Game \| 39.58 | 8 | 50 | -- \| -- |
| **Rebound Margin \| 10.5** | **4** | **11** | -- \| -- |
| Off. Rebs Per Game \| 12.0 | 7 | 104 | -- \| -- |
| Def. Rebs Per Game \| 27.58 | 7 | 57 | -- \| -- |
| Assists Per Game \| 17.0 | 4 | 41 | -- \| -- |
| **Assist/Turnover Ratio \| 1.52** | **7** | **39** | -- \| -- |
| TOs Per Game \| 11.2 | 10 | 95 | -- \| -- |
| TOs Forced Per Game \| 14.33 | 7 | 77 | -- \| -- |
| Turnover Margin \| 3.2 | 7 | 47 | -- \| -- |
| **Blocks Per Game \| 5.3** | **4** | **21** | -- \| -- |
| Steals Per Game \| 8.3 | 9 | 83 | -- \| -- |
| **Fouls Per Game \| 14.4** | **2** | **26** | -- \| -- |
| Bench PPG \| 25.67 | 9 | 103 | -- \| -- |
| Fast-Break PPG \| 11.92 | 12 | 120 | -- \| -- |
| **Winning Pct. \| 1.000** | **1** | **1** | -- \| -- |

***Bold = top-40 national ranking*** ** = SEC games only*

## BACK-TO-BACK BARRAGES

- After shooting 60.8 percent (31-of-51) against Montana (11/13/24), the Volunteers notched a 63.8 percent (37-of-58) ledger against Austin Peay (11/27/24).
- Prior to that two-game stretch, Tennessee had shot over 60.0 percent seven total times in the last 20 seasons (2005-25), with a ledger over 61.0 percent just four times in that stretch.
- **Rick Barnes**' team totaled 46 assists across the two wins, amassing 24 versus the Grizzlies and 22 against the Governors.

## FROM ONCE TO THRICE

- Tennessee has allowed three-dozen (36) or fewer points three times in the last 50 seasons (1975-25), two of which came within the first 11 games of the 2024-25 campaign, both in a three-week stretch.
- Prior to this season, the only such instance came on 12/11/21 in a 76-36 win over UNC Greensboro in **Rick Barnes**' seventh year at the helm.
- The Volunteers beat UT Martin, 78-35, on 11/27/24 to beat that mark by a point. Just 20 days later, on 12/17/24, they picked up an 84-36 decision over Western Carolina.
- The 1975-76 starting point of the 50-year span is 10 seasons before the start of the shot-clock era, which began in 1985-86.
- In both games, Tennessee had a half in which it allowed only 15 points, after the break versus UT Martin and before it against Western Carolina.
- The Volunteers conceded a field-goal clip under 23.0 percent in each contest, its fourth and fifth time doing so in the last 20 seasons (2005-25), with four of those outings in Barnes' tenure. UT Martin shot 22.6 percent (12-of-53) and Western Carolina notched a 21.9 percent (14-of-64) ledger.

## NOT SO EASY IN NON-CON

- Tennessee has six non-conference games versus Power Five foes, including five away from home. Two are true road games.
- UT is one of just 20 Power Five schools playing multiple true road games in non-conference action.
- Of that group, the Volunteers are among a select group of 14 with two such games versus fellow Power Five programs. The other 13 are Alabama, Baylor, Cal (three), Cincinnati, DePaul, Gorgetown, Kansas, Marquette, Notre Dame, Pittsburgh, South Carolina, Wake Forest and Xavier.
- Tennessee won all six of its Power Five non-conference clashes, including five by 13-plus points and three by at least 22. It is the only team in the SEC to beat a Big Ten team in a true road game.

## PREMIER PLAYERS

- **Zakai Zeigler** is the second-rated player in the nation on EvanMiya.com, while **Chaz Lanier** checks in at seventh in the KenPom.com Player of the Year rankings.
- Zeigler is fifth nationally in both total assists (99) and assists per game (8.3). Lanier ranks fifth in total made 3-pointers (45), sixth in made 3-pointers per game (3.75), No. 15 in 3-point percentage (47.4) and No. 30 in points per game (19.3).

## MASHACK, MIGHTY ON THE COURT...

- **Jahmai Mashack** possesses the sixth-best career Defensive Box Plus-Minus (DBPM) at the Division I level (min. 50 GP) over the last 15 seasons (2010-25), per College Basketball Reference. He owns the top mark among active players.

| NAME | DBPM | YEARS | SCHOOL |
|---|---|---|---|
| 1. Briante Weber | 8.21 | 2011-15 | VCU |
| 2. Walker Kessler | 7.36 | 2020-22 | *two* |
| 3. Jeff Withey | 6.82 | 2009-13 | Kansas |
| 4. Willie Cauley-Stein | 6.41 | 2012-15 | Kentucky |
| 5. Anas Mahmoud | 6.37 | 2014-18 | Louisville |
| ***6 Jahmai Mashack*** | ***6.33*** | ***2021-25*** | ***Tennessee*** |
| 7. Delon Wright | 6.28 | 2013-15 | Utah |
| *8. Ja'Vier Francis* | *6.27* | *2021-25* | *Houston* |
| 9. Gorgui Dieng | 6.26 | 2010-13 | Louisville |
| 10. Isaiah Wilkins | 6.19 | 2014-18 | Virginia |

- CBS Sports' **Jon Rothstein**, on 12/15/24, wrote: "Capable of guarding all five positions on the floor, Mashack is separating himself as college basketball's best overall defender. You can't measure what this guy does in a box score."
- SEC Network's **Ron Slay**, on 12/19/24, tweeted that he thinks Mashack is the "National Defensive Player of the Year."
- Mashack also put in signifcant work on the offensive side of the ball during the offseason. From May-August 2024, he made 30,000 jump-shots.

## ...AND OFF

- **Jahmai Mashack** is the chair of the 2024-25 SEC Men's Basketball Leadership Council, as voted by his peers. This is Mashack's third straight year on the committee. He served as the vice chair in 2023-24.
- Mashack, for the second straight year, is the SEC's rep on the NCAA Men's Basketball Oversight Committee (MBOC) Student-Athlete Engagement Group.
- In 2023-24, Mashack earned SEC Community Service Team designation. In Tennessee, he works with Second Harvest to address the food scarcity crisis, personally providing food to over 3,500 people and aiding in the fundraising of over $1 million. At home in the Los Angeles area, he and his family regularly feed members of the homeless community.
- On 11/21/24, Mashack set up a virtual food drive for Second Harvest with the goal of raising $2,000 to feed 30 families during the holiday season. The goal was surpassed within hours eventually closed at $14,700. On 12/18/24, Mashack helped distribute the food from the money raised, providing 398 households with a total of 21,335 pounds of food.
- Additionally, Mashack is a member of both V.O.I.C.E., a black student-athlete council for community service, and Fellowship of Christian Athletes, through which he speaks at schools and churches.
- Mashack was a member of the VOLeaders Academy in 2022-23. That program ended with a service and cultural emersion trip to the Philippines in July 2023.

## GAINEY GETTING GOING

- In 2023-24, his first season at Tennessee, **Jordan Gainey** averaged 6.8 ppg. He shot 35.9 percent from the floor and 29.1 percent beyond the arc. He scored in double figures in 10 of 36 contests, with 12-plus in seven, 16-plus in three and a high of 18.
- This season, Gainey is averaging 11.9 ppg while shooting 49.5 from the field and 41.3 percent from long range. He scored in double digits seven times in the first 12 games, reaching 12-plus six, with 16-plus in four and a high of 23.
- Gainey scored 23 points at Illinois (12/14/24). He logged 18 in the final 14 minutes alone, matching his then-high in a full game as a Volunteer, and capped the affair with a buzzer-beating layup for the win.

## INAM: "IT'S NOT ABOUT ME"

- In each of **Zakai Zeigler**'s three completed seasons, Tennessee finished top-15 nationally in assist rate, per KenPom. It ranked No. 13 in 2023-24 (61.0), second in 2022-23 (66.2) and sixth in 2021-22 (63.0).
- Thus far in 2024-25, the Volunteers have notched 20-plus assists on four occasions. Their high mark is 24 versus Montana (11/13/24).
- Tennessee posted 20-plus assists 11 times in 2023-24 and reached 25-plus thrice, with a high of 28 against Vanderbilt (2/17/24).
- In 2022-23, Tennessee amassed 20-plus assists in seven contests, with 25-plus four times. It posted a high of 29 versus South Carolina (2/25/23).
- The Volunteers recorded 20-plus assists 10 times in 2021-22, logging 25-plus on four occasions. They had a high of 29 versus Longwood (3/17/22) in the NCAA Tournament opener and against USC Upstate (12/14/21).

## ATTACKED REHABILITATION

- **Zakai Zeigler** suffered a season-ending left ACL tear three minutes into Tennessee's 2022-23 home finale against Arkansas (2/28/23).
- Zeigler underwent surgery 13 days later (3/13/23) and then spent the 2023 offseason rehabbing under the collaborative direction of athletic trainer **Chad Newman**, director of sports performance **Garrett Medenwald** and director of rehabilitation **John Dean**.
- After missing the final six-plus games of 2022-23, all three contests during the Italian foreign tour and both 2023-24 exhibition outings, Zeigler returned for last season's opener, notching five assists in 12 minutes versus Tenneessee Tech (11/6/23).
- Zeigler came off the bench for the Volunteers' first six games of 2023-24 before reentering the starting lineup at North Carolina (11/29/23). From that point on, he averaged 13.3 ppg, 6.7 apg and 1.9 spg, while shooting 36.4 percent from 3-point range.

## Z IS KEY

- In **Zakai Zeigler**'s career, Tennessee is 8-5 against AP top-10 teams. He is averaging 14.8 ppg in the eight victories and 8.4 ppg in the five defeats.

| DATE | OPPONENT | POINTS | RESULT |
|---|---|---|---|
| Nov. 20, 2021 | #5 Villanova (N) | 7 points | L, 71-53 |
| Dec. 12, 2021 | #6 Arizona (H) | 3 points | W, 77-73 |
| Feb. 15, 2022 | #4 Kentucky (H) | 14 points | W, 76-63 |
| Feb. 26, 2022 | #3 Auburn (H) | 13 points | W, 67-62 |
| March 12, 2022 | #5 Kentucky (N) | 11 points | W, 69-62 |
| Nov. 25, 2022 | #3 Kansas (N) | 14 points | W, 64-50 |
| Dec. 17, 2022 | #9 Arizona (A) | 21 points | L, 75-70 |
| Jan. 28, 2023 | #10 Texas (H) | 22 points | W, 82-71 |
| Feb. 15, 2023 | #1 Alabama (H) | 15 points | W, 68-59 |
| Nov. 21, 2023 | #2 Purdue (N) | 5 points | L, 71-67 |
| Nov. 22, 2023 | #1 Kansas (N) | 0 points | L, 69-60 |
| Feb. 3, 2024 | #10 Kentucky (A) | 26 points | W, 103-92 |
| March 31, 2024 | #3 Purdue (N) | 9 points | L, 72-66 |

## ZEIGLER FAMILY RELOCATED TO ROCKY TOP FOLLOWING TRAGEDY

- On 2/26/22, **Zakai Zeigler's** mother's apartment complex in Queens, N.Y., was destroyed by a fire. His mother, **Charmane Zeigler**, and Zakai's special-needs nephew, Nori, whom Charmane is raising, lost everything.
- On 3/2/22, aided by Tennessee Athletics' compliance office and administration, Zeigler launched a GoFundMe fundraiser. UT fans collectively donated over $363,000 in under 24 hours.
- That summer, thanks to the generosity of Volunteer fans, Charmane and Nori permanently relocated to Knoxville, Tenn.

## ZZZ TRACKING

- **Zakai Zeigler** ranks top-four at Tennessee in five career leaderboards, as well as top-10 in two others.

**ASSISTS**

| | | | | |
|---|---|---|---|---|
| 1 | 715 | Johnny Darden | 109 GP | 1975-79 |
| 2 | 577 | C.J. Watson | 119 GP | 2002-06 |
| ***3*** | ***571*** | ***Zakai Zeigler*** | ***113 GP*** | ***2021-25*** |
| 4 | 525 | Rodney Woods | 76 GP | 1972-75 |
| 5 | 509 | Tony Harris | 121 GP | 1997-01 |

**ASSISTS PER GAME**

| | | | | | |
|---|---|---|---|---|---|
| 1 | 6.91 | Rodney Woods | 525 AST | 76 GP | 1972-75 |
| 2 | 6.56 | Johnny Darden | 715 AST | 109 GP | 1975-79 |
| 3 | 5.11 | LaMarcus Golden | 291 AST | 57 GP | 1992-94 |
| ***4*** | ***5.05*** | ***Zakai Zeigler*** | ***571 AST*** | ***113 GP*** | ***2021-25*** |
| 5 | 4.85 | C.J. Watson | 577 AST | 119 GP | 2002-06 |

**ASSIST/TURNOVER RATIO (min. 2.0 APG & 40 GP)**

| | | | | | |
|---|---|---|---|---|---|
| 1 | 2.70 | Jordan Bone | 405/150 | 95 GP | 2016-19 |
| ***2*** | ***2.34*** | ***Zakai Zeigler*** | ***571/244*** | ***113 GP*** | ***2021-25*** |
| 3 | 2.20 | Jon Higgins | 352/160 | 124 GP | 1999-03 |
| 4 | 2.144 | Dane Bradshaw | 386/180 | 124 GP | 2003-07 |
| 5 | 2.142 | Bobby Maze | 227/106 | 71 GP | 2008-10 |

**STEALS**

| | | | | |
|---|---|---|---|---|
| 1 | 212 | Santiago Vescovi | 149 GP | 2019-24 |
| 2 | 211 | Vincent Yarbrough | 127 GP | 1998-02 |
| ***3*** | ***202*** | ***Zakai Zeigler*** | ***113 GP*** | ***2021-25*** |
| 4 | 198 | C.J. Watson | 119 GP | 2002-06 |
| 5 | 193 | Chris Lofton | 128 GP | 2004-08 |

**STEALS PER GAME**

| | | | | | |
|---|---|---|---|---|---|
| 1 | 2.42 | LaMarcus Golden | 138 STL | 57 GP | 1992-94 |
| 2 | 2.18 | Kennedy Chandler | 74 STL | 34 GP | 2021-22 |
| 3 | 2.09 | Clarence Swearengen | 121 STL | 58 GP | 1987-89 |
| ***4*** | ***1.79*** | ***Zakai Zeigler*** | ***202 STL*** | ***113 GP*** | ***2021-25*** |
| 5 | 1.66 | C.J. Watson | 198 STL | 119 GP | 2002-06 |

**POINTS/ASSISTS DOUBLE-DOUBLES**

| | | | | |
|---|---|---|---|---|
| ***1*** | ***10*** | ***Zakai Zeigler*** | ***113 GP*** | ***2021-25*** |
| 2 | 5 | Rodney Woods | 76 GP | 1972-75 |
| 3 | 3 | Jordan Bone | 95 GP | 2016-19 |
| | 3 | Tyrone Beaman | 121 GP | 1980-84 |
| 5 | 2 | Kennedy Chandler | 34 GP | 2021-22 |
| | 2 | Tony Harris | 121 GP | 1997-01 |
| | 2 | Fred Jenkins | 110 GP | 1983-87 |
| | 2 | Johnny Darden | 109 GP | 1975-79 |

***Zeigler also has one with points and rebounds. He is among 37 all-time Vols with 11-plus double-doubles.***

**3-POINTERS MADE**

| | | | | |
|---|---|---|---|---|
| 1 | 431 | Chris Lofton | 128 GP | 2004-08 |
| ... | | | | |
| 6 | 231 | Brandon Wharton | 115 GP | 1995-99 |
| 7 | 209 | Jon Higgins | 124 GP | 1999-03 |
| 8 | 196 | Josiah-Jordan James | 144 GP | 2019-24 |
| ***9*** | ***187*** | ***Zakai Zeigler*** | ***113 GP*** | ***2021-25*** |
| 10 | 186 | Jordan Bowden | 132 GP | 2016-20 |

**3-POINT ATTEMPTS**

| | | | | |
|---|---|---|---|---|
| 1 | 1,021 | Chris Lofton | 128 GP | 2004-08 |
| ... | | | | |
| 6 | 597 | Josiah-Jordan James | 144 GP | 2019-24 |
| 7 | 578 | Brandon Wharton | 115 GP | 1995-99 |
| ***8*** | ***567*** | ***Zakai Zeigler*** | ***113 GP*** | ***2021-25*** |
| 9 | 546 | Jordan Bowden | 132 GP | 2016-20 |
| 10 | 525 | Jon Higgins | 124 GP | 1999-03 |

In addition, **Zakai Zeigler** ranks No. 44 on UT's career scoring list with 1,194 points. He is two behind No. 43 **Don Johnson** (1,196 from 1968-71), four behind No. 42 **Greg Bell** (1,198 from 1987-91), five behind No. 41 **Gary Carter** (1,199 from 1978-82), seven behind No. 40 **Howard Wood** (1,201 from 1977-1981), eight behind No. 39 **Len Kosmalski** (1,202 from 1971-74) and 18 behind No. 38 **Ed Wiener** (1,212 from 1951-55).

## ONE OF FIVE ... TWICE

- There are two different multi-faceted career achievements for which **Zakai Zeigler** is among only five players in program history to meet each threshhold. The full lists for each group are below.

**1,000 POINTS & 400 ASSISTS**

| *Zakai Zeigler* | *2021-pres.* | *1,194pts* | *571ast* |
|---|---|---|---|
| Santaigo Vescovi | 2019-24 | 1,540pts | 453ast |
| C.J. Watson | 2002-06 | 1,424pts | 577ast |
| Tony Harris | 1997-01 | 1,588pts | 509ast |
| Allan Houston | 1989-93 | 2,801pts | 460ast |

**1,000 POINTS, 300 ASSISTS & 150 STEALS**

| *Zakai Zeigler* | *2021-pres.* | *1,194pts* | *571ast* | *202stl* |
|---|---|---|---|---|
| Santaigo Vescovi | 2019-24 | 1,540pts | 453ast | 212stl |
| C.J. Watson | 2002-06 | 1,424pts | 577ast | 198stl |
| Brandon Wharton | 1995-99 | 1,651pts | 315ast | 150stl |
| Fred Jenkins | 1983-87 | 1,139pts | 388ast | 183stl |

- The only players on both lists—those possessing 1,000 points, 400 assists and 150 steals—are **Zakai Zeigler**, **Santiago Vescovi** and **C.J. Watson**. Zeigler reached that mark in his third season, while Vescovi did so in his fifth and Watson in his fourth.

## ACTIVE NCAA/SEC RANKINGS

- **Zakai Zeigler**, a true senior, is top-25 among active DI players, through 12/28/24, in five categories, including top-15 in four. All are listed below, along with his SEC ranking, which is top-two in each.
  - **9.** Assist/Turnover Ratio (2.34) | 2nd in SEC
  - **9.** Assists Per Game (5.05) | 1st in SEC
  - **11.** Total Assists (571) | 2nd in SEC
  - **14.** Total Steals (202) | 2nd in SEC
  - **25.** Steals Per Game (1.79) | 2nd in SEC
- The only SEC player above Zeigler in both assist/turnover ratio and total assists is Vanderbilt's **A.J. Hoggard**, a fifth-year who checks in with 2.38 and 653 marks, respectively.
- The lone SEC competitor above Zeigler in total steals is also a fifth-year, Mississippi State's **Cameron Matthews** with 221.
- Vanderbilt's **Chris Manon**, also a fifth-year, is the lone individual from the SEC above Zeigler in steals average, as he owns a 2.02 ledger.

## MAJOR MERITS

- In 2023-24, **Zakai Zeigler** won SEC Defensive Player of the Year honors, becoming third the individual under 6-foot to do so, joining LSU's **Tremont Waters** (2018-19) and Kentucky's **Tyler Ulis** (2015-16).
- Zeigler also earned SEC All-Defensive Team status for the third straight year, becoming the fourth player in league history to do so. The others are Ole Miss' **Reginald Buckner** (2010-13), Vanderbilt's **Jeffrey Taylor** (2009-12) and Mississippi State's **Jarvis Varnado** (2007-10).
- En route to leading the SEC in assists average for the second year in a row—he is just the 10th player in league history to do so, including the second Volunteer—Zeigler was named First Team All-SEC by the league's coaches and Second Team All-SEC by the Associated Press. It marked the second straight year Zeigler garnered those exact distinctions.
- Also for the second year in a row, Zeigler was among 10 select semifinalists for the Naismith Defensive Player of the Year and among 25 Lefty Driesell Defensive Player of the Year finalists.
- Zeigler earned Bob Cousy Award Midseason Top 10 List designation in 2023-24, one of two SEC players to do so, alongside Texas A&M's **Wade Taylor IV**.
- Finally, Zeigler was named to the NCAA Midwest Region All-Tournament Team after helping UT to its second Elite Eight bid. He is one of five players in UT history to receive NCAA All-Tournament plaudits.

# GAME-BY-GAME TIDBITS (NOTES ACCURATE AS OF DATE OF GAME)

## STRONG START

- The Volunteers defeated Gardner-Webb (11/4/24) to begin the season, improving to 35-3 (.921) all-time in home openers at Food City Center, dating to its opening in 1987-88. They are 32-1 (.970) in their last 33 such games and 9-1 (.900) under Barnes.
- Tennessee has won its last four season openers by a combined 114 points, an average of 28.5 per game.

## CONTAINED THE CARDINALS

- The Volunteers improved to 6-2 in their last eight road openers with a wire-to-wire 77-55 triumph at Louisville (11/14/24). UT started 10-of-16 from 3-point range and finished 10-of-19. The Cardinals shot 16-of-60 (26.7 percent) overall, the eighth-lowest mark by a UT foe in **Rick Barnes**' tenure, including 10-of-39 (25.6 percent) from deep.
- The victory was the program's third by 20-plus in a non-conference road game over the past 49 seasons, joining a 68-45 decision at Iowa State (1/27/18) and a 76-50 win at Pittsburgh (12/4/99).

## 60/40/80

- In a victory over Montana (11/13/24), Tennessee shot 60.8 percent (31-of-51) from the floor, 42.9 percent (9-of-21) beyond the arc and 84.0 percent (21-of-25) at the line. It marked first time the Volunteers had a 60/40/80 shooting line with five-plus makes in each area over the last 20 seasons (2005-25).

## CENTURY MARK AND MUCH MORE

- In its 103-68 win over Austin Peay (11/17/24), UT tied its second-highest point total under **Rick Barnes**.
- The Volunteers had six double-digit scorers for the first time since 12/4/22, including five with 12-plus for the first time since 2/1/22.
- **Igor Miličić Jr.**, became the third Volunteer in the last 20 seasons (2005-25) with 23 points, nine rebounds, four assists and two blocks in a game, joining **Admiral Schofield** (1/29/19) and **Grant Williams** (11/21/18), both in 2018-19.
- **Zakai Zeigler** became the second Vol in those same 20 years to notch 19 points, eight rebounds, three rebounds, one steal and one block, alongside **Trae Golden** (11/11/11). Zeigler, who became the fifth Vol to eclipse 500 career assists in the win, shot 7-of-8 from the field, making him the first UT guard to shoot 85.0 percent on at least eight attempts since **Admiral Schofield** (12/29/18).
- Tennessee opened 18-of-21 from the field and finished the first half 19-of-27 (70.4 percent), its first time eclipsing 70.0 percent in a session since 1/3/23
- The Vols had 10 blocks and 10 steals in the win, their third time doing so in the last 20 seasons (2005-25).

## VICTORY OVER VIRGINIA

- Tennessee won, 64-42,against Virginia (11/21/24) in the Baha Mar Championship opener. It marked the 20th time UT has held its foe to 45 or fewer points under Rick Barnes, including the ninth time versus a Power Six foe. The 42 points tied for the eighth-fewest by a UT foe in the Barnes era, matching the second-lowest point total by a Power Six team.

## BAYLOR BEATDOWN

- The Volunteers earned a 77-62 triumph over #13/14 Baylor (11/22/24) to win the Baha Mar Championship, its 15th non-home in-season tournament crown. The victory was Tennessee's fourth by 15-plus against an AP top-15 foe under **Rick Barnes**.
- UT raced out to a 42-14 advantage and led 47-20 at halftime behind 25 points from **Chaz Lanier**, who was then 7-of-8 from deep. The 25 points were two shy of the most in a half by a Vol in Barnes' tenure, while the seven 3-pointers (his final total) matched the fifth-most ever by a UT player in a game.

## HISTORIC HAPPENINGS

- Tennessee won by 43 points, 78-35, against UT Martin (11/27/24) to cap the opening month.
- UT Martin's 35 points set a record for the fewest scored by a Tennessee opponent in the shot-clock era (since 1985-86). It was the lowest total by a UT foe since 12/15/73 when Temple scored just six points against the Volunteers.
- Only four prior times in the shot-clock era has Tennessee allowed below 40 points in a contest: 36 versus UNC Greensboro (12/11/21), 38 versus Appalachian State (12/15/20), 38 versus Vanderbilt (3/1/14) and 37 at Georgetown (11/30/12).
- The Skyhawks' 35 points marked the fewest ever in the 38-year history of Food City Center, breaking the record of 36 by UNC Greensboro on 12/11/21. Their 22.6 percent (12-of-53) field-goal clip finished just shy of the lowest mark by a DI team in the venue, as Morehead State put up a 22.1 percent (15-of-68) ledger on 12/7/94. The 12 field goals tied for the second-fewest allowed in arena history, trailing only the 11 by Vanderbilt on 3/1/14.
- The victory was UT's 26th by 40-plus in the shot-clock era, including its 22nd versus a DI team and its 14th in **Rick Barnes**' 10-year tenure (13th versus DI).
- It marked the third time UT has held its foe under 23.0 percent shooting under Barnes after doing so once in the prior 10 years.

## CHALLENGE ACCEPTED

- The Volunteers claimed a 96-70 victory over Syracuse (12/3/24) in the SEC/ACC Challenge, leading by as many as 32 points and never trailing after facing an early 2-0 deficit.
- Playing its 600th all-time game at Food City Center, which opened in 1987-88, Tennessee moved to 458-142 (.763) in the venue. It also logged its first sellout of the season and 46th all-time, including its 43rd since the 2007-08 capacity reduction.
- Facing a school from his home state, **Zakai Zeigler** moved into the top 10 on Tennessee's all-time made 3-pointers list and into the top three on the career steals leaderboard.
- The SEC went on to win the Challange, 14-2, including claiming each of the first nine games.

## PROGRAM FIRSTS

- Tennessee earned its first Jimmy V Classic victory with a 75-62 decision over Miami (12/10/24) at Madison Square Garden, improving to 8-12 (7-9 in neutral-site matchups) at the famed arena.
- The Volunteers took the floor as the No. 1 team in the AP Poll. It marked their first time doing so in a non-conference game before the start of SEC play, as well as their first time doing so at a neutral site.
- Playing approximately 38 miles from his hometown, **Zakai Zeigler** recorded his ninth-career double-double with 13 points and a game-best 10 assists.

## BUZZER-BEATER IN CHAMPAIGN

- Playing a non-conference true road game as the No. 1 team in the AP Poll for the first time ever, the Volunteers notched a 66-64 decision at Illinois (12/14/24). **Jordan Gainey** dropped in a coast-to-coast driving layup as time expired to give his team the win after Illinois tied it with 5.7 ticks left.
- Tennessee's most recent buzzer-beating victory was on 11/30/19 against VCU in the Emerald Coast Classic in Niceville, Fla., off a corner 3-pointer by **Lamonté Turner** for a 72-69 triumph.
- Gainey tallied 23 points to set a new high as a Vol and lead Tennessee in scoring for the first time. He had 18 points in just the final 14 minutes.
- **Zakai Zeigler** and **Chaz Lanier** each fouled out in under 26 minutes of action and Gainey played point guard for nearly 14 minutes during a second half in which Tennessee had zero turnovers. It marked the third time—first in a true road game—in **Rick Barnes**' tenure UT played a full half with no giveaways.
- The Volunteers limited the Fighting Illini to 15-of-51 (29.4 percent) shooting, conceding just 34 points from the floor and only 12 from beyond the arc, where Illinois went 4-of-23 (17.4 percent).
- Tennessee (20-of-28) and Illinois (30-of-36) combined to shoot 50-of-64 at the line in the game, including 34-of-45 in the first half alone.
- After trailing by no more than three points and for a total of just 6:38 in its first nine games, the Volunteers faced an 8-0 deficit to start the game and trailed by six with under 10 minutes to go. They were behind for 23:49, but clawed back to win.

## WIN OVER WESTERN CAROLINA

- The Volunteers moved to 11-0 for the fourth time ever with a 48-point triumph, 84-36, over Western Carolina (12/17/24). After facing a 9-3 deficit to begin the game, they outscored the Catamounts by 54 in the final 36-plus minutes.
- The 48-point win marked the seventh-largest margin of victory for Tennessee in the last 50 seasons (1975-2025), inclduing the sixth-largest against a Division I team and third-largest of the last 15 years (2010-25).
- Western Carolina's 36 points tied for the second-fewest by a Tennessee foe in the last 50 years (1975-2025). It marked the second time in three weeks UT held its opponent to three-dozen or fewer points (35 on 11/27/24 against UT Martin) after doing so just once the rest of that 50-year stretch (36 on 12/11/21 versus UNC Greensboro).
- The Catamounts, who shot just 13.5 percent (5-of-37) in the first half and did not make a 2-pointer (0-of-9), finished the night with a 21.9 percent (14-of-64) ledger. It marked the second-lowest clip by a Tennessee opponent in the last 20 seasons (2005-25) behind only the 20.9 percent (14-of-67) tally by Lenoir-Rhyne, a DII school, on 11/6/18. UT forced 16 consecutive missed field goals and did not allow a point for 10:20.
- Tennessee had 17 steals, matching its top figure in the last 15 years (2010-25). It recorded that mark on 1/5/22 in an overtime game against Ole Miss and on 11/7/22 versus Tennessee Tech.
- **Jordan Gainey** (five), **Jahmai Mashack** (five) and **Chaz Lanier** (four) became the first Tennessee trio with four-plus steals in a game since 11/27/07 against North Carolina A&T. Gainey tied a career high, while Mashack set a new top mark.
- **Zakai Zeigler** had a career-high 10 rebounds, all in the first half, to go with 10 points and nine assists. He finished one assist shy of the second triple-double in program history.

## MAKE IT A DOZEN

- Tennessee improved to 12-0 for the third time ever and first in 102 seasons with an 84-68 victory against Middle Tennessee State (12/23/24).
- After trailing at halftime for the first time all season, 40-34, UT outscored the Blue Raiders by 24 points and doubled them up, 48-24, after the break.
- **Zakai Zeigler** recorded 17 points and a career-high 15 assists to give him back-to-back double-doubles for the first as a collegian. He tied for the fifth-most single-game assists ever by a Volunteer, notched the top mark by a UT player since 2/28/87 and became the third SEC competitor in the last 20 seasons (2005-25) with a 15-point, 15-assist showing.

## 2023-24 CONFERENCE CROWN

- The Volunteers sealed the 2023-24 outright SEC regular season crown with a 66-59 victory at #17/16 South Carolina on 3/6/24 in the second-to-last game of the conference slate.
- The decision marked Tennessee's third straight AP top-25 win in as many outings, a first in program history, and all were over top-20 foes. It also gave UT road victories over AP top-25 teams in back-to-back games for the first time.
- The triumph handed Tennessee its 11th SEC regular season title: 1935-36, 1940-41, 1942-43, 1966-67, 1971-72 (shared), 1976-77 (shared), 1981-82 (shared), 1999-2000 (shared four ways), 2007-08, 2017-18 (shared) and 2023-24.
- The Volunteers now own six outright regular season SEC titles: 1935-36, 1940-41, 1942-43, 1966-67, 2007-08 and 2023-24.
- Last year was the 13th season in which Tennessee has won at least one SEC title, as it also claimed the SEC Tournament crown in 1978-79 and 2021-22 after not placing first in the regular season.
- The Volunteers have now earned at least one of the SEC crowns—regular season or tournament—in three of the last seven seasons (2017-18, 2021-22 and 2023-24), all under **Rick Barnes**, after notching two in the prior 35 campaigns (1982-2017).
- Over the last seven seasons (2017-24), the only teams with at least two SEC regular season titles and/or three-plus SEC championships of any kind are Alabama, Auburn and Tennessee.

## 2023-24 ELITE EIGHT

- Second-seeded Tennessee advanced to the Elite Eight in 2024, marking the second such trip in program history (2010).
- The Volunteers beat No. 15-seeded Saint Peter's, 83-49, in the Round of 64 in a matchup between **Zakai Zeigler** and his half-brother **Armoni Zeigler**. They then earned a 62-58 win over seventh-seeded Texas, where **Rick Barnes** coached from 1998-2015, in the Round of 32. Both games took place at the Spectrum Center in Charlotte, N.C.
- Tennessee knocked off third-seeded and No. 11-ranked Creighton, 82-75, in the Sweet 16 at Little Caesars Arena in Detroit despite five-year starter **Santiago Vescovi** missing the game with an illness.
- **Dalton Knecht** set a UT record in NCAA Tournament play with 37 points in the Elite Eight against top-seeded, third-ranked Purdue, but Tennessee fell just short, 72-66, in Detroit.

## VARIETY OF VICTORIES IN 2023-24

- The Volunteers posted 27 wins last year, their fifth time ever hitting that mark. Three of those campaigns have come in the last six seasons under **Rick Barnes**.
- Tennessee had 24 regular season triumphs, tying the 1999-2000 season for the third-most in program history. It won 28 in 2007-08 and 27 in 2018-19. Two of UT's top four marks all-time are under Barnes.
- The Vols finished with eight true road wins last season, matching 2017-18 and 1999-2000 for the program's second-highest total ever. Only the 2007-08 team logged more, totaling nine.
- UT's 14 SEC victories put them in a five-way tie for their fourth-most ever. It claimed 16 such decisions in 1976-77, as well as 15 in both 2018-19 and 1966-67.
- With seven AP top-25 wins, UT tied the program record set in 2021-22. The Vols have won six-plus such games in three straight years after doing so just thrice previously (2006-07, 1999-2000 and 1976-77).
- UT notched four AP top-15 victories, tied for its third-most ever. It was the third straight year the Vols logged at least four after doing so just once previously. They had six in 2021-22, five in 2022-23 and four in 1976-77.

## ACADEMIC ACCOLADES

- In each of the last three years, Tennessee has earned the NABC's Team Academic Excellence Award (3.0+ GPA). UT had a 3.28 mark in 2021-22, a 3.33 ledger in 2022-23 and a 3.32 GPA in 2023-24.
- The Volunteers have also posted a perfect 1000 multi-year APR in each of the last three years.
- Six Vols made the NABC Honors Court in 2023-24, including **Grant Hurst** and **Jahmai Mashack**. Eight UT players were on the 2023-24 SEC Winter Honor Roll, including Hurst, Mashack and **Zakai Zeigler**.
- During the 2023 fall semester, UT posted a 3.39 GPA, its best mark ever in a single semester.

## CULTURE WINS

- Tennessee athletic trainer **Chad Newman** is in his 29th year with the men's basketball program. His daughter, **Natalie Newman**, was the lead in the play, "Mary Poppins," at Bearden High School.
- Twelve UT players, head coach **Rick Barnes**, several other staff members and VFL **John Fulkerson** (2016-22) attended the opening night (11/14/24) of the play. Afterwards, the team presented Natalie with a flower bouquet.

## FAMILY TIES

- The Tennessee women's basketball team signed five top-60 recruits in the class of 2025, including **Lauren Hurst**. The four-star forward is the younger sister of UT men's basketball player **Grant Hurst**.

## WELCOME TO ROCKY TOP

- Tennessee inked two consensus four-star, top-105 recruits on 11/13/24 to open the early signing period.
- **DeWayne Brown II** is a 6-9 forward out of Hoover, Ala. He has led Hoover High School to back-to-back 7A state championships, winning MVP of the state tournament in 2023-24.
- **Amari Evans** is a 6-5 guard from Pittsburgh, Pa., who attends Overtime Elite in Atlanta. He was the 2023-24 OTE Defensive Player of the Year and helped City Reapers win the league title.

## BRINGING IN BURGER BOYS

- For the first time since 2018-19, Tennessee does not have a McDonald's All-American.
- **Rick Barnes** signed at least one each year from 2019-22 after UT had two total in the prior 20 years (1999-2018) and eight ever. Three of four were one-and-done NBA draftees, with two going first-round.
- Barnes has coached 20 McDonald's All-Americans in his career, signing 19 out of high school.

## KD'S COACH

- **Rick Barnes** is one of only four active college head coaches who has developed an NBA MVP, as **Kevin Durant**, his protégée at Texas, claimed the award in 2014. He is joined on the list by Arkansas' **John Calipari (Derrick Rose** [Memphis], 2011), Kansas' **Bill Self** (**Joel Embiid**, 2023) and Santa Clara's **Herb Sendek (James Harden** [Arizona State], 2018), the latter of whom was Barnes' assistant at Providence in 1988-89.
- Barnes and Missouri State's **Cuonzo Martin** are the only active DI coaches who have coached an NBA Finals MVP. Barnes coached Durant (2017, 2018) at Texas, while Martin coached **Jaylen Brown** (2024) at Cal. Martin served as the head coach at Tennessee from 2011-14.
- The only active DI head coaches who have coached an NBA All-Star Game MVP are Barnes and Arkansas' **John Calipari**. Durant (2012, 2019) played for Barnes at Texas, while **Anthony Davis** (2017) played for Calipari at Kentucky.
- Barnes and Calipari are also the only active DI coaches who had multiple players win medals at the Paris 2024 Olympics. For Barnes, Durant won gold with the USA and **Uroš Plavšić** claimed bronze with Serbia, becoming the third men's basketball medalist in Tennessee history. For Calipari, a trio of former Kentucky players won gold with the USA: Davis, **Bam Adebayo** and **Devin Booker**.

## RAISING MONEY FOR MONEY

- Montana guard **Money Williams** scored 30 points at Tennessee on 11/13/24, becoming the third visitor to do so in **Rick Barnes**' tenure.
- After the game, *Knoxville News Sentinel* writer **Mike Wilson** tweeted a GoFundMe link set up by Williams and his family to raise money after the tragic passing of both his parents in under a year.
- At the time of the tweet, the fundraiser had approximately $72,000. Once Vol Nation saw it, hundreds began to donate, as did fans of other teams such as Oregon, a recent Montana opponent.
- Five days after Wilson's tweet, the total was almost $132,000, largely due to the kindness of UT fans.

## 2023-24 FINAL SEC STANDINGS

| SCHOOL | SEC | Pct. | H | A | ALL | Pct. | H | A | N | AP/CO/KP | Post. |
|---|---|---|---|---|---|---|---|---|---|---|---|
| **Tennessee*** | **14-4** | **.778** | **7-2** | **7-2** | **27-9** | **.750** | **14-2** | **8-3** | **5-4** | **5/5/5** | **Elite 8** |
| Kentucky | 13-5 | .722 | 7-2 | 6-3 | 23-10 | .697 | 14-4 | 7-3 | 2-3 | 20/19/23 | Rd 64 |
| Alabama | 13-5 | .722 | 8-1 | 5-4 | 25-12 | .676 | 14-2 | 5-5 | 6-5 | T-3/4/14 | Final 4 |
| Auburn^ | 13-5 | .722 | 8-1 | 5-4 | 27-8 | .771 | 15-1 | 5-5 | 7-2 | 18/17/4 | Rd 64 |
| South Carolina | 13-5 | .722 | 6-3 | 7-2 | 26-8 | .765 | 14-3 | 8-3 | 4-2 | 25/23/54 | Rd 64 |
| Florida | 11-7 | .611 | 8-1 | 3-6 | 24-12 | .667 | 14-1 | 3-7 | 7-4 | RV/RV/26 | Rd 64 |
| Texas A&M | 9-9 | .500 | 5-4 | 4-5 | 21-15 | .583 | 10-5 | 6-6 | 5-4 | RV/RV/35 | Rd 32 |
| LSU | 9-9 | .500 | 6-3 | 3-6 | 17-16 | .515 | 12-6 | 3-7 | 2-3 | NR/NR/95 | NIT R1 |
| Mississippi State | 8-10 | .444 | 6-3 | 2-7 | 21-14 | .600 | 11-4 | 2-8 | 8-2 | NR/NR/34 | Rd 64 |
| Ole Miss | 7-11 | .389 | 5-4 | 2-7 | 20-12 | .625 | 14-4 | 4-7 | 2-1 | NR/NR/86 | N/A |
| Georgia | 6-12 | .333 | 3-6 | 3-6 | 20-17 | .541 | 13-6 | 6-6 | 1-5 | NR/NR/84 | NIT R4 |
| Arkansas | 6-12 | .333 | 4-5 | 2-7 | 16-17 | .485 | 12-6 | 2-7 | 2-4 | RV/NR/108 | N/A |
| Vanderbilt | 4-14 | .222 | 3-6 | 1-8 | 9-23 | .281 | 8-10 | 1-9 | 0-4 | NR/NR/183 | N/A |
| Missouri | 0-18 | .000 | 0-9 | 0-9 | 8-24 | .250 | 6-11 | 2-10 | 0-3 | NR/NR/145 | N/A |

** = SEC regular season champion* *^ = SEC Tournament champion*
*AP/CO/KP = AP Poll / Coaches Poll / KenPom*
*Teams with identical league records are sorted based off SEC Tournament seeding*

# THOMPSON-BOLING ARENA AT FOOD CITY CENTER

CAPACITY: **21,678** | OVERALL RECORD IN 38 SEASONS AT THOMPSON-BOLING ARENA AT FOOD CITY CENTER: **460-142 (.764)**

## FACILITIES NOTES

### ELITE ATTENDANCE

- Each of the last five non-COVID-impacted seasons, Tennessee placed top-five nationally in average home attendance. The Vols drew an average of 19,664 fans last year, fourth-most in the country.

**2023-24 AVERAGE HOME ATTENDANCE LEADERS**

| | | | |
|---|---|---|---|
| 1. North Carolina | 20,593 | 6. Creighton | 17,269 |
| 2. Syracuse | 20,288 | 7. Indiana | 16,468 |
| 3. Kentucky | 19928 | 8. Marquette | 16,307 |
| ***4. Tennessee*** | ***19,664*** | 9. Kansas | 16,300 |
| 5. Arkansas | 19,106 | 10. BYU | 15,689 |

- The Volunteers have ranked top-20 in attendance for 19 consecutive years, 12 times finishing top-five.
- Tennessee's total number of season tickets sold this year (14,500) exceeded the average home attendance of all but 15 DI programs.
- Four of the six largest regular season single-game attendance totals in 2023-24 were in Knoxville.

**2023-24 SINGLE GAME LARGEST CROWDS (reg. season)**

| | | |
|---|---|---|
| 1. Notre Dame at Syracuse | 2/24/24 | 25,194 |
| 2. Clemson at Syracuse | 2/10/24 | 23,050 |
| ***3. Auburn at Tennessee*** | ***2/28/24*** | ***22,547*** |
| ***4. Texas A&M at Tennessee*** | ***2/24/24*** | ***22,322*** |
| ***5. Kentucky at Tennessee*** | ***3/9/24*** | ***22,206*** |
| ***6. Ole Miss at Tennessee*** | ***1/6/24*** | ***21,932*** |

### NEARLY HALF A MILLION

- Tennessee posted the highest combined MBB/WBB attendance (451,142) in DI in 2022-23. In 2023-24, UT placed third (447,813), despite just 31 total games.

**2023-24 COMBINED BASKETBALL ATTENDANCE**

| Rank | School | Games | Total |
|---|---|---|---|
| 1 | South Carolina | 34 | 500,880 |
| 2 | Indiana | 35 | 472,132 |
| ***3*** | ***Tennessee*** | ***31*** | ***447,813*** |
| 4 | Arkansas | 35 | 411,688 |
| 5 | Iowa | 33 | 407,958 |

### HOME HOOPS DURING THE BARNES ERA

- UT is 129-24 (.843) at Food City Center under **Rick Barnes**, including 61-20 (.753) in SEC play.
- Barnes has led the Vols to a 17-7 (.708) home record against AP top-25 foes, including a 14-6 (.700) mark versus top-20 teams, an 11-4 (.733) ledger against the top 15, a 7-1 (.875) tally versus top-10 opponents and a perfect 5-0 record against the top five.
- The Vols won 12 straight home games versus ranked teams, an SEC record per CBS Sports, from 1/30/21 to 2/28/24. That is the longest streak in DI since Kansas notched 17 in a row from 1/11/14 to 2/13/17.

### 20,000 STRONG

- In **Rick Barnes**' nine seasons, Tennessee has played in front of a home crowd of at least 20,000 on 39 occasions (30-9), with 27 sellouts (21-6).
- In 2022-23, the Volunteers had five sellout crowds, at the time tying an arena single-season record.
- UT well eclipsed that mark last season by selling out eight home games, its most ever at Food City Center: Illinois (12/9/23), Ole Miss (1/6/24), Alabama (1/20/23), LSU (2/7/24), Vanderbilt (2/17/24), Texas A&M (2/24/23), Auburn (2/28/24) and Kentucky (3/9/23). Four of those were over-capacity crowds, with the last three above 22,000.

**AVG. HOME ATTENDANCE DURING THE BARNES ERA**

| Season | Average | NCAA Rank |
|---|---|---|
| 2015-16 | 14,233 | No. 17 |
| 2016-17 | 13,637 | No. 20 |
| 2017-18 | 16,210 | **No. 8** |
| 2018-19 | 19,034 | **No. 4** |
| 2019-20 | 18,990 | **No. 4** |
| 2020-21 | 4,191 (COVID-19) | N/A |
| 2021-22 | 18,202 | **No. 5** |
| 2022-23 | 18,781 | **No. 5** |
| 2023-24 | 19,664 | **No. 4** |

### SEASON TICKETS EXCEED 13K AGAIN

- For the sixth straight full-capacity season, Tennessee has sold over 13,000 season tickets. The Vols sold out of the full allotment of 14,500 this year.

### NATION'S MOST PASSIONATE FANS

- In both 2022-23 and 2023-24, Tennessee was the only school in America to rank in the top 10 in average home attendance for football, men's basketball and women's basketball.
- In 2023-24, Tennessee totaled 1,161,218 fans across the three sports, good for the highest mark in the country. It placed over 96,000 above second-place LSU despite hosting six fewer games.
- Tennessee's average attendance of 30,558 across the three sports in 2023-24 led the country and ranked over 3,500 above second-place Michigan.
- In 2023-24, UT placed third and fourth, respectively, in football total and average attendance, making it the only school top-five in football and men's basketball. It ranked ninth and seventh, respectively, in women's basketball.

### ONE FLY, WE ALL FLY

- With approximately 14:00 left on on the clock, Tennessee executes its "One Fly, We All Fly" unified slam dunk, a tradition that started in 2018-19.
- Each game's dunker is determined by feel. His teammates circle the paint before he explodes toward the rim. When he takes flight, so do his teammates. As the ball is slammed and the Vols land in unison, UT fans let out a roar. The Vols then briefly return to the locker room for final preparations.
- Teams from all levels of basketball across the globe—including multiple NBA teams (even **LeBron James** weighed in on Instagram)—have replicated "OFWAF," which is believed to have been named by VFL **Admiral Schofield**.

## LARGEST COLLEGE ARENAS

| Rank | Arena | School | Capacity | Location | League | On/Off |
|---|---|---|---|---|---|---|
| 1 | JMA Wireless Dome | Syracuse | 35,446 | Syracuse, N.Y. | ACC | On |
| 2 | Greensboro Coliseum | UNC Greensboro* | 23,000 | Greensboro, N.C. | SoCon | Off |
| 3 | KFC Yum! Center | Louisville | 22,090 | Louisville, Ky. | ACC | Off |
| 4 | Dean E. Smith Center | North Carolina | 21,750 | Chapel Hill, N.C. | ACC | On |
| **5** | **Food City Center** | **Tennessee** | **21,678** | **Knoxville, Tenn.** | **SEC** | **On** |
| 6 | Capital One Arena | Georgetown | 20,600 | Washington, D.C. | BIG EAST | Off |
| 7 | Rupp Arena | Kentucky | 20,500 | Lexington, Ky. | SEC | Off |
| 8 | Madison Square Garden | St. John's* | 19,812 | New York, N.Y. | BIG EAST | Off |
| 9 | PNC Arena | NC State | 19,700 | Raleigh, N.C. | ACC | Off |
| 10 | Bud Walton Arena | Arkansas | 19,368 | Fayetteville, Ark. | SEC | On |
| 11 | Marriott Center | BYU | 18,987 | Provo, Utah | Big 12 | On |
| 12 | Value City Arena | Ohio State | 18,809 | Columbus, Ohio | Big Ten | On |

Food City Center is the fifth-largest venue in the country, including third-largest among on-campus arenas. It is also the second-largest non-ACC facility in America, including the largest among the other Power Five conferences. It is one of just seven venues with over 20,000 seats.

One of the two schools with a larger arena, UNC Greensboro, only uses it part of the time, as it also has an on-campus facility. The same applies to St. John's, which ranks eighth with its off-campus venue.

# VOLS IN THE PROS

## EIGHT VOLS DRAFTED SINCE 2019

- Over the last six NBA Drafts (2019-24), eight Volunteers have been selected, the most in program history in a six-year span. The list includes four first-round picks.
- Three Volunteers were picked in the 2019 NBA Draft, matching the program record set in both 1977 and 1950 when the draft had double-digit rounds.
- Tennessee is one of just six schools with at least eight draftees in the last six years, alongside Duke, Connecticut, Gonzaga, Kentucky and Michigan. The Volunteers are also one of 15 teams with four-plus first-rounders in the past six drafts.
- Only six schools have produced an NBA draftee in at least five of the past six years. Tennessee joins Arkansas, Duke, Gonzaga, Kentucky, and USC on that list.
- Tennessee, Duke, Gonzaga and Kentucky are the lone four programs represented in at least five of the last six NBA Drafts while producing eight-plus total draftees.
- The eight Volunteers chosen in the past six years are guard **Dalton Knecht** (No. 17 in 2024), forward **Julian Phillips** (No. 35 in 2023), guard **Kennedy Chandler** (No. 38 in 2022), guard **Jaden Springer** (No. 28 in 2021), guard **Keon Johnson** (No. 21 in 2021), guard **Jordan Bone** (No. 57 in 2019), forward **Admiral Schofield** (No. 42 in 2019) and forward **Grant Williams** (No. 22 in 2019). Half of them—Phillips, Chandler, Springer and Johnson—were one-and-done collegians.
- Tennessee, Baylor, Connecticut, Duke, Gonzaga and Kentucky are the only schools with an NBA draftee in each of the past four years (2021-24).
- When **Rick Barnes** arrived on Rocky Top in 2015-16, only seven Vols had been picked in the prior 22 NBA Drafts (1994-2015), with just two in the first round.

## CRUSHING THE COMBINE

- Under the tutelage of UT Director of Sports Performance **Garrett Medenwald**, a Tennessee alum has posted the highest max vertical leap at three of the the last four NBA Combine. Twice, that individual also had the top standing vertical leap.
- In 2021, **Keon Johnson** set the all-time NBA Combine record in the max vertical leap at 48 inches, shattering the 20-year-old mark by 2.5 inches. **Kennedy Chandler** finished first in 2022 at 41.5, while **Julian Phillips** did so in 2023 at 43.
- Johnson (41.5) and Phillips (36) both ranked first in standing vertical leap, as did **Jordan Bone** (36) in 2019. That year, Bone also led the way in the shuttle run (2.78) and lane agility (9.97), while **Grant Williams** did so in max bench reps (20).
- Most recently, in 2024, **Dalton Knecht** paced all NBA Draft Combine partipants in the shuttle run (2.79), plus placed second in lane agility (10.56).
- Over the last six NBA Draft Combines, a Tennessee player has posted the No. 1 result among all participants in 10 different events: max vertical (3x), standing vertical (3x), shuttle run (2x), lane agility and max bench press.

## VOLS WELL REPRESENTED IN THE NBA

- **Tobias Harris** (2010-11) is in his 14th season in the NBA and the first year of his second stint with the Detroit Pistons, whom he signed a two-year, $52 million deal with in July 2024. He earned nearly $251 million in his first 13 years in the league, while averaging 16.3 PPG on 47.8 percent shooting for five franchises.
- **Josh Richardson** (2011-15) is in now in his 10th NBA season, including the second of his second stint with the Miami Heat. He totaled nearly $60 million in his first nine years, while putting up 11.6 PPG on 36.4 percent 3-point shooting for six organizations. He averaged 16.6 ppg for the Miami Heat in 2018-19.
- **Grant Williams** (2016-19) is now a sixth-year pro and is in his first full season with his hometown Charlotte Hornets. He is in the second season of a four-year, $53 million deal he inked with the Dallas Mavericks in July 2023. Williams averaged career highs in PPG (10.3), APG (2.3) and MPG (28.0) in 2023-24.
- **Keon Johnson** (2020-21) is a fourth-year pro in his second full season with the Brooklyn Nets. He made over $8 million and averaged 5.9 PPG in his first four seasons and signed a two-year, $4.5 million contract with Brooklyn in July 2024.
- **Jaden Springer** (2020-21) is coming off an NBA title with the Boston Celtics in 2023-24. He is the third Volunteer to win an NBA championship ring. Springer is in his fourth year in the league, including his first full season with Boston.
- **Julian Phillips** (2022-23) is in his second year in the NBA, all with the Chicago Bulls. He appeared in 40 games as a rookie and made $1.6 million.
- **Dalton Knecht** (2023-24) is a rookie with the Los Angeles Lakers. In his 11th official game, 11/13/24 against Memphis, he became the 19th NBA rookie ever to shoot 5-of-5 from deep. Six days later, he scored 37 points versus Utah and shot 9-of-12 beyond the arc to tie an NBA rookie record for made 3-pointers.
- Aided by seven Vols, tied for the fourth-most of any SEC team, there were 103 players from SEC schools on opening-day NBA rosters, 15 more than any other league. All but one 30 NBA team had an SEC player to start the season.

## FAMILIAR FACE IN THE FRONT OFFICE

- Tennessee all-time leading scorer **Allan Houston** (1989-93) is the VP for Player Leadership & Development for the New York Knicks, whom he has worked for in a variety of roles since 2008. He joined the Everything Orange podcast on 11/21/24.

# SUPERLATIVES

| **Jump Balls Controlled** | **S** |
|---|---|
| Tennessee | 6 |
| Opponents | 6 |

| **How Scored First Points** | **S** |
|---|---|
| Layup | 5 |
| 3-Pointer | 4 |
| Dunk | 1 |
| Free Throw | 1 |
| Jump-Shot | 1 |
| Hook/Over Shoulder | - |
| Tip-in | - |

| **Scored UT's First Points** | **S** | **UT** |
|---|---|---|
| Zakai Zeigler | 1 | 8 |
| Chaz Lanier | 4 | 4 |
| Igor Miličić Jr. | 4 | 4 |
| Felix Okpara | 2 | 2 |
| Jahmai Mashack | 1 | 2 |
| Jordan Gainey | - | 1 |

| **First Off UT Bench*** | **S** | **UT** |
|---|---|---|
| Jordan Gainey | 10 | 31 |
| Zakai Zeigler | - | 24 |
| Jahmai Mashack | - | 20 |
| Cade Phillips | 8 | 8 |
| J.P. Estrella | 1 | 1 |

| **"OFWAF" Dunk** | **S** | **UT** |
|---|---|---|
| *Cameron Carr* | *3* | *14* |
| Cade Phillips | 3 | 7 |
| Felix Okpara | 3 | 3 |
| Darlinstone Dubar | 1 | 1 |
| Chaz Lanier | 1 | 1 |
| Igor Miličić Jr. | 1 | 1 |
| J.P. Estrella | - | 1 |

| **Points Leader*** | **S** | **UT** |
|---|---|---|
| Zakai Zeigler | 1 | 17 |
| Chaz Lanier | 9 | 9 |
| Igor Miličić Jr. | 2 | 2 |
| Jordan Gainey | 1 | 1 |

| **Rebs. Leader*** | **S** | **UT** |
|---|---|---|
| Igor Miličić Jr. | 8 | 8 |
| Jahmai Mashack | 2 | 6 |
| Zakai Zeigler | 1 | 4 |
| Jordan Gainey | - | 2 |
| Felix Okpara | 1 | 1 |
| Cade Phillips | 1 | 1 |

| **Assists Leader*** | **S** | **UT** |
|---|---|---|
| Zakai Zeigler | 12 | 70 |
| Jahmai Mashack | - | 5 |
| Jordan Gainey | 1 | 2 |

| **Steals Leader*** | **S** | **UT** |
|---|---|---|
| Zakai Zeigler | 4 | 44 |
| Jahmai Mashack | 7 | 22 |
| Jordan Gainey | 2 | 7 |
| Chaz Lanier | 2 | 2 |
| Igor Miličić Jr. | 1 | 1 |

| **Blocks Leader*** | **S** | **UT** |
|---|---|---|
| Jahmai Mashack | 2 | 12 |
| Felix Okpara | 7 | 7 |
| Zakai Zeigler | 1 | 7 |
| Jordan Gainey | 4 | 5 |
| Igor Miličić Jr. | 3 | 3 |
| Cade Phillips | 3 | 3 |
| J.P. Estrella | 2 | 2 |
| Darlinstone Dubar | 1 | 1 |

| **Minutes Leader*** | **S** | **UT** |
|---|---|---|
| Zakai Zeigler | 9 | 40 |
| Igor Miličić Jr. | 2 | 2 |
| Jahmai Mashack | 1 | 1 |

** includes all ties (or multiple subs)*
*S = 2024-25 season*
*UT = Tennessee career*
*C = college career (includes prior DI school for transfers; only third and fourth columns)*

| **10+ Points** | **S** | **C** |
|---|---|---|
| Darlinstone Dubar | 1 | 73 |
| Jordan Gainey | 7 | 67 |
| Zakai Zeigler | 9 | 65 |
| Chaz Lanier | 11 | 48 |
| Igor Miličić Jr. | 6 | 37 |
| Felix Okpara | 5 | 17 |
| Jahmai Mashack | 2 | 11 |
| Cade Phillips | 3 | 3 |
| *Cameron Carr* | *1* | *1* |

| **20+ Points** | **S** | **C** |
|---|---|---|
| Chaz Lanier | 5 | 20 |
| Darlinstone Dubar | - | 16 |
| Jordan Gainey | 1 | 14 |
| Zakai Zeigler | - | 7 |
| Igor Miličić Jr. | 1 | 5 |

| **25+ Points** | **S** | **C** |
|---|---|---|
| Chaz Lanier | 3 | 11 |
| Darlinstone Dubar | - | 4 |
| Jordan Gainey | - | 3 |
| Zakai Zeigler | - | 2 |
| Igor Miličić Jr. | - | 1 |

| **30+ Points** | **S** | **C** |
|---|---|---|
| Chaz Lanier | - | 4 |
| Darlinstone Dubar | - | 2 |

| **10+ Rebounds** | **S** | **C** |
|---|---|---|
| Igor Miličić Jr. | 5 | 19 |
| Darlinstone Dubar | - | 10 |
| Felix Okpara | 1 | 8 |
| Chaz Lanier | - | 1 |
| Zakai Zeigler | 1 | 1 |

| **15+ Rebounds** | **S** | **C** |
|---|---|---|
| Igor Miličić Jr. | - | 1 |
| Felix Okpara | - | 1 |

| **10+ Assists** | **S** | **C** |
|---|---|---|
| Zakai Zeigler | 3 | 11 |

| **5+ Assists** | **S** | **C** |
|---|---|---|
| Zakai Zeigler | 11 | 56 |
| Jordan Gainey | - | 6 |
| Igor Miličić Jr. | 1 | 2 |
| Chaz Lanier | - | 2 |
| Jahmai Mashack | - | 2 |
| Darlinstone Dubar | - | 1 |

| **5+ Steals** | **S** | **C** |
|---|---|---|
| Zakai Zeigler | - | 4 |
| Jordan Gainey | 1 | 4 |
| Jahmai Mashack | 1 | 1 |
| Darlinstone Dubar | - | 1 |
| Chaz Lanier | - | 1 |

| **3+ Steals** | **S** | **C** |
|---|---|---|
| Zakai Zeigler | 3 | 31 |
| Jordan Gainey | 2 | 16 |
| Jahmai Mashack | 6 | 14 |
| Chaz Lanier | 2 | 7 |
| Darlinstone Dubar | - | 5 |
| Igor Miličić Jr. | - | 3 |

| **5+ Blocks** | **S** | **C** |
|---|---|---|
| Felix Okpara | - | 4 |
| Igor Miličić Jr. | - | 1 |

| **2+ Blocks** | **S** | **C** |
|---|---|---|
| Felix Okpara | 4 | 41 |
| Darlinstone Dubar | - | 19 |
| Igor Miličić Jr. | 3 | 12 |
| Jordan Gainey | 3 | 8 |
| Jahmai Mashack | - | 5 |
| Cade Phillps | 2 | 2 |
| *Cameron Carr* | *1* | *2* |
| Chaz Lanier | - | 2 |
| Zakai Zeigler | - | 1 |

| **Double-Doubles** | **S** | **C** |
|---|---|---|
| Igor Miličić Jr. | 2 | 13 |
| Zakai Zeigler | 3 | 11 |
| Darlinstone Dubar | - | 10 |
| Felix Okpara | 1 | 3 |
| Chaz Lanier | - | 1 |

| **Dunks** | **S** | **UT** |
|---|---|---|
| Felix Okpara | 23 | 23 |
| Cade Phillips | 17 | 19 |
| Igor Miličić Jr. | 10 | 10 |
| J.P. Estrella | 2 | 10 |
| Jahmai Mashack | - | 4 |
| Jordan Gainey | 2 | 5 |
| *Cameron Carr* | *2* | *3* |
| Darlinstone Dubar | 4 | 4 |
| Chaz Lanier | 2 | 2 |

| **Charges Drawn** | **S** | **UT** |
|---|---|---|
| Zakai Zeigler | - | 13 |
| Jahmai Mashack | - | 4 |

| **Floor Burns *(Diving Efforts)*** | **S** | **UT** |
|---|---|---|
| Zakai Zeigler | 5 | 40 |
| Jahmai Mashack | 3 | 31 |
| Jordan Gainey | 6 | 16 |
| Chaz Lanier | 4 | 4 |
| Igor Miličić Jr. | 3 | 3 |
| Felix Okpara | 2 | 2 |
| Bishop Boswell | 1 | 1 |
| Darlinstone Dubar | 1 | 1 |
| Gavin Paull | 1 | 1 |
| Cade Phillips | - | 1 |

| **Free Throws in Final Four Minutes & OT** | **S** | **UT** |
|---|---|---|
| Zakai Zeigler | 2-4 | 88-108 |
| Jahmai Mashack | - | 14-28 |
| *Cameron Carr* | *4-5* | *6-8* |
| Cade Phillips | 0-1 | 3-4 |
| Chaz Lanier | 2-2 | 2-2 |
| J.P. Estrella | - | 2-2 |
| Jordan Gainey | 5-8 | 6-9 |
| Darlinstone Dubar | 1-2 | 1-2 |
| ***TEAM*** | ***14-22*** | |

# SUPERLATIVES

**TENNESSEE'S RECORD WHEN...**

| CATEGORY | 24-25 | RB | ERA |
|---|---|---|---|
| At Home | 7-0 | 129 | 24 |
| On the road | 2-0 | 48 | 50 |
| At neutral sites | 3-0 | 37 | 27 |
| Going to overtime | 0-0 | 5 | 6 |
| Facing teams over .500 on gameday | 8-0 | 152 | 88 |
| Facing teams under .500 on gameday | 3-0 | 44 | 6 |
| Facing teams at .500 on gameday *(or 0-0)* | 1-0 | 18 | 7 |
| Facing AP top-5 opponents | 0-0 | 9 | 8 |
| Facing AP top-10 opponents | 0-0 | 13 | 13 |
| Facing AP top-15 opponents | 1-0 | 23 | 22 |
| Facing AP top-20 opponets | 1-0 | 31 | 29 |
| Facing AP top-25 oppopnents | 1-0 | 35 | 37 |
| Facing AP RV opponents | 3-0 | | |
| Ranked in AP top 5 | 5-0 | 41 | 12 |
| Ranked in AP top 10 | 6-0 | 85 | 25 |
| Ranked in AP top 15 | 12-0 | 111 | 34 |
| Ranked in AP top 20 | 12-0 | 142 | 47 |
| Ranked in AP top 25 | 12-0 | 163 | 52 |
| Receiving AP votes | 0-0 | | |
| Both teams are in AP top 5 | 0-0 | 0 | 3 |
| Both teams are in AP top 10 | 0-0 | 7 | 6 |
| Both teams are in AP top 15 | 1-0 | 14 | 9 |
| Both teams are in AP top 20 | 1-0 | 23 | 15 |
| Both teams are in AP top 25 | 1-0 | 29 | 22 |
| Both teams are unranked | 0-0 | 45 | 34 |
| Ranked in AP top 25, facing unranked opponent | 11-0 | 134 | 30 |
| Unranked, facing opponent in AP top 25 | 0-0 | 6 | 15 |
| Leading at halftime | 11-0 | 178 | 30 |
| Trailing at halftime | 1-0 | 30 | 64 |
| Tied at halftime | 0-0 | 6 | 7 |
| Leading by double digits at halftime | 8-0 | 102 | 3 |
| Trailing by double digits at halftime | 0-0 | 3 | 28 |
| Leading with 10:00 left in regulation | 11-0 | | |
| Trailing with 10:00 in regulation | 1-0 | | |
| Tied with 10:00 in regulation | 0-0 | | |
| Leading with 5:00 in regulation | 12-0 | | |
| Trailing with 5:00 in regulation | 0-0 | | |
| Tied with 5:00 in regulation | 0-0 | | |
| Leading with 2:00 in regulation | 11-0 | | |
| Trailing with 2:00 in regulation | 0-0 | | |
| Tied with 2:00 in regulation | 1-0 | | |
| Recording more rebounds | 10-0 | 160 | 29 |
| Opponent records more rebounds | 2-0 | 50 | 70 |
| Rebound total is the same | 0-0 | 4 | 2 |
| Recording 35 or more rebounds | 10-0 | 156 | 50 |
| Recording fewer than 35 rebounds | 2-0 | 58 | 51 |
| Recording more offensive rebounds | 7-0 | 110 | 55 |
| Opponent records more offensive rebounds | 4-0 | 86 | 41 |
| Offensive rebound total is the same | 1-0 | 18 | 5 |
| Recording 10 or more offensive rebounds | 7-0 | 148 | 72 |
| Recording fewer than 10 offensive rebounds | 5-0 | 66 | 29 |
| Recording more assists | 11-0 | 182 | 38 |
| Opponent records more assists | 0-0 | 21 | 55 |
| Assist total is the same | 1-0 | 11 | 8 |
| Recording 15 or more assists | 9-0 | 148 | 25 |
| Recording fewer than 15 assists | 3-0 | 66 | 76 |
| Committing fewer turnovers | 8-0 | 148 | 51 |
| Opponent commits fewer turnovers | 3-0 | 50 | 47 |
| Turnover total is the same | 1-0 | 16 | 3 |
| Committing fewer than 12 turnovers | 9-0 | 120 | 49 |
| Committing 12 or more turnovers | 3-0 | 94 | 52 |
| Recording a better assist/turnover ratio | 11-0 | 188 | 49 |
| Opponent records a better assist/turnover ratio | 1-0 | 25 | 52 |
| Assist/turnover ratio is the same | 0-0 | 1 | 0 |
| Recording assist/turnover ratio of 1.5 or better | 7-0 | 113 | 19 |
| Recording assist/turnover ratio below 1.5 | 5-0 | 101 | 82 |
| Recording more steals | 7-0 | 119 | 32 |
| Opponent records more steals | 5-0 | 63 | 59 |
| Steal total is the same | 0-0 | 32 | 10 |
| Recording 8 or more steals | 7-0 | 102 | 23 |
| Recording fewer than 8 steals | 5-0 | 112 | 78 |
| Recording more blocks | 10-0 | 158 | 41 |
| Opponent records more blocks | 0-0 | 30 | 44 |
| Block total is the same | 2-0 | 26 | 16 |
| Recording 5 or more blocks | 6-0 | 118 | 34 |
| Recording fewer than 5 blocks | 6-0 | 96 | 67 |
| Recording fewer personal fouls | 9-0 | | |
| Recording more personal fouls | 3-0 | | |
| Personal foul total is the same | 0-0 | | |
| Shooting better than opponent from the field | 12-0 | 178 | 19 |
| Opponent shoots better from the field | 0-0 | 36 | 81 |
| Shooting percentage from the field is the same | 0-0 | 0 | 1 |
| Shooting 50 percent or better from the field | 6-0 | 77 | 5 |
| Shooting 40-49.9 percent from the field | 4-0 | 102 | 39 |
| Shooting 30-39.9 percent from the field | 2-0 | 32 | 49 |
| Shooting under 30 percent from the field | 0-0 | 3 | 8 |
| Opponent shoots 50 percent or better from the field | 0-0 | 6 | 32 |
| Opponent shoots 40-49.9 percent from the field | 4-0 | 72 | 51 |
| Opponent shoots 30-39.9 percent from the field | 3-0 | 112 | 18 |
| Opponent shoots under 30 percent from the field | 5-0 | 24 | 0 |

**TENNESSEE'S RECORD WHEN...**

| CATEGORY | 24-25 | RB | ERA |
|---|---|---|---|
| Making more 3-pointers | 10-0 | 116 | 43 |
| Opponent makes more 3-pointers | 1-0 | 77 | 47 |
| Made 3-pointer total is the same | 1-0 | 21 | 11 |
| Shooting 35 percent or better on 3-pointers | 7-0 | 125 | 29 |
| Shooting under 35 percent on 3-pointers | 5-0 | 89 | 72 |
| Making more free throws | 9-0 | 140 | 24 |
| Opponent makes more free throws | 3-0 | 64 | 74 |
| Made free-throw total is the same | 0-0 | 10 | 3 |
| Recording more free-throw attempts | 9-0 | 131 | 26 |
| Opponent has more free-throw attempts | 3-0 | 75 | 72 |
| Attempted free-throw total is the same | 0-0 | 8 | 3 |
| Shooting 70 percent or better at the line | 9-0 | 145 | 59 |
| Shooting under 70 percent at the line | 3-0 | 69 | 42 |
| Scoring more points off turnovers | 11-0 | 160 | 45 |
| Opponent scores more points off turnovers | 1-0 | 48 | 52 |
| Points off turnovers total is the same | 0-0 | 6 | 4 |
| Scoring more paint points | 9-0 | 149 | 26 |
| Opponent scores more paint points | 2-0 | 52 | 71 |
| Paint point total is the same | 1-0 | 13 | 4 |
| Scoring more second-chance points | 7-0 | 132 | 43 |
| Opponent scores more second-chance points | 2-0 | 71 | 52 |
| Second-chance point total is the same | 3-0 | 11 | 6 |
| Scoring more fast-break points | 10-0 | 126 | 22 |
| Opponent scores more fast-break points | 2-0 | 71 | 69 |
| Fast-break point total is the same | 0-0 | 17 | 10 |
| Scoring more bench points | 6-0 | 130 | 45 |
| Opponent scores more bench points | 5-0 | 75 | 52 |
| Bench point total is the same | 1-0 | 9 | 4 |
| Six players score in double figures | 1-0 | 6 | 1 |
| Five players score in double figures | 2-0 | 27 | 5 |
| Four players score in double figures | 4-0 | 82 | 19 |
| Three players score in double figures | 3-0 | 70 | 45 |
| Two players score in double figures | 2-0 | 23 | 23 |
| One player score in double figures | 0-0 | 4 | 7 |
| Zero players score in double figures | 0-0 | 2 | 1 |
| Scoring under 50 points | 0-0 | 1 | 4 |
| Scoring between 50-59 points | 0-0 | 8 | 23 |
| Scoring between 60-69 points | 2-0 | 35 | 39 |
| Scoring between 70-79 points | 4-0 | 69 | 23 |
| Scoring between 80-89 points | 3-0 | 67 | 9 |
| Scoring between 90-99 points | 2-0 | 27 | 3 |
| Scoring 100 or more points | 1-0 | 7 | 0 |
| Opponent scores under 50 points | 3-0 | 32 | 0 |
| Opponent scores between 50-59 points | 2-0 | 56 | 7 |
| Opponent scores between 60-69 points | 6-0 | 74 | 18 |
| Opponent scores between 70-79 points | 1-0 | 39 | 37 |
| Opponent scores between 80-89 points | 0-0 | 10 | 31 |
| Opponent scores between 90-99 points | 0-0 | 3 | 6 |
| Opponent scores 100 or more points | 0-0 | 0 | 2 |
| Being the first team to score 10 points | 11-0 | | |
| Being the first team to score 20 points | 12-0 | | |
| Being the first team to score 30 points | 12-0 | | |
| Being the first team to score 40 points | 10-0 | | |
| Being the first team to score 50 points | 10-0 | | |
| Being the first team to score 60 points | 11-0 | | |
| Being the first team to score 70 points | 10-0 | | |
| Being the first team to score 80 points | 6-0 | | |
| Being the first team to score 90 points | 3-0 | | |
| Being the first team to score 100 points | 1-0 | | |
| Tipping off in morning *(before noon local)* | 0-0 | 4 | 7 |
| Tipping off in afternoon *(12-4:59 p.m. local)* | 4-0 | 61 | 41 |
| Tipping off in evening *(5 p.m. or later local)* | 8-0 | 149 | 53 |
| Playing in November | 7-0 | 44 | 14 |
| Playing in December | 5-0 | 47 | 12 |
| Playing in January | 0-0 | 50 | 25 |
| Playing in February | 0-0 | 43 | 30 |
| Playing in March | 0-0 | 30 | 20 |
| Playing on Weekdays | 9-0 | 134 | 45 |
| Playing on Weekends | 3-0 | 80 | 56 |
| Playing on Monday | 2-0 | 7 | 2 |
| Playing on Tuesday | 3-0 | 57 | 14 |
| Playing on Wednesday | 2-0 | 42 | 16 |
| Playing on Thursday | 1-0 | 13 | 5 |
| Playing on Friday | 1-0 | 15 | 8 |
| Playing on Saturday | 2-0 | 68 | 49 |
| Playing on Sunday | 1-0 | 12 | 7 |
| Wearing white uniforms | 8-0 | | |
| Wearing cream uniforms | 0-0 | | |
| Wearing orange uniforms | 3-0 | | |
| Wearing black uniforms | 1-0 | | |

**MARGIN OF VICTORY/DEFEAT**

| | 1 | 2 | 3 | 4 | 5 | 6 | 7 | 8 | 9 |
|---|---|---|---|---|---|---|---|---|---|
| Wins | - | 1 | - | - | - | - | - | - | - |
| Losses | - | - | - | - | - | - | - | - | - |

| | 10 | 11-15 | 16-19 | 20-24 | 25-29 | 30-34 | 35+ |
|---|---|---|---|---|---|---|---|
| Wins | - | 2 | 2 | 2 | 1 | - | 4 |
| Losses | - | - | - | - | - | - | - |

**LARGEST/SMALLEST POINT TOTALS**

**Most First-Half Points**
**Tennessee:** 52, vs. Austin Peay, 11/17/24
**Opponent:** 40, vs. Middle Tenn. State, 12/23/24
**UT Player:** Chaz Lanier, 25, vs. Baylor in Nassau, 11/22/24
**Opp. Player:** Camryn Weston, 17, vs. Middle Tenn., 12/23/24

**Fewest First-Half Points**
**Tennessee:** 22, vs. Virginia in Nassau, 11/21/24
**Opponent:** 15, vs. Western Carolina, 12/17/24

**Most Second-Half Points**
**Tennessee:** 52, vs. Montana, 11/13/24
**Opponent:** 42, vs. Baylor in Nassau, 11/22/24
**UT Player:** Jordan Gainey, 18, at Illinois, 12/14/24
Chaz Lanier, 18, vs. Virginia in Nassau, 11/21/24
**Opp. Player:** Norchad Omier, 17, vs. Baylor in Nassau, 11/22/24

**Fewest Second-Half Points**
**Tennessee:** 30, vs. Baylor in Nassau, 11/22/24
**Opponent:** 15, vs. UT Martin, 11/27/24

**Largest Halftime Lead**
**Tennessee:** 27 (47-20), vs. Baylor in Nassau, 11/22/24
**Opponent:** 6 (40-34), vs. Middle Tennessee, 12/23/24

**Largest Halftime Defict Overcome in a Victory**
**Tennessee:** n/a
**Opponent:** n/a

**Largest Comeback in a Victory**
**Tennessee:** 8 (8-0 in 1H), at Illinois, 12/14/24
**Opponent:** n/a

**Largest Margin of Victory**
**Tennessee:** 48 (84-36), vs. Western Carolina, 12/17/24
**Opponent:** n/a

**TEAM STREAKS**
**Overall:** Won 12
**Home:** Won 7
**Away:** Won 6
**Neutral:** Won 3

**SEC:** Lost 1
**SEC Home:** Lost 1
**SEC Away:** Won 4

**Non-Con:** Won 12
**Non-Con Home:** Won 35
**Non-Con Away:** Won 2
**Non-Con Neutral:** Won 3

**vs. AP Top Five:** Lost 3
**vs. AP Top 10:** Won 1
**vs. AP Top 25:** Won 1
**vs. Unranked:** Won 13

**Overtime:** Won 2

**Up at Half:** Won 29
**Down at Half:** Won 1
**Tied at Half:** Lost 2
**Up w/10m in Reg:** Won 35
**Down w/10m in Reg:** Won 1
**Up w/5m in Reg:** Won 41
**Down w/5m in Reg:** Lost 4
**Up w/2m in Reg:** Won 41
**Down w/2m in Reg:** Lost 5

**More Rebounds:** Won 13
**Fewer Rebounds:** Won 2
**More Off. Rebs.:** Won 10
**Fewer Off. Rebs.:** Won 4

**More Assists:** Won 11
**Fewer Assists:** Won 3

**Fewer TOs:** Won 8
**More TOs:** Won 5

**Better A/T Ratio:** Won 11
**Worse A/T Ratio:** Won 3

**More Steals:** Won 7
**Fewer Steals:** Won 5

**TEAM STREAKS**
**Better FG%:** Won 19
**Worse FG%:** Lost 1

**More 3PM:** Won 10
**Fewer 3PM:** Won 2
**Better 3P%:** Won 12
**Worse 3P%:** Won 2

**More FTM:** Won 30
**Fewer FTM:** Won 5
**More FTA:** Won 11
**Fewer FTA:** Won 4
**Better FT%:** Won 7
**Worse FT%:** Won 7

**4+ Score 10+:** Won 18
**3 Score 10+:** Won 6
**2 Score 10+:** Won 2
**0-1 Score 10+:** Lost 1

**Scoring <50:** Won 1
**Scoring 50+:** Won 12
**Scoring <60:** Lost 3
**Scoring 60+:** Won 12
**Scoring <70:** Won 2
**Scoring 70+:** Won 12
**Scoring <80:** Won 6
**Scoring 80+:** Won 8
**Scoring <90:** Won 9
**Scoring 90+:** Won 8

**Allowing <50:** Won 41
**Allowing 50+:** Won 9
**Allowing <60:** Won 40
**Allowing 60+:** Won 7
**Allowing <70:** Won 19
**Allowing 70+:** Won 1
**Allowing <80:** Won 12
**Allowing 80+:** Lost 1
**Allowing <90:** Won 12
**Allowing 90+:** Won 1

**Morning Tip-off:** Lost 1
**Afternoon Tip-off:** Won 6
**Evening Tip-off:** Won 18

**Weekdays:** Won 11
**Weekends:** Won 3

**ATTENDANCE SUMMARY**

| | GP | TOT | AVG | HI | LOW |
|---|---|---|---|---|---|
| Home | 7 | 128,525 | 18,361 | 21,678 | 16,866 |
| Away | 2 | 32,520 | 16,260 | 16,976 | 15,544 |
| Neutral | 3 | 19,042 | 6,347 | 14,846 | 2,077 |
| Total | 12 | 180,087 | 15,007 | 21,678 | 2,077 |

# THE LAST TIME...

## LAST TIME A TENNESSEE PLAYER...

**Scored 40+ Points:** Dalton Knecht (40), vs. Kentucky, 3/9/24
**Scored 35+ Points:** Dalton Knecht (37), vs. Purdue in NCAA Tournament (Detroit), 3/31/24
**Scored 30+ Points:** Dalton Knecht (37), vs. Purdue in NCAA Tournament (Detroit), 3/31/24
**Scored 25+ Points:** Chaz Lanier (26), vs. Syracuse, 12/3/24

**Scored 35+ Points in Back-To-Back Games:** Dalton Knecht, 36 at Georgia (1/13/24) and 39 vs. Florida (1/16/24)
**Scored 30+ Points in Back-To-Back Games:** Dalton Knecht, 32 at Vanderbilt (1/27/24) and 31 vs. South Carolina (1/30/24)
**Scored 25+ Points in Three-Plus Straight Games:** Dalton Knecht (six), 28 at Mississippi State (1/10/24), 36 at Georgia (1/13/24), 39 vs. Florida (1/16/24), 25 vs. Alabama (1/20/24), 32 at Vanderbilt (1/27/24) and 31 vs. South Carolina (1/30/24)
**Scored 25+ Points in Back-to-Back Games:** Chaz Lanier, 26 vs. Virginia (11/21/24) and 25 vs. Baylor (11/22/24), both in Baha Mar Championship (Nassau, Bahamas)
**Scored 20+ Points in Seven Straight Games:** Kevin Punter Jr., 24 vs. Gardner-Webb (11/22/15), 26 vs. Army West Point (11/24/15), 24 vs. George Washington (12/27/15), 23 vs. Nebraska (11/28/15), 27 at Butler (12/12/15), 24 vs. Florida Atlantic (12/16/15) and 23 vs. Gonzaga (12/19/15)

**Had 20+ Rebounds:** Jeronne Maymon (20), vs. Memphis, 11/22/11
**Had 15+ Rebounds:** Jonas Aidoo (15), at Georgia, 1/13/24

**Had 10+ Off. Rebounds:** Jeronne Maymon (10), vs. NC State, 12/18/13
**Had 7+ Off. Rebounds:** Jonas Aidoo (7), vs. Mississippi State in SEC Tournament (Nashville, Tenn.), 3/15/24

**Made 15+ FGs:** Dyron Nix (15-19), vs. Tennessee Tech, 11/25/88
**Made 12+ FGs:** Dalton Knecht (14-31), vs. Purdue in NCAA Tournament (Detroit), 3/31/24
**Made 10+ FGs:** Chaz Lanier (10-23), vs. Virginia in Baha Mar Championship (Nassau, Bahamas), 11/21/24

**Took 25+ FGs:** Dalton Knecht (14-31), vs. Purdue in NCAA Tournament (Detroit), 3/31/24
**Took 20+ FGs:** Chaz Lanier (10-23), vs. Virginia in Baha Mar Championship (Nassau, Bahamas), 11/21/24

**Shot 100 Percent (min. 7 FGM):** Olivier Nkamhoua (10-10), at South Carolina, 1/7/23
**Shot 100 Percent (min. 4 FGM):** Felix Okpara (4-4), at Louisville, 11/9/24
**Shot over 75 Percent (min. 10 FGM):** Jonas Aidoo (11-14), at Arkansas, 2/14/24
**Shot over 75 Percent (min. 8 FGM):** Zakai Zeigler (7-8), vs. Austin Peay, 11/17/24
**Shot over 75 Percent (min. 5 FGM):** Jordan Gainey (6-8), vs. Western Carolina, 12/17/24

**Made 12+ FGs in Back-to-Back Games:** Dalton Knecht, 12-20 at Georgia (1/13/24) and 13-23 vs. Florida (1/16/24)
**Made 10+ FGs in Back-to-Back Games:** Dalton Knecht, 13-21 at Vanderbilt (1/27/24) and 11-24 vs. South Carolina (1/30/24)
**Made 10+ FGs in Three-Plus Straight Games:** Dalton Knecht, 10-18 at Mississippi State (1/10/24), 12-20 at Georgia (1/13/24) and 13-23 vs. Florida (1/16/23)

**Took 20+ FGs in Two Straight Games:** Dalton Knecht, 8-21 vs. Creighton in NCAA Tournament (Detroit; 3/29/24) and 14-31 vs. Purdue in NCAA Tournament (Detroit; 3/31/24)
**Took 20+ FGs in Five Straight Games:** Dalton Knecht, 12-20 at Georgia (1/13/24), 13-23 vs. Florida (1/16/23), 8-20 vs. Alabama (1/20/24), 13-21 at Vanderbilt (1/27/24) and 11-24 vs. South Carolina (1/30/24)

**Made 8+ 3Ps:** Jordan McRae (8-11), at Georgia, 3/2/13
**Made 7+ 3Ps:** Chaz Lanier (7-10), vs. Baylor in Baha Mar Championship (Nassau, Bahamas), 11/22/24
**Made 6+ 3Ps:** Chaz Lanier (7-10), vs. Baylor in Baha Mar Championship (Nassau, Bahamas), 11/22/24
**Made 5+ 3Ps Without a Miss:** Santiago Vescovi (5-5), vs. Austin Peay, 12/21/22
**Made 3+ 3Ps Without a Miss:** Zakai Zeigler (3-3), vs. Auburn, 2/28/24

**Took 15+ 3Ps:** Dalton Knecht (6-15), vs. Kentucky, 3/9/24
**Took 12+ 3Ps:** Chaz Lanier (4-13), vs. UT Martin, 11/27/24
**Took 10+ 3Ps:** Chaz Lanier (5-10), vs. Middle Tennessee, 12/23/24

**Made 20+ FTs:** Grant Williams (23-23), at Vanderbilt, 1/23/19
**Made 15+ FTs:** Grant Williams (23-23), at Vanderbilt, 1/23/19
**Made 10+ FTs:** Dalton Knecht (10-12), vs. Auburn, 2/8/24

**Made 10+ FTs Without a Miss:** Jaden Springer (10-10), at Vanderbilt, 2/24/21

**Took 20+ FTs:** Grant Williams (23-23), at Vanderbilt, 1/23/19
**Took 15+ FTs:** Grant Williams (23-23), at Vanderbilt, 1/23/19
**Took 10+ FTs:** Jahmai Mashack (8-10), vs. Austin Peay, 11/17/24

**Made 8+ FTs Without a Miss in Back-to-Back Games:** Dalton Knecht, 9-9 vs. Florida (1/16/24) and 8-8 vs. Alabama (1/20/24)

**Had 15+ Assists:** Zakai Zeigler (15), vs. Middle Tennessee, 12/23/24
**Had 12+ Assists:** Zakai Zeigler (15), vs. Middle Tennessee, 12/23/24
**Had 10+ Assists:** Zakai Zeigler (15), vs. Middle Tennessee, 12/23/24
**Had 7+ Assists with No TOs:** Zakai Zeigler (14), vs. Texas A&M, 2/24/24

**Had 7+ Steals:** Kennedy Chandler (7), vs. Presbyterian, 11/30/21
**Had 6+ Steals:** Kennedy Chandler (7), vs. Presbyterian, 11/30/21
**Had 5+ Steals:** Jordan Gainey (5) and Jahmai Mashack (5), vs. Western Carolina, 12/17/24

**Had 7+ Blocks:** Yves Pons (9), vs. Florida in SEC Tournament (Nashville, Tenn.), 3/12/21 *(program record)*
**Had 5+ Blocks:** Jonas Aidoo (5), at Georgia, 1/13/24

**Played Every Second:** Zakai Zeigler (40:00), vs. Creighton in NCAA Tournament (Detroit), 3/29/24
**Played Every Second in Back-to-Back Games:** Zakai Zeigler, (40:00) vs. Texas in NCAA Tournament (Charlotte; 3/23/24) and (40:00) vs. Creighton in NCAA Tournament (Detroit; 3/29/24)

**Converted 4-Point Play:** Zakai Zeigler, vs. Syracuse, 12/3/24

**Scored at Buzzer To Force Overtime:** Robert Hubbs III, at Vanderbilt, 2/11/15 (driving layup as time expired to tie it at 67 [UT won, 76-73, in OT])
**Scored in Closing Seconds to Force Overtime:** Josiah-Jordan James, vs. Texas Tech in Jimmy V Classic (New York City), 12//7/21 (transition 3-pointer with 31 seconds left in regulation to tie it at 44 [UT lost, 57-52, in OT])

**Scored at Buzzer to Win:** Jordan Gainey, at Illinois, 12/14/24 (coast-to-coast driving layup after game-tying free throw with 5.7 seconds left to win, 66-64)
**Scored in Closing Seconds to Win:** Grant Williams, at Ole Miss, 2/27/19 (driving layup with three seconds left to win, 73-71)

**Scored 20+ Points in First Half:** Chaz Lanier (all of his 25), vs. Baylor in Baha Mar Championship (Nassau, Bahamas), 11/22/24
**Scored 20+ Points in Second Half:** Dalton Knecht (21 of his 40), vs. Kentucky, 3/9/24

**Scored 20+ in a Half in Two-Plus Straight Games:** Dalton Knecht (three), 26 in 2H at Mississippi State (1/10/24), 20 in 2H at Georgia (1/13/24) and 22 in 1H vs. Florida (1/16/24)
**Scored 15+ in Five-Plus Straight Halves:** Dalton Knecht (six), 26 in 2H at Mississippi State (1/10/24), 16 in 1H & 20 in 2H at Georgia (1/13/24), 22 in 1H & 17 in 2H vs. Florida (1/16/24) and 17 in 1H vs. Alabama (1/20/24)

**Scored 10+ in Both Halves of Back-to-Back Games:** Chaz Lanier, 11 & 15 vs. Syracuse (12/3/24) and 11 & 11 vs. Miami in Jimmy V Classic (New York City; 12/10/24)
**Scored 10+ in Both Halves of Three Straight Games:** Dalton Knecht (three), 14 & 13 vs. LSU (2/7/24), 10 & 12 at Texas A&M (2/10/24), 12 & 10 at Arkansas (2/14/24)

**Made 7+ 3Ps in a Half:** Chaz Lanier (7-8), vs. Baylor in Baha Mar Championship (Nassau, Bahamas), 11/22/24

**Had a 4x5 Game:** Armani Moore (6 pts, 6 reb, 5 ast, 5 blk), vs. Texas A&M, 1/9/16
**Had a PTS/AST Double-Double:** Zakai Zeigler (17 pts, 15 ast), vs. Middle Tennessee, 12/23/24
**Had a PTS/REB Double-Double:** Zakai Zeigler (10 pts, 10 ast), vs. Western Carolina, 12/17/24
**Had a 20-Point Double-Double with Assists:** Zakai Zeigler (26 pts, 13 ast), at Kentucky, 2/3/24
**Had a 20-Point Double-Double with Rebounds:** Jonas Aidoo (23pts, 12reb), at Arkansas, 2/14/24
**Had A 15-15 Game:** Zakai Zeigler (17 pts, 15 ast), vs. Middle Tennessee, 12/23/24
**Had A Triple-Double:** Tyler Smith (12 pts, 10 reb, 10 ast), vs. UNC Asheville, 12/3/08 *(only triple-double in UT history)*

**Was Called for a Technical Foul:** Cade Phillips, vs. Syracuse, 12/3/24
**Was Ejected:** Yemi Makanjuola (type-2 flagrant foul), at Vanderbilt, 1/24/12

## LAST TIME A TENNESSEE FRESHMAN...

**Scored 30+ Points:** Jaden Springer (30), vs. Georgia, 2/10/21
**Scored 25+ Points:** Julian Phillips (25) vs. USC in Battle 4 Atlantis (Paradise Island, Bahamas), 11/24/22
**Scored 20+ Points:** Julian Phillips (25) vs. USC in Battle 4 Atlantis (Paradise Island, Bahamas), 11/24/22

**Had 12+ Rebounds:** Olivier Nkamhoua (13), vs. Florida A&M, 12/4/19
**Had 10+ Rebounds:** Tobe Awaka (10), at Auburn, 3/4/23

**Had 7+ Offensive Rebounds:** Olivier Nkamhoua (7), vs. Florida A&M, 12/4/19
**Had 5+ Offensive Rebounds:** Tobe Awaka (5), vs. Arkansas, 2/28/23

**Made 12+ FGs:** Kennedy Chandler (13-20), at Colorado, 12/4/21)
**Made 10+ FGs:** Kennedy Chandler (13-20), at Colorado, 12/4/21)
**Made 8+ FGs:** Kennedy Chandler (9-19), vs. Michigan in NCAA Tournament (Indianapolis), 3/19/22

**Took 20+ FGs:** Kennedy Chandler (13-20), at Colorado, 12/4/21)
**Took 15+ FGs:** Kennedy Chandler (9-19), vs. Michigan in NCAA Tournament (Indianapolis), 3/19/22

**Shot 100 Percent (min. 5 FGM):** Derrick Walker (5-5), at South Carolina, 1/20/18
**Shot 100 Percent (min. 4 FGM):** Josiah-Jordan James (4-4), vs. Washington in James Naismith Classic (Toronto, Ontario), 11/16/19
**Shot over 75 Percent (min. 10 FGM):** Grant Williams (10-12), vs. Lipscomb, 12/15/16
**Shot over 75 Percent (min. 8 FGM):** Kennedy Chandler (9-12), at Missouri, 2/22/22
**Shot over 75 Percent (min. 5 FGM):** Julian Phillips (5-6), vs. Mississippi State, 1/3/23

**Made 7+ 3Ps:** Lamonté Turner (7-11), vs. Presbyterian, 12/6/16
**Made 6+ 3Ps:** Santiago Vescovi (6-13), vs. LSU, 1/4/20 *(collegiate debut)*
**Made 5+ 3Ps:** Kennedy Chandler (5-6), vs. Arkansas, 3/5/22
**Made 4+ 3Ps Without a Miss:** Kennedy Chandler (4-4), vs. UT Martin, 11/9/21 *(collegiate debut)*

**Took 12+ 3Ps:** Chris Lofton (5-13), at Kentucky, 3/2/05
**Took 10+ 3Ps:** Santiago Vescovi (4-11), vs. Kentucky, 2/8/20
**Took 8+ 3Ps:** Zakai Zeigler (2-8), vs. Ole Miss, 1/5/22

**Made 12+ FTs:** Grant Williams (12-13), vs. Missouri, 2/18/17
**Made 10+ FTs:** Julian Phillips (10-12) vs. USC in Battle 4 Atlantis (Paradise Island, Bahamas), 11/24/22
**Made 8+ FTs:** Julian Phillips (10-12) vs. USC in Battle 4 Atlantis (Paradise Island, Bahamas), 11/24/22
**Made 10+ FTs Without a Miss:** Jaden Springer (10-10), at Vanderbilt, 2/24/21
**Made 7+ FTs Without a Miss:** Julian Phillips vs. Alcorn State, 12/4/22

**Took 12+ FTs:** Julian Phillips (10-12) vs. USC in Battle 4 Atlantis (Paradise Island, Bahamas), 11/24/22
**Took 10+ FTs:** Julian Phillips (7-10), vs. Eastern Kentucky, 12/7/22

**Had 10+ Assists:** Kennedy Chandler (10), at South Carolina, 2/5/22
**Had 7+ Assists:** Kennedy Chandler (9), vs. Michigan in NCAA Tournament (Indianapolis), 3/19/22
**Had 5+ Assists:** Julian Phillips (6), vs. Georgia, 1/25/23
**Had 7+ Assists Without no TOs:** Kennedy Chandler (7) vs. Texas A&M in SEC Tournament (Tampa, Fla.), 3/13/22
**Had 5+ Assists Without no TOs:** Kennedy Chandler (7) vs. Texas A&M in SEC Tournament (Tampa, Fla.), 3/13/22

**Had 7+ Steals:** Kennedy Chandler (7) vs. Presbyterian, 11/30/21
**Had 5+ Steals:** Kennedy Chandler (5) and Zakai Zeigler (5), at Mississippi State, 2/9/22

**Had 5+ Blocks:** Grant Williams (6), at Texas A&M, 12/29/16
**Had 4+ Blocks:** Grant Williams (4), at LSU, 3/1/17
**Had 3+ Blocks:** Jonas Aidoo (3), vs. Arkansas, 3/5/22

**Had at PTS/AST Double-Double:** Kennedy Chandler (11pts, 10ast), at South Carolina, 2/5/22
**Had a PTS/REB Double-Double:** Julian Phillips (18pts, 11reb), at Mississippi State, 1/17/23
**Had 20-Point Double-Double:** Tobias Harris (21pts, 11reb), at Arkansas, 1/8/11

# THE LAST TIME...

## LAST TIME TENNESSEE...

**Won by 50+ Points:** 94-40 (+54), vs. Alcorn State, 12/4/22
**Won by 40+ Points:** 84-36 (+48), vs. Western Carolina, 12/17/24
**Won by 35+ Points:** 84-36 (+48), vs. Western Carolina, 12/17/24
**Won by 30+ Points:** 84-36 (+48), vs. Western Carolina, 12/17/24
**Won by 25+ Points:** 84-36 (+48), vs. Western Carolina, 12/17/24
**Won by 20+ Points:** 84-36 (+48), vs. Western Carolina, 12/17/24
**Won by One Possession:** 66-64 (+2), at Illinois, 12/14/24
**Won by One Point:** 69-68, at Alabama, 2/4/20

**Won by 35+ Points in Back-to-Back Games:** 92-57 (+35) vs. Montana (11/13/24) and 103-68 (+35) vs. Austin Peay (11/17/24)
**Won by 30+ Points in Three Straight Games:** 76-40 (+36) vs. McNeese State (11/30/22), 94-40 (+54) vs. Alcorn State (1/4/22), 84-49 (+35) vs. Eastern Kentucky (12/7/22)
**Won by 15+ Points in Five-Plus Straight Games:** (eight), 80-64 (+16) vs. Gardner-Webb (11/4/24), 77-55 (+22) at Louisville (11/9/24), 92-57 (+35) vs. Montana (11/13/24), 103-68 (+38) vs. Austin Peay (11/17/24), 64-42 (+22) vs. Virginia in Nassau (11/21/24), 77-62 (+15) vs. Baylor in Nassau (11/22/24), 78-35 (+43) vs. UT Martin (11/27/24), 96-70 (+26), vs. Syracuse (12/3/24)

**Won in OT:** 73-66 (OT), vs. USC in Battle 4 Atlantis (Paradise Island, Bahamas), 11/24/22
**Won in Multiple OTs:** 93-85 (4OT), at Texas A&M, 2/23/13

**Beat an AP Top-Five Team:** 68-59, vs. #1 Alabama, 2/15/23
**Beat an AP Top-10 Team:** 103-92, at #10 Kentucky, 2/3/24
**Beat an AP Top-25 Team:** 77-62, vs. #13 Baylor in Nassau, 11/22/24
**Beat an AP Top-25 Team by 20+ Points:** 90-64 (+26), vs. #22 Ole Miss, 1/6/24
**Beat an AP Top-25 Team by 15+ Points:** 77-62 (+15), vs. #13 Baylor in Nassau, 11/22/24

**Lost to an AP Top-Five Team:** 72-66, vs. No. 3 Purdue in NCAA Tournament (Detroit), 3/31/24
**Lost to an AP Top-10 Team:** 72-66, vs. No. 3 Purdue in NCAA Tournament (Detroit), 3/31/24
**Lost to an AP Top-25 Team:** 72-66, vs. No. 3 Purdue in NCAA Tournament (Detroit), 3/31/24
**Lost to an Unranked Team:** 73-56, vs. Mississippi State in SEC Tournament (Nashville), 3/15/24

**Beat an AP Top-25 Team in Three Straight Games:** 92-84 vs. #11 Auburn (2/28/24), 81-74 at #14 Alabama (3/2/24) and 66-59 at #17 South Carolina (3/6/24) *(only time ever)*
**Beat an AP Top-15 Team in Back-to-Back Games:** 92-84 vs. #11 Auburn (2/28/24) and 81-74 at #14 Alabama (3/2/24)

**Played AP #1 and #2 Teams Back-to-Back:** vs. #2 Purdue (71-67 loss; 11/21/23) and vs. #1 Kansas (69-60 loss, 11/22/23) in Maui Invtiational (Honolulu) *(first team to do so on back-to-back days since Loyola Chicago in Jan. 1972)*

**Scored 110+ Points:** 124, vs. UNC Asheville, 11/17/09
**Scored 105+ Points:** 106, vs. Arkansas, 1/15/19
**Scored 100+ Points:** 103, vs. Austin Peay, 11/17/24
**Scored 95+ Points:** 96, vs. Syracuse, 12/3/24
**Scored 90+ Points:** 96, vs. Syracuse, 12/3/24

**Scored 90+ Points in Back-to-Back Games:** 92 vs. Montana (11/13/24) and 103 vs. Austin Peay (11/17/24)

**Allowed Under 40 Points:** 36, vs. Western Carolina, 12/17/24
**Allowed Under 50 Points:** 36, vs. Western Carolina, 12/17/24
**Allowed Under 60 Points:** 36, vs. Western Carolina, 12/17/24

**Never Trailed:** vs. UT Martin, 11/27/24
**Led Wire to Wire:** vs. Baylor in Nassau, 11/22/24

**Never Led:** vs. Mississippi State in SEC Tournament (Nashville, Tenn.), 3/15/24
**Trailed Wire to Wire:** at North Carolina, 11/29/23

**Never Trailed in Three Straight Games:** vs. Tennessee Tech (11/6/23), at Wisconsin (11/10/23) and vs. Wofford (11/14/23)
**Led Wire to Wire in Back-to-Back Games:** at Kentucky (2/3/24) and vs. LSU (2/7/24)

**Held a 40-Point Lead:** 84-36, 36, vs. Western Carolina, 12/17/24 (final score)

**Faced 25-Point Deficit:** 107-79, final score at Kentucky, 1/15/22
**Faced 20-Point/15-Point Deficit:** 58-35, vs. Mississippi State in SEC Tournament (Nashville, Tenn.), 3/15/24 (lost, 73-56)

**Overcame 20-Point Deficit to Win:** 84-77 (trailed 34-13 in 1H), vs. Kentucky, 2/2/16
**Overcame 15-Point Deficit To Win:** 81-73 (trailed 48-31 in 2H), at Kentucky, 3/2/20
**Overcame 10-Point Deficit To Win:** 85-79 (trailed 75-64 in 2H), at Georgia, 1/13/24
**Overcame 15-Point Halftime Deficit To Win:** 111-105 in OT (trailed 50-35 at HT), vs. Texas, 12/23/06
**Overcame a 10-Point Halftime Deficit To Win:** 81-73 (trailed 42-31 at HT), at Kentucky, 3/3/20

**Won When Down at Halftime:** 82-64 (trailed 40-34), vs. Middle Tennessee, 12/23/24
**Won When Tied at Halftime:** 68-59 (tied 29-29), vs. Alabama, 2/15/23

**Had 55+ Rebounds:** 58, vs. UT Martin, 11/18/08
**Had 50+ Rebounds:** 50, vs. Texas A&M, 2/24/24
**Had 45+ Rebounds:** 48, vs. Western Carolina, 12/17/24

**Had 20+ Offensive Rebounds:** 20, vs. UT Martin, 11/27/24
**Had 15+ Offensive Rebounds:** 17, at Illinois, 12/14/24

**Shot 60+ Percent on FGs:** 37-58 (63.8), vs. Austin Peay, 11/17/24
**Shot 55+ Percent on FGs:** 37-58 (63.8), vs. Austin Peay, 11/17/24
**Shot Under 30 Percent on FGs:** 17-63 (27.0), vs. Auburn, 2/4/23

**Shot 60+ Percent on FGs in Back-to-Back Games:** 31-51 vs. Montana (11/13/24) and 37-58 vs. Austin Peay (11/17/24)

**Made 40+ FGs:** 42-72, vs. Tennessee Tech, 12/18/20
**Made 35+ FGs:** 35-65, vs. Syracuse, 12/3/24

**Took 90+ FGs:** 38-91, vs. LSU, 2/10/90
**Took 80+ FGs:** 29-80, vs. Purdue in Battle 4 Atlantis (Paradise Island, Bahamas), 11/22/17
**Took 70+ FGs:** 36-74, at Kentucky, 2/3/24

**Shot 70+ Percent on 3Ps:** 5-7 (71.4), vs. Kansas, 1/30/21
**Shot 65+ Percent on 3Ps:** 12-18 (66.7), vs. Arkansas, 3/5/22
**Shot 60+ Percent on 3Ps:** 12-18 (66.7), vs. Arkansas, 3/5/22
**Shot 55+ Percent on 3Ps:** 12-21 (57.1), vs. Mississippi State, 1/3/23

**Made 15+ 3Ps:** 17-40, vs. UT Martin, 11/9/21 *(program record)*
**Made 10+ 3Ps:** 10-22, vs. Middle Tennessee, 12/23/24

**Made 10+ 3Ps in Back-to-Back Games:** (four), 12-27 vs. Baylor in Baha Mar Championship (Nassau, Bahamas; 11/22/24), 10-37 vs. UT Martin (11/27/24), 10-29 vs. Syracuse, 12/3/24, 10-25 vs. Miami in Jimmy V Classic (New York City; 12/10/24)

**Took 40+ 3Ps:** 12-40, at Alabama, 3/2/24
**Took 35+ 3Ps:** 10-37, vs. UT Martin, 11/27/24
**Took 30+ 3Ps:** 10-37, vs. UT Martin, 11/27/24

**Made 40/45+ FTs:** 45-60, vs. George Washington in Rainbow Classic (Honolulu), 12/28/00
**Made 35+ FTs:** 35-39, vs. Arkansas, 1/15/19
**Made 30+ FTs:** 31-41, vs. Eastern Kentucky, 12/7/22
**Made 25+ FTs:** 27-35, vs. Auburn, 2/28/24

**Did Not Miss a FT (no min.):** 10-10, vs. Tennessee Tech, 11/6/23

**Took 55+ FTs:** 45-60, vs. George Washington in Rainbow Classic (Honolulu), 12/28/00
**Took 45+ FTs:** 39-46, at Memphis, 12/15/18
**Took 40+ FTs:** 31-41, vs. Eastern Kentucky, 12/7/22
**Took 35+ FTs:** 27-35, vs. Auburn, 2/28/24

**Posted a 60/40/80 Shooting Line:** 31-51 FG (60.8), 9-21 3P (42.9), 21-25 FT (84.0), vs. Montana, 11/13/24

**Had 30+ Assists:** 30, vs. Tusculum, 1/4/14
**Had 25+ Assists:** 28, vs. Vanderbilt, 2/17/24
**Had 20+ Assists:** 22, vs. Western Carolina, 12/17/24

**Had 20+ Assists Back-to-Back Games:** 24 vs. Montana (11/13/24) and 22 vs. Austin Peay (11/17/24)

**Had 20+ Steals:** 21, vs. North Carolina A&T, 12/23/09
**Had 15+ Steals:** 17, vs. Western Carolina, 12/17/24
**Had 10+ Steals:** 17, vs. Western Carolina, 12/17/24

**Had 15+ Blocks:** 15, vs. Pittsburgh, 12/6/98 *(program record)*
**Had 12+ Blocks:** 12, vs. Tennessee Tech, 12/29/18
**Had 10+ Blocks:** 10, vs. Austin Peay, 11/17/24

**Had 10+ Steals and 10+ Blocks:** 10 blk & 10 stl, vs. Austin Peay, 11/17/24

**Scored 60+ Points in Half:** 62 (2H), vs. East Carolina, 11/20/09
**Scored 50+ Points in First Half:** 52, vs. Austin Peay, 11/17/24
**Scored 50+ Points in Second Half:** 51, vs. Syracuse, 12/3/24
**Scored 50+ Points in Both Halves:** 51 (1H) and 52 (2H), vs. Austin Peay, 11/17/24

**Scored Under 20 Points in Half:** 19 (1H), vs. Mississippi State in SEC Tournament (Nashville, Tenn.), 3/15/24
**Allowed Under 20 Points in Half:** 15 (1H), vs. Western Carolina, 12/17/24

**Shot 60+ Percent on FGs in Both Halves:** 17-27 (63.0) in 1H and 19-25 (76.0) in 2H, vs. Misssissippi State, 1/3/23
**Shot 50+ Percent on FGs in Both Halves:** 17-33 (51.5) in 1H and 7-13 (53.8) in 2H, vs. Baylor in Nassau, 11/22/24
**Shot 70+ Percent on FGs in a Half:** 19-27 (70.4) in 1H, vs. Austin Peay, 11/17/24
**Shot 60+ Percent on FGs in a Half:** 19-31 (61.3) in 2H, vs. Syracuse, 12/3/24

**Shot 50+ Percent on FGs in Both Halves of Three Straight Games:** at Louisville (11/9/24), vs. Montana (11/13/24) and vs. Austin Peay (11/17/24)

**Shot Under 30 Percent on FGs in Both Halves:** 10-34 (29.4) in 1H and 7-29 (24.1) in 2H, vs. Auburn, 2/4/23
**Shot Under 30 Percent on FGs in a Half:** 6-28 (21.4) in 1H, at Illinois, 12/14/24

**Played Half Without Committing Turnover:** 2H at Illinois, 12/14/24

**Did Not Make A 3-Pointer:** 0-8, vs. Duke in Maui Invitational (Maui, Hawaii), 11/21/11
*Active 3-point streak: 448 games (through 12/23/24)*

**Had Two Players with Double-Doubles:** Tobe Awaka (18 pts, 10 reb) and Dalton Knecht (17 pts, 10 reb), at Missouri, 2/20/24
**Had Two Players with 10+ Rebounds:** Igor Miličić Jr. (13) and Felix Okpara (11), vs. UT Martin, 11/27/24

**Had Three Players with 5+ Assists:** Dalton Knecht (5), Santiago Vescovi (5), Zakai Zeigler (5), vs. Vanderbilt, 2/17/24
**Had Four Players with 5+ Assists:** Tyreke Key (5), Jahmai Mashack (5), Olivier Nkamhoua (5), Santiago Vescovi (5), vs. Austin Peay, 12/21/22

**Had Four Players with 2+ Blocks:** Kyle Alexander (3), Admiral Schofield (3), John Fulkerson (2), Grant Williams (2), vs. Tennessee Tech, 12/29/18

**Had Three Players with 3+/4+ Steals:** Jordan Gainey (5), Jahmai Mashack (5), Chaz Lanier (4), vs. Western Carolina, 12/17/24
**Had Four Players with 3+ Steals:** J.P. Prince (4), Tyler Smith (4), Bobby Maze (3), Skylar McBee (3), vs. North Carolina A&T, 12/23/09
**Had Two Players with 5+ Steals:** Jordan Gainey (5) and Jahmai Mashack (5), vs. Western Carolina, 12/17/24

**Had Five Players Score in Double Figures:** Chaz Lanier (26), Zakai Zeigler (14), Jordan Gainey (12), Cade Phillips (12), Igor Miličić'Jr. (11), vs. Syracuse, 12/3/24
**Had Six Players Score in Double Figures:** Igor Miličić Jr. (23), Zakai Zeigler (19), Jordan Gainey (15), Cade Phillips (13), Felix Okpara (12), Jahmai Mashack (10), vs. Austin Peay, 11/17/24
**Had Seven Players Score in Double Figures:** Vincent Yarbrough (18), Charles Hathaway (12), Harris Walker (12), Marcus Haislip (12), Isiah Victor (11), Tony Harris (11), Terrence Woods (11), vs. East Tennesse State, 11/19/00

**Had Two Players Score 20+ Points:** Jonas Aidoo (23) and Daton Knecht (22), at Arkansas, 2/14/24
**Had Three Players Score 20+ Points:** Jordan McRae (21), Josh Richardson (20), Jarnell Stokes (20), vs. Virginia, 12/30/13
**Had Two Players Score 25+ Points:** Josiah-Jordan James (26) and Zakai Zeigler (26), at Kentucky, 2/3/24

**Did Not Have Player Score in Double Figures:** vs. Wisconsin, 12/28/19
*Active 10+ scorer streak: 165 games (through 12/23/24)*
**Did Not Allow Double-Figure Scorer:** vs. McNeese State, 11/30/22

**Had Head Coach Called for Technical Foul:** Rick Barnes, at Vanderbilt, 1/27/24
**Had Head Coach Ejected:** Bruce Pearl, vs. College of Charleston, 12/31/10

# THE LAST TIME...

## LAST TIME A TENNESSEE OPPONENT...

**Won by 50+ Points:** 101-40 (+61), at Kentucky, 3/12/93
**Won by 40+ Points:** 90-50 (+40), vs. Kentucky, 2/17/96
**Won by 30+ Points:** 74-45 (+30), vs. Michigan in NCAA Tournament (Charlotte, N.C.), 3/18/11
**Won by 25+ Points:** 107-79 (+28), at Kentucky, 1/15/22
**Won by 20+ Points:** 107-79 (+28), at Kentucky, 1/15/22
**Won by One Possession:** 86-85 (+1), vs. Missouri, 2/11/23
**Won by One Point:** 86-85, vs. Missouri, 2/11/23

**Won in OT:** 57-52, vs. Texas Tech in Jimmy V Classic (New York City), 12/7/21
**Won in Multiple OTs:** 99-97 (2OT), vs. Memphis in Maui Invitational (Maui, Hawaii), 11/22/11

**Scored 110+ Points:** 111, at South Carolina, 2/10/93
**Scored 105+ Points:** 107, at Kentucky, 1/15/22
**Scored 100+ Points:** 100, at North Carolina, 11/29/23
**Scored 95+ Points:** 99 (OT), vs. Purdue in NCAA Tournament (Louisville, Ky.), 3/28/19
**Scored 90+ Points:** 92, at Kentucky, 2/23/24

**Overcame 20-Point Deficit to Win:** 85-84 (trailed 49-29 in 1H), vs. Ohio State in NCAA Tournament (San Antonio, Texas), 2/22/07
**Overcame 15-Point Deficit To Win:** 73-68 (trailed 48-33 in 2H), vs. Alabama in SEC Tournament (Nashville, Tenn.), 3/13/21
**Overcame 10-Point Deficit To Win:** 72-66 (trailed 32-21 in 1H), vs. Purdue in NCAA Tournament (Detroit), 3/31/24

**Overcame 15-Point Halftime Deficit to Win:** 85-84 (trailed 49-32), vs. Ohio State in NCAA Tournament (San Antonio, Texas), 2/22/07
**Overcame 10-Point Halftime Deficit to Win:** 85-76 (trailed 46-34), vs. Villanova in Battle 4 Atlantis (Paradise Island, Bahamas), 11/23/17

**Won When Up at Halftime:** 71-67 (led 31-30), vs. Purdue in Maui Invitational (Honolulu), 11/21/23
**Won When Tied at Halftime:** 69-60 (tied 35-35), vs. Kansas in Maui Invitational (Honolulu), 11/22/23

**Had 55+ Rebounds:** 55, at Mississippi State, 2/4/17
**Had 50+ Rebounds:** 54, vs. Texas Tech in Jimmy V Classic (New York City), 12/7/21
**Had 45+ Rebounds:** 47, vs. Purdue in NCAA Tournament (Charlotte, N.C.), 3/31/24

**Had 20+ Offensive Rebounds:** 20, vs. Texas A&M, 1/28/20
**Had 15+ Offensive Rebounds:** 15, vs. Baylor in Baha Mar Championship (Nassau, Bahamas), 11/22/24

**Shot 60+ Percent on FGs:** 38-56 (67.9), at Kentucky, 1/15/22
**Shot 55+ Percent on FGs:** 24-57 (55.3), vs. Mississippi State in SEC Tournament (Nashville, Tenn.), 3/15/24
**Shot Under 30 Percent on FGs:** 14-64 (21.9), vs. Western Carolina, 12/17/24

**Made 35+ FGs:** 38-56, at Kentucky, 1/15/22

**Took 75+ FGs:** 33-77, at Memphis, 12/15/18
**Took 70+ FGs:** 19-70, vs. Georgia Southern, 12/12/23

**Shot 70+ Percent on 3Ps:** 8-11 (72.7), vs. Mississippi State, 2/3/15
**Shot 65+ Percent on 3Ps:** 8-11 (72.7), vs. Mississippi State, 2/3/15
**Shot 60+ Percent on 3Ps:** 11-18 (61.1), at Kentucky, 1/15/22
**Shot 55+ Percent on 3Ps:** 11-18 (61.1), at Kentucky, 1/15/22

**Made 15+ 3Ps:** 15-29, vs. Kentucky, 3/9/24
**Made 10+ 3Ps:** 10-33, vs. Austin Peay, 11/17/24

**Took 40+ 3Ps:** 15-40, vs. Auburn in SEC Tournament (Nashville, Tenn.), 3/17/19
**Took 35+ 3Ps:** 6-39, vs. Western Carolina, 12/17/24
**Took 30+ 3Ps:** 6-39, vs. Western Carolina, 12/17/24

**Made 35+ FTs:** 38-44, vs. Ole Miss, 1/9/13
**Made 30+ FTs:** 30-36, at Illinois, 12/14/24
**Made 25+ FTs:** 30-36, at Illinois, 12/14/24

**Did Not Miss a FT (no min.):** 13-13, at Louisville, 11/9/24

**Took 45+ FTs:** 29-48, vs. Purdue in Maui Invitational (Honolulu), 11/21/23
**Took 40+ FTs:** 29-48, vs. Purdue in Maui Invitational (Honolulu), 11/21/23
**Took 35+ FTs:** 30-36, at Illinois, 12/14/24

**Had 30+ Assists:** 31, vs. Vanderbilt, 1/8/05
**Had 25+ Assists:** 25, at Kansas, 1/3/09
**Had 20+ Assists:** 20, vs. Auburn, 2/28/24

**Had 15+ Steals:** 15, vs. Georgia Southern, 12/12/23
**Had 10+ Steals:** 12, at Louisville, 11/9/24
**Had Zero Steals:** vs. Virginia in Baha Mar Championship (Nassau, Bahamas), 11/21/24

**Had 12+ Blocks:** 12, at Georgia Tech, 11/16/15
**Had 10+ Blocks:** 10, vs. Vanderbilt, 1/20/16

**Scored 60+ Points in Half:** 61 (1H), at North Carolina, 11/29/23
**Scored 50+ Points in First Half:** 61, at North Carolina, 11/29/23
**Scored 50+ Points in Second Half:** 52, vs. Kentucky, 3/9/24

**Shot 60+ Percent on FGs in Both Halves:** 17-27 (63.0) in 1H and 18-28 (64.3) in 2H, vs. Texas in Legends Classic (Newark, N.J.), 11/24/07 *(coached by Rick Barnes)*
**Shot 50+ Percent on FGs in Both Halves:** 13-26 (50.0) in 1H and 13-26 (50.0) in 2H, at Mississippi State, 1/10/24
**Shot 70+ Percent on FGs in a Half:** 22-28 (78.6) in 1H, at Kentucky, 1/15/22
**Shot 60+ Percent on FGs in a Half:** 16-26 (61.5), vs. Mississippi State in SEC Tournament (Nashville, Tenn.), 3/15/24

**Shot Under 30 Percent on FGs in Both Halves:** 8-33 (24.2) in 1H and 8-27 (29.6) in 2H), at Louisville, 11/9/24
**Shot Under 30 Percent on FGs in a Half:** 8-27 (29.6) in 2H, vs. Middle Tennessee, 12/23/24
**Shot Under 20 Percent on FGs in a Half:** 5-37 (13.5) in 1H, vs. Western Carolina, 12/17/24
**Shot Under 15 Percent on FGs in a Half:** 5-37 (13.5) in 1H, vs. Western Carolina, 12/17/24

**Did Not Make a 2-Pointer in a Half:** 0-9 in 1H, vs. Western Carolina, 12/17/24

**Did Not Make A 3-Pointer:** 0-25, at Vanderbilt, 1/18/20

**Had Two Players with Double-Doubles:** Nahziah Carter (18pts, 12reb) and Isaiah Stewart (14pts, 10reb), vs. Washington in James Naismith Classic (Toronto, Ontario), 11/16/19
**Had Three Players with Double-Doubles:** Mike Gerrity (12pts, 10ast), Alex Stepheson (19pts, 15reb), Nikola Vucevic (15pts, 10reb), at USC, 12/19/09

**Had Two Players with 10+ Rebounds:** Noah Clowney (11) and Brandon Miller (10), vs. Alabama, 2/15/23
**Had Three Players with 10+ Rebounds:** Terrence Shannon Jr. (12), Daniel Batcho (11), Kevin McCullar (10), vs. Texas Tech in Jimmy V Classic (New York City), 12/7/21

**Had Three Players with 5+ Assists:** Malique Trent (5), Chris Washburn (5), Michael Williams (5), at TCU, 1/30/16

**Had Three/Four Players with 3+ Steals:** J'Von McCormick (5), Samir Doughty (3), Danjel Purifoy (3), Jaylin Williams (3), at Auburn (2/22/20)

**Had Three Players with 3+ Blocks:** Wesley Witherspoon (4), Will Coleman (3), Roburt Sallie (3), at Memphis, 12/31/09

**Had Five Players Score in Double Figures:** Johni Broome (23), Chad Baker-Mazara (13), Jaylin Williams (12), Denver Jones (11), K.D. Johnson (10), vs. Auburn, 2/28/24
**Had Six Players Score in Double Figures:** Tre Scott (15), Mika Adams-Woods (11), Jaevin Cumberland (11), Chris Vogt (11), Keith Williams (11), Jarron Cumberland (10), at Cincinnati, 12/18/19

**Had Two Players Score 20+ Points:** Norchad Omier (22) and V.J. Edgecombe (20), vs. Baylor in Baha Mar Championship (Nassau, Bahamas), 11/22/24
**Had Three Players Scored 20+ Points:** R.J. Davis (27), Armando Bacot (22), Harrison Ingram (20), at North Carolina, 11/29/23
**Had Four Players Scored 20+ Points:** D.J. Augustin (23), Connor Atchley (22), A.J. Abrams (21), Justin Mason (21), vs. Texas in Legends Classic (Newark, N.J.), 11/24/07 *(coached by Rick Barnes)*
**Had Two Players Score 25+ Points:** Antonio Reeves (27) and Reed Sheppard (27), vs. Kentucky, 3/9/24

**Had Head Coach Ejected:** Mark Fox, vs. Georgia, 2/4/12

## LAST TIME A TENNESSEE OPPOSING PLAYER...

**Scored 40+ Points:** Zach Edey (40), vs. Purdue in NCAA Tournament (Detroit), 3/31/24
**Scored 35+ Points:** Zach Edey (40), vs. Purdue in NCAA Tournament (Detroit), 3/31/24
**Scored 30+ Points:** Money Williams (30), vs. Montana, 11/13/24
**Scored 25+ Points:** Money Williams (30), vs. Montana, 11/13/24

**Had 20+ Rebounds:** Hunter Dickinson (20), vs. Kansas in Maui Invitational (Honolulu), 11/22/23
**Had 15+ Rebounds:** Zach Edey (16), vs. Purdue in NCAA Tournament (Detroit), 3/31/24

**Had 7+ Offensive Rebounds:** Andersson Garcia (9), at Texas A&M, 2/10/24

**Made 15+ FGs:** Elston Turner (16-33), at Texas A&M, 2/23/13 *(4OT)*
**Made 12+ FGs:** Zach Edey (13-21), vs. Purdue in NCAA Tournament (Detroit), 3/31/24
**Made 10+ FGs:** Zach Edey (13-21), vs. Purdue in NCAA Tournament (Detroit), 3/31/24

**Took 25+ FGs:** Elston Turner (16-33), at Texas A&M, 2/23/13 *(4OT)*
**Took 20+ FGs:** Zach Edey (13-21), vs. Purdue in NCAA Tournament (Detroit), 3/31/24

**Shot 100 Percent (min. 7 FGM):** Cameron Matthews (7-7), vs. Mississippi State in SEC Tournament (Nashville, Tenn.), 3/15/24
**Shot 100 Percent (min. 4 FGM):** Cameron Matthews (7-7), vs. Mississippi State in SEC Tournament (Nashville, Tenn.), 3/15/24
**Shot 75 Percent (min. 10 FGM):** TyTy Washington Jr. (10-13), at Kentucky, 1/15/22
**Shot 75 Percent (min. 8 FGM):** Norchad Omier (8-10), vs. Baylor in Baha Mar Championship (Nassau, Bahamas), 11/22/24
**Shot 75 Percent (min. 5 FGM):** Norchad Omier (8-10), vs. Baylor in Nassau, 11/22/24

**Made 8+ 3Ps:** Jordan Burns (8-13), vs. Colgate in NCAA Tournament (Columbus, Ohio)
**Made 7+ 3Ps:** Reed Sheppard (7-10), vs. Kentucky, 3/9/24
**Made 6+ 3Ps:** Reed Sheppard (7-10), vs. Kentucky, 3/9/24
**Made 5+ 3Ps Without a Miss:** Aric Holman (5-5), vs. Mississippi State in SEC Tournament (Nashville, Tenn.), 3/15/19
**Made 3+ 3Ps Without a Miss:** Myles Stute (3-3), vs. South Carolina, 1/30/24

**Took 15+ 3Ps:** Ralston Turner (8-17), at NC State, 12/17/14
**Took 12+ 3Ps:** Reyne Smith (4-12), at Louisville, 11/9/24
**Took 10+ 3Ps:** Isaac Haney (5-11), vs. Austin Peay, 11/17/24

**Made 15+ FTs:** Wade Taylor IV (16-17), at Texas A&M, 2/21/23
**Made 10+ FTs:** Kasparas Jakučionis (10-14), at Illinois, 12/14/24
**Made 10+ FTs Without a Miss:** Terrence Shannon Jr. (11-11), vs. Illinois, 12/9/23

**Took 20+ FTs:** Zach Edey (14-22), vs. Purdue in NCAA Tournament (Detroit), 3/31/24
**Took 15+ FTs:** Zach Edey (14-22), vs. Purdue in NCAA Tournament (Detroit), 3/31/24
**Took 10+ FTs:** Kasparas Jakučionis (10-14), at Illinois, 12/14/24

**Had 12+ Assists:** Ashton Hagans (12), vs. Kentucky in SEC Tournament (Nashville, Tenn.), 3/16/19
**Had 10+ Assists:** Elliot Cadeau (10), at North Carolina, 11/29/23
**Had 7+ Assists Without a Turnover:** Elliot Cadeau (10), at North Carolina, 11/29/23

**Had 6+ Steals:** Chucky Hepburn (6), at Louisville, 11/9/24
**Had 5+ Steals:** Chucky Hepburn (6), at Louisville, 11/9/24

**Had 7+ Blocks:** Luke Kornet (7), vs. Vanderbilt, 2/22/17
**Had 5+ Blocks:** Omar Payne (5), at Florida, 1/19/21

**Played Every Second:** Davonte Davis (40:00), at Arkansas, 2/14/24

**Converted 4-Point Play:** Kasparas Jakučionis (twice), at Illinois, 12/14/24

**Scored at Buzzer to Win:** DeAndre Gholston, vs. Missouri, 2/11/23 (35-footrunner after baseline inbounds with 4.2 seconds left)

**Scored 20 Points in First Half:** Anthony Edwards (20), at Georgia, 1/15/20
**Scored 20 Points in Second Half:** Reed Sheppard (22), vs. Kentucky, 3/9/24

**Had a 4x5 Game:** Nate Britt (11pts, 7ast, 5reb, 5stl), at North Carolina, 12/11/16
**Had a PTS/AST Double-Double:** Ashton Hagans (10pts, 12ast), vs. Kentucky in SEC Tournament (Nashville, Tenn.), 3/16/19
**Had a PTS/REB Double-Double:** Lynn Kidd (14pts, 12reb), vs. Miami in Jimmy V Classic (New York City), 12/10/24
**Had a 20-Point Double-Double With Assists:** Roosevelt Jones (21pts, 10ast), at Butler, 12/12/15
**Had a 20-Point Double-Double With Rebounds:** Norchad Omier (22pts, 10reb), vs. Baylor in Baha Mar Championship (Nassau, Bahamas), 11/22/24

**Was Called for Technical Foul:** Donnie Freeman, vs. Syracuse, 12/3/24
**Was Ejected:** Latrell Reid (two technical fouls), vs. Saint Peter's in NCAA Tournament (Charlotte, N.C)., 3/21/24

# RICK BARNES

Head Coach | 10th Season at Tennessee | 38th Overall

## CAREER RECORDS

**Overall Record:** 818-415
**Conference Games:** 370-251
**Non-Conference Games (reg. season):** 371-98
**Conference Tournament:** 42-34
**NCAA Tournament:** 30-28
**Overtime Games:** 34-40
**One-Point Games:** 19-27
**v. AP Top 25:** 131-198 *(49-92 v. T10 & 26-49 v. T5)*

## TENNESSEE RECORDS

**Overall Record:** 214-101
**SEC Games:** 100-61
**Non-Conference Games (reg. season):** 94-27
**SEC Tournament:** 11-7
**NCAA Tournament:** 9-6
**Overtime Games:** 5-6
**One-Point Games:** 2-5
**v. AP Top 25:** 35-37 *(13-13 v. T10 & 9-8 vs. T5)*

## NATIONAL COACHING HONORS

2024 Naismith Hall of Fame first-time nominee
2019 Naismith Coach of the Year Award
2019 USBWA Henry Iba Coach of the Year Award
2018 Coach Wooden "Keys to Life" Award
2018 Naismith Coach of the Year runner-up
2011 USBWA Good Guy Award
2009 Wooden Legends of Coaching Award

## LEAGUE COACHING HONORS (SIX)

1x SEC Coach of the Year (2018)
4x Big 12 Coach of the Year (2014, 2008, 2003, 1999)
1x CAA Co-Coach of the Year (1988)

## DISTRICT COACHING HONORS (12)

2x NABC District 21 Coach of the Year (2019, 2018)
2x USBWA District 4 Coach of the Year (2019, 2018)
5x NABC District 9 Coach of the Year (2014, 2008, 2003, 2001, 1999)
2x USBWA District 7 Coach of the Year (2001, 1999)
1x NABC District 1 Coach of the Year (1989)

## TEAM SUCCESS

32 postseason apearances (six at UT)
28 NCAA Tournament berths (six at UT)
Nine Sweet 16s (three at UT)
Four Elite Eights (one at UT)
One Final Four
24 20-win seasons (five at UT)
12 25-win seasons (five at UT)
Three 30-win seasons (one at UT)

## CHAMPIONSHIPS

1994 BIG EAST Tournament
1999 Big 12 regular season
2003 NCAA Tournament South Regional
2006 Big 12 co-regular season
2008 Big 12 co-regular season
2018 SEC co-regular season
2022 SEC Tournament
2024 SEC regular season

## ▶ RICK BARNES: CAREER BREAKDOWN

| Year | School | Overall | Conference | Finish | Postseason | Rank | RPI/NET | KPom |
|---|---|---|---|---|---|---|---|---|
| 1987-88 | George Mason | 20-10 (.667) | 9-5 (.643) | T-2nd | | -/- | 103 | n/a |
| **Totals** | **One Season** | **20-10 (.667)** | **9-5 (.643)** | | **0-0** | | **103** | |
| | | | | | | | | |
| 1988-89 | Providence | 18-11 (.621) | 7-9 (.438) | T-6th | NCAA Tourn. First Round | -/- | 29 | n/a |
| 1989-90 | Providence | 17-12 (.586) | 8-8 (.500) | T-6th | NCAA Tourn. First Round | -/- | 36 | n/a |
| 1990-91 | Providence | 19-13 (.594) | 7-9 (.438) | T-7th | NIT Quarterfinals | -/- | 53 | n/a |
| 1991-92 | Providence | 14-17 (.452) | 6-12 (.333) | 9th | | | 119 | n/a |
| 1992-93 | Providence | 20-13 (.606) | 9-9 (.500) | T-4th | NIT Semifinals | -/- | 41 | n/a |
| 1993-94 | Providence | 20-10 (.667) | 10-8 (.556) | T-4th | NCAA Tourn. First Round | -/- | 23 | n/a |
| **Totals** | **Six Seasons** | **108-76 (.587)** | **47-55 (.461)** | | **5-5 (0-3 NCAAT, 5-2 NIT)** | | **50.2** | |
| | | | | | | | | |
| 1994-95 | Clemson | 15-13 (.536) | 5-11 (.313) | T-6th | NIT First Round | -/- | 33 | n/a |
| 1995-96 | Clemson | 18-11 (.621) | 7-9 (.438) | 6th | NCAA Tourn. First Round | -/- | 44 | n/a |
| 1996-97 | Clemson | 23-10 (.697) | 9-7 (.563) | 4th | NCAA Tourn. Sweet 16 | 14/8 | 39 | 11 |
| 1997-98 | Clemson | 18-14 (.563) | 7-9 (.438) | T-4th | NCAA Tourn. First Round | -/- | 25 | 13 |
| **Totals** | **Four Seasons** | **74-48 (.607)** | **28-36 (.438)** | | **2-4 (2-3 NCAAT, 0-1 NIT)** | | **35.3** | |
| | | | | | | | | |
| 1998-99 | Texas | 19-13 (.594) | 13-3 (.813) | 1st | NCAA Tourn. First Round | -/- | 45 | 45 |
| 1999-00 | Texas | 24-9 (.727) | 13-3 (.813) | 2nd | NCAA Tourn. Second Round | 15/21 | 8 | 8 |
| 2000-01 | Texas | 25-9 (.735) | 12-4 (.750) | T-2nd | NCAA Tourn. First Round | 18/- | 13 | 27 |
| 2001-02 | Texas | 22-12 (.647) | 10-6 (.625) | T-3rd | NCAA Tourn. Sweet 16 | -/T18 | 15 | 27 |
| 2002-03 | Texas | 26-7 (.788) | 13-3 (.813) | 2nd | NCAA Tourn. Final Four | 5/3 | 5 | 7 |
| 2003-04 | Texas | 25-8 (.758) | 12-4 (.750) | T-2nd | NCAA Tourn. Sweet 16 | 12/10 | 9 | 17 |
| 2004-05 | Texas | 20-11 (.645) | 9-7 (.563) | T-5th | NCAA Tourn. First Round | -/- | 38 | 28 |
| 2005-06 | Texas | 30-7 (.811) | 13-3 (.813) | T-1st | NCAA Tourn. Elite Eight | 9/9 | 10 | 3 |
| 2006-07 | Texas | 25-10 (.714) | 12-4 (.750) | 3rd | NCAA Tourn. Second Round | 11/16 | 26 | 25 |
| 2007-08 | Texas | 31-7 (.816) | 13-3 (.813) | T-1st | NCAA Tourn. Elite Eight | 7/5 | 6 | 9 |
| 2008-09 | Texas | 23-12 (.657) | 9-7 (.563) | T-4th | NCAA Tourn. Second Round | -/23 | 38 | 22 |
| 2009-10 | Texas | 24-10 (.706) | 9-7 (.563) | T-6th | NCAA Tourn. First Round | -/- | 35 | 19 |
| 2010-11 | Texas | 28-8 (.778) | 13-3 (.813) | 2nd | NCAA Tourn. Second Round | 8/16 | 11 | 5 |
| 2011-12 | Texas | 20-14 (.588) | 9-9 (.500) | 6th | NCAA Tourn. First Round | -/- | 57 | 32 |
| 2012-13 | Texas | 16-18 (.471) | 7-11 (.389) | 7th | CBI First Round | -/- | 121 | 94 |
| 2013-14 | Texas | 24-11 (.686) | 11-7 (.611) | T-3rd | NCAA Tourn. Second Round | -/- | 41 | 41 |
| 2014-15 | Texas | 20-14 (.588) | 8-10 (.444) | T-6th | NCAA Tourn. First Round | -/- | 51 | 24 |
| **Totals** | **17 Seasons** | **402-180 (.691)** | **186-94 (.664)** | | **19-17 (19-16 NCAAT, 0-1 CBI)** | | **31.1** | **25.5** |
| | | | | | | | | |
| 2015-16 | Tennessee | 15-19 (.441) | 6-12 (.333) | 12th | | -/- | 142 | 103 |
| 2016-17 | Tennessee | 16-16 (.500) | 8-10 (.444) | 9th | | -/- | 80 | 57 |
| 2017-18 | Tennessee | 26-9 (.743) | 13-5 (.722) | T-1st | NCAA Tourn. Second Round | 13/16 | 10 | 13 |
| 2018-19 | Tennessee | 31-6 (.838) | 15-3 (.833) | T-2nd | NCAA Tourn. Sweet 16 | 6/5 | 9 | 10 |
| 2019-20 | Tennessee | 17-14 (.548) | 9-9 (.500) | 8th | *Canceled (COVID-19)* | -/- | 63 | 68 |
| 2020-21 | Tennessee | 18-9 (.667) | 10-7 (.588) | 4th | NCAA Tourn. First Round | -/- | 13 | 28 |
| 2021-22 | Tennessee | 27-8 (.771) | 14-4 (.778) | T-2nd | NCAA Tourn. Second Round | 5/15 | 7 | 9 |
| 2022-23 | Tennessee | 25-11 (.694) | 11-7 (.611) | T-4th | NCAA Tourn. Sweet 16 | 20/16 | 5 | 6 |
| 2023-24 | Tennessee | 27-9 (.750) | 14-4 (.778) | 1st | NCAA Tourn. Elite Eight | 5/5 | 7 | 5 |
| 2024-25 | Tennessee | 12-0 (1.000) | | | | | | |
| **Totals** | **10th Season** | **214-101 (.679)** | **100-61 (.621)** | | **9-6 (9-6 NCAAT)** | | **37.3** | **33.2** |
| | | | | | | | | |
| **OVERALL** | **38th Season** | **818-415 (.663)** | **370-251 (.596)** | | **35-32 (30-28 NCAAT, 5-3 NIT, 0-1 CBI)** | | **38.1** | |

## BARNES: WHEN & WHERE

**Home:** 505-99 (129-24 at UT)
**Away:** 184-207 (48-50 at UT)
**Neutral:** 129-109 (37-27 at UT)
**Food City Center:** 129-25 *(one loss with Texas)*
**November:** 138-37 (44-14 at UT)
**December:** 197-54 (47-12 at UT)
**January:** 192-117 (50-25 at UT)
**February:** 172-119 (43-30 at UT)
**March:** 119-87 (30-20 at UT)
**April:** 0-1 (0-0 at UT)

## BARNES: STREAKS

**Wins:** 19 (Nov. 28, 2019 to Feb. 13, 2019)
**Home Wins:** 31 (Jan. 6, 2018 to Dec. 4, 2019)
**Conf. Wins:** 11 (Jan. 5, 2019 to Feb. 13, 2019)
**Losses:** Five (3x; last Jan. 5, 2013 to Jan. 21, 2013)
**Conf. Losses:** Five (2x; last Jan. 5, 2013 to Jan. 21, 2013)

## BARNES VS. CURRENT SEC COACHES

| COACH | All | Tenn | Tex | Clem | PC | GM |
|---|---|---|---|---|---|---|
| Beard, Chris | 1-1 | 1-1 | - | - | - | - |
| Byington, Mark | 0-0 | - | - | - | - | - |
| Calipari, John | 13-12 | 11-10 | 2-2 | - | - | - |
| Gates, Dennis | 1-2 | 1-2 | - | - | - | - |
| Golden, Todd | 1-1 | 1-1 | - | - | - | - |
| Jans, Chris | 2-2 | 2-2 | - | - | - | - |
| McMahon, Matt | 3-0 | 3-0 | - | - | - | - |
| Moser, Porter | 0-1 | 0-1 | | | | |
| Oats, Nate | 4-3 | 4-3 | - | - | - | - |
| Paris, Lamont | 4-1 | 4-1 | - | - | - | - |
| Pearl, Bruce | 7-10 | 6-8 | 1-2 | - | - | - |
| Pope, Mark | 0-0 | - | - | - | - | - |
| Terry, Rodney | 2-1 | 1-1 | 1-0 | | | |
| White, Mike | 10-2 | 10-2 | - | - | - | - |
| Williams, Buzz | 4-3 | 4-3 | - | - | - | - |
| **TOTAL** | **52-39** | **48-35** | **4-4** | | | |

**vs. BARNES...**

| | |
|---|---|
| Beard, Chris | 0-1 at Ole Miss and 1-0 at Texas |
| Byington, Mark | 0-0 |
| Calipari, John | 11-11 at Kentucky, 1-2 at Memphis |
| Gates, Dennis | 2-1 at Missouri |
| Golden, Todd | 1-1 at Florida |
| Jans, Chris | 2-2 at Mississippi State |
| McMahon, Matt | 0-2 at LSU, 0-1 at Murray State |
| Moser, Porter | 1-0 at Loyola Chicago |
| Oats, Nate | 3-4 at Alabama |
| Paris, Lamont | 1-3 at South Carolina, 0-1 at UTC |
| Pearl, Bruce | 8-6 at Auburn, 2-1 at Tennessee |
| Pope, Mark | 0-0 |
| Terry, Rodney | 1-1 at Texas, 0-1 at Fresno State |
| White, Mike | 0-2 at Georgia, 2-8 at Florida |
| Williams, Buzz | 3-4 at Texas A&M |

## BARNES vs. THE SEC (187-114)

| OPPONENT | ALL | Tenn | Tex | Clem | Prov | GMU |
|---|---|---|---|---|---|---|
| Alabama | 6-6 | 6-5 | - | - | 0-1 | - |
| Arkansas | 10-7 | 7-6 | 3-1 | - | - | - |
| Auburn | 6-8 | 6-8 | - | - | - | - |
| Florida | 9-3 | 9-3 | - | - | - | - |
| Georgia | 7-7 | 6-5 | 1-1 | 0-1 | - | - |
| Kentucky | 12-12 | 11-10 | 0-1 | 1-1 | - | - |
| LSU | 6-9 | 5-6 | 1-3 | - | - | - |
| Ole Miss | 9-3 | 9-3 | - | - | - | - |
| Oklahoma | 21-20 | - | 21-19 | - | 0-1 | - |
| Mississippi State | 14-4 | 11-4 | 3-0 | - | - | - |
| Missouri | 18-12 | 7-5 | 10-7 | 1-0 | - | - |
| South Carolina | 17-5 | 12-5 | - | 4-0 | 1-0 | - |
| Tennessee | 2-2 | - | 2-2 | - | - | - |
| Texas | 2-1 | 2-1 | - | - | - | - |
| Texas A&M | 32-11 | 7-4 | 23-7 | 2-0 | - | - |
| Vanderbilt | 16-4 | 15-4 | 1-0 | - | - | - |

## CAREER WINS - ALL-TIME DI HEAD COACHES

| RANK | COACH | SCHOOLS | WINS |
|---|---|---|---|
| 1 | Mike Krzyewski | Two | 1,202 |
| 2 | Jim Boeheim | One | 1,015 |
| 3 | Bob Huggins | Five (four DI) | 935 |
| 4 | Jim Calhoun | Three (two DI) | 920 |
| 5 | Roy Williams | Two | 903 |
| 6 | Bob Knight | Three | 902 |
| 7 | Dean Smith | One | 879 |
| 8 | Adolph Rupp | One | 876 |
| 9 | Cliff Ellis | Four | 831 |
| 10 | Jim Phelan | One | 830 |
| 11 | *John Calipari** | *Three* | *823* |
| ***12*** | ***Rick Barnes**** | ***Five*** | ***818*** |
| 13 | Rollie Massimino | Five (three DI) | 816 |
| 14 | Eddie Sutton | Five | 806 |
| 15 | Rick Byrd | Three (one DI) | 805 |
| *16* | *Bill Self** | *Four* | *804* |
| 17 | Lefty Driesell | Four | 786 |
| 18 | Lute Olson | Three | 781 |
| 19 | Lou Henson | Four | 779 |
| *20* | *Kelvin Sampson* | *Five (four DI)* | *772* |

*through Dec. 28, 2024 (min. 10 seasons as DI head coach)*
** indicates active coach*
***NOTE: Barnes is No. 11 in all-time wins exclusively at DI schools, ahead of Jim Phelan (179) and Rollie Massimino (415).***

## CAREER WINS - ACTIVE DI HEAD COACHES

| RANK | COACH | SCHOOL | WINS |
|---|---|---|---|
| 1 | John Calipari | Arkansas | 823 |
| ***2*** | ***Rick Barnes*** | ***Tennessee*** | ***818*** |
| 3 | Bill Self | Kansas | 804 |
| 4 | Kelvin Sampson | Houston | 772 |
| 5 | Dana Altman | Oregon | 766 |
| 6 | Rick Pitino | St. John's | 742 |
| 7 | Mark Few | Gonzaga | 724 |
| 8 | Tom Izzo | Michigan State | 717 |
| 9 | Greg Kampe | Oakland | 703 |
| 10 | Steve Alford | Nevada | 691 |
| 11 | Bruce Pearl | Auburn | 673 |
| 12 | Leonard Hamilton | Florida State | 630 |
| 13 | Lennie Acuff | Lipscomb | 625 |
| 14 | Fran Dunphy | La Salle | 619 |
| 15 | Greg McDermott | Creighton | 613 |

*through Dec. 28, 2024 (min. five seasons as DI head coach)*

## DI 30-WIN SEASONS - ACTIVE HEAD COACHES

| RANK | COACH | SCHOOL | TOTAL |
|---|---|---|---|
| T-1 | John Calipari | Kentucky | 10 |
| T-1 | Bill Self | Kansas | 10 |
| 3 | Mark Few | Gonzaga | 8 |
| T-4 | Tom Izzo | Michigan State | 5 |
| T-4 | Rick Pitino | St. John's | 5 |
| T-4 | Kelvin Sampson | Houston | 5 |
| **T-7** | **Rick Barnes** | **Tennessee** | **3** |
| T-7 | Mick Cronin | UCLA | 3 |
| *T-9* | *11-way tie* | | *2* |

*through 2023-24 season (only includes seasons at DI level)*

## DI 25-WIN SEASONS - ACTIVE HEAD COACHES

| RANK | COACH | SCHOOL | TOTAL |
|---|---|---|---|
| 1 | Mark Few | Gonzaga | 23 |
| T-2 | John Calipari | Kentucky | 19 |
| T-2 | Bill Self | Kansas | 19 |
| 4 | Rick Pitino | St. John's | 15 |
| T-5 | Randy Bennett | Saint Mary's | 14 |
| T-5 | Tom Izzo | Michigan State | 14 |
| **T-7** | **Rick Barnes** | **Tennessee** | **12** |
| T-7 | Matt Painter | Purdue | 12 |
| 9 | Kelvin Sampson | Houston | 11 |
| 10 | Thad Matta | Butler | 10 |

*through 2023-24 season (only includes seasons at DI level)*

## DI 20-WIN SEASONS - ALL-TIME HEAD COACHES

| RANK | COACH | TOTAL | ACTIVE RANK |
|---|---|---|---|
| 1 | Mike Krzyzewski | 37 | |
| 2 | Jim Boeheim | 34 | |
| 3 | Dean Smith | 30 | |
| T-4 | Bob Knight | 29 | |
| T-4 | Roy Williams | 29 | |
| T-6 | John Calipari | 28 | 1st active |
| T-6 | Bob Huggins | 28 | |
| T-6 | Lute Olson | 28 | |
| T-9 | Bill Self | 26 | T-2nd active |
| T-9 | Dana Altman | 25 | T-2nd active |
| T-11 | Mark Few | 25 | T-3rd active |
| T-11 | Eddie Sutton | 25 | |
| T-11 | Jerry Tarkanian | 25 | |
| **T-14** | **Rick Barnes** | **24** | **T-5th active** |
| T-14 | Jim Calhoun | 24 | |
| T-14 | Rick Pitino | 24 | T-5th active |
| T-14 | Kelvin Sampson | 24 | T-5th active |
| 18 | Tom Izzo | 23 | 8th active |
| T-19 | Lefty Driesell | 22 | |
| T-19 | Mike Montgomery | 22 | |

*through 2023-24 season (only includes seasons at DI level)*

## CONSEC. DI 20-WIN SEASONS - ACTIVE HEAD COACHES

| RANK | COACH | YEARS (SCHOOL) | TOTAL |
|---|---|---|---|
| 1 | Mark Few | 2000-24 (Gonzaga) | 25^ |
| 2 | Bill Self | 1999-2017 (*three schools*) | 19 |
| 3 | Thad Matta | 2001-2016 (*three schools*) | 16 |
| **T-4** | **Rick Barnes** | **2000-12 (Texas)** | **13** |
| T-4 | Randy Bennett | 2008-20 (Saint Mary's) | 13 |
| T-4 | John Calipari | 1991-96; 2001-07 (*two schools*) | 13 |
| T-7 | John Calipari | 2009-20 (*two schools*) | 12 |
| T-7 | Keith Dambrot | 2006-17 (Akron) | 12 |
| T-7 | Kelvin Sampson | 1997-2008 (*two schools*) | 12 |
| T-10 | Dana Altman | 1999-2009 (Creighton) | 11 |
| T-10 | Jamie Dixon | 2004-14 (Pittsburgh) | 11 |

*through 2023-24 season (min. five full seasons as DI head coach)*
*^ indicates active streak*

## GAMES COACHED - ALL-TIME DI HEAD COACHES

| RANK | COACH | TOTAL | ACTIVE RANK |
|---|---|---|---|
| 1 | Mike Krzyzewski | 1,570 | |
| 2 | Jim Boehim | 1,456 | |
| 3 | Cliff Ellis | 1,396 | |
| 4 | Jim Phelan | 1,354 | |
| 5 | Jim Calhoun | 1,317 | |
| 6 | Bob Huggins | 1,349 | |
| 7 | Jerry Slocum | 1,279 | |
| 8 | Rollie Massimino | 1,278 | |
| 9 | Bob Knight | 1,273 | |
| 10 | Jim Larrañaga | 1,252 | |
| 11 | Greg Kampe | 1,249 | 1st active |
| **12** | **Rick Barnes** | **1,233** | **2nd active** |
| 13 | Rick Byrd | 1,208 | |
| 14 | Lou Henson | 1,191 | |
| 15 | Lefty Driesell | 1,180 | |

*through Dec. 28, 2024 (min. 10 seasons as DI head coach)*

## TOTAL SEASONS - ACTIVE HEAD COACHES

| RANK | COACH | SCHOOL | TOTAL |
|---|---|---|---|
| 1 | Greg Kampe | Oakland | 41 (26 DI) |
| **2** | **Rick Barnes** | **Tennessee** | **38 (all DI)** |
| T-3 | Leonard Hamilton | Florida State | 37 (all DI) |
| T-3 | Rick Pitino | St. John's | 37 (all DI) |
| T-5 | Dana Altman | Oregon | 36 (all DI) |
| T-5 | Kelvin Sampson | Houston | 36 (32 NCAA/DI) |
| T-7 | Lennie Acuff | Lipscomb | 34 (30 NCAA; six DI) |
| T-7 | Steve Alford | Nevada | 34 (33 NCAA; 30 DI) |
| T-9 | John Calipari | Arkansas | 33 (all DI) |
| T-9 | Fran Dunphy | La Salle | 33 (all DI) |

*includes 2024-25 season (min. five seasons as DI head coach)*

## CONSECUTIVE SEASONS AS ACTIVE HEAD COACH

| RANK | COACH | SCHOOL | TOTAL |
|---|---|---|---|
| 1 | Greg Kampe | Oakland | 41 (26 DI) |
| **2** | **Rick Barnes** | **Tennessee** | **38 (all DI)** |
| 3 | Dana Altman | Oregon | 36 (all DI) |
| 4 | Steve Alford | Nevada | 34 (33 NCAA; 30 DI) |
| T-5 | Lennie Acuff | Lipscomb | 32 (30 NCAA; six DI) |
| T-5 | Bill Self | Kansas | 32 (all DI) |
| T-7 | Ron Hunter | Tulane | 31 (27 DI) |
| T-7 | Greg McDermott | Creighton | 31 (24 DI) |
| T-9 | Tom Izzo | Michigan State | 30 (all DI) |
| T-9 | Scott Nagy | Wright State | 30 (20 DI) |

*includes 2024-25 season (min. five full seasons as DI head coach)*
*NOTE: list includes only active DI head coaches; it does not count Jim Larrañaga, who retired in 2024-25, during his 41st straight active year.*

## NCAA DI TOURNAMENT BERTHS - ALL-TIME DI HEAD COACHES

| RANK | COACH | SCHOOLS | BERTHS |
|---|---|---|---|
| 1 | Mike Krzyewski | Duke | 36 |
| 2 | Jim Boeheim | Syracuse | 35 |
| 3 | Roy Williams | Kansas, North Carolina | 30 |
| ***T-4*** | ***Rick Barnes**** | ***Four schools*** | ***28*** |
| T-4 | Bob Knight | Indiana, Texas Tech | 28 |
| T-5 | Lute Olson | Iowa, Arizona | 27 |
| T-5 | Dean Smith | North Carolina | 27 |
| T-8 | Bob Huggins | *Three schools* | 26 |
| *T-8* | *Tom Izzo** | *Michigan State* | *26* |
| 10 | Eddie Sutton | *Four schools* | 25 |
| *T-11* | *Mark Few** | *Gonzaga* | *24* |
| *T-11* | *Bill Self** | *Three schools* | *24* |
| 13 | Denny Crum | Louisville | 23 |
| 14 | Jim Calhoun | Northeastern, Connecticut | 22 |
| *15* | *John Calipari* | *Three schools* | *21* |
| T-16 | Lon Kruger | *Five schools* | 20 |
| T-16 | Adolph Rupp | Kentucky | 20 |
| T-16 | John Thompson | Georgetown | 20 |

*through 2023-24 season*
** indicates active coach*

## NCAA DI TOURNAMENT BERTHS - ACTIVE DI HEAD COACHES

| RANK | COACH | SCHOOLS | BERTHS |
|---|---|---|---|
| **1** | **Rick Barnes** | **Four** | **28** |
| 2 | Tom Izzo | One | 26 |
| T-3 | Mark Few | One | 24 |
| T-3 | Bill Self | Three | 24 |
| 5 | John Calipari | Three | 21 |
| 6 | Kelvin Sampson | Four | 19 |
| 7 | Fran Dunphy | Two | 17 |
| 8 | Dana Altman | Three | 16 |

*through 2023-24 season*

## CONSECUTIVE NCAA DI TOURNAMENT BERTHS - ALL-TIME DI HEAD COACHES

| RANK | COACH | YEARS (SCHOOL) | BERTHS |
|---|---|---|---|
| *1* | *Tom Izzo** | *1998-2024 (Michigan State)* | *26^* |
| *T-2* | *Mark Few** | *2000-24 (Gonzaga)* | *24^* |
| T-2 | Mike Krzyzewski | 1996-2019 (Duke) | 24 |
| 4 | Dean Smith | 1975-97 (North Carolina) | 23 |
| 5 | Roy Williams | 1990-2009 (*two schools*) | 20 |
| *6* | *Bill Self** | *1999-2017 (two schools)* | *18* |
| ***7*** | ***Rick Barnes**** | ***1996-2012 (two schools)*** | ***17*** |
| 8 | Bob Knight | 1986-2000 (Indiana) | 15 |
| T-9 | Bob Huggins | 1992-2005 (Cincinnati) | 14 |
| T-9 | Lute Olson | 1985-98 (Arizona) | 14 |
| T-9 | Tubby Smith | 1994-2007 (*three schools*) | 14 |
| T-9 | John Thompson | 1979-92 (Georgetown) | 14 |

*through 2023-24 season*
** indicates active coach*
*^ indicates active streak*

## CONSECUTIVE NCAA DI TOURNAMENT BERTHS - ACTIVE DI HEAD COACHES

| RANK | COACH | YEARS (SCHOOL) | BERTHS |
|---|---|---|---|
| 1 | Tom Izzo* | 1998-2024 (Michigan State) | 26^ |
| 2 | Mark Few* | 2000-24 (Gonzaga) | 24^ |
| 3 | Bill Self* | 1999-2017 (two schools) | 18 |
| **4** | **Rick Barnes*** | ***1996-2012 (two schools)*** | **17** |
| 5 | Mick Cronin | 2011-23 (*two schools*) | 12^ |
| T-6 | Matt Painter | 2015-24 (Purdue) | 9^ |
| T-6 | Kelvin Sampson | 1995-2003 (Oklahoma) | 9 |
| 8 | Jamie Dixon | 2004-11 (Pittsburgh) | 8 |

*through 2023-24 season*
** indicates active coach*
*^ indicates active streak*

## NCAA DI TOURNAMENT GAMES - ACTIVE DI HEAD COACHES

| RANK | COACH | SCHOOLS | GAMES |
|---|---|---|---|
| 1 | Tom Izzo | Michigan State | 81 |
| 2 | Bill Self | *Three schools* | 75 |
| 3 | John Calipari | *Three schools* | 68 |
| 4 | Mark Few | Gonzaga | 67 |
| **5** | **Rick Barnes** | ***Four schools*** | **58** |
| 6 | Rick Pitino | *Five schools* | 57 |
| 7 | Kelvin Sampson | *Four schools* | 45 |
| 8 | Matt Painter | Southern Illinois, Purdue | 38 |
| 9 | Thad Matta | *Three schools* | 37 |
| 10 | Dana Altman | *Three schools* | 34 |

*through 2023-24 season*

## NCAA DI TOURNAMENT WINS - ACTIVE DI HEAD COACHES

| RANK | COACH | SCHOOLS (by apps) | GAMES |
|---|---|---|---|
| 1 | Tom Izzo | Michigan State | 56 |
| 2 | Bill Self | *Three schools* | 53 |
| 3 | John Calipari | *Three schools* | 48 |
| 4 | Mark Few | Gonzaga | 43 |
| 5 | Rick Pitino | *Five schools* | 39 |
| **6** | **Rick Barnes** | ***Four schools*** | **30** |
| 7 | Kelvin Sampson | *Four schools* | 26 |
| 8 | Thad Matta | *Three schools* | 24 |
| 9 | Matt Painter | Purdue | 22 |
| 10 | Scott Drew | Baylor | 20 |

*through 2023-24 season*

## NCAA TOURNAMENT AT FOUR DI SCHOOLS - ALL-TIME HEAD COACHES (15 total; five active)

| COACH | SCHOOLS |
|---|---|
| Steve Alford* (5) | Missouri State, Iowa, New Mexico, UCLA, Nevada |
| ***Rick Barnes**** | ***Providence, Clemson Texas, Tennessee*** |
| John Beilein | Cainisius, Richmond, West Virginia, Michigan |
| Lefty Driesell | Davidson, Maryland, James Madison, Georgia State |
| Cliff Ellis | South Alabama, Clemson, Auburn, Coastal Carolina |
| Larry Eustachy | Utah State, Iowa State, Southern Miss, Colorado State |
| Jim Harrick | Pepperdine, UCLA, Rhode Island, Georgia |
| Ben Howland | Northern Arizona, Pittsburgh, UCLA, Mississippi State |
| Lon Kruger (5) | Kansas State, Florida, Illinois, UNLV, Oklahoma |
| *Fran McCaffery** | *Lehigh, UNC Greensboro, Siena, Iowa* |
| Tom Penders | Rhode Island, Texas, George Washington, Houston |
| Rick Pitino* (5) | Boston U., Providence, Kentucky, Louisville, Iona |
| *Kelvin Sampson** | Washington State, Oklahoma, Indiana, Houston |
| Tubby Smith (5) | Tulsa, Georgia, Kentucky, Minnesota, Texas Tech |
| Eddie Sutton | Creighton, Arkansas, Kentucky, Oklahoma State |

*through 2023-24 season*
** indicates active coach*

## NCAA TOURNAMENT BERTHS - ACTIVE SEC COACHES

| RANK | COACH | SCHOOL | BERTHS |
|---|---|---|---|
| **1** | **Rick Barnes** | **Tennessee** | **28** |
| 2 | John Calipari | Arkansas | 21 |
| 3 | Bruce Pearl | Auburn | 13 |
| 4 | Buzz Williams | Texas A&M | 10 |
| 5 | Nate Oats | Alabama | 7 |
| T-6 | Chris Beard | Ole Miss | 5 |
| T-6 | Chris Jans | Mississippi State | 5 |
| 8 | Mike White | Georgia | 4 |
| T-9 | Matt McMahon | LSU | 3 |
| T-9 | Rodney Terry | Texas | 3 |
| T-11 | Dennis Gates | Missouri | 2 |
| T-11 | Todd Golden | Florida | 2 |
| T-11 | Porter Moser | Oklahoma | 2 |
| T-11 | Lamont Paris | South Carolina | 2 |
| T-11 | Mark Pope | Kentucky | 2 |
| 16 | Mark Byington | Vanderbilt | 1 |

*through 2023-24 season*

## NCAA TOURNAMENT WINS - ACTIVE SEC COACHES

| RANK | COACH | SCHOOL | WINS |
|---|---|---|---|
| 1 | John Calipari | Arkansas | 47 |
| **2** | **Rick Barnes** | **Tennessee** | **30** |
| 3 | Bruce Pearl | Auburn | 17 |
| T-4 | Chris Beard | Ole Miss | 11 |
| T-4 | Buzz Williams | Texas A&M | 11 |
| 6 | Nate Oats | Alabama | 10 |
| 7 | Mike White | Georgia | 7 |
| 8 | Porter Moser | Oklahoma | 6 |
| 9 | Rodney Terry | Texas | 4 |
| 10 | Matt McMahon | LSU | 2 |
| T-11 | Mark Byington | Vanderbilt | 1 |
| T-11 | Chris Jans | Mississippi State | 1 |
| T-11 | Dennis Gates | Missouri | 1 |
| T-14 | Todd Golden | Florida | 0 |
| T-14 | Lamont Paris | South Carolina | 0 |
| T-14 | Mark Pope | Kentucky | 0 |

*through 2023-24 season*

## AP NO. 1 RANKING AT MULTIPLE DI SCHOOLS - ALL-TIME HEAD COACHES (seven total; four active)

| COACH | SCHOOLS |
|---|---|
| ***Rick Barnes**** | ***Texas, Tennessee*** |
| *John Calipari** | *UMass, Memphis, Kentucky (three)* |
| Frank McGuire | St. John's, North Carolina, South Carolina (three) |
| *Bruce Pearl** | *Tennessee, Auburn* |
| *Rick Pitino** | *Kentucky, Louisville* |
| Eddie Sutton | Arkansas, Kentucky |
| Roy Williams | Kansas, North Carolina |

** indicates active coach*
***NOTE: Along with doing so this year, Rick Barnes also led Tennessee to the No. 1 ranking for four straight weeks in 2019 (Jan. 21-Feb. 17). He guided Texas to the No. 1 spot for two consecutive weeks in 2010 (Jan. 11-24), still the only time it has ever been atop the poll.***

## SWEET 16 BERTHS AT THREE DI SCHOOLS - ALL-TIME HEAD COACHES (12 total; five active)

| COACH | SCHOOLS (YEARS) |
|---|---|
| ***Rick Barnes**** | ***Clemson (1997), Texas (5x), Tennessee (3x)*** |
| Gene Bartow | Memphis (1973), UCLA (2x), UAB (2x) |
| John Calipari* | UMass (2x^), Memphis (3x^), Kentucky (8x) |
| Lon Kruger (4) | Kansas State (1988), Florida (1994), UNLV (2007), Oklahoma (2x) |
| Frank McGuire | St. John's (2x), North Carolina (1957), South Carolina (3x) |
| Ralph Miller | Wichita State (1964), Iowa (1970), Oregon State (1982) |
| Rick Pitino* | Providence (1987), Kentucky (5x), Louisville (3x+) |
| Bruce Pearl* | Milwaukee (2005), Tennessee (3x), Auburn (2019) |
| Bill Self* | Tulsa (2000), Illinois (2x), Kansas (10x^) |
| Eddie Sutton (4) | Creighton (1974) Arkansas (4x), Kentucky (2x), Oklahoma State (6x) |
| Tubby Smith | Tulsa (2x), Georgia (1996), Kentucky (6x) |
| Bruce Weber | Southern Illinois (2002), Illinois (2x), Kansas State (2018) |

*through 2023-24 season*
** indicates active coach*
*^ indictes one additional vacated appearance*
*+ indicates four additional vacated appearances*
***NOTE: Barnes is one of eight coaches—the others are Calipari, Kruger, Pitino, Pearl, Self, Smith and Weber—to achieve this feat in the 64-team era (since 1985).***

## 100+ WINS AT THREE DI SCHOOLS - ALL-TIME HEAD COACHES (26 total; six active)

| COACH | SCHOOLS (WINS) |
|---|---|
| *Steve Alford* (4)* | *Iowa (152), New Mexico (155), UCLA (124), Nevada (104)* |
| ***Rick Barnes**** | ***Providence (108), Texas (402), Tennessee (214)*** |
| John Beilein | Richmond (100), West Virginia (104), Michigan (277) |
| *John Calipari** | *UMass (189), Memphis (214), Kentucky (410)* |
| Bobby Cremins | App State (100), Georgia Tech (354), Charleston (144) |
| Mike Davis | Indiana (115), UAB (122), Texas Southern (115) |
| Tom Davis | Lafayette (116), Boston College (100), Iowa (270) |
| *Ed DeChellis** | *ETSU (105), Penn State (114), Navy (184)* |
| Lefty Driesell (4) | Davidson (176), Maryland (348), James Madison (159), Georgia State (103) |
| Hugh Durham | Florida State (230), Georgia (297), Jacksonville (106) |
| Cliff Ellis (4) | South Alabama (171), Clemson (177), Auburn (186), Coastal Carolina (297) |
| Larry Eustachy | Iowa State (101), Southern Miss (142), Colorado State (121) |
| Seth Greenberg | Long Beach State (105), USF (108), Virginia Tech (170) |
| Jeff Jones | Virginia (146), American (211), Old Dominion (203) |
| Bob Knight | Army West Point (102), Indiana (662), Texas Tech (138) |
| Lon Kruger | Florida (104), UNLV (161), Oklahoma (179) |
| Jim Larrañaga | Bowling Green (170), George Mason (273), Miami (274) |
| Frank McGuire | St. John's (102), North Carolina (164), South Carolina (283) |
| Mike Montgomery | Montana (154), Stanford (393), Cal (130) |
| Tom Penders | Fordham (125), Texas (208), Houston (121) |
| *Kelvin Sampson** | *Washington State (103), Oklahoma (281), Houston (272)* |
| *Herb Sendek** | *NC State (191), Arizona State (159), Santa Clara (149)* |
| Jerry Tarkanian | Long Beach State (116), UNLV (509), Fresno State (104) |
| Billy Tubbs | Oklahoma (333), TCU (156), Lamar (121) |
| Butch von Breda Kolff | Lafayette (132), Hofstra (215), Princeton (103) |
| Bruce Weber | Southern Illinois (103), Illinois (210), Kansas State (184) |

*through Dec. 28, 2024*
** indicates active coach*

## 200+ WINS AT TWO DI SCHOOLS - ALL-TIME HEAD COACHES (19 total; six active)

| COACH | SCHOOLS (WINS) |
|---|---|
| *Dana Altman** | *Creighton (327), Oregon (356)* |
| ***Rick Barnes**** | ***Texas (402), Tennessee (214)*** |
| Jim Calhoun | Northeastern (248), Connecticut (625) |
| *John Calipari** | *Memphis (214), Kentucky (408)* |
| *Fran Dunphy** | *Penn (310), Temple (270)* |
| Hugh Durham | Florida State (230), Georgia (297) |
| Lou Henson | Illinois (423), New Mexico State (289) |
| Bob Huggins | Cincinnati (399), West Virginia (345) |
| Jeff Jones | American (211), Old Dominion (203) |
| Jim Larrañaga | George Mason (273), Miami (274) |
| Bob Marlin | Sam Houston State (225), Louisiana (269) |
| Neil McCarthy | Weber State (205), New Mexico State (226) |
| Ralph Miller | Wichita State (220), Oregon State (342) |
| Johnny Orr | Michigan (209), Iowa State (218) |
| *Rick Pitino** | *Kentucky (219), Louisville (293)* |
| *Kelvin Sampson** | *Oklahoma (281), Houston (272)* |
| Norm Sloan | Florida (232), NC State (266) |
| Eddie Sutton | Arkansas (260), Oklahoma State (368) |
| Roy Williams | Kansas (418), North Carolina 485) |

*through Dec. 28, 2024*
** indicates active coach*
***NOTE: The only six coaches on the above two lists (100 x3 and 200 x2) are Rick Barnes, John Calipari, Hugh Durham, Jeff Jones, Jim Larrañaga and Kelvin Sampson. Just three of them are active.***

## BARNES PRODUCES PROS

- Through 2023-24, **Rick Barnes** has sent 44 players to the NBA across 37 seasons as a head coach. He has produced 33 NBA Draft choices, including 19 first-rounders, eight lottery picks, six top-10 selections, three top-five choices and two No. 2 overall picks. Eight of those players were one-and-done phenoms. Barnes' 33 draftees have combined to make over $1.45 billion dollars in NBA contracts, through the 2023-24 season.

**NBA DRAFT CHOICES AS HEAD COACH (33)**

| YEAR | PLAYER | SCHOOL | RD (PICK) | TEAM |
|---|---|---|---|---|
| 1990 | Abdul Shamsid-Deen | Providence | 2nd (53) | Seattle |
| 1991 | Eric Murdock | Providence | 1st (21) | Utah |
| 1994 | Dickey Simpkins | Providence | 1st (21) | Chicago |
| 1994 | Michael Smith | Providence | 2nd (35) | Sacramento |
| 1995 | Eric Williams+ | Providence | 1st (14) | Boston |
| 1995 | Troy Brown+ | Providence | 2nd (45) | Atlanta |
| 1997 | Austin Croshere+ | Providence | 1st (12) | Indiana |
| 1998 | Greg Buckner | Clemson | 2nd (53) | Dallas |
| 1999 | Kris Clack | Texas | 2nd (55) | Boston |
| 2000 | Chris Mihm | Texas | 1st (7) | Chicago |
| 2002 | Chris Owens | Texas | 2nd (48) | Milwaukee |
| 2003 | T.J. Ford | Texas | 1st (8) | Milwaukee |
| 2004 | Royal Ivey | Texas | 2nd (37) | Atlanta |
| 2006 | LaMarcus Aldridge* | Texas | 1st (2) | Chicago |
| 2006 | P.J. Tucker | Texas | 2nd (35) | Toronto |
| 2006 | Daniel Gibson | Texas | 2nd (42) | Cleveland |
| 2007 | Kevin Durant* | Texas | 1st (2) | Seattle |
| 2008 | D.J. Augustin | Texas | 1st (9) | Charlotte |
| 2010 | Avery Bradley* | Texas | 1st (19) | Boston |
| 2010 | Damion James | Texas | 1st (24) | Atlanta |
| 2010 | Dexter Pittman | Texas | 2nd (32) | Miami |
| 2011 | Tristan Thompson* | Texas | 1st (4) | Cleveland |
| 2011 | Jordan Hamilton | Texas | 1st (26) | Dallas |
| 2011 | Cory Joseph* | Texas | 1st (29) | San Antonio |
| 2015 | Myles Turner* | Texas | 1st (11) | Indiana |
| 2019 | Grant Williams | Tennessee | 1st (22) | Boston |
| 2019 | Admiral Schofield | Tennessee | 2nd (42) | Philadelphia |
| 2019 | Jordan Bone | Tennessee | 2nd (57) | New Orleans |
| 2021 | Keon Johnson* | Tennessee | 1st (21) | New York |
| 2021 | Jaden Springer* | Tennessee | 1st (28) | Philadelphia |
| 2022 | Kennedy Chandler* | Tennessee | 2nd (38) | San Antonio |
| 2023 | Julian Phillips* | Tennessee | 2nd (35) | Boston |
| 2024 | Dalton Knecht& | Tennessee | 1st (17) | L.A. Lakers |

*+ indicates Barnes was no longer there when player finished his career*
** indicates one-and-done selection*
*& indicates player transferred in after beginning career elsewhere*

**ADDITIONAL NBA PLAYERS (UNDRAFTED) AS HEAD COACH (11)**

| YEAR^ | PLAYER | SCHOOL | TEAM |
|---|---|---|---|
| 1992 | Marty Conlon | Providence | Seattle |
| 1996 | Marques Bragg | Providence | Minnesota |
| 2000 | Ira Bowman% | Providence | Philadelphia |
| 1997 | Devin Gray | Clemson | Sacramento |
| 2000 | Harold Jamison | Clemson | Miami |
| 2002 | Maurice Evans& | Texas | Minnesota |
| 2005 | James Thomas | Texas | Portland |
| 2017 | Sheldon McClellan% | Texas | Washington |
| 2017 | Isaiah Taylor+ | Texas | Houston |
| 2020 | Kyle Alexander | Tennessee | Miami |
| 2022 | Yves Pons | Tennessee | Memphis |

*^ indicates year player made his NBA debut*
*% indicates player transferred out and completed career elsewhere*
*& indicates player transferred in after beginning career elsewhere*
*+ indicates Barnes was no longer there when player finished his career*

- In eight years as an assistant coach, **Rick Barnes** helped seven players from three different schools reach the NBA. Six were chosen in the NBA Draft, including four in the first round, two in the top 10 and one in the top three.

**NBA PLAYERS AS ASSISTANT COACH (SEVEN)**

| YEAR | PLAYER | SCHOOL | RD (PICK) | TEAM |
|---|---|---|---|---|
| 1986 | Buck Johnson | Alabama | 1st (20) | Houston |
| 1987 | Dennis Hopson | Ohio State | 1st (3) | New Jersey |
| 1987 | Derrick McKey+ | Alabama | 1st (9) | Seattle |
| 1987 | Jim Farmer III+ | Alabama | 1st (20) | Dallas |
| 1988 | Ricky Wilson+ | George Mason | 3rd (52) | Chicago |
| 1989 | Michael Ansley+ | Alabama | 2nd (37) | Orlando |
| 1989 | Rob Rose+ | George Mason | UDFA | LA Clippers |

*+ indicates Barnes was no longer there when player finished his career*

- In total, **Rick Barnes** has helped guide 51 players to the NBA. He has coached 40 NBA Draft choices, 23 first-rounders, 10 lottery picks, eight top-10 draftees, four top-five selections and three top-three picks.

## HALL CALLS

- **Rick Barnes** was announced on 12/21/23 as a first-time nominee for the Naismith Memorial Basketball Hall of Fame. He was among 17 first-time picks on the 2024 North American ballot, alongside names such as **Vince Carter**, **Mike Gminski**, **Bill Laimbeer** and the 2008 U.S. Olympic Redeem Team.
- On 12/19/24, Barnes garnered a position on the ballot for the second year in a row, earning his spot on the 2025 list.
- Barnes is one of just two active college coaches on the 2025 ballot who were nominated as coaches, alongside. Gonzaga's **Mark Few** (first year). Memphis' **Penny Hardaway** (second year) is also on the ballot as a player.
- **Rick Barnes** joined the North Carolina Sports Hall of Fame at the 59th annual induction celebration on 4/21/23, at the Raleigh Convention Center.
- The class of 2023 featured 14 members, including then-Vanderbilt head coach **Jerry Stackhouse**. In total, there are 400-plus members in the Hall, but Barnes was one of the first 10 inducted as a coach.
- For over 20 years, **Rick Barnes** has been a member of the Lenoir-Rhyne Sports Hall of Fame, as he was honored by his alma mater in its class of 2002. He is the fifth alumnus of Lenoir-Rhyne, located in Barnes' hometown of Hickory, N.C., to also earn a spot in the North Carolina Sports Hall of Fame.

## TREMENDOUS COACHING TREE

- **Rick Barnes** has seen 13 of his assistant coaches move on to become head coaches at the Division I level, with one also coaching professionally.

| COACH | HEAD COACHING JOBS |
|---|---|
| Kim English | George Mason, Providence* |
| Dennis Felton | Western Kentucky, Georgia, Cleveland State |
| Fran Fraschilla | Manhattan, St. John's, New Mexico |
| Frank Haith | Miami, Missouri, Tulsa |
| Rob Lanier | Siena, Georgia State, SMU, Rice* |
| Ken McDonald | Western Kentucky, Austin Toros (G League) |
| Chris Ogden | UT Arlington |
| Desmond Oliver | East Tennessee State |
| Michael Schwartz | East Carolina* |
| Herb Sendek | Miami (OH), NC State, Arizona State, Santa Clara* |
| Larry Shyatt | Clemson, Wyoming |
| Ricky Stokes | Virginia Tech, East Carolina |
| Rodney Terry | Fresno State, UTEP, Texas* |

*orange = former Tennessee assistants*
** current*

## BARNES' BIG-TIME BALLERS

- **Rick Barnes** has coached 11 All-Americans, 19 first team all-conference honorees, two national players of the year and six conference players of the year.

**ALL-AMERICANS**

| YEAR | PLAYER | SCHOOL | OUTLETS | TEAM |
|---|---|---|---|---|
| 1991 | Eric Murdock | Providence | consensus | 2nd |
| 2000 | Chris Mihm | Texas | consensus | 2nd |
| 2003 | T.J. Ford | Texas | consensus | 1st |
| 2006 | LaMarcus Aldridge | Texas | consensus | 1st |
| 2006 | P.J. Tucker | Texas | AP/USBWA | 2nd |
| | | | NABC | 3rd |
| 2007 | Kevin Durant | Texas | consensus | 1st |
| 2008 | D.J. Augustin | Texas | consensus | 1st |
| 2010 | Damion James | Texas | Sport. News | 2nd |
| | | | AP | 3rd |
| 2011 | Jordan Hamilton | Texas | consensus | 2nd |
| 2019 | Grant Williams | Tennessee | consensus | 1st |
| 2024 | Dalton Knecht | Tennessee | consensus | 1st |

**NATIONAL PLAYERS OF THE YEAR**

| YEAR | PLAYER | SCHOOL | OUTLETS |
|---|---|---|---|
| 2003 | T.J. Ford | Texas | Naismith, Wooden, Sport. News |
| 2007 | Kevin Durant | Texas | consensus |

**CONFERENCE PLAYERS OF THE YEAR**

| YEAR | PLAYER | SCHOOL | CONFERENCE |
|---|---|---|---|
| 1998 | Kenny Sanders | George Mason | CAA |
| 2006 | P.J. Tucker | Texas | Big 12 |
| 2007 | Kevin Durant | Texas | Big 12 |
| 2018 | Grant Williams | Tennessee | SEC |
| 2019 | Grant Williams | Tenneesee | SEC |
| 2024 | Dalton Knecht | Tennessee | SEC |

## FOLLOW THE TEAM

**Keep up with the Vols on Instagram:**
@ bishopb0swell — Bishop Boswell, Freshman Guard
@ staydownstone — Darlinstone Dubar, Fifth-Year Guard
@campbell_duncan44 — Campbell Duncan, Freshman Guard
@jpestrella13 — J.P. Estrella, Sophomore Forward
@jordanngainey — Jordan Gainey, Senior Guard
@grant_hurst — Grant Hurst, RS Junior Guard
@swaggychaz — Chaz Lanier, Fifth-Year Guard
@benlinnemeyer — Ben Linnemeyer, Freshman Guard
@jmash21 — Jahmai Mashack, Senior Guard
@the1_mili — Igor Miličić Jr., Senior Forward
@okpara_felix — Felix Okpara Junior Center
@gavin_p10 — Gavin Paull, Freshman Guard
@cadephillips12 — Cade Phillips, Sophomore Forward
@realzakaiz — Zakai Zeigler, Senior Guard
*Visit player bio pages on UTsports.com for additional social media handles, including X/Twitter.*

## FOLLOW THE BEAT

**Here is a list of media members who cover the Tennessee basketball beat and tweet about the Vols:**
@Ric_Butler — Ric Butler, RockyTopInsider.com
@EmCochranetv — Emilie Rae Cochrane, WBIR-TV
@PaigeDauerFDP — Paige Dauer, Full Disclosure Prods.
@FrankDeLucaTV — Frank DeLuca, WBIR-TV
@cdortch — Chris Dortch, Blue Ribbon Yearbook
@Gentry_Estes — Gentry Estes, The Tennessean
@VinceSports — Vince Ferrara, The Sports Animal WNML
@CamilleGearTV — Camille Gear, WBIR-TV
@JimmyHyams — Jimmy Hyams, The Sports Animal WNML
@CalebJarreau16 — Caleb Jarreau, The Daily Times
@caseykaytv — Casey Kay, WATE-TV
@Volquest_Rob — Rob Lewis, Volquest.com
@BenMckee14 — Ben McKee, GoVols247.com
@DavidSPaschall — David Paschall, Chattanooga Times Free Press
@GrantRamey — Grant Ramey, GoVols247.com
@joerexrode — Joe Rexrode, The Athletic
@ryleerobinsontv — Rylee Robinson, WVLT-TV
@Samrothman_ — Sam Rothman, WATE-TV
@wesrucker247 — Wes Rucker, GoVols247.com
@wvltrick — Rick Russo, WVLT-TV
@JohnSartoriTV — John Sartori, WVLT-TV
@rschump00 — Ryan Schumpert, RockyTopInsider.com
@RyanTSylvia — Ryan Sylvia, VolReport.com
@ByNoahTaylor — Noah Taylor, VolReport.com
@Reece_VH — Reece Van Haaften, WATE-TV
@TeresaMWalker — Teresa Walker, Associated Press
@Josh_Ward — Josh Ward, The Sports Animal WNML
@ByMikeWilson — Mike Wilson, Knoxville News Sentinel

## SECOND YEAR OF A NEW NAME

Tennessee Vice Chancellor/Director of Athletics **Danny White** announced Aug. 23, 2023, a multi-year naming-rights agreement with longtime UT Athletics corporate champion Food City to rebrand UT's on-campus arena as Thompson-Boling Arena at Food City Center.

The agreement with Food City was negotiated by Tennessee Athletics' multimedia rights partner, LEARFIELD/The Vol Network. Food City's overall commitment to UT Athletics will allow the University to invest in excess of $20 million over 10 years and will aid new and needed renovations of the arena and upgrades to the facility's interior and exterior.

Among the planned additions to the venue will include new club amenities, updates to the Ray Mears Room and a state-of-the-art center-hung video board. The exterior façade of the facility will be modernized and the look will be more in line with Tennessee's other athletics venues.

Food City's longstanding commitment to supporting UT Athletics and the department's mission of leading the way in college sports dates to 1997. The privately held family-owned company is headquartered in Abingdon, Va., and operates 152 retail locations in Tennessee, Virginia, Kentucky, Georgia and Alabama.

Opened in the fall of 1987, the arena is named for the late B. Ray Thompson and former UT President Dr. Edward J. Boling. The venue has undergone multiple phases of renovations in its 36-year history, most notably an overhaul in 2007 that included the addition of two levels of premium suites and one level of premium loge seating spanning the arena's north end.

## ON THE BENCH

### JUSTIN GAINEY — Associate Head Coach • NC State, 2000

- In his 19th year at the college level, including his 13th as a coach, Gainey is in his fourth season at Tennessee, including his third as associate head coack.
- Prior to coming to Tennessee in April 2021, Gainey spent the 2020-21 season as the associate head coach at Marquette, where he also worked from 2014-17.
- In between his stints in Milwaukee, Gainey was an assistant coach at Santa Clara in 2017-18 and Arizona from 2018-20.
- The High Point, N.C., native was a standout point guard at NC State from 1996-2000 and went 2-2 in matchups with Rick Barnes-led Clemson.

### ROD CLARK — Assistant Coach • Lindsey Wilson (Ky.), 2015

- A young and energetic rising star in the profession at age 31, Clark in his sixth season as a collegiate assistant in 2024-25 and his fourth at Tennessee.
- A native of Kansas City, Mo., Clark spent the 2020-21 season as an assistant coach at Austin Peay in nearby Clarksville, Tenn.
- Clark's first stop as a collegiate coach came in 2019-20 at UIC, where he was hired at just 26 years old.
- From 2017-19, Clark served as the top assistant coach at Sunrise Christian Academy, a prep powerhouse in Bel Aire, Kan., while also working with MoKan Elite.

### GREGG POLINSKY — Assistant Coach • Northern Arizona, 1981

- Now in his fourth year on the Tennessee staff, Polinsky served as a volunteer analyst in 2021-22 and was promoted to assistant coach following the season.
- The St. Louis native was a DI head coach at Georgia Southern (1995-99), as well as an assistant at Texas (1983-86), Alabama (1986-94) and Howard College (1981-83)
- Spent over two decades in NBA scouting and front-office positions with the New Jersey/Brooklyn Nets (1999-2018) and the Detroit Pistons (2018-21).
- Polinsky played at New Mexico for two seasons before transferring to Northern Arizona for the final season of his college career.

### BRYAN LENTZ — Assistant Coach • Lenoir-Rhyne, 2000

- The Lumberton, N.C., native is in his seventh season on staff at Tennessee, including his first as an assistant coach.
- Worked for Rick Barnes for four years at Texas, serving as a special assistant/video coordinator from 2010-14.
- Son of John Lentz, who was the head coach for 29 years (432-374) at Lenoir-Rhyne and was also Rick Barnes' roommate in college at the DII school in Hickory, N.C.
- Spent the 2014-18 seasons as an assistant coach at Appalachian State in Boone, N.C., as well as the 2001-10 campaigns at his alma mater, Lenoir-Rhyne.

### LUCAS CAMPBELL — Assistant Coach • Tennessee, 2019

- Returned to Tennessee in June of 2022 to serve his alma mater in the director of recruiting role and is now in his first year as an assistant coach.
- Spent the 2021-22 season as ETSU's director of basketball operations under then-head coach Desmond Oliver, a former Rick Barnes assistant at Tennessee.
- A four-year letter winner (2015-19) for the Volunteers, Campbell joined the program during Barnes' first year at the helm and appeared in 16 games as a collegian.
- The Knoxville, Tenn., native helped UT to a 57-15 record, an SEC regular season title, two NCAA Tournament bids and a Sweet 16 in his final two years as a player.

### MARY-CARTER EGGERT — Director of Basketball Operations • Tennessee, 2011

- A two-time Tennessee graduate, Eggert is in her 10th season working in the lead basketball operations role, dating back to Rick Barnes' first season.
- Part of a select group of females in a DOBO or Chief of Staff role in DI men's basketball, including an even smaller number at the Power Five level.
- The Richmond, Va., native spent three years on UT's media relations staff (2012-15), working closely with the Tennessee football program from 2012 to 2014.
- A Tennessee alumna who has worked with UT athletics in some capacity since arriving on campus as a freshman in 2007.

### GARRETT MEDENWALD — Director of Sports Performance • Wisconsin-Whitewater, 2013

- In his 10th season at Tennessee, as he joined Rick Barnes from day one, after working for him as a graduate manager (2012-14) and strength intern (2014-15) at Texas.
- The Green Bay, Wis., native was a running back at UW-Whitewater, where he helped lead the Warhawks to back-to-back national championships in 2010 and 2011.
- An elite powerlifter, Medenwald was a national qualifier in Olympic weightlifting and served as a coach and co-founder of the UW-Whitewater Olympic Lifting Club.
- Helped a Volunteer post the best max vertical leap at the 2023 (Julian Phillips), 2022 (Kennedy Chandler) and 2021 (Keon Johnson) NBA Draft Combines.

### CHAD NEWMAN — Athletic Trainer • Tennessee, 1994

- Now in his 29th season working with the basketball program at Tennessee, dating back to Sept. 1996 during his final year as a master's student at UT.
- A two-time Tennessee alum, Newman is in his 35th consecutive academic year on the UT campus after first coming to Knoxville, Tenn., as an undergrad in 1990.
- Under Newman's care, the Volunteers have advanced to postseason play 21 times, including 17 NCAA Tournament berths and eight Sweet Sixteen appearances.
- The Chattanooga, Tenn., native was the 2009 Tennessee Athletic Trainer's Society (TATS) Athletic Trainer of the Year.

### LUKE SCHAPKER — Director of Video and Analytics • Bowling Green, 2018

- Now is in his seventh year with the Tennessee basketball program after first joining the program as a graduate manager in 2018.
- Viewed by Rick Barnes as an indispensable member of the Tennessee staff, he is among Barnes' most trusted analytical minds.
- The Evansville, Ind., native earned a master's degree in sport management from Tennessee in 2020.
- Worked for four four years as a men's basketball student manager, including three years as a head manager, at Bowling Green during his undergraduate tenure.

### RILEY COLLINS — Assistant Director of Player Development • Drew (N.J.), 2020

- The Lacey, N.J., native is In his third year at Tennessee, incluing his first as the assistant director of player development, after joining the program in the summer of 2022.
- Worked as a graduate assistant at Marymount University in Arlington, Va., from 2020-22, as well as owns years of experience in skills development.
- Served as the head coach of the New Jersey Panthers in the Hoop Group Showcase League from 2019-22, guiding the team to the title in 2020.
- Four-time First Team All-Landmark Conference honoree and 2020 Reese's All-American at Drew, setting school record for points (1,973), assists and made 3-pointers.

### JUSTIN CALDWELL — Program Development Coordinator • Glenville State (W.Va.), 2013

- In his 12th year on a college coaching staff, including his second at a Division I institution and first at Tennessee.
- Owns experience at the youth, high school, DIII and DI levels, including serving as the head coach at Glenville State from 2018-23 and as an assistant at Marshall last year.
- Totaled 1,997 points in his four-year college career, including three at West Virginia Wesleyan, and was twice an All-West Virginia Intercollegiate Athletic Conference pick.
- The Mullens, W.Va., native is married to Kim Caldwell, the first-year head coach of the Tennessee women's basketball team.

# 3 BISHOP BOSWELL

**FR** Guard | 6-4 | 203 | Communication Studies
Charlotte, N.C. | Myers Park

## SEASON HIGHS

| | |
|---|---|
| **Points:** | 2 (2x) // last vs. Virginia, 11/21/24 |
| **Rebounds:** | 3 // at Illinois, 12/14/24 |
| **Assists:** | 3 // vs. Austin Peay, 11/17/24 |
| **Steals:** | 1 (2x) // last vs. Syracuse, 12/3/24 |
| **Blocks:** | -- // -- |
| **Field Goals:** | 1 (2x) // last vs. Virginia, 11/21/24 |
| **3-Pointers:** | -- // -- |
| **Free Throws:** | 1 // vs. Syracuse, 12/3/24 |
| **Minutes:** | 7:46 // vs. Montana, 11/13/24 |

## CAREER HIGHS

| | |
|---|---|
| **Points:** | 2 (2x) // last vs. Virginia, 11/21/24 |
| **Rebounds:** | 3 // at Illinois, 12/14/24 |
| **Assists:** | 3 // vs. Austin Peay, 11/17/24 |
| **Steals:** | 1 (2x) // last vs. Syracuse, 12/3/24 |
| **Blocks:** | -- // -- |
| **Field Goals:** | 1 (2x) // last vs. Virginia, 11/21/24 |
| **3-Pointers:** | -- // -- |
| **Free Throws:** | 1 // vs. Syracuse, 12/3/24 |
| **Minutes:** | 7:46 // vs. Montana, 11/13/24 |

## SEC HIGHS

| | |
|---|---|
| **Points:** | -- // -- |
| **Rebounds:** | -- // -- |
| **Assists:** | -- // -- |
| **Steals:** | -- // -- |
| **Blocks:** | -- // -- |
| **Field Goals:** | -- // -- |
| **3-Pointers:** | -- // -- |
| **Free Throws:** | -- // -- |
| **Minutes:** | -- // -- |

## PRODUCTION TRACKER

| | 2024-25 |
|---|---|
| Scored 5+ Points | -- |
| Scored 10+ Points | -- |
| Made Multiple 3-Pointers | -- |
| Had 5+ Rebounds | -- |
| Had Multiple Offensive Rebounds | 1 |
| Had 3+ Assists | 1 |
| Led the Vols in Assists | -- |
| Had Multiple Steals | -- |
| Led the Vols in Steals | -- |
| Had a Positive Assist/TO Ratio | 2 |

@BISHOPBOSWELL

*Full bio can be found HERE on UTsports.com*

**AS A FRESHMAN IN 2024-25**

- Did not play against Middle Tennessee State (12/23/24) due to a right shoulder injury sustained in the prior game.
- Grabbed a season-best three rebounds and played strong defense in six-plus minutes off the bench in the win at Illinois (12/14/24).
- Dished out three assists in four minutes of action against Austin Peay (11/17/24).
- Made his college debut in the victory at Louisville (11/9/24) and connected on his lone field-goal attempt.
- Did not play in the season opener versus Gardner-Webb (11/6/24) while in concussion protocol.

**HIGH SCHOOL**

- Unanimously considered a four-star recruit and a top-eight prospect in the state of North Carolina.
- Placed No. 72 overall in the 247Sports Composite and No. 75 in the On3 Consensus rankings.
- Tabbed the No. 61 player in the country by ESPN and the No. 69 recruit nationally by Rivals.
- Three-time HighSchoolOT.com All-State designee, earning first-team status as a senior, second-team honors as a junior and third-team plaudits as a sophomore.
- Won back-to-back conference regular season and tournament titles his final two years.
- Averaged 11.5 points, 5.9 assists, 5.0 rebounds and 1.8 steals per game as a senior, earning NCBCA First Team All-District 9 and *Charlotte Observer* Second Team All-Area plaudits.
- Helped his team to a 27-3 record, 23 straight wins, a John Wall Holiday Invitational title and a state quarterfinal appearance.
- Put up 12.0 points, 5.3 assists, 4.3 rebounds and 1.7 steals per game his junior year and led Myers Park to a 4A state title, collecting MVP honors in the championship game.
- Also aided his team to a 28-4 record, an Arby's Classic championship and an appearance in the City of Palms Classic.
- Spent his first two prep years at South Mecklenburg High School, where he turned in a dominant sophomore campaign, averaging 20.5 points, 8.2 rebounds and 5.4 assists per game, garnering NCBCA Third Team All-District 9 and Charlotte Observer All-Area Honorable Mention recognition.
- Two-year letter winner in football, competing as a wide receiver as a freshman and sophomore, collecting all-conference honors the latter season.
- Played with multiple eventual Power Five players in high school, including Sir Mohammed (Notre Dame) and Elijah Strong (Boston College).
- Competed for the Team CP3 on the AAU circuit, including in the Nike EYBL.
- Among the notable Myers Park alumni are NFL quarterback Drake Maye, Charlotte head baseball coach Robert Woodard and former NBA player/NBA referee Haywoode Workman.

**PERSONAL**

- Born Sept. 15, 2005, in Charlotte, N.C., as Bishop Rae Boswell.
- Mother, Brittany Boswell, is a massage therapist.
- Does not have any brothers or sisters.
- Interests outside of basketball include anime, fashion, football and music.
- Favorite athlete is Russell Westbrook because of the passion he plays with.
- Best sports memory is winning the 4A state championship as a junior.
- Committed to Tennessee over Georgia, Missouri, South Carolina, Wake Forest and Xavier.
- Chose Tennessee because of the coaching staff and the fans.
- Hails from the same hometown as six former Tennessee players, including one-and-done first-round pick Jaden Springer (2020-21), SEC Player of the Year honoree Tony White (1983-87) and two-time SEC Player of the Year designee Grant Williams (2016-19).
- During his first offseason at Tennessee, added nearly 2.1 inches to his standing vertical jump while putting on 10.3 pounds to his frame, plus logged a reverse band back squat (480) of 2.36 times his body weight.
- Recipient of the Bertelkamp Basketball Scholarship Endowment Fund.

## CAREER STATS

| | GP-GS | Min | Avg | FG-A | Pct | 3FG-A | Pct | FT-A | Pct | Off-Def-Rebs | Avg | PF-FO | Ast | TO | Blk | Stl | Pts | Avg |
|---|---|---|---|---|---|---|---|---|---|---|---|---|---|---|---|---|---|---|
| 2024-25 | 9-0 | 36 | 4.0 | 2-4 | .500 | 0-0 | .000 | 1-2 | .500 | 5-2-7 | 0.8 | 4-0 | 6 | 5 | 0 | 2 | 5 | 0.6 |
| **TOTAL** | **9-0** | **36** | **4.0** | **2-4** | **.500** | **0-0** | **.000** | **1-2** | **.500** | **5-2-7** | **0.8** | **4-0** | **6** | **5** | **0** | **2** | **5** | **0.6** |

# 8 DARLINSTONE DUBAR

**5TH** Guard | 6-6 | 220 | Strategic & Digital Communications (Graduate)
Charlotte, N.C. | Hofstra | Iowa State | Scotland Campus (Pa.)

## SEASON HIGHS

| | |
|---|---|
| **Points:** | 13 // vs. Western Carolina, 12/17/24 |
| **Rebounds:** | 5 // at Illinois, 12/14/24 |
| **Assists:** | 1 (2x) // last vs. UT Martin, 11/27/24 |
| **Steals:** | 1 (2x) // last vs. Western Carolina, 12/17/24 |
| **Blocks:** | 1 // at Illinois, 12/14/24 |
| **Field Goals:** | 5 // vs. Western Carolina, 12/17/24 |
| **3-Pointers:** | 1 (5x) // last vs. Middle Tennessee State, 12/23/24 |
| **Free Throws:** | 2 // vs. Western Carolina, 12/17/24 |
| **Minutes:** | 16:35 // vs. Western Carolina, 12/17/24 |

## CAREER HIGHS (includes four seasons at Hofstra/Iowa State)

| | |
|---|---|
| **Points:** | 30 (2x) // last at Stony Brook, 11/20/23 |
| **Rebounds:** | 14 // at Campbell, 1/13/24 |
| **Assists:** | 5 // vs. Buffalo (N), 11/20/23 |
| **Steals:** | 5 // vs. Arkansas (N), 12/18/21 |
| **Blocks:** | 4 // vs. Coll. of Charleston, 1/4/24 |
| **Field Goals:** | 12 // vs. Buffalo (N), 11/20/23 |
| **3-Pointers:** | 7 // at Duke, 12/12/23 |
| **Free Throws:** | 10 // vs. Hampton, 1/18/24 |
| **Minutes:** | 40:00 (5x) // last vs. Delaware, 1/6/24 |

## SEC HIGHS

| | |
|---|---|
| **Points:** | -- // -- |
| **Rebounds:** | -- // -- |
| **Assists:** | -- // -- |
| **Steals:** | -- // -- |
| **Blocks:** | -- // -- |
| **Field Goals:** | -- // -- |
| **3-Pointers:** | -- // -- |
| **Free Throws:** | -- // -- |
| **Minutes:** | -- // -- |

## PRODUCTION TRACKER

| | 2024-25 | Career |
|---|---|---|
| Scored 10+ Points | 1 | 42 |
| Scored 20+ Points | -- | 16 |
| Led the Vols in Scoring | -- | -- |
| Made Multiple 3-Pointers | -- | 45 |
| Had 5+ Rebounds | 1 | 59 |
| Had a Double-Double | -- | 10 |
| Had Multiple Blocks | -- | 19 |
| Had Multiple Steals | -- | 26 |
| Led the Vols in Steals | -- | -- |
| Had a Positive Assist/TO Ratio | 1 | 35 |

@STAYDOWNSTONE

Name pronounced: DAR-lin-stone doo-BAR
*Full bio can be found HERE on UTsports.com*

**HONORS**
- **2024-25: Lute Olson Player of the Year Early Season Watch List**
- **2023-24: Second Team All-CAA**

**AS A FIFTH-YEAR IN 2024-25**
- Set season highs in points (13), made field goals (five) and minutes (17) against Western Carolina (12/17/24), finishing 5-of-8 from the floor.
- Posted five points, all in the second half, and a season-best five rebounds in 16 minutes in the victory at Illinois (12/14/24).
- Did not play in the Jimmy V Classic matchup with Miami (12/10/24) while in concussion protocol.
- After missing the first four games of the season due to a personal matter, debuted against Virginia (11/21/24) in the Baha Mar Championship opener, throwing down a putback dunk on his first offensive possession, en route to finishing with four points and three boards in 10 minutes.

**AS A SENIOR IN 2023-24 AT HOFSTRA**
- One of three players to compete in and start all 33 contests.
- Averaged 17.8 points, 6.8 rebounds, 1.4 assists, 1.2 steals and 0.9 blocks per game, finishing with a 53.9 percent field-goal clip, a 39.9 3-point percentage and a 73.4 percent free-throw ledger.
- Finished No. 19 on Hofstra's all-time scoring list with 1,322 points in just three seasons.
- Led the Pride in rebounding, defensive rebounding (5.2), blocks and 3-point percentage (min. 1 3PM/gm).
- Ranked second on the team in scoring, offensive rebounding (1.6), made field goals (223), made 3-pointers (73), made free throws (69) and free-throw attempts (94), plus finished third in steals, minutes, field-goal percentage and free-throw percentage.
- Had eight double-doubles, five more than all his teammates combined, and had all five of the team's 20-point, 10-rebound showings.
- One of six DI players with 585 points, 220 rebounds, 45 assists, 35 steals and 30 blocks, joining Providence's Devin Carter (BIG EAST Player of the Year), Cleveland State's Tristan Enaruna (First Team All-Horizon League), Duke's Kyle Filipowski (consensus Second Team All-American), Morehead State's Riley Minix (OVC Player of the Year) and Utah State's Great Osobor (MWC Player of the Year).
- Only player in the nation to post the above stat line with fewer than 50 turnovers and/or a 38.0 percent 3-point clip, as well as one of two with 70-plus 3-pointers, alongside Carter.
- Per KenPom, finished No. 38 nationally in true shooting percentage (62.3) and No. 44 in effective field goal percentage (63.9).
- Ranked as the fourth-most efficient offensive player in the country (min. 15 possessions per game) by Synergy Sports.
- Led the CAA in field-goal percentage, placing No. 61 nationally, including No. 22 among players under 6-foot-8.
- Ranked third in the CAA in made field goals, fifth in total points (588) and total minutes (1,143), sixth in scoring average and minutes average, seventh in total defensive rebounds (172) and eighth in made 3-pointers.
- Finished ninth in the CAA in total rebounds (224), defensive rebounding average and 3-point makes per game (2.2), plus No. 10 in rebounding average and blocks average, No. 11 in total blocks (31) and co-No. 15 in both offensive rebounding average (1.6) and total offensive rebounds (52).
- Scored double-figure points in 31 of 33 games, with 16-plus in 21, 20-plus in 12, 27-plus in four and 30 twice, all second-most on the team.
- Led the team in outings with six-plus (20), eight-plus (12), 10-plus (eight) and 12-plus (two) rebounds, as well as in multiple-block performances (nine), posting three-plus twice to rank second.
- Hit multiple 3-pointers in 23 outings and four-plus in six, both second-most on the team, while also ranking second in performances with double-digit made field goals (10) and multiple steals (11), finishing third in showings with three-plus steals (two), as well as dishing out multiple assists 13 times and reaching four-plus twice.

**AS A JUNIOR IN 2022-23 AT HOFSTRA**
- Among four players to appear in all 35 games, tying the program single-season record, and one of three to start each contest.
- Averaged 10.3 points, 4.8 rebounds and 1.0 assist in 25.0 minutes per game, shooting 51.1 percent overall, 40.4 percent on 3-pointers and 72.1 percent at the line.
- Placed second on the Pride in rebounding, offensive rebounding (1.4), field-goal percentage (min. 2 FGM/gm) and 3-point percentage (min. 1 3PM/gm), as well as third in scoring, free-throw percentage (min. 1 FTM/gm), made field goals (144) and made 3-pointers (42).
- Tied for the second-most single-game made field without a miss (seven) by a CAA player.
- Ranked third on the team in outings with double-digit points (18), 15-plus points (10) and 22-plus points (two), as well as in showings with multiple made 3-pointers (13).
- Placed second with five-plus rebounds 18 times, led the way with seven-plus boards 10 times and once reached double figures, plus had multiple assists in nine appearances, two steals in four games and two blocks in three.

**AS A SOPHOMORE IN 2021-22 AT HOFSTRA**
- One of three players to appear in all 32 games, ranking second on the team with 31 starts.
- Averaged 11.7 points, 4.6 rebounds, 1.0 assist and 1.1 steals in 29.6 minutes per game, while shooting 54.1 percent from the floor and 33.9 percent beyond the arc.
- Led the Pride in total blocks (26) and ranked second in offensive rebounding (1.2), while finishing second in made field goals (146), plus third in rebounding, minutes, field-goal percentage (min. 2 FGM/gm) and 3-point percentage.
- Placed No. 11 in the CAA in blocks average (0.8) and total blocks, No. 13 in field-goal percentage and No. 18 in scoring.
- In league-only competition, tied for No. 10 in the CAA in blocks average (0.7) and total blocks (12).
- Logged the second-most double-digit point totals (23) on the team and the third-most 15-point outings (10), registering 20-plus twice.
- Led Hofstra with six multiple-block performances, plus ranked third on the team in five-rebound (17) and seven-rebound (five) showings, entering double figures once.
- Recorded multiple steals on 11 occasions to rank third on the Pride, reaching three-plus thrice, as well as dished out multiple assists 10 times, with three-plus thrice, and hit multiple 3-pointers in nine appearances.

**AS A FRESHMAN IN 2020-21 AT IOWA STATE**
- Appeared in 16 of 24 contests and made seven starts.
- Averaged 2.3 points and 2.4 rebounds in 14.5 minutes per game, as well as totaled seven assists, six steals and three blocks.
- Scored five-plus points four times and grabbed four-plus rebounds on four occasions, as well as notched a steal in six outings.

**HIGH SCHOOL**
- Unanimous three-star recruit finished as Rivals' No. 150 player nationally, placing No. 33 among small forwards and third in Pennsylvania.
- Ranked No. 182 overall on the 247Sports Composite list, good for No. 35 at the small forward position and fourth in Pennsylvania.
- Took a post-grad year at Scotland Campus in Scotland, Pa., where he averaged 10.0 points per game and aided his team to a 22-4 mark.
- Totaled 37 points in the semifinals and title game of the conference tournament, leading his team to the title.
- Went to Athens Prep Academy in Athens, Tenn., approximately an hour southwest of Knoxville, for his senior year and put up 13.0 points per game for a 25-5 team.
- Attended Rocky River High School in his hometown of Charlotte, N.C., for his first three years and played varsity basketball each year.
- Averaged 12.5 points per game and helped his team to a 28-3 record during his junior campaign.
- Earned A-B Honor Roll distinction during his high school tenure.
- Competed on the AAU circuit for B. Maze Elite, a Knoxville-based program run by former Tennessee guard Bobby Maze (2008-10), and once scored 29 points in a single half.
- Signed with Iowa State out of high school, over offers from schools such as Auburn, Maryland, Notre Dame, Seton Hall and Wichita State.
- Former Tennessee guard Jaden Springer (2020-21), now an NBA champion with the Boston Celtics, also attended Rocky River, as did former NBA guard DeAndre' Bembry and two-time NFL All-Pro cornerback Jaire Alexander.

**PERSONAL**
- Born Darlinstone Miles Dubar on Aug. 15, 2001, in Charlotte, N.C., nickname is "Dstone" and first name honors his father's late best friend.
- Parents are the late Henry Dubar and Meatta Street, who works with special needs children, and has an older sister, Shadnita Taylor.
- Earned a bachelor's degree in liberal arts from Hofstra in May 2024.
- Interests outside of basketball include bowling and fishing, while his favorite athlete is Jaylen Brown.
- Best sports memory is helping Hofstra to an 89-81 win over No. 24/19 Arkansas in North Little Rock, Ark., on 12/18/21.
- Committed to Tennessee over Arkansas, Kansas, Kansas State and TCU because it
- Chose Tennessee because it is a great university with great people and he felt welcomed like family.
- First player in UT history to wear jersey No. 8, wore No. 55 as a freshman and junior, No. 0 as a sophomore and No. 1 as a senior.
- Recipient of the Mr. & Mrs. Robert E. Butler Athletic Scholarship Fund, he owns a standing reach of nearly 8-9.

## CAREER STATS

| | GP-GS | Min | Avg | FG-A | Pct | 3FG-A | Pct | FT-A | Pct | Off-Def-Rebs | Avg | PF-FO | Ast | TO | Blk | Stl | Pts | Avg |
|---|---|---|---|---|---|---|---|---|---|---|---|---|---|---|---|---|---|---|
| 2020-21* | 16-7 | 231 | 14.5 | 14-41 | .341 | 3-10 | .300 | 6-13 | .462 | 12-27-39 | 2.4 | 23-1 | 7 | 19 | 3 | 6 | 37 | 2.3 |
| 2021-22^ | 32-31 | 949 | 29.6 | 146-270 | .541 | 38-112 | .339 | 43-61 | .705 | 37-111-148 | 4.6 | 67-2 | 33 | 33 | 26 | 34 | 373 | 11.7 |
| 2022-23^ | 35-35 | 877 | 25.0 | 144-282 | .511 | 42-104 | .404 | 31-43 | .721 | 48-121-169 | 4.8 | 58-1 | 36 | 35 | 11 | 20 | 361 | 10.3 |
| 2023-24^ | 33-33 | 1143 | 34.6 | 223-414 | .539 | 73-183 | .399 | 69-94 | .734 | 52-172-224 | 6.8 | 56-1 | 47 | 47 | 31 | 39 | 588 | 17.8 |
| 2024-25 | 7-0 | 83 | 11.9 | 15-28 | .536 | 5-16 | .313 | 3-4 | .750 | 4-17-21 | 3.0 | 6-0 | 2 | 5 | 1 | 2 | 38 | 5.4 |
| **TOTAL** | **123-106** | **3283** | **26.7** | **542-1035** | **.524** | **161-425** | **.379** | **152-215** | **.707** | **153-448-601** | **4.9** | **210-5** | **125** | **139** | **72** | **101** | **1397** | **11.4** |
| **HOFSTRA** | **100-99** | **2968** | **29.7** | **513-966** | **.531** | **153-399** | **.383** | **143-198** | **.722** | **137-404-541** | **5.4** | **181-4** | **116** | **115** | **68** | **93** | **1322** | **13.2** |

** at Iowa State* *^ at Hofstra*

# 13 J.P. ESTRELLA

**SO** Forward | 6-11 | 250 | Recreation & Sport Management
Scarborough, Maine | Brewster Academy (N.H.)

## SEASON HIGHS

| | |
|---|---|
| **Points:** | 8 // vs. Montana, 11/13/24 |
| **Rebounds:** | 5 // at Louisville, 11/9/24 |
| **Assists:** | 1 // vs. Montana, 11/13/24 |
| **Steals:** | -- // -- |
| **Blocks:** | 1 (2x) // last at Louisville, 11/9/24 |
| **Field Goals:** | 3 // vs. Montana, 11/13/24 |
| **3-Pointers:** | -- // -- |
| **Free Throws:** | 2 // vs. Montana, 11/13/24 |
| **Minutes:** | 11:11 // vs. Gardner-Webb, 11/4/24 |

## CAREER HIGHS

| | |
|---|---|
| **Points:** | 8 // vs. Montana, 11/13/24 |
| **Rebounds:** | 5 (2x) // last vs. Montana, 11/13/24 |
| **Assists:** | 1 (4x) // last vs. Montana, 11/13/24 |
| **Steals:** | -- // -- |
| **Blocks:** | 1 (5x) // last at Louisville, 11/9/24 |
| **Field Goals:** | 3 (2x) // last vs. Montana, 11/13/24 |
| **3-Pointers:** | -- // -- |
| **Free Throws:** | 3 // vs. Florida, 1/16/24 |
| **Minutes:** | 15:18 // vs. Purdue (N), 3/31/24 |

## SEC HIGHS

| | |
|---|---|
| **Points:** | 7 // vs. Florida, 1/16/24 |
| **Rebounds:** | 3 // at Vanderbilt, 1/27/24 |
| **Assists:** | 1 // vs. South Carolina, 1/30/24 |
| **Steals:** | -- // -- |
| **Blocks:** | 1 // vs. Florida, 1/16/24 |
| **Field Goals:** | 2 // vs. Florida, 1/16/24 |
| **3-Pointers:** | -- // -- |
| **Free Throws:** | 3 // vs. Florida, 1/16/24 |
| **Minutes:** | 8:52 // vs. Florida, 1/16/24 |

## PRODUCTION TRACKER

| | 2024-25 | Career |
|---|---|---|
| Scored 5+ Points | 1 | 4 |
| Scored 10+ Points | -- | -- |
| Had 5+ Rebounds | 1 | 1 |
| Had 10+ Rebounds | -- | -- |
| Led the Vols in Rebounding | -- | -- |
| Had Multiple Offensive Rebounds | 1 | 3 |
| Had a Double-Double | -- | -- |
| Had Multiple Blocks | -- | -- |
| Led the Vols in Blocks | 2 | 2 |
| Had Multiple Steals | -- | -- |

@JPESTRELLA13

Last name pronounced: Uh-STRELL-Uh
*Full bio can be found HERE on UTsports.com*

**AS A SOPHOMORE IN 2024-25**
- After missing three games while being evaluated, announced on 11/25/24 as out for the remainder of the season due to surgery on his left foot.
- Posted a career-best eight points against Montana (11/13/24), hitting all three of his field goals to tie a career high in makes and connecting on both his free throws
- Set a career high with five rebounds in the win at Louisville (11/9/24), adding two points and a block.
- Opened the season by making both of his field-goal attempts in the victory over Gardner-Webb (11/4/24).

**AS A FRESHMAN IN 2023-24**
- Appeared in 25 games, including eight of the final 10, totaling 40 points and 20 rebounds in 124 total minutes of court time.
- Went 15-of-21 (71.4 percent) from the floor to record the second-best field-goal clip among SEC players with at least 20 attempts and fifth-best mark among DI freshmen with 20-plus shots.
- Tied for third on the team with eight dunks and led the Volunteers with 2.58 slams per 40 minutes.
- Made multiple field goals five times, thrice without a miss.
- Grabbed multiple rebounds in four outings, scored six-plus points in three and played 12-plus minutes twice.
- Played a career-high 15 minutes in the Elite Eight matchup with third-ranked Purdue (3/31/24) and made his lone field-goal attempt, an alley-oop dunk to tie the game at 58 with 5:42 left.
- Made his NCAA Tournament debut with six points in eight minutes in the Round of 64 victory against Saint Peter's (3/21/24).
- Did not play in the victories at Arkansas (2/14/24) and over Vanderbilt (2/17/24) due to a left leg injury.
- Scored a then-career-best seven points, finishing 2-of-2 from the floor and 3-of-4 at the line, and blocked one shot in the win over Florida (1/16/24).
- Produced seven points on a perfect 3-of-3 field-goal clip in the victory against George Mason (12/5/23).
- Recorded three offensive rebounds in just nine minutes of action during Tennessee's win over Syracuse (11/20/23) at the Maui Invitational.
- Made his official Tennessee debut in the season-opening victory over Tennessee Tech (11/6/23).

**HIGH SCHOOL**
- Tabbed as a unanimous four-star, top-80 recruit and the best prospect from the state of Maine.
- Placed No. 57 in Rivals' national rankings, including fifth among centers.
- Finished No. 59 in the On3 Consensus rankings and No. 61 on the 247Sports Composite list, both good for eighth-best among centers.
- Among 27 participants in the elite Allen Iverson Roundball Classic in April 2023 in Union, N.J.
- Started in the prestigious UA Next Elite 24 in August 2022 Chicago and earned First Team All-NBPA Top 100 Camp after the prominent event in June 2022 in Kissimmee, Fla.
- Transferred to Brewster Academy in Wolfeboro, N.H., for his senior year and helped the team to a 35-2 record and a MaxPreps national ranking of seventh among prep schools.
- Went to South Portland High School for two years and earned a varsity letter each season.
- Posted 20.2 points, 11.8 rebounds and 4.1 blocks per game during his junior campaign, en route a Class AA state title and Varsity Maine All-State distinction.
- Attended Scarborough High School during his freshman year, competing mainly with the junior varsity team.
- Competed with the Middlesex Magic on the Under Armour AAU circuit after previously playing for the XL Thunder.
- During his lone year at Brewster, played alongside fellow consensus 2023 top-150 recruits Solomon Ball (Connecticut), Carey Booth (Notre Dame/Illinois), Taylor Bol Bowen (Florida State), Aaron Clark (Wake Forest/Pepperdine) and Reid Ducharme (Xavier/Siena).
- Among the notable Brewster alumni are 20-plus NBA players, including Will Barton, Devonte' Graham, Donovan Mitchell, Thomas Robinson and T.J. Warren, as well as actor Topher Grace.
- San Antonio Spurs assistant coach Brett Brown went to South Portland, as did former MLB players Jim Beattie, Charlie Furbush and Bill Swift.

**PERSONAL**
- Born Sept. 3, 2004, in Fall River, Mass., as Joseph Peter Estrella, but goes by J.P.
- Parents are Mark and Allie Estrella, the latter of whom, then Allie Booth, played basketball at Boston College from 1995-99, after claiming Maine Miss Basketball distinction in 1995.
- Mother's college career ended in Knoxville on 3/15/99 when the eighth-seeded Eagles fell to the top-seeded Lady Volunteers, the three-time reigning national champions, in NCAA Tournament Round of 32, with Allie unable to play due to knee injuries that kept her out the entire season.
- Has one younger brother, Cameron.
- Interests outside of basketball include camping, hanging out with friends and video games.
- Favorite athlete is his mother because he looks up to her.
- Best sports memory is winning the state championship during his junior year of high school.
- Has a superstition of throwing up a "W" with his hands after every victory.
- Grew seven inches between his sophomore and junior years of high school, as well as went from a size 13 sneaker to a 17 during that time.
- Committed to Tennessee over Iowa and Syracuse, plus held offers from numerous other schools, including NCAA title-winning programs like Connecticut, Duke, Kansas, Kentucky, Louisville, Marquette and Maryland.
- The first player in program history from the state of Maine and chose Tennessee because of Rick Barnes.
- Owns a 9-3 standing reach and has added 19 pounds since his arrival at Tennessee, plus increased his max bench press by 36 pounds in the offseason before his sophomore campaign.
- Recipient of the C & C Millwright Athletic Scholarship.

## CAREER STATS

| | GP-GS | Min | Avg | FG-A | Pct | 3FG-A | Pct | FT-A | Pct | Off-Def-Rebs | Avg | PF-FO | Ast | TO | Blk | Stl | Pts | Avg |
|---|---|---|---|---|---|---|---|---|---|---|---|---|---|---|---|---|---|---|
| 2023-24 | 25-0 | 124 | 5.0 | 15-21 | .714 | 0-0 | .000 | 10-14 | .714 | 10-10-20 | 0.8 | 24-0 | 3 | 10 | 3 | 0 | 40 | 1.6 |
| 2024- | 3-0 | 31 | 10.2 | 6-9 | .667 | 0-0 | .000 | 2-3 | .667 | 3-5-8 | 2.7 | 4-0 | 1 | 0 | 2 | 0 | 14 | 4.7 |
| **TOTAL** | **28-0** | **155** | **5.5** | **21-30** | **.700** | **0-0** | **.000** | **12-17** | **.706** | **13-15-28** | **1.0** | **28-0** | **4** | **10** | **5** | **0** | **54** | **1.9** |

# 11 JORDAN GAINEY

**SR** Guard | 6-4 | 190 | Communication Studies
Tucson, Ariz. | USC Upstate | South Kent School (Conn.)

## SEASON HIGHS

| | |
|---|---|
| **Points:** | 23 // at Illinois, 12/14/24 |
| **Rebounds:** | 7 // vs. Virginia, 11/21/24 |
| **Assists:** | 4 // at Louisville, 11/9/24 |
| **Steals:** | 5 // vs. Western Carolina, 12/17/24 |
| **Blocks:** | 2 (3x) // last vs. Middle Tennessee State, 12/23/24 |
| **Field Goals:** | 7 // vs. Gardner-Webb, 11/4/24 |
| **3-Pointers:** | 3 (2x) // last at Illinois, 12/14/24 |
| **Free Throws:** | 8 // at Illinois, 12/14/24 |
| **Minutes:** | 34:18 // at Illinois, 12/14/24 |

## CAREER HIGHS (includes two seasons at USC Upstate)

| | |
|---|---|
| **Points:** | 28 // vs. South Carolina St., 12/10/22 |
| **Rebounds:** | 7 (6x) // last vs. Virginia, 11/21/24 |
| **Assists:** | 6 (3x) // last at Western Carolina, 12/3/22 |
| **Steals:** | 5 (4x) // last vs. Western Carolina, 12/17/24 |
| **Blocks:** | 3 (2x) // last vs. Presbyterian, 1/18/23 |
| **Field Goals:** | 9 (3x) // last vs. Gard.-Webb, 3/3/23 |
| **3-Pointers:** | 5 // at Charl. Southern, 12/31/22 |
| **Free Throws:** | 8 (4x) // last at Illinois, 12/14/24 |
| **Minutes:** | 43:42 // vs. South Carolina St., 12/10/22 |

## SEC HIGHS

| | |
|---|---|
| **Points:** | 18 // vs. LSU, 2/7/24 |
| **Rebounds:** | 5 // vs. Alabama, 1/20/24 |
| **Assists:** | 3 // vs. LSU, 2/7/24 |
| **Steals:** | 3 (2x) // last vs. LSU, 2/7/24 |
| **Blocks:** | 1 (3x) // last at Vanderbilt, 1/27/24 |
| **Field Goals:** | 6 (2x) // last at Arkansas, 2/14/24 |
| **3-Pointers:** | 3 (2x) // last vs. LSU, 2/7/24 |
| **Free Throws:** | 5 // at Alabama, 3/2/24 |
| **Minutes:** | 25:38 // vs. South Carolina, 1/30/24 |

## PRODUCTION TRACKER

| | 2024-25 | Career |
|---|---|---|
| Scored 10+ Points | 7 | 67 |
| Scored 15+ Points | 5 | 45 |
| Made Multiple 3-Pointers | 7 | 63 |
| Made 4+ 3-Pointers | -- | 11 |
| Had 5+ Rebounds | 4 | 19 |
| Had 3+ Assists | 2 | 31 |
| Had 5+ Assists | -- | 6 |
| Led the Vols in Steals | 1 | 5 |
| Had Multiple Steals | 3 | 42 |
| Had a Positive Assist/TO Ratio | 8 | 48 |

**@JORDANNGAINEY**

*Full bio can be found HERE on UTsports.com*

**HONORS**
- **2022-23: First Team All-Big South ... Two-time Big South Player of the Week**
- **2021-22: Second Team All-Big South ... Big South Freshman of the Year ... Big South All-Freshman Team ... Kyle Macy Award finalist ... Seven-time Big South Freshman of the Week**

**AS A SENIOR IN 2024-25**
- Posted 10 points, six rebounds and two blocks against Middle Tennessee State (12/23/24).
- Posted 17 points on 6-of-8 shooting, adding career-high-tying marks in steals (five) and blocks (two), versus Western Carolina (12/17/24).
- Dropped a game-best 23 points, his most as a Volunteer and his first time leading Tennessee in scoring, at Illinois (12/14/24), capping an 18-point second half with a buzzer-beating layup to win the game, plus shot 8-of-9 at the line to tie career highs in both categories.
- Posted 12 points and six rebounds in the win over Syracuse (12/3/24), shooting 5-of-6 from the field in the second half.
- Scored 16 points in the win over No. 13/14 Baylor (11/22/24) in the Baha Mar Championship title game, finishing 3-of-6 from deep and 7-of-8 at the line.
- Totaled 15 points against Austin Peay (11/17/24), shooting 4-7 from the floor and 6-of-8 at the line, plus added two assists and a steal.
- Stuffed the stat sheet in the triumph at Louisville (11/9/24), totaling nine points, four rebounds, four assists and two steals.
- Scored 16 points on 7-of-9 shooting, a new high in field goals made as a Volunteer, in the season opener against Gardner-Webb (11/4/24), adding three steals.

**AS A JUNIOR IN 2023-24**
- Among the six Volunteers to play in all 36 contests, competing in a reserve role in all of them.
- Ranked fifth on the team with 6.8 points per game, adding 1.7 rebounds, 1.2 assists and 0.9 steals in 18.4 minutes per outing.
- Shot 47-of-54 (87.0 percent) from the stripe to lead the team in free-throw clip, plus tied for fourth in made 3-pointers (43).
- Became the second Tennessee player in the last 18 seasons (2006-24) to shoot 87.0 percent from the line in a single campaign (min. 10 GP) on at least 1.5 attempts per game, joining Lamonte' Turner (2017-18).
- Connected on eight 3-pointers in his first three outings as a Volunteer, tying Kennedy Chandler (2021-22) and Brandon Wharton (1995-96) for the then-third-most in program history, trailing only the 10 by Chris Lofton (2004-05), Santiago Vescovi (2019-20) and now Chaz Lanier (2024-25).
- First—alone or with a teammate—player off the bench in 21 of his appearances.
- Led or co-led Tennessee in steals five times, co-fifth-most on the team, as well as in rebounding twice, assists once and blocks once.
- Scored in double figures in 10 outings and reached 15-plus in five of them, good for co-fifth and fifth on the team, respectively.
- Amassed multiple assists 14 times and multiple steals nine times, reaching three on five and two occasions, respectively.
- Hit multiple 3-pointers in 10 appearances, with three-plus five times, as well as twice grabbed at least four rebounds.

**AS A SOPHOMORE AT USC UPSTATE IN 2022-23**
- Ranked top-10 in the Big South in six statistical categories: steals (1st, 1.9 spg), scoring (5th, 15.1 ppg), free-throw percentage (6th, 78.4), field-goal percentage (7th, 39.6), 3-pointers made per game (7th, 2.23) and minutes played (31.7 mpg).
- Led the team in scoring (15.1 ppg) and steals (1.9 spg), while ranking second in assists (2.3 apg).
- During Big South play, averaged 13.8 points, 2.6 assists and 2.2 steals per game.

**AS A FRESHMAN AT USC UPSTATE IN 2021-22**
- Started all 32 contests and averaged 13.8 points and 3.8 rebounds over an average of 31.5 minutes per game.
- Shot a stellar 49.3 percent from 3-point range, making 74-of-150 attempts from beyond the arc.
- Also shot 47.1 percent (146-of-310) from the floor and 81.7 percent (76-of-93) from the free-throw line.
- Corralled 123 total rebounds for a season average of 3.8 per game.
- Totaled 69 assists, 39 steals and 16 blocked shots on the season.
- Pulled in a season-high seven rebounds on four occasions and dished out a season-high six assists twice.
- Recorded 25 double-figure scoring games, including five games with at least 20 points.
- Ended the season with five straight double-digit scoring games.

**HIGH SCHOOL**
- Spent a postgraduate year at South Kent School in Kent, Conn.
- In addition to basketball, also played on the golf team at South Kent.
- Initially, on 4/15/20, signed with Pima Community College in Tucson, Ariz., out of high school, before opting for a postgrad year.
- Helped lead Salpointe Catholic High School in Tucson to a 30-1 record and its first 4A state championship as a senior in 2019-20.
- In two years at Salpointe Catholic, totaled 670 points.
- As a freshman at Franklin High School in Franklin, Wis., played slot receiver on the football team.

**PERSONAL**
- Born June 26, 2002, in Cary, N.C., as Jordan Dewaine Gainey.
- Parents are Justin and Courtney Gainey.
- Father was a point guard at NC State from 1996-2000 and is now Tennessee's associate head coach.
- Has two younger brothers, Jayson and Jaxson.
- Second player in Tennessee history from the state of Arizona, joining Vegas Davis (1996-2000).
- Wore No. 11 at USC Upstate, switched to No. 2 his first year at UT and went back to No. 11 for his final campaign.
- Owns a standing reach of just under 8-4, plus has increased his standing vertical jump by 5.64 inches since arriving at Tennessee, while also adding added 24.2 pounds to his frame.
- Recipient of the Ray & Dana Mears Athletic Scholarship Endowment.

## CAREER STATS

| | GP-GS | Min | Avg | FG-A | Pct | 3FG-A | Pct | FT-A | Pct | Off-Def-Rebs | Avg | PF-FO | Ast | TO | Blk | Stl | Pts | Avg |
|---|---|---|---|---|---|---|---|---|---|---|---|---|---|---|---|---|---|---|
| 2021-22* | 32-32 | 1008 | 31.5 | 146-310 | .471 | 74-150 | .493 | 76-93 | .817 | 10-113-123 | 3.8 | 92-3 | 69 | 65 | 16 | 39 | 442 | 13.8 |
| 2022-23* | 32-29 | 1014 | 31.7 | 168-427 | .393 | 70-203 | .345 | 81-104 | .779 | 7-73-80 | 2.5 | 71-0 | 74 | 85 | 10 | 62 | 487 | 15.2 |
| 2023-24 | 36-0 | 661 | 18.4 | 80-223 | .359 | 39-134 | .291 | 47-54 | .870 | 17-45-62 | 1.7 | 55-0 | 44 | 31 | 7 | 31 | 246 | 6.8 |
| 2024-25 | 12-0 | 318 | 26.5 | 46-93 | .495 | 19-46 | .413 | 32-40 | .800 | 11-29-40 | 3.3 | 20-0 | 20 | 11 | 9 | 16 | 143 | 11.9 |
| **TOTAL** | **112-61** | **3003** | **26.8** | **440-1053** | **.418** | **202-533** | **.379** | **236-291** | **.811** | **45-260-305** | **2.7** | **238-3** | **207** | **192** | **42** | **148** | **1318** | **11.8** |
| **TENN.** | **48-0** | **980** | **20.4** | **126-316** | **.399** | **58-180** | **.322** | **79-94** | **.840** | **28-74-102** | **2.1** | **75-0** | **64** | **42** | **16** | **47** | **389** | **8.1** |
| **UPSTATE** | **64-61** | **2022** | **31.6** | **314-737** | **.426** | **144-353** | **.408** | **157-197** | **.797** | **17-186-203** | **3.2** | **163-3** | **143** | **150** | **26** | **101** | **929** | **14.5** |

** at USC Upstate*

# 23 GRANT HURST

**R-JR** Guard | 6-2 | 208 | Recreation & Sport Management
Cleveland, Tenn. | UT Martin | Cleveland

## SEASON HIGHS

| | |
|---|---|
| **Points:** | 4 // vs. Syracuse, 12/3/24 |
| **Rebounds:** | 1 // vs. Austin Peay, 11/17/24 |
| **Assists:** | 1 // vs. Western Carolina, 12/17/24 |
| **Steals:** | 1 // vs. Austin Peay, 11/17/24 |
| **Blocks:** | -- // -- |
| **Field Goals:** | 2 // vs. Syracuse, 12/3/24 |
| **3-Pointers:** | -- // -- |
| **Free Throws:** | -- // -- |
| **Minutes:** | 2:10 // vs. Western Carolina, 12/17/24 |

## CAREER HIGHS (includes one season at UT Martin)

| | |
|---|---|
| **Points:** | 9 // at Belmont, 1/29/22 |
| **Rebounds:** | 4 // vs. Carver College, 11/24/21 |
| **Assists:** | 4 (2x) // last vs. SE Missouri, 2/3/22 |
| **Steals:** | 2 (3x) // last at Belmont, 1/29/22 |
| **Blocks:** | 1 // at Murray State, 1/22/22 |
| **Field Goals:** | 4 // at Belmont, 1/29/22 |
| **3-Pointers:** | 1 (2x) // last at Belmont, 1/29/22 |
| **Free Throws:** | 1 (2x) // last at Tenn. Tech, 2/26/22 |
| **Minutes:** | 23:07 // vs. Carver College, 11/24/21 |

## SEC HIGHS

| | |
|---|---|
| **Points:** | -- // -- |
| **Rebounds:** | 1 // vs. Vanderbilt, 2/17/24 |
| **Assists:** | -- // -- |
| **Steals:** | 1 // vs. Vanderbilt, 2/17/24 |
| **Blocks:** | -- // -- |
| **Field Goals:** | -- // -- |
| **3-Pointers:** | -- // -- |
| **Free Throws:** | -- // -- |
| **Minutes:** | 2:02 // vs. Vanderbilt, 2/17/24 |

## PRODUCTION TRACKER

| | 2024-25 | Career |
|---|---|---|
| Scored 5+ Points | -- | 2 |
| Scored 10+ Points | -- | -- |
| Made a 3-Pointer | -- | 2 |
| Had 3+ Rebounds | -- | 3 |
| Had Multiple Offensive Rebounds | -- | 2 |
| Had 3+ Assists | -- | 3 |
| Had Multiple Steals | -- | 3 |
| Had a Positive Assist/TO Ratio | 1 | 7 |

**@GRANT_HURST**

*Full bio can be found HERE on UTsports.com*

**AS A REDSHIRT JUNIOR IN 2024-25**
- Recorded his first assist as a Volunteer in the triumph against Western Carolina (12/17/24).
- Made two field goals for the first time as a Volunteer in the victory against Syracuse (12/3/24), finishing with four points.
- Facing his former school, UT Martin (11/27/24), scored two points and connected on his lone field-goal attempt.
- Received two minutes of playing time versus Austin Peay (11/17/24) and recorded his first made field goal as a Volunteer.
- Made his season debut in the victory over Montana (11/13/24), playing the final 64 seconds of the contest.

**AS A REDSHIRT SOPHOMORE IN 2023-24**
- Participated in four contests during his first season on Rocky Top, plus provided valuable assistance on the scout team.
- Made his NCAA Tournament debut in the Round of 64 victory over Saint Peter's (3/21/24).
- Grabbed his first rebound as a Volunteer in the win versus Vanderbilt (2/17/24).
- Made his official Tennessee debut in UT's 80-42 season-opening victory over Tennessee Tech (11/6/23).

**AS A SOPHOMORE IN 2022-23 AT UT MARTIN**
- Did not compete and took a redshirt to retain eligibility.

**AS A FRESHMAN IN 2021-22 AT UT MARTIN**
- Appeared in 23 of 30 games, averaging 10.0 minutes per outing as the backup point guard.
- Compiled 22 rebounds, 20 points, 16 assists, 10 steals and one block in 230 total minutes of playing time.
- Dished out multiple assists four times, with four twice, as well as pulled down multiple rebounds in seven outings, notched multiple steals thrice and scored five-plus points twice.
- Notched 11 assists and just four turnovers, a 2.75 ratio, in 135 minutes of OVC play, across 13 appearances.
- Tied a season high with four assists in 22 minutes of court time against Southeast Missouri State (2/3/22).
- Scored a season-best nine points on 4-of-5 shooting at Belmont (1/29/22), adding two rebounds and a co-season-high two steals.
- Set or tied season highs in assists (four), steals (two) and minutes (23), as well as scored five points, versus Carver College.

**HIGH SCHOOL**
- Four-year letter winner at Cleveland High School helped his team to a 106-19 (.848) record during his career, including three Region 3-AAA championships and two state tournament appearances.
- Three-time all-region designee, including twice winning region MVP, and three-time all-district selection, who totaled 1,469 points to finish his career fifth in school history.
- Averaged 18.7 points, 6.0 rebounds and 5.0 assists per game as a senior and collected TSWA All-State accolades, en route to an appearance in the BCAT Tennessee All-Star Game.
- Scored 30-plus in his final two games, including posting 32 points and eight rebounds against Collierville in the TSSAA Class AAA state quarterfinals, and received All-State Tournament Team distinction.
- Hit two 3-pointers in the final minute of the TSSAA Class AAA section to lead his team to a 46-43 comeback win over Blackman.
- As a junior, aided his team to 29 straight wins, a No. 1 state ranking and a 33-1 final record, before the COVID-19 pandemic canceled the state tournament.
- Posted a 35-point triple-double against McMinn County during his sophomore campaign, during which the team went 23-4, earned a ranking of third in the state and, aided by his game-winning buzzer-beater, claimed the district title.
- Graduated from the same school as former NBA and Tennessee guard Vincent Yarbrough, a three-time All-SEC performer during his 1998-2002 career with the Volunteers.

**PERSONAL**
- Born June 28, 2002, in Knoxville, Tenn., as Grant Matthew Hurst.
- Parents are Matt Hurst, a banker, and Wendy Hurst, a teacher.
- Father scored 1,113 collegiate points, good for 10.5 per game, as an all-conference guard from 1993-96 at DII Mars Hill, at which he set single-game records that still stand for free throws made (23) and attempted (24) on 12/4/95 against Newberry.
- Mother, then Wendy Haneline, also earned all-conference accolades as a basketball player at Mars Hill.
- Has two younger sisters, Addison, a libero/defensive specialist on the South Alabama volleyball team, and Lauren, a Tennessee women's basketball signee in the class of 2025.
- Three direct relatives—uncle Brett Hurst, aunt Jamie Hurst and cousin Mallory Hurst—attended Tennessee.
- Interests outside of basketball include camping, fishing, hiking, hunting and going to the lake.
- Favorite athlete is LeBron James because he considers him the most dominant player of this generation.
- Chose Tennessee because he is a lifelong fan and it was an amazing opportunity to represent his home state
- Improved his max bench press by 38 pounds during the offseason in advance of his redshirt junior season.

## CAREER STATS

| | GP-GS | Min | Avg | FG-A | Pct | 3FG-A | Pct | FT-A | Pct | Off-Def-Rebs | Avg | PF-FO | Ast | TO | Blk | Stl | Pts | Avg |
|---|---|---|---|---|---|---|---|---|---|---|---|---|---|---|---|---|---|---|
| 2021-22* | 23-0 | 230 | 10.0 | 8-30 | .267 | 2-14 | .143 | 2-7 | .286 | 8-14-22 | 1.0 | 14-0 | 16 | 12 | 1 | 10 | 20 | 0.9 |
| 2022-23* | | REDSHIRTED | | | | | | | | | | | | | | | | |
| 2023-24 | 4-0 | 5 | 1.3 | 0-0 | .000 | 0-0 | .000 | 0-0 | .000 | 0-1-1 | 0.3 | 1-0 | 0 | 2 | 0 | 0 | 0 | 0.0 |
| 2024-25 | 6-0 | 10 | 1.6 | 4-8 | .500 | 0-3 | .000 | 0-0 | .000 | 0-1-1 | 0.2 | 2-0 | 1 | 1 | 0 | 1 | 8 | 1.3 |
| **TOTAL** | **33-0** | **246** | **7.5** | **12-38** | **.316** | **2-17** | **.118** | **2-7** | **.286** | **8-16-24** | **0.7** | **17-0** | **17** | **15** | **1** | **11** | **28** | **0.8** |
| **TENN.** | 10-0 | 15 | 1.5 | 4-8 | .500 | 0-3 | .000 | 0-0 | .000 | 0-2-2 | 0.2 | 3-0 | 1 | 3 | 0 | 1 | 8 | 0.8 |
| **MARTIN** | **23-0** | **230** | **10.0** | **8-30** | **.267** | **2-14** | **.143** | **2-7** | **.286** | **8-14-22** | **1.0** | **14-0** | **16** | **12** | **1** | **10** | **20** | **0.9** |

** at UT Martin*

# 2 CHAZ LANIER

**5th** Guard | 6-5 | 207 | Agricultural Leadership (Graduate)
Nashville, Tenn. | North Florida | The Ensworth School

## SEASON HIGHS

| | |
|---|---|
| **Points:** | 26 (2x) // last vs. Syracuse, 12/3/24 |
| **Rebounds:** | 7 // vs. Western Carolina, 12/17/24 |
| **Assists:** | 4 (2x) // last vs. Western Carolina, 12/17/24 |
| **Steals:** | 4 (2x) // vs. Western Carolina, 12/17/24 |
| **Blocks:** | -- // -- |
| **Field Goals:** | 10 // vs. Virginia, 11/21/24 |
| **3-Pointers:** | 7 // vs. Baylor, 11/22/24 |
| **Free Throws:** | 6 // vs. Syracuse, 12/3/24 |
| **Minutes:** | 33:24 // vs. Austin Peay, 11/17/24 |

## CAREER HIGHS (includes four seasons at North Florida)

| | |
|---|---|
| **Points:** | 35 // vs. North Alabama, 2/8/24 |
| **Rebounds:** | 10 // vs. Northwestern St., 11/17/23 |
| **Assists:** | 5 (2x) // last vs. Coastal Ga., 11/6/23 |
| **Steals:** | 5 // vs. Ga. Southern, 12/9/23 |
| **Blocks:** | 2 (2x) // last at Austin Peay, 2/3/24 |
| **Field Goals:** | 11 (2x) // last vs. North Ala., 2/8/24 |
| **3-Pointers:** | 7 // vs. Baylor, 11/22/24 |
| **Free Throws:** | 11 // at Austin Peay, 2/3/24 |
| **Minutes:** | 48:29 // at Austin Peay, 2/3/24 |

## SEC HIGHS

| | |
|---|---|
| **Points:** | -- // -- |
| **Rebounds:** | -- // -- |
| **Assists:** | -- // -- |
| **Steals:** | -- // -- |
| **Blocks:** | -- // -- |
| **Field Goals:** | -- // -- |
| **3-Pointers:** | -- // -- |
| **Free Throws:** | -- // -- |
| **Minutes:** | -- // -- |

## PRODUCTION TRACKER

| | 2024-25 | Career |
|---|---|---|
| Scored 10+ Points | 11 | 48 |
| Scored 20+ Points | 5 | 20 |
| Led the Vols in Scoring | 9 | 9 |
| Made Multiple 3-Pointers | 11 | 51 |
| Made 4+ 3-Pointers | 7 | 22 |
| Had 5+ Rebounds | 1 | 28 |
| Had 3+ Assists | 2 | 20 |
| Had Multiple Steals | 4 | 17 |
| Led the Vols in Steals | 2 | 2 |
| Had a Positive Assist/TO Ratio | 5 | 49 |

@SWAGGYCHAZ

Last name pronounced: luh-NEER
*Full bio can be found HERE on UTsports.com*

**HONORS**
- **2024-25: College Hoops Today Early Season Second Team All-American ... USBWA Oscar Robertson National Player of the Week (11/26/24) ... Lute Olson National Player of the Week (11/25/24) ... SEC Player of the Week (11/25/24) ... Baha Mar Championship MVP ... Jerry West Award Top 20 Preseason Watch List**
- **2023-24: First Team All-ASUN ... NABC First Team All-District 3 ... ASun All-Academic Team ... Three-time ASUN Player of the Week ... CSC Academic All-District Team**

**AS A FIFTH-YEAR IN 2024-25**
- Led the Volunteers with 23 points versus Middle Tennessee State (12/23/24), shooting 5-of-10 from 3-point range and notching two steals.
- Totaled a game-best 19 points against Western Carolina (12/17/24), while setting or tying season highs in rebounds (seven), assists (four) and steals (four).
- Led all scorers with 22 points, his fourth 20-point showing in a four-game span, in the Jimmy V Classic win over Miami (12/10/14).
- Had 26 points, four rebounds and two assists in the win against Syracuse (12/3/24), his third showing of 25-plus points in a four-game span.
- Scored 25 points in the victory against No. 13/14 Baylor (11/22/24) in the Baha Mar Championship final, notching all of his points in a first half during which he shot 9-of-13 overall and 7-of-8 from 3-point range, setting a career high in made 3-pointers and tying the fifth-highest single-game mark in program history after opening 5-of-5 from long range in the first four minutes alone
- Poured in 26 points, including 18 in the second half, and shot 6-of-12 from deep against Virginia (11/21/24) to begin the Baha Mar Championship, as well as eclipsed 1,000 career points in the win.
- Had 13 points and four assists, the latter one shy of his career high, versus Montana (11/13/24), shooting 5-of-8, including 3-of-5 from deep.
- Scored a co-game-high 19 points in the victory at Louisville (11/9/24), shooting 3-of-6 from deep and making both his free throws.
- Began his UT career with 18 points on 7-of-12 shooting, including a 4-of-6 clip from deep, in the opener versus Gardner-Webb (11/4/24).

**AS A SENIOR IN 2023-24 AT NORTH FLORIDA**
- Among four Ospreys to play in all 32 games, starting 31 to tie for second on the team.
- Averaged 19.7 points, 4.8 rebounds, 1.8 assists and 0.9 steals in 33.4 minutes per game.
- Shot 51.0 percent overall, 44.0 percent from deep (on 7.5 attempts per game) and 88.0 percent at the line, including surpassing the elite 50/40/90 line in league play with 53.2, 45.2 and 90.5 percent respective ledgers.
- Finished his North Florida career second in free-throw percentage (min. 75 FTM) with an 86.4 percent mark and fifth (third in DI era) in 3-point percentage (min. 30 3PM) with a 40.7 percent tally.
- Placed third on the program's single-season leaderboard for points (629), made 3-pointers (106) and free-throw percentage (min. 50 FTM), plus fourth (third in DI era) in made field goals (214) and fifth (third in DI era) in scoring average (min. 15 GP).
- Also finished seventh (fifth in DI era) on North Florida's single-season list in 3-point percentage (min. 20 3PM), ninth in minutes (1,066), No. 14 (No. 10 in DI era) in minutes average.
- Tied for the 10th-most points (co-seventh in DI era) in a game by an Osprey (35), as well as twice tied for No. 15 (co-No. 12 in DI era).
- Matched the fifth-highest single-game steal total (five) ever by an Osprey, plus the 10th-highest made free-throw total (11).
- Paced the Ospreys in scoring, 3-point percentage, free-throw percentage, minutes, made field goals, made 3-pointers, made free throws (95) and free-throw attempts (108).
- Finished second on the team in rebounding, steals average and field-goal percentage, as well as third in assists average.
- Became the second Osprey to earn NABC First Team All-District accolades, joining Dallas Moore (2015-16 and 2016-17).
- Third player in program history to win Atlantic Sun Player of the Week three times in a season and fifth to do so in even a full career.
- Tied for No. 20 nationally in 30-point games (four) and for No. 32 in 25-point performances (eight), finishing second in the Atlantic Sun in both categories, despite playing only 32 games.
- Connected on multiple 3-pointers 26 times, with three-plus on 23 occasions to tie three others for fourth nationally behind only Tyler Thomas of Hofstra (27 in 33 GP), R.J. Davis of North Carolina (24 in 37 GP) and Jack Gohlke of Oakland (24 in 36 GP).
- Only DI player to amass a 50/43/87 shooting line while tallying at least 1.5 attempts per game in each category.
- Lone player in the country to shoot at least 43.0 percent beyond the arc with at least 3.3 makes and/or 7.0 attempts per contest.
- Tied five others for sixth in DI with four-plus made 3-pointers in 15 outings, reaching five-plus in eight games and making six twice.
- Placed fifth in DI in 3-point percentage, eighth in 3-point makes per game (3.31), co-No. 19 in total made 3-pointers, No. 33 in free-throw percentage and No. 42 in scoring.
- Per KenPom, placed No. 13 nationally in true shooting percentage (66.3) and No. 26 in effective field goal percentage (62.9).
- Led the Atlantic Sun in 3-point percentage and 3-pointers per game, placing second in scoring average, total points and free-throw clip.
- Ranked third in the league in total made field goals and total made 3-pointers, sixth in field-goal percentage and minutes average, seventh in total minutes, No. 11 in made free throws and No. 13 in free-throw attempts (108).
- Scored 371 points in conference play, 42 more than the second-place finisher, who averaged 2.6 points per game fewer.
- In league-only action, paced the Atlantic Sun in scoring (23.2), free-throw percentage (90.5), 3-point percentage (45.2), 3-point makes per game (3.50), total made 3-pointers (56), total made field goals (124), minutes average (36.9) and total minutes (590).
- Ranked seventh both field-goal percentage (53.2) and made free throws (67), plus ninth in free-throw attempts (74), in league play.
- Scored in double figures in 31 of 32 outings, with 15-plus points 23 times, 20-plus 15 times, 25-plus eight timesand 30-plus four times.
- Scored 16-plus points in three of his five outings, all of which came on the road, versus Power Six foes.
- Listed as the most efficient offensive player in the country (min. 15 possessions per game) by Synergy Sports.
- Had an 11-game span from 1/12/24 to 2/16/24 during which he averaged 25.9 points per contest, shooting 54.9 percent (96-of-175) from the floor, 47.2 percent (42-of-89) from deep and 91.1 percent (51-of-56) at the line.
- One of three players in the last four seasons (2020-24) to shoot 43.0 percent from deep on at least 7.5 attempts per game, alongside two fellow first team all-league picks, Kansas State's Nijel Pack (2021-22) and Howard's Kyle Foster (2021-22).
- Among three players in the last 16 years (2008-24) to average at least 19.0 points per game on a 50/43/87 shooting line, alongside a pair of consensus First Team All-Americans, Oklahoma's Buddy Heild (2015-16) and Creighton's Doug McDermott (2012-13).

**AS A JUNIOR IN 2022-23 AT NORTH FLORIDA**
- Competed in all 31 games, one of five players to do so, and earned nine starting nods, including in each of the first eight affairs.
- Averaged 4.7 points, 2.5 rebounds and 0.9 assists in 19.7 minutes per game, plus made all 10 of his free-throw attempts.
- Ranked second on the team in 3-point percentage (39.1), fourth in field-goal percentage (45.4) and fifth in made 3-pointers (27).
- First—alone or with a teammate—player off the bench in 20 of his 22 reserve appearances.
- Registered three double-digit scoring performances, all within a five-game stretch to end the year during which he averaged 10.6 points per outing and made multiple 3-pointers in each one.
- Logged multiple assists and hit multiple 3-pointers eight times apiece, while compiling five-plus rebounds thrice.

***Information from Lanier's sophomore (2021-22) and freshman (2020-21) seasons at North Florida can be found HERE on his website bio.***

**HIGH SCHOOL**
- Averaged 22.8 ppg, 6.1 rpg and 3.7 apg as a senior, shooting 56.9 percent from the floor and 45.3 percent (77-of-170) beyond the arc.
- Served as a team captain and helped his team reach the state quarterfinals for the second year in a row.
- Named a finalist for Tennessee Division II-AA Mr. Basketball honors, alongside future UT guards Kennedy Chandler and B.J. Edwards.
- A *The Tennessean* First Team All-Midstate pick, as well as DII-AA First Team All-State choice by both the TSWA and *The Tennessean*.
- Late-bloomer played three years of varsity basketball, but did not start regularly until his senior season, after which he held scholarship offers from only Campbell and North Florida.
- Former Tennessee guard Jordan Bone, a 2019 NBA Draft choice, is among the notable Ensworth alumni, as are several NFL players, including Corn Elder and Super Bowl LVI champion Brycen Hopkins, while current Ole Miss forward Malik Dia was his teammate in 2019-20.

**PERSONAL**
- Born Dec. 19, 2001, in Nashville, Tenn, as Chaz Harrison Lanier.
- Parents are Thomas Lanier, a FedEx freight manager, and Stacey Lanier, a therapist, while he also has an older brother, Trey.
- Parents played college basketball, with father scoring 1,247 points at Lipscomb from 1992-96 and mother playing at Alcorn State in 1988-89.
- Earned a bachelor's degree in sport management from North Florida in May 2024 and lists interests as camping, hiking, music and swimming.
- Favorite athlete is LeBron James because of his longevity and the way he carries himself.
- Best sports memory is scoring 33 points, then a career high, in a road win at Bellarmine on 1/25/24.
- Committed to Tennessee over BYU and Kentucky, among many other offers.
- Chose Tennessee to win, join a family culture and be pushed to his limits to become the best version of himself.
- Recipient of the Estep Athletic Scholarship.

## CAREER STATS

| | GP-GS | Min | Avg | FG-A | Pct | 3FG-A | Pct | FT-A | Pct | Off-Def-Rebs | Avg | PF-FO | Ast | TO | Blk | Stl | Pts | Avg |
|---|---|---|---|---|---|---|---|---|---|---|---|---|---|---|---|---|---|---|
| 2020-21* | 10-1 | 91 | 9.1 | 6-16 | .375 | 3-10 | .300 | 2-3 | .667 | 0-7-7 | 0.7 | 4-0 | 6 | 3 | 0 | 3 | 17 | 1.7 |
| 2021-22* | 31-8 | 651 | 21.0 | 44-106 | .415 | 17-56 | .304 | 33-41 | .805 | 24-59-83 | 2.7 | 31-0 | 35 | 15 | 7 | 23 | 138 | 4.5 |
| 2022-23* | 31-9 | 612 | 19.7 | 54-119 | .454 | 27-69 | .391 | 10-10 | 1.000 | 15-61-76 | 2.5 | 34-1 | 28 | 16 | 5 | 11 | 145 | 4.7 |
| 2023-24* | 32-31 | 1068 | 33.4 | 214-420 | .510 | 106-241 | .440 | 95-108 | .880 | 22-130-152 | 4.8 | 48-1 | 57 | 52 | 9 | 30 | 629 | 19.7 |
| 2024-25 | 12-12 | 343 | 28.6 | 82-182 | .451 | 45-95 | .474 | 22-30 | .733 | 8-29-37 | 3.1 | 19-1 | 18 | 12 | 0 | 14 | 231 | 19.3 |
| **TOTAL** | **116-61** | **2764** | **23.8** | **400-843** | **.474** | **198-471** | **.420** | **162-192** | **.844** | **69-286-355** | **3.1** | **136-3** | **144** | **98** | **21** | **81** | **1160** | **10.0** |
| **UNF** | **104-49** | **2422** | **23.3** | **318-661** | **.481** | **153-376** | **.407** | **140-162** | **.864** | **318** | **3.1** | **117-2** | **127** | **86** | **21** | **67** | **929** | **8.9** |

** at North Florida*

# 15 JAHMAI MASHACK

**SR** Guard | 6-4 | 202 | Psychology
Fontana, Calif. | Etiwanda

## SEASON HIGHS

| | |
|---|---|
| **Points:** | 10 (2x) // last vs. Austin Peay, 11/17/24 |
| **Rebounds:** | 7 // at Louisville, 11/9/24 |
| **Assists:** | 4 // vs. UT Martin, 11/27/24 |
| **Steals:** | 5 // vs. Western Carolina, 12/17/24 |
| **Blocks:** | 2 // vs. Virginia, 11/21/24 |
| **Field Goals:** | 3 (2x) // last at Illinois, 12/14/24 |
| **3-Pointers:** | 2 // vs. Gardner-Webb, 11/4/24 |
| **Free Throws:** | 8 // vs. Austin Peay, 11/17/24 |
| **Minutes:** | 37:24 // vs. Miami, 12/10/24 |

## CAREER HIGHS

| | |
|---|---|
| **Points:** | 16 // at Kentucky, 2/18/23 |
| **Rebounds:** | 8 (2x) // last vs. Creighton (N), 3/29/24 |
| **Assists:** | 5 (2x) // last vs. Arkansas, 2/28/23 |
| **Steals:** | 5 // vs. Western Carolina, 12/17/24 |
| **Blocks:** | 2 (6x) // vs. Virginia, 11/21/24 |
| **Field Goals:** | 7 // at Kentucky, 2/18/23 |
| **3-Pointers:** | 2 (5x) // last vs. Gardner-Webb, 11/4/24 |
| **Free Throws:** | 8 // vs. Austin Peay, 11/17/24 |
| **Minutes:** | 37:24 // vs. Miami, 12/10/24 |

## SEC HIGHS

| | |
|---|---|
| **Points:** | 16 // at Kentucky, 2/18/23 |
| **Rebounds:** | 8 // at Kentucky, 2/18/23 |
| **Assists:** | 5 // vs. Arkansas, 2/28/23 |
| **Steals:** | 4 (2x) // last vs. Arkansas, 2/28/23 |
| **Blocks:** | 2 // vs. Missouri, 2/11/23 |
| **Field Goals:** | 7 // at Kentucky, 2/18/23 |
| **3-Pointers:** | 2 (3x) // last at Alabama, 3/2/24 |
| **Free Throws:** | 4 // vs. Arkansas, 2/28/23 |
| **Minutes:** | 34:03 // at Kentucky, 2/18/23 |

## PRODUCTION TRACKER

| | 2024-25 | Career |
|---|---|---|
| Scored 5+ Points | 10 | 39 |
| Scored 10+ Points | 2 | 11 |
| Made Multiple 3-Pointers | 1 | 5 |
| Had 5+ Rebounds | 5 | 18 |
| Had Multiple Offensive Rebounds | 4 | 32 |
| Had Multiple Assists | 5 | 34 |
| Led the Vols in Assists | -- | 5 |
| Had Multiple Steals | 8 | 35 |
| Led the Vols in Steals | 7 | 22 |
| Had a Positive Assist/TO Ratio | 5 | 34 |

@JMASH.21

Last name pronounced: Juh-MY MAY-Shack
*Full bio can be found HERE on UTsports.com*

**HONORS**
- **2024-25: Baha Mar Championship All-Tournament Team**
- **2023-24: SEC Community Service Team**
- **2022-23: CSC Academic All-District**

**AS A SENIOR IN 2024-25**
- Logged a career-best five steals versus Western Carolina (12/17/24) and finished a career-high plus-45 in his 30 minutes of action.
- Turned in a stellar all-around showing with seven points, five rebounds, a game-best three steals and two assists versus Miami (12/10/24) in the Jimmy V Classic, plus led UT in minutes (37:24) for the first time in his career.
- Filled the box score with seven points, six rebounds, a season-best four assists and one steal versus UT Martin (11/27/24), plus made all three of his free throws.
- Turned in an impressive all-around performance against Virginia (11/21/24) to open the Baha Mar Championship, posting seven points, five rebounds, a then-career-high-tying four steals, two blocks and one assist in the triumph, plus served as the primary defender on the Cavaliers' leading scorer, who had four points on 1-of-6 shooting.
- Stuffed the stat sheet with 10 points, three rebounds, two assists, two steals and one block against Austin Peay (11/17/24), finishing 8-of-10 at the stripe to set career highs in both makes and attempts.
- Totaled 10 points on a 2-of-4 long-range clip and a 4-of-4 free-throw mark in the season opener against Gardner-Webb (11/4/24), as well as tied a then-career high with four steals.
- Voted chair of the 2024-25 SEC MBB Leadership Council, his third straight year as Tennessee's representative.
- Appointed, for the second year in a row, to represent the SEC on the NCAA MBB Oversight Committee's (MBOC) Student-Athlete Engagement Group.

**AS A JUNIOR IN 2023-24**
- One of six Volunteers to appear in all 36 games, including starting the first six and final two of the season.
- Placed fifth on the team with 1.3 assists per contest, adding 4.5 points, 3.1 rebounds and 0.8 steals in 17.9 minutes per game.
- Shot 44.8 percent from the floor, fourth-best on the roster (min. 25 FGA), and 72.0 percent at the line.
- First—alone or with a teammate—player off the bench in 17 of 28 reserve appearances.
- Led or co-led Tennessee in steals seven times, fourth-most on the team, as well as in blocks six times, rebounds twice and assists once.
- Scored at least eight points in 11 contests, reaching double figures in three.
- Tallied five-plus rebounds six times and multiple assists 11 times, with four on four occasions.
- Notched multiple steals in nine contests, including in five of the first six of the 2024 calendar year, and thrice blocked multiple shots.

**AS A SOPHOMORE IN 2022-23**
- Appeared in all 36 games, with 13 starts, and averaged 4.7 points, 2.4 rebounds, 1.5 assists and 1.4 steals per game, as well as earned a reputation as one of the SEC's best perimeter defenders.
- Scored in double figures six times.
- Led the team in steals nine times, assists four times and blocks three times.
- Started all three of Tennessee's NCAA Tournament games and averaged 6.7 points while shooting .500 from the field (7 for 14) in 25.3 minutes per game.

**AS A FRESHMAN IN 2021-22**
- Appeared in 27 games during his freshman season, averaging 4.4 minutes off the bench.
- Eleven of his 20 rebounds came on the offensive end of the floor.

**HIGH SCHOOL**
- Enrolled at UT in late June so he could finish his senior high school season, as the state of California moved its 2020-21 season to the spring due to the COVID-19 pandemic.
- Ranked as high as No. 50 among nationwide prospects in the Class of 2021 by Rivals.com.
- Rated by ESPN as a four-star, top-80 prospect (fourth-rated prospect in the state of California).
- One of 10 players named to the 2021 Los Angeles Times' All-Star Boys' Basketball Team.
- Shared Baseline League Player of the Year honors with USC-bound Malik Thomas and became the first Etiwanda player to be named Cal-Hi Sports State Senior Player of the Year.
- Finished his high school career by leading Etiwanda (14-2) to the 2021 CIF Southern California Regional Open Division title on June 19, totaling 21 points, 10 rebounds, seven assists, four steals and two blocks in the championship game triumph over top-seeded San Diego Torrey Pines.
- Scored 20 points in Etiwanda's semifinal win over Sierra Canyon on June 17, 2021, helping the Eagles avenge a loss to Sierra Canyon earlier in the season.
- Recorded the first playoff triple-double in Etiwanda history during a victory over Ribet Academy in CIF Open Division pool play on May 28, 2021, logging 17 points, 13 rebounds, 11 assists, four blocks four steals.
- As a junior in 2019-20, aided the Eagles to the CIF Southern California Regional final and a 30-4 record.
- Garnered 2020 CaliHiSports.com Second Team All-State acclaim and earned scholarship offers from several high-major programs during the summer of 2020.

**PERSONAL**
- Born Nov. 10, 2002, in Riverside, Calif., as Jahmai Mashack (no middle name).
- Parents are Elton Mashack and Meika Mashack.
- Father, a firefighter, played basketball at Loyola Marymount from 1997-01, scoring over 1,000 career points and earning First Team All-WCC honors as a senior.
- Mother ran track at UNLV before graduating from Cal and now serves as the CEO of Coaching Without Walls.
- Older brother, Kwesi Mashack, played cornerback for the Arizona football from 2014-17.
- Younger sister, Malika Mashack, is currently on the track & field team at UNLV.
- Seventh player in Tennessee history from the state of California, including the first in a decade and the second, alongside Renaldo Woolridge (2008-12), to play for four seasons.
- Overcame Guillain-Barré syndrome as a child; hear him tell that story on his episode of the OFWAF podcast.
- Possesses a wingspan upwards of 6-9 and a standing reach of 8-5, plus a max reverse band back squat (545 pounds) of 2.7 times his body weight.
- Recipient of the Randall Keith Nutt Athletic Scholarship Endowment.

## CAREER STATS

| | GP-GS | Min | Avg | FG-A | Pct | 3FG-A | Pct | FT-A | Pct | Off-Def-Rebs | Avg | PF-FO | Ast | TO | Blk | Stl | Pts | Avg |
|---|---|---|---|---|---|---|---|---|---|---|---|---|---|---|---|---|---|---|
| 2021-22 | 27-0 | 120 | 4.4 | 7-17 | .412 | 1-3 | .333 | 4-9 | .444 | 11-9-20 | 0.7 | 21-0 | 8 | 9 | 2 | 11 | 19 | 0.7 |
| 2022-23 | 36-13 | 653 | 18.1 | 63-150 | .420 | 11-35 | .314 | 33-57 | .579 | 42-43-85 | 2.4 | 65-2 | 55 | 46 | 10 | 51 | 170 | 4.7 |
| 2023-24 | 36-8 | 644 | 17.9 | 56-125 | .448 | 14-39 | .359 | 36-50 | .720 | 51-60-111 | 3.1 | 78-1 | 46 | 22 | 11 | 30 | 162 | 4.5 |
| 2024-25 | 12-12 | 363 | 30.2 | 23-48 | .479 | 7-22 | .318 | 23-29 | .793 | 13-36-49 | 4.1 | 30-0 | 15 | 13 | 9 | 30 | 76 | 6.3 |
| **TOTAL** | **111-33** | **1780** | **16.0** | **149-340** | **.438** | **33-99** | **.333** | **96-145** | **.662** | **117-148-265** | **2.4** | **194-3** | **124** | **90** | **32** | **122** | **427** | **3.8** |

# 7 IGOR MILIČIĆ JR.

**SR** Forward | 6-10 | 225 | Business Administration
Rovinj, Croatia | Charlotte | Virginia | ProGenius Ulm (Germany)

## SEASON HIGHS

| | |
|---|---|
| **Points:** | 23 // vs. Austin Peay, 11/17/24 |
| **Rebounds:** | 14 // at Illinois, 12/14/24 |
| **Assists:** | 5 // vs. Montana, 11/13/24 |
| **Steals:** | 2 // vs. Montana, 11/13/24 |
| **Blocks:** | 2 (3x) // last vs. Western Carolina, 12/17/24 |
| **Field Goals:** | 11 // vs. Austin Peay, 11/17/24 |
| **3-Pointers:** | 2 (3x) // last vs. Miami, 12/10/24 |
| **Free Throws:** | 6 // vs. Syracuse, 12/3/24 |
| **Minutes:** | 36:58 // at Illinois, 12/14/24 |

## CAREER HIGHS (includes three seasons at Charlotte/Virginia)

| | |
|---|---|
| **Points:** | 26 // vs. Rice, 3/6/24 |
| **Rebounds:** | 16 // vs. Temple (N), 3/15/24 |
| **Assists:** | 5 (2x) // last vs. Montana, 11/13/24 |
| **Steals:** | 3 (3x) // last vs. Stetson, 12/5/23 |
| **Blocks:** | 5 // vs. East Carolina, 2/3/24 |
| **Field Goals:** | 11 // vs. Austin Peay, 11/17/24 |
| **3-Pointers:** | 5 // vs. Davidson, 11/29/23 |
| **Free Throws:** | 8 (2x) // last vs. Rice, 3/6/24 |
| **Minutes:** | 44:00 // vs. UCF (N), 11/20/23 |

## SEC HIGHS

| | |
|---|---|
| **Points:** | -- // -- |
| **Rebounds:** | -- // -- |
| **Assists:** | -- // -- |
| **Steals:** | -- // -- |
| **Blocks:** | -- // -- |
| **Field Goals:** | -- // -- |
| **3-Pointers:** | -- // -- |
| **Free Throws:** | -- // -- |
| **Minutes:** | -- // -- |

## PRODUCTION TRACKER

| | 2024-25 | Career |
|---|---|---|
| Scored 10+ Points | 6 | 37 |
| Scored 15+ Points | 3 | 18 |
| Led the Vols in Scoring | 2 | 2 |
| Had 5+ Rebounds | 9 | 53 |
| Had 10+ Rebounds | 5 | 19 |
| Led the Vols in Rebounding | 8 | 8 |
| Had a Double-Double | 2 | 13 |
| Made Multiple 3-Pointers | 3 | 30 |
| Had Multiple Blocks | 3 | 12 |
| Had Multiple Steals | 1 | 14 |

@THE1_MILI

Name pronounced: EE-gore MILL-ih-chich
*Full bio can be found HERE on UTsports.com*

**HONORS**
- **2023-24: Third Team All-AAC**

**AS A SENIOR IN 2024-25**
- Put up seven points, a game-high 12 rebounds, two assists and one block against Middle Tennessee State (12/23/24).
- Totaled seven points and a game-best 14 rebounds, a season high and the co-second-most of his career, in a win at Illinois (12/14/24) during which he notched a steal that he turned into a go-ahead dunk with 1:32 left.
- Posted 16 points and a team-high nine rebounds versus Miami (12/10/24) in the Jimmy V Classic.
- Registered 11 points and a game-best 10 rebounds in the triumph over Syracuse (12/3/24), shooting 6-of-7 at the line to set season bests in makes and attempts.
- Recorded nine points and a then-season-best 13 rebounds, two shy of his career high, against UT Martin (11/27/24), adding two blocks.
- Totaled 10 points in the win over No. 13/14 Baylor (11/22/24) to help the team win the Baha Mar Championship crown.
- Facing his former school, tallied 14 points, eight rebounds and three assists in a victory against Virginia (11/21/24) to start play at the Baha Mar Championship.
- Produced 23 points, nine rebounds, four assists and two blocks versus Austin Peay (11/17/24), becoming the third Volunteer in the last 20 seasons (2005-25) to record that line, alongside Admiral Schofield (1/29/19) and Grant Williams (11/21/18), plus shot 11-of-14 from the field to tie a career best in makes.
- Turned in a dominant 18-point, 10-rebound double-double against Montana (11/13/24), adding a co-career-high three assists and a pair of steals.

**AS A JUNIOR IN 2023-24 AT CHARLOTTE**
- One of two 49ers to appear in all 31 games, earning 30 starts to tie for second-most on the team.
- Averaged 12.8 points, 8.5 rebounds, 1.7 assists and 1.1 blocks in 32.1 minutes per game, while shooting 48.7 percent on field goals, 37.6 percent from deep and 81.8 percent at the line.
- Paced the team in rebounding, defensive rebounding (7.0), blocks, minutes, 3-point percentage, made 3-pointers (56) and free-throw percentage.
- Finished second in scoring and offensive rebounding (1.5), as well as third in assists, field-goal percentage, made field goals (130), made free throws (81), free-throw attempts (99), plus co-third in total steals (22).
- Amassed 10 double-doubles, eight more than all his teammates combined.
- One of three DI players to average at least 12.5 points and 8.0 rebounds per game on 48/37/81 shooting splits, alongside UT Martin's Jacob Crews (First Team All-OVC) and Boston College's Quinten Post (Second Team All-ACC).
- Per KenPom, placed No. 41 in defensive rebounding percentage (25.4) and No. 49 in true shooting percentage (63.7).
- Tied for No. 23 in the country in defensive rebounding average (7.0), placed No. 39 in total defensive rebounds (217) and tied for No. 58 in double-doubles.
- Finished second in the AAC in defensive rebounding average and total defensive rebounds (217), as well as fourth in rebounding average, total rebounds (262) and double-digit rebounding performances (12), while tying for fourth in double-doubles.
- Placed sixth in the league in free-throw percentage, ninth in blocks average and total blocks (35), No. 10 in 3-point percentage and No. 15 in both field-goal percentage and minutes average.
- In league-only action, finished third in defensive rebounding average (6.4) and total defensive rebounds (115), seventh in rebounding average (7.9) and total rebounds (142), ninth in blocks average (1.1) and total blocks (20), No. 11 in 3-point percentage (37.6), No. 14 in minutes average (33.2), co-No. 14 in total minutes (598) and co-No. 15 in made 3-pointers per game (1.9).
- Led Charlotte in games with five-plus (27), 10-plus (12) and 13-plus (five) rebounds, as well as in outings with two-plus (17) and four-plus (two) made 3-pointers.
- Finished second on the team in outings with 10-plus (20), 15-plus (12) and 22-plus (three) points, as well as in multiple-block contests (six), while ranking first in showings with four-plus blocks (three).

**AS A SOHOMORE IN 2022-23 AT CHARLOTTE**
- Played in 35 of 36 contests, missing one due to illness, and garnered 22 starting opportunities.
- Averaged 7.7 points and 4.1 rebounds in 21.4 minutes per game, shooting 47.6 percent from the field, 33.6 percent beyond the arc and 77.5 percent at the stripe.
- Placed second on the team in total blocks (17), third in total rebounding, co-third in total offensive rebounds (28), fourth in scoring and co-fourth in total steals (22).
- Logged one double-double, becoming the first 49er in nearly nine years—the last was Shawn Lester on 1/30/14—to post at least 20 points and 10 rebounds in under 31 minutes of action.
- Amassed 10 double-digit scoring performances, with 16-plus thrice and 20 once.
- Grabbed at least five rebounds on 17 occasions, with seven-plus five times and 11 twice.
- Hit three-plus 3-pointers seven times, multiple steals six times, multiple assists four times and two blocks thrice.
- Posted the second-best single-game field-goal percentage (min. 5 FGA) by a 49er with an 87.5 clip (7-of-8).

**AS A FRESHMAN IN 2021-22 AT VIRGINIA**
- Played in 16 games, averaging 2.1 points in 6.3 minutes per contest.
- Totaled 33 points, 15 rebounds and five blocks in 100 minutes, shooting 36.4 percent (8-of-22) from 3-point range.
- Grabbed multiple rebounds in five outings, twice scored nine-plus points and twice hit multiple 3-pointers.

**HIGH SCHOOL**
- Attended ProGenius Ulm while competing for Orange Academy Ratiopharm, a ProA team in Germany.
- Averaged 13.3 points, 5.2 rebounds and 1.8 assists per game across 21 outings in 2020-21, shooting 44.7 percent from the floor and 33.3 percent beyond the arc.
- Also played three games for Ratiopharm Ulm, a Bundesliga (BBL) team, that same year.
- Played with Spurs guard Jeremy Sochan, a top-10 NBA pick in 2022, for Orange Academy Ratiopharm in 2020-21.
- Debuted for the Polish National Team in Feb. 2020 during FIBA EuroBasket qualifying competition.

**PERSONAL**
- Born Aug. 27, 2002, in Pula, Croatia, as Igor Miličić Jr., and also holds Polish citizenship.
- Parents are Igor Miličić Sr., and Barbara Miličić, while he also has two younger brothers, Zoran and Teo.
- Father played professional basketball for 20 years, 1993-2013, winning three Polish Cups and one Belgian Cup, plus claiming the Polish League assists title in 2011.
- Father, who has coached professionally since 2014 and won two more Polish Cups, has served as the head coach of the Polish National Team since Oct. 2021 and as the head coach of GeVi Napoli Basket, a Serie A team he led to the 2023-24 Italian Cup title, since June 2023.
- Interests outside of basketball include going to the beach and hanging out with friends.
- Favorite athlete is Kobe Bryant because of his mentality.
- Best sports memory is winning the U-16 Polish championship in 2018.
- Committed to Tennessee over Baylor, BYU, Clemson and Nebraska.
- Chose Tennessee because of Rick Barnes, the program's success putting players in the NBA, the great culture and the opportunity to win games in the NCAA Tournament.
- First player in Tennessee history from Croatia and, after wearing No. 24 his initial three years, first to wear No. 7.
- Wears his socks inside-out for games and possesses a standing reach just shy of 9-0.
- Recipient of the Holland Family Athletic Scholarship.

## CAREER STATS

| | GP-GS | Min | Avg | FG-A | Pct | 3FG-A | Pct | FT-A | Pct | Off-Def-Rebs | Avg | PF-FO | Ast | TO | Blk | Stl | Pts | Avg |
|---|---|---|---|---|---|---|---|---|---|---|---|---|---|---|---|---|---|---|
| 2021-22* | 16-0 | 100 | 6.3 | 11-29 | .379 | 8-22 | .364 | 3-6 | .500 | 3-12-15 | 0.9 | 2-0 | 3 | 3 | 5 | 4 | 33 | 2.1 |
| 2022-23^ | 35-22 | 748 | 21.4 | 98-206 | .476 | 41-122 | .336 | 31-40 | .775 | 28-117-145 | 4.1 | 56-0 | 21 | 45 | 17 | 22 | 268 | 7.7 |
| 2023-24^ | 31-30 | 998 | 32.1 | 130-267 | .487 | 56-149 | .376 | 81-99 | .818 | 45-217-262 | 8.5 | 77-1 | 53 | 61 | 35 | 22 | 397 | 12.8 |
| 2024-25 | 12-12 | 300 | 25.0 | 50-101 | .495 | 9-37 | .243 | 25-32 | .781 | 24-73-97 | 8.1 | 27-1 | 25 | 14 | 10 | 7 | 134 | 11.2 |
| **TOTAL** | **94-64** | **2147** | **22.8** | **289-603** | **.479** | **114-330** | **.345** | **140-177** | **.791** | **100-419-519** | **5.5** | **162-2** | **102** | **123** | **67** | **55** | **832** | **8.9** |
| **CHAR.** | **66-52** | **1747** | **26.5** | **228-473** | **.482** | **97-271** | **.358** | **112-139** | **.806** | **73-334-407** | **6.2** | **133-1** | **74** | **106** | **52** | **44** | **665** | **10.1** |

** at Virginia* *^ at Charlotte*

# 34 FELIX OKPARA

**JR** Forward | 6-11 | 235 | Retail & Merchandising Management
Lagos, Nigeria | Ohio State | Link Academy (Mo.)

## SEASON HIGHS

| | |
|---|---|
| **Points:** | 13 // vs. Montana, 11/13/24 |
| **Rebounds:** | 11 // vs. UT Martin, 11/27/24 |
| **Assists:** | 1 // vs. Austin Peay, 11/17/24 |
| **Steals:** | 1 (2x) // last vs. Austin Peay, 11/17/24 |
| **Blocks:** | 4 // vs. UT Martin, 11/27/24 |
| **Field Goals:** | 6 // vs. Austin Peay, 11/17/24 |
| **3-Pointers:** | -- // -- |
| **Free Throws:** | 4 // vs. Middle Tennessee State, 12/23/24 |
| **Minutes:** | 28:34 // vs. Syracuse, 12/3/24 |

## CAREER HIGHS (includes two seasons at Ohio State)

| | |
|---|---|
| **Points:** | 16 // vs. Cornell, 3/19/24 |
| **Rebounds:** | 15 // at Indiana, 1/6/24 |
| **Assists:** | 2 (6x) // last vs. Georgia, 3/26/24 |
| **Steals:** | 4 // vs. North Carolina (N), 12/17/22 |
| **Blocks:** | 5 (4x) // last at Michigan, 1/15/24 |
| **Field Goals:** | 7 // vs. Cornell, 3/19/24 |
| **3-Pointers:** | 1 // vs. St. Francis (PA), 12/3/22 |
| **Free Throws:** | 4 // at Iowa, 2/2/24 |
| **Minutes:** | 35:12 // vs. Michigan St. (N), 3/10/23 |

## SEC HIGHS

| | |
|---|---|
| **Points:** | -- // -- |
| **Rebounds:** | -- // -- |
| **Assists:** | -- // -- |
| **Steals:** | -- // -- |
| **Blocks:** | -- // -- |
| **Field Goals:** | -- // -- |
| **3-Pointers:** | -- // -- |
| **Free Throws:** | -- // -- |
| **Minutes:** | -- // -- |

## PRODUCTION TRACKER

| | 2024-25 | Career |
|---|---|---|
| Scored 10+ Points | 5 | 17 |
| Scored 15+ Points | -- | 1 |
| Led the Vols in Scoring | -- | -- |
| Had 5+ Rebounds | 8 | 40 |
| Had 10+ Rebounds | 1 | 8 |
| Led the Vols in Rebounding | 1 | 1 |
| Had 3+ Offensive Rebounds | 5 | 24 |
| Had a Double-Double | 1 | 3 |
| Had Multiple Blocks | 4 | 41 |
| Led the Vols in Blocks | 7 | 7 |

@OKPARA_FELIX

Last name pronounced: ock-PAR-uh
*Full bio can be found HERE on UTsports.com*

**AS A JUNIOR IN 2024-25**
- Scored 12 points on 4-of-5 shooting, converting a quartet of dunks, versus Middle Tennessee State (12/23/24).
- Turned in a nine-point, nine-rebound performance against Western Carolina (12/17/24), grabbing six boards on the offensive end.
- Put up his first double-double as a Volunteer with 10 points on 5-of-6 shooting and season-best 10 rebounds versus UT Martin (11/27/24), adding a season-high four bocks.
- Put up 12 points on 6-of-10 shooting, seven rebounds, three blocks, one assist and one steal against Austin Peay (11/17/24).
- Recorded 13 points on a 5-of-7 field-goal ledger and perfect 3-of-3 free-throw clip versus Montana (11/13/24), plus blocked two shots.
- Scored 10 points and shot a perfect 4-of-4 from the floor at Louisville (11/9/24), adding six rebounds in the win.

**AS A SOPHOMORE IN 2023-24**
- Appeared in 35 of 36 games, missing one due to illness, and earned 34 starting nods.
- Averaged 6.6 points, 6.4 rebounds and 2.3 blocks in 23.5 minutes per game, finishing with a 58.6 percent field-goal clip.
- Tied for the eighth-most total blocks in a single season in Ohio State history with 83.
- Paced the team in field-goal percentage, total rebounding, offensive rebounding (2.3), blocks and dunks (49), as well as ranked fourth in scoring and made field goals (99).
- One of two DI players, alongside NCAA blocked shots leader Isaiah Cozart of Eastern Kentucky, to notch 60-plus blocks and register at least one in every appearance.
- Per KenPom, registered a 10.2 block percentage to rank No. 18 among qualified DI players, as well as posted an 11.1 offensive rebound percentage.
- Played the second-most minutes (824) of anyone with at least a 10.0 block percentage and 11.0 offensive rebound percentage, while only eight other Power Six players hit those marks at even 250-plus minutes: Connecticut's Donovan Clingan (788), Houston's J'aVier Francis (765), UCF's Ibrahima Diallo (608), Auburn's Dylan Cardwell (509), Ole Miss' Jamarion Sharp (489), Kentucky's Ugonna Onyenso (450), Iowa State's Hason Ward (445) and St. John's' Zuby Ejiofor (370).
- Placed ninth nationally in total blocks and No. 11 in blocks per game, with all but two of the players above him in each category logging more minutes per contest.
- Ranked fourth nationally with 25 multiple-block showings, trailing only Purdue's Zach Edey, Eastern Kentucky's Isaiah Cozart and Creighton's Ryan Kalkbrenner.
- Finished second in the Big Ten in blocks average and third in total blocks, as well as ninth in total offensive rebounds (79), No. 10 in offensive rebounding average, co-No. 13 in total rebounds (224) and No. 14 in rebounding average.
- In league-only action, placed second in both blocks average (2.4) and total blocks (47), plus co-sixth in both offensive rebounding average (2.2) and total offensive rebounds (45), as well as co-No. 12 in total rebounds (128) and co-No. 14 in rebounding average (6.4).
- Scored in double figures on nine occasions, posting 14-plus points three times.
- Grabbed five-plus boards 25 times, reaching seven-plus in 18 games, 10-plus in five outings and 14-plus twice, all team highs.
- Pulled down at least five offensive boards in five contests and logged seven twice, both marks leading the team.
- Recorded 25 multiple-block performances, posting at least three in 14 of them and four-plus in six, all team highs.
- Tallied half the team's double-digit rebounding outings, including notching the two top single-game totals (15 and 14).
- Compiled all but one of Ohio State's 15 three-block showings and all six of its four-block outings.
- Tied for the most offensive rebounds (seven, twice) in a single game by a Buckeye.
- Ended the year by averaging 13.7 points per game on 63.3 percent (19-of-30) 2-point shooting across three NIT games.

**AS A FRESHMAN IN 2022-23**
- One of five Buckeyes to compete in all 35 games, he started 11 contests, including each of the final nine.
- Averaged 4.0 points, 3.6 rebounds and 1.3 blocks in 15.5 minutes per game, while shooting 58.7 percent from the floor.
- Recorded 44 total blocks, the sixth-most by a freshman in Ohio State history.
- Led the team in field-goal percentage and blocks, plus placed third in offensive rebounding (1.3) and fifth in total rebounding.
- Compiled two double-doubles, third-most among Buckeyes.
- If qualified, would have ranked No. 27 nationally in block percentage (8.8), per KenPom.
- Placed fifth in the Big Ten in both blocks per game and total blocks, and was the conference's only player with 32-plus rejections (top-13 in the league) who averaged under 21.0 minutes per game.
- In league-only action, finished co-seventh in total blocks (24) and eighth in blocks per game (1.2).
- Scored in double figures three times, plus blocked multiple shots a team-best 12 times, with four-plus a team-leading twice.
- Pulled down at least five rebounds in seven contests, reaching eight-plus in three and tallying 12 twice.
- Registered multiple steals three times, as well as twice notched two assists.
- Accumulated five of the team's eight three-block performances, including the top two single-game figures (five and four).
- Posted the top single-game steal total (four) by a Buckeye and tied for the second-most offensive rebounds (six) in an outing.

**HIGH SCHOOL**
- Unanimously considered a four-star recruit and a top-four prospect in the state of Missouri.
- Finished No. 68 overall in the On3 Consensus rankings, including ninth among centers.
- Ranked as the No. 62 recruit in the nation by ESPN and the No. 71 overall prospect by Rivals.
- Spent his final prep year at Link Academy, where he played alongside future Volunteers Cameron Carr and Julian Phillips.
- Recorded over 8.0 points, 6.0 rebounds and 2.0 blocks per game as a senior, aiding his team to a 34-2 record and a runner-up finish at GEICO Nationals.
- Set a school record with 160 shots in three years at Hamilton Heights Christian Academy in Chattanooga, Tenn.
- Averaged approximately 11.0 points, 8.0 rebounds and 2.0 blocks per game during his junior campaign.
- Logged 113 blocked shots, then a single-season school record, as a sophomore, breaking the prior mark by 43.
- Swatted 16 shots in a game against Lighthouse Christian on 2/12/20 to set a school record, breaking his own mark of 10 against Core4Prep on 11/19/19.
- In addition to Carr and Phillips, played alongside Omaha Biliew (Wake Forest/Iowa State), Trey Green (Xavier), Damien Mayo Jr. (Southern Illinois/Missouri State), Ethan Lathan (Boise State), Tarris Reed Jr. (Connecticut/Michigan) and Jordan Walsh (Boston Celtics/Arkansas), among others, at Link.
- First-round NBA Draft choices Shai Gilgeous-Alxander and Nickeil Alexander-Walker are notable Hamilton Heights alumni.

**PERSONAL**
- Born April 20, 2004, in Lagos, Nigeria, as Felix Eberechukwu Okpara
- Moved to the United States in August 2018, settling in Chattanooga, Tenn.
- Parents are Kennedy and Joy Okpara, while his American host parents are Adam and Brittany Levitt.
- Has an older sister (Gold), an older brother (David), a younger brother (Kennedy) and a younger sister (Molly).
- In his host family, has an older sister (Avery), a younger brother (Reid) and a younger sister (Copelyn).
- Adam, Brittany and Avery Levitt all attended Tennessee.
- Interests outside of basketball include fashion, movies and video games.
- Played soccer while growing up in Nigeria and did not begin playing basketball until a few months before moving to the USA.
- Favorite athlete is Giannis Antetokounmpo because he can relate to him on and off the court, plus because of his work ethic.
- Chose Tennessee both because he wanted to be closer to home and due to his love for the coaching staff and players.
- Third player in Tennessee history from Nigeria, joining Yemi Makanjuola (2011-13) and Emmanuel Negedu (2008-09).
- Owns a standing reach over 9-4 and a wingspan just shy of 7-3, plus generates 1,626 pounds of vertical force in his isometric belt test.
- Recipient of The John Stokely Family Athletic Endowment.

## CAREER STATS

| | GP-GS | Min | Avg | FG-A | Pct | 3FG-A | Pct | FT-A | Pct | Off-Def-Rebs | Avg | PF-FO | Ast | TO | Blk | Stl | Pts | Avg |
|---|---|---|---|---|---|---|---|---|---|---|---|---|---|---|---|---|---|---|
| 2022-23* | 35-11 | 541 | 15.5 | 61-104 | .587 | 1-5 | .200 | 16-26 | .615 | 47-80-127 | 3.6 | 61-2 | 9 | 18 | 44 | 14 | 139 | 4.0 |
| 2023-24* | 35-34 | 824 | 23.5 | 99-169 | .586 | 0-6 | .000 | 33-56 | .589 | 79-145-224 | 6.4 | 100-5 | 18 | 34 | 83 | 14 | 231 | 6.6 |
| 2024-25 | 12-12 | 262 | 21.8 | 35-57 | .614 | 0-0 | .000 | 13-21 | .619 | 29-44-73 | 6.1 | 24-0 | 1 | 17 | 17 | 2 | 83 | 6.9 |
| **TOTAL** | **82-57** | **1627** | **19.8** | **195-330** | **.591** | **1-11** | **.091** | **62-103** | **.602** | **155-269-424** | **5.2** | **185-7** | **28** | **69** | **144** | **30** | **453** | **5.5** |
| **OSU** | **70-45** | **1365** | **19.5** | **160-273** | **.586** | **1-11** | **.091** | **49-82** | **.598** | **126-225-351** | **5.0** | **161-7** | **27** | **52** | **127** | **28** | **370** | **5.3** |

** at Ohio State*

# 12 CADE PHILLIPS

**SO** Forward | 6-9 | 216 | Business Management
Jacksonville, Ala. | Link Academy (Mo.)

## SEASON HIGHS

| | |
|---|---|
| **Points:** | 13 // vs. Austin Peay, 11/17/24 |
| **Rebounds:** | 9 // vs. Austin Peay, 11/17/24 |
| **Assists:** | 3 // vs. Western Carolina, 12/17/24 |
| **Steals:** | 1 (4x) // last vs. Middle Tennessee State, 12/23/24 |
| **Blocks:** | 2 (2x) // last vs. Syracuse, 12/3/24 |
| **Field Goals:** | 6 // vs. Syracuse, 12/3/24 |
| **3-Pointers:** | -- // -- |
| **Free Throws:** | 5 // vs. Miami, 12/10/24 |
| **Minutes:** | 26:10 // vs. Syracuse, 12/3/24 |

## CAREER HIGHS

| | |
|---|---|
| **Points:** | 13 // vs. Austin Peay, 11/17/24 |
| **Rebounds:** | 9 // vs. Austin Peay, 11/17/24 |
| **Assists:** | 3 // vs. Western Carolina, 12/17/24 |
| **Steals:** | 1 (4x) // last vs. Middle Tennessee State, 12/23/24 |
| **Blocks:** | 2 (2x) // last vs. Syracuse, 12/3/24 |
| **Field Goals:** | 6 // vs. Syracuse, 12/3/24 |
| **3-Pointers:** | -- // -- |
| **Free Throws:** | 5 // vs. Miami, 12/10/24 |
| **Minutes:** | 26:10 // vs. Syracuse, 12/3/24 |

## SEC HIGHS

| | |
|---|---|
| **Points:** | 2 // vs. Vanderbilt, 2/17/24 |
| **Rebounds:** | 3 // vs. Vanderbilt, 2/17/24 |
| **Assists:** | 2 // vs. Vanderbilt, 2/17/24 |
| **Steals:** | -- // -- |
| **Blocks:** | -- // -- |
| **Field Goals:** | -- // -- |
| **3-Pointers:** | -- // -- |
| **Free Throws:** | 2 // vs. Vanderbilt, 2/17/24 |
| **Minutes:** | 10:19 // vs. Vanderbilt, 2/17/24 |

## PRODUCTION TRACKER

| | 2024-25 | Career |
|---|---|---|
| Scored 5+ Points | 6 | 6 |
| Scored 10+ Points | 1 | 1 |
| Had 5+ Rebounds | 5 | 5 |
| Had 10+ Rebounds | -- | -- |
| Led the Vols in Rebounding | 1 | 1 |
| Had Multiple Offensive Rebounds | 4 | 6 |
| Had a Double-Double | -- | -- |
| Had Multiple Blocks | 1 | 1 |
| Led the Vols in Blocks | 1 | 1 |
| Had Multiple Steals | -- | -- |

@CADEPHILLIPS12

*Full bio can be found HERE on UTsports.com*

**AS A SOPHOMORE IN 2024-25**
- Stuffed the stat sheet with five points, seven rebounds, a career-high three assists and one steal versus Western Carolina (12/17/24).
- Scored nine points, all in the second half, against Miami (12/10/24) in the Jimmy V Classic, throwing down two alley-oop dunks and going 5-of-6 at the line to set career highs in both makes and attempts.
- Made his first five shots and finished with 12 points on 6-of-8 shooting, setting a career high in makes, in the win versus Syracuse (12/3/24), adding six rebounds, two assists and two blocks, with the latter two marks tying career bests.
- Finished with six points, six rebounds and two blocked shots versus UT Martin (11/27/24).
- Posted 11 points on a perfect 4-of-4 field-goal clip in the triumph against No. 13/14 Baylor (11/2/24) in the Baha Mar Championship final, throwing down three dunks.
- Totaled 13 points on 5-of-7 shooting and pulled down a co-game-high nine rebounds versus Austin Peay (11/17/24), setting career bests in each category.
- Totaled six points on a perfect 3-of-3 field-goal clip in the win at Louisville (11/9/24), plus grabbed a then-career-high six rebounds in a career-best 21 minutes.
- Set then-career highs in minutes (20), points (seven), rebounds (four) and made field goals (three) in the season-opening triumph against Gardner-Webb (11/4/24), plus tied his then-top tally in assists (two).

**AS A FRESHMAN IN 2023-24**
- Played in 13 contests, including nine of the first 13, and finished with 18 rebounds in 78 minutes on the floor.
- Shot 8-of-9 (88.9 percent) from the free-throw line and went 2-of-3 (66.7 percent) from the field, with both makes coming via dunks.
- Pulled down multiple rebounds in five appearances and blocked a shot in four.
- Placed third on the team with four "One Fly, We All Fly" pregame dunks.
- Finished with two points, a then-career-high-tying three rebounds and a then-career-best two assists in 10 minutes of action against Vanderbilt (2/17/24).
- Scored four points on a perfect 4-of-4 free-throw tally in the win over George Mason (12/5/23).
- Made his official Tennessee debut in the season-opening victory against Tennessee Tech (11/6/23).

**HIGH SCHOOL**
- Tabbed as four-star recruit by ESPN, as well as a four-star prospect by 247Sports, On3 and Rivals.
- Finished No. 144 in the 247Sports Composite rankings, as well as No. 148 on the On3 Consensus list, the latter good for first among Alabamians and No. 20 at the center position.
- Spent the final year of his prep career at Link Academy, where he played alongside future Volunteers Cameron Carr and Ben Linnemeyer.
- Averaged 10.0 points and 7.0 rebounds per game, helping the team go 27-1, win the GEICO Nationals championship and finish No. 1 in both the ESPN and MaxPreps national rankings.
- Attended Jacksonville High School during his junior campaign, averaging 13.3 points, 8.2 rebounds and 4.5 blocks per game, while shooting 57.0 percent from the floor.
- Totaled 109 blocked shots in 24 games as a junior, including 11 in the regional final, en route to ASWA 4A All-State recognition.
- Previously attended Westbrook Christian School in Rainbow City, Ala., where he played varsity basketball from eighth grade through his sophomore year, averaging 19.0 points and 9.0 rebounds per game during his last year there.
- Played football his first two years of high school, earning all-state honorable mention as a linebacker during his sophomore campaign and collecting multiple scholarship offers.
- Competed with The Skills Factory on the Nike AAU circuit.
- In addition to Carr and Phillips, played alongside Elliot Cadeau (North Carolina), Corey Chest (LSU), Ryan Forrest (North Carolina A&T/Northwestern State), Jacolb Fredson-Cole (Oklahoma), Tyler McKinley (Cincinnati) and Ja'Kobe Walter (Toronto Raptors/Baylor), among others, at Link.
- Country music artist Riley Green and 1996 Pulitzer Prize winner Rick Bragg also attended Jacksonville High School.

**PERSONAL**
- Born Aug. 16, 2004, in Birmingham, Ala., as John Caden Phillips, but goes by Cade
- Parents are John David Phillips, who works in the steel industry, and Reagan Phillips, who has her own psychology clinic.
- Father played quarterback and defensive back at Alabama, appearing in 17 games from 1996-98, with Tennessee finishing second in his recruitment.
- Mother, then Reagan Croyle, played basketball from 1996-99 at Alabama, where she was also the homecoming queen.
- Has two younger brothers, Will and Gibbs.
- Grew up on Big Oak Ranch, a large Christian home for children run by members of his family, in both Springville, Ala., and Southside, Ala.
- Grandfather, John Croyle, was an All-American defensive lineman under Paul "Bear" Bryant at Alabama.
- Uncle, Brodie Croyle, played quarterback at Alabama and was a 2006 NFL Draft third-round pick of the Kansas City Chiefs, for whom he competed with for five years.
- Interests outside of basketball include camping with teammates and adventure activities such as cliff jumping and rock climbing.
- Favorite athlete is his father.
- Best sports memory is winning the GEICO Nationals title during his senior year of high school.
- Committed to Tennessee over Alabama, Auburn, Clemson and Georgia.
- Chose Tennessee because he loved the people, in particular Rick Barnes, Gregg Polinsky and team chaplain Chris Walker.
- Owns a 7-2 wingspan, a standing reach of just under 9-0 and a max trap bar deadlift (565 pounds) of 2.62 times his body weight, plus added 12.5 pounds and upped his standing vertical jump by 2.63 inches between arriving on campus and starting his freshman season.
- Recipient of the Richard & Melba Jackson Athletic Scholarship Endowment.

## CAREER STATS

| | GP-GS | Min | Avg | FG-A | Pct | 3FG-A | Pct | FT-A | Pct | Off-Def-Rebs | Avg | PF-FO | Ast | TO | Blk | Stl | Pts | Avg |
|---|---|---|---|---|---|---|---|---|---|---|---|---|---|---|---|---|---|---|
| 2023-24 | 13-0 | 78 | 6.0 | 2-3 | .667 | 0-0 | .000 | 8-9 | .889 | 9-9-18 | 1.4 | 11-0 | 5 | 3 | 4 | 1 | 12 | 0.9 |
| 2024-25 | 12-0 | 207 | 17.3 | 32-46 | .696 | 0-0 | .000 | 15-26 | .577 | 25-28-53 | 4.4 | 11-0 | 12 | 8 | 9 | 4 | 79 | 6.6 |
| **TOTAL** | **25-0** | **286** | **11.4** | **34-49** | **.694** | **0-0** | **.000** | **23-35** | **.657** | **34-37-71** | **2.8** | **22-0** | **17** | **11** | **13** | **5** | **91** | **3.6** |

# 5 ZAKAI ZEIGLER

**SR** Guard | 5-9 | 172 | Retail & Merchandising Management
Long Island, N.Y. | Our Saviour Lutheran School

## SEASON HIGHS

| | |
|---|---|
| **Points:** | 19 (2x) // last vs. Austin Peay, 11/17/24 |
| **Rebounds:** | 10 // vs. Western Carolina, 12/17/24 |
| **Assists:** | 15 // vs. Middle Tennessee State, 12/23/24 |
| **Steals:** | 4 // vs. Syracuse, 12/3/24 |
| **Blocks:** | 1 (5x) // last vs. Miami, 12/10/24 |
| **Field Goals:** | 7 (2x) // last vs. Austin Peay, 11/17/24 |
| **3-Pointers:** | 4 // at Louisville, 11/9/24 |
| **Free Throws:** | 8 // vs. Middle Tennessee State, 12/23/24 |
| **Minutes:** | 38:21 // vs. Baylor, 11/22/24 |

## CAREER HIGHS

| | |
|---|---|
| **Points:** | 26 (2x) // at Kentucky, 2/3/24 |
| **Rebounds:** | 10 // vs. Western Carolina, 12/17/24 |
| **Assists:** | 15 // vs. Middle Tennessee State, 12/23/24 |
| **Steals:** | 5 (4x) // last vs. LSU, 2/7/24 |
| **Blocks:** | 2 // at LSU, 1/21/23 |
| **Field Goals:** | 9 // at Miss. State, 1/10/24 |
| **3-Pointers:** | 5 // vs. Norfolk State, 1/2/24 |
| **Free Throws:** | 11 // at Vanderbilt, 1/18/22 |
| **Minutes:** | 40:00 (4x) // last vs. Creighton (N), 3/29/24 |

## SEC HIGHS

| | |
|---|---|
| **Points:** | 26 (2x) // at Kentucky, 2/3/24 |
| **Rebounds:** | 9 // vs. Texas A&M, 2/24/24 |
| **Assists:** | 14 // vs. Texas A&M, 2/24/24 |
| **Steals:** | 5 (3x) // last vs. LSU, 2/7/24 |
| **Blocks:** | 2 // at LSU, 1/21/23 |
| **Field Goals:** | 9 // at Miss. State, 1/10/24 |
| **3-Pointers:** | 4 (6x) // last vs. Kentucky, 3/9/24 |
| **Free Throws:** | 11 // at Vanderbilt, 1/18/22 |
| **Minutes:** | 40:00 (2x) // last at Texas A&M, 2/10/24 |

## PRODUCTION TRACKER

| | 2024-25 | Career |
|---|---|---|
| Scored 10+ Points | 8 | 64 |
| Scored 20+ Points | -- | 7 |
| Led the Vols in Scoring | -- | 17 |
| Made Multiple 3-Pointers | 4 | 52 |
| Had 5+ Rebounds | 3 | 15 |
| Had 5+ Assists | 10 | 55 |
| Led the Vols in Assists | 11 | 69 |
| Had Multiple Steals | 5 | 57 |
| Led the Vols in Steals | 3 | 43 |
| Had a Positive Assist/TO Ratio | 11 | 80 |

@REALZAKAIZ

Name pronounced: Zuh-KY ZEE-Glur
*Full bio can be found HERE on UTsports.com*

**HONORS**
- **2024-25: SEC Player of the Week (12/30/24) ... College Hoops Today Early Season First Team All-American ... Blue Ribbon Yearbook Preseason Second Team All-American ... Jay Bilas Preseason Third Team All-American ... Preseason First Team All-SEC (Media) ... Preseason First Team All-SEC (Coaches) ... Naismith Trophy Preseason Watch List ... Lute Olson Player of the Year Award Early Season Watch List ... Bob Cousy Award Top 20 Preseason Watch List**
- **2023-24: SEC Defensive Player of the Year (Coaches) ... First Team All-SEC (Coaches) ... SEC All-Defensive Team (Coaches) ... Second Team All-SEC (AP) ... Naismith Defensive Player of the Year Semifinalist & Watch List ... Lefty Driesell Defensive Player of the Year Finalist ... NCAA Midwest Region All-Tournament Team ... Bob Cousy Award Midseason Top 10 List & Preseason Watch List Preseason First Team All-SEC (Coaches) ... Preseason Second Team All-SEC (Media)**
- **2022-23: Second Team All-SEC (Coaches, Media) ... SEC All-Defensive Team ... Naismith Defensive Player of the Year semifinalist ... Lefty Driesell Defensive Player of the Year Finalist ... USBWA All-District IV Team ... NABC Second Team All-District 20 ... SEC Player of the Week (1/30/23) Naismith Trophy Preseason Watch List ... Preseason First Team All-SEC (Coaches) ... Preseason Second Team All-SEC (Media)**
- **2021-22: SEC All-Defensive Team ... SEC All-Freshman Team**

**CAREER**
- Logged 17 points and a career-high 15 assists, tied for the most by a Volunteer and the top figure since 1987, against Middle Tennessee State (12/23/24), becoming the third SEC player in the last 20 seasons (2005-25) with 15-plus in both categories, as well as shot 8-of-9 at the line to set season highs in each area.
- Entered the top 10 in program history in made 3-pointers and the top three in steals in the victory over Syracuse (12/3/24), finishing with 14 points, eight assists and a season-best four steals.
- The fourth three-time All-SEC Defensive Team designee in league history, alongside Reginald Buckner (2010-13), Jeffrey Taylor (2009-12) and Jarvis Varnado (2007-10).
- One of 10 players, including the second Volunteer, to lead the SEC in assists per game in back-to-back years, alongside Sahvir Wheeler (2020-22), Alex Caruso (2013-15), Nick Calathes (2007-09), Derrick Zimmerman (2001-03), Detrick White (1997-99), Chuck Evans (1991-93), Terry Coner (1984-87; three times), Sean Tuohy (1978-82; four times) and Rodney Woods (1972-75; three times).
- Among three Volunteers with 1,000 points, 400 assists and 150 steals, joining Santiago Vescovi (2019-24) and C.J. Watson (2002-06).
- Lone player in Tennessee history with greater than five points/assists double-doubles, logging eight in his first three campaigns.
- Concluded his junior season second in program history in assist-to-turnover ratio (min. 2.0 APG & 40 GP) with a 2.29 ledger, fourth in steals per game at 1.79, sixth in assists with 472, sixth in assists per game with a 4.67 mark and seventh in steals with 181.
- Owns the program record for career assists in NCAA Tournament play (38) and is third in assists per NCAA Tournament game (6.3).

**AS A SENIOR IN 2024-25**
- Finished one assist shy against Western Carolina (12/17/24) of the second triple-double in program history, notching 10 points, a career-best 10 rebounds and nine assists.
- Playing approximately 38 miles from his hometown, registered his ninth-career double-double with 13 points and a game-high 10 assists in the Jimmy V Classic win over Miami (12/10/24).
- Just missed a double-double against UT Martin (11/27/24), totaling 11 points and nine assists, plus chipped in two steals.
- Had 19 points, eight assists, three rebounds, one steal and one block versus Austin Peay (11/17/24), joining Trae Golden (2011-12) as the only Vols with that line in the last 20 seasons (2005-25), plus shot 7-of-8 from the floor to become the first UT guard to shoot over 85.0 percent on eight-plus attempts since Admiral Schofield (12/29/18) and became the eighth Vol to reach 500 career assists.
- Stuffed the stat sheet with 11 points, a game-high seven assists, six rebounds, one steal and one block, with just one turnover, against Montana (11/13/24), shooting 3-of-4 from deep.
- Finished with 19 points, seven assists and three steals at Louisville (11/9/24), going 7-of-13 from the field, including 4-of-7 from deep.
- Opened with 13 points and nine assists versus Gardner-Webb (11/4/24), adding two steals to move into the top five on UT's career list.

**AS A JUNIOR IN 2023-24**
- Among the six Volunteers to appear in all 36 affairs, starting each of the final 30.
- Finished with the third-most assists (218) in a season in program history, trailing only Rodney Woods (227 in 1974-75) and Johnny Darden (221 in 1976-77), while also placing No. 15 among all SEC players in the last 45 seasons (1979-2024).
- Placed fourth at UT in single-season A/T ratio (2.79), seventh in APG (6.06), ninth in steals (62) and No. 14 in minutes (1,138).
- Averaged 11.8 points, 2.8 rebounds, 6.1 assists and 1.7 steals in 31.6 minutes per game, plus shot 34.4 percent from beyond the arc.
- Led the team in assists, steals and minutes, while ranking second in scoring, made 3-pointers (72), made free throws (84) and free-throw attempts (119), plus third in made field goals (134).
- Tied for second on the team with three double-doubles, all with points and assists.
- Became the second player in Tennessee history to win SEC Defensive Player of the Year, joining Yves Pons (2019-20), and the third individual under 6-foot to do so, alongside Tremont Waters (2018-19) and Tyler Ulis (2015-16).
- Became the fifth SEC player in at least the last 45 seasons (1979-2024) with multiple 13-assist outings in a single campaign, joining Sahvir Wheeler (2020-21), Phil Pressey (2012-13), Dee Bost (2011-12) and John Wall (2009-10).
- Totaled four of the nine double-digit assist outings by an SEC player and notched both performances of 12-plus assists.
- One of seven DI players with 13-plus assists multiple times and one of 12 with seven-plus assists at least 20 times.
- Finished No. 12 in DI in total assists, No. 22 in APG, No. 28 in assist rate (min. 400 MP; 34.1), No. 31 in A/T ratio and co-No. 56 in steals.
- Led the SEC in assists per game for the second straight year, the 10th person ever to do so, and also paced the league in total assists.
- Finished third in the SEC in assist-to-turnover ratio, fourth in total steals and steals per game, fifth in total minutes (1,138), No. 12 in minutes per game, co-No. 12 in total made 3-pointers and co-No. 15 made 3-pointers per game (2.0).
- Paced the league in assists (7.0) in SEC-only action, while also ranking second in steals (2.1), third in assist-to-turnover ratio (3.15), sixth in minutes (34.1), co-No. 11 in made 3-pointers (2.3) and No. 19 in scoring (14.1).
- Led or co-led the Volunteers in assists 30 times, minutes 21 times and steals 15 times, all team highs.
- Ranked third among Volunteers with 20 double-digit scoring performances, all in the final 28 games, as well as second in number outings with 15-plus points (13; eight in a 13-game span), 18-plus points (seven), 20-plus points (four) and 25-plus points (two).
- Paced the team in number of contests with three-plus assists (33), five-plus assists (24), seven-plus assists (14), 10-plus assists (four), 13-plus assists (two), multiple steals (16), three-plus steals (10) and four-plus steals (seven).

**AS A SOPHOMORE IN 2022-23**
- At the time of his season-ending injury, led the SEC in assists (161, 5.4 apg) while boasting an impressive 2.37 assist-to-turnover ratio.
- Became the first Vol since C.J. Watson in 2004-05 to finish a season as the SEC's assists leader (5.4 apg).
- Finished SEC play as the league leader in total assists (111) and assists per game (6.53 apg) while placing second in A/T ratio (2.92).
- Became just the seventh player in program history to average 10.0-plus points and 5.0-plus assists in a season (10.7 ppg, 5.4 apg).
- Had five points/assists double-doubles on the season, tying the program's career record (Rodney Woods from 1972-75).
- His 161 assists tied for the ninth-highest single-season total by a Vol, matching former teammate Kennedy Chandler (2021-22).
- His 2.37 assist/turnover ratio put him ninth on the program's all-time single-season list, while his 1.97 steals average placed No. 12.

**AS A FRESHMAN IN 2021-22**
- Made a major impact off the bench, ranking second on UT in steals (1.7 spg), third in assists (2.7 apg) and fourth in scoring (8.8 ppg).
- In SEC play, he raised his scoring average to 10.1 ppg, while his 86.6 free-throw percentage during league play led the roster.
- Became the fourth Volunteer freshman ever selected to the SEC All-Defensive Team.
- Led the Vols in steals 12 times, in assists six times and in scoring four times, plus was first off the bench in a team-high 19 games.
- Scored 10-plus in 12 of 18 regular season SEC games, including nine of the last 11, with 17 total double-figure scoring tallies, fourth on UT.
- Ranked No. 11 among all DI players in steal percentage, logging a steal on 4.54 percent of opponents' possessions while on the floor.
- Finished one steal shy of the SEC lead in steals during conference play, averaging 2.2 takeaways per game with 40 steals in 18 SEC games.

**HIGH SCHOOL**
- Graduated from Our Saviour Lutheran School in Bronx, N.Y., transferring there late in his senior year with the initial intent of taking a postgraduate year, but instead signed with Tennessee in late August.
- Spent the majority of the 2020-21 school year, including basketball season, at Immaculate Conception High School in Montclair, N.J., averaging 20.0 points and 4.6 assists per game as a senior.
- Had a breakout showing in six games at the 2021 Peach Jam with the New York Lightning, averaging 15.3 points and 5.5 assists per game, while boasting a 4.7 assist-to-turnover ratio and connecting on 50.0 percent of his 3-point attempts.
- Facing eventual Peach Jam winner Team Final, had 23 points on 7-for-8 3-point shooting, adding 10 assists, three steals and no turnovers.

**PERSONAL**
- Born Aug. 2, 2002, in Long Island, N.Y., as Zakai Za'Miek Zeigler, to mother Charmane Zeigler.
- Younger half-brother, Armoni, plays basketball at Saint Peter's and the two met in the opening round of the 2024 NCAA Tournament.
- Also competed in football growing up, playing running back, quarterback and safety.
- Continues a storied history of Vols from the New York City area, following Ernie Grunfeld (Forest Hills), Tobias Harris (Dix Hills), Bernard King (Brooklyn), Kevin Punter Jr. (Bronx), Ed Wiener (Brooklyn), Brian Williams (Bronx) and Howard Wood (East Hampton).
- The shortest scholarship Volr since Ralph Parton, who stood 5-7, in 1979-80, but is co-second on UT with a a +5.25 wingspan (6-2.25).
- After his family's apartment was destroyed in a fire during his freshman season, Tennessee fans pledged over $363,000 in under 48 hours through a GoFundMe effort, with the proceeds enabling his family to relocate to Knoxville, Tenn., in the spring of 2022.
- Recipient of both the Larry Pratt Athletic Scholarship Endowment and the Earl Keister II Basketball Endowment.

## CAREER STATS

| | GP-GS | Min | Avg | FG-A | Pct | 3FG-A | Pct | FT-A | Pct | Off-Def-Rebs | Avg | PF-FO | Ast | TO | Blk | Stl | Pts | Avg |
|---|---|---|---|---|---|---|---|---|---|---|---|---|---|---|---|---|---|---|
| 2021-22 | 35-1 | 774 | 22.1 | 94-247 | .381 | 44-125 | .352 | 75-89 | .843 | 5-61-66 | 1.9 | 61-0 | 93 | 60 | 3 | 60 | 307 | 8.8 |
| 2022-23 | 30-15 | 860 | 28.7 | 105-280 | .375 | 51-164 | .311 | 60-72 | .833 | 10-72-82 | 2.7 | 67-1 | 161 | 68 | 6 | 59 | 321 | 10.7 |
| 2023-24 | 36-30 | 1138 | 31.6 | 134-341 | .393 | 72-209 | .344 | 84-119 | .706 | 11-90-101 | 2.8 | 48-0 | 218 | 78 | 3 | 62 | 424 | 11.8 |
| 2024-25 | 12-12 | 396 | 33.0 | 43-110 | .391 | 20-69 | .290 | 36-43 | .837 | 3-42-45 | 3.8 | 21-1 | 99 | 38 | 5 | 21 | 142 | 11.8 |
| **TOTAL** | **113-58** | **3173** | **28.1** | **376-978** | **.384** | **187-567** | **.330** | **255-323** | **.789** | **29-265-294** | **2.6** | **197-2** | **571** | **244** | **17** | **202** | **1194** | **10.6** |

## 21 CAMPBELL DUNCAN

**FR** Guard | 6-6 | 200 | Biomedical Engineering
Austin, Texas | Anderson

@CAMPBELL_DUNCAN44

*Full bio can be found HERE on UTsports.com*

**AS A FRESHMAN IN 2024-25**
• Scored the first two points of his career on a basket in the final minute of the victory over Western Carolina (12/17/24).
• Made his collegiate debut versus Austin Peay (11/17/24), playing the final 2:01 of the contest.

**HIGH SCHOOL**
• Averaged 18.0 points and 9.0 rebounds per game as a senior, earning First Team All-District 26 6A and *Austin American-Statesman* All-Central Texas Honorable Mention accolades.
• Made the THSCA Academic All-State Elite Team after posting a 4.65 GPA as a senior and graduated with a 4.48 mark.
• Posted 14.0 ppg and 7.0 rpg his junior season, collecting Second Team All-District 26 6A distinction.
• Helped team to a 14-0 league record, area title and regional quarterfinal trip in both his freshman and sophomore years.
• National Honor Society member and three-year golf letter winner, helping his team to a state title as a sophomore.

**PERSONAL**
• Born Oct. 16, 2005, in Austin, Texas, as Campbell James Duncan, his nickname is "Dunc," he lists Patrick Mahomes as his favorite athlete and he enjoys fishing and golfing.
• Parents are Clayton Duncan, a senior VP at a healthcare company, and Stephanie Duncan, who works in network security sales, plus has a younger sister, Parker.
• Sister signed with Arkansas volleyball team, mother played volleyball at Texas and grandfather, Bob Spurck, played basketball at Tulane.
• Best sports memories are a game-winner against Del Valle High School in a district game as a junior and making the third round of the state playoffs as a sophomore.

| | GP-GS | Min | Avg | FG-A | Pct | 3FG-A | Pct | FT-A | Pct | Off-Def-Rebs | Avg | PF-FO | Ast | TO | Blk | Stl | Pts | Avg |
|---|---|---|---|---|---|---|---|---|---|---|---|---|---|---|---|---|---|---|
| 2024-25 | 3-0 | 5 | 1.6 | 1-1 | 1.000 | 0-0 | .000 | 0-0 | .000 | 0-0-0 | 0.0 | 0-0 | 0 | 0 | 0 | 0 | 2 | 0.7 |

## 35 BEN LINNEMEYER

**FR** Guard | 6-6 | 205 | Communication Studies
Columbia, Mo. | Link Academy

@BENLINNEMEYER

*Full bio can be found HERE on UTsports.com*

**HIGH SCHOOL**
• Spent his final two years—his senior season and a post-graduate year—at Link Academy, where he played alongside future Volunteers Cameron Carr and Cade Phillips in 2022-23.
• Averaged 14.2 points, 5.4 rebounds and 4,0 assists per game his final year at Link, plus shot 90.0 percent at the line.
• Helped the team go 27-1, win the GEICO Nationals championship and finish No. 1 in both the ESPN and MaxPreps national rankings as a senior.
• Team captain as a junior at Rock Bridge High School, where he was a two-year starter.
• Helped his team finish second in the conference and reach the district title game his sophomore year.
• National Honor Society and honor roll student.

**PERSONAL**
• Born Nov. 24, 2004, in Chicago as Benjamin Scott Linnemeyer and lived there until he was two.
• Parents are Scott Linnemeyer, who works in real state, and Kara Linnemeyer, a lawyer.
• Has an older sister, Kate.
• Interests outside of basketball include baseball, football and shoes, while his favorite athlete is Jimmy Butler.
• Best sports memory is winning GEICO Nationals in Fort Myers, Fla., as a senior.
• Second player in Tennessee history from the state of Missouri, joining Derrick Walker (2017-19).

| | GP-GS | Min | Avg | FG-A | Pct | 3FG-A | Pct | FT-A | Pct | Off-Def-Rebs | Avg | PF-FO | Ast | TO | Blk | Stl | Pts | Avg |
|---|---|---|---|---|---|---|---|---|---|---|---|---|---|---|---|---|---|---|
| 2024-25 | | | | | | | | | | | | | | | | | | |

## 24 GAVIN PAULL

**FR** Guard | 5-11 | 158 | Electrical Engineering
Austin, Texas | Westlake

@GAVIN_P10

*Full bio can be found HERE on UTsports.com*

**AS A FRESHMAN IN 2024-25**
• Debuted as a collegian against Austin Peay (11/17/24), taking the court for the final 2:01 of the game.

**HIGH SCHOOL**
• Four-year varsity letter winner helped his team compile a 127-17 (.882) overall record, a 56-4 (.933) mark in district play and four straight district titles during his prep career, plus was in National Honor Society and the math club.
• Two-time UIL First Team All-District 26-6A selection, claiming the honor as both a junior and senior.
• Averaged 15.0 ppg, 4.0 rpg and 4.0 apg as a senior captain, earning UIL District 26-6A Offensive Player of the Year.
• Posted 12.0 ppg, 3.0 apg and 2.0 rpg per game as a junior, collecting all-area and team offensive player of the year.
• Aided team to a 38-2 tally and state semifinal berth as a sophomore after a 30-2 mark and state final bid as a freshman.
• Brad Buckman and Chris Mihm, the latter of whom spent nine years in the NBA, also attended Westlake before competing under Rick Barnes during his tenure at Texas.

**PERSONAL**
• Born Aug. 9, 2005, in Austin, Texas, as Gavin Putney Paull.
• Parents are Jason Paull, the chief strategy office of an applied science company, and Kristin Paull, who works in hospitality, plus has two older brothers, Nathan and Jackson.
• Interests outside of basketball include other sports, spending time with friends, TV and video games, while his favorite athlete is Steph Curry because he is fun to watch.
• Best sports memory is hitting a game-winning shot in the bi-district 6A playoffs as a junior.

| | GP-GS | Min | Avg | FG-A | Pct | 3FG-A | Pct | FT-A | Pct | Off-Def-Rebs | Avg | PF-FO | Ast | TO | Blk | Stl | Pts | Avg |
|---|---|---|---|---|---|---|---|---|---|---|---|---|---|---|---|---|---|---|
| 2024-25 | 3-0 | 5 | 1.6 | 0-1 | .000 | 0-0 | .000 | 0-0 | .000 | 0-2-2 | 0.7 | 0-0 | 0 | 0 | 0 | 0 | 0 | 0.0 |

## RECORD, RESULTS & GAME HIGHS

| Record: | Overall | Home | Away | Neutral | OT | vs. T25 | vs. T10 |
|---|---|---|---|---|---|---|---|
| All Games | 12-0 | 7-0 | 2-0 | 3-0 | 0-0 | 1-0 | 0-0 |
| Conference | 0-0 | 0-0 | 0-0 | 0-0 | 0-0 | 0-0 | 0-0 |
| Non-Conference | 12-0 | 7-0 | 2-0 | 3-0 | 0-0 | 1-0 | 0-0 |

| Date | Time | TV | Opponent | Result | Attend. | High Pts. | High Reb. | High Ast. | High Stl. | High Blk. | High Min. |
|---|---|---|---|---|---|---|---|---|---|---|---|
| 11/4 | 7 p.m. | SECN+ | Gardner-Webb | W, 80-64 | 17,813 | Lanier (18) | Okpara (9) | Zeigler (9) | Mashack (4) | Estrella (1)<br>Okpara (1) | Zeigler(32:321) |
| 11/9 | 12 p.m. | ACCN | at RV/-- Louisville | W, 77-55 | 16,976 | Lanier (19)<br>Zeigler (19) | Mashack (7) | Zeigler (7) | Mashack (3)<br>Zeigler (3) | *four* (1) | Zeigler (33:51) |
| 11/13 | 7 p.m. | SECN+ | Montana | W, 92-57 | 16,916 | Miličić (18) | Okpara (10) | Zeigler (7) | Gainey (2)<br>Miličić (2) | Okpara (2) | Miličić(33:24) |
| 11/17 | 3 p.m. | SECN+ | RV/-- Austin Peay | W, 103-68 | 17,232 | Miličić (23) | Miličić (9)<br>Phillips (9) | Zeigler (8) | Lanier (4) | Okpara (3) | Zeigler(31:07) |
| 11/21 | 9:30 p.m. | CBSSN | vs. Virginia^ | W, 64-42 | 2,077 | Lanier (26) | Miličić (8) | Zeigler (6) | Mashack (4) | Okpara (3) | Zeigler (35:46) |
| 11/22 | 9:30 p.m. | CBSSN | vs. #13/14 Baylor^ | W, 77-62 | 2,119 | Lanier (25) | Mashack (6) | Zeigler (9) | Zeigler (3) | *four* (1) | Zeigler (38:21) |
| 11/27 | 4 p.m. | SECN+ | UT Martin | W, 78-35 | 17,314 | Lanier (18) | Miličić (13) | Zeigler (9) | Zeigler (2) | Okpara (4) | Zeigler (29:45) |
| 12/3 | 7:30 p.m. | ESPN | Syracuse+ | W, 96-70 | 21,678 | Lanier (26) | Miličić (10) | Zeigler (8) | Zeigler (4) | Phillips (2) | Zeigler (32:30) |
| 12/10 | 6:30 p.m. | ESPN | vs. Miami% | W, 75-62 | 14,846 | Lanier (22) | Miličić (9) | Zeigler (10) | Mashack (3) | Gainey (2) | Mashack (37:24) |
| 12/14 | 5:30 p.m. | FOX | at RV/RV Illinois | W, 66-64 | 15,544 | Gainey (23) | Miličić (14) | Gainey (2)<br>Zeigler (2) | Mashack (4) | *four* (1) | Miličić(36:58) |
| 12/17 | 7 p.m. | SECN+ | Western Carolina | W, 84-36 | 16,866 | Lanier (19) | Zeigler (10) | Zeigler (9) | Gainey (5)<br>Mashack (5) | Gainey (2)<br>Miličić (2) | Zeigler (33:37) |
| 12/23 | 7 p.m. | SECN | Middle Tennessee | W, 82-64 | 20,706 | Lanier (23) | Miličić (12) | Zeigler (15) | Lanier (2)<br>Mashack (2) | Gainey (2) | Zeigler(38:01) |
| 12/31 | 3 p.m. | SECN+ | Norfolk State | | | | | | | | |
| 1/4 | 1 p.m. | ESPN | Arkansas* | | | | | | | | |
| 1/7 | 7 p.m. | TBD | at Florida* | | | | | | | | |
| 1/11 | 6 p.m. | TBD | at Texas* | | | | | | | | |
| 1/15 | 8 p.m. | SECN | Georgia* | | | | | | | | |
| 1/18 | 3:30 p.m. | SECN | at Vanderbilt* | | | | | | | | |
| 1/21 | 7 p.m. | TBD | Mississippi State* | | | | | | | | |
| 1/25 | 8:30 p.m. | TBD | at Auburn* | | | | | | | | |
| 1/28 | 7 p.m. | ESPN | Kentucky* | | | | | | | | |
| 2/1 | TBD | TBD | Florida* | | | | | | | | |
| 2/5 | 7 p.m. | SECN | Missouri* | | | | | | | | |
| 2/8 | 12 p.m. | TBD | at Oklahoma* | | | | | | | | |
| 2/11 | 7 p.m. | ESPN | at Kentucky* | | | | | | | | |
| 2/15 | 1 p.m. | SECN | Vanderbilt* | | | | | | | | |
| 2/22 | 12 p.m. | TBD | at Texas A&M* | | | | | | | | |
| 2/25 | 9 p.m. | SECN | at LSU* | | | | | | | | |
| 3/1 | TBD | TBD | Alabama* | | | | | | | | |
| 3/5 | 9 p.m. | TBD | at Ole Miss* | | | | | | | | |
| 3/8 | 2 p.m. | SECN | South Carolina* | | | | | | | | |

* - SEC game
^ - Baha Mar Championship (Nassau, Bahamas)
+ - ACC/SEC Challenge
% - Jimmy V Classic (New York, N.Y.)
*All times Eastern*

A breakdown of how many times each player has led Tennessee in each category can be found on Page 13

## GAME-BY-GAME COMPARISON

| | Date | Result | FG-A | Pct | 3P-A | Pct | FT-A | Pct | Rebounds O-D-Total | PF | Pts | A | TO | Stl | Blk | Min | Pts. at Half |
|---|---|---|---|---|---|---|---|---|---|---|---|---|---|---|---|---|---|
| Gardner-Webb | | W, 80-42 | 24-55 | 43.6 | 6-23 | 26.1 | 10-15 | 66.7 | 10-22-32 | 19 | 64 | 8 | 15 | 6 | 2 | 40 | 32 |
| at #12/12 Tennessee | Nov. 4 | | 28-55 | 50.9 | 8-23 | 34.8 | 16-21 | 76.2 | 8-21-29 | 15 | 80 | 16 | 11 | 9 | 2 | 40 | 44 |
| at RV/-- Louisville | | W, 77-55 | 16-60 | 26.7 | 10-39 | 25.6 | 13-13 | 100.0 | 13-13-26 | 13 | 55 | 11 | 15 | 12 | 4 | 40 | 26 |
| #12/12 Tennessee | Nov. 9 | | 30-53 | 56.6 | 10-19 | 52.6 | 7-11 | 63.6 | 12-28-40 | 18 | 77 | 12 | 20 | 8 | 4 | 40 | 40 |
| Montana | | W, 92-57 | 18-52 | 34.6 | 7-25 | 28.0 | 14-19 | 73.7 | 4-13-17 | 21 | 57 | 8 | 11 | 9 | 0 | 40 | 31 |
| at #11/9 Tennessee | Nov. 13 | | 31-51 | 60.8 | 9-21 | 42.9 | 21-25 | 84.0 | 7-31-38 | 16 | 92 | 24 | 13 | 6 | 6 | 40 | 40 |
| RV/-- Austin Peay | | W, 103-68 | 22-62 | 35.5 | 10-33 | 30.3 | 14-17 | 82.4 | 11-14-25 | 25 | 68 | 10 | 13 | 6 | 2 | 40 | 29 |
| at #11/9 Tennessee | Nov. 17 | | 37-58 | 63.8 | 5-14 | 35.7 | 24-33 | 72.7 | 13-30-43 | 17 | 103 | 22 | 11 | 10 | 10 | 40 | 52 |
| Virginia | | W, 64-42 | 14-49 | 28.6 | 6-20 | 30.0 | 8-11 | 72.7 | 11-23-34 | 15 | 42 | 9 | 18 | 0 | 5 | 40 | 21 |
| vs. #11/9 Tennessee | Nov. 21 | | 26-66 | 37.9 | 9-25 | 36.0 | 5-10 | 50.0 | 18-25-43 | 12 | 64 | 11 | 7 | 8 | 7 | 40 | 22 |
| #13/14 Baylor | | W, 77-62 | 25-59 | 42.4 | 6-22 | 27.3 | 6-8 | 75.0 | 15-14-29 | 15 | 62 | 12 | 12 | 4 | 1 | 40 | 20 |
| vs. #11/9 Tennessee | Nov. 22 | | 24-56 | 52.2 | 12-27 | 44.4 | 17-22 | 77.3 | 9-19-28 | 14 | 77 | 18 | 15 | 8 | 4 | 40 | 47 |
| UT Martin | | W, 78-35 | 12-53 | 22.6 | 6-31 | 19.4 | 5-7 | 71.4 | 10-14-24 | 14 | 35 | 8 | 18 | 7 | 0 | 40 | 20 |
| at #7/6 Tennessee | Nov. 27 | | 30-63 | 47.6 | 10-37 | 27.0 | 8-10 | 80.0 | 20-29-49 | 8 | 78 | 22 | 11 | 6 | 9 | 40 | 35 |
| Syracuse | | W, 96-70 | 26-53 | 49.1 | 6-19 | 31.6 | 12-21 | 57.1 | 5-21-26 | 17 | 70 | 10 | 11 | 6 | 2 | 40 | 35 |
| at #3/3 Tennessee | Dec. 3 | | 35-65 | 53.8 | 10-29 | 34.5 | 16-24 | 66.7 | 13-27-40 | 18 | 96 | 16 | 8 | 9 | 3 | 40 | 45 |
| #1/1 Miami | | W, 75-62 | 24-61 | 39.3 | 8-33 | 24.2 | 6-10 | 60.0 | 11-22-33 | 12 | 62 | 11 | 14 | 9 | 1 | 40 | 25 |
| vs. Tennessee | Dec. 10 | | 25-42 | 48.1 | 10-25 | 40.0 | 15-18 | 83.3 | 5-30-35 | 10 | 75 | 16 | 11 | 5 | 5 | 40 | 38 |
| at RV/RV Illinois | | W, 66-64 | 15-51 | 29.4 | 4-23 | 17.4 | 30-36 | 83.3 | 12-25-37 | 21 | 64 | 6 | 11 | 2 | 1 | 40 | 30 |
| #1/1 Tennessee | Dec. 14 | | 20-62 | 32.3 | 6-24 | 25.0 | 20-28 | 71.4 | 17-25-42 | 24 | 66 | 6 | 6 | 7 | 4 | 40 | 31 |
| Western Carolina | | W, 84-36 | 14-64 | 21.9 | 6-39 | 15.4 | 2-4 | 50.0 | 14-23-37 | 14 | 36 | 6 | 23 | 5 | 3 | 40 | 15 |
| at #1/1 Tennessee | Dec. 17 | | 32-69 | 46.4 | 8-27 | 29.6 | 12-14 | 85.7 | 14-34-48 | 8 | 84 | 22 | 10 | 17 | 6 | 40 | 38 |
| Middle Tennessee | | W, 82-64 | 24-59 | 40.7 | 9-30 | 30.0 | 7-14 | 50.0 | 6-23-29 | 21 | 64 | 5 | 11 | 7 | 2 | 40 | 40 |
| at #1/1 Tennessee | Dec. 23 | | 27-56 | 48.2 | 10-22 | 45.5 | 18-23 | 78.3 | 8-32-40 | 13 | 82 | 19 | 11 | 6 | 4 | 40 | 34 |
| Norfolk State | | | | | | | | | | | | | | | | | |
| at Tennessee | Dec. 31 | | | | | | | | | | | | | | | | |
| Arkansas | | | | | | | | | | | | | | | | | |
| at Tennessee | Jan. 4 | | | | | | | | | | | | | | | | |
| at Florida | | | | | | | | | | | | | | | | | |
| Tennessee | Jan. 7 | | | | | | | | | | | | | | | | |
| at Texas | | | | | | | | | | | | | | | | | |
| Tennessee | Jan. 11 | | | | | | | | | | | | | | | | |
| Georgia | | | | | | | | | | | | | | | | | |
| at Tennessee | Jan. 15 | | | | | | | | | | | | | | | | |
| at Vanderbilt | | | | | | | | | | | | | | | | | |
| Tennessee | Jan. 18 | | | | | | | | | | | | | | | | |
| Mississippi State | | | | | | | | | | | | | | | | | |
| at Tennessee | Jan. 21 | | | | | | | | | | | | | | | | |
| at Auburn | | | | | | | | | | | | | | | | | |
| Tennessee | Jan. 25 | | | | | | | | | | | | | | | | |
| Kentucky | | | | | | | | | | | | | | | | | |
| at Tennessee | Jan. 28 | | | | | | | | | | | | | | | | |
| Florida | | | | | | | | | | | | | | | | | |
| at Tennessee | Feb. 1 | | | | | | | | | | | | | | | | |
| Missouri | | | | | | | | | | | | | | | | | |
| at Tennessee | Feb. 5 | | | | | | | | | | | | | | | | |
| at Oklahoma | | | | | | | | | | | | | | | | | |
| Tennessee | Feb. 8 | | | | | | | | | | | | | | | | |
| at Kentucky | | | | | | | | | | | | | | | | | |
| Tennessee | Feb. 11 | | | | | | | | | | | | | | | | |
| Vanderbilt | | | | | | | | | | | | | | | | | |
| at Tennessee | Feb. 15 | | | | | | | | | | | | | | | | |
| at Texas A&M | | | | | | | | | | | | | | | | | |
| Tennessee | Feb. 22 | | | | | | | | | | | | | | | | |
| at LSU | | | | | | | | | | | | | | | | | |
| Tennessee | Feb. 25 | | | | | | | | | | | | | | | | |
| Alabama | | | | | | | | | | | | | | | | | |
| at Tennessee | March 1 | | | | | | | | | | | | | | | | |
| at Ole Miss | | | | | | | | | | | | | | | | | |
| Tennessee | March 5 | | | | | | | | | | | | | | | | |
| South Carolina | | | | | | | | | | | | | | | | | |
| at Tennessee | March 8 | | | | | | | | | | | | | | | | |

## SPECIALTY STATS

| Opponent (Date) | W/L | Biggest Lead UT | Biggest Lead OPP | Ties | Lead Changes | Lead Time UT | Lead Time OPP | Tied | Off Turnovers UT-OPP | Off Turnovers +/- | In Paint UT-OPP | In Paint +/- | Second Chance UT-OPP | Second Chance +/- | Fast-Break UT-OPP | Fast-Break +/- | Bench UT-OPP | Bench +/- |
|---|---|---|---|---|---|---|---|---|---|---|---|---|---|---|---|---|---|---|
| Gardner-Webb (11/4) | W | 27 | 0 | 2 | 0 | 38:58 | 0:00 | 1:02 | 20-16 | +4 | 38-**34** | +4 | 7-12 | -5 | 13-0 | +13 | 29-14 | +15 |
| at Louisville (11/9) | W | 26 | 0 | 0 | 0 | 39:02 | 0:00 | 0:58 | 20-12 | +8 | 40-10 | +30 | 15-5 | +10 | 6-4 | +2 | 19-**39** | -20 |
| Montana (11/13) | W | 38 | 1 | 1 | 2 | 39:21 | 0:13 | 0:26 | 15-4 | +11 | 38-22 | +16 | 5-5 | 0 | 20-0 | +20 | 29-12 | +17 |
| Austin Peay (11/17) | W | 37 | 3 | 0 | 1 | 38:11 | 1:21 | 0:28 | 25-14 | +11 | **64**-22 | **+42** | 17-**17** | 0 | **27**-6 | +21 | 34-13 | +21 |
| vs. Virginia (11/21) | W | 26 | 2 | 2 | 6 | 32:50 | 3:05 | 4:05 | 30-2 | +28 | 28-14 | +14 | **19**-5 | **+14** | 5-0 | +5 | 11-17 | -6 |
| vs. #13/14 Baylor (11/22) | W | 28 | 0 | 0 | 0 | **39:51** | 0:00 | 0:09 | 13-**20** | -7 | 24-34 | -10 | 15-12 | +3 | 2-0 | +2 | 30-7 | +23 |
| UT Martin (11/27) | W | 43 | 0 | 1 | 0 | 38:02 | 0:00 | 1:58 | 24-7 | +17 | 36-10 | +26 | **19**-10 | +9 | 10-5 | +5 | 23-28 | -5 |
| Syracuse (12/3) | W | 32 | 2 | 1 | 1 | 37:35 | 1:24 | 1:01 | 19-10 | +9 | 44-28 | +16 | 16-7 | +9 | 13-12 | +1 | 32-35 | -3 |
| vs. Miami (12/10) | W | 18 | 1 | 5 | 2 | 35:58 | 0:35 | 3:27 | 14-9 | +5 | 22-28 | -6 | 7-13 | -6 | 10-9 | +1 | 17-17 | 0 |
| at Illinois (12/14) | W | 4 | **8** | **14** | **13** | 10:18 | **23:49** | **5:53** | 12-6 | +6 | 22-22 | 0 | 8-8 | 0 | 4-5 | -1 | 30-12 | +18 |
| Western Carolina (12/17) | W | **48** | 6 | 0 | 1 | 35:10 | 4:32 | 0:18 | **32**-0 | **+32** | 44-14 | +30 | 10-9 | +1 | 22-0 | **+22** | **37**-14 | **+23** |
| Middle Tennessee (12/23) | W | 18 | 6 | 4 | 2 | 27:37 | 8:40 | 3:43 | 11-9 | +2 | 32-26 | +6 | 9-8 | +1 | 11-**13** | -2 | 17-31 | -14 |
| Norfolk State (12/31) | | | | | | | | | | | | | | | | | | |
| Arkansas (1/4) | | | | | | | | | | | | | | | | | | |
| at Florida (1/7) | | | | | | | | | | | | | | | | | | |
| at Texas (1/11) | | | | | | | | | | | | | | | | | | |
| Georgia (1/15) | | | | | | | | | | | | | | | | | | |
| at Vanderbilt (1/18) | | | | | | | | | | | | | | | | | | |
| Mississippi State (1/21) | | | | | | | | | | | | | | | | | | |
| at Auburn (1/25) | | | | | | | | | | | | | | | | | | |
| Kentucky (1/28) | | | | | | | | | | | | | | | | | | |
| Florida (2/1) | | | | | | | | | | | | | | | | | | |
| Missouri (2/5) | | | | | | | | | | | | | | | | | | |
| at Oklahoma (2/8) | | | | | | | | | | | | | | | | | | |
| at Kentucky (2/11) | | | | | | | | | | | | | | | | | | |
| Vanderbilt (2/15) | | | | | | | | | | | | | | | | | | |
| at Texas A&M (2/22) | | | | | | | | | | | | | | | | | | |
| at LSU (2/25) | | | | | | | | | | | | | | | | | | |
| Alabama (3/1) | | | | | | | | | | | | | | | | | | |
| at Ole Miss (3/5) | | | | | | | | | | | | | | | | | | |
| South Carolina (3/8) | | | | | | | | | | | | | | | | | | |
| **TOTALS** | **12-0** | **48** | **8** | **30** | **28** | **412:53** | **43:39** | **23:28** | **235-109** | **+126** | **432-266** | **+166** | **147-111** | **+36** | **143-54** | **+89** | **308-239** | **+69** |
| SEC | | | | | | | | | | | | | | | | | | |

***Bold*** *= season high for UT/OPP (or highest UT +/-)*
*Underline = season low for UT/OPP (or lowest UT +/-)*

## GAME-BY-GAME POINTS, REBOUNDS & ASSISTS

| Opponent (Date) | Bishop Boswell | Cameron Carr | Darlinstone Dubar | J.P. Estrella | Jordan Gainey | Grant Hurst | Chaz Lanier | Jahmai Mashack | Igor Miličić Jr. | Felix Okpara | Cade Phillips | Zakai Zeigler |
|---|---|---|---|---|---|---|---|---|---|---|---|---|
| Gardner-Webb (11/4) | DNP-INJ | 2-1-2 | DNP | 4-2-0 | 16-2-1 | DNP | 18-1-0 | 10-4-1 | 8-4-1 | 2-9-0 | 7-4-2 | 13-1-9 |
| at Louisville (11/9) | 2-0-0 | 0-2-0 | DNP | 2-5-0 | 9-4-4 | DNP | 19-2-1 | 3-7-0 | 7-2-0 | 10-6-0 | 6-6-0 | 19-2-7 |
| Montana (11/13) | 0-1-1 | 13-2-2 | DNP | 8-1-1 | 4-3-2 | 0-0-0 | 13-1-4 | 8-3-1 | 18-10-5 | 13-4-0 | 4-3-1 | 11-6-7 |
| Austin Peay (11/17) | 0-1-3 | 4-1-0 | DNP | DNP-INJ | 15-2-2 | 2-1-0 | 5-3-1 | 10-3-2 | 23-9-4 | 12-7-1 | 13-9-1 | 19-3-8 |
| vs. Virginia (11/21) | 2-1-0 | DNP-INJ | 4-3-0 | DNP-INJ | 5-7-1 | 0-0-0 | 26-4-0 | 7-5-1 | 14-8-3 | 4-6-0 | 0-0-0 | 2-4-6 |
| vs. #13/14 Baylor (11/22) | 0-0-0 | DNP-INJ | 3-4-1 | DNP-INJ | 16-1-1 | DNP | 25-4-1 | 2-6-2 | 10-1-3 | 3-3-0 | 11-4-1 | 7-3-9 |
| UT Martin (11/27) | 0-1-2 | DNP-INJ | 7-3-1 | DNP-INJ | 8-0-3 | 2-0-0 | 18-2-2 | 7-6-4 | 9-13-1 | 10-11-0 | 6-6-0 | 11-3-9 |
| Syracuse (12/3) | 0-0-0 | DNP-INJ | 3-2-0 | DNP-INJ | 12-6-2 | 4-0-0 | 26-4-2 | 5-2-0 | 11-10-2 | 8-7-0 | 12-6-2 | 14-2-8 |
| vs. Miami (12/10) | DNP | DNP-INJ | DNP-INJ | DNP-INJ | 8-5-0 | DNP | 22-3-1 | 7-5-2 | 16-9-2 | 0-5-0 | 9-1-1 | 13-5-10 |
| at Illinois (12/14) | 0-3-0 | DNP-INJ | 5-5-0 | DNP-INJ | 23-2-2 | DNP | 17-2-1 | 6-3-0 | 7-14-1 | 0-3-0 | 2-5-0 | 6-2-2 |
| Western Carolina (12/17) | 0-0-0 | DNP-INJ | 13-2-0 | DNP-INJ | 17-2-2 | 0-0-1 | 19-7-4 | 5-3-2 | 4-5-1 | 9-9-0 | 5-7-3 | 10-10-9 |
| Middle Tennessee (12/23) | DNP-INJ | x | 3-2-0 | DNP-INJ | 10-6-0 | DNP | 23-4-1 | 6-2-0 | 7-12-2 | 12-3-0 | 4-2-1 | 17-4-15 |
| Norfolk State (12/31) | | | | | | | | | | | | |
| Arkansas (1/4) | | | | | | | | | | | | |
| at Florida (1/7) | | | | | | | | | | | | |
| at Texas (1/11) | | | | | | | | | | | | |
| Georgia (1/15) | | | | | | | | | | | | |
| at Vanderbilt (1/18) | | | | | | | | | | | | |
| Mississippi State (1/21) | | | | | | | | | | | | |
| at Auburn (1/25) | | | | | | | | | | | | |
| Kentucky (1/28) | | | | | | | | | | | | |
| Florida (2/1) | | | | | | | | | | | | |
| Missouri (2/5) | | | | | | | | | | | | |
| at Oklahoma (2/8) | | | | | | | | | | | | |
| at Kentucky (2/11) | | | | | | | | | | | | |
| Vanderbilt (2/15) | | | | | | | | | | | | |
| at Texas A&M (2/22) | | | | | | | | | | | | |
| at LSU (2/25) | | | | | | | | | | | | |
| Alabama (3/1) | | | | | | | | | | | | |
| at Ole Miss (3/5) | | | | | | | | | | | | |
| South Carolina (3/8) | | | | | | | | | | | | |

# HIGHS & LOWS

| Individual Category | Tennessee | Opponent |
|---|---|---|
| Points | 26 by Chaz Lanier vs. Virginia in Nassau (11/21/24)<br>26 by Chaz Lanier vs. Syracuse (12/3/24) | 30 by Money Williams vs. Montana (11/13/24) |
| Points in a Half | 25 (1H) by Chaz Lanier vs. Baylor in Nassau (11/22/24 | 17 (2H) by Norchad Omier vs. Baylor in Nassau (11/22/24)<br>17 (1H) by Camryn Weston vs. Middle Tennessee (12/23/24) |
| Field Goals Made | 11 by Igor Miličić Jr. vs. Autin Peay (11/17/24) | 9 by Camryn Weston vs. Middle Tennessee (12/23/24) |
| Field Goals Made in a Half | 9 (1H) by Chaz Lanier vs. Baylor in Nassau (11/22/24) | 7 (1H) by Camryn Weston vs. Middle Tennessee (12/23/24) |
| Field Goals Attempted | 23 by Chaz Lanier vs. Virginia in Nassau (11/21/24) | 18 by L.J. Thomas vs. Austin Peay (11/17/24)<br>18 by Camryn Weston vs. Middle Tennessee (12/23/24) |
| Field-Goal Percentage (min. 5 made) | 87.5 (7-8) by Zakai Zeigler vs. Austin Peay (11/17/24) | 80.0 (8-10) by Norchad Omier vs. Baylor in Nassau (11/22/24) |
| 3-Pointers Made | 7 by Chaz Lanier vs. Baylor in Nassau (11/22/24) | 5 by Isaac Haney vs. Austin Peay (11/17/24) |
| 3-Pointers Attempted | 13 by Chaz Lanier vs. UT Martin (11/17/24) | 12 by Reyne Smith at Louisville (11/9/24) |
| 3-Point Percentage (min. 2 made) | 75.0 (3-4) by Zakai Zeigler vs. Montana (11/13/24)<br>75.0 (3-4) by Zakai Zeigler vs. Austin Peay (11/17/24) | 57.1 (4-7) by Money Williams vs. Montana (11/13/24) |
| Free Throws Made | 8 by Jahmai Mashack vs. Austin Peay (11/17/24)<br>8 by Zakai Zeigler vs. Middle Tennessee (12/23/24) | 10 by Money Williams vs. Montana (11/13/24)<br>10 by Kasparas Jakučionis at Illinois (12/14/24) |
| Free Throws Attempted | 10 by Jahmai Mashack vs. Austin Peay (11/17/24) | 14 by Kasparas Jakučionis at Illinois (12/14/24) |
| Free-Throw Percentage (min. 3 made)<br>*highest total of makes without a miss listed* | 100 (7-7) by Zakai Zeigler vs. Gardner-Webb (11/4/24) | 100 (4-4) by Jamaine Mann vs. Gardner-Webb (11/4/24)<br>100 (4-4) by Kasean Pryor at Louisville (11/9/24)<br>100 (4-4) by Reyne Smith at Louisville (11/9/24) |
| Total Rebounds | 14 by Igor Miličić Jr. at Illinois (12/14/24) | 12 by Lynn Kidd vs. Miami in New York City (12/10/24)<br>12 by Tomislav Ivisic at Illinois (12/14/24) |
| Offensive Rebounds | 6 by Igor Miličić Jr. vs. Virginia in Nassau (11/21/24)<br>6 by Felix Okpara vs. Western Carolina (12/17/24) | 5 by Lynn Kidd vs. Miami in New York City (12/10/24) |
| Defensive Rebounds | 10 by Igor Miličić Jr. vs. Montana (11/13/24)<br>10 by Zakai Zeigler vs. Western Carolina (12/17/24) | 8 by Tomislav Ivisic at Illinois (12/14/24) |
| Assists | 15 by Zakai Zeigler vs. Middle Tennessee (12/23/24) | 4 x5; last by A.J. Staton-McCray vs. Miami in New York City (12/10/24) |
| Blocks | 4 by Felix Okpara vs. UT Martin (11/17/24) | 3 by Blake Buchanan vs. Virginia in Nassau (11/21/24) |
| Steals | 5 by Jordan Gainey vs. Western Carolina (12/17/24)<br>5 by Jahmai Mashack vs. Western Carolina (12/17/24) | 6 by Chucky Hepburn at Louisville (11/9/24) |
| Turnovers | 11 by Zakai Zeigler at Louisville (11/9/24) | 7 by Kasparas Jakučionis at Illinois (12/14/24) |
| Minutes Played | 38:21 by Zakai Zeigler vs. Baylor in Nassau (11/22/24) | 37:18 by Kasparas Jakučionis at Illinois (12/14/24) |
| Dunks | 5 by Felix Okpara vs. Austin Peay (11/17/24) | 2 by Chris Bell vs. Syracuse (12/3/24) |

| Team Category | Tennessee | Opponent |
|---|---|---|
| Points | 103 vs. Austin Peay (11/17/24) | 70 vs. Syracuse (12/3/24) |
| Low | 64 vs. Virginia in Nassau (11/21/24) | 35 vs. UT Martin (11/17/24) |
| Points in a Half | 52 x2; (2H) vs. Montana (11/13/24) and (1H) vs. Austin Peay (11/17/24) | 40 (1H) vs. Middle Tennessee (12/23/24) |
| Low | 22 (1H) vs. Virginia in Nassau (11/21/24) | 15 x2; (2H) vs. UT Martin (11/17/24) and (1H) vs. Western Carolina (12/17/24) |
| Field Goals Made | 37 vs. Austin Peay (11/17/24) | 25 vs. Baylor in Nassau (11/22/24) |
| Low | 20 at Illinois (12/14/24) | 12 vs. UT Martin (11/17/24) |
| Field Goals Made in a Half | 19 x3; last (2H) vs. Syracuse (12/3/24) | 16 x2; (2H) vs. Baylor in Nassau (11/22/24) and (1H) vs. Middle Tennessee (12/23/24) |
| Low | 6 (1H) at Illinois (12/14/24) | 4 (2H) vs. UT Martin (11/17/24) |
| Field Goals Attempted | 66 vs. Virginia in Nassau (11/21/24) | 69 vs. Western Carolina (12/17/24) |
| Low | 46 vs. Baylor in Nassau (11/22/24) | 49 vs. Virginia in Nassau (11/21/24) |
| Field-Goal Percentage | 63.8 (37-58) vs. Austin Peay (11/17/24) | 49.1 (26-53) vs. Syracuse (12/3/24) |
| Low | 32.3 (20-62) at Illinois (12/14/24) | 21.9 (14-64) vs. Western Carolina (12/17/24) |
| 3-Pointers Made | 12 vs. Baylor in Nassau (11/22/24) | 10 x2; at Louisville (11/9/24) and vs. Austin Peay (11/17/24) |
| Low | 5 vs. Austin Peay (11/17/24) | 4 at Illinois (12/14/24) |
| 3-Pointers Attempted | 37 vs. UT Martin (11/17/24) | 39 at Louisville (11/9/24) |
| Low | 14 vs. Austin Peay (11/17/24) | 19 vs. Syracuse (12/3/24) |
| 3-Point Percentage | 52.6 (10-19) at Louisville (11/9/24) | 31.6 (6-19) vs. Syracuse (12/3/24) |
| Low | 25.0 (6-24) at Illinois (12/14/24) | 15.4 (6-39) vs. Western Carolina (12/17/24) |
| Free Throws Made | 24 vs. Austin Peay (11/17/24) | 30 at Illinois (12/14/24) |
| Low | 5 vs. Virginia in Nassau (11/21/24) | 2 vs. Western Carolina (12/17/24) |
| Free Throws Attempted | 33 vs. Austin Peay (11/17/24) | 36 at Illinois (12/14/24) |
| Low | 10 2x; vs. Virginia in Nassau (11/21/24) and vs. UT Martin (11/17/24) | 4 vs. Western Carolina (12/17/24) |
| Free-Throw Percentage | 85.7 (12-14) vs. Western Carolina (12/17/24) | 100.0 (13-13) at Louisville |
| Low | 50.0 (5-10) vs. Virginia in Nassau (11/21/24) | 50.0 x2; (2-4) vs. Western Carolina (12/17/24) and (7-14) vs. Middle Tennessee (12/23/24) |
| Total Rebounds | 49 vs. UT Martin (11/17/24) | 37 x2; at Illinois (12/14/24) and vs. Western Carolina (12/17/24) |
| Low | 28 vs. Baylor in Nassau (11/22/24) | 24 vs. UT Martin (11/17/24) |
| Offensive Rebounds | 20 vs. UT Martin (11/17/24) | 15 vs. Baylor in Nassau (11/22/24) |
| Low | 5 vs. Miami in New York City (12/10/24) | 4 vs. Montana (11/13/24) |
| Defensive Rebounds | 34 vs. Western Carolina (12/17/24) | 25 at Illinois (12/14/24) |
| Low | 21 vs. Gardner-Webb (11/4/24) | 13 x2; at Louisville (11/9/24) and vs. Montana (11/13/24) |
| Assists | 24 vs. Montana (11/13/24) | 12 vs. Baylor in Nassau (11/22/24) |
| Low | 6 at Illinois (12/14/24) | 5 vs. Middle Tennessee (12/23/24) |
| Blocks | 10 vs. Austin Peay (11/17/24) | 5 vs. Virginia in Nassau (11/21/24) |
| Low | 2 vs. Gardner-Webb (11/4/24) | 0 x2; vs. Montana (11/13/24) and vs. UT Martin (11/17/24) |
| Steals | 17 vs. Western Carolina (12/17/24) | 12 at Louisville (11/9/24) |
| Low | 6 x2; vs. Montana (11/13/24) and vs. Middle Tennessee (12/23/24) | 0 vs. Virginia in Nassau (11/21/24) |
| Turnovers | 20 at Louisville (11/9/24) | 18 x2; vs. Virginia in Nassau (11/21/24) and vs. UT Martin (11/17/24) |
| Low | 6 at Illinois (12/14/24) | 11 x3; last at Illinois (12/14/24) |
| Fouls | 24 at Illinois (12/14/24) | 25 vs. Austin Peay (11/17/24) |
| Low | 8 x2; vs. UT Martin (11/17/24) and vs. Western Carolina (12/17/24) | 13 at Louisville (11/9/24) |
| Dunks | 8 x3; last vs. Western Carolina (12/17/24) | 3 vs. Syracuse (12/3/24) |
| Low | 2 at Louisville (11/9/24) | 0 x6; last vs. Middle Tennessee (12/23/24) |

# BOX SCORES

## Gardner-Webb at Tennessee

Official Basketball Box Score - Final
11/04/24 Food City Center, Knoxville, Tennessee
2024-2025 Men's Basketball

**Game Time:** 7:02 PM **Game Duration:** 1:59 **Attendance:** 17,813

**Officials:** KB Burdett, Jr., Vladimir Voyard Tadal, Jason Deering

**Gardner-Webb - 64** Record: 0-1

| NO. | Name | | Min | FG M-A | 3P M-A | FT M-A | Reb OR | Reb DR | Reb TOT | Fouls PF | Fouls FD | TP | AS | TO | ST | Blocks BS | Blocks BA | +/- |
|---|---|---|---|---|---|---|---|---|---|---|---|---|---|---|---|---|---|---|
| 5 | Ademide Badmus | F | 19:33 | 1-2 | 0-0 | 0-2 | 1 | 4 | 5 | 4 | 1 | 2 | 1 | 1 | 1 | 0 | 0 | -11 |
| 1 | Anthony Selden | G | 30:57 | 4-8 | 1-4 | 4-7 | 1 | 3 | 4 | 3 | 4 | 13 | 3 | 3 | 0 | 1 | 0 | -3 |
| 3 | Jamaine Mann | G | 28:54 | 4-8 | 1-2 | 4-4 | 2 | 1 | 3 | 3 | 5 | 13 | 0 | 2 | 0 | 0 | 0 | -17 |
| 8 | Darryl Simmons II | G | 33:34 | 8-16 | 4-10 | 2-2 | 0 | 1 | 1 | 2 | 3 | 22 | 1 | 1 | 1 | 0 | 0 | -13 |
| 14 | Shahar Lazar | G | 06:57 | 0-4 | 0-1 | 0-0 | 0 | 1 | 1 | 1 | 0 | 0 | 0 | 1 | 0 | 0 | 1 | -19 |
| 23 | Colin Hawkins | | 22:40 | 1-6 | 0-3 | 0-0 | 0 | 0 | 0 | 2 | 1 | 2 | 1 | 3 | 1 | 0 | 0 | -12 |
| 24 | Isaiah Richards | | 20:27 | 2-3 | 0-1 | 0-0 | 1 | 7 | 8 | 2 | 0 | 4 | 0 | 1 | 2 | 0 | 0 | -5 |
| 2 | Brendan Mykalcio | | 13:59 | 2-3 | 0-1 | 0-0 | 2 | 2 | 4 | 0 | 0 | 4 | 1 | 1 | 1 | 1 | 0 | 0 |
| 11 | Jacob Hudson | | 16:27 | 2-5 | 0-1 | 0-0 | 0 | 0 | 0 | 0 | 1 | 4 | 1 | 0 | 0 | 0 | 1 | 1 |
| 6 | Taku Youngblood | | 06:32 | 0-0 | 0-0 | 0-0 | 0 | 1 | 1 | 2 | 0 | 0 | 0 | 1 | 0 | 0 | 0 | -1 |
| | Team | | | | | | 3 | 2 | 5 | | | 0 | | 1 | | | | |
| | Totals | | | 24-55 | 6-23 | 10-15 | 10 | 22 | 32 | 19 | 15 | 64 | 8 | 15 | 6 | 2 | 2 | -16 |

| Shooting By Period | | | |
|---|---|---|---|
| 1st | FG% | 11-27 | 40.7% |
| | 3PT% | 2-11 | 18.2% |
| | FT% | 8-10 | 80% |
| 2nd | FG% | 13-28 | 46.4% |
| | 3PT% | 4-12 | 33.3% |
| | FT% | 2-5 | 40% |
| GM | FG% | 24-55 | 43.6% |
| | 3PT% | 6-23 | 26.1% |
| | FT% | 10-15 | 66.7% |

Dead Ball Rebounds: 4, 1

Technical Fouls::NONE

**Tennessee - 80** Record: 1-0

| NO. | Name | | Min | FG M-A | 3P M-A | FT M-A | Reb OR | Reb DR | Reb TOT | Fouls PF | Fouls FD | TP | AS | TO | ST | Blocks BS | Blocks BA | +/- |
|---|---|---|---|---|---|---|---|---|---|---|---|---|---|---|---|---|---|---|
| 7 | Igor Milicic Jr. | F | 17:04 | 3-6 | 0-1 | 2-3 | 1 | 3 | 4 | 2 | 2 | 8 | 1 | 0 | 0 | 0 | 0 | 3 |
| 34 | Felix Okpara | C | 25:04 | 0-3 | 0-0 | 2-4 | 4 | 5 | 9 | 4 | 5 | 2 | 0 | 3 | 0 | 1 | 0 | 1 |
| 2 | Chaz Lanier | G | 26:07 | 7-12 | 4-6 | 0-0 | 1 | 0 | 1 | 1 | 2 | 18 | 0 | 1 | 0 | 0 | 1 | 11 |
| 5 | Zakai Zeigler | G | 32:31 | 3-10 | 0-6 | 7-7 | 0 | 1 | 1 | 3 | 4 | 13 | 9 | 4 | 2 | 0 | 0 | 13 |
| 15 | Jahmai Mashack | G | 28:43 | 2-4 | 2-4 | 4-4 | 1 | 3 | 4 | 3 | 2 | 10 | 1 | 2 | 4 | 0 | 0 | 21 |
| 11 | Jordan Gainey | | 27:50 | 7-9 | 2-4 | 0-0 | 0 | 2 | 2 | 0 | 1 | 16 | 1 | 0 | 3 | 0 | 0 | 10 |
| 12 | Cade Phillips | | 19:58 | 3-6 | 0-0 | 1-3 | 0 | 4 | 4 | 0 | 2 | 7 | 2 | 0 | 0 | 0 | 1 | 14 |
| 43 | Cameron Carr | | 11:32 | 1-3 | 0-2 | 0-0 | 0 | 1 | 1 | 1 | 1 | 2 | 2 | 0 | 0 | 0 | 0 | -5 |
| 13 | J.P. Estrella | | 11:11 | 2-2 | 0-0 | 0-0 | 0 | 2 | 2 | 1 | 0 | 4 | 0 | 0 | 0 | 1 | 0 | 12 |
| | Team | | | | | | 1 | 0 | 1 | | | 0 | | 1 | | | | |
| | Totals | | | 28-55 | 8-23 | 16-21 | 8 | 21 | 29 | 15 | 19 | 80 | 16 | 11 | 9 | 2 | 2 | 16 |

| Shooting By Period | | | |
|---|---|---|---|
| 1st | FG% | 15-31 | 48.4% |
| | 3PT% | 5-14 | 35.7% |
| | FT% | 9-10 | 90% |
| 2nd | FG% | 13-24 | 54.2% |
| | 3PT% | 3-9 | 33.3% |
| | FT% | 7-11 | 63.6% |
| GM | FG% | 28-55 | 50.9% |
| | 3PT% | 8-23 | 34.8% |
| | FT% | 16-21 | 76.2% |

Dead Ball Rebounds: 1, 1

Technical Fouls::NONE

| | GWEB | TENN |
|---|---|---|
| Biggest lead | 0 (1st 20:00) | 27 (2nd 8:39) |
| Best Scoring Run | 10(2nd 3:10) | 9(2nd 18:04) |
| Lead Changes | 0 | |
| Times Tied | 2 | |
| Time with Lead | 00:00 | 38:58 |

| Points from | GWEB | TENN |
|---|---|---|
| Turnovers | 16 | 20 |
| Paint | 34 | 38 |
| Second Chance | 12 | 7 |
| Fast Breaks | 0 | 13 |
| Bench | 14 | 29 |

| Period by Period Scoring | 1st | 2nd | TOT |
|---|---|---|---|
| GWEB | 32 | 32 | 64 |
| TENN | 44 | 36 | 80 |

## Austin Peay State at Tennessee

Official Basketball Box Score - Final
11/17/24 Food City Center, Knoxville, Tennessee
2024-2025 Men's Basketball

**Game Time:** 3:02 PM **Game Duration:** 2:01 **Attendance:** 17,232

**Officials:** Terry Oglesby, Steven Anderson, Keith Kimble

**Austin Peay State - 68** Record: 3-1

| NO. | Name | | Min | FG M-A | 3P M-A | FT M-A | Reb OR | Reb DR | Reb TOT | Fouls PF | Fouls FD | TP | AS | TO | ST | Blocks BS | Blocks BA | +/- |
|---|---|---|---|---|---|---|---|---|---|---|---|---|---|---|---|---|---|---|
| 1 | Sai Witt | F | 22:27 | 1-6 | 0-0 | 2-2 | 0 | 3 | 3 | 4 | 4 | 4 | 0 | 5 | 0 | 0 | 2 | -27 |
| 3 | Isaac Haney | G | 29:23 | 7-14 | 5-11 | 3-3 | 1 | 2 | 3 | 2 | 3 | 22 | 0 | 2 | 1 | 0 | 2 | -37 |
| 4 | LJ Thomas | G | 31:07 | 7-18 | 1-6 | 5-6 | 0 | 1 | 1 | 5 | 3 | 20 | 4 | 1 | 0 | 0 | 2 | -25 |
| 20 | Quan Lax | G | 25:26 | 1-5 | 0-2 | 2-2 | 0 | 2 | 2 | 4 | 1 | 4 | 2 | 2 | 0 | 0 | 2 | -14 |
| 24 | Hansel Enmanuel | G | 21:36 | 2-5 | 1-2 | 0-0 | 1 | 0 | 1 | 3 | 2 | 5 | 1 | 0 | 1 | 2 | 0 | -27 |
| 6 | Daniel Loos | | 02:43 | 0-0 | 0-0 | 0-0 | 0 | 1 | 1 | 0 | 0 | 0 | 0 | 0 | 0 | 0 | 0 | -7 |
| 12 | Anton Brookshire | | 25:25 | 0-4 | 0-3 | 0-0 | 0 | 1 | 1 | 2 | 1 | 0 | 3 | 2 | 2 | 0 | 2 | -25 |
| 2 | Tekao Carpenter | | 20:52 | 2-6 | 2-6 | 2-2 | 0 | 0 | 0 | 1 | 1 | 8 | 0 | 0 | 0 | 0 | 0 | -15 |
| 14 | Darius Dawson | | 03:00 | 0-0 | 0-0 | 0-0 | 1 | 0 | 1 | 1 | 0 | 0 | 0 | 0 | 0 | 0 | 0 | 0 |
| 5 | Javar Daniel | | 07:44 | 1-1 | 0-0 | 0-2 | 0 | 1 | 1 | 2 | 1 | 2 | 0 | 0 | 0 | 0 | 0 | 5 |
| 11 | Me'Kell Burries | | 07:10 | 1-2 | 1-2 | 0-0 | 1 | 1 | 2 | 1 | 0 | 3 | 0 | 1 | 0 | 0 | 0 | -1 |
| 0 | Tate McCubbin | | 02:39 | 0-1 | 0-1 | 0-0 | 0 | 1 | 1 | 0 | 0 | 0 | 0 | 0 | 2 | 0 | 0 | -4 |
| 10 | Terrell Gaines | | 00:14 | 0-0 | 0-0 | 0-0 | 0 | 0 | 0 | 0 | 0 | 0 | 0 | 0 | 0 | 0 | 0 | 1 |
| 22 | Bowen Hammer | | 00:14 | 0-0 | 0-0 | 0-0 | 0 | 0 | 0 | 0 | 0 | 0 | 0 | 0 | 0 | 0 | 0 | 1 |
| | Team | | | | | | 7 | 1 | 8 | | | 0 | | 0 | | | | |
| | Totals | | | 22-62 | 10-33 | 14-17 | 11 | 14 | 25 | 25 | 16 | 68 | 10 | 13 | 6 | 2 | 10 | -35 |

| Shooting By Period | | | |
|---|---|---|---|
| 1st | FG% | 9-30 | 30.0% |
| | 3PT% | 4-16 | 25.0% |
| | FT% | 7-8 | 87.5% |
| 2nd | FG% | 13-32 | 40.6% |
| | 3PT% | 6-17 | 35.3% |
| | FT% | 7-9 | 77.8% |
| GM | FG% | 22-62 | 35.5% |
| | 3PT% | 10-33 | 30.3% |
| | FT% | 14-17 | 82.4% |

Dead Ball Rebounds: 2, 0

Technical Fouls:Witt 1st16:24

**Tennessee - 103** Record: 4-0

| NO. | Name | | Min | FG M-A | 3P M-A | FT M-A | Reb OR | Reb DR | Reb TOT | Fouls PF | Fouls FD | TP | AS | TO | ST | Blocks BS | Blocks BA | +/- |
|---|---|---|---|---|---|---|---|---|---|---|---|---|---|---|---|---|---|---|
| 7 | Igor Milicic Jr. | F | 30:16 | 11-14 | 0-1 | 1-2 | 2 | 7 | 9 | 2 | 3 | 23 | 4 | 2 | 0 | 2 | 0 | 42 |
| 34 | Felix Okpara | C | 21:10 | 6-10 | 0-0 | 0-0 | 3 | 4 | 7 | 2 | 1 | 12 | 1 | 2 | 1 | 3 | 0 | 6 |
| 2 | Chaz Lanier | G | 30:02 | 1-6 | 0-3 | 3-4 | 0 | 3 | 3 | 0 | 2 | 5 | 1 | 0 | 4 | 0 | 1 | 16 |
| 5 | Zakai Zeigler | G | 31:07 | 7-8 | 3-4 | 2-2 | 0 | 3 | 3 | 3 | 3 | 19 | 8 | 2 | 1 | 1 | 0 | 43 |
| 15 | Jahmai Mashack | G | 24:42 | 1-2 | 0-1 | 8-10 | 0 | 3 | 3 | 3 | 5 | 10 | 2 | 0 | 2 | 1 | 0 | 22 |
| 11 | Jordan Gainey | | 24:51 | 4-7 | 1-3 | 6-8 | 1 | 1 | 2 | 3 | 6 | 15 | 2 | 0 | 1 | 0 | 0 | 21 |
| 12 | Cade Phillips | | 18:49 | 5-7 | 0-0 | 3-5 | 4 | 5 | 9 | 1 | 3 | 13 | 1 | 2 | 0 | 1 | 0 | 20 |
| 43 | Cameron Carr | | 08:56 | 1-1 | 1-1 | 1-2 | 1 | 0 | 1 | 1 | 1 | 4 | 0 | 1 | 0 | 2 | 0 | -4 |
| 3 | Bishop Boswell | | 04:04 | 0-0 | 0-0 | 0-0 | 0 | 1 | 1 | 0 | 0 | 0 | 3 | 0 | 0 | 0 | 0 | 6 |
| 21 | Campbell Duncan | | 02:01 | 0-0 | 0-0 | 0-0 | 0 | 0 | 0 | 0 | 0 | 0 | 0 | 0 | 0 | 0 | 0 | 1 |
| 23 | Grant Hurst | | 02:01 | 1-2 | 0-1 | 0-0 | 0 | 1 | 1 | 2 | 0 | 2 | 0 | 1 | 1 | 0 | 0 | 1 |
| 24 | Gavin Paull | | 02:01 | 0-1 | 0-0 | 0-0 | 0 | 1 | 1 | 0 | 0 | 0 | 0 | 0 | 0 | 0 | 1 | 1 |
| | Team | | | | | | 2 | 1 | 3 | | | 0 | | 1 | | | | |
| | Totals | | | 37-58 | 5-14 | 24-33 | 13 | 30 | 43 | 17 | 24 | 103 | 22 | 11 | 10 | 10 | 2 | 35 |

| Shooting By Period | | | |
|---|---|---|---|
| 1st | FG% | 19-27 | 70.4% |
| | 3PT% | 2-4 | 50.0% |
| | FT% | 12-15 | 80% |
| 2nd | FG% | 18-31 | 58.1% |
| | 3PT% | 3-10 | 30.0% |
| | FT% | 12-18 | 66.7% |
| GM | FG% | 37-58 | 63.8% |
| | 3PT% | 5-14 | 35.7% |
| | FT% | 24-33 | 72.7% |

Dead Ball Rebounds: 3, 0

Technical Fouls:Milicic Jr. 1st16:24

| | APSU | TENN |
|---|---|---|
| Biggest lead | 3 (1st 19:32) | 37 (2nd 0:33) |
| Best Scoring Run | 7(1st 10:09) | 12(1st 13:26) |
| Lead Changes | 1 | |
| Times Tied | 0 | |
| Time with Lead | 01:21 | 38:11 |

| Points from | APSU | TENN |
|---|---|---|
| Turnovers | 14 | 25 |
| Paint | 22 | 64 |
| Second Chance | 17 | 17 |
| Fast Breaks | 6 | 27 |
| Bench | 13 | 34 |

| Period by Period Scoring | 1st | 2nd | TOT |
|---|---|---|---|
| APSU | 29 | 39 | 68 |
| TENN | 52 | 51 | 103 |

## UT-Martin at Tennessee

Official Basketball Box Score - Final
11/27/24 Food City Center, Knoxville, Tennessee
2024-2025 Men's Basketball

**Game Time:** 4:01 PM **Game Duration:** 1:47 **Attendance:** 17,314

**Officials:** Bart Lenox, Olandis Poole, Erroll Lewis

**UT-Martin - 35** Record: 2-5

| NO. | Name | | Min | FG M-A | 3P M-A | FT M-A | Reb OR | Reb DR | Reb TOT | Fouls PF | Fouls FD | TP | AS | TO | ST | Blocks BS | Blocks BA | +/- |
|---|---|---|---|---|---|---|---|---|---|---|---|---|---|---|---|---|---|---|
| 7 | Vladimer Salaridze | F | 18:37 | 0-4 | 0-1 | 0-0 | 0 | 2 | 2 | 2 | 1 | 0 | 4 | 2 | 3 | 0 | 3 | -19 |
| 34 | Lamine Niang | F | 12:22 | 0-3 | 0-1 | 1-2 | 1 | 2 | 3 | 1 | 1 | 1 | 0 | 1 | 0 | 0 | 0 | -24 |
| 1 | Tarence Guinyard | G | 11:21 | 0-3 | 0-2 | 0-0 | 0 | 0 | 0 | 1 | 0 | 0 | 1 | 1 | 0 | 0 | 2 | -16 |
| 4 | Afan Trnka | G | 20:36 | 0-1 | 0-1 | 0-0 | 0 | 0 | 0 | 3 | 0 | 0 | 0 | 1 | 1 | 0 | 0 | -24 |
| 6 | Matija Žužić | G | 20:40 | 2-7 | 2-6 | 0-0 | 0 | 0 | 0 | 1 | 1 | 6 | 0 | 0 | 0 | 0 | 0 | -30 |
| 10 | Josué Grullon | | 28:06 | 6-16 | 3-10 | 0-1 | 1 | 2 | 3 | 1 | 1 | 15 | 0 | 2 | 1 | 0 | 1 | -18 |
| 11 | AJ Hopkins | | 13:23 | 0-3 | 0-3 | 0-0 | 0 | 4 | 4 | 0 | 0 | 0 | 0 | 1 | 0 | 0 | 0 | -14 |
| 15 | Carlos Cortijo | | 24:59 | 1-8 | 0-4 | 0-0 | 1 | 0 | 1 | 2 | 1 | 2 | 1 | 2 | 0 | 0 | 1 | -17 |
| 25 | Stefano Faloppa | | 18:56 | 2-3 | 1-1 | 2-2 | 3 | 0 | 3 | 0 | 1 | 7 | 2 | 2 | 1 | 0 | 1 | -13 |
| 33 | Filip Radaković | | 20:20 | 0-1 | 0-0 | 2-2 | 1 | 3 | 4 | 3 | 1 | 2 | 0 | 0 | 1 | 0 | 0 | -24 |
| 0 | Andrija Bukumirović | | 09:15 | 1-3 | 0-1 | 0-0 | 1 | 0 | 1 | 0 | 1 | 2 | 0 | 1 | 0 | 0 | 1 | -10 |
| 22 | Lucas Williams | | 01:25 | 0-1 | 0-1 | 0-0 | 0 | 0 | 0 | 0 | 0 | 0 | 0 | 0 | 0 | 0 | 0 | -6 |
| | Team | | | | | | 2 | 1 | 3 | | | 0 | | 5 | | | | |
| | Totals | | | 12-53 | 6-31 | 5-7 | 10 | 14 | 24 | 14 | 8 | 35 | 8 | 18 | 7 | 0 | 9 | -43 |

| Shooting By Period | | | |
|---|---|---|---|
| 1st | FG% | 8-26 | 30.8% |
| | 3PT% | 4-16 | 25.0% |
| | FT% | 0-1 | 0% |
| 2nd | FG% | 4-27 | 14.8% |
| | 3PT% | 2-15 | 13.3% |
| | FT% | 5-6 | 83.3% |
| GM | FG% | 12-53 | 22.6% |
| | 3PT% | 6-31 | 19.4% |
| | FT% | 5-7 | 71.4% |

Dead Ball Rebounds: 4, 0

Technical Fouls::NONE

**Tennessee - 78** Record: 7-0

| NO. | Name | | Min | FG M-A | 3P M-A | FT M-A | Reb OR | Reb DR | Reb TOT | Fouls PF | Fouls FD | TP | AS | TO | ST | Blocks BS | Blocks BA | +/- |
|---|---|---|---|---|---|---|---|---|---|---|---|---|---|---|---|---|---|---|
| 7 | Igor Milicic Jr. | F | 25:57 | 4-9 | 1-5 | 0-0 | 4 | 9 | 13 | 2 | 0 | 9 | 1 | 2 | 1 | 2 | 0 | 26 |
| 34 | Felix Okpara | C | 20:56 | 5-6 | 0-0 | 0-0 | 5 | 6 | 11 | 0 | 0 | 10 | 0 | 2 | 0 | 4 | 0 | 27 |
| 2 | Chaz Lanier | G | 29:42 | 6-16 | 4-13 | 2-2 | 0 | 2 | 2 | 0 | 1 | 18 | 2 | 0 | 0 | 0 | 0 | 32 |
| 5 | Zakai Zeigler | G | 29:45 | 4-11 | 3-10 | 0-0 | 0 | 3 | 3 | 1 | 2 | 11 | 9 | 2 | 2 | 0 | 0 | 34 |
| 15 | Jahmai Mashack | G | 26:00 | 2-3 | 0-1 | 3-3 | 4 | 2 | 6 | 4 | 4 | 7 | 4 | 0 | 1 | 0 | 0 | 22 |
| 11 | Jordan Gainey | | 24:35 | 3-7 | 1-4 | 1-3 | 0 | 0 | 0 | 0 | 2 | 8 | 3 | 2 | 0 | 1 | 0 | 23 |
| 12 | Cade Phillips | | 19:43 | 2-3 | 0-0 | 2-2 | 5 | 1 | 6 | 0 | 4 | 6 | 0 | 2 | 1 | 2 | 0 | 7 |
| 8 | Darlinstone Dubar | | 12:44 | 3-6 | 1-4 | 0-0 | 0 | 3 | 3 | 1 | 0 | 7 | 1 | 0 | 0 | 0 | 0 | 20 |
| 3 | Bishop Boswell | | 06:23 | 0-1 | 0-0 | 0-0 | 1 | 0 | 1 | 0 | 1 | 0 | 2 | 1 | 1 | 0 | 0 | 8 |
| 21 | Campbell Duncan | | 01:25 | 0-0 | 0-0 | 0-0 | 0 | 0 | 0 | 0 | 0 | 0 | 0 | 0 | 0 | 0 | 0 | 6 |
| 23 | Grant Hurst | | 01:25 | 1-1 | 0-0 | 0-0 | 0 | 0 | 0 | 0 | 0 | 2 | 0 | 0 | 0 | 0 | 0 | 6 |
| 24 | Gavin Paull | | 01:25 | 0-0 | 0-0 | 0-0 | 0 | 1 | 1 | 0 | 0 | 0 | 0 | 0 | 0 | 0 | 0 | 4 |
| | Team | | | | | | 1 | 2 | 3 | | | 0 | | 0 | | | | |
| | Totals | | | 30-63 | 10-37 | 8-10 | 20 | 29 | 49 | 8 | 14 | 78 | 22 | 11 | 6 | 9 | 0 | 43 |

| Shooting By Period | | | |
|---|---|---|---|
| 1st | FG% | 12-30 | 40.0% |
| | 3PT% | 6-22 | 27.3% |
| | FT% | 5-6 | 83.3% |
| 2nd | FG% | 18-33 | 54.5% |
| | 3PT% | 4-15 | 26.7% |
| | FT% | 3-4 | 75% |
| GM | FG% | 30-63 | 47.6% |
| | 3PT% | 10-37 | 27.0% |
| | FT% | 8-10 | 80.0% |

Dead Ball Rebounds: 1, 0

Technical Fouls::NONE

| | MRTN | TENN |
|---|---|---|
| Biggest lead | 0 (1st 20:00) | 43 (2nd 0:34) |
| Best Scoring Run | 5(2nd 14:02) | 14(2nd 16:16) |
| Lead Changes | 0 | |
| Times Tied | 1 | |
| Time with Lead | 00:00 | 38:02 |

| Points from | MRTN | TENN |
|---|---|---|
| Turnovers | 7 | 24 |
| Paint | 10 | 36 |
| Second Chance | 10 | 19 |
| Fast Breaks | 5 | 10 |
| Bench | 28 | 23 |

| Period by Period Scoring | 1st | 2nd | TOT |
|---|---|---|---|
| MRTN | 20 | 15 | 35 |
| TENN | 35 | 43 | 78 |

## Tennessee at Illinois

Official Basketball Box Score - Final
12/14/24 State Farm Center, Champaign, Ill.
2024-25 Men's Basketball

**Game Time:** 4:30 PM **Game Duration:** 2:21 **Attendance:** 15,544

**Officials:** Paul Szelc, Earl Walton, Tim Comer

**Tennessee - 66** Record: 10-0

| NO. | Name | | Min | FG M-A | 3P M-A | FT M-A | Reb OR | Reb DR | Reb TOT | Fouls PF | Fouls FD | TP | AS | TO | ST | Blocks BS | Blocks BA | +/- |
|---|---|---|---|---|---|---|---|---|---|---|---|---|---|---|---|---|---|---|
| 7 | Igor Milicic Jr. | F | 36:58 | 2-13 | 0-8 | 3-4 | 5 | 9 | 14 | 3 | 6 | 7 | 1 | 2 | 1 | 1 | 1 | 8 |
| 34 | Felix Okpara | C | 08:48 | 0-1 | 0-0 | 0-0 | 1 | 2 | 3 | 3 | 0 | 0 | 0 | 0 | 0 | 1 | 0 | -11 |
| 2 | Chaz Lanier | G | 25:30 | 5-17 | 2-6 | 5-9 | 1 | 1 | 2 | 5 | 4 | 17 | 1 | 1 | 0 | 0 | 0 | -4 |
| 5 | Zakai Zeigler | G | 24:36 | 1-5 | 0-1 | 4-5 | 1 | 1 | 2 | 5 | 4 | 6 | 2 | 1 | 1 | 0 | 0 | 1 |
| 15 | Jahmai Mashack | G | 31:51 | 3-7 | 0-1 | 0-1 | 2 | 1 | 3 | 4 | 2 | 6 | 0 | 0 | 4 | 1 | 0 | -5 |
| 11 | Jordan Gainey | | 34:18 | 6-14 | 3-6 | 8-9 | 1 | 1 | 2 | 3 | 5 | 23 | 2 | 0 | 1 | 0 | 0 | 12 |
| 12 | Cade Phillips | | 15:16 | 1-2 | 0-0 | 0-0 | 1 | 4 | 5 | 0 | 0 | 2 | 0 | 0 | 0 | 0 | 0 | 2 |
| 8 | Darlinstone Dubar | | 16:18 | 2-3 | 1-2 | 0-0 | 1 | 4 | 5 | 0 | 0 | 5 | 0 | 0 | 0 | 1 | 0 | 6 |
| 3 | Bishop Boswell | | 06:25 | 0-0 | 0-0 | 0-0 | 3 | 0 | 3 | 1 | 0 | 0 | 0 | 0 | 0 | 0 | 0 | 1 |
| | Team | | | | | | 1 | 2 | 3 | | | 0 | | 2 | | | | |
| | Totals | | | 20-62 | 6-24 | 20-28 | 17 | 25 | 42 | 24 | 21 | 66 | 6 | 6 | 7 | 4 | 1 | 2 |

| Shooting By Period | | | |
|---|---|---|---|
| 1st | FG% | 6-28 | 21.4% |
| | 3PT% | 2-10 | 20.0% |
| | FT% | 17-24 | 70.8% |
| 2nd | FG% | 14-34 | 41.2% |
| | 3PT% | 4-14 | 28.6% |
| | FT% | 3-4 | 75% |
| GM | FG% | 20-62 | 32.3% |
| | 3PT% | 6-24 | 25.0% |
| | FT% | 20-28 | 71.4% |

Dead Ball Rebounds: 7, 0

Technical Fouls::NONE

**Illinois - 64** Record: 7-3

| NO. | Name | | Min | FG M-A | 3P M-A | FT M-A | Reb OR | Reb DR | Reb TOT | Fouls PF | Fouls FD | TP | AS | TO | ST | Blocks BS | Blocks BA | +/- |
|---|---|---|---|---|---|---|---|---|---|---|---|---|---|---|---|---|---|---|
| 3 | Ben Humrichous | F | 30:12 | 2-5 | 1-4 | 0-0 | 1 | 0 | 1 | 3 | 0 | 5 | 1 | 0 | 0 | 0 | 0 | 8 |
| 13 | Tomislav Ivisic | C | 27:41 | 1-5 | 0-2 | 2-2 | 4 | 8 | 12 | 3 | 2 | 4 | 1 | 0 | 0 | 1 | 1 | 4 |
| 4 | Kylan Boswell | G | 27:23 | 2-8 | 0-3 | 6-7 | 1 | 6 | 7 | 2 | 7 | 10 | 1 | 0 | 1 | 0 | 2 | 0 |
| 22 | Tre White | G | 33:51 | 3-7 | 1-2 | 4-4 | 0 | 2 | 2 | 3 | 2 | 11 | 1 | 1 | 0 | 0 | 0 | -5 |
| 32 | Kasparas Jakucionis | G | 37:18 | 5-15 | 2-7 | 10-14 | 2 | 1 | 3 | 4 | 9 | 22 | 2 | 7 | 1 | 0 | 1 | 0 |
| 2 | Dra Gibbs-Lawhorn | | 05:28 | 0-1 | 0-1 | 0-0 | 0 | 0 | 0 | 3 | 0 | 0 | 0 | 1 | 0 | 0 | 0 | -5 |
| 7 | Will Riley | | 19:44 | 1-9 | 0-4 | 8-9 | 1 | 4 | 5 | 0 | 4 | 10 | 0 | 1 | 0 | 0 | 0 | -7 |
| 15 | Jake Davis | | 06:05 | 0-0 | 0-0 | 0-0 | 0 | 0 | 0 | 2 | 0 | 0 | 0 | 0 | 0 | 0 | 0 | -1 |
| 21 | Morez Johnson Jr. | | 11:58 | 1-1 | 0-0 | 0-0 | 1 | 1 | 2 | 1 | 0 | 2 | 0 | 1 | 0 | 0 | 0 | -5 |
| 0 | Carey Booth | | 00:20 | 0-0 | 0-0 | 0-0 | 0 | 0 | 0 | 0 | 0 | 0 | 0 | 0 | 0 | 0 | 0 | 1 |
| | Team | | | | | | 2 | 3 | 5 | | | 0 | | 0 | | | | |
| | Totals | | | 15-51 | 4-23 | 30-36 | 12 | 25 | 37 | 21 | 24 | 64 | 6 | 11 | 2 | 1 | 4 | -2 |

| Shooting By Period | | | |
|---|---|---|---|
| 1st | FG% | 6-25 | 24.0% |
| | 3PT% | 1-12 | 8.3% |
| | FT% | 17-21 | 81% |
| 2nd | FG% | 9-26 | 34.6% |
| | 3PT% | 3-11 | 27.3% |
| | FT% | 13-15 | 86.7% |
| GM | FG% | 15-51 | 29.4% |
| | 3PT% | 4-23 | 17.4% |
| | FT% | 30-36 | 83.3% |

Dead Ball Rebounds: 5, 1

Technical Fouls::NONE

| | TEN | ILL |
|---|---|---|
| Biggest lead | 4 (2nd 16:46) | 8 (1st 16:30) |
| Best Scoring Run | 6(2nd 8:49) | 10(2nd 14:22) |
| Lead Changes | 13 | |
| Times Tied | 14 | |
| Time with Lead | 10:18 | 23:49 |

| Points from | TEN | ILL |
|---|---|---|
| Turnovers | 12 | 6 |
| Paint | 22 | 22 |
| Second Chance | 8 | 8 |
| Fast Breaks | 4 | 5 |
| Bench | 30 | 12 |

| Period by Period Scoring | 1st | 2nd | TOT |
|---|---|---|---|
| TEN | 31 | 35 | 66 |
| ILL | 30 | 34 | 64 |

## Tennessee at Louisville

Official Basketball Box Score - Final
11/09/24 KFC Yum! Center, Louisville
2024-25 Men's Basketball

**Game Time:** 12:01 PM **Game Duration:** 2:01 **Attendance:** 16,976

**Officials:** Ron Groover, Doug Shows, Joe Lindsay

**Tennessee - 77** Record: 2-0

| NO. | Name | | Min | FG M-A | 3P M-A | FT M-A | Reb OR | Reb DR | Reb TOT | Fouls PF | Fouls FD | TP | AS | TO | ST | Blocks BS | Blocks BA | +/- |
|---|---|---|---|---|---|---|---|---|---|---|---|---|---|---|---|---|---|---|
| 7 | Igor Milicic Jr. | F | 12:15 | 3-4 | 1-1 | 0-0 | 0 | 2 | 2 | 2 | 1 | 7 | 0 | 1 | 0 | 0 | 0 | 14 |
| 34 | Felix Okpara | C | 27:22 | 4-4 | 0-0 | 2-3 | 2 | 4 | 6 | 2 | 3 | 10 | 0 | 2 | 0 | 1 | 0 | 25 |
| 2 | Chaz Lanier | G | 28:26 | 7-15 | 3-6 | 2-2 | 1 | 1 | 2 | 3 | 1 | 19 | 1 | 1 | 0 | 0 | 0 | 14 |
| 5 | Zakai Zeigler | G | 33:51 | 7-13 | 4-7 | 1-3 | 1 | 1 | 2 | 2 | 3 | 19 | 7 | 11 | 3 | 1 | 1 | 26 |
| 15 | Jahmai Mashack | G | 33:16 | 1-4 | 1-2 | 0-0 | 0 | 7 | 7 | 2 | 0 | 3 | 0 | 2 | 3 | 0 | 1 | 24 |
| 11 | Jordan Gainey | | 25:53 | 3-5 | 1-3 | 2-2 | 1 | 3 | 4 | 3 | 4 | 9 | 4 | 3 | 2 | 0 | 0 | 2 |
| 12 | Cade Phillips | | 21:09 | 3-3 | 0-0 | 0-0 | 4 | 2 | 6 | 2 | 0 | 6 | 0 | 0 | 0 | 1 | 0 | 3 |
| 13 | J.P. Estrella | | 10:20 | 1-4 | 0-0 | 0-1 | 2 | 3 | 5 | 1 | 1 | 2 | 0 | 0 | 0 | 1 | 2 | 0 |
| 43 | Cameron Carr | | 06:13 | 0-0 | 0-0 | 0-0 | 0 | 2 | 2 | 0 | 0 | 0 | 0 | 0 | 0 | 0 | 0 | 4 |
| 3 | Bishop Boswell | | 01:15 | 1-1 | 0-0 | 0-0 | 0 | 0 | 0 | 1 | 0 | 2 | 0 | 0 | 0 | 0 | 0 | -2 |
| | Team | | | | | | 1 | 3 | 4 | | | 0 | | 0 | | | | |
| | Totals | | | 30-53 | 10-19 | 7-11 | 12 | 28 | 40 | 18 | 13 | 77 | 12 | 20 | 8 | 4 | 4 | 22 |

| Shooting By Period | | | |
|---|---|---|---|
| 1st | FG% | 16-27 | 59.3% |
| | 3PT% | 4-8 | 50.0% |
| | FT% | 4-5 | 80% |
| 2nd | FG% | 14-26 | 53.8% |
| | 3PT% | 6-11 | 54.5% |
| | FT% | 3-6 | 50% |
| GM | FG% | 30-53 | 56.6% |
| | 3PT% | 10-19 | 52.6% |
| | FT% | 7-11 | 63.6% |

Dead Ball Rebounds: 2, 1

Technical Fouls::NONE

**Louisville - 55** Record: 1-1

| NO. | Name | | Min | FG M-A | 3P M-A | FT M-A | Reb OR | Reb DR | Reb TOT | Fouls PF | Fouls FD | TP | AS | TO | ST | Blocks BS | Blocks BA | +/- |
|---|---|---|---|---|---|---|---|---|---|---|---|---|---|---|---|---|---|---|
| 0 | James Scott | F | 20:09 | 0-0 | 0-0 | 0-0 | 1 | 3 | 4 | 2 | 1 | 0 | 1 | 1 | 2 | 1 | 0 | -1 |
| 25 | Aboubacar Traore | F | 16:06 | 0-2 | 0-0 | 0-0 | 1 | 0 | 1 | 1 | 1 | 0 | 1 | 0 | 0 | 1 | 0 | -7 |
| 1 | J'Vonne Hadley | G | 28:17 | 1-4 | 1-3 | 0-0 | 2 | 2 | 4 | 1 | 1 | 3 | 1 | 3 | 1 | 0 | 0 | -19 |
| 5 | Terrence Edwards Jr. | G | 20:26 | 2-12 | 0-5 | 1-1 | 1 | 0 | 1 | 1 | 2 | 5 | 0 | 0 | 0 | 0 | 2 | -22 |
| 24 | Chucky Hepburn | G | 27:12 | 2-7 | 1-4 | 3-3 | 3 | 1 | 4 | 2 | 5 | 8 | 4 | 4 | 6 | 0 | 1 | -8 |
| 7 | Kasean Pryor | | 23:43 | 1-7 | 0-5 | 4-4 | 0 | 2 | 2 | 1 | 3 | 6 | 1 | 3 | 1 | 1 | 0 | -25 |
| 6 | Reyne Smith | | 23:00 | 5-13 | 4-12 | 4-4 | 2 | 3 | 5 | 2 | 3 | 18 | 1 | 0 | 0 | 0 | 0 | -9 |
| 93 | Noah Waterman | | 16:02 | 3-7 | 3-6 | 1-1 | 1 | 0 | 1 | 1 | 1 | 10 | 0 | 0 | 1 | 0 | 1 | -3 |
| 3 | Koren Johnson | | 20:42 | 1-6 | 0-2 | 0-0 | 0 | 1 | 1 | 2 | 1 | 2 | 2 | 1 | 1 | 0 | 0 | -20 |
| 9 | Khani Rooths | | 04:23 | 1-2 | 1-2 | 0-0 | 1 | 1 | 2 | 0 | 0 | 3 | 0 | 1 | 0 | 1 | 0 | 4 |
| | Team | | | | | | 1 | 0 | 1 | | | 0 | | 2 | | | | |
| | Totals | | | 16-60 | 10-39 | 13-13 | 13 | 13 | 26 | 13 | 18 | 55 | 11 | 15 | 12 | 4 | 4 | -22 |

| Shooting By Period | | | |
|---|---|---|---|
| 1st | FG% | 8-33 | 24.2% |
| | 3PT% | 5-23 | 21.7% |
| | FT% | 5-5 | 100% |
| 2nd | FG% | 8-27 | 29.6% |
| | 3PT% | 5-16 | 31.3% |
| | FT% | 8-8 | 100% |
| GM | FG% | 16-60 | 26.7% |
| | 3PT% | 10-39 | 25.6% |
| | FT% | 13-13 | 100.0% |

Dead Ball Rebounds: 2, 0

Technical Fouls::NONE

| | TEN | LOU |
|---|---|---|
| Biggest lead | 26 (2nd 6:38) | 0 (1st 20:00) |
| Best Scoring Run | 10(1st 14:50) | 10(1st 0:41) |
| Lead Changes | 0 | |
| Times Tied | 0 | |
| Time with Lead | 39:02 | 00:00 |

| Points from | TEN | LOU |
|---|---|---|
| Turnovers | 20 | 12 |
| Paint | 40 | 10 |
| Second Chance | 15 | 5 |
| Fast Breaks | 6 | 4 |
| Bench | 19 | 39 |

| Period by Period Scoring | 1st | 2nd | TOT |
|---|---|---|---|
| TEN | 40 | 37 | 77 |
| LOU | 26 | 29 | 55 |

## Virginia at Tennessee

Official Basketball Box Score - Final
11/21/24 Baha Mar Convention Center, Nassau
2024-25 Men's Basketball

**Game Time:** 9:30 PM **Game Duration:** 1:55 **Attendance:** 2,077

**Officials:** Bart Lenox, Mike Roberts, Greg Evans

**Virginia - 42** Record: 3-1

| NO. | Name | | Min | FG M-A | 3P M-A | FT M-A | Reb OR | Reb DR | Reb TOT | Fouls PF | Fouls FD | TP | AS | TO | ST | Blocks BS | Blocks BA | +/- |
|---|---|---|---|---|---|---|---|---|---|---|---|---|---|---|---|---|---|---|
| 0 | Blake Buchanan | F | 27:59 | 3-4 | 0-0 | 0-0 | 2 | 5 | 7 | 0 | 1 | 6 | 1 | 2 | 0 | 3 | 0 | -26 |
| 2 | Elijah Saunders | F | 20:54 | 1-8 | 1-2 | 0-0 | 1 | 3 | 4 | 2 | 1 | 3 | 0 | 0 | 0 | 0 | 2 | 6 |
| 23 | TJ Power | F | 20:14 | 0-4 | 0-3 | 0-0 | 0 | 2 | 2 | 0 | 1 | 0 | 0 | 1 | 0 | 1 | 0 | -8 |
| 7 | Dai Dai Ames | G | 29:24 | 3-8 | 1-3 | 5-6 | 1 | 1 | 2 | 4 | 4 | 12 | 0 | 4 | 0 | 0 | 1 | -11 |
| 11 | Isaac McKneely | G | 35:31 | 1-6 | 1-3 | 1-3 | 0 | 3 | 3 | 2 | 3 | 4 | 3 | 2 | 0 | 0 | 1 | -18 |
| 4 | Andrew Rohde | | 27:57 | 3-8 | 2-5 | 0-0 | 0 | 1 | 1 | 3 | 0 | 8 | 3 | 4 | 0 | 0 | 1 | -27 |
| 5 | Jacob Cofie | | 19:56 | 1-5 | 0-2 | 0-0 | 2 | 4 | 6 | 2 | 1 | 2 | 1 | 3 | 0 | 0 | 1 | -14 |
| 9 | Ishan Sharma | | 05:19 | 0-0 | 0-0 | 0-0 | 0 | 0 | 0 | 2 | 0 | 0 | 0 | 0 | 0 | 0 | 0 | -4 |
| 10 | Taine Murray | | 09:26 | 1-4 | 1-2 | 0-0 | 1 | 1 | 2 | 0 | 0 | 3 | 1 | 0 | 0 | 0 | 0 | -12 |
| 21 | Anthony Robinson | | 01:57 | 1-2 | 0-0 | 2-2 | 0 | 0 | 0 | 0 | 1 | 4 | 0 | 0 | 0 | 1 | 1 | 2 |
| 13 | Desmond Roberts | | 01:23 | 0-0 | 0-0 | 0-0 | 0 | 1 | 1 | 0 | 0 | 0 | 0 | 0 | 0 | 0 | 0 | 2 |
| | Team | | | | | | 4 | 2 | 6 | | | 0 | | 2 | | | | |
| | Totals | | | 14-49 | 6-20 | 8-11 | 11 | 23 | 34 | 15 | 12 | 42 | 9 | 18 | 0 | 5 | 7 | -22 |

| Shooting By Period | | | |
|---|---|---|---|
| 1st | FG% | 7-24 | 29.2% |
| | 3PT% | 2-10 | 20.0% |
| | FT% | 5-7 | 71.4% |
| 2nd | FG% | 7-25 | 28.0% |
| | 3PT% | 4-10 | 40.0% |
| | FT% | 3-4 | 75% |
| GM | FG% | 14-49 | 28.6% |
| | 3PT% | 6-20 | 30.0% |
| | FT% | 8-11 | 72.7% |

Dead Ball Rebounds: 2, 2

Technical Fouls::NONE

**Tennessee - 64** Record: 5-0

| NO. | Name | | Min | FG M-A | 3P M-A | FT M-A | Reb OR | Reb DR | Reb TOT | Fouls PF | Fouls FD | TP | AS | TO | ST | Blocks BS | Blocks BA | +/- |
|---|---|---|---|---|---|---|---|---|---|---|---|---|---|---|---|---|---|---|
| 7 | Igor Milicic Jr. | F | 28:08 | 5-10 | 2-3 | 2-2 | 6 | 2 | 8 | 0 | 1 | 14 | 3 | 1 | 0 | 0 | 0 | 8 |
| 34 | Felix Okpara | C | 25:53 | 2-6 | 0-0 | 0-2 | 2 | 4 | 6 | 2 | 1 | 4 | 0 | 0 | 0 | 3 | 2 | 31 |
| 2 | Chaz Lanier | G | 30:00 | 10-23 | 6-12 | 0-0 | 2 | 2 | 4 | 2 | 0 | 26 | 0 | 2 | 1 | 0 | 1 | 29 |
| 5 | Zakai Zeigler | G | 35:46 | 1-9 | 0-6 | 0-1 | 0 | 4 | 4 | 2 | 4 | 2 | 6 | 2 | 2 | 1 | 1 | 25 |
| 15 | Jahmai Mashack | G | 34:28 | 3-5 | 1-1 | 0-2 | 0 | 5 | 5 | 1 | 2 | 7 | 1 | 0 | 4 | 2 | 0 | 17 |
| 11 | Jordan Gainey | | 24:42 | 1-6 | 0-2 | 3-3 | 2 | 5 | 7 | 2 | 6 | 5 | 1 | 1 | 1 | 0 | 0 | 17 |
| 12 | Cade Phillips | | 07:17 | 0-1 | 0-0 | 0-0 | 0 | 0 | 0 | 2 | 1 | 0 | 0 | 0 | 0 | 1 | 0 | -5 |
| 8 | Darlinstone Dubar | | 10:26 | 2-3 | 0-1 | 0-0 | 1 | 2 | 3 | 1 | 0 | 4 | 0 | 0 | 0 | 0 | 0 | -7 |
| 3 | Bishop Boswell | | 01:57 | 1-2 | 0-0 | 0-0 | 1 | 0 | 1 | 0 | 0 | 2 | 0 | 0 | 0 | 0 | 1 | -2 |
| 23 | Grant Hurst | | 01:23 | 0-1 | 0-0 | 0-0 | 0 | 0 | 0 | 0 | 0 | 0 | 0 | 0 | 0 | 0 | 0 | -3 |
| | Team | | | | | | 4 | 1 | 5 | | | 0 | | 1 | | | | |
| | Totals | | | 25-66 | 9-25 | 5-10 | 18 | 25 | 43 | 12 | 15 | 64 | 11 | 7 | 8 | 7 | 5 | 22 |

| Shooting By Period | | | |
|---|---|---|---|
| 1st | FG% | 9-30 | 30.0% |
| | 3PT% | 4-12 | 33.3% |
| | FT% | 0-2 | 0% |
| 2nd | FG% | 16-36 | 44.4% |
| | 3PT% | 5-13 | 38.5% |
| | FT% | 5-8 | 62.5% |
| GM | FG% | 25-66 | 37.9% |
| | 3PT% | 9-25 | 36.0% |
| | FT% | 5-10 | 50.0% |

Dead Ball Rebounds: 3, 0

Technical Fouls::NONE

| | UVA | UT |
|---|---|---|
| Biggest lead | 2 (1st 12:33) | 26 (2nd 1:43) |
| Best Scoring Run | 8(2nd 10:48) | 18(2nd 1:43) |
| Lead Changes | 6 | |
| Times Tied | 2 | |
| Time with Lead | 03:05 | 32:50 |

| Points from | UVA | UT |
|---|---|---|
| Turnovers | 2 | 30 |
| Paint | 14 | 28 |
| Second Chance | 5 | 19 |
| Fast Breaks | 0 | 5 |
| Bench | 17 | 11 |

| Period by Period Scoring | 1st | 2nd | TOT |
|---|---|---|---|
| UVA | 21 | 21 | 42 |
| UT | 22 | 42 | 64 |

## Syracuse at Tennessee

Official Basketball Box Score - Final
12/03/24 Food City Center, Knoxville, Tennessee
2024-2025 Men's Basketball

**Game Time:** 7:31 PM **Game Duration:** 2:02 **Attendance:** 21,678

**Officials:** Terry Oglesby, Byron Jarrett, KB Burdett, Jr.

**Syracuse - 70** Record: 4-3

| NO. | Name | | Min | FG M-A | 3P M-A | FT M-A | Reb OR | Reb DR | Reb TOT | Fouls PF | Fouls FD | TP | AS | TO | ST | Blocks BS | Blocks BA | +/- |
|---|---|---|---|---|---|---|---|---|---|---|---|---|---|---|---|---|---|---|
| 1 | Donnie Freeman | F | 22:27 | 3-7 | 0-2 | 4-5 | 0 | 4 | 4 | 2 | 5 | 10 | 1 | 2 | 0 | 0 | 0 | -22 |
| 4 | Chris Bell | F | 30:54 | 5-10 | 2-6 | 0-3 | 0 | 5 | 5 | 1 | 1 | 12 | 0 | 2 | 3 | 1 | 0 | -23 |
| 44 | Eddie Lampkin | C | 22:38 | 3-6 | 0-0 | 0-0 | 1 | 3 | 4 | 2 | 1 | 6 | 0 | 1 | 0 | 0 | 0 | -26 |
| 3 | Lucas Taylor | G | 14:47 | 0-1 | 0-0 | 0-0 | 0 | 0 | 0 | 2 | 0 | 0 | 1 | 1 | 0 | 0 | 0 | -6 |
| 5 | Jaquan Carlos | G | 37:14 | 3-8 | 1-3 | 0-1 | 0 | 0 | 0 | 2 | 2 | 7 | 4 | 2 | 2 | 0 | 1 | -25 |
| 8 | Elijah Moore | | 30:03 | 8-12 | 3-6 | 5-6 | 0 | 3 | 3 | 0 | 4 | 24 | 2 | 1 | 1 | 0 | 0 | -16 |
| 10 | Naheem McLeod | | 04:55 | 0-0 | 0-0 | 0-0 | 0 | 0 | 0 | 1 | 0 | 0 | 1 | 0 | 0 | 0 | 0 | -1 |
| 13 | Jyare Davis | | 18:43 | 3-4 | 0-0 | 3-3 | 2 | 3 | 5 | 2 | 2 | 9 | 1 | 1 | 0 | 1 | 0 | -9 |
| 6 | Petar Majstorovic | | 11:17 | 0-2 | 0-0 | 0-2 | 0 | 1 | 1 | 5 | 1 | 0 | 0 | 0 | 0 | 0 | 2 | 6 |
| 0 | Kyle Cuffe, Jr. | | 04:16 | 1-2 | 0-1 | 0-1 | 0 | 1 | 1 | 0 | 1 | 2 | 0 | 1 | 0 | 0 | 0 | -7 |
| 11 | Chance Westry | | 02:46 | 0-1 | 0-1 | 0-0 | 0 | 0 | 0 | 0 | 0 | 0 | 1 | 0 | 0 | 0 | 0 | -1 |
| | Team | | | | | | 2 | 1 | 3 | | | 0 | | 0 | | | | |
| | Totals | | | 26-53 | 6-19 | 12-21 | 5 | 21 | 26 | 17 | 17 | 70 | 10 | 11 | 6 | 2 | 3 | -26 |

| Shooting By Period | | | |
|---|---|---|---|
| 1st | FG% | 14-25 | 56.0% |
| | 3PT% | 4-9 | 44.4% |
| | FT% | 3-10 | 30% |
| 2nd | FG% | 12-28 | 42.9% |
| | 3PT% | 2-10 | 20.0% |
| | FT% | 9-11 | 81.8% |
| GM | FG% | 26-53 | 49.1% |
| | 3PT% | 6-19 | 31.6% |
| | FT% | 12-21 | 57.1% |

Dead Ball Rebounds: 4, 1

Technical Fouls:Freeman 1st2:32

**Tennessee - 96** Record: 8-0

| NO. | Name | | Min | FG M-A | 3P M-A | FT M-A | Reb OR | Reb DR | Reb TOT | Fouls PF | Fouls FD | TP | AS | TO | ST | Blocks BS | Blocks BA | +/- |
|---|---|---|---|---|---|---|---|---|---|---|---|---|---|---|---|---|---|---|
| 7 | Igor Milicic Jr. | F | 18:31 | 2-7 | 1-4 | 6-7 | 2 | 8 | 10 | 5 | 5 | 11 | 2 | 1 | 1 | 0 | 0 | 23 |
| 34 | Felix Okpara | C | 28:34 | 4-5 | 0-0 | 0-0 | 3 | 4 | 7 | 2 | 0 | 8 | 0 | 0 | 0 | 1 | 0 | 26 |
| 2 | Chaz Lanier | G | 28:20 | 8-16 | 4-10 | 6-8 | 1 | 3 | 4 | 1 | 4 | 26 | 2 | 0 | 1 | 0 | 1 | 22 |
| 5 | Zakai Zeigler | G | 32:30 | 5-11 | 3-8 | 1-2 | 0 | 2 | 2 | 3 | 2 | 14 | 8 | 3 | 4 | 0 | 0 | 13 |
| 15 | Jahmai Mashack | G | 29:20 | 2-3 | 0-0 | 1-1 | 1 | 1 | 2 | 2 | 1 | 5 | 0 | 2 | 1 | 0 | 1 | 19 |
| 11 | Jordan Gainey | | 24:01 | 5-8 | 2-4 | 0-1 | 1 | 5 | 6 | 1 | 1 | 12 | 2 | 0 | 1 | 0 | 0 | 30 |
| 12 | Cade Phillips | | 26:10 | 6-8 | 0-0 | 0-1 | 3 | 3 | 6 | 2 | 1 | 12 | 2 | 0 | 0 | 2 | 0 | 9 |
| 8 | Darlinstone Dubar | | 06:45 | 1-4 | 0-2 | 1-2 | 1 | 1 | 2 | 0 | 1 | 3 | 0 | 2 | 0 | 0 | 0 | -6 |
| 3 | Bishop Boswell | | 04:11 | 0-0 | 0-0 | 1-2 | 0 | 0 | 0 | 2 | 1 | 1 | 0 | 0 | 1 | 0 | 0 | -10 |
| 23 | Grant Hurst | | 01:39 | 2-3 | 0-1 | 0-0 | 0 | 0 | 0 | 0 | 0 | 4 | 0 | 0 | 0 | 0 | 0 | 4 |
| | Team | | | | | | 1 | 0 | 1 | | | 0 | | 0 | | | | |
| | Totals | | | 35-65 | 10-29 | 16-24 | 13 | 27 | 40 | 18 | 16 | 96 | 16 | 8 | 9 | 3 | 2 | 26 |

| Shooting By Period | | | |
|---|---|---|---|
| 1st | FG% | 16-34 | 47.1% |
| | 3PT% | 2-15 | 13.3% |
| | FT% | 11-13 | 84.6% |
| 2nd | FG% | 19-31 | 61.3% |
| | 3PT% | 8-14 | 57.1% |
| | FT% | 5-11 | 45.5% |
| GM | FG% | 35-65 | 53.8% |
| | 3PT% | 10-29 | 34.5% |
| | FT% | 16-24 | 66.7% |

Dead Ball Rebounds: 3, 0

Technical Fouls:Phillips 1st2:32

| | CUSE | TENN |
|---|---|---|
| Biggest lead | 2 (1st 19:25) | 32 (2nd 6:33) |
| Best Scoring Run | 7(1st 6:09) | 12(2nd 6:33) |
| Lead Changes | 1 | |
| Times Tied | 1 | |
| Time with Lead | 01:24 | 37:35 |

| Points from | CUSE | TENN |
|---|---|---|
| Turnovers | 10 | 19 |
| Paint | 28 | 44 |
| Second Chance | 7 | 16 |
| Fast Breaks | 12 | 13 |
| Bench | 35 | 32 |

| Period by Period Scoring | 1st | 2nd | TOT |
|---|---|---|---|
| CUSE | 35 | 35 | 70 |
| TENN | 45 | 51 | 96 |

## Western Carolina at Tennessee

Official Basketball Box Score - Final
12/17/24 Food City Center, Knoxville, Tennessee
2024-2025 Men's Basketball

**Game Time:** 7:01 PM **Game Duration:** 1:46 **Attendance:** 16,866

**Officials:** Jeb Hartness, Ted Valentine, Matt Jarman

**Western Carolina - 36** Record: 3-7

| NO. | Name | | Min | FG M-A | 3P M-A | FT M-A | Reb OR | Reb DR | Reb TOT | Fouls PF | Fouls FD | TP | AS | TO | ST | Blocks BS | Blocks BA | +/- |
|---|---|---|---|---|---|---|---|---|---|---|---|---|---|---|---|---|---|---|
| 3 | Bernard Pelote | F | 22:32 | 4-12 | 2-5 | 0-0 | 3 | 4 | 7 | 1 | 1 | 10 | 0 | 3 | 1 | 1 | 1 | -14 |
| 33 | Vernon Collins | F | 17:44 | 1-3 | 0-0 | 0-0 | 3 | 4 | 7 | 3 | 0 | 2 | 0 | 0 | 1 | 2 | 0 | -16 |
| 0 | Cord Stansberry | G | 27:21 | 3-10 | 2-7 | 0-0 | 1 | 3 | 4 | 0 | 2 | 8 | 1 | 2 | 1 | 0 | 0 | -34 |
| 2 | CJ Hyland | G | 21:47 | 0-4 | 0-2 | 0-0 | 0 | 3 | 3 | 1 | 1 | 0 | 1 | 3 | 0 | 0 | 0 | -30 |
| 8 | Ice Emery | G | 21:23 | 1-11 | 0-8 | 0-0 | 1 | 1 | 2 | 1 | 1 | 2 | 3 | 3 | 1 | 0 | 2 | -15 |
| 1 | Chase McKey | | 19:13 | 3-4 | 0-0 | 0-0 | 3 | 2 | 5 | 1 | 0 | 6 | 0 | 3 | 0 | 0 | 0 | -37 |
| 23 | Marcus Kell | | 20:31 | 0-4 | 0-4 | 0-0 | 2 | 1 | 3 | 4 | 1 | 0 | 0 | 2 | 0 | 0 | 0 | -29 |
| 5 | Brandon Morgan | | 18:13 | 2-8 | 2-6 | 0-0 | 0 | 4 | 4 | 0 | 0 | 6 | 0 | 0 | 0 | 0 | 3 | -18 |
| 9 | Jamar Livingston | | 12:39 | 0-4 | 0-3 | 1-2 | 0 | 0 | 0 | 2 | 1 | 1 | 1 | 2 | 1 | 0 | 0 | -14 |
| 20 | Fischer Brown | | 12:10 | 0-3 | 0-3 | 0-0 | 0 | 0 | 0 | 1 | 0 | 0 | 0 | 2 | 0 | 0 | 0 | -24 |
| 12 | Cinque Lemon | | 06:27 | 0-1 | 0-1 | 1-2 | 0 | 0 | 0 | 0 | 1 | 1 | 0 | 0 | 0 | 0 | 0 | -9 |
| | Team | | | | | | 1 | 1 | 2 | | | 0 | | 3 | | | | |
| | Totals | | | 14-64 | 6-39 | 2-4 | 14 | 23 | 37 | 14 | 8 | 36 | 6 | 23 | 5 | 3 | 6 | -48 |

| Shooting By Period | | | |
|---|---|---|---|
| 1st | FG% | 5-37 | 13.5% |
| | 3PT% | 5-28 | 17.9% |
| | FT% | 0-0 | 0% |
| 2nd | FG% | 9-27 | 33.3% |
| | 3PT% | 1-11 | 9.1% |
| | FT% | 2-4 | 50% |
| GM | FG% | 14-64 | 21.9% |
| | 3PT% | 6-39 | 15.4% |
| | FT% | 2-4 | 50.0% |

Dead Ball Rebounds: 4, 0

Technical Fouls::NONE

**Tennessee - 84** Record: 11-0

| NO. | Name | | Min | FG M-A | 3P M-A | FT M-A | Reb OR | Reb DR | Reb TOT | Fouls PF | Fouls FD | TP | AS | TO | ST | Blocks BS | Blocks BA | +/- |
|---|---|---|---|---|---|---|---|---|---|---|---|---|---|---|---|---|---|---|
| 7 | Igor Milicic Jr. | F | 16:03 | 2-6 | 0-1 | 0-0 | 1 | 4 | 5 | 1 | 1 | 4 | 1 | 0 | 0 | 2 | 1 | 10 |
| 34 | Felix Okpara | C | 22:51 | 4-6 | 0-0 | 1-1 | 6 | 3 | 9 | 1 | 3 | 9 | 0 | 1 | 0 | 1 | 1 | 30 |
| 2 | Chaz Lanier | G | 29:41 | 8-19 | 3-7 | 0-0 | 1 | 6 | 7 | 1 | 0 | 19 | 4 | 1 | 4 | 0 | 0 | 31 |
| 5 | Zakai Zeigler | G | 33:37 | 2-13 | 1-8 | 5-5 | 0 | 10 | 10 | 0 | 2 | 10 | 9 | 2 | 1 | 0 | 1 | 36 |
| 15 | Jahmai Mashack | G | 30:05 | 2-6 | 1-4 | 0-0 | 1 | 2 | 3 | 2 | 0 | 5 | 2 | 1 | 5 | 1 | 0 | 45 |
| 12 | Cade Phillips | | 17:21 | 2-2 | 0-0 | 1-2 | 3 | 4 | 7 | 0 | 2 | 5 | 3 | 1 | 1 | 0 | 0 | 29 |
| 8 | Darlinstone Dubar | | 16:35 | 5-8 | 1-3 | 2-2 | 1 | 1 | 2 | 1 | 1 | 13 | 0 | 2 | 1 | 0 | 0 | 24 |
| 11 | Jordan Gainey | | 25:25 | 6-8 | 2-4 | 3-4 | 0 | 2 | 2 | 2 | 4 | 17 | 2 | 1 | 5 | 2 | 0 | 29 |
| 3 | Bishop Boswell | | 03:16 | 0-0 | 0-0 | 0-0 | 0 | 0 | 0 | 0 | 1 | 0 | 0 | 0 | 1 | 0 | 0 | 3 |
| 23 | Grant Hurst | | 02:10 | 0-0 | 0-0 | 0-0 | 0 | 0 | 0 | 0 | 0 | 0 | 1 | 0 | 0 | 0 | 0 | 3 |
| 21 | Campbell Duncan | | 01:28 | 1-1 | 0-0 | 0-0 | 0 | 0 | 0 | 0 | 0 | 2 | 0 | 0 | 0 | 0 | 0 | 0 |
| 24 | Gavin Paull | | 01:28 | 0-0 | 0-0 | 0-0 | 0 | 0 | 0 | 0 | 0 | 0 | 0 | 0 | 0 | 0 | 0 | 0 |
| | Team | | | | | | 1 | 2 | 3 | | | 0 | | 0 | | | | |
| | Totals | | | 32-69 | 8-27 | 12-14 | 14 | 34 | 48 | 8 | 14 | 84 | 22 | 10 | 17 | 6 | 3 | 48 |

| Shooting By Period | | | |
|---|---|---|---|
| 1st | FG% | 15-31 | 48.4% |
| | 3PT% | 4-13 | 30.8% |
| | FT% | 4-5 | 80% |
| 2nd | FG% | 17-38 | 44.7% |
| | 3PT% | 4-14 | 28.6% |
| | FT% | 8-9 | 88.9% |
| GM | FG% | 32-69 | 46.4% |
| | 3PT% | 8-27 | 29.6% |
| | FT% | 12-14 | 85.7% |

Dead Ball Rebounds: 2, 0

Technical Fouls::NONE

| | WCU | TENN |
|---|---|---|
| Biggest lead | 6 (1st 18:23) | 48 (2nd 1:49) |
| Best Scoring Run | 6(1st 18:23) | 19(2nd 17:52) |
| Lead Changes | 1 | |
| Times Tied | 0 | |
| Time with Lead | 04:32 | 35:10 |

| Points from | WCU | TENN |
|---|---|---|
| Turnovers | 0 | 32 |
| Paint | 14 | 44 |
| Second Chance | 9 | 10 |
| Fast Breaks | 0 | 22 |
| Bench | 14 | 37 |

| Period by Period Scoring | 1st | 2nd | TOT |
|---|---|---|---|
| WCU | 15 | 21 | 36 |
| TENN | 38 | 46 | 84 |

## Montana at Tennessee

Official Basketball Box Score - Final
11/13/24 Food City Center, Knoxville, Tennessee
2024-2025 Men's Basketball

**Game Time:** 7:02 PM **Game Duration:** 2:01 **Attendance:** 16,916

**Officials:** Pat Adams, Brian Dorsey, Anthony Eades

**Montana - 57** Record: 2-2

| NO. | Name | | Min | FG M-A | 3P M-A | FT M-A | Reb OR | Reb DR | Reb TOT | Fouls PF | Fouls FD | TP | AS | TO | ST | Blocks BS | Blocks BA | +/- |
|---|---|---|---|---|---|---|---|---|---|---|---|---|---|---|---|---|---|---|
| 32 | Te'Jon Sawyer | F | 22:51 | 3-8 | 0-2 | 0-0 | 1 | 2 | 3 | 3 | 2 | 6 | 1 | 2 | 1 | 0 | 1 | -24 |
| 0 | Money Williams | G | 35:53 | 8-15 | 4-7 | 10-13 | 0 | 1 | 1 | 4 | 9 | 30 | 2 | 3 | 3 | 0 | 0 | -35 |
| 1 | Kai Johnson | G | 23:47 | 1-8 | 1-5 | 2-2 | 1 | 2 | 3 | 5 | 2 | 5 | 0 | 2 | 0 | 0 | 0 | -13 |
| 11 | Joe Pridgen | G | 32:33 | 1-6 | 0-2 | 1-2 | 1 | 4 | 5 | 2 | 2 | 3 | 2 | 1 | 3 | 0 | 2 | -23 |
| 12 | Brandon Whitney | G | 28:10 | 0-4 | 0-2 | 1-2 | 0 | 1 | 1 | 0 | 1 | 1 | 1 | 0 | 0 | 0 | 2 | -29 |
| 5 | Amari Jedkins | | 19:35 | 1-4 | 0-2 | 0-0 | 0 | 0 | 0 | 4 | 0 | 2 | 1 | 1 | 0 | 0 | 1 | -13 |
| 20 | Austin Patterson | | 25:27 | 2-5 | 1-4 | 0-0 | 0 | 2 | 2 | 0 | 0 | 5 | 1 | 0 | 1 | 0 | 0 | -22 |
| 14 | Zack Davidson | | 06:04 | 1-1 | 0-0 | 0-0 | 0 | 0 | 0 | 2 | 0 | 2 | 0 | 1 | 1 | 0 | 0 | -7 |
| 8 | Jeremiah Dargan | | 04:36 | 1-1 | 1-1 | 0-0 | 0 | 0 | 0 | 1 | 0 | 3 | 0 | 1 | 0 | 0 | 0 | -11 |
| 22 | Adam Shoff | | 01:04 | 0-0 | 0-0 | 0-0 | 0 | 0 | 0 | 0 | 0 | 0 | 0 | 0 | 0 | 0 | 0 | 2 |
| | Team | | | | | | 1 | 1 | 2 | | | 0 | | 0 | | | | |
| | Totals | | | 18-52 | 7-25 | 14-19 | 4 | 13 | 17 | 21 | 16 | 57 | 8 | 11 | 9 | 0 | 6 | -35 |

| Shooting By Period | | | |
|---|---|---|---|
| 1st | FG% | 10-29 | 34.5% |
| | 3PT% | 4-15 | 26.7% |
| | FT% | 7-9 | 77.8% |
| 2nd | FG% | 8-23 | 34.8% |
| | 3PT% | 3-10 | 30.0% |
| | FT% | 7-10 | 70% |
| GM | FG% | 18-52 | 34.6% |
| | 3PT% | 7-25 | 28.0% |
| | FT% | 14-19 | 73.7% |

Dead Ball Rebounds: 4, 0

Technical Fouls::NONE

**Tennessee - 92** Record: 3-0

| NO. | Name | | Min | FG M-A | 3P M-A | FT M-A | Reb OR | Reb DR | Reb TOT | Fouls PF | Fouls FD | TP | AS | TO | ST | Blocks BS | Blocks BA | +/- |
|---|---|---|---|---|---|---|---|---|---|---|---|---|---|---|---|---|---|---|
| 7 | Igor Milicic Jr. | F | 33:24 | 6-10 | 2-6 | 4-4 | 0 | 10 | 10 | 0 | 3 | 18 | 5 | 0 | 2 | 0 | 0 | 34 |
| 34 | Felix Okpara | C | 25:24 | 5-7 | 0-0 | 3-3 | 1 | 3 | 4 | 1 | 4 | 13 | 0 | 3 | 1 | 2 | 0 | 28 |
| 2 | Chaz Lanier | G | 18:37 | 5-8 | 3-5 | 0-0 | 0 | 1 | 1 | 4 | 2 | 13 | 4 | 2 | 0 | 0 | 0 | 13 |
| 5 | Zakai Zeigler | G | 28:33 | 3-6 | 3-4 | 2-2 | 1 | 5 | 6 | 2 | 1 | 11 | 7 | 1 | 1 | 1 | 0 | 20 |
| 15 | Jahmai Mashack | G | 25:57 | 3-6 | 0-2 | 2-2 | 0 | 3 | 3 | 1 | 1 | 8 | 1 | 1 | 0 | 1 | 0 | 18 |
| 11 | Jordan Gainey | | 22:31 | 1-4 | 0-1 | 2-2 | 1 | 2 | 3 | 2 | 3 | 4 | 2 | 2 | 2 | 1 | 0 | 24 |
| 13 | J.P. Estrella | | 09:12 | 3-3 | 0-0 | 2-2 | 1 | 0 | 1 | 2 | 1 | 8 | 1 | 0 | 0 | 0 | 0 | 0 |
| 12 | Cade Phillips | | 12:00 | 2-2 | 0-0 | 0-3 | 1 | 2 | 3 | 1 | 2 | 4 | 1 | 0 | 0 | 1 | 0 | 8 |
| 43 | Cameron Carr | | 15:32 | 3-4 | 1-2 | 6-7 | 0 | 2 | 2 | 3 | 4 | 13 | 2 | 0 | 0 | 0 | 0 | 19 |
| 3 | Bishop Boswell | | 07:46 | 0-0 | 0-0 | 0-0 | 0 | 1 | 1 | 0 | 0 | 0 | 1 | 3 | 0 | 0 | 0 | 13 |
| 23 | Grant Hurst | | 01:04 | 0-1 | 0-1 | 0-0 | 0 | 0 | 0 | 0 | 0 | 0 | 0 | 0 | 0 | 0 | 0 | -2 |
| | Team | | | | | | 2 | 2 | 4 | | | 0 | | 1 | | | | |
| | Totals | | | 31-51 | 9-21 | 21-25 | 7 | 31 | 38 | 16 | 21 | 92 | 24 | 13 | 6 | 6 | 0 | 35 |

| Shooting By Period | | | |
|---|---|---|---|
| 1st | FG% | 12-21 | 57.1% |
| | 3PT% | 4-9 | 44.4% |
| | FT% | 12-14 | 85.7% |
| 2nd | FG% | 19-30 | 63.3% |
| | 3PT% | 5-12 | 41.7% |
| | FT% | 9-11 | 81.8% |
| GM | FG% | 31-51 | 60.8% |
| | 3PT% | 9-21 | 42.9% |
| | FT% | 21-25 | 84.0% |

Dead Ball Rebounds: 4, 0

Technical Fouls::NONE

| | MONT | TENN |
|---|---|---|
| Biggest lead | 1 (1st 19:18) | 38 (2nd 0:18) |
| Best Scoring Run | 7(1st 13:02) | 13(2nd 0:18) |
| Lead Changes | 2 | |
| Times Tied | 1 | |
| Time with Lead | 00:13 | 39:21 |

| Points from | MONT | TENN |
|---|---|---|
| Turnovers | 4 | 15 |
| Paint | 22 | 38 |
| Second Chance | 5 | 5 |
| Fast Breaks | 0 | 20 |
| Bench | 12 | 29 |

| Period by Period Scoring | 1st | 2nd | TOT |
|---|---|---|---|
| MONT | 31 | 26 | 57 |
| TENN | 40 | 52 | 92 |

## Tennessee at Baylor

Official Basketball Box Score - Final
11/22/24 Baha Mar Convention Center, Nassau
2024-25 Men's Basketball

**Game Time:** 9:30 PM **Game Duration:** 1:53 **Attendance:** 2,119

**Officials:** Mike Roberts, Don Daily, Lucas Santos

**Tennessee - 77** Record: 6-0

| NO. | Name | | Min | FG M-A | 3P M-A | FT M-A | Reb OR | Reb DR | Reb TOT | Fouls PF | Fouls FD | TP | AS | TO | ST | Blocks BS | Blocks BA | +/- |
|---|---|---|---|---|---|---|---|---|---|---|---|---|---|---|---|---|---|---|
| 7 | Igor Milicic Jr. | F | 20:37 | 3-4 | 0-1 | 4-6 | 1 | 0 | 1 | 4 | 5 | 10 | 3 | 1 | 1 | 1 | 0 | 21 |
| 34 | Felix Okpara | C | 14:47 | 1-1 | 0-0 | 1-2 | 0 | 3 | 3 | 3 | 2 | 3 | 0 | 2 | 0 | 0 | 0 | 10 |
| 2 | Chaz Lanier | G | 33:24 | 9-16 | 7-10 | 0-0 | 1 | 3 | 4 | 0 | 0 | 25 | 1 | 1 | 2 | 0 | 0 | 17 |
| 5 | Zakai Zeigler | G | 38:21 | 2-7 | 1-5 | 2-2 | 0 | 3 | 3 | 0 | 1 | 7 | 9 | 3 | 3 | 0 | 0 | 18 |
| 15 | Jahmai Mashack | G | 33:30 | 1-3 | 0-2 | 0-0 | 2 | 4 | 6 | 3 | 1 | 2 | 2 | 2 | 1 | 1 | 0 | 11 |
| 12 | Cade Phillips | | 21:12 | 4-4 | 0-0 | 3-4 | 3 | 1 | 4 | 1 | 2 | 11 | 1 | 2 | 0 | 1 | 0 | -2 |
| 11 | Jordan Gainey | | 25:11 | 3-8 | 3-6 | 7-8 | 1 | 0 | 1 | 1 | 4 | 16 | 1 | 0 | 0 | 1 | 1 | 0 |
| 8 | Darlinstone Dubar | | 12:16 | 1-3 | 1-3 | 0-0 | 0 | 4 | 4 | 2 | 0 | 3 | 1 | 1 | 1 | 0 | 0 | 2 |
| 3 | Bishop Boswell | | 00:42 | 0-0 | 0-0 | 0-0 | 0 | 0 | 0 | 0 | 0 | 0 | 0 | 0 | 0 | 0 | 0 | -2 |
| | Team | | | | | | 1 | 1 | 2 | | | 0 | | 3 | | | | |
| | Totals | | | 24-46 | 12-27 | 17-22 | 9 | 19 | 28 | 14 | 15 | 77 | 18 | 15 | 8 | 4 | 1 | 15 |

| Shooting By Period | | | |
|---|---|---|---|
| 1st | FG% | 17-33 | 51.5% |
| | 3PT% | 10-22 | 45.5% |
| | FT% | 3-4 | 75% |
| 2nd | FG% | 7-13 | 53.8% |
| | 3PT% | 2-5 | 40.0% |
| | FT% | 14-18 | 77.8% |
| GM | FG% | 24-46 | 52.2% |
| | 3PT% | 12-27 | 44.4% |
| | FT% | 17-22 | 77.3% |

Dead Ball Rebounds: 4, 0

Technical Fouls::NONE

**Baylor - 62** Record: 4-2

| NO. | Name | | Min | FG M-A | 3P M-A | FT M-A | Reb OR | Reb DR | Reb TOT | Fouls PF | Fouls FD | TP | AS | TO | ST | Blocks BS | Blocks BA | +/- |
|---|---|---|---|---|---|---|---|---|---|---|---|---|---|---|---|---|---|---|
| 15 | Norchad Omier | F | 30:22 | 8-10 | 1-1 | 5-6 | 4 | 6 | 10 | 4 | 4 | 22 | 3 | 3 | 0 | 0 | 0 | -12 |
| 17 | Josh Ojianwuna | F | 15:35 | 1-1 | 0-0 | 0-0 | 3 | 1 | 4 | 0 | 2 | 2 | 0 | 1 | 1 | 0 | 0 | -7 |
| 2 | Jayden Nunn | G | 24:56 | 1-7 | 1-5 | 0-0 | 1 | 1 | 2 | 2 | 2 | 3 | 0 | 1 | 0 | 0 | 1 | -7 |
| 3 | Jeremy Roach | G | 36:43 | 4-9 | 0-2 | 0-0 | 1 | 0 | 1 | 1 | 1 | 8 | 3 | 2 | 0 | 0 | 1 | -18 |
| 7 | V.J. Edgecombe | G | 26:59 | 8-16 | 3-6 | 1-2 | 2 | 0 | 2 | 3 | 3 | 20 | 3 | 2 | 2 | 1 | 0 | -7 |
| 32 | Jalen Celestine | | 24:54 | 1-7 | 1-5 | 0-0 | 1 | 1 | 2 | 2 | 0 | 3 | 0 | 0 | 1 | 0 | 0 | -7 |
| 1 | Robert Wright | | 22:11 | 2-6 | 0-1 | 0-0 | 2 | 1 | 3 | 0 | 2 | 4 | 3 | 3 | 0 | 0 | 2 | -11 |
| 13 | Langston Love | | 18:20 | 0-3 | 0-2 | 0-0 | 0 | 3 | 3 | 3 | 0 | 0 | 0 | 0 | 0 | 0 | 0 | -6 |
| | Team | | | | | | 1 | 1 | 2 | | | 0 | | 0 | | | | |
| | Totals | | | 25-59 | 6-22 | 6-8 | 15 | 14 | 29 | 15 | 14 | 62 | 12 | 12 | 4 | 1 | 4 | -15 |

| Shooting By Period | | | |
|---|---|---|---|
| 1st | FG% | 9-29 | 31.0% |
| | 3PT% | 2-10 | 20.0% |
| | FT% | 0-0 | 0% |
| 2nd | FG% | 16-30 | 53.3% |
| | 3PT% | 4-12 | 33.3% |
| | FT% | 6-8 | 75% |
| GM | FG% | 25-59 | 42.4% |
| | 3PT% | 6-22 | 27.3% |
| | FT% | 6-8 | 75.0% |

Dead Ball Rebounds: 2, 0

Technical Fouls::NONE

| | UT | BU |
|---|---|---|
| Biggest lead | 28 (1st 3:47) | 0 (1st 20:00) |
| Best Scoring Run | 9(1st 16:07) | 5(1st 9:26) |
| Lead Changes | 0 | |
| Times Tied | 0 | |
| Time with Lead | 39:51 | 00:00 |

| Points from | UT | BU |
|---|---|---|
| Turnovers | 13 | 20 |
| Paint | 24 | 34 |
| Second Chance | 15 | 12 |
| Fast Breaks | 2 | 0 |
| Bench | 30 | 7 |

| Period by Period Scoring | 1st | 2nd | TOT |
|---|---|---|---|
| UT | 47 | 30 | 77 |
| BU | 20 | 42 | 62 |

## Miami (FL) at Tennessee

Official Basketball Box Score - Final
12/10/24 Madison Square Garden, New York
2024-25 Men's Basketball

**Game Time:** 11:30 PM **Game Duration:** 1:49 **Attendance:** 14,846

**Officials:** John Gaffney, Don Daily, Byron Jarrett

**Miami (FL) - 62** Record: 3-7

| NO. | Name | | Min | FG M-A | 3P M-A | FT M-A | Reb OR | Reb DR | Reb TOT | Fouls PF | Fouls FD | TP | AS | TO | ST | Blocks BS | Blocks BA | +/- |
|---|---|---|---|---|---|---|---|---|---|---|---|---|---|---|---|---|---|---|
| 2 | Brandon Johnson | F | 26:32 | 0-3 | 0-3 | 0-0 | 0 | 2 | 2 | 2 | 1 | 0 | 0 | 1 | 2 | 0 | 0 | -15 |
| 1 | Lynn Kidd | C | 36:13 | 6-11 | 0-0 | 2-3 | 5 | 7 | 12 | 1 | 2 | 14 | 2 | 1 | 0 | 1 | 1 | -7 |
| 11 | A.J. Staton-McCray | G | 23:06 | 5-10 | 1-4 | 0-0 | 1 | 3 | 4 | 1 | 0 | 11 | 4 | 2 | 4 | 0 | 0 | 0 |
| 23 | Austin Swartz | G | 20:35 | 3-11 | 1-7 | 1-1 | 0 | 1 | 1 | 2 | 1 | 8 | 0 | 1 | 1 | 0 | 1 | -4 |
| 24 | Nijel Pack | G | 32:13 | 4-10 | 4-9 | 0-0 | 0 | 4 | 4 | 1 | 2 | 12 | 2 | 2 | 1 | 0 | 1 | -13 |
| 3 | Jalil Bethea | | 06:31 | 0-3 | 0-3 | 0-0 | 0 | 1 | 1 | 0 | 0 | 0 | 1 | 1 | 0 | 0 | 0 | -10 |
| 0 | Matthew Cleveland | | 16:33 | 3-7 | 2-4 | 1-2 | 0 | 1 | 1 | 0 | 1 | 9 | 0 | 1 | 0 | 0 | 0 | -13 |
| 10 | Paul Djobet | | 06:34 | 0-0 | 0-0 | 0-0 | 0 | 0 | 0 | 1 | 0 | 0 | 0 | 2 | 1 | 0 | 0 | -7 |
| 99 | Divine Ugochukwu | | 14:47 | 3-4 | 0-1 | 2-4 | 0 | 3 | 3 | 2 | 3 | 8 | 1 | 1 | 0 | 0 | 1 | 6 |
| 5 | Jalen Blackmon | | 06:15 | 0-0 | 0-0 | 0-0 | 0 | 0 | 0 | 1 | 0 | 0 | 0 | 0 | 0 | 0 | 0 | -5 |
| 4 | Isaiah Johnson-Arigu | | 10:41 | 0-2 | 0-2 | 0-0 | 1 | 0 | 1 | 1 | 0 | 0 | 1 | 0 | 0 | 0 | 1 | 3 |
| | Team | | | | | | 4 | 0 | 4 | | | 0 | | 2 | | | | |
| | Totals | | | 24-61 | 8-33 | 6-10 | 11 | 22 | 33 | 12 | 10 | 62 | 11 | 14 | 9 | 1 | 5 | -13 |

| Shooting By Period | | | |
|---|---|---|---|
| 1st | FG% | 9-27 | 33.3% |
| | 3PT% | 6-18 | 33.3% |
| | FT% | 1-2 | 50% |
| 2nd | FG% | 15-34 | 44.1% |
| | 3PT% | 2-15 | 13.3% |
| | FT% | 5-8 | 62.5% |
| GM | FG% | 24-61 | 39.3% |
| | 3PT% | 8-33 | 24.2% |
| | FT% | 6-10 | 60.0% |

Dead Ball Rebounds: 0, 0

Technical Fouls::NONE

**Tennessee - 75** Record: 9-0

| NO. | Name | | Min | FG M-A | 3P M-A | FT M-A | Reb OR | Reb DR | Reb TOT | Fouls PF | Fouls FD | TP | AS | TO | ST | Blocks BS | Blocks BA | +/- |
|---|---|---|---|---|---|---|---|---|---|---|---|---|---|---|---|---|---|---|
| 7 | Igor Milicic Jr. | F | 32:30 | 6-11 | 2-5 | 2-2 | 0 | 9 | 9 | 3 | 1 | 16 | 2 | 2 | 1 | 1 | 0 | 14 |
| 34 | Felix Okpara | C | 19:45 | 0-3 | 0-0 | 0-0 | 1 | 4 | 5 | 2 | 0 | 0 | 0 | 2 | 0 | 0 | 1 | -5 |
| 2 | Chaz Lanier | G | 29:34 | 8-15 | 4-7 | 2-3 | 0 | 3 | 3 | 0 | 1 | 22 | 1 | 1 | 0 | 0 | 0 | 4 |
| 5 | Zakai Zeigler | G | 37:18 | 4-9 | 1-5 | 4-5 | 0 | 5 | 5 | 0 | 4 | 13 | 10 | 3 | 0 | 1 | 0 | 15 |
| 15 | Jahmai Mashack | G | 37:24 | 2-4 | 1-3 | 2-2 | 2 | 3 | 5 | 2 | 2 | 7 | 2 | 1 | 3 | 1 | 0 | 12 |
| 11 | Jordan Gainey | | 28:51 | 3-6 | 2-5 | 0-0 | 1 | 4 | 5 | 2 | 0 | 8 | 0 | 1 | 0 | 2 | 0 | 21 |
| 12 | Cade Phillips | | 14:38 | 2-4 | 0-0 | 5-6 | 0 | 1 | 1 | 1 | 4 | 9 | 1 | 1 | 1 | 0 | 0 | 4 |
| | Team | | | | | | 1 | 1 | 2 | | | 0 | | 0 | | | | |
| | Totals | | | 25-52 | 10-25 | 15-18 | 5 | 30 | 35 | 10 | 12 | 75 | 16 | 11 | 5 | 5 | 1 | 13 |

| Shooting By Period | | | |
|---|---|---|---|
| 1st | FG% | 13-31 | 41.9% |
| | 3PT% | 7-17 | 41.2% |
| | FT% | 5-5 | 100% |
| 2nd | FG% | 12-21 | 57.1% |
| | 3PT% | 3-8 | 37.5% |
| | FT% | 10-13 | 76.9% |
| GM | FG% | 25-52 | 48.1% |
| | 3PT% | 10-25 | 40.0% |
| | FT% | 15-18 | 83.3% |

Dead Ball Rebounds: 3, 0

Technical Fouls::NONE

| | MIAMI | TENN |
|---|---|---|
| Biggest lead | 1 (1st 7:57) | 18 (2nd 13:04) |
| Best Scoring Run | 9(2nd 8:14) | 14(1st 0:58) |
| Lead Changes | 2 | |
| Times Tied | 5 | |
| Time with Lead | 00:35 | 35:58 |

| Points from | MIAMI | TENN |
|---|---|---|
| Turnovers | 9 | 14 |
| Paint | 28 | 22 |
| Second Chance | 13 | 7 |
| Fast Breaks | 9 | 10 |
| Bench | 17 | 17 |

| Period by Period Scoring | 1st | 2nd | TOT |
|---|---|---|---|
| MIAMI | 25 | 37 | 62 |
| TENN | 38 | 37 | 75 |

## Middle Tennessee State at Tennessee

Official Basketball Box Score - Final
12/23/24 Food City Center, Knoxville, Tennessee
2024-2025 Men's Basketball

**Game Time:** 7:01 PM **Game Duration:** 1:56 **Attendance:** 20,706

**Officials:** Don Daily, Vladmir Voyard-Tadal, Jason Baker

**Middle Tennessee State - 64** Record: 9-4

| NO. | Name | | Min | FG M-A | 3P M-A | FT M-A | Reb OR | Reb DR | Reb TOT | Fouls PF | Fouls FD | TP | AS | TO | ST | Blocks BS | Blocks BA | +/- |
|---|---|---|---|---|---|---|---|---|---|---|---|---|---|---|---|---|---|---|
| 22 | Kamari Lands | F | 24:58 | 5-10 | 3-7 | 0-0 | 0 | 1 | 1 | 1 | 1 | 13 | 1 | 1 | 1 | 0 | 0 | -22 |
| 44 | Essam Mostafa | F | 25:59 | 2-2 | 0-0 | 1-2 | 1 | 3 | 4 | 4 | 2 | 5 | 1 | 1 | 1 | 1 | 0 | -1 |
| 2 | Jlynn Counter | G | 21:09 | 2-7 | 0-3 | 0-0 | 0 | 1 | 1 | 1 | 1 | 4 | 2 | 1 | 0 | 0 | 0 | 0 |
| 3 | Jestin Porter | G | 32:44 | 3-13 | 2-9 | 0-2 | 0 | 3 | 3 | 2 | 1 | 8 | 0 | 1 | 1 | 1 | 3 | -13 |
| 4 | Justin Bufford | G | 23:48 | 1-4 | 0-2 | 1-1 | 1 | 0 | 1 | 3 | 3 | 3 | 0 | 0 | 0 | 0 | 0 | -28 |
| 10 | Torey Alston | | 19:47 | 1-2 | 0-0 | 0-0 | 1 | 6 | 7 | 1 | 0 | 2 | 0 | 1 | 0 | 0 | 0 | 0 |
| 13 | Chris Loofe | | 14:01 | 0-1 | 0-1 | 2-4 | 0 | 6 | 6 | 3 | 2 | 2 | 0 | 2 | 0 | 0 | 0 | -17 |
| 24 | Camryn Weston | | 28:06 | 9-18 | 3-6 | 3-5 | 0 | 2 | 2 | 3 | 3 | 24 | 1 | 3 | 4 | 0 | 1 | -14 |
| 11 | Tre Green | | 09:28 | 1-2 | 1-2 | 0-0 | 0 | 0 | 0 | 3 | 0 | 3 | 0 | 1 | 0 | 0 | 0 | 5 |
| | Team | | | | | | 3 | 1 | 4 | | | 0 | | 0 | | | | |
| | Totals | | | 24-59 | 9-30 | 7-14 | 6 | 23 | 29 | 21 | 13 | 64 | 5 | 11 | 7 | 2 | 4 | -18 |

| Shooting By Period | | | |
|---|---|---|---|
| 1st | FG% | 16-32 | 50.0% |
| | 3PT% | 6-16 | 37.5% |
| | FT% | 2-4 | 50% |
| 2nd | FG% | 8-27 | 29.6% |
| | 3PT% | 3-14 | 21.4% |
| | FT% | 5-10 | 50% |
| GM | FG% | 24-59 | 40.7% |
| | 3PT% | 9-30 | 30.0% |
| | FT% | 7-14 | 50.0% |

Dead Ball Rebounds: 4, 0

Technical Fouls::NONE

**Tennessee - 82** Record: 12-0

| NO. | Name | | Min | FG M-A | 3P M-A | FT M-A | Reb OR | Reb DR | Reb TOT | Fouls PF | Fouls FD | TP | AS | TO | ST | Blocks BS | Blocks BA | +/- |
|---|---|---|---|---|---|---|---|---|---|---|---|---|---|---|---|---|---|---|
| 7 | Igor Milicic Jr. | F | 28:20 | 3-7 | 0-1 | 1-2 | 2 | 10 | 12 | 3 | 1 | 7 | 2 | 2 | 0 | 1 | 1 | 23 |
| 34 | Felix Okpara | C | 21:02 | 4-5 | 0-0 | 4-6 | 1 | 2 | 3 | 2 | 3 | 12 | 0 | 0 | 0 | 0 | 0 | 11 |
| 2 | Chaz Lanier | G | 33:14 | 8-19 | 5-10 | 2-2 | 0 | 4 | 4 | 2 | 2 | 23 | 1 | 2 | 2 | 0 | 0 | 19 |
| 5 | Zakai Zeigler | G | 38:01 | 4-8 | 1-5 | 8-9 | 0 | 4 | 4 | 0 | 10 | 17 | 15 | 4 | 1 | 0 | 0 | 20 |
| 15 | Jahmai Mashack | G | 27:40 | 1-1 | 1-1 | 3-4 | 0 | 2 | 2 | 3 | 3 | 6 | 0 | 2 | 2 | 1 | 0 | 19 |
| 11 | Jordan Gainey | | 30:07 | 4-11 | 2-4 | 0-0 | 2 | 4 | 6 | 1 | 2 | 10 | 0 | 1 | 0 | 2 | 1 | 11 |
| 12 | Cade Phillips | | 13:43 | 2-4 | 0-0 | 0-0 | 1 | 1 | 2 | 1 | 0 | 4 | 1 | 0 | 1 | 0 | 0 | -3 |
| 8 | Darlinstone Dubar | | 07:53 | 1-1 | 1-1 | 0-0 | 0 | 2 | 2 | 1 | 0 | 3 | 0 | 0 | 0 | 0 | 0 | -10 |
| | Team | | | | | | 2 | 3 | 5 | | | 0 | | 0 | | | | |
| | Totals | | | 27-56 | 10-22 | 18-23 | 8 | 32 | 40 | 13 | 21 | 82 | 19 | 11 | 6 | 4 | 2 | 18 |

| Shooting By Period | | | |
|---|---|---|---|
| 1st | FG% | 11-27 | 40.7% |
| | 3PT% | 5-11 | 45.5% |
| | FT% | 7-11 | 63.6% |
| 2nd | FG% | 16-29 | 55.2% |
| | 3PT% | 5-11 | 45.5% |
| | FT% | 11-12 | 91.7% |
| GM | FG% | 27-56 | 48.2% |
| | 3PT% | 10-22 | 45.5% |
| | FT% | 18-23 | 78.3% |

Dead Ball Rebounds: 3, 0

Technical Fouls::NONE

| | MTSU | TENN |
|---|---|---|
| Biggest lead | 6 (1st 0:12) | 18 (2nd 0:11) |
| Best Scoring Run | 7(1st 5:41) | 9(2nd 11:09) |
| Lead Changes | 2 | |
| Times Tied | 4 | |
| Time with Lead | 08:40 | 27:37 |

| Points from | MTSU | TENN |
|---|---|---|
| Turnovers | 9 | 11 |
| Paint | 26 | 32 |
| Second Chance | 8 | 9 |
| Fast Breaks | 13 | 11 |
| Bench | 31 | 17 |

| Period by Period Scoring | 1st | 2nd | TOT |
|---|---|---|---|
| MTSU | 40 | 24 | 64 |
| TENN | 34 | 48 | 82 |

# 2024-25 Tennessee Men's Basketball
# Combined Team Statistics
# All games

Page 1/1
**as of Dec 24, 2024**

### Game Records

| Record | Overall | Home | Away | Neutral |
|---|---|---|---|---|
| ALL GAMES | 12-0 | 7-0 | 2-0 | 3-0 |
| CONFERENCE | 0-0 | 0-0 | 0-0 | 0-0 |
| NON-CONFERENCE | 12-0 | 7-0 | 2-0 | 3-0 |

### Score by Periods

| Team | 1st | 2nd | OT | TOT |
|---|---|---|---|---|
| Tennessee | 466 | 508 | 0 | 974 |
| Opponents | 324 | 355 | 0 | 679 |

### Team Box Score

| No. | Player | | | | Total | | 3-Point | | F-Throw | | Rebounds | | | | | | | | | | | |
|---|---|---|---|---|---|---|---|---|---|---|---|---|---|---|---|---|---|---|---|---|---|---|
| | | GP-GS | MIN | AVG | FG-FGA | FG% | 3FG-3FGA | 3FG% | FT-FTA | FT% | OFF | DEF | TOT | AVG | PF | DQ | A | TO | BLK | STL | PTS | AVG |
| 2 | LANIER, Chaz | 12-12 | 342:37 | 28.6 | 82-182 | .451 | 45-95 | .474 | 22-30 | .733 | 8 | 29 | 37 | 3.1 | 19 | 1 | 18 | 12 | 0 | 14 | 231 | 19.3 |
| 11 | GAINEY, Jordan | 12-0 | 318:15 | 26.5 | 46-93 | .495 | 19-46 | .413 | 32-40 | .800 | 11 | 29 | 40 | 3.3 | 20 | 0 | 20 | 11 | 9 | 16 | 143 | 11.9 |
| 5 | ZEIGLER, Zakai | 12-12 | 395:56 | 33.0 | 43-110 | .391 | 20-69 | .290 | 36-43 | .837 | 3 | 42 | 45 | 3.8 | 21 | 1 | 99 | 38 | 5 | 21 | 142 | 11.8 |
| 7 | MILICIC JR., Igor | 12-12 | 300:03 | 25.0 | 50-101 | .495 | 9-37 | .243 | 25-32 | .781 | 24 | 73 | 97 | 8.1 | 27 | 1 | 25 | 14 | 10 | 7 | 134 | 11.2 |
| 34 | OKPARA, Felix | 12-12 | 261:36 | 21.8 | 35-57 | .614 | 0-0 | .000 | 13-21 | .619 | 29 | 44 | 73 | 6.1 | 24 | 0 | 1 | 17 | 17 | 2 | 83 | 6.9 |
| 12 | PHILLIPS, Cade | 12-0 | 207:16 | 17.3 | 32-46 | .696 | 0-0 | .000 | 15-26 | .577 | 25 | 28 | 53 | 4.4 | 11 | 0 | 12 | 8 | 9 | 4 | 79 | 6.6 |
| 15 | MASHACK, Jahmai | 12-12 | 362:55 | 30.2 | 23-48 | .479 | 7-22 | .318 | 23-29 | .793 | 13 | 36 | 49 | 4.1 | 30 | 0 | 15 | 13 | 9 | 30 | 76 | 6.3 |
| 8 | DUBAR, Darlinstone | 7-0 | 82:57 | 11.9 | 15-28 | .536 | 5-16 | .313 | 3-4 | .750 | 4 | 17 | 21 | 3.0 | 6 | 0 | 2 | 5 | 1 | 2 | 38 | 5.4 |
| 43 | CARR, Cameron | 4-0 | 42:13 | 10.6 | 5-8 | .625 | 2-5 | .400 | 7-9 | .778 | 1 | 5 | 6 | 1.5 | 5 | 0 | 4 | 1 | 2 | 0 | 19 | 4.8 |
| 13 | ESTRELLA, J.P. | 3-0 | 30:43 | 10.2 | 6-9 | .667 | 0-0 | .000 | 2-3 | .667 | 3 | 5 | 8 | 2.7 | 4 | 0 | 1 | 0 | 2 | 0 | 14 | 4.7 |
| 23 | HURST, Grant | 6-0 | 09:42 | 1.6 | 4-8 | .500 | 0-3 | .000 | 0-0 | .000 | 0 | 1 | 1 | 0.2 | 2 | 0 | 1 | 1 | 0 | 1 | 8 | 1.3 |
| 21 | DUNCAN, Campbell | 3-0 | 04:54 | 1.6 | 1-1 | 1.000 | 0-0 | .000 | 0-0 | .000 | 0 | 0 | 0 | 0.0 | 0 | 0 | 0 | 0 | 0 | 0 | 2 | 0.7 |
| 3 | BOSWELL, Bishop | 9-0 | 35:59 | 4.0 | 2-4 | .500 | 0-0 | .000 | 1-2 | .500 | 5 | 2 | 7 | 0.8 | 4 | 0 | 6 | 5 | 0 | 2 | 5 | 0.6 |
| 24 | PAULL, Gavin | 3-0 | 04:54 | 1.6 | 0-1 | .000 | 0-0 | .000 | 0-0 | .000 | 0 | 2 | 2 | 0.7 | 0 | 0 | 0 | 0 | 0 | 0 | 0 | 0.0 |
| Team | | | | | | | | | | | 18 | 18 | 36 | | | | | 9 | | | | |
| **Total** | | **12** | **2400** | | **344-696** | **.494** | **107-293** | **.365** | **179-239** | **.749** | **144** | **331** | **475** | **39.6** | **173** | **3** | **204** | **134** | **64** | **99** | **974** | **81.2** |
| **Opponents** | | **12** | **2400** | | **234-678** | **.345** | **84-337** | **.249** | **127-175** | **.726** | **122** | **227** | **349** | **29.1** | **207** | **3** | **104** | **172** | **23** | **73** | **679** | **56.6** |

## Team Statistics

| | UT | OPP |
|---|---|---|
| **Scoring** | **974** | **679** |
| Points per game | 81.2 | 56.6 |
| Scoring margin | +24.6 | - |
| **Field goals-att** | **344-696** | **234-678** |
| Field goal pct | .494 | .345 |
| **3 point fg-att** | **107-293** | **84-337** |
| 3-point FG pct | .365 | .249 |
| 3-pt FG made per game | 8.9 | 7.0 |
| **Free throws-att** | **179-239** | **127-175** |
| Free throw pct | .749 | .726 |
| F-Throws made per game | 14.9 | 10.6 |
| **Rebounds** | **475** | **349** |
| Rebounds per game | 39.6 | 29.1 |
| Rebounding margin | +10.5 | - |
| **Assists** | **204** | **104** |
| Assists per game | 17.0 | 8.7 |
| **Turnovers** | **134** | **172** |
| Turnovers per game | 11.2 | 14.3 |
| Turnover margin | +3.2 | - |
| Assist/turnover ratio | 1.5 | 0.6 |
| **Steals** | **99** | **73** |
| Steals per game | 8.3 | 6.1 |
| **Blocks** | **64** | **23** |
| Blocks per game | 5.3 | 1.9 |
| **Winning streak** | **12** | **-** |
| Home win streak | 7 | - |
| **Attendance** | **128525** | **32520** |
| Home games-Avg/Game | 7-18361 | 2-16260 |
| Neutral site-Avg/Game | - | 3-6347 |

## Team Results

| Date | Opponent | | Score | Att. |
|---|---|---|---|---|
| 11/04/2024 | Gardner-Webb | W | 80-64 | 17813 |
| 11/09/2024 | at Louisville | W | 77-55 | 16976 |
| 11/13/2024 | Montana | W | 92-57 | 16916 |
| 11/17/2024 | Austin Peay | W | 103-68 | 17232 |
| 11/21/2024 | vs Virginia | W | 64-42 | 2077 |
| 11/22/2024 | vs Baylor | W | 77-62 | 2119 |
| 11/27/2024 | UT Martin | W | 78-35 | 17314 |
| 12/03/2024 | Syracuse | W | 96-70 | 21678 |
| 12/10/2024 | vs Miami (FL) | W | 75-62 | 14846 |
| 12/14/2024 | at Illinois | W | 66-64 | 15544 |
| 12/17/2024 | Western Caro. | W | 84-36 | 16866 |
| 12/23/2024 | Middle Tenn. | W | 82-64 | 20706 |

# BROADCAST MEDIA CHEAT SHEET | Projected starters noted with orange numbers

LAST EIGHT GP
22.0p, 3.8r, 46.7 3P%

## 2 CHAZ LANIER

*luh-NEER*

5th • G • 6-5 • 207 • Nashville, Tenn. / North Florida / The Ensworth School

| | GP-GS | PPG | RPG | APG | MPG | FG% | 3P% | FT% |
|---|---|---|---|---|---|---|---|---|
| 24-25 | 12-12 | 19.3 | 3.1 | 1.5 | 28.6 | 45.1 | 47.4 | 73.3 |
| **Career** | **116-61** | **10.0** | **3.1** | **1.2** | **23.8** | **47.4** | **42.0** | **84.4** |

**Car. Highs Pts:** 35 **Reb:** 10 **Ast:** 5 **Stl:** 5 **Blk:** 2 **Min:** 48

- Co-seventh nationally (second in Power Five) in 3PM/gm (3.75); Seventh in KenPom NPOTY standings
- Averaged 25.5 ppg on 13-22 3P at Baha Mar Champ. (won MVP, SEC POTW & two NPOTW honors)
- 2023-24 First Team All-ASUN, finishing first in 3P% (44.0) and 3PM/gm (3.31), second in PPG (19.7) and FT% (88.0), third in FGM (214) and sixth in FG% (51.0); Per KenPom, No. 13 in DI in TS% (66.3)
- Fifth in DI last year in 3P%, eighth in 3PM/gm, No. 33 in FT%, No. 42 in PPG; Co-fourth with 3+ 3PM 23x
- Only DI player with a 50/43/87 shooting line on at least 1.5 attempts per game in each category
- Scored 10+ PTS in 31 of 32 GP last year (15+ 23x, 20+ 15x, 25+ 8x and 30+ 4x); Two DI offers as HS senior

## 3 BISHOP BOSWELL

Fr. • G • 6-4 • 203 • Charlotte, N.C. / Myers Park

| | GP-GS | PPG | RPG | APG | MPG | FG% | 3P% | FT% |
|---|---|---|---|---|---|---|---|---|
| **Career** | **9-0** | **0.6** | **0.8** | **0.7** | **4.0** | **50.0** | **-** | **50.0** |

**Car. Highs Pts:** 2 **Reb:** 3 **Ast:** 3 **Stl:** 1 **Blk:** 0 **Min:** 8

- Unanimous four-star recruit finished No. 61 in ESPN's national rankings and No. 69 on Rivals' list
- Averaged 11.5 ppg, 5.9 apg, 5.0 rpg and 1.8 spg as a senior (HighSchoolOT.com First Team All-State)
- Prep teammate of both Sir Mohammed (Notre Dame) and Elijah Strong (Boston College)
- Played two years of HS football, earning all-conference honors as a wide receiver as a sophomore
- Same hometown as six former UT players, including first-rounder Jaden Springer (2020-21), SEC Player of the Year Tony White (1983-87) and two-time SEC Player of the Year Grant Williams (2016-19)

LAST TWO GP
13.5p, 7.0r, 12.0a, 13-14 FT

FIRST TEAM ALL-SEC & DEFENSIVE POY

## 5 ZAKAI ZEIGLER

*Zuh-KY ZEE-Glur*

Sr. • G • 5-9 • 172 • Long Island, N.Y. / Our Saviour Lutheran School

| | GP-GS | PPG | RPG | APG | MPG | FG% | 3P% | FT% |
|---|---|---|---|---|---|---|---|---|
| 24-25 | 12-12 | 11.8 | 3.8 | 8.3 | 33.0 | 39.1 | 29.0 | 83.7 |
| **Career** | **113-58** | **10.6** | **2.6** | **5.1** | **28.1** | **38.4** | **33.0** | **78.9** |

**Car. Highs Pts:** 26 **Reb:** 10 **Ast:** 15 **Stl:** 5 **Blk:** 2 **Min:** 40

- Fifth nationally and first in the SEC in APG (8.3); Second-rated player in America by EvanMiya.com
- Blue Ribbon Yearbook Preseason Second Team All-American; Preseason First Team All-SEC choice
- UT's second SEC DPOY; Fourth 3x SEC All-Defensive Team honoree ever; Among 10 Naismith DPOY semifinalists for second straight season; First Team All-SEC pick; Top-10 in DI last year with 6+ ast. 20x
- Three of UT-best 10 PTS/AST double-doubles in 2023-24 (vs. #19/22 Ole Miss, at #10/8 Kentucky and vs. Saint Peter's [first by Vol in NCAAT]), plus near triple-double (9p, 9r, 14a) versus Texas A&M
- Had a co-career-high 26 points and then-career-best 13 assists in win at #10/8 Kentucky (2/3/24)

## 7 IGOR MILIČIĆ JR.

*EE-gore MILL-ih-chich*

Sr. • F • 6-10 • 225 • Rovinj, Croatia / Charlotte / Virginia / ProGenius Ulm (DEU)

| | GP-GS | PPG | RPG | APG | MPG | FG% | 3P% | FT% |
|---|---|---|---|---|---|---|---|---|
| 24-25 | 12-12 | 11.2 | 8.1 | 2.1 | 25.0 | 49.5 | 24.3 | 78.1 |
| **Career** | **94-64** | **8.9** | **5.5** | **1.1** | **22.8** | **47.9** | **34.5** | **79.1** |

**Car. Highs Pts:** 26 **Reb:** 16 **Ast:** 5 **Stl:** 3 **Blk:** 5 **Min:** 44

- Had 10+ PTS and/or REB in nine of first 12 games at UT; 23 PTS on 11/14 FG vs. Austin Peay (11/17/24)
- 2023-24 Third Team All-AAC, placing second in DRPG (7.0), fourth in RPG (8.5), fourth in D-D (10), sixth in FT% (81.8), ninth in BPG (1.1) and No. 10 in 3P% (37.6); Tied for No. 23 nationally in DRPG
- One of three in DI to average 12.5 ppg and 8.0 rpg on 48/37/81 shooting splits last year, alongside Jacob Crews and Quinten Post; Per KenPom, placed top-50 in both DR% (25.4) and TS% (63.7)
- Scored 15+ points 12 times as a junior (22+ thrice) and grabbed 10+ rebounds 12 times (13+ five times)
- Played for Polish National Team in 2024 Olympic Qualifying; Father, Igor Sr., is team's head coach

## 8 DARLINSTONE DUBAR

*DAR-lin-stone doo-BAR*

5th • G • 6-6 • 220 • Charlotte, N.C. / Hofstra / Iowa State / Scotland Campus (Pa.)

| | GP-GS | PPG | RPG | APG | MPG | FG% | 3P% | FT% |
|---|---|---|---|---|---|---|---|---|
| 24-25 | 7-0 | 5.4 | 3.0 | 0.3 | 11.9 | 53.6 | 31.3 | 75.0 |
| **Career** | **123-106** | **11.4** | **4.9** | **1.0** | **26.7** | **52.4** | **37.9** | **70.7** |

**Car. Highs Pts:** 30 **Reb:** 14 **Ast:** 5 **Stl:** 5 **Blk:** 4 **Min:** 40

- 2023-24 Second Team All-CAA, ranking third in FGM (223), sixth in PPG (17.8), eighth in 3PM (73) and No. 10 in RPG (6.8); Per KenPom, No. 38 nationally in TS% (62.3) and No. 44 in eFG% (63.9)
- One of six in DI last year with 585 PTS, 220 REB, 45 AST, 35 STL and 30 BLK, joining Devin Carter, Tristan Enaruna, Kyle Filipowski, Riley Minix and Great Osobor (only one with with under 50 TOV)
- Scored 16+ points 21 times in 2023-24 (20+ 12x) and logged 10+ rebounds eight times (12+ twice)
- Totaled 24 points on 7-of-11 3Ps at #21/19 Duke on 12/12/23; Owns a liberal arts degree from Hofstra

LAST FIVE GP
14.0p, 4.2r, 1.4s, 47.8 3P%

## 11 JORDAN GAINEY

Sr. • G • 6-4 • 190 • Tucson, Ariz. / USC Upstate / South Kent School (Conn.)

| | GP-GS | PPG | RPG | APG | MPG | FG% | 3P% | FT% |
|---|---|---|---|---|---|---|---|---|
| 24-25 | 12-0 | 11.9 | 3.3 | 1.7 | 26.5 | 49.5 | 41.3 | 80.0 |
| **Career** | **112-61** | **11.8** | **2.7** | **1.8** | **26.8** | **41.8** | **37.9** | **81.1** |

**Car. Highs Pts:** 28 **Reb:** 7 **Ast:** 6 **Stl:** 5 **Blk:** 3 **Min:** 44

- Had 23 points, his most at UT, and game-winning buzzer-beater at Illinois (12/14/24), with 18 in last 14 min.
- Scored 12+ points in six of first 11 games of 2024-25 after doing so seven total times in 2023-24
- Last season, seventh Vol in 32 years (1992-2024) with 87.0 FT% on at least 1.5 FTA/gm (min. 10 GP)
- Two-time All-Big South (first team in 2022-23) and the 2021-22 Big South Freshman of the Year
- Registered a 49.3 3P% (74-of-150) in 2021-22, which would have led the nation if he qualified
- Eldest son of associate head coach Justin Gainey; Initially inked with Pima C.C. (Ariz.) as 2020 recruit

## 12 CADE PHILLIPS

So. • F • 6-9 • 216 • Jacksonville, Ala. / Link Academy (Mo.)

| | GP-GS | PPG | RPG | APG | MPG | FG% | 3P% | FT% |
|---|---|---|---|---|---|---|---|---|
| 24-25 | 12-0 | 6.6 | 4.4 | 1.0 | 17.3 | 69.6 | - | 57.7 |
| **Career** | **25-0** | **3.6** | **2.8** | **0.7** | **11.4** | **69.4** | **-** | **65.7** |

**Car. Highs Pts:** 13 **Reb:** 9 **Ast:** 3 **Stl:** 1 **Blk:** 2 **Min:** 26

- No. 35 nationally in OR% (15.6), per KenPom; Played more MIN in first 4 GP this year than all of 2023-24
- Scored 10+ PTS 3x and 6+ REB 5x in 2024-25; Highs of 13 PTS and 9 REB vs. Austin Peay (11/17/24)
- Helped lead Link Academy to a 27-1 record, GEICO Nationals title and ESPN final No. 1 ranking
- His dad (John David Phillips), uncle (Brodie Croyle) and grandfather (John Croyle) played football at Alabama, while mom (Reagan Phillips) played basketball there; Same number as dad and uncle
- Grew up on Big Oak Ranch, a large Christian home for children run by members of his family, in Alabama

## 13 J.P. ESTRELLA

*Uh-STRELL-Uh*

So. • F • 6-11 • 250 • Scarborough, Maine / Brewster Academy (N.H.)

| | GP-GS | PPG | RPG | APG | MPG | FG% | 3P% | FT% |
|---|---|---|---|---|---|---|---|---|
| 24-25 | 3-0 | 4.7 | 2.7 | 0.3 | 10.2 | 66.7 | - | 66.7 |
| **Career** | **28-0** | **1.9** | **1.0** | **0.1** | **5.5** | **70.0** | **-** | **70.6** |

**Car. Highs Pts:** 8 **Reb:** 5 **Ast:** 1 **Stl:** - **Blk:** 1 **Min:** 15

Out for the season due to left foot surgery

- Announced on 11/25/24 as out for the season for a surgery on his left foot (only 3 GP in 2024-25)
- One of 21 in DI (just two in SEC) to shoot 71% on 20+ FGA in 2023-24; High of 15 mins. in Elite Eight
- Unanimous four-star, top-80 recruit ranked as high as No. 57 by Rivals; UT's first player from Maine
- Attended local South Portland HS for two years and led the team to a state title as a junior in 2021-22, averaging 20.2 ppg, 11.8 and 4.1 bpg; Transferred to Brewster Academy his senior year
- Mother, Allie, played at Boston College from 1995-99; Career ended at UT in NCAA Round of 32

## 15 JAHMAI MASHACK

*Juh-MY MAY-Shack*

Sr. • G • 6-4 • 202 • Fontana, Calif. / Etiwanda

| | GP-GS | PPG | RPG | APG | MPG | FG% | 3P% | FT% |
|---|---|---|---|---|---|---|---|---|
| 24-25 | 12-12 | 6.3 | 4.1 | 1.3 | 30.2 | 47.9 | 31.8 | 79.3 |
| **Career** | **111-33** | **3.8** | **2.4** | **1.1** | **16.0** | **43.8** | **33.3** | **66.2** |

**Car. Highs Pts:** 16 **Reb:** 8 **Ast:** 5 **Stl:** 5 **Blk:** 2 **Min:** 34

- Sixth in DI since 2010-11, per CBB Ref, with a career 6.32 defensive box plus/minus (DBPM), good for the top mark among active players and second-best among SEC-only players (W. Cauley-Stein)
- Labeled "college basketball's best overall defender" by Jon Rothstein on 12/15/24; 3+ STL 6x this year
- Baha Mar Championship All-Tournament Team; Father, mother, brother and sister all are/were DI athletes
- Second-year member of NCAA MBB Oversight Committee's Student-Athlete Engagement Group; Chair of SEC MBB Leadership Council (third year as UT's rep.); SEC Community Service Team as a junior

## 34 FELIX OKPARA

*ock-PAR-uh*

Jr. • F • 6-11 • 235 • Lagos, Nigeria / Ohio State / Link Academy (Mo.)

| | GP-GS | PPG | RPG | APG | MPG | FG% | 3P% | FT% |
|---|---|---|---|---|---|---|---|---|
| 24-25 | 12-12 | 6.9 | 6.1 | 0.1 | 21.8 | 62.4 | - | 61.9 |
| **Career** | **82-57** | **5.5** | **5.2** | **0.3** | **19.8** | **59.2** | **9.1** | **60.2** |

**Car. Highs Pts:** 16 **Reb:** 15 **Ast:** 2 **Stl:** 4 **Blk:** 5 **Min:** 35

- No. 16 among active DI players in career BPG (1.76); Of 134 FGM last two years, 72 are via dunks (53.7%)
- One of two DI players in 2023-24, alongside NCAA blocks leader Isaiah Cozart, to notch 60-plus blocks and register at least one in every appearance; Finished with 83, good for ninth nationally
- Fourth in DI in multi-block showings (25) last year, behind Cozart, Zach Edey and Ryan Kalkbrenner
- Played in 70 of 71 games at Ohio State and had more outings with three-plus blocks (19) than zero (11)
- Unanimous four-star recruit, ranked No. 62 by ESPN; Prep teammate of Cameron Carr, Julian Phillips