



**VOLMANAC**





By Ben Byrd

*"Intercollegiate basketball will make its initial appearance in Knoxville tonight when in the YMCA gymnasium at the University of Tennessee, the Volunteers will meet the five hailing from the Central University of Kentucky at Danville."*

— *The Knoxville Journal and Tribune*  
Thursday, Dec. 16, 1909

It had taken the new game invented by Dr. James Naismith 18 years to arrive on campus, but UT students were ready for it. A capacity crowd of 200 crammed into the box-like YMCA gym atop "The Hill" that night to watch the beginning of a new chapter in the school's athletics history. They came away excited and pleased, for the Vols won that historic game, 33-31, with an assist from a slow train from Kentucky. The Central Kentucky team was more than one hour late arriving at the gym. During the wait the fans were entertained, if one can call it that, by a skirmish between the UT women's team and the Central High girls, which was won by the Lady Bobcats 21-1.

The starting lineup for that first Tennessee team was composed of Howard Sandberg and DeWitt Welcker at forwards, Jasper Ring at center, and Captain Solon Kipp and Earl Ketchen at guards. Sandberg, who stood all of 5-9 at his forward position, led the scoring with 13 points. The Vols were off and running.

That first Tennessee team did not have a coach, but in the following season, 1910-11, football coach Alex Stone donned a second hat and served in that capacity. After that season the Vols moved their home court to the Downtown YMCA gym at the corner of Commerce and Vine, where both playing and practice conditions were better than those afforded by the little gym on The Hill. The early Vol teams were neither especially good nor particularly bad, generally hovering around the .500 mark against a mixed schedule of college and YMCA foes. But the 1913-14 team broke that pattern by recording a 15-2 won-lost record and the reason was the appearance on the scene of Tennessee's first genuine superstar cager.

Lum Reeder, the son of a Knox County sheriff, had honed his skills shooting at a basket that had been hung up for him at the county jail. Two-hand shots were the standard in those days, but young Lum broke with tradition and learned to unload deadly one-hand shots while on the move. He made his UT debut by scoring 27 points in his first game as a freshman forward, this in an era when entire teams averaged little more than 20 points per game. A few games later in that campaign he rang up 41 points in a 49-16 victory over Maryville College, a UT scoring record that stayed on the books until Carl Widseth scored 47 in a game against Auburn in 1956. Unfortunately for UT, his career was interrupted twice, once when he transferred to the University of Delaware where he made the All-Eastern team in 1916, and later by World War I.

Early Tennessee basketball teams played a game that would scarcely be recognizable to today's fans. The ball was returned to center court

after each score for a center jump, thus interrupting the flow of play. The small gyms of the time often featured overhanging balconies which forced a lower trajectory on shots from the corner, and the home floor advantage was a tangible reality and not just a psychological factor. Home teams furnished the referees in most instances, often from the ranks of their own former players. Reeder once protested a call in a game at Virginia and woke up a few minutes later stretched out on the floor. The referee also was the host school's heavyweight boxing champion!

There were no basketball scholarships then, and local youths made up a large percentage of the Vol squads. Reeder, Vic Klein, Lloyd Wolfe and Frank Callaway, all later Knoxville business or civic leaders, were among the outstanding cagers of the teens. Basketball was the only UT sport to stay at it through the WWI years, although many of the better players, including Reeder, were away in service. The 1917-18 team played a nine-game schedule, winning two, losing six, and tying one. The deadlock came about when the Maryville College team, enraged by a call that had enabled the Vols to tie the game at the end, walked off the floor and refused to return for an overtime period.

The basketball team finally had an on-campus home of its own when Jefferson Hall was built at the site of the old Waite Field at the corner of Cumberland Avenue and Fifteenth Street in time for the opening of the 1922-23 season. The cage program appeared to have gotten an immediate lift from the new arena as the '23 team went 15-2, led by such stalwarts as David Beane, Roe Campbell and Earl Keister. That team was perhaps the best-equipped to make a run at the Southern Conference championship of any of the 1920s Volunteer teams, but its best player, Beane, was declared academically ineligible shortly before the conference tournament, and the Vols lost in the first round to the University of Georgia Bulldogs.

Head football coaches had continued to serve as head basketball coaches through the teens and early 1920s, but Robert R. Neyland put a stop to that practice when he succeeded M.B. Banks as the head grid coach in 1926. Neyland put the basketball job off on his end coach and good friend, Bill Britton. The Britton era of UT basketball was largely a win-some, lose-some operation except for the memorable season of 1927-28, which produced the only winless varsity team in UT history. The Vols of that infamous campaign finished 0-12, despite boasting one of the South's finest players in center Elvin Butcher. With Butcher playing brilliantly, the Vols had a narrow escape in their season-finale with Vanderbilt at Jefferson Hall, leading most of the game before Vandy pulled out a 28-26 decision at the end.

Stars from the great football teams of the late 1920s and early 1930s, Bobby Dodd, Buddy Hackman, Beattie Feathers and Hugh Faust were among the grid standouts who doubled as cagers in the winter. But the teams remained rather ordinary, for the most part, and when the Southeastern Conference was formed in 1933, the UT program was no better than middle-of-the-pack in this new league.



## Clevenger Leads Vols to First Winning Season and an Undefeated Campaign

World War I didn't give college students much to cheer about, as all collegiate sports on the University of Tennessee campus came to a halt - all of them except basketball. Many college athletes left the athletic scene to turn their focus on fighting for the United States. During that same time, Tennessee basketball produced some of its finest years as a young program in search of success.

After struggling through the pioneer years of Tennessee basketball, the Vols finally broke through during the 1913-14 season, finishing with a 15-2 record under coach Zora G. Clevenger. The Vols crushed past several area colleges, including Maryville, Carson-Newman and Chattanooga, as well as future conference foe Alabama. Two YMCA teams were on the schedule, and even a Feb. 3 contest with Knoxville High School created interest. The game, however, was less than a showdown as the Vols crushed KHS 52-18.

The only losses of the 1913-14 season were consecutive setbacks to Kentucky on back-to-back days. In the middle of a road trip in which Tennessee played six games in six days, Kentucky defeated the Vols by scores of 20-14 and 20-18. Still, the Volunteer basketball program was enjoying its first taste of success.

The following season was another respectable campaign for Tennessee, as Clevenger's troops went 9-2 on the season. Over one-third of the schedule was spent playing the Vols' new rival, Kentucky. The Vols split a four-game series with Kentucky, winning both games in Knoxville while losing both in Lexington.

Perhaps the pinnacle of the early years of Tennessee basketball came during the 1915-16 season, Clevenger's final season as the Vols' coach. But it was one to remember, as the nine players on the squad put Tennessee basketball on the map. UT finished the season with a perfect 12-0 record and was recognized as the best team in the South. It still stands as Tennessee's only basketball season without a loss.

During the perfect season, the Vols won by an average of more than 15 points per game. They capped off the year with a five-day, five-game road trip through Kentucky. The trip was started with a 63-33 victory over Cumberland College, the Vols' largest margin of victory, and finished with a two-point win over Transylvania, UT's smallest margin of victory. The road trip included a 28-17 win over Kentucky, the only meeting between the schools that season.

In a three-season span, Tennessee produced a 36-4 record. All four losses came at the hands of basketball powerhouse Kentucky. Other than the men in blue, the Vols swept through the rest of the South. Those three seasons were just what the Vols needed to jump-start memorable years to come for Tennessee basketball.

## 1930s: First All-American Brings First SEC Crown

A number of events took place in the mid-1930s that combined to move Tennessee into the front ranks of college basketball. First, Neyland took a year's leave from UT to rejoin the Army for duty in Panama. That moved Britton into the head football coaching position for the season of 1935 and prompted the school, for the first time, to hire a full-time basketball coach in Blair Gullion (pronounced: GULL-yin), a former Purdue player. When Gullion reported for preseason practice in the fall of 1935, he was greeted by perhaps the three best players ever to adorn a Volunteers roster at the same time: senior center Harry Anderson, junior forward Floyd "Biggy" Marshall and junior guard Gene Johnson.

Responding positively to the new coach's strict discipline and emphasis on the basics, the 1935-36 Vols posted a 12-6 regular-season record that included the Vols' first-ever win over an Adolph Rupp-coached Kentucky team. Here another happenstance entered into the picture. UT was now playing its home games at the Alumni Memorial Gymnasium just north of the football stadium. Jefferson Hall having burned down a couple of years earlier. By good fortune the SEC postseason championship tournament was held at Alumni Gym in March of 1936, giving Gullion's troops the home floor advantage to go along with their considerable playing skills. The time had arrived for the basketball Vols to step forward.

They did. After blowing past Auburn in the first test, the Vols ousted pre-tourney favorite Kentucky in the semi-finals, 39-28, the same score by which they had beaten the Wildcats in regular-season play. In the championship game with Alabama, they fell behind badly with just two minutes left in the first half, trailing by the rather embarrassing score of 13-4. This was the last season that college basketball was played under the old center-jump rule, and it was the agile Anderson's ability at

winning the tip that enabled the Vols to rally. With the captain controlling the tip on every possession, the Vols reeled off seven straight points to cut the halftime lead to 13-11. Tennessee then took command in the second half to win 29-25 and bring the school its first SEC championship; in no other season and in no other sport had Tennessee won an SEC title until March 2, 1936.

The triumph established basketball as a major sport on campus. Anderson became UT's first All-American and he, Marshall and Johnson were elevated to hero status formerly reserved for football stars. All over Knoxville backyard baskets sprang up, and for the first time Dr. Naismith's crazy game had become a local craze.

But the man who had put UT on the college cage map didn't stay around to build on his success. After three seasons at the Vol helm, Gullion abruptly resigned a few weeks before the 1938-39 season to take a similar position at Cornell. He was succeeded by a proven veteran who had previously enjoyed successful tenures at Kentucky and Miami of Ohio, John Mauer.

## Anderson is UT's First All-American

When Harry Anderson walked out of Alumni Gym on March 2, 1936, he left the building a winner. Wearing an orange jersey with "Vols" scripted across his chest for the last time, Anderson had just led Tennessee to its first SEC championship.

While Anderson played before Tennessee's modern records, he remains one of the greatest players ever to suit up for Tennessee. And he was Tennessee's first All-American honoree.

Anderson, who was a 6-foot-3 center, was joined by teammates Floyd "Biggy" Marshall and Gene Johnson as perhaps the best trio of UT basketball players to ever hit the hardwood in one season. Although Anderson's size was short compared to today's standards for big men, Anderson could dominate a game due to his outstanding leaping ability. His bread and butter, though, was his uncanny pursuit of jump balls at mid-court.

"No one who played in the SEC in our time had as much leaping ability as Harry," Marshall once said of his former teammate.

During Anderson's playing days, each time a team scored a basket, the ball was reset at half court and a jump ball was conducted. Anderson's control of jump balls was the key to UT's run through the 1936 SEC Tournament.

The Vols had beaten Auburn and Kentucky to get to the finals against Alabama. Tennessee trailed 13-4 with two minutes remaining in the first half before Anderson brought the Vols back into the game. He controlled every tip for the remainder of the half, allowing UT to cut the deficit to 13-11. The Vols went on to win the game 29-25 and claim their first SEC championship in any sport.

Anderson's dominating performance in the SEC Championship and his regular-season success opened eyes and earned him a spot on the Converse All-American team. It was the first time a UT basketball player had earned such an honor.

Also a track star, Anderson was inducted into the Tennessee Sports Hall of Fame in 1999.

## 1940s: Mauer Leads Vols to Two SEC Titles

The momentum that Gullion had established didn't miss a beat under Mauer. The new coach found the nucleus of a future championship team already on hand in sophomore guard Gilbert Huffman, sophomore center Frank Thomas and freshman forward Bernie Mehen. Two seasons later that trio led the Vols to the 1941 SEC championship with a 36-33 win over top-seeded Kentucky in the finals of the conference tourney at Louisville, Ky. Mehen, called "Houdini" because of his ball-handling wizardry, became the school's second All-American and Huffman the third.

Mauer then chalked up a second SEC title two years later, when his 1942-43 team, led by center Dick Mehen, Bernie's younger brother, handed Kentucky another stunning upset loss in the tourney finals at Louisville, 33-30, with Dick Mehen scoring 18 points.

The Mauer years were a time of plenty for UT basketball. In addition to the two conference titles, the big, jovial coach authored one of the great Vol cage victories of all time when his '41-42 team put an end to then-No. 1-ranked Long Island University's 23-game win streak, 36-33, in the Sugar Bowl Tournament. When he left to take the Army coaching job after the 1946-47 season, Mauer departed with an eight-season record of 127 wins and only 41 losses for a .756 winning percentage, highest ever by a Vol coach.

Emmett Lowery, another former Purdue star, succeeded Mauer in 1947 and brought a new dimension to Tennessee basketball. An acknowledged master of the fast-break offense, Lowery soon had the Vols racing up and down the floor at full steam. Led by a holdover standout from the Mauer regime, forward Paul (Lefty) Walther, the new coach's first two Vol teams posted records of 20-5 and 19-7 and drew capacity crowds at Alumni Gym with their entertaining style of play. Walther, who had joined the growing list of All-Americans, was part clown at heart, and his pre-game passing and dribbling antics often brought down the house.

## Alumni Gymnasium Gives Vols The Best Homecourt In The Region

It was Dec. 17, 1932, and the season-opener was minutes away. Fans walked through the five arched doorways decorated with streetlights and tiny windows above. Inside, protected from the cold, nearly 400 spectators occupied the 3,200 wooden seats, most of which were lofted in the balcony more than 10 feet above the floor.

Although the crowd was somewhat small for Tennessee's first basketball game at the new Alumni Memorial Gymnasium, the Vols didn't hesitate to put on a show, pounding Lincoln Memorial University 41-18. The victory was the first of many at the new gym on The Hill, rated the best facility in the South in 1932.

Located on the south side of The Hill adjacent to the football field, Alumni Gym was built in 1931 to be the new basketball home of the Vols. UT alumni had wanted to build a memorial to those graduates who had lost their lives in World War I and the Spanish-American War. Thus, Alumni Memorial Auditorium-Gymnasium was built to take the place of Jefferson Hall as the campus' primary multi-purpose facility. Along with basketball, the gym was used for indoor physical education and auditorium events since the three-story facility was one of the largest buildings on campus at the time.

The interior of the facility fit the mold of a 1930s basketball gym. The basketball court was the centerpiece surrounded by three walls of seats and a stage serving as the fourth wall. A handful of rows were tucked below the balcony to provide courtside seating, while the majority of the seats were located on the steep overhang above the floor. The stage, however, provided the opportunity to use the facility as an auditorium with a seating capacity of 3,800. Surrounding the gym were wings used for physical education. Each wing contained an auxiliary gymnasium suitable for handball and other intramural sports. But it's the basketball memories that keep the gym alive today.

## 1950s: Stars Widseth and Tormohlen Set Scoring and Rebounding Records

The Emmett Lowery era reached an early peak in January 1950 when his third Vol team put an end to Kentucky's five-year, 67-game winning streak within the Southeastern Conference, 66-53. Captain Art Burris outdueled his opposite center, the Wildcats' seven-foot Bill Spivey, with a 28-point performance as the Vols led from buzzer to buzzer. After the game, the overflow crowd stormed onto the court to lift Burris and the other Vol players for a victory ride to the dressing room in one of the wildest scenes UT basketball has ever produced.

The gentlemanly Lowery stayed on for 12 seasons, fashioning a solid winning record of 169-110 and developing such headline players as scoring champion Carl Widseth and his mid-1950s sidekick Ed Wiener, Herman Thompson, big Gene Tormohlen, the Vols' all-time rebound leader, and Dalen Showalter. His successor, longtime assistant John Sines, fared less well, and after his third season, 1961-62, ended in a 4-19 disaster, UT basketball underwent a historic coaching change.

### Tormohlen: Chairman of the Boards

One thing about Tennessee basketball in the 1950s was that if a shot went up and didn't go in, Gene Tormohlen was almost a sure bet to bring down the rock. Grabbing a school-record 1,113 career rebounds will make you "Chairman of the Boards."

"Bumper," as he was referred to due to his physical play, was a master at rebounding. He helped turn rebounding into an art form during his college playing days. And although the post play was as physical as it gets, Tormohlen says it was his finesse that helped him own the boards.

"Rebounding is hard work," said Tormohlen, who is considered Tennessee's first accomplished big man. "There are certain ingredients you look for in rebounding, but the key is to go after every rebound as if

it were yours."

From 1956-59, the 6-foot-8 Tormohlen owned the middle of the paint for the Vols. His art of rebounding became a trademark of sorts, making him a regular vacuum cleaner around the rim, as well as a two-time All-SEC performer. But what may be most impressive about his longstanding rebounding records at Tennessee is that Tormohlen accomplished all his feats in a three-year career with the Vols. In his playing days, freshmen were limited to the freshman squad and only upperclassmen were welcome on the varsity.

Still, only three years of playing time didn't limit Tormohlen's potential or achievements. During the 1957-58 season, Tormohlen's junior year, he pulled down 384 boards for the season, a Tennessee record. His 372 rebounds his senior season ranks second on the school list. His name is on the list one more time for his sophomore campaign, when he grabbed 357, good enough for fourth. Sixteen times during his career he had at least 22 rebounds in a game. One time, while playing with a cut that required eight stitches on a shooting-hand finger, he scored 15 points and gathered 17 rebounds.

"I'm proud of the fact that I hold some of those rebounding records," Tormohlen said. "But I'll be honest, we didn't make many shots."

No matter how many shots Tennessee missed, "Bumper" was reliable enough to clean up the garbage under the rim. Tormohlen, who is a member of the Indiana Basketball Hall of Fame for having led tiny Holland High School to its first sectional championship as a sophomore in 1953.

He amazingly averaged 16.9 rebounds in his career with the Vols, another rebounding record. On the season average list, Tormohlen's senior year saw him grab an average of 17.7 boards per game for a UT record. He also earned Converse All-America honors that year for his accomplishments on the hardwood. His junior year he averaged 16.7, and his sophomore year he averaged 16.2 to sweep the top three spots on the season rebounding average list.

One rebounding record that Tormohlen does not hold at Tennessee is most rebounds in a single game. Herb Neff holds that honor for having grabbed 36 against Georgia Tech in 1952. However, Tormohlen ranks second with 31, third with 28 and fourth with 27. His name appears 16 times among the top-23 performances on the list.

"Rebounding is one thing in basketball that you can go after and it's not a selfish thing," he said. "It's hard work that benefits the team. We all played rough, but I always felt I could play against anybody."

Former *Knoxville Journal* writer Ben Byrd perhaps paid best tribute to Tormohlen in 1959 when he penned: "There will be others just as big, maybe bigger. Some will shoot better, some will play defense better, some run more gracefully. But when there is elbow-flying, rib-thumping, eyeball-scratching action under the boards, you can lay long odds that there won't be another like Gene Tormohlen. Not for a long, long time."

Following his successful career at Tennessee, the Holland, Ind., native was a second-round selection of the Syracuse Nationals in the 1959 NBA Draft. He went on to a nine-year professional career that included a six-year stint with the NBA's St. Louis and Atlanta Hawks.

After his playing career was over, he moved to the bench where he was an NBA assistant coach for 12 years. Twice he served as an interim head coach in the NBA. After his time coaching, Tormohlen also served as a collegiate scout for several years.



**Gene Tormohlen** (pronounced: tohr-MO-in) still ranks as the greatest rebounder in Tennessee basketball history.



## 1960s:

### Enter Ray Mears;

### Vols Become SEC Champions

The new man's name was Ray Mears. A Miami (Ohio) graduate, he was fresh off winning the NCAA small college championship at Wittenberg University. His style featured a deliberate offense, a zone defense, a heavy dose of discipline for his players and a bagful of sideshow tricks for the paying customers. He introduced the practice of a pep band blaring out at the court level, and his players executed fancy pregame drills and, later on, even had one of his athletes riding around the court on a unicycle to help get the home crowd excited.

Behind that carnival-show exterior was a shrewd tactician and strategist. Mears' teams played basketball in much the way Gen. Robert R. Neyland's teams had played football. They didn't beat themselves.

The new coach was fortunate in inheriting a rich stockpile of good young talent from the Sines era, most notably sophomore forward A.W. Davis and junior point guard Danny Schultz. Although both would have flourished as high scorers in a higher-powered system of offense, Davis and Schultz gladly accepted the deliberate pace of the new coach's game and led the way to a quick resurgence in Tennessee basketball fortunes. The 1962-63 team posted a 13-11 worksheet, which included a pair of upset wins over mighty Kentucky, and the 1963-64 team climbed to 16-8. In Mears' third season, when Davis was the captain and heartbeat of the team, the Vols reached the 20-win level for the first time in 17 years and finished second in the Southeastern Conference race. The 1966 Vols provided a harbinger of things to come by closing out the season with a 69-62 victory over Kentucky, which came to Knoxville with a 23-0 mark.

UT basketball had been moved into a new home, the Armory-Fieldhouse, in 1959, but the interest stirred by Mears's success soon rendered the 7,500-seat facility obsolete. Thanks to a generous gift by industrialist William B. Stokely, Jr., the old fieldhouse was remodeled and enlarged into a 12,700-seat arena, Stokely Center. The timing was perfect. The Vols were about to unveil their first SEC championship team in 24 years.

The 1966-67 team was short on experience and depth as it set out on what promised to be an uphill journey. But somehow the chemistry turned out just right for a lineup composed of senior Ron Widby and junior Tom Hendrix at forwards, junior Tom Boerwinkle at center and sophomores Billy Justus and Billy Hann in the backcourt. The two guards had never played a minute of varsity action, and Boerwinkle, UT's first seven-footer, had played very sparingly. But the Fearless Five, as they came to be known, overturned the odds with three magnificent road wins against the other contenders.

First they knocked off Florida, the eventual runner-up, with an almost perfectly played game at Gainesville, 66-53. Then they outlasted Kentucky, 52-50, in a tense overtime duel at Lexington. But those two were just warmups for the stormy season-finale at Mississippi State.

The Vols had to win that game to take the SEC title, and they couldn't have picked a tougher foe. With Tennessee's Widby and State's David Williams swapping dead-eye jumpers from the perimeter, the two teams wound up all even at 64-64 after regulation time. A cautious first overtime ended 66-66. After Justus missed a pair of free throws with four seconds left, the second overtime also wound up in a tie. But in the third extra period, with players and fans alike near exhaustion, Justus got one last chance. With the court tied at 76, he once again went to the stripe with four seconds remaining. This time he made them both, and the Vols held on to win what many longtime observers believe was the greatest game in UT basketball history.

That not only earned the Vols the SEC crown; it also won them the school's first-ever berth in the NCAA Tournament. This time, the cat jumped the other way. In another tense battle at Evanston, Ill., the Fearless Five was ousted in its first test by Dayton, 53-52, as Widby's last-second shot caromed off the rim.

### Vols Celebrate First Season in Stokely with SEC Championship

The first Tennessee basketball game in the Armory-Fieldhouse was nothing but a glimpse of the future. The 72-71 victory over Wyoming gave the idea that basketball in the new arena would be a successful era. And the temporary wall that stood on the east side of the arena was a hint that expansion was on the way.

To kick off the 1958-59 season, the University of Tennessee had erected a new facility for basketball. Replacing Alumni Gym was a

difficult thing to do, but the state-of-the-art arena would quickly remind the team and fans that the new facility was worth the \$1.5 million.

Equipped with huge steel trusses that lined the walls and roof, the gigantic new arena could seat 7,000 people in its opening years. The west end of the arena had two levels of permanent seats while temporary bleachers lined the baselines. On the east end, more temporary bleachers rose from the floor to the temporary wall. Along each baseline was a row of folding chairs, primarily for the teams to sit. Other than basketball, the Armory-Fieldhouse was home to supply rooms for Army and Air Force ROTC, offices and classrooms.

The temporary wall was the key to the Armory-Fieldhouse. In 1965, a \$500,000 gift from William B. Stokely Jr. jump-started a \$3 million expansion on the facility - an expansion that had been designed in the original blueprints of the facility. By the 1966-67 season, the Armory-Fieldhouse was doubled in size and seating capacity rose to 12,700 just in time for the SEC championship season. Stokely had died before the completion of the expansion project, and the Armory-Fieldhouse became William B. Stokely Athletics Center.

Stokely Athletics Center was a special home to Tennessee basketball. It housed more fans than ever before. It featured a newly designed Tartan rubber playing surface after the expansion to the arena. But more importantly, it featured great teams. Tennessee teams were extremely successful in the arena, compiling a 321-69 record at Stokely and winning four SEC championships.

Stokely was vacated during the winter of 2012-13, as the university has plans to raze the facility and repurpose the land it occupies.

### Ray Mears Brings

### Showmanship And Championships

Ray Mears was hired as head basketball coach in 1962 after he had just won the NCAA small college championship the previous year as coach at Wittenberg University. But this was Division I, and Mears was brought in to revitalize a struggling Tennessee basketball program. The Vols were coming off back-to-back losing seasons and were caught in a decade and a half of finishing no higher than fourth in the SEC.

All that changed when Mears took over. His first year saw the Vols finish with a 13-11 record, including a season sweep over archrival Kentucky. In fact, Adolph Rupp's Kentucky teams grew to be Mears' top foe, despite the fact that Mears and Rupp were friends away from the court.

"Beating Adolph Rupp was my favorite," Mears admitted. "We ended up tying Kentucky, but seven of them were against Joe Hall so I can't claim I beat Rupp every time. We had the best record against Kentucky and the best record against Rupp."

In Mears' second season at Tennessee, the Vols were 16-8 and finished second in the conference. Then there was a 20-5 year, an 18-8 year, a 21-7 SEC title year and so on. Mears had sent a breath of fresh air through the Tennessee basketball program.

Not only did the legendary coach bring success to the hardwood, he brought entertainment to the fans. Mears instructed the pep band to play in the stands of Stokely Athletics Center during games - a first for its time. With the pep band blasting traditional fight songs, Mears' squad would perform dazzling tricks during pre-game warm-ups. From fancy passes to mind-boggling dribbling skills, the Vols looked more like the Harlem Globetrotters as they prepared for their opponent. It's said Mears even went to the extent of having one of his players ride around the court on a unicycle to fire up a sleepy crowd at Stokely.

"We brought the pep band and marched the band around the floor and all that kind of stuff," Mears said. "We had a guy that juggled basketballs and we had warm-up drills. We did a lot of things like that. We were trying to get people interested in basketball. I tried to get the crowd excited. We got people coming at 7:00 for a 7:30 game."

People flocked to campus to see the newest attraction - the Tennessee basketball team. But they also enjoyed the side antics as well. Record numbers came to Stokely Athletics Center, eventually forcing the expansion of the facility in 1966 to twice its original size.

On the sidelines, Mears was a basketball mastermind. His slow, deliberate offense gelled with his zone defense. His strict and disciplined basketball style carried the Vols to an SEC championship in the 1966-67 season and the school's first NCAA Tournament appearance.

Success was common during the Mears era. During his 15 years (1963-77) as head coach of the Vols, Mears collected 278 wins against 112 losses for a .713 winning percentage. Tennessee won three conference titles under Mears - 1966-67, 1971-72 and 1976-77. And during his tenure, only twice did UT finish lower than third in the SEC. He was hired to turn the



Tennessee handed top-ranked Kentucky its first loss of the 1965-66 season, toppling "Rupp's Runts" 69-62 on March 5, 1966, in Knoxville.

program around. He did his job and then some.

Ray Mears took Tennessee basketball to a level it had never been before. His actions on the court made him a legendary coach. His knack for entertainment made him legendary with the fans. Both make Mears a legendary man.

On March 1, 2006, a banner with Mears' name on it was unveiled in the rafters over the student section of Thompson-Boling Arena.

Ray Mears passed away on June 11, 2007.

### Texas Western Wasn't the First to Challenge Rupp's Runts

On the evening of March 5, 1966, the Tennessee Volunteers had nothing to do but finish a decent basketball season. The Vols were 17-8 and 9-6 in the SEC heading into their final game of the season, and the NCAA Tournament only took conference champions at the time. On the other side of the court, the No. 1-ranked Kentucky Wildcats were planning their run at a national championship. They had played 23 games and won every one of them.

Labeled Rupp's Runts, coach Adolph Rupp's squad was loaded with talent but short on size. The tallest players on the team, center Thad Jaracz and guard Tommy Kron stood at 6-foot-5. Forwards Larry Conley and Pat Riley stood 6-4, and the other guard, Louie Dampier, was 6-0.

Probabilities said the Vols were going to get whipped by the 'Cats. A week earlier, Tennessee had gotten beat in Lexington by top-ranked Kentucky, 78-64. But this time, probabilities were wrong. UT captains Larry McIntosh and Howard Bayne helped push the overmatched Vols past Kentucky 69-62 to give the Wildcats their first loss of the season.

Tennessee closed the season at 18-8 and finished tied for third in the SEC. Kentucky, however, went all the way to the NCAA finals where they faced Texas Western (now UTEP). In one of the most memorable and influential finals in NCAA history, Texas Western shocked the Wildcats with a 72-65 upset to give the Wildcats their first loss of the season. Tennessee became the first school to win the title with five black starters when they beat an all-white Kentucky team, which paved the way for cultural diversity in college basketball.

An unbeatable Kentucky team rolled into Knoxville in 1966 but left with a loss. The win for UT paved the way for a successful 1966-67 campaign in which the Vols won the SEC.

## 1970s:

### Success Continues Under Mears; Grunfeld/King Combo Propels Vols

Consistent excellence was the trademark of the program under Mears. Twenty-win seasons became the rule rather than the exception, and the Vols became contenders in the SEC title race on a yearly basis. It took Mears five seasons to win his second conference title, and that one had a rather sour taste to it.

The 1971-72 team, built around the sharp shooting of guard Mike Edwards and 6-11 center Len Kosmalski, came into the season-ending game with Kentucky at Stokely Center one game ahead of Rupp's Wildcats. With five seconds left in a hard-fought battle, UK held a 67-66 lead. But Tennessee got one last chance when Edwards was fouled as he started into his shooting mode. Referee Bobby Hartsfield called it a non-shooting foul, and the usually unflappable guard missed the free throw. Kentucky rebounded to gain a tie for the title, and because they had swept the season's series with Tennessee, the Wildcats also won the SEC's berth in the NCAA Tournament. The Vols were so downcast by the loss that they voted not to accept a bid to the NIT, where they had reached the semifinals in 1969 and 1971.

The 1971-72 season also marked a new chapter in Volunteer cage history when Larry Robinson, a 6-5 high-post player out of Ferrum (Va.) Junior College became the school's first black player. A tireless worker and the ultimate team player, Robinson made a big hit with the fans and teammates alike, and as evidence of the respect they felt for him, his mates elected him captain of the 1972-73 team despite the fact that he had played only one season of varsity basketball with them.

Mears had stuck with his deliberate offense through his first decade at UT, but the appearance of two remarkable offensive performers in the mid-1970s prompted him to speed up his attack. Assistant coach Stu Aberdeen, who had strong recruiting contacts in the New York City area, hit the jackpot two years in succession when he signed Ernie Grunfeld of Forest Hills in 1973 and Bernard King of Brooklyn in 1974. Never before or since has UT basketball boasted two such enormous talents on the same team.

Grunfeld, a 6-6 wing who could move into the post when needed, broke Wisdeth's all-time Volunteers scoring record during his four-year career with 2,249 points, for an average of 22.3 per game. King, a brilliant post player, who played only three seasons before turning to the professional ranks, posted a new career average record of 25.8 points per game. Known as the "Ernie and Bernie Show," the two great players led the Vols to a record of 61-20 during their three seasons together, 1974-75, 1975-76 and 1976-77. During that run, the Volunteers made two NCAA Tournament appearances and won one SEC championship in 1977. Wherever they played they drew standing-room-only crowds; *Sports Illustrated* even featured them on its cover ("Double Trouble from Tennessee"), and for the first time in its cage history, Tennessee had become a household word in the world of college basketball.

The one thing that even King and Grunfeld couldn't do was to bring their coach an NCAA Tournament victory. In 1976 the Vols fell out in first-round play at Charlotte, losing to darkhorse VMI in a game that King had to sit out because of a hand injury suffered in practice a few days earlier. And then, in the biggest disappointment of all, the 1977 team went down in overtime to the Orangemen from Syracuse University (93-88) in a game played in Baton Rouge, La., as both King and Grunfeld fouled out during second-half action.

Mears soon followed his two great stars in farewell. A longtime sufferer from depression, the Vols coach could not answer the bell for the 1977-78 season, and assistant coach Cliff Wittig led the team through a tough rebuilding phase that produced the school's first losing campaign in 16 years. When it became clear that Mears could not return to his post, UT hired a new head coach, Don DeVoe, in the spring of 1978.

Mears left an enviable record behind him. In 15 seasons, his teams had won 278 games against only 112 losses for a .713 winning percentage, had captured three SEC championships and had played old rival Kentucky to a dead heat with 15 wins in 30 meetings. His acts of psychological warfare, such as the long walks at Nashville that brought the Vanderbilt crowds to a boil, had won him more than his share of detractors, but underneath all the boos, there was a grudging respect for one of the best coaches of his time.

### John Ward and The Vol Network

John Ward sat atop Mississippi State Gymnasium on March 8, 1967, peering down on the Vols as time expired on the clock. Mississippi State

had just taken Tennessee into overtime in the season-finales for both teams. The Vols were in a battle in Starkville, Miss., but they were in a three-way war for the SEC championship, along with Florida and Vanderbilt.

Ward, thanks to the Vols playing in the Central Time Zone, already knew both Florida and Vanderbilt had finished at 14-4. Should the Vols win, they would finish at 15-3 and win their first SEC title in more than 20 years. And it all came down to overtime. Then a second overtime. Then a third.

By then, Ward's voice was getting rougher and rougher. He, along with color analyst Lowell Blanchard, were located high atop the gym to get a bird's eye view of the game.

"When I do broadcasts, I prefer to be working upstairs because I can see the game unfold better," Ward said. "We were upstairs near the top of the gym and against the wall. Well, with a window behind us, a draft kept blowing onto my neck and it was cold. By the second overtime, I just looked at Lowell - just a wonderful man - and said, 'I can't finish the game.'"

Ward's throat was getting tight due to the cold air on his neck and he was losing his voice. Quick to aid Ward, Blanchard retrieved a towel from the Tennessee bench at court-side and Ward wrapped it around his neck. The treatment warmed and opened Ward's throat, and he was able to finish broadcasting the Vols' 78-76 triple-overtime win over the Bulldogs. A 1967 SEC Championship and Tennessee's first trip to the NCAA Tournament came courtesy of the win.

Of course, the towel became a trademark of Ward's during his 35-year run as "Voice of the Vols." But according to Ward, it was always used for medical purposes.

"I always wore it to protect my voice and throat," he insisted after he recalled his most memorable UT basketball game. "Never was it intended to be a trademark."

There are other games that stick out in Ward's mind - especially the Kentucky games. Games like the one in 1976 when Tennessee rallied from 14 points down to beat the Wildcats in overtime in Memorial Coliseum. Or the game that very next year when Tennessee beat Kentucky in its first trip to the new Rupp Arena. Then there's Tennessee's 1979 SEC Championship.

"Tennessee won the SEC championship in '79 and they beat who? Kentucky," Ward said. "You've got to understand, Kentucky didn't lose back then. They just didn't."

For those fans not able to attend the games in person, they depended on Ward to paint the picture over radio broadcasts. He never failed.

"Prior to around 1980, there were no TV games," Ward said. "So obviously, radio broadcasts became the dominant medium to follow those games."

Through the late 1950s and early 1960s, UT basketball games were not heard over the radio on a regular basis. Only big games, like Kentucky and Vanderbilt, made the airwaves. But in 1966, athletics director Bob Woodruff, with the assistance of Bill Petty, Ward and basketball coach Ray Mears, began the groundwork for a Vol Basketball Network. The Vol Network already covered football games, and now it was time for basketball coverage.

The 1966-67 season was the first full season of basketball broadcasts for Ward and the Vol Network, and it could be heard on one station. But thanks to the marketing mindset of Mears and the successful teams he put on the floor, Tennessee basketball was exploding in popularity.

"Nothing defined the ascendancy of basketball on the UT scene more clearly than the game's identity with John Ward's broadcasting style," said Hayward Harris, UT's long-time sports information director. "The presence of Ward at UT games was as much a part of the basketball presentation as Mears' pre-game warm-ups and Roger Peltz' unicycle act."

In the following years, Ward began to work more closely with the network, and the program increased the number of stations that carried the broadcasts to around 15 throughout the state.

The unique aspect of the Vol Network was that small, community-based radio stations carried the broadcasts. Instead of relying on larger radio stations in Nashville to broadcast the games to larger areas, the Vol Network targeted the small stations in Tennessee and created a down-home atmosphere for listeners.

"My primary goal was to involve the local stations throughout the state," Ward said. "Our philosophy was that it's not the number of stations but amount of coverage in the state. We wanted to touch every county in Tennessee."

The Vol Network came pretty close to doing that. By choosing to reach the small-town audiences through smaller stations, the network expanded and eventually had more than 50 stations carrying the sports

broadcasts. Now, the Vol Network is one of the largest radio networks in the nation with affiliates in four surrounding states. The Vol Network also can be heard in 28 states after dark and worldwide on the Internet. Bob Kesling inherited the title "Voice of the Vols" in 1999 and currently pairs with former Vol basketball player Bert Bertelkamp to bring Tennessee basketball to life on the radio.

"To grow from one station to more than 50 stations was a great accomplishment," said Ward, who retired after the 1998-99 basketball season. "But the key to that was the sponsors, not me. I was only a broadcaster."

John Ward was never only a broadcaster. He was music to Vol fans' ears.

## Dec. 15, 1973: UT, Temple Combine for 17 Points

It was Dec. 15, and it was the championship game of the 1973 Volunteer Classic at Stokely Athletics Center.

Tennessee's high-powered offense was looking to dispose quickly of Temple to win yet another Classic title on its own floor.

Tennessee put points on the board at will. They scored

80 points in a season-opening victory in 1973 over North Texas State and 65 in a loss to Marquette. But in the two games leading up to the clash with Temple, the Vols had scored 117 and 96 points, respectively. Needless to say, fans were expecting a show.

If anything, a show was not what the fans got. Temple coach Don Casey had instructed his squad to merely pass the ball back and forth to keep the rock away from the Vols. That's exactly what they did. And with Mears' strict discipline, Tennessee wasn't about to stray from their traditional zone defense. Neither team would budge. But the fans did. They booed and complained throughout the chess match between the Vols and Owls.

When the buzzer sounded, the crowd had something to cheer about. Tennessee came away victorious 11-6. That's right, 11-6. Temple had effectively taken the ball out of Tennessee's hands, yet the Vols also had proven a point that they were sticking to their game plan.

Throughout the rest of the season, Tennessee was content at scoring in the 60s, 70s and 80s, even topping the 100-point mark against LSU to finish 17-9. But the UT-Temple fiasco will live in the record books forever. The game holds the NCAA record for fewest points scored by both teams - something that may never be broken with today's fast-paced game. The NCAA record for fewest points allowed since 1938 also goes to Tennessee (tie) for holding the Owls to a mere six points.

## 1980s:

### Vols Enjoy NCAA Success; Thompson-Boling Arena Opens

Just as Mears had done a decade and a half earlier, Don DeVoe put his stamp on Tennessee basketball in quick order. Inheriting a team built around All-America Reggie Johnson in the post and Terry Crosby and freshman Gary Carter at the wings, the 37-year-old former Ohio State player soon put whatever doubts there may have been about his appointment to rest. In that first season of 1978-79, DeVoe achieved a number of "firsts" for a Tennessee cage coach.

That first DeVoe team posted an overall record of 21-12 and a regular-season SEC mark of 12-6, good for the runner-up spot. That happened to be the season when the postseason conference tournament was revived after a 27-year hiatus, and when the Vols beat Kentucky 75-69 in the finals, it was the first conference tourney title for Tennessee since 1943. And since his team had swept the Wildcats in regular-season play, DeVoe became the first Vol skipper ever to beat the Wildcats three times in one campaign. The tourney championship also put the team in the NCAA playoffs, and when the Vols dusted off Eastern Kentucky 97-81 in the first round of play in Murfreesboro, Tenn., he became the first UT coach ever to record an NCAA Tournament victory. The Vols then lost in the second round to Notre Dame, but it had been a storybook maiden season for the tall man from the Buckeye state.



OUTLOOK

PLAYERS

STAFF

REVIEW

RESULTS

RECORDS

HONORS

POSTSEASON

VOLMANAC

MEDIA INFO





A three-time selection as the Southeastern Conference Coach of the Year, **Don DeVoe** led the Vols to nine postseason appearances in his 11 seasons in Knoxville.

The good times rolled on. With such standout performers as Carter, Howard Wood and All-American forward Dale Ellis leading the attack, DeVoe's first five teams all participated in NCAA tournament play, all of them winning first-round games before being later eliminated. The 1981 team advanced to the NCAA Tournament's Sweet Sixteen before being eliminated 62-48 by Virginia and college player of the year Ralph Sampson. The best of the lot, 1981-82, won the school's seventh SEC title and posted a 20-10 record. That team fell just shy of upsetting powerful Virginia, led by Sampson, in an NCAA second-round game at Indianapolis, Ind., losing 54-51.

The 1983-84 team went 21-14 overall and went three rounds deep into NIT tournament play, and the 1984-85 team went 22-15 and reached the NIT's semifinals before losing to Indiana at Madison Square Garden. But after seven postseason tourney appearances in as many seasons, the DeVoe program suddenly made a sharp downward turn with two consecutive losing seasons in 1985-86 and 1986-87. But there were still bright spots. Guard Tony White scored 51 points in a game against Auburn in 1987, bettering by one point an old school single-game scoring record set by Ron Widby against LSU 20 years earlier.

The 1987-88 team turned things around with a 16-13 record and an NIT appearance, and when the 1988-89 team went 19-11 to get the Volunteers back into the NCAA playoffs, the program seemed to be moving in the right direction. But an 84-68 loss to West Virginia at Greensboro, N.C., in the first round of play sealed DeVoe's doom. After an 11-year tenure that had produced a 204-137 record, one SEC championship, one SEC tourney title, six NCAA playoff appearances and three trips to the NIT, DeVoe resigned.

In a way, DeVoe was a victim of his own accomplishments. The rousing successes of his early years, combined with Mears' long run, had raised expectations among Tennessee basketball fans. Overflow crowds at Stokely Center had sparked a drive for a new facility, and in the 1987-88 season the Vols moved into one of the most palatial college basketball homes in the country. The \$30 million, 24,535-seat Thompson-Boling Arena and Assembly Center. It was named after philanthropist B. Ray Thompson and then-UT president Ed Boling, and it signaled the school's commitment to competitive excellence.

## Vols Open New Arena on River

No one ever thought the Tennessee Volunteers would outgrow Stokely Athletics Center. The 12,700-seat arena was gigantic compared to the previous basketball arenas that the Vols called home. But with a winning basketball team and loads of excitement surrounding the program, a new basketball arena was inevitable.

Work began to raise money for a new and larger basketball facility. There was one goal for the new arena - make it larger than any arena

in the SEC. In the early 1980s, Kentucky's Rupp Arena was tops in the SEC with its 23,000 seats. The big question was if an arena of that size would be large enough for the Vols. The demand for Tennessee basketball tickets was outrageous, and school officials were concerned.

The spark for the fire was an anonymous gift of \$5 million. That was followed by \$5 million in private UT donations, a \$7 million pledge from the state of Tennessee, \$10 million from Knox County and \$3 million in ticket and parking revenue. The ball was officially rolling.

Everything, however, came to a screeching halt after work on the arena had already begun. The Kansas contractor, who had obtained the contract with a bid of \$23 million, pulled out after multiple delays had pushed the completion date back several times. A Nashville contractor took over the responsibilities, and the new 24,535-seat arena was completed for the 1987-88 season.

It was discovered that B. Ray Thompson was the man responsible for the original donation for construction, and he was convinced to have his name attached to the new arena. However, the only way he would comply was if then-UT President Edward J. Boling's name was attached also. So, on Sept. 25, 1987, the new basketball facility was officially named the Thompson-Boling Assembly Center and Arena.

The largest on-campus basketball-only facility in the nation, Thompson-Boling Arena opened its doors to the Vols in good fashion when Tennessee beat Marquette 82-56 before 25,272 people. An arena-record crowd of 25,610 showed up Jan. 21, 1989, when UT hosted Kentucky.

## 1990s: Houston Sets UT Scoring Mark; Vols Return to NCAA Tournament

Ironically, UT's hoops fortunes slumped badly in these luxurious new surroundings. DeVoe's successor, Wade Houston, was never able to get the program rolling. Houston, an Alcoa, Tenn., native who had played at Louisville and served as an assistant coach there, was warmly welcomed in his pioneer role as UT's first black head coach. He was enormously popular on the personal level, but he was able to post only two winning records in five seasons, and after a 5-22 campaign in 1993-94, he was replaced by Kevin O'Neill.

Even so, the name Houston still stands tall in UT history. The coach's son, Allan Houston, rewrote the Volunteer scoring record book during his four years under his father's tutelage, 1989-93. A velvet-match guard, he zoomed past Grunfeld to set the school career mark with 2,801 points and also set records in single-season scoring, field goals and 3-point goals. The younger Houston led his dad's teams to NIT appearances in 1990 and 1992, both ventures ending in second-round losses.

Houston's successor, O'Neill, was a much fiercer sideline coach than his laid-back predecessor. O'Neill had enjoyed great success at Marquette, where he had won a reputation as a standout recruiter and defensive specialist. He took over the Vols program when its stock was at a very low ebb, and was not able to turn the program around in regard to wins and losses. Of his three Volunteer teams, only one, 1995-96, managed to break even during the regular season, 14-14, before suffering an NIT opening-round loss to the College of Charleston at Thompson-Boling Arena on a bitterly-cold March evening. But he did make headway in recruiting, and when he departed to take the head coaching job at Northwestern after the 1996-97 season, he left behind a healthy crop of young players.

Jerry Green's initial season of 20-9 in 1997-98 was the best for a first-year Volunteer cage coach since Emmett Lowery's 20-5 record in 1947-48. And it ended on a high note when the Vols won their way into the NCAA Tournament for the first time since 1989. Even an overtime loss to Illinois State at the Arco Arena in Sacramento, Calif., in the opening round could not rub the shine off Tennessee's best season in a decade. A South Carolina native who had a successful tenure as the head coach at Oregon and as Roy Williams' top assistant at Kansas, Green seemed to strike the right chord among players and fans alike with his down-home style. And his first-year success didn't end with the season. His signing of Cleveland, Tenn., high school superstar Vincent Yarbrough was perhaps Tennessee's greatest recruiting coup since Grunfeld and King.

Under Green's direction, Tennessee continued to achieve milestones for the program during the 1998-99 season in which the Vols went 21-9. The Vols returned to the NCAA Tournament, giving UT its first back-to-back bids since 1982-83, and won their first NCAA tourney game since 1983. The Vols won their last six SEC games, including a season-ending

showdown with Kentucky to win their first SEC Eastern Division crown since divisional play started in 1992. UT's 21 wins were the most for the Vols since 1985 and just one short of the school's single-season record. Tennessee's season sweep of arch-rivals Kentucky and Vanderbilt also were cause for celebration. The Vols' win at Lexington was the first at Rupp Arena in 20 years.

**Vols Run for 1991 SEC Tournament Title**

After enjoying peaks of success in the 1970s and '80s, the Tennessee Volunteers hit a treacherous valley in the early 1990s. Despite a tremendous scoring threat in Allan Houston (23.7 points) and a sharpshooter in Lang Wiseman (13.2 points), the Vols fell on hard times during the 1990-91 season.

Tennessee began the season red-hot, winning five of its first six games. However, the Vols would only win four more games the rest of the season. Losing streaks highlighted the schedule, as the Vols saw consecutive streaks hit three, four and five games, as well as a seven-game losing streak to end the regular season. Tennessee won four straight during the first six games but never could win back-to-back games again. Wins over Florida, No. 19 LSU and Vanderbilt gave the Vols a 3-15 record in the SEC and placed them in a tie for eighth heading into the SEC Tournament in Nashville.

In the first round, Tennessee avenged two close losses to Mississippi with a 94-85 win over the Rebels. It was an upset, but no one was searching for a Cinderella slipper until the Vols upset No. 18 Mississippi State 87-70 in the second round. An underrated Tennessee team was having its way with the conference's best teams, and the magic ride continued with an 85-65 thrashing of Georgia in the semifinals.

The same Tennessee team that had won only three conference games in the regular season had just won three consecutive conference games in three straight days. They were the talk of the tournament, and they were looking to write a happy ending to the fairy tale. The underdog Volunteers met No. 24 Alabama in the finals of the SEC Tournament, and the Crimson Tide washed away Tennessee's hopes of completing the dream with an 88-69 victory.

Tennessee ended the season with a 12-22 record in 1991. There wasn't much to cheer about other than an appearance in the conference tournament finals. But for three consecutive nights, the Vols were the Cinderella of the SEC Tournament, dreaming of an invitation to "The Big Dance."

**2000s:**

**Vols Start New Millennium with Regular Postseason Appearances**

UT continued its return to the national spotlight with the dawn of the new century. The Vols began the new millennium as a consistent name in

national polls and with a pair of trips to the NCAA Tournament.

The 2000 season was one of the most successful in school history, with the Vols winning a school-record 26 games and advancing to the Sweet 16 of the NCAA Tournament. UT won a share of its eighth SEC title and its second straight SEC Eastern Division crown. Not only did the Vols win 20 games for the third consecutive season, but they did so faster (23 games) than any other team in school history. They spent the entire season ranked in the top 25, reaching as high as No. 5, and finished the season ranked 11th in the final Associated Press poll.

The 2001 season saw the Vols ranked No. 9 in the Associated Press preseason poll, and they climbed as high as No. 4 during the year. The No. 4 ranking tied for the highest in school history. For the fourth straight year, the Vols won 20 games, finishing the season with a 22-11 record. At the end of the regular season, UT made its fourth trip to the NCAA Tournament in as many years, bowing to Charlotte in the first round.

Buzz Peterson was named the 16th head coach in school history on April 4, 2001, following the resignation of Jerry Green after the season. Peterson, who attended UT football games while growing up in Asheville, N.C., came to Knoxville after leading Tulsa to a 26-11 record and the NIT championship.

In his four seasons in Knoxville, Peterson led the Vols to a 61-59 overall record and appearances in the National Invitation Tournament in 2003 and 2004.

Ron Slay, who missed the second half of his junior season with a knee injury, returned to the Vol lineup in 2003 to lead the Southeastern Conference in scoring with 21.2 points per game and was named the league's Player of the Year.

In 2005, freshman guard Chris Lofton took the league by storm by making 93 3-pointers, the most-ever by a freshman in the Southeastern Conference. His 46.5 shooting from behind the 3-point arc led the SEC and ranked fourth nationally.

On March 28, 2005, Bruce Pearl took over the reins of the Tennessee program just days after leading UW-Milwaukee to the Sweet Sixteen of the NCAA Tournament.

Pearl made his presence felt in his first season in Knoxville, leading the Vols to the 2006 SEC Eastern Division championship with a 12-4 league record and a 22-8 overall mark. The Vols received a No. 2 seed in the NCAA Tournament, the highest seeding in school history.

After the season, the honors came rolling in. Pearl was named the Associated Press SEC Coach of the Year and also was a finalist for the Naismith Trophy Men's College Coach of the Year in addition to earning national coach of the year honors from *The Sporting News* and CBS Sportsline.com.

Lofton rewrote Tennessee's single-season record books in 2005-06 with his 3-point shooting on his way to earning consensus first-team All-SEC honors and several All-American awards. The sophomore broke school records for 3-pointers made (114), 3-pointers attempted (261) and

OUTLOOK

PLAYERS

STAFF

REVIEW

RESULTS

RECORDS

HONORS

POSTSEASON

VOLMANAC

MEDIA INFO



3-pointers per game (3.80 3pg). His 114 3-pointers in 2005-06 were the second-most in Southeastern Conference history.

Tennessee's second season under Pearl's guidance produced the second-most wins in school history and one of the most memorable NCAA Tournament runs in school history. The Vols completed the 2006-07 campaign with a 24-11 overall record, and their 10-6 SEC mark was tied for the second-best in the league. In the first round of the NCAA Tournament, the Vols tied a school scoring record in defeating Long Beach State 121-86. UT held on for a 77-74 win over Virginia in the second round before falling to eventual national runner-up Ohio State in the Sweet Sixteen.

Lofton was named the 2007 Associated Press SEC Player of the Year and was a consensus second-team All-America selection after leading the conference with 20.8 points and 3.42 3-pointers per game.

Pearl's third season in Knoxville produced a school-record for wins with a 31-5 overall mark, and the Vols won their first outright SEC title since 1967 with a 14-2 league record. Tennessee spent most of the season ranked in the top 10 and achieved the program's first No. 1 ranking after a 66-62 win at then-No. 1 Memphis in late February.

Tennessee advanced to the Sweet Sixteen of the NCAA Tournament for the second consecutive year with wins over American and Butler before falling to Louisville in the Regional Semifinals.

Lofton earned second-team All-American honors for the third time in his career. He finished his career with 2,131 points, and his 431 3-pointers were the most in SEC history and ranked third all-time in the NCAA. Tyler Smith joined Lofton in garnering first-team All-SEC honors, and JaJuan Smith was a second-team pick. Bruce Pearl was named SEC Coach of the Year and was honored as national coach of the year by the Adolph Rupp Cup.

In 2008-09, Pearl again led the Vols to an SEC Eastern Division title, a 20-win season and a berth in the NCAA Tournament. The Big Orange finished the year 21-13 (10-6 SEC) and became the first program in SEC history to finish ahead of Kentucky in the league standings for four straight seasons.

## Chris Lofton Wins His Biggest Battle

Chris Lofton beat everything thrown his way during his four-year career at Tennessee, and he often did it with people lining up to tell him he couldn't.

But the toughest battle he faced at Tennessee was not resurrecting the basketball program or quieting the doubters who thought he couldn't be a producer on a major Division I basketball team.

It was something much worse, much more vicious and much more devastating than any challenge the simple game of basketball can provide.

It was cancer.

And in true Lofton fashion, he beat it.

It was already a bad night when Lofton and his parents were taken into a San Antonio hotel room mere hours after the Vols had fallen to Ohio State in the Sweet 16 in 2007. In the room, Lofton was told that one of the randomly-administered NCAA drug tests had come back positive.

The test had come back showing high levels of beta hCG. It could mean Lofton was using steroids, or it could be an early warning sign of cancer.

It was the latter, and six days after the Ohio State game, Lofton had surgery to remove a cancerous tumor.

He began radiation treatments on April 25, 2007, that left him cancer-free, but they also drained 15 pounds of muscle off his body and put him far behind the curve in getting ready for his senior season.

Lofton was not going to let cancer stand in the way of his senior year, a season that was predicted to be one of the best in school history as he turned down an opportunity to redshirt.

The season turned out to be everything hoped for. UT achieved its first No. 1 ranking in history, had a school-record 31 wins and won the SEC title.

But the face of the team was not producing on the levels people had expected. Lofton's face had adorned the cover of *Sports Illustrated*, but he was not putting up numbers to match his junior campaign, during which he was named SEC Player of the Year after averaging 20.8 ppg.

Lofton started the season shooting just 34 percent from the field and had everyone questioning if something was wrong with him.

It turns out the only thing that matched Lofton's work ethic was his ability to keep a secret. The select group of people who knew about his cancer didn't include any teammates.

"I wanted to deal with it on my terms," Lofton said. "I didn't want it to be a distraction for our team. I knew if it came out, everything would change. I didn't want it that way."

So Lofton quietly led his team, with a 15.9-point average, to another Sweet Sixteen appearance. In doing so, he shot 49 percent from 3-point range the rest of the regular season, returning to the Lofton every SEC opponent had feared from previous encounters.

He finished his career with an SEC-record 431 3-pointers made and was fourth on UT's all-time scoring list with 2,131 career points. But he will forever mean more to UT than simply numbers.

"You look at what he has gone through ..." head coach Bruce Pearl said. "He's still going to be remembered as one of the best players to wear orange.

"I was privileged to coach him."

## 2010s: Transition on Rocky Top; Pearl, Martin, Tyndall Precede Barnes

In terms of NCAA Tournament success, the 2009-10 season was the best in Tennessee's storied history, as the Volunteers fell just one-point shy of the Final Four.

After coach Bruce Pearl led the Vols to an 11-5 conference record and a third-place finish in the SEC Eastern Division, Tennessee began its NCAA Tournament journey in Providence, R.I. Led by seniors Wayne Chism, Bobby Maze, J.P. Prince and Brian Williams, the sixth-seeded Vols defeated San Diego State and then Ohio University to advance to the Sweet Sixteen for the third time in the Pearl era.

The Edward Jones Dome in Kansas City, Mo., was UT's next tournament stop. And a 76-73 come-from-behind victory over No. 2-seeded Ohio State and National Player of the Year Evan Turner lifted Tennessee into the Elite Eight for the first time in school history.

Two days later, the Midwest Regional Final saw UT tip off against fifth-seeded Michigan State. After surviving a 14-1 Spartans run and charging back from an eight-point deficit in the second half, Tennessee forged a 69-69 tie with 11 seconds left. But MSU's Raymar Morgan made the game-winning free throw to end the Vols' season at 28-9.

## Pearl Era Ends After Six Seasons

The 2010-11 season saw Tennessee make its sixth consecutive NCAA Tournament appearance, but the entire year was clouded by an ongoing NCAA investigation.

Head coach Bruce Pearl had provided the NCAA with "false and misleading information" in the course of its official inquiry prior to the season, and Southeastern Conference commissioner Mike Slive had suspended Pearl for Tennessee's first eight regular-season SEC games (associate head coach Tony Jones led the Vols to a 5-3 mark during that span).

After a disappointing and lopsided loss to Michigan in the NCAA Tournament's round of 64, UT athletics director Mike Hamilton relieved Pearl and his staff of their duties on March 21, 2011.

Pearl was later given a three-year "show cause" penalty by the NCAA, while each of his full-time assistant coaches received a one-year penalty.

Tennessee under Pearl averaged more than 24 wins per season, earned the nation's No. 1 ranking for the first time in program history, boasted an average year-end RPI of 17.2 and never failed to make the NCAA Tournament — tying a school-record with six consecutive berths in the Big Dance.

## Martin Maintains UT's Winning Ways

On March 28, 2011, Tennessee named Cuonzo Martin the 18th head coach in program history.

The East St. Louis, Ill., native starred at Purdue under legendary coach Gene Keady before being selected in the 1995 NBA Draft.

Martin's arrival at UT was preceded by three successful seasons as head coach at Missouri State (2009-11).

In his first year with the Vols, the Big Orange were picked in the preseason to finish 11th in the then-12-team SEC. But Martin led Tennessee to a 10-6 conference record and a second-place SEC finish.

The 2012-13 season saw Martin lead Tennessee to 20 wins, as well as victories in each of the team's final nine regular-season games (for the second straight year).

Martin also joined Jerry Green and Bruce Pearl as the only UT head coaches to lead the Vols to victories over at least three AP Top-25 teams in each of their first two seasons on Rocky Top. Those triumphs included wins over Wichita State, eighth-ranked Florida and a 30-point victory over Kentucky that marked UT's largest-ever margin of victory against



Left to right: **Grant Williams**, **Rick Barnes** and **Admiral Schofield** speak with media following Tennessee's 76-73 upset win over top-ranked Gonzaga at the Jerry Colangelo Classic in Phoenix, Arizona, on Dec. 9, 2018. It was UT's fifth all-time victory over an opponent ranked No. 1 in the AP poll.

the Wildcats.

In Martin's third and final season at Tennessee, the Vols totaled 24 wins, earned the program's first NCAA Tournament berth since 2011 and advanced all the way from the "First Four" in Dayton to the Sweet Sixteen.

That team was led by seniors Jeronne Maymon, Jordan McRae and Antonio Barton as well as junior Jarnell Stokes. McRae and Stokes both were selected in the 2014 NBA Draft after the season, while Maymon and Barton each signed professional basketball contracts overseas.

Martin accepted the head coaching position at Cal in April 2014 and was replaced at Tennessee by Southern Miss head coach Donnie Tyndall later that month.

### Tyndall's Short Stay Sets Stage for Barnes Era

Tyndall's 2014-15 Tennessee squad was among the youngest and least experienced in the nation — boasting only four returning scholarship players and just one player who had ever scored in double figures in an SEC game. Due to injuries, the Vols entered SEC play with just nine healthy scholarship players.

Despite its challenges, that team finished 16-16 overall, and its 10th place SEC finish was three spots better than where the team was picked to finish in the preseason. Senior guard Josh Richardson earned first-team All-SEC honors from both the Associated Press and the league's head coaches before being drafted 40th overall by the Miami Heat.

After just one season, Tennessee terminated Tyndall's contract due to indiscretions he committed at his previous institution, Southern Miss.

Following Tyndall's departure, Tennessee Director of Athletics Dave Hart and his top aide, Jon Gilbert, wasted no time in reaching out to Final Four head coach Rick Barnes, whose job security at Texas was surprisingly tenuous after 17 highly successful seasons leading the Longhorns to never-before-seen heights.

The Tennessee job was vacant for only three full days before Hart introduced Barnes as the Volunteers' 20th head coach on March 31, 2015.

Barnes and his staff led the Big Orange to a 31-35 record over his first two seasons, but the culture they sought to establish was developing steadily. Tennessee's 2016-17 freshmen became highest-scoring freshman class in school history (1,140 points) and accounted for close to half of the team's statistical production.

The following season, which was preceded by a summer exhibition tour of Spain and France—boosting both chemistry and culture—Barnes guided Tennessee to the fourth-most wins in program history, as the team finished 26-9. Picked in the preseason to finish 13th in the SEC, the Vols

shocked all outsiders by winning the regular-season SEC Championship, advancing to the SEC Tournament Championship Game and earning a No. 3 seed in the NCAA Tournament. Tennessee spent 14 consecutive weeks ranked in the AP top 25, climbing as high as No. 13. Barnes was named SEC Coach of the Year, sophomore forward Grant Williams was the SEC Player of the Year, junior wing Admiral Schofield was a second-team All-SEC selection and also made the SEC All-Tournament Team, and sophomore guard Lamonté Turner earned SEC Co-Sixth Man of the Year honors.

The 2018-19 Volunteers went down as one of the most beloved teams in program history, authoring one of UT's greatest seasons as the Big Orange tied the school record for wins, finishing 31-6 (15-3 SEC). National Coach of the Year Rick Barnes guided Tennessee to a school-record 19-game win streak, a perfect 18-0 record at Thompson-Boling Arena and a program-record-tying three wins over teams with a top-five ranking. The Vols also spent the entire season—wire-to-wire—ranked in the top 10, including four weeks atop both major polls. Williams earned consensus first-team All-America acclaim and was the first SEC player since 1996 to be named SEC Player of the Year in back-to-back seasons. Schofield was a first-team All-SEC performer, and junior point guard Jordan Bone was a second-team honoree. The Vols earned a No. 2 seed in the NCAA Tournament and reached the Sweet Sixteen, where they suffered an overtime loss to Purdue.

Williams, Schofield and Bone all were selected in the 2019 NBA Draft after leading Tennessee to 57 wins over their final two seasons on Rocky Top. The trio said goodbye to Knoxville with Tennessee in possession of a 26-game home winning streak and laid a foundation that set the program on an exciting upward trajectory.

*The late Ben Byrd is the former sports editor of the Knoxville Journal. He covered Tennessee basketball for more than 50 years. Additional content has been provided by Josh Pate, Craig Hammel and the UT Media Relations staff.*

OUTLOOK

PLAYERS

STAFF

REVIEW

RESULTS

RECORDS

HONORS

POSTSEASON

VOLMANAC

MEDIA INFO



# HEAD COACHING HISTORY



**Zora Clevenger**  
1911-16

A football coach by trade, Zora Clevenger was one of the first coaches in school history to simultaneously hold the head coaching jobs for the basketball and football teams. In five seasons as the basketball coach, he led the Vols to a 50-14 record. The 1904 Indiana University graduate's winning percentage of .781 still rates as the best in Tennessee history. On the gridiron, he recorded a 26-15 record in five seasons and led the Vols to the 1914 SIAA championship.

The Muncie, Ind., native got his coaching start at his alma mater in 1905 with a 5-12 record. A year later he led the Hoosier cagers to a 7-9 mark. Later, Clevenger coached four seasons (1917-20) at Kansas State Agricultural College, where he posted a 54-16 record on the hardwood. Following administrative positions at the University of Missouri and Nebraska Wesleyan, Clevenger returned to Indiana where he was named the director of athletics. In 1968 he was inducted into the College Football Hall of Fame as a hallback.



**Blair Gullion**  
1935-38

Considered one of the nation's top basketball tacticians, Blair Gullion (pronounced: GULL-yin) took over the Vols before the 1935-36 season and promptly won the school's first SEC championship in any sport. The first full-time basketball coach in school history, Gullion posted a 47-19 (.712) record in his three seasons in Knoxville.

A precise tactician who had written numerous textbooks on the game, Gullion ran a tightly patterned, multiple-screening offense that caused defenses to get lost. Described by one of his star players, Floyd "Biggy" Marshall, as a person who "lived, dreamed, ate and slept basketball," Gullion gave the Vols their first glimpse of national basketball prominence. Two times he led the Vols to the SEC championship game, winning it in 1936. Under his tutelage, Harry Anderson became the school's first All-American in 1936.

Just weeks prior to the 1938-39 season, Gullion abruptly left for Cornell where he stayed for several years. He also coached at Washington University at St. Louis and the University of Connecticut before retiring.



**John Mauer**  
1938-47

After Blair Gullion departed with such short notice before the 1938-39 season, John Mauer was tabbed by Major Robert Neyland as the man to take over for the popular Gullion.

Prior to coming to Tennessee, the Aurora, Ill., native proved himself as an athlete when he was named the Outstanding Athlete and Scholar in the Big Ten Conference while competing for Illinois. A college roommate of Harold "Red" Grange, Mauer was one of the first college basketball players to use the "one-hand" shot.

After college, he began his coaching career at Kentucky, where he preceded Adolph Rupp, and posted a 40-14 record in three years. In the early 1930s, he moved to Miami of Ohio, where he coached with Paul Brown and Weeb Ewbank on the gridiron and directed the Miami cagers for eight seasons.

After a shaky start in his first season, Mauer cemented his place in the hearts of Tennessee fans with a 30-29 win over Kentucky in Lexington. The Vols went on to a 14-7 overall record and a 6-5 mark in the SEC in 1939. Two years later, Mauer led UT to the first of two SEC championships over a three-year period with a 36-33 win over Kentucky in the SEC championship game.

In his eight seasons at Tennessee, Mauer recorded a 127-41 record. In addition to his duties with the Vol cagers, Mauer also served as an assistant football coach to Neyland and was the head baseball coach. On the gridiron, he helped lead the Vols to three SEC titles and the 1940 national championship.



**Emmett Lowery**  
1947-59

An All-American guard as a player for coach Ward Lambert at Purdue in the early 1930s, Emmett Lowery brought that same success to Tennessee. A college teammate of John Wooden, Lowery brought a tightly-patterned, fast-break offense and man-to-man defense to Knoxville. In fact, he could often be heard yelling "Pass and cut, pass and cut," from the sidelines.

Other coaches in the Southeastern Conference took notice of Lowery's mastery of the fast-breaking offense. "The Tennessee fast break under Lowery was the best I've ever seen," famed Auburn mentor Joel Eaves said. "It was beautifully patterned, beautifully executed."

In his first season at Tennessee, the gentlemanly Lowery brought the Vols their first 20-win season in school history when UT posted a 20-5 overall mark. Over a 12-year career at Tennessee, Lowery was 169-110 before leaving to pursue business opportunities in Florida. On Jan. 14, 1950, he directed the Vols to a stunning 66-53 win over Kentucky, ending the Wildcats' 44-game conference winning streak that stretched more than five years.

In a time when many SEC schools were building newer and bigger arenas, Lowery saw Tennessee take the first steps towards building a new facility. In Lowery's final season, Tennessee moved out of the smaller Alumni Memorial Gymnasium and into the 7,500-seat Armory-Fieldhouse. Opening night in the new facility went down to the wire, with Vols guard Kenny Coulter hitting a last-second shot to defeat a strong Wyoming team 72-71.



**John Sines**  
1959-62

After eight years on the bench as an assistant coach to Emmett Lowery, John Sines became the first, and still the only, assistant to be promoted to head coach at Tennessee.

Like his predecessor on the UT bench, Sines was a product of Ward Lambert's Purdue teams from the 1930s. A captain of the Boilermakers' 1938 Big Ten championship team, Sines went on to play in the National Basketball League. A forward for the Indianapolis franchise, Sines was named to the 1940 NBL All-Star Team.

His first Tennessee squad returned only Dalen Showalter from the previous year's starting lineup but finished the season 12-11. That first season was capped off with a 65-63 win at Kentucky, the Vols' first win in Lexington since 1939.

His second season was marred by eight losses by five points or less as the Vols dropped to a 10-15 record. Sines, whose Vols were rocked by scandal following the 1961 season, resigned one year later after posting a 4-19 record in 1961-62.

Although the finish of Sines' career at UT may have been disappointing, he left the school with one of best recruiting classes in its history. A.W. Davis and Bobby Hogsett spent the 1961-62 season on a freshman team that regularly defeated the varsity in practice.



**Ray Mears**  
1962-77

A showman comparable to the legendary P.T. Barnum, Ray Mears was also one of the top college basketball coaches in his era.

Mears came to Tennessee in the spring of 1962 following a successful stint at Wittenberg University in Springfield, Ohio, where he had a 114-22 record and won the 1961 NCAA college division championship.

Mears took just one season to reverse Tennessee's fortunes. Inheriting a team that won just four games the previous year, the Vols won 13 Mears' first year and were recording 20-win seasons within three years.

His 21-year career record of 399-135 (.747) ranked second in the nation among active coaches at the time of his retirement. In his 15 seasons at Tennessee, Mears recorded a 278-112 (.713) record. During his time in Knoxville, the Vols won 20 or more games seven times, finished third or better in the SEC in 13 of his 15 seasons and won three

SEC championships (1967, 1972 and 1977).

Under Mears' direction, Tennessee made seven postseason appearances. The Vols made three NCAA Tournament appearances, two National Invitation Tournament showings and participated in the now-discontinued Collegiate Commissioners Association meet.

Nine of his players went on to earn All-American honors, including three-time first-team All-American Bernard King and two-time first-team pick Ernie Grunfeld, perhaps the most famous duo in Tennessee history. The two-time Southeastern Conference Coach of the Year (1967 and 1977) saw one of his pupils named the SEC Player of the Year four times.

Mears was the ultimate showman. Not only did his teams provide plenty of excitement on the court, but there also was plenty of excitement around the game. Just before tipoff of games, he would have his team run through a giant wooden "T" onto the court. When the starting lineups were introduced, Tennessee was one of the first schools to have the lights in the arena dimmed and a spotlight placed on the Vol player. The pregame warmups featured Harlem Globetrotter hi-jinks, including an orange and white ball during passing drills. Additionally, Mears had a student dressed in a bear costume ride a unicycle and perform a pregame act to help create a festive atmosphere at the games.

A disciplinarian and stern taskmaster who also was the consummate entertainer, Mears was a study in contrasts. While he studied statistics, poring over diagrams while plotting strategy like a military general planning an attack, Mears also created an exciting environment at games that left Tennessee fans thirsting for more.

Mears was sidelined for the 1977-78 season and decided to retire from active coaching. During his absence, assistant coach Cliff Wettig stepped up as acting head coach for that season.

Mears passed away on June 11, 2007.



**Wade Houston**

1989-94

Denny Crum's top assistant coach at Louisville for 13 seasons, Wade Houston was named the 13th coach in Tennessee history prior to the 1989-90 campaign.

Houston, who grew up in Alcoa, Tenn., just 14 miles south of the Tennessee campus, helped Crum direct Louisville to 11 NCAA Tournaments, four Final Fours and two (1980 and 1986) national championships.

Houston's first season at Tennessee presented the challenge of replacing all five starters from a team that had gone 19-11 and received an invitation to the NCAA Tournament. In that rookie campaign, the Vols fashioned an impressive 16-14 record and appeared in the National Invitation Tournament.

In 1991, the Vols struggled to a 12-22 record but made an improbable run through the Southeastern Conference Tournament in Nashville. Drawing the ninth seed in the tournament, the Vols defeated Mississippi in the first round before upsetting top-seeded Mississippi State in the second round. After beating Georgia in the semifinals, an exhausted UT squad fell to Alabama in the championship game.

The 1992 season saw the Vols rebound to go 19-15, finish third in the Southeastern Conference and advance to the National Invitation Tournament. The next season, Houston's son, Allan, became the school's all-time leading scorer with 2,801 career points and was the 11th overall pick in the NBA Draft by the Detroit Pistons.

In his five seasons at Tennessee, Houston recorded a 65-90 record while leading the Vols to two appearances in postseason tournaments. He resigned his position late in the 1994 season.

On March 1, 2019, Tennessee head coach Rick Barnes announced the creation of the Wade Houston Leadership Award, presented annually after the season to the team member who best exemplified leadership, a team-first approach and exemplary work ethic.



**Kevin O'Neill**

1994-97

Tennessee basketball fans got a preview of the 14th coach in school history when Kevin O'Neill brought his Marquette squad to Knoxville to battle Duke in the Sweet Sixteen of the NCAA Tournament. After leading at halftime, Marquette fell to the eventual national runner-up, but made a lasting impression on Vol fans.

The high-energy O'Neill, whose wit, candor and basketball insight captivated fans around the Southeast, was charged with restoring the Vols to national prominence. With a legendary work ethic, O'Neill hit the recruiting trail to fill the Vols' roster with top players. One of his first recruiting scores came when Nashville's Brandon Wharton turned down several football scholarship offers to ink with the Vols prior to the 1995-96 season. Then, during the summer of 1995, McDonald's All-American Charles Hathaway committed to play for O'Neill's Vols. That commitment laid the groundwork for another prep All-American, C.J. Black, and eventually Isaiah Victor.

On the court, O'Neill's Vols used a stifling defense to frustrate opponents. In his three seasons at Tennessee, O'Neill recorded a 36-47 record and directed the Vols to an appearance in the 1996 National Invitation Tournament. Although he didn't get to enjoy the full fruits of his recruiting success before bolting to take a job at Northwestern following the 1996-97 season, O'Neill laid the groundwork to return Tennessee to the national power it was two decades earlier under Ray Mears.

After three seasons at Northwestern, O'Neill spent time as an NBA assistant coach. His post-Northwestern head-coaching stints included tenures with the NBA's Toronto Raptors (2003-04), the University of Arizona (interim coach in 2007-08) and University of Southern California (2009-13).



**Don DeVoe**

1978-89

When Tennessee began its search for a replacement for Ray Mears, Don DeVoe's name was one of the first to be mentioned.

A successful mentor at Virginia Tech, where he won an NIT championship, and at Wyoming where he quickly turned the Cowboys into one of the top Western Athletic Conference teams, DeVoe was given the task of keeping Tennessee as one of the top teams in the Southeastern Conference.

A 1964 graduate of Ohio State, DeVoe was a member of OSU's 1962 squad that featured Jerry Lucas and John Havlicek and finished runner-up in the NCAA Tournament. He later served as an assistant coach to Bobby Knight at Army. It was there that DeVoe learned the nuances of the sticky man-to-man defense that he became known for throughout his career.

DeVoe's first season at Tennessee was met with instant success. Taking a team that had struggled to an 11-16 record in 1977-78, he directed the Vols to a 21-12 record, an SEC Tournament championship and an appearance in the Sweet Sixteen in the NCAA Tournament.

Behind SEC Player of the Year Dale Ellis, DeVoe's 1981-82 squad was one of his best in Knoxville. The Vols tied with Kentucky for the SEC championship on their way to a 20-10 record and yet another NCAA Tournament appearance.

A three-time selection as the Southeastern Conference Coach of the Year, DeVoe led the Vols to nine postseason appearances in his 11 seasons in Knoxville. UT's streak of five consecutive NCAA Tournaments (1979-83) was tied for the best in school history at that time. The second-winningest coach in UT history, DeVoe's 204-137 record trails only Ray Mears' 278 wins.

DeVoe left Tennessee following the 1988-89 season and spent the next campaign as an interim coach at Florida. There, he led the Gators to a 7-21 record. After taking over the helm of Navy's basketball program in 1992, DeVoe won his 500th career game during the 2002-03 season.

He retired from coaching following the 2003-04 campaign.





**Jerry Green**  
1997-2001

Jerry Green came to Tennessee prior to the 1997-98 season fresh from resurrecting a floundering Oregon program and taking the Ducks to NCAA and NIT tournament berths. In his four seasons in Knoxville, he achieved the same level of success, and then some, with the Vols.

Green's first Tennessee squad in 1997-98 achieved the 20-victory plateau, his second won the Eastern Division championship of the Southeastern Conference and his third earned a share of the regular-season SEC crown.

His fourth year at Tennessee saw the Vols win 20 games for the fourth consecutive season and advance to the NCAA Tournament for the fourth time in as many years.

In four seasons at the helm of the Tennessee program, the former University of Kansas assistant coach directed the Vols to an 89-36 (.712) overall record and a 41-23 (.641) mark in SEC games. While Tennessee's school record for most wins in a season when he came to Knoxville was 22 (1985 and 1977), Green averaged 22.3 wins per year at UT.

For his efforts in guiding Tennessee to the most wins (26) in school history in 2000 and gaining a share of the SEC title for the first time since 1982, Green was named National Coach of the Year by CBS.Sportsline.com. He also was named the District VII Coach of the Year by the National Association of Basketball Coaches.

Green's memorable achievements during his reign at UT include leading the Vols to their third-ever Sweet Sixteen appearance, guiding his teams to two straight SEC Eastern Division titles, back-to-back 12-win SEC campaigns, a school-record six-game SEC road winning streak, four consecutive 20-win seasons and four straight NCAA Tournament bids.



**Buzz Peterson**  
2001-05

A native of Asheville, N.C., whose father was a graduate of the University of Tennessee, Buzz Peterson grew up attending Vols athletic events.

Selected the North Carolina high school player of the year over Michael Jordan, he later teamed with Jordan to help lead North Carolina to the 1982 NCAA championship.

After learning the game under coaching legends such as Dean Smith, Bill Guthridge, Eddie Fogler and Roy Williams, Peterson embarked on a successful coaching career that included stops at Appalachian State, East Tennessee State, NC State and Vanderbilt before landing his first head-coaching gig at Appalachian State. After leading the Mountaineers to three Southern Conference division championships in four seasons, he moved to Tulsa where he directed the Golden Hurricane to the 2001 National Invitation Tournament title.

In four seasons at Tennessee, Peterson led the Vols to postseason appearances in 2003 and 2004 while posting a 61-59 record. In 2003 he directed the Vols to their first win over an opponent ranked in the top five in more than a decade when UT defeated fourth-ranked Florida 66-59. Several of his players earned regional and national honors under his tutelage. Ron Slay was named the SEC Player of the Year in 2003 after leading the league with 21.2 points per game. Two Vols were selected in the 2002 NBA Draft, including lottery pick Marcus Haislip.

Peterson went on to serve as head coach at Coastal Carolina (2005-07), Appalachian State (2009-10) and UNC Wilmington (2010-14).



**Bruce Pearl**  
2005-11

Having arrived on Rocky Top following successful head coaching stints at Division II Southern Indiana (1992-2001) and Wisconsin-Milwaukee (2001-05), Bruce Pearl presided over the most successful six-year period in the storied history of Tennessee basketball.

With the longtime Dr. Tom Davis pupil patrolling the bench, the Volunteers pushed aside perennial powerhouses Kentucky and Florida while asserting themselves as the SEC's winningest program during his tenure.

Tennessee under Pearl averaged more than 24 wins per season, earned the nation's No. 1 ranking for the first time in program history, boasted an average year-end RPI of 17.2 and never failed to make the

NCAA Tournament—tying a school-record with six consecutive berths in the Big Dance.

In SEC annals, Pearl's 145 victories rank 31st all-time, while his .704 win percentage stands as the ninth-best in league history. Such dominant success within one of the nation's premier college basketball conference also yielded three SEC Eastern Division titles and the 2008 regular-season SEC championship.

With Pearl at the helm, Tennessee had a record of .500 or better against 10 of its 11 SEC rivals, and UT's 65 regular-season SEC wins from 2006-11 led the league.

Tennessee ranked in the top five nationally in average home attendance in each of Pearl's six seasons, and he also lured a pair of top-10 recruiting classes to UT.

The Vols under Pearl sought out non-conference matchups with the most prominent teams and players on the collegiate landscape. During his time in Knoxville, the Vols defeated Kevin Durant and Texas, Derrick Rose and Memphis, Greg Monroe and Georgetown, Matt Bouldin and Gonzaga, Sherron Collins and Luke Aldrich of Kansas and Ohio State with National Player of the Year Evan Turner. That's in addition to logging SEC wins against future NBA standouts such as John Wall, Ronnie Brewer, Glen Davis, Al Horford and Rajon Rondo.

Twice in the Sharon, Mass., native's last four years as coach, UT landed in the top 10 in the *final* national rankings, with a high of No. 5 after logging a school-record 31 wins in 2007-08.

Pearl now is in his sixth season as head coach at Auburn.



**Cuonzo Martin**  
2011-14

Cuonzo Martin led the Volunteers to a 63-41 record during his three years guiding the UT program.

The East St. Louis, Ill., native starred at Purdue under legendary coach Gene Keedy before being selected in the 1995 NBA Draft.

Martin's arrival at UT was preceded by three successful seasons as head coach at Missouri

State (2009-11).

In his first year with the Vols, the Big Orange were picked in the preseason to finish 11th in the then-12-team SEC. But Martin led Tennessee to a 10-6 conference record and a second-place SEC finish.

The 2012-13 season saw Martin lead Tennessee to 20 wins, as well as victories in each of the team's final nine regular-season games (for the second straight year).

Martin also joined Jerry Green and Bruce Pearl as the only UT head coaches to lead the Vols to victories over at least three AP Top-25 teams in each of their first two seasons on Rocky Top. Those triumphs included wins over Wichita State, eighth-ranked Florida and a 30-point victory over Kentucky that marked UT's largest-ever margin of victory against the Wildcats.

In Martin's third and final season at Tennessee, the Volunteers totaled 24 wins, earned the program's first NCAA Tournament berth since 2011 and advanced all the way from the "First Four" in Dayton to the Sweet Sixteen.

He accepted the head coaching position at Cal in April 2014. After three seasons with the Golden Bears, he was named head coach at Missouri in March 2017.



**Donnie Tyndall**  
2014-15

After averaging more than 21 wins during his eight-year head coaching career—including an unprecedented 56-17, championship-winning two-year run at Southern Miss—Donnie Tyndall was tabbed to lead the Tennessee program on April 22, 2014.

Tyndall's lone Tennessee squad was among the youngest and least experienced in the nation—boasting only four returning scholarship players and just one player who had ever scored in double figures in an SEC game. Due to injuries, the Vols entered SEC play with just nine healthy scholarship players.

Despite its challenges, that 2014-15 Tennessee team finished 16-16 overall, and its 10th place SEC finish was three spots better than where the team was picked to finish in the preseason. The Vols defeated a pair of top-20 opponents in No. 15 Butler and No. 19 Arkansas, and senior point guard Josh Richardson earned first-team All-SEC honors from both



the Associated Press and the league's head coaches and was selected 40th overall by the Miami Heat in the 2015 NBA Draft.

Tyndall was later an assistant coach with Raptors 905 and the Grand Rapids Drive of the NBA G League before being named head coach of the Drive in July of 2019.



**Rick Barnes**  
2015-Present

Rick Barnes, the most decorated and accomplished head coach in school history, was handed the reins to the men's basketball program on March 31, 2015.

Barnes' first Tennessee squad featured a roster with an average height of 6-4, and the Vols lost their leading scorer, senior point guard Kevin Punter Jr., to injury in mid February. Despite those challenges, Barnes guided the 2015-16 Volunteers to 15 wins and impressive victories over rivals Florida, Kentucky and Vanderbilt.

In 2016-17, Barnes took another undersized roster that featured only three upperclassmen and exceeded preseason expectations, as well as the previous year's overall and SEC win totals.

He led the Vols to an SEC Championship in just his third year at the helm. Tennessee was picked to finish 13th in the 14-team SEC prior to the 2017-18 campaign, but Barnes and his staff not only guided the Big Orange to the conference crown, but also to the title game of the SEC Tournament, a No. 3 seed in the NCAA Tournament and a 26-9 record (third-most wins in program history). Barnes was named the 2018 SEC Coach of the Year and was runner-up for Naismith College Coach of the Year.

Barnes finally captured that Naismith College Coach of the Year Award after guiding Tennessee to a school-record-tying 31 wins and a Sweet Sixteen appearance in 2018-19. The Vols also authored a program-record 19-game win streak, logged three wins over top-five opponents and spent a month ranked atop both major Top 25 polls.

Tennessee spent the entire 2018-19 season ranked in the top 10 and earned a year-end ranking of No. 5 in the coaches' poll. That team set single-season school records for assists and blocks and was the first UT team to score more than 3,000 points.

Barnes coached power forward Grant Williams to unanimous consensus first-team All-America honors in 2019 and became the first player since 1995 to be named SEC Player of the Year in back-to-back seasons.



**Bill Gibbs**  
Assistant Coach, 1962-64

When Ray Mears was named the head coach at Tennessee in the spring of 1962, he quickly tabbed Bill Gibbs, who was then coaching at Fairborn (Ohio) High School, as his assistant coach.

Early in their first season at UT, when Mears fell ill with physical and emotional exhaustion, it was Gibbs whom acting athletic director Bowden Wyatt asked to fill in.


After starting league play with two losses in their first three SEC games, things were not looking good for the Vols, as they had to travel to league-power Kentucky. Behind All-American Cotton Nash, the Wildcats raced to a 15-point lead, but the Vols rallied behind Tommy Wilson's 28 points for a 78-69 upset.

The Vols struggled for consistency during the 1962-63 season but managed some big wins under Gibbs. UT also knocked off league-leader and ninth-ranked Auburn, and then completed the season sweep of Kentucky with a 63-55 win in Knoxville.

Mears returned for the 1963-64 season, and Gibbs went back to his role as assistant after building a reputation as one of the bright young coaches in the field.

Gibbs, in his second season at Tennessee, had just finished giving the scouting report for the Vols' game at Florida on the morning of Feb. 3, 1964, when he boarded a plane for another scouting assignment against Auburn. The small commuter plane bound for Jacksonville, Fla., crashed shortly after takeoff, killing Gibbs and the eight others aboard.

His name lived on for several decades at the University of Tennessee, where one of the dormitories that was used by several student-athletes, Gibbs Hall, bore his name. The building was finally razed in 2014 to make room for a new, more modern facility (Stokely Hall opened in Jan. 2017).



The 1924-25 Tennessee Volunteers

### 1903

Basketball first appeared on campus when students organized the first class teams and battled for the school championship.

### 1907-08

Nathan Dougherty captained a squad composed of Howard Sandberg, L.W. McCowan, M.G. Smith, Solon Kipp, Benton White and manager Clarence Daniels in its first varsity basketball game, a 10-20 loss at the Asheville YMCA on Jan. 22, 1908. Five days later, UT earned its first victory, a 55-16 win over TSD.

### 1909-10

The first varsity basketball game was played at Knoxville when the Vols hosted Central University of Kentucky at Danville at the University YMCA on Dec. 16, 1909.

### 1913-14

Lum Reeder, considered to be the first star player at Tennessee, scored 41 points in a 49-16 win over Maryville College on Jan. 17, 1914. Reeder, who was one of the first players to use a one-handed jump shot, scored 27 points in his first game at UT as a freshman in 1913-14.

### 1920-21

In February of 1921, Tennessee joined the Southern Intercollegiate Athletic Conference as a charter member.

### 1922-23

Tennessee got its first on-campus facility when Jefferson Hall was built at the corner of Cumberland and 15th.

### 1929-30

Maurice Corbitt and Bobby Dodd became Tennessee's first all-conference selections when they were named to the first and second team All-Southern Conference Tournament squads, respectively.

### 1932-33

In December 1932, 13 members of the Southern Conference joined to form the Southeastern Conference. The Vols also got new digs when Alumni Memorial Gym opened on the southern slopes of The Hill, just north of the football stadium.

### 1935-36

With wins over Auburn and Kentucky in the first two rounds, Harry Anderson led the Vols to a 29-25 win over Alabama in the championship game of the SEC Tournament to give the Vols their first conference championship. Anderson became UT's first All-America selection when Converse made him a first-team pick.

### 1939-40

Bernie Mehen became Tennessee's second first-team All-American.

### 1940-41

Gilbert Huffman earned first team All-America honors while leading the Vols to their second SEC championship. Along the way, UT defeated top-ranked Long Island University 36-33 at the Sugar Bowl Classic in New Orleans. The win ended LIU's 23-game winning streak.

### 1942-43

John Mauer's Vols won their second SEC championship in three seasons with a 33-30 win over Kentucky in the conference tournament's championship game.

### 1942-43

Due to World War II, Tennessee did not sponsor a team in 1942-43.

### 1944-45

Seventeen-year-old freshman Paul Walther earned first team All-America honors thanks, in part, to a 21-point performance against New York University at Madison Square Garden. The Vols appeared in the NIT, bowing to Rhode Island 44-51.

### 1947-48

In his first season at the helm of the program, Emmett Lowery led the Vols to a 20-5 record, the first 20-win season in school history.

### 1949-50

Tennessee upset second-ranked Kentucky and ended the Wildcats' 67-game conference winning streak with a 66-53 win at Alumni Memorial Gym.

**1951-52**

Herb Neff pulled down a school-record 36 rebounds against Georgia Tech, a mark that still stands as the most in UT and SEC history.

**1954-55**

Ed Weiner became just the third player to score 1,000 or more career points and earned first team All-America honors.

**1955-56**

Carl Widseth set a then-school record with 47 points in a late-season game against Auburn.

**1956-57**

The Vols opened the season with a 114-106 win at Furman, setting a then-school record for points in a game.

**1958-59**

Tennessee opened Armory-Fieldhouse with a 72-71 win over Wyoming on a late jumper by Kenny Coulter. Gene Tormohlen was named first team All-America after finishing his three-year career with 1,113 rebounds.

**1959-60**

John Sines, who spent eight years as an assistant to Emmett Lowery, became the first assistant in UT history to be promoted to head coach. Sines led the Vols to their first win over Kentucky in Lexington since 1939 with a 65-63 victory to end the season.

**1962-63**

Ray Mears was named head coach, ushering in one of the most successful eras in school history.

**1963-64**

Danny Schultz earned first-team All-America honors.

**1964-65**

A.W. Davis, whose nickname was "The Man With The Golden Arm," earned first-team All-America honors.

**1965-66**

Austin "Red" Robbins earned first-team All-America honors.

**1966-67**

The Vols moved into Stokely Athletics Center, their sixth home floor since 1909. The Fearless Five (Ron Widby, Tom Hendrix, Tom Boerwinkle, Bill Justus and Billy Hann) led the Vols to a 21-7 record and the SEC championship. Multi-sport star Widby earned first team All-America honors and was named SEC Player of the Year. Widby set a then-school record that stood for 20 years with 50 points against LSU. Ray Mears became the first UT coach to earn SEC Coach of the Year. The Vols won the inaugural Volunteer Classic with victories over Auburn and Clemson and also received their first invitation to the NCAA Tournament.

**1967-68**

Tom Boerwinkle earned first-team All-America honors while leading UT to a second-place finish in the SEC with a 20-6 overall mark and a 13-5 record in league play.

**1968-69**

Bill Justus led the nation with his 90.5 free-throw percentage and earned first-team All-America honors. The Vols became the first SEC team to qualify for the National Invitation Tournament since the early 1950s.

**1969-70**

The Vols opened the season with a 55-54 win over No. 1-ranked South Carolina in Columbia.

**1970-71**

Jimmy England earned first-team All-America honors while leading the Vols to their second NIT appearance in three seasons.

**1971-72**

The Vols won their second SEC championship under the direction of Ray Mears with a 19-6 overall and 14-4 SEC record. Mike Edwards was named SEC Player of the Year after averaging 19.4 points per game. Larry Robinson became the first African-American player to play for Tennessee.

**1972-73**

Tennessee finished in a three-way tie for second place in the SEC after falling 81-86 at Kentucky in the season finale. The Vols, who finished just one game behind the Wildcats, voted not to accept an invitation to the NIT soon after the loss in Lexington.

**1973-74**

Freshman forward Ernie Grunfeld burst onto the scene to lead the Vols with 17.4 points per game, earning first-team all-conference honors. UT received an invitation to the new Conference Commissioners Association Tournament, where it fell to 10th-ranked Indiana, 71-73. In early April, David Moss, a promising freshman on the junior varsity and occasionally on the varsity, underwent surgery to amputate his left leg after cancer had been discovered. After a quick recovery, Moss returned as a student assistant coach.

**1974-75**

Freshman Bernard King joined with Ernie Grunfeld to form the "Ernie & Bernie Show." King, who earned first-team All-America honors and was the SEC Player of the Year, scored 42 points in his first career game at Tennessee and went on to average 26.4 points, a school record that still stands. An 18-8 record secured a bid to the National Commissioners Invitational Tournament.

**1975-76**

The "Ernie & Bernie Show" brought Ray Mears his second NCAA Tournament appearance, while both players netted first-team All-America honors. For the second year in a row, King was named SEC Player of the Year, while Grunfeld's 25.3 points led the league.

**1976-77**

The Vols won their third Southeastern Conference championship under Ray Mears as the Ernie & Bernie era came to an end. Both players earned first-team All-America acclaim while sharing SEC Player of the Year honors. Mears was named the SEC Coach of the Year for the second time in his career. The Vols made their third NCAA Tournament appearance but lost to 10th-ranked Syracuse in the first round.

**1977-78**

Cliff Wettig served as acting coach for Ray Mears, who was unable to coach because of nervous exhaustion. The losses of Bernard King, Ernie Grunfeld and Mike Jackson helped contribute to Tennessee's first losing season since 1961-62.

**1978-79**

In Don DeVoe's first season at the helm of the Tennessee program, the surprising Vols rebounded from their first losing season since the early 1960s to post a 21-12 record and win the SEC Tournament championship with a 75-69 overtime win over Kentucky. First-team All-American Reggie Johnson led the Vols to the NCAA Tournament, where they fell to top-seeded Notre Dame in the second round.

**1979-80**

Reggie Johnson became the third Vol to win first-team All-America honors more than once in his career. The Vols made another appearance in the NCAA Tournament following an 18-11 year.

**1980-81**

Don DeVoe earned SEC Coach of the Year honors after directing the Vols to a 21-8 record and the Regional Semifinals of the NCAA Tournament. During the season, the Vols won the Sugar Bowl Classic with wins over Arizona State and Duke.

OUTLOOK

PLAYERS

STAFF

REVIEW

RESULTS

RECORDS

HONORS

POSTSEASON

VOLMANAC

MEDIA INFO



## 1981-82

The Vols set a school record with their 54.2 field goal percentage en route to making their fourth consecutive NCAA Tournament appearance. Tennessee's 20-10 overall record and 13-5 SEC mark brought the school its seventh SEC championship. Junior Dale Ellis earned first-team All-America honors and was the SEC Player of the Year after ranking second in the nation in field-goal percentage with a 65.4 accuracy rate.

## 1982-83

Tennessee made its school-record fifth NCAA Tournament appearance in a row, advancing to the second round before being eliminated by the No. 1 seed for the third consecutive year. Dale Ellis earned first-team All-America honors and was the SEC Player of the Year for the second year in a row. Ellis became just the third Vol to reach the 2,000-point plateau.

## 1983-84

The Vols won the 1,000th game in school history with an 83-59 win over Ole Miss. Tennessee appeared in the NIT, advancing to the quarterfinals.

## 1984-85

The Vols posted a 22-15 record that was highlighted by a 12-game home winning streak. Tennessee appeared in the NIT, its seventh straight postseason tournament appearance.

## 1985-86

Tony White led the SEC in scoring with 22.2 points per game while earning first-team all-conference honors. Rob Jones set a school record for games played at 130.

## 1986-87

Tony White was named SEC Player of the Year while leading the SEC in scoring with 24.5 points per game. He set Tennessee's single-game scoring record when he dropped 51 points in a win over Auburn on Feb. 14, 1987.

## 1987-88

Tennessee opened Thompson-Boling Arena with an impressive 82-56 win over Marquette. UT ranked third nationally in attendance, averaging more than 20,000 fans per game. The Vols returned to postseason action with an appearance in the NIT. For the third year in a row, a Vol led the SEC in scoring when Dyron Nix averaged 22.2 points per game.

## 1988-89

Honorable mention All-America selection Dyron Nix averaged 21.6 points in leading the Vols back to the NCAA Tournament.

## 1989-90

Wade Houston was named the 13th head coach in Tennessee history—also becoming the first black head coach in SEC basketball history—and promptly led a team that featured seven freshmen and no returning starters to the NIT.

## 1990-91

Entering the SEC Tournament with just nine regular-season wins, the Vols won three games in as many days at the league tournament before falling to Alabama in the championship game. Allan Houston, the SEC Tournament MVP, earned honorable mention All-America honors.

## 1991-92

The Vols received their 15th postseason invite in 19 years when the NIT extended an invitation.

## 1992-93

Allan Houston became Tennessee's all-time leading scorer with 2,801 career points. Lang Wiseman was named the SEC's male student-athlete of the year.

## 1994-95

In his first season as UT's head coach, Kevin O'Neill more than doubled the wins from the previous season.

## 1995-96

Playing one of the nation's toughest schedules, UT returned to postseason play with an appearance in the NIT. Steve Hamer set an SEC Tournament record with a 31-point, 21-rebound performance against Alabama.

## 1997-98

The Vols returned to the NCAA Tournament in Jerry Green's first season as head coach.

## 1998-99

Tennessee won its first SEC Eastern Division title since divisional play began in 1992. UT went 14-1 at Thompson-Boling Arena, the best home record in arena history at that time.

## 1999-2000

One of the most successful seasons in school history, the Vols won a school-record 26 games and advanced to the Sweet Sixteen of the NCAA Tournament after winning a share of the overall SEC title. UT finished the season ranked 11th by the Associated Press.

## 2000-01

The Vols tied the highest ranking in school history when the Associated Press listed them fourth. Tennessee won the Rainbow Classic and advanced to its fourth NCAA Tournament in a row.

## 2001-02

Buzz Peterson was named the 16th head coach in Tennessee history on April 4, 2001. Vincent Yarbrough finished a close second in the SEC scoring race with 18.1 points per game. Choosing to turn professional after his junior season, Marcus Haislip was the 13th overall pick in the NBA Draft.

## 2002-03

Tennessee returned to the postseason with an appearance in the National Invitation Tournament. Ron Slay led the SEC in scoring with 21.2 points and was named the SEC Player of the Year while earning third-team All-America honors.

## 2003-04

Scooter McFadgon broke a 35-year-old school record with his 91.2-percent free throw shooting while ranking fifth in the nation. The Vols made their second NIT appearance in a row.

## 2005-06

Wisconsin-Milwaukee head coach Bruce Pearl was introduced as Tennessee's 17th head coach on March 28, 2005. Pearl guided the Volunteers to the 2006 SEC Eastern Division Championship with a 12-4 league record and a 22-8 overall mark. The Vols' No. 2 seed in the NCAA Tournament was the best in program history. Pearl earned SEC Coach of the Year acclaim and was tabbed as National Coach of the Year by The Sporting News and CBSsportsline.com. Sophomore shooting guard Chris Lofton broke school records that season for 3-pointers made (114), 3-pointers attempted (261) and 3-pointers made per game (3.80). Lofton was a consensus All-SEC first-teamer and Sporting News second-team All-American.

## 2006-07

Chris Lofton captured SEC Player of the Year and consensus second-team All-America recognition after leading the conference with 20.8 points and 3.42 3-pointers made per game. He helped propel the Volunteers to the Sweet Sixteen round of the NCAA Tournament and a final record of 24-11.

## 2007-08

Tennessee went 31-5, setting a program record for wins and capturing its first outright SEC Championship since 1967 with a 14-2 league mark. A monumental win at top-ranked Memphis in late-February propelled UT to its first-ever No. 1 national ranking, and the Vols went on to reach the Sweet Sixteen round of the NCAA Tournament, where they fell to Louisville. Chris Lofton was a second-team All-American and finished his illustrious career as the SEC's all-time 3-point king with 431 makes. Bruce Pearl was named SEC Coach of the Year and was the Adolph Rupp Cup National Coach of the Year as well.

**2008-09**

Tennessee won the SEC Eastern Division title with a 10-6 conference record, becoming the first program in SEC history to finish ahead of Kentucky in the league standings for four straight seasons. The Vols also returned to the NCAA Tournament and finished the year 21-13. In a home victory over UNC Asheville on Dec. 3, 2008, forward Tyler Smith posted the first triple-double in Tennessee history, finishing with 12 points, 10 rebounds and 10 assists.

**2009-10**

The Volunteers made their deepest-ever run in the NCAA Tournament, charging all the way to the Elite Eight and coming up one-point shy of the Final Four. Michigan State's 70-69 victory at the Edward Jones Dome in St. Louis ended UT's season at 28-9 (11-5 SEC). Senior forward Wayne Chism ended his Big Orange career having appeared in a school-record 142 games.

**2010-11**

Tennessee earned its sixth consecutive NCAA Tournament berth, tying a school record. But an NCAA investigation clouded the season, and head coach Bruce Pearl was suspended by SEC Commissioner Mike Slive for UT's first eight conference games (associate head coach Tony Jones led the Vols to a 5-3 record as "acting head coach"). Pearl was dismissed after Tennessee's opening round NCAA Tournament loss to Michigan. Forward Tobias Harris became the program's first-ever Freshman All-American selection, and he became the program's first "one-and-done" player when he was selected 19th overall in the 2011 NBA Draft.

**2011-12**

Cuonzo Martin was named the 18th head coach in program history on March 28, 2011, after three successful seasons as the head coach at Missouri State. His first Tennessee team was picked 11th in the conference but finished in a tie for second with a 19-15 (10-6 SEC) record and advanced to the second round of the NIT.

**2013-14**

For the first time since 2011, Tennessee returned to the NCAA Tournament. The Vols advanced all the way from the "First Four" in Dayton to the Sweet Sixteen, defeating Iowa, Mercer and UMass along the way. Tennessee came up one possession short of the Elite Eight, falling to Michigan by a score of 73-71 in Indianapolis. Senior guard Jordan McRae and junior forward Jarnell Stokes each were selected in the second round of the 2014 NBA Draft.

**2014-15**

Cuonzo Martin accepted the head coaching job at Cal following the 2013-14 campaign, and Tennessee tabbed Donnie Tyndall—previously at Southern Miss—as its 19th head coach on April 22, 2014. He lasted just one season, as his contract was terminated on March 27, 2015, due to alleged NCAA improprieties during his tenure at Southern Miss. The Vols went 16-16 (7-11 SEC) in his lone season. All-SEC wing Josh Richardson was selected by the Miami Heat in the second round of the 2015 NBA Draft, giving the Vols three draft picks in a two-year span.

**2015-16**

Following an impressive 17-year tenure at Texas, Rick Barnes was introduced as Tennessee's 20th all-time head coach on March 31, 2015. His first Tennessee team, which was inexperienced and undersized, finished 15-19 (6-12 SEC).

**2017-18**

In his third season with the Volunteers, Rick Barnes guided Tennessee to the fourth-most wins in program history, as the team finished 26-9. The Vols won the regular-season SEC Championship, advanced to the SEC Tournament Championship Game and earned a No. 3 seed in the NCAA Tournament. Tennessee spent 14 consecutive weeks ranked in the AP top 25, climbing as high as No. 13. Sophomore forward Grant Williams was named the SEC Player of the Year, and sophomore guard Lamonté Turner earned SEC co-Sixth Man of the Year honors. Barnes collected several Coach of the Year accolades, including SEC Coach of the Year from both the Associated Press and the league's head coaches.

**2018-19**

One of the most beloved teams in program history authored one of the greatest seasons in program history as the Volunteers tied the school record for wins, finishing 31-6 (15-3 SEC). National Coach of the Year Rick Barnes guided Tennessee to a school-record 19-game win streak, a perfect 18-0 record at Thompson-Boling Arena and a program-record-tying three wins over teams with a top-five ranking. The Vols also spent the entire season—wire-to-wire—ranked in the top 10, including four weeks atop both major polls. Leading scorer Grant Williams earned consensus first-team All-America acclaim and was the first SEC player since 1996 to be named SEC Player of the Year in back-to-back seasons. Senior wing Admiral Schofield was a first-team All-SEC performer, and junior point guard Jordan Bone was a second-team honoree. The Vols earned a No. 2 seed in the NCAA Tournament and reached the Sweet Sixteen, where they suffered an overtime loss to Purdue.

OUTLOOK  
PLAYERS  
STAFF  
REVIEW  
RESULTS  
RECORDS  
HONORS  
POSTSEASON  
VOLMANAC  
MEDIA INFO



## ALL-TIME LETTERMEN

## A

Albrecht, Justin 2003, 04  
 Alexander, Kyle 2016, 17, 18, 19  
 Allen, Arthur 1940  
 Allen, Corey 1992, 93  
 Ammerman, Leon 1956, 57, 58 (Capt.)  
 Anderson, Glenn 1960  
 Anderson, Harry 1934, 35 (Capt.), 36 (Capt.)  
 Anderton, David 1960, 61, 62  
 Arterburn, Sam 1986  
 Ashworth, Doug 1974, 75, 76 (Capt.)  
 Asumnu, Stanley 2003, 04, 05, 06  
 Atkins, Doug 1951  
 Ayres, Morgan B. 1924

## B

Bailey, William 1943  
 Baker, Del 1998, 99, 00, 02  
 Balitsaris, Mike 1940, 41, 42  
 Barnes, Cortez 1994  
 Barnett, Irv "Big Stoop" 1945  
 Barnhill, John H. 1926, 27, 28  
 Bartlett, Tommy 1950, 51, 52 (Capt.)  
 Barton, Antonio 2014  
 Batey, Jack S. 1923, 25  
 Baukman, Devon 2015, 16  
 Bayne, Howard 1964, 65, 66 (Capt.)  
 Beaman, Tyrone 1981, 82, 83, 84  
 Beane, David 1922, 23  
 Beatty, Brian (Mgr.) 1992, 93  
 Bell, David 1967  
 Bell, Greg 1988, 89, 90, 91  
 Bell, Henry R. 1918, 19, 20 (Capt.)  
 Berry, Orlando 1992  
 Bertelkamp, Bert 1977, 78, 79, 80  
 Bertelkamp, Hank 1951, 52, 53 (Capt.)  
 Bingham, Don 1957  
 Binks Jr., William P. (Mgr.) 1941  
 Black, C.J. 1997, 98, 99, 00  
 Boerwinkle, Tom 1967, 68  
 Bogott, Dan 1953  
 Bohannon, Etdrick 1995  
 Bond Jr., Cyrus H. 1912, 13  
 Bonds, Rodney 1994  
 Bone, Jordan 2017, 18, 19  
 Bone, Josh 2010, 11  
 Booth, Bill 1961, 63  
 Bowden, Jordan 2017, 18, 19  
 Bowe, Clarence 1923, 24, 25  
 Bowe, Nat W. (Mgr.) 1938  
 Bower, B.A. 1913  
 Bowers, Richard 1950, 51, 52  
 Bowling, Orb 1961, 62, 63  
 Bradford, Jim 1918  
 Bradshaw, Dane 2004, 05, 06, 07 (Capt.)  
 Brand, Chris 1992, 93  
 Brand, Herschel 1936  
 Braswell, Bo (Mgr.) 1987  
 Brockman, Bobby (Mgr.) 1978  
 Brooks, Michael 1981, 82, 83, 85  
 Brown, Elvin 1986, 87, 88  
 Brown, Fred V. 1929, 30  
 Brown, Jermaine 1992, 93  
 Bryant, Frank E. (Mgr.) 1910  
 Brykalski, Bob 1975  
 Burdette, George 1925  
 Burris, Art 1947, 48, 49, 50 (Capt.)  
 Burton, Willie 1982, 83, 84  
 Butcher, Elvin 1926, 27, 28 (Capt.)  
 Byington, J.D. 1953, 54, 55  
 Byrd, Bill 1948, 49

## C

Caldwell, Craig (Mgr.) 1942  
 Caldwell, Stanley 1993, 94  
 Callaway, Frank B. 1918 (Capt.), 19 (Capt.)  
 Campbell, Lucas 2019  
 Campbell, Don 1970  
 Campbell, Galen 2015  
 Campbell, Glenn 1959, 60, 61 (Capt.)  
 Campbell, Roe 1921, 22, 23  
 Cannington, Quinn 2010  
 Carmichael, Ron 1959, 60  
 Carmichael III, Willie 2015  
 Carnes, Shane 1995  
 Carroll, Brian (Mgr.) 1997, 98  
 Carter, Bobby 1959, 60, 61  
 Carter, Garrett (Mgr.) 2017  
 Carter, Gary 1979, 80, 81  
 Carter, Lorraine 1926  
 Carter, Myron 1984, 85  
 Carter, Paul D. 1915, 16  
 Cate, Bill 1955, 56  
 Chievous, Quinton 2013  
 Childress, Ryan 2006, 07, 08, 09  
 Chism, Wayne 2007, 08, 09 (Capt.), 10 (Capt.)  
 Christenberry, Dexter (Mgr.) 1937  
 Clark, Austin 1974, 75, 76  
 Clark, John 1941, 42  
 Clark, Rickey 1989  
 Clemmons, Drew 2003  
 Clinard, John G. 1915, 16  
 Coffman, Greg (Mgr.) 1967, 68  
 Coffman, Wes 1967, 68  
 Cole, Johnny Paul (Mgr.) 2012  
 Condon, Kyle (Mgr.) 2013  
 Cook, Ted 1942, 43, 47 (Capt.)  
 Cooley, Jim 1925, 26, 27 (Capt.)  
 Cooper, Ray 1958, 59  
 Corbitt, Maurice 1929, 30, 31 (Capt.)  
 Cornwall, Jimmy 1965, 66  
 Coulter, Kenny 1957, 58, 59  
 Cramer, Noel (Mgr.) 1961  
 Crenshaw Jr., Douglas (Mgr.) 1952  
 Crews, Duke 2007, 08  
 Crittenden, Ray 1923, 24, 25, 26  
 Croft, Bobby 1968, 69, 70 (Capt.)  
 Crosby, Terry 1976, 77, 78, 79  
 Crumbliss, Polk 1933, 34  
 Crump, Brandon 2002, 03, 04 (Capt.), 05 (Capt.)  
 Cruze, Kyle 1954  
 Cummins, Wade (Mgr.) 1950  
 Cullis, A.W. 1922  
 Curry, Michael 1990, 91, 92

## D

Daniel III, James 2018  
 Daniels, Clarence (Mgr.) 1909  
 Darden, Johnny 1976, 77, 78 (Capt.), 79 (Capt.)  
 Darlington, Jim (Mgr.) 1986  
 Davidson, Bud (Mgr.) 1949  
 Davidson, W. Perry 1916, 17  
 Davis, A.J. 2014  
 Davis, A. W. 1963, 64, 65 (Capt.)  
 Davis, James H. 1929  
 Davis, Tom (Mgr.) 1953  
 Davis, Vegas 1997, 98, 99, 00  
 Dean, John 1927  
 DeBro, Eddie 2006  
 Disney, Mike 1963  
 Dodd, Robert L. 1929, 30 (Capt.) 31  
 Donaldson, Donald 1915, 16  
 Donnell, Robert (Mgr.) 1987

Dougherty, Nathan W. 1909 (Capt.)  
 Dunk, Alico 1995  
 Dykes, J.M. 1928

## E

Edwards, Mike 1971, 72, 73  
 Eidson, Parker (Mgr.) 2017  
 Elam, Thomas F. (Mgr.) 1930, 31  
 Elliott, Sid 1962, 63, 64 (Capt.)  
 Ellis, Dale 1980, 81, 82, 83  
 Ellison, Marvin (Mgr.) 1939  
 Elmore, P.W. 1912  
 England, Jimmy 1969, 70, 71 (Capt.)  
 Evans, Lew 2017 (Capt.)

## F

Faust, Hugh D. 1929, 30, 31 (Capt.)  
 Feathers, Beattie 1932  
 Federmann, Dan 1981, 82, 83, 84  
 Felts, Hugh 1932, 34  
 Fender, M.W. 1912, 13  
 Fields, John 2011  
 Finley, Jim 1964  
 Fisher, Dick 1959, 60, 61  
 Fisher, John W. 1936, 37  
 Flynn, James 1950  
 Foster, Henry 1934  
 Fox, Robert 1940  
 Freeman, John (Mgr.) 1985, 87  
 French, Phil (Mgr.) 1965, 66  
 Fromm, Richard 1943  
 Fulkerson, John 2018, 19

## G

Garratt, Glenmore 1917  
 Garrison, Bob 1951  
 Garrison, Henry 1958, 59  
 Gash, Pee-Wee 2003, 04  
 Gasparovic, Joe 1945, 46  
 Gentry, Bob 1956, 57  
 Gentry, Robert B. 1917  
 Gibson, Sanford A. 1933  
 Gilley, Bill 1959, 61  
 Gilstorf, Michael (Mgr.) 2004  
 Gipe, Bob 1955, 56, 57  
 Goins, Melvin 2010, 11  
 Golden, LaMarcus 1993, 94  
 Golden, Trae 2011, 12, 13  
 Goodman, Tom 1926  
 Goodson, Gannon 1991, 92, 93, 94  
 Graham, Don 1948, 49, 50  
 Gragny, Wayne (Mgr.) 1987  
 Gray, Ed 1994  
 Green, Aaron 1996, 97, 98, 99  
 Greenblatt, LeClaire 1930, 31, 32  
 Greenwood, Bartley J. 1913, 14, 15, 16 (Capt.)  
 Greer, Ernest 1938  
 Griffin, Mark 1986, 87, 88, 89  
 Griffith, Ben 2005 (Mgr.)  
 Grindstaff, Jenis 2001, 02  
 Groves, Carlus 1990, 91, 92  
 Grunfeld, Ernie 1974, 75, 76, 77 (Capt.)  
 Guinn, Bobby Jack 1967

## H

Hackman, J.S. "Buddy" 1929  
 Haggard Jr., William O. (Mgr.) 1929  
 Haislip, Marcus 2000, 01, 02  
 Hall, Bill 1953, 54 (Capt.), 55  
 Hall, Kenny 2010, 11, 12, 13  
 Hamer, Steve 1993, 94, 95, 96 (Capt.)  
 Hann, Bill 1967, 68, 69

Hardison, C.M. 1914  
 Harkness, Billy 1923, 24, 25, 26 (Capt.)  
 Harper, Tyrone 1984, 86  
 Harris, Antonio 1996, 1997  
 Harris, David W. (Mgr.) 1933  
 Harris, Tobias 2011  
 Harris, Tony 1998, 99, 00, 01  
 Harris, Torrey 1996, 97, 98, 99  
 Hatcher, Albert H. "Buck" 1920, 21  
 Hatcher, Bill 1921, 22, 23, 24 (Capt.)  
 Hathaway, Charles 1997, 98, 99, 00, 01  
 Hausley, Ron 1986, 87  
 Hawkins, Greg 1971  
 Hawkins, Marshall 1943, 46, 47, 48 (Capt.)  
 Hendrickson, Charles W. 1934  
 Hendrix, Jemere 2004, 05  
 Hendrix, Tom 1966, 67, 68 (Capt.)  
 Henry, Travis 1986, 87, 88, 89  
 Herman, Paul 1941, 42, 43 (Capt.)  
 Herndon, Boomer 2003, 04  
 Higdon, Charles 1937, 38, 39 (Capt.)  
 Higgins, Jon 2000, 01, 02, 03 (Capt.)  
 Hipsher, Charles 1951, 52, 53  
 Hirschorn, Steve 1972  
 Hite, Paul P. 1912  
 Hogsett, Bobby 1963, 64, 66  
 Holden, Thaydeus 2002, 03  
 Hopson, Scotty 2009, 10, 11  
 Houston, Allan 1990, 91, 92, 93  
 Houston, John 1961  
 Howell, Jordan 2005, 06, 07, 08 (Capt.)  
 Hubert, Michael 2011  
 Hubbs III, Robert 2015, 16, 17 (Capt.)  
 Huffman, Gilbert 1939, 40 (Capt.), 41  
 Hug, Paul 1929  
 Hyatt, Jerald 1982

**I**  
 Ikeakor, Andy 2001, 02

**J**  
 Jackson, Cornelius 1997  
 Jackson, Justin 2009  
 Jackson, Mike 1975, 76, 77 (Capt.)  
 Jacobs, Joseph 1914, 15, 16, 17 (Capt.)  
 James, Palmer 1919, 20, 21, 22 (Capt.)  
 Jarvis, Bill 1952, 53, 54, 55  
 Jenkins, Fred 1984, 85, 86, 87  
 Jennings, Jack 1939  
 Johanson, Mike 1986  
 Johnson, Alonzo 1992  
 Johnson, Damon 1995, 96  
 Johnson, Don 1969, 70, 71  
 Johnson, Gene 1935, 36, 37  
 Johnson, G. W. 1928  
 Johnson, A. Howard 1921, 22, 23 (Capt.), 24  
 Johnson, Jalen 2019  
 Johnson, Reggie 1977, 78, 79, 80  
 Johnson, Rip 1981  
 Johnson, Ronald (Mgr.) 1954  
 Johnston, Dick 1969, 70, 71  
 Jones, DaShay 1997, 98  
 Jones, Hugh 1947, 48, 49, 50  
 Jones, Rob 1983, 84, 85, 86  
 Jones, W. K. 1938  
 Joyce, Tim 1975  
 Justus, Bill 1967, 68, 69 (Capt.)

**K**  
 Kasongo, Ray 2016  
 Keenan, Bert 1950, 51  
 Keister, Earl 1922, 23, 24, 25 (Capt.)  
 Keller, Dick 1955, 57  
 Kemper, Bob 1945  
 Ketchen, F. Earl 1910, 11 (Capt.)  
 Kinard, Rudy 1969, 70

Kendrick, W. B. 1928  
 King, Bernard 1975, 76, 77  
 Kinzel, Hank 1948, 49, 50, 51  
 Kipp, Solon S. 1909, 10 (Capt.)  
 Kirk, Albert E. 1932, 33, 34 (Capt.)  
 Kischburg, Ed (Mgr.) 1945  
 Klein, Victor H. 1912, 13 (Capt.), 14 (Capt.), 15  
 Kosmalski, Len 1972, 73, 74 (Capt.)  
 Krisle, George 1936, 37, 38

**L**  
 Landess, Sterling 1918, 19, 20  
 Langschmidt, Carl 1953  
 Ledbetter, Paul (Mgr.) 2004  
 Lee, Rashard 1996, 97, 98, 99  
 Leonhardt, Arthur E. 1910, 11, 12 (Capt.)  
 Leshner, John 1925  
 Little, Elvin 1951, 52, 53  
 Littleton, Ed 1981, 83  
 Lockhart, Ian 1987, 88, 89, 90  
 Lofton, Chris 2005, 06, 07 (Capt.), 08 (Capt.)  
 Logan, Byrl C. 1937, 38, 39 (Capt.)  
 Lopez, Brandon 2013  
 Love, Anthony 1981  
 Love, J.W. (Mgr.) 1911  
 Lovelace, Bill 1953, 54, 55  
 Lovell, James T. 1917, 18  
 Lowery, Butch 1958  
 Lucas, Charles R. "Mike" 1929, 30 (Capt.), 31  
 Luttrell, William 1939, 40, 41

**M**  
 Magers, Rud 1918, 19  
 Makanjuola, Yemi 2012, 13  
 Mansfield, Larry 1968  
 Marshall, Floyd "Biggy" 1935, 36, 37 (Capt.)  
 Martin, Everett 1935, 36  
 Martin, John 1960, 61, 62 (Capt.)  
 Martin, Paul (Mgr.) 1962  
 Masterson, Tipton 1935, 36, 37  
 Matlock, Sam A. (Mgr.) 1936  
 Maxedon, Grover A. 1911  
 Maymon, Jeronne 2012, 14  
 Maze, Bobby 2009, 10  
 McAshan, Hillie 1945  
 McBee, Skylar 2010, 11, 12, 13  
 McCabe, Willis 1920  
 McCallum, Robert (Mgr.) 1932  
 McClanahan, Jerry (Mgr.) 1973, 74  
 McCormack, Brandon (Mgr.) 2004  
 McCown, Leonidas W. 1909  
 McFadgen, Scooter 2004, 05 (Capt.)  
 McIntosh, Larry 1964, 65, 66 (Capt.)  
 McKeen, Allyn E. 1926, 27, 28  
 McMillan, Richard (Mgr.) 1955, 56  
 McPherson, David 1933, 34  
 McRae, Jordan 2011, 12, 13, 14  
 McSpadden, Malcolm 1912, 13, 14, 15 (Capt.)  
 McWhirter, E. Powell 1931, 32, 33 (Capt.)  
 Mehaffie, Bob (Mgr.) 1946  
 Mehen, Bernard 1940, 41, 42 (Capt.)  
 Mehen, Richard 1942, 43, 47 (Capt.)  
 Meriweather, James 1978  
 Miller, Dwight 2012  
 Mills, David (Mgr.) 1971, 72  
 Milson, Daryl 1991, 92, 93  
 Montgomery, Ed "Britches" 1948, 49, 50  
 Moore, Armani 2013, 14, 15 (Capt.), 16 (Capt.)  
 Moore, Jason 1995  
 Moore, Owen 1927  
 Moore, Scott 1996, 97, 98  
 Morris, Lee (Mgr.) 1957  
 Morrison, G.E. 1912, 13  
 Moss, David 1974  
 Moss, Howie 1960, 62 (Capt.)  
 Moss, J.E. 1920

Mostella, Detrick 2015, 16  
 Muldowney, Steve (Mgr.) 1981, 82  
 Murphy, Rob 2013  
 Myers, Kerry 1968, 70

**N**  
 Naler, Kirk 1983, 84, 85  
 Nash, Kevin 1978, 79, 80  
 Ndiaye, Rawane "Pops" 2014  
 Needham, Ken (Mgr.) 1960  
 Neely, Frank S. 1911  
 Neff, Herbie 1951, 52  
 Negedu, Emmanuel 2009  
 Neyland, Lewis 1954, 55, 56  
 Nix, Dyron 1986, 87, 88, 89

**O**  
 O'Connor, Ernest 1930, 31, 32  
 O'Neil, Bernard 1940, 41, 42  
 O'Neill, Bryan (Mgr.) 2004  
 O'Shields, Garland 1945 (Capt.), 46 (Capt.)  
 Ottinger, Russell (Mgr.) 2014  
 Owens, Tariq 2015

**P**  
 Pace, Lewis, C. 1915, (Mgr.) 16  
 Page, Harvey 1933  
 Pardue, James W. (Mgr.) 1940  
 Parker, Jerry 1962, 63 (Capt.)  
 Parker, Kwe 2017  
 Parmenter, Bob 1952  
 Parton, Ralph 1980  
 Patterson, Andre 2005, 06  
 Patterson, Robert F. (Mgr.) 1935  
 Pearl, Steven 2008, 09, 10, 11  
 Peltz, Roger 1971  
 Perigo, Bob 1959, 61  
 Perkins, Marion F. 1935, 36  
 Petty, Malcolm "Mac" 1967, 68  
 Phillips, Shembari 2016, 17  
 Phillips, V.G. 1911  
 Phillips, William 1933, 34  
 Plotnicki, Ben "Skip" 1965  
 Pons, Yves 2018, 2019  
 Poole, Michael 1980  
 Powell, Dale 1948, 49, 50  
 Powers, Elwood 1940  
 Preston, Don (Mgr.) 1958, 59  
 Price, Jay 1989, 90, 91, 92  
 Prince, J.P. 2008, 09, 10 (Capt.)  
 Punter Jr., Kevin 2015, 16 (Capt.)  
 Putnam, Wilton 1937, 39

**R**  
 Ransley, Allen C. 1936  
 Ratcliff, Parker (Mgr.) 2017  
 Ratiff, James 1978  
 Ray, Steve 1979, 80, 81, 82  
 Reed, William P. 1935  
 Reeder, C.A. "Lum" 1914, 17, 19  
 Reeder, Claude "Goot" 1930, 31, 32 (Capt.)  
 Reeder, James P. 1916, 17, 18  
 Reeder, Ross 1921, 22  
 Reese, Derek 2014, 15, 16  
 Reese, Ronnie 1988, 89, 90, 91  
 Reeverts, Don 1957, 58, 59  
 Rice, Alvin 1937, 38 (Capt.)  
 Rice, Charles P. 1927  
 Rice, Earle B. 1910  
 Richardson, Anthony 1984, 85, 86, 88  
 Richardson, Josh 2012, 13, 14, 15 (Capt.)  
 Richardson, Lloyd 1971, 72 (Capt.), 73  
 Ring, J.J. 1909, 10  
 Rivers, Steve 1990, 91, 92  
 Risser, Bob 1957, 58, 59  
 Roark, Burton (Mgr.) 2004

OUTLOOK

PLAYERS

STAFF

REVIEW

RESULTS

RECORDS

HONORS

POSTSEASON

VOLMANAC

MEDIA INFO



Robbins, Austin 1965, 66  
 Robertson, Maurice 1996  
 Robertson, Victor M. (Mgr.) 1923, 24  
 Robinette, Pat 1963, 64, 65  
 Robinson, Harvey L. 1931  
 Robinson, Larry 1972, 73 (Capt.)  
 Roth, Doug 1986, 87, 88, 89  
 Royster, Tony (Mgr.) 1979

**S**

Sample, Edward B. (Mgr.) 1924  
 Sams, Mike (Mgr.) 1980  
 Sandberg, Howard 1909, 10, 11  
 Sandford, Rob (Mgr.) 1963, 64  
 Savage, Brooks (Mgr.) 2006, 07, 08  
 Schofield, Admiral 2016, 17, 18, 19  
 Schubert, Herman A. 1918  
 Schultz, Charles 1924, 27  
 Schultz, Danny 1963, 64  
 Scott, Charles 1958, 59  
 Scott, Robert R. 1928  
 Seale, Bill 1974  
 Setliffe, J. Alvin 1929  
 Sewell, Antony 1998  
 Sexton, Scott (Mgr.) 1989, 90  
 Sharp, Harry B. 1928, 29 (Capt.), 30  
 Sheffield, John 1962  
 Sheffield, Shun 1992, 93, 94  
 Showalter, Dalen 1958, 59, 60 (Capt.)  
 Simpson, Gene 1956  
 Singerman, Jeff (Mgr.) 1975, 76  
 Slay, Ron 2000, 01, 02, 03 (Capt.)  
 Smith, Barry (Mgr.) 1983, 84  
 Smith, Curtis (Mgr.) 1986  
 Smith, JaJuan 2005, 06, 07, 08 (Capt.)  
 Smith, Matthew G. 1909  
 Smith, Ramar 2007, 08  
 Smith, Tyler 2008, 09 (Capt.), 10  
 Smithwick, Fred 2003, 04, 05  
 Snodgrass, John 1984  
 Snow, John 1972, 73, 74  
 Spurlock, Jay (Mgr.) 2010  
 Stafford, Robert 1932, 33, 34  
 Stokes, Jarnell 2012, 13, 14  
 Stribling, Derek 2002, 03  
 Sullivan Jr., Joseph W. 1919, 20  
 Swaerengen, Clarence 1988, 89

**T**

Tabb, Josh 2007, 08, 09  
 Tatum, Cameron 2009, 10, 11, 12  
 Taylor, Ron 1989  
 Teffteller, Kenne 1978, 79  
 Test, Eddie 1960, 61  
 Thomas Jr., Daniel R. 1945, 46, 47  
 Thomas, Frank 1939, 40, 41 (Capt.)  
 Thomas, Jack 1946, 49  
 Thomas, J. Pope (Mgr.) 1951  
 Thomas, Stacey 1985  
 Thompson, Darius 2014  
 Thompson, Herman 1954, 55, 56, 57 (Capt.)  
 Threeths, Chuck 1977, 79, 80  
 Titsworth, John R. 1911, 12, 13  
 Tomlinson, Wayne 1972, 73, 74  
 Tormohlen, Gene 1957, 58, 59 (Capt.)  
 Treadway, Joe 1950, 52  
 Troutman, Conrad E. 1918, 19, 20, 21 (Capt.) 22  
 Tucker, John T. 1917 (Capt.)  
 Turner, Lamonté 2017, 18, 19  
 Turner, Zach 2000, 01, 02, 03  
 Truelove, Jeff (Mgr.) 1968, 70

**V**

Victor, Isiah 1998, 99, 00, 01  
 Voelker, Eddie 1971, 72, 73

**W**

Walden, Leslie E. 1913, 15, 16  
 Walker, Derrick 2018, 19  
 Walker, Harris 2000, 01  
 Wallace, Bill 1962  
 Waller, Albert P. (Mgr.) 1927, 28  
 Walther, Paul 1945, 47, 48, 49 (Capt.)  
 Warren, Buist 1938, 40  
 Watson, C.J. 2003, 04 (Capt.), 05 (Capt.), 06 (Capt.)  
 Weatherford, Heiskell (Mgr.) 1934  
 Welcker, James D. 1910  
 Wells, Jordan (Mgr.) 1995  
 Westercamp, Charles W. "Chuck" 1937, 38  
 Wexler, Daniel B. 1917, 18  
 Whaley, Jordan (Mgr.) 2014  
 Wharton, Brandon 1996, 1997, 98, 99  
 Whitaker, Robert 1938, 40  
 White, Benton 1909  
 White, Tony 1984, 85, 86, 87  
 Whitesell, Bill (Mgr.) 1991, 92, 93, 94  
 Whitted, Kevin 1993, 94, 95  
 Widby, Ron 1965, 66, 67 (Capt.)  
 Widseth, Carl 1953, 54, 55, 56 (Capt.)  
 Wiener, Ed 1953, 54, 55 (Capt.)  
 Wilborn, Elgrace 2002, 03  
 Wild, Tanner 2009  
 Williams, Brian 2008, 09, 10, 11  
 Williams, Grant 2017, 18, 19  
 Williams, Shane 1995, 96  
 Wilson, Donald 1933  
 Wilson, Tommy 1961, 62, 63  
 Winchester, John 2003, 04  
 Wingate, Major 2004, 05, 06 (Capt.)  
 Wiseman, Lang 1990, 91, 92, 93  
 Witt, Roy 1928  
 Wolfe, Lloyd 1915, 16, 17  
 Wood, Howard 1978, 79, 80, 81  
 Woodall, Jim 1969, 70, 71  
 Woods, Kevin 1982, 83, 84, 85  
 Woods, Rodney 1973, 74, 75 (Capt.)  
 Woods, Terrence 2000, 01  
 Woodson, Brad 2019  
 Woolridge, Renaldo 2009, 10  
 Wooton, Gordon 1943  
 Wright, Bill 1943, 47  
 Wynn, Herman D. "Breezy" 1933

**Y**

Yarbrough, Vincent 1999, 00, 01, 02  
 Young, Bill 1967

**ASSISTANT COACHES**

Aberdeen, Stuart — Associate coach 1966-77  
 Ammerman, Leon — Freshman coach 1958-59  
 Barnhill, J.H. — Freshman coach 1932-36  
 Bartlett, Tommy — Freshman coach 1962-63; Assistant coach 1963-66  
 Benson, Chuck — Assistant coach 1993-94, 2003-05  
 Braden, Beau — Assistant coach 2014-15  
 Brown, Al — Assistant coach 1991-93  
 Bryan, Fred — Assistant coach 1987-89  
 Burton, Bob — Assistant coach 1978-86  
 Byers, Jack — Volunteer coach 1980-81; Assistant coach 1981-84  
 Carter, Bobby — Freshman coach 1961-62  
 Comunale, Frank - Assistant coach 1974-76  
 Conroy, Ed — Director of operations 2001-03; Assistant coach 2003-05  
 Crawford, Coleman — Assistant coach 1986-89  
 Crowell, Carelton — Assistant coach 1948-50  
 Crum, Steve — Assistant coach 1989-91, 1992-93; Administrative assistant 1991-92  
 Daniel, Al — Assistant coach 2001-03; Director of operations 2003-05  
 Davis, A.W. — Assistant freshman coach 1969-70; Assistant coach 1970-75  
 Deaton, Tom — Assistant coach 1976-80  
 Edgar, Scott — Assistant coach 2005-06  
**English, Kim** — Assistant coach 2019-present  
 Ferguson, Chris — Assistant coach 1997-03; Associate head coach 2003-05  
 Fertig, Jack — Assistant coach 1980-87  
 Forbes, Steve — Assistant coach 2006-11  
 Frank, Lawrence — Assistant coach 1994-97  
 Gentry, Bob — Freshman coach 1957-58  
 Gibbs, Bill — Assistant coach 1962-64  
 Griffin, Mark — Assistant coach 1993-94  
 Harkness, William S. Jr. — Freshman coach 1928-32  
 Harrell, Frank — Junior varsity coach 1976-77; Assistant coach 1977-78  
 Harris, Jon — Assistant coach 2011-14  
 Hatfield, Sid — Assistant coach 1967-70  
 Hobt, A.W. — Assistant coach 1921-26  
 Hunt, Michael — Assistant coach 1994-97  
 Jones, Tony — Associate head coach 2005-11  
 Keating, Kerry — Assistant coach 2001-03  
 Lanier, Rob — Associate head coach 2015-19  
 Little, Elvin — Freshman coach 1954-55  
 Lockwood, Dean — Assistant coach 1986-91  
 Loveless, Bill — Freshman coach 1955-56  
 Martin, Ray — Assistant coach 1989-93  
 McKinnie, Silas — Assistant coach 1993-94  
 McMillian, Craig — Assistant coach 1994-96  
 Morris, Marty — Assistant coach 1971-74  
 Neff, Herb — Freshman coach 1956-57  
 Ogden, Chris — Assistant coach 2015-16  
**Oliver, Desmond** — Assistant coach 2015-present  
 Parker, Jerry — Freshman coach 1964-66; Assistant coach 1966-67  
 Patterson, Ralph — Assistant coach 1959-62  
 Pauley, Eric — Assistant coach 1997-01  
 Pinkins, Al — Assistant coach 2014-15  
 Risser, Bob — Freshman coach 1959-60  
 Samuels, Byron — Assistant coach 1997-01  
 Schmidt, Billy — Assistant coach 1996-97  
 Schrieter, Ray — Assistant coach 1984-86  
**Schwartz, Michael** — Assistant coach 2016-19; Associate head coach 2019-present  
 Shay, Jason — Assistant coach 2005-11  
 Shumate, Chris — Assistant coach 2014-15  
 Sines, John — Assistant coach 1951-59  
 Stevens, Bob — Assistant coach 1978-82  
 Webster, Tracy — Assistant coach 2011-12; Associate head coach 2012-14  
 Wettig, Cliff — Assistant coach 1975-77; Associate coach 1977-78  
 Williams, Kent — Assistant coach 2011-14  
 Wright, Bill — Freshman coach 1960-61

**ADMINISTRATIVE ASSISTANTS**

Bennett, Hershel — Administrative assistant 1992-94  
 Benson, Chuck — Administrative assistant 1994-95  
 Boyle Tad — Administrative assistant 1997-98  
 Buckner Carolyn — Administrative assistant 1990-94  
 Cole, Beth — Administrative assistant 1997-99  
 Collazo, Liz — Administrative assistant 1994-97  
**Condon, Kyle** — Assistant to the head coach  
 Fall, Greg — Administrative assistant 1996-97  
 Grant, Ray — Administrative assistant 1998-01

Harper, Janice — Administrative assistant 1999-2012  
 Hetzel, Debbie — Administrative assistant 1987-90  
 Igar, Maria — Administrative assistant 1977-89  
 Moseley, Denise — Administrative assistant 1994-97  
 Pancratz, Mark — Assistant to the head coach 2009-11  
**Reynolds, Janet** — Administrative assistant 2001-present  
 Swearingen, Clarence — Administrative assistant 2003-05  
 Tipton, Betty — Administrative assistant 1997-2001  
 Walton-Allen, Marzella — Administrative assistant 1992-95  
 Williamson, Joy — Administrative assistant 1989-94

**ATHLETIC TRAINERS**

Bradshaw, Tom — Assistant trainer 1975-76  
 Click, Mike "Moe" — Associate trainer 1993-96  
 Mullins, Leroy — Associate trainer 1973-74  
**Newman, Chad** — Graduate assistant 1997, Assistant athletic trainer 1998-00; Associate athletic trainer 2001-09; Senior associate athletic trainer 2010-2012; Associate director of sports medicine 2012-present  
 Rollo, Mike — Assistant trainer 1977-85; Associate trainer 1986-92  
 Wall, Tom — Assistant trainer 1969-73

**DIRECTORS OF BASKETBALL OPERATIONS**

Conroy, Ed — Director of operations 2001-03  
 Daniel, Al — Director of operations 2003-05  
**Egger, Mary-Carter** — Director of operations 2015-present  
 Fancher, Houston — Director of operations 2011-13  
 Harris, Marco — Director of operations 2013-14  
 Johnson, Ken — Director of operations 2005-11  
 Phelps, Justin — Director of operations 2014-15

**DIRECTORS OF PLAYER DEVELOPMENT**

Burton, J.T. — Director of player development 2014-15  
 Davis, Riley — Director of player development 2017-18  
**Lentz, Bryan** — Video Coordinator/Director of player development 2018-present

**MEDIA RELATIONS DIRECTORS/SIDS**

Ford, Bud — Assistant sports information director 1966-1985  
 Grim, David — Assistant sports information director 1988-1991; Associate sports information director 1991-2000  
 Harris, Haywood — Sports information director 1961-65  
 Manning, Gus — Sports information director 1951-60  
 Musser, Tucker — Sports information director 1948-50  
 Nelson, Lindsey — Sports information director 1951  
 Pinkerton, Craig — Assistant sports information director 2000-02; Associate sports information director 2002-08  
**Satkowiak, Tom** — Associate sports information director 2008-10; Associate media relations director 2010-16; Assistant athletic director for communications 2016-19; Associate athletic director for communications 2019-present  
 Whitworth, Mark — Assistant sports information director 1986-88

**STRENGTH & CONDITIONING COACHES**

Bailey, Dan — Assistant strength and conditioning coach 1995  
 Brown, Brian — Assistant strength and conditioning coach 2000  
 Christopher, Nicodemus — Associate strength and conditioning coach 2012-14  
 Hobby, Marion — Assistant strength and conditioning coach 1999  
 Lindsey, Robert — Assistant strength and conditioning coach 1994  
**Medenwald, Garrett** — Associate strength and conditioning coach 2015-19; Director of sports performance 2019-present  
 Moore, Roderick — Assistant strength and conditioning coach 2001-04  
 Moyer, Todd — Associate strength and conditioning coach 2014-15  
 Ollison, Tony — Assistant strength and conditioning coach 1996-98  
 Wills, Troy — Assistant strength and conditioning coach 2004-12

**STUDENT-ATHLETE WELFARE COORDINATORS/ DIRECTORS OF STUDENT-ATHLETE DEVELOPMENT**

**Goporo, Aubin** — Director of student-athlete development 2017-present  
 Harris, Marco — Student-athlete welfare coordinator 2011-13

**VIDEO COORDINATORS**

Davis, Riley — Video coordinator 2015-17  
 Fancher, Houston — Coordinator of video scouting 2011  
**Lentz, Bryan** — Video Coordinator/Director of player development 2018-present  
 Pancratz, Mark — Video coordinator 2008-09; Assistant to the head coach 2009-11; Coordinator of video scouting 2011-13  
 Proffitt, Ty — Video coordinator 2014-15

**Bold** = Active

OUTLOOK

PLAYERS

STAFF

REVIEW

RESULTS

RECORDS

HONORS

POSTSEASON

VOLMANAC

MEDIA INFO



## LETTERMEN BY HOMETOWN

Corrections or additions to this list should be directed via email to [tomsid@tennessee.edu](mailto:tomsid@tennessee.edu)

**ALABAMA****Auburn**

Howell, Jordan 2005, 06, 07, 08 (Capt.)

**Birmingham**

Goodson, Gannon 1991, 92, 93, 94

**Decatur**

Mostella, Detrick 2015, 16

**Fayette**

Finley, Jim 1964

**Florence**

Turner, Lamonté 2017, 18, 19

**Gadsden**

Naler, Kirk 1983, 84, 85

**Marion**

Johnson, Alonzo 1992

**Moulton**

Taylor, Ron 1989

**ARIZONA****Parker**

Davis, Vegas 1997, 98, 99, 00

**CALIFORNIA****Los Angeles**

Patterson, Andre 2005, 06

**Riverside**

Gray, Ed 1994

**San Bernardino**

Bohannon, Etdrick 1995

**San Diego**

Goins, Melvin 2010, 11

**Sherman Oaks**

Woolridge, Renaldo 2009, 10

**CONNECTICUT****Stamford**

Winchester, John 2003, 04

**FLORIDA****Apopka**

Carmichael III, Willie 2015

**Clearwater**

Wallace, Bill 1962

**Ft. Walton Beach**

Nix, Dyrone 1986, 87, 88, 89

**Groveland**

Robbins, Austin "Red" 1965, 66

**Miami**

Byrd, Bill 1948, 49  
Warren, Buist 1938, 40

**Orlando**

Reese, Derek 2014, 15, 16

**Tallahassee**

Stribling, Derek 2002, 03

**GEORGIA****Albany**

Sheffield, Shun 1992, 93, 94

**Atlanta**

Kinard, Rudy 1969, 70  
Phillips, Shembari 2016, 17

**Bainbridge**

Baulkman, Devon 2015, 16

**Baxley**

Meriweather, James 1978

**Buford**

Davis, A.J. 2014

**Covington**

Hendrix, Jemere 2004, 05

**Decatur**

Curry, Michael 1990, 91, 92

**Dublin**

Wynn, Herman D. "Breezy" 1933

**Ellenwood**

Johnson, Reggie 1977, 78, 79, 80

**Gainesville**

Thomas, Stacey 1985

**Kennesaw**

Moore, Armani 2013, 14, 15 (Capt.), 16 (Capt.)

**Lithonia**

Clark, Rickey 1989  
Tatum, Cameron 2009, 10, 11, 12

**Marietta**

Ellis, Dale 1980, 81, 82, 83  
Hipsler, Charles 1951, 52, 53

**Midway**

McRae, Jordan 2011, 12, 13, 14

**Millen**

Burton, Willie 1982, 83, 84

**Powder Springs**

Golden, Trae 2011, 12, 13

**Ringgold**

Moss, David 1974

**Savannah**

Milson, Daryl 1991, 92, 93

**Stone Mountain**

Hall, Kenny 2010, 11, 12, 13

**ILLINOIS****Benson**

Johnson, Don 1969, 70, 71

**Carbondale**

Tabb, Josh 2007, 08, 09

**Chicago**

Chievous, Quinton 2013

**Collinsville**

Ray, Steve 1979, 80, 81, 82

**Rock Falls**

Bogott, Dan 1953

**Watseka**

Martin, John 1960, 61, 62 (Capt.)

**Zion**

Schofield, Admiral 2016, 17, 18, 19

**INDIANA****Bloomington**

Brand, Chris 1992, 93

**Fort Wayne**

Keenan, Bert 1950, 51

**Greenfield**

Edwards, Mike 1971, 72, 73

**Holland**

Tormohlen, Gene 1957, 58, 59 (Capt.)

**Jeffersonville**

Flynn, Jim 1950

**Kokomo**

Kellar, Dick 1955, 57

**Lafayette**

Perigo, Bob 1959, 61

**Logansport**

Showalter, Dalen 1958, 59, 60 (Capt.)

**New Castle**

Ammerman, Leon 1956, 57, 58 (Capt.)  
Huffman, Gilbert 1939, 1940 (Capt.), 41

**Richmond**

Logan, Byrl C. 1937, 38, 39 (Capt.)

**Vincennes**

Parmenter, Bob 1952

**KANSAS****Wichita**

Barnes, Cortez 1994

**KENTUCKY****Campbellsville**

Parker, Jerry 1962, 63 (Capt.)

**Carlisle**

Gilley, Bill 1959, 61

**Covington**

Walther, Paul "Lefty" 1945, 47, 48, 49 (Capt.)

**DeWitt**

Bingham, Don 1957

**Earlington**

Coffman, Wes 1967, 68

**Elizabethtown**

Hendrix, Tom 1966, 67, 68 (Capt.)

**Fall Rock**

Campbell, Glenn 1959, 60, 61 (Capt.)

**Four Mile**

Woods, Rodney 1973, 74, 75 (Capt.)

**Hebron**

Parton, Ralph 1980

**Hopkinsville**

Hopson, Scotty 2009, 10, 11  
Victor, Isiah 1998, 99, 00, 01

**Louisville**

Bertelkamp, Hank 1951, 52, 53 (Capt.)  
Brown, Jermaine 1992, 93  
Houston, Allan 1990, 91, 92, 93  
Kemper, Bob 1945  
Powell, Dale 1948, 49, 50  
Voelker, Eddie 1971, 72, 73

**Manchester**

Garrison, Henry 1958, 59

**Maysville**

Lofton, Chris 2005, 06, 07 (Capt.), 08 (Capt.)

**Middlesboro**

Schultz, Danny 1963, 64

**Paducah**

Arterburn, Sam 1986

**Pikeville**

Booth, Bill 1961, 63

**Sandy Hook**

Bowling, Orb 1961, 62, 63

**LOUISIANA****New Orleans**

Robertson, Maurice 1996

**MARYLAND****Baltimore**

Barton, Antonio 2014  
Woods, Kevin 1982, 83, 84, 85

**Odenton**

Owens, Tariq 2015

**Suitland**

Maze, Bobby 2009, 10

**MICHIGAN****Mt. Clemens**

Smith, Ramar 2007, 08

**Royal Oak**

Peltz, Roger 1971

**Trenton**

Nash, Kevin 1978, 79, 80

**MINNESOTA****Minneapolis**

Widseth, Carl 1953, 54, 55, 56 (Capt.)

**MISSISSIPPI****Sardis**

Harris, Torrey 1996, 97, 98, 99

**MISSOURI****Kansas City**

Walker, Derrick 2018, 19

**NEBRASKA****Omaha**

Albrecht, Justin 2003-04

**NEVADA****Las Vegas**

Watson, C.J. 2003, 04 (Capt.), 05 (Capt.),  
06 (Capt.)

**NEW JERSEY****Springfield**

Hirschorn, Steve 1972

**NEW YORK****Bronx**

Punter Jr., Kevin 2015, 16 (Capt.)  
Williams, Brian 2008, 09, 10, 11

**Brooklyn**

King, Bernard 1975, 76, 77  
Wiener, Ed 1953, 54, 55 (Capt.)

**Dix Hills**

Harris, Tobias 2011

**East Hampton**

Wood, Howard 1978, 79, 80, 81

**Forest Hills**

Grunfeld, Ernie 1974, 75, 76, 77 (Capt.)

**Lackawanna**

Threeths, Chuck 1977, 79, 80

**Niagara Falls**

Beaman, Tyrone 1981, 82, 83, 84

**NORTH CAROLINA****Asheville**

Brown, Fred V. 1929, 30  
Gash, Pee-Wee 2003, 04

**Ayden**

Dunk, Alico 1995

**Charlotte**

Rivers, Steve 1990, 91, 92  
Turner, Zach 2000, 01, 02, 03  
White, Tony 1984, 85, 86, 87  
Williams, Grant 2017, 18, 19

**Durham**

Johnson, Jalen 2019  
Lee, Rashard 1996, 97, 98, 99

**Fayetteville**

Fields, John 2011  
Parker, Kwe 2017

**Goldsboro**

Richardson, Anthony 1984, 85, 86, 88

**Greensboro**

Jarvis, Bill 1952, 53, 54, 55  
Keister, Earl 1922, 23, 24, 25 (Capt.)

**Marion**

Hausley, Ron 1986, 87

**Raleigh**

Ndiaye, Rawane "Pops" 2014

**Spruce Pine**

Grindstaff, Jenis 2001, 02

**Weaverville**

Robinson, Harvey L. 1931

**Wilmington**

Whitted, Kevin 1993, 94, 95

**OHIO****Alliance**

Johanson, Mike 1986

**Canton**

Brykalski, Bob 1975  
Hug, Paul 1929

**Celina**

Myers, Kerry 1968, 70

**Cincinnati**

Berry, Orlando 1992  
Childress, Ryan 2006, 07, 08, 09  
Federmann, Dan 1981, 82, 83, 84

**Cleveland**

Hann, Bill 1967, 68, 69

**Dayton**

Ashworth, Doug 1974, 75, 76 (Capt.)  
Bayne, Howard 1964, 65, 66 (Capt.)  
Bell, David 1967  
Carmichael, Ron 1959, 60

**Franklin**

McIntosh, Larry 1964, 65, 66 (Capt.)

**Independence**

Boerwinkle, Tom 1967, 68

**Maple Heights**

Kosmalski, Len 1972, 73, 74 (Capt.)

**Newark**

Snow, John 1972, 73, 74

**Sandusky**

Barnett, Irv "Big Stoop" 1945  
Jones, DaShay 1997, 98

**Shaker Heights**

Higgins, Jon 2000, 01, 02, 03 (Capt.)

**Springfield**

Wilborn, Elgrace 2002, 03  
Wilson, Tommy 1961, 62, 63

**Toledo**

Crosby, Terry 1976, 77, 78, 79  
Darrington, Chris 2018

**Wooster**

Petty, Malcolm "Mac" 1967, 68

**Youngstown**

Joyce, Tim 1975

**OKLAHOMA****Edmond**

Richardson, Josh 2012, 13, 14, 15 (Capt.)

**PENNSYLVANIA****Altoona**

Johnston, Dick 1969, 70, 71

**Pennel**

Cornwall, Jimmy 1965, 66

**Pittsburgh**

Balitsaris, Mike 1940, 41, 42

OUTLOOK

PLAYERS

STAFF

REVIEW

RESULTS

RECORDS

HONORS

POSTSEASON

VOLMANAC

MEDIA INFO



**SOUTH CAROLINA****Florence**

Wingate, Major 2004, 05, 06 (Capt.)

**Irmo**

Savage, Brooks (Mgr.) 2006, 07, 08

**Spartanburg**

O'Shields, Garland "Mule" 1945 (Capt.), 46 (Capt.)

**TENNESSEE****Alcoa**

Thompson, Herman 1954, 55, 56, 57 (Capt.)

**Arlington**

Wiseman, Lang 1990, 91, 92, 93

**Blountville**

Caldwell, Craig (Mgr.) 1942

**Bradford**

Bryant, Frank E. (Mgr.) 1910

**Brentwood**

Murphy, Rob 2013

**Bristol**

Hogsett, Bobby 1963, 64, 66

**Capeville**Bowe, Clarence 1923, 24, 25  
Bowe, Nat W. (Mgr.) 1938**Carthage**

Moore, Scott 1996, 97, 98

**Chattanooga**Binks Jr., William P. (Mgr.) 1941  
Black, C.J. 1997, 98, 99, 00  
Perkins, Marion F. 1935, 36  
Poole, Michael 1980  
Price, Jay 1989, 90, 91, 92  
Snodgrass, John 1984  
Test, Eddie 1960, 61  
Walker, Harris 2000, 01**Cleveland**

Baker, Del 1998, 99, 00, 02

Cate, Bill 1955, 56

Haggard Jr., William O. (Mgr.) 1929

Smith, JaJuan 2005, 06, 07, 08 (Capt.)

Yarbrough, Vincent 1999, 00, 01, 02

**Clinton**

Crenshaw Jr., Douglas (Mgr.) 1952

**Columbia**

Jenkins, Fred 1984, 85, 86, 87

Thomas, Frank 1939, 40, 41 (Capt.)

**Cross Plains**

Groves, Carlus 1990, 91, 92

**Farragut**

Graham, Don 1948, 49, 50

**Fayetteville**

Hatcher, Bill 1921, 22, 23, 24 (Capt.)

**Franklin**

Moore, Jason 1995

Ring, J.J. 1909, 10

**Fountain City**

Matlock, Sam A. (Mgr.) 1936

**Gallatin**

Hite, Paul P. 1912

Ransley, Allen C. 1936

**Grand Junction**

Hamer, Steve 1993, 94, 95, 96 (Capt.)

**Greenback**

Disney, Mike 1963

**Greeneville**

Campbell, Roe 1921, 22, 23

Ottinger, Russell (Mgr.) 2014

**Happy Valley**

Treadway, Joe 1950, 52

**Hendersonville**

Hubert, Michael 2011

**Humboldt**

Atkins, Doug 1951

**Jackson**

Chism, Wayne 2007, 08, 09 (Capt.), 10 (Capt.)

Donnell, Robert (Mgr.) 1987

Fisher, Dick 1959, 60, 61

Freeman, John (Mgr.) 1985, 87

**Jellico**

Harkness, William S. 1923, 24, 25, 26 (Capt.)

**Johnson City**

Carnes, Gary 1979, 80, 81

Johnson, Damon 1995, 96

McCown, Leonidas W. 1909

Williams, Shane 1995, 96

**Kenton**

Smith, Matthew G. 1909

**Kingsport**

Carnes, Shane 1995

Dodd, Robert L. 1929, 30 (Capt.), 31

Fulkerson, John 2018, 19

Gipe, Bob 1955, 56, 57

Hug, Paul 1929

**Kingston**

Clark, Austin 1974, 75, 76

Guinn, Bobby Jack 1967

**Knoxville**

Anderton, David 1960, 61, 62

Ayres, Morgan B. 1924

Bailey, William 1943

Bartlett, Tommy 1950, 51, 52 (Capt.)

Bertelkamp, Bert 1977, 78, 79, 80

Bowden, Jordan 2017, 18, 19

Byington, J.D. 1953, 54, 55

Callaway, Frank B. 1918 (Capt.), 19 (Capt.)

Campbell, Lucas 2019

Campbell, Galen 2015

Cannington, Quinn 2010

Christenberry, Dexter (Mgr.) 1937

Clemmons, Drew 2003

Cooper, Ray 1958, 59

Crittenden, Ray 1923, 24, 25, 26

Crumbless, Polk 1933, 34

Cruze, Kyle 1954

Ellison, Marvin (Mgr.) 1939

England, Jimmy 1969, 70, 71 (Capt.)

Faust, Hugh 1929, 30, 31 (Capt.)

Fox, Robert 1940

Gentry, Bob 1956, 57

Greenblatt, LeClaire 1930, 31, 32

Hall, Bill 1953, 54 (Capt.), 55

Henry, Travis 1986, 87, 88, 89

Houston, John 1961

Hyatt, Jerald 1982

Johnson, A. Howard 1921, 22, 23 (Capt.), 24

Jones, Hugh 1947, 48, 49, 50

Jones, Rob 1983, 84, 85, 86

Justus, Bill 1967, 68, 69 (Capt.)

Ketchen, F. Earl 1910, 11 (Capt.)

Kipp, Solon S. 1909, 10 (Capt.)

Kirk, Albert E. 1932, 33, 34 (Capt.)

Krisle, George 1936, 37, 38

Ledbetter, Paul (Mgr.) 2004

Lopez, Brandon 2013

Lovelace, Bill 1953, 54, 55

Lowery, Butch 1958

Luttrell, William 1939, 40, 41

Masterson, Tipton 1935, 36, 37

McCormack, Brandon (Mgr.) 2004

Montgomery, Ed 1948, 49, 50

Neff, Herbie 1951, 52

Neyland, Lewis 1954, 55, 56

Pearl, Steven 2008, 09, 10, 11

Plotnicki, Skip 1965

Preston, Don (Mgr.) 1958, 59

Reeder, C.A. "Lum" 1914, 17, 19

Reeder, Claude "Goot" 1930, 31, 32 (Capt.)

Reeverts, Don 1957, 58, 59

Rice, Earle B. 1910

Roth, Doug 1986, 87, 88

Sample, Edward B. (Mgr.) 1924

Scott, Charles 1958, 59

Sewell, Anthony 1998

Thomas Jr., Daniel R. 1945, 46, 47

Thomas, Jack 1946, 49

Titworth, John R. 1911, 12, 13

Troutman, Conrad E. 1918, 19, 20, 21 (Capt.), 22

Widby, Ron 1965, 66, 67 (Capt.)

Wright, Bill 1943, 47

Young, Bill 1967

**Lenoir City**

Burdette, George 1925

**Lewisburg**

Batey, Jack S. 1923, 25

Haislip, Marcus 2000, 01, 02

**Lexington**

Thomas, J. Pope (Mgr.) 1951

**Madison**

Carnes, Myron 1984, 85

**Maryville**

Coulter, Kenny 1957, 58, 59

Fisher, John W. 1936, 37

Teffeteller, Kenne 1978, 79

**Memphis**

Anderson, Harry 1934, 35 (Capt.), 36 (Capt.)

Bradshaw, Dane 2004, 05, 06, 07 (Capt.)

Brooks, Michael 1981, 82, 83, 85

Campbell, Don 1970

Cole, Johnny Paul (Mgr.) 2012

Golden, LaMarcus 1993, 94

Harris, Antonio 1996, 97

Harris, Tony 1998, 99, 00, 01

Jones, Palmer 1919, 20, 21, 22 (Capt.)

Langschmidt, Carl 1953

Love, Anthony 1981

Mansfield, Larry 1968

McCabe, Willis 1920

McCallum, Robert (Mgr.) 1932

McFadgon, Scooter 2004, 05 (Capt.)

McKeen, Allyn E. 1926, 27, 28

Neely, Frank S. 1911

Pardue, James W. (Mgr.) 1940

Prince, J.P. 2008, 09, 10 (Capt.)

Scott, Robert R. 1928

Sexton, Scott (Mgr.) 1989, 90

Sharp, Harry B. 1928, 29 (Capt.), 30

Smithwick, Fred 2003, 04, 05

Stokes, Jarnell 2012, 13, 14

Swearingen, Clarence 1988, 89

Weatherford, Heiskell (Mgr.) 1934  
Woods, Terrence 2000, 01

### Millington

Corblitt, Maurice 1929, 30, 31 (Capt.)

### Morristown

Marshall, Floyd "Biggy" 1935, 36, 37 (Capt.)

### Murfreesboro

Thompson, Darius 2014  
Woodson, Brad 2019

### Nashville

Allen, Corey 1992, 93  
Bone, Jordan 2017, 18, 19  
Bone, Josh 2010, 11  
Bowers, Richard 1950, 51, 52  
Burriss, Art 1947, 48, 49, 50 (Capt.)  
Eldson, Parker (Mgr.) 2017  
Hackman, J.S. 1929  
Harper, Tyrone 1984, 86  
Hathaway, Charles 1997, 98, 99, 00, 01  
Herndon, Boomer 2003, 04  
Jackson, Mike 1975, 76, 77 (Capt.)  
Johnson, Rip 1981  
Lucas, Charles R. "Mike" 1929, 30, (Capt.) 31  
McWhirter, E. Powell 1931, 32, 33 (Capt.)  
Risser, Bob 1957, 58, 59  
Slay, Ron 2000, 01, 02, 03 (Capt.)  
Wharton, Brandon 1996, 97, 98, 99  
Whitesell, Bill (Mgr.) 1991, 92, 93, 94

### Newbern

Hubbs III, Robert 2015, 16, 17 (Capt.)

### Oak Ridge

Moss, Howie 1960, 62 (Capt.)

### Paris

Littleton, Ed 1981, 83

### Piney Flats

Carter, Garrett (Mgr.) 2017

### Powell Station

Dougherty, Nathan W. 1909 (Capt.)

### Pulaksi

Smith, Tyler 2008, 2009 (Capt.), 10

### Ridgetop

Phillips, William 1933, 34

### Rogersville

Richardson, Lloyd 1971, 72 (Capt.), 73

### Rutledge

Davis, A.W. 1963, 64, 65 (Capt.)  
McBee, Skylar 2010, 11, 12, 13

### Savannah

Barnhill, John H. 1926, 27, 28

### Sevierville

Whaley, Jordan (Mgr.) 2014

### Smithville

Braswell, Bo (Mgr.) 1987

### Smyrna

DeBro, Eddie 2006

### Springfield

Darden, Johnny 1976, 77, 78 (Capt.), 79 (Capt.)

### Sweetwater

Green, Aaron 1996, 97, 98, 99

### Tullahoma

Robertson, Victor M. (Mgr.) 1923, 24

### Union City

Bonds, Rodney 1994  
Caldwell, Stanley 1993, 94  
Elam, Thomas F. (Mgr.) 1930, 31  
Griffin, Mark 1986, 87, 88, 89  
Harris, David W. (Mgr.) 1933

### Woodford

Pace, Lewis C. 1915 (Mgr.), 16

## TEXAS

### El Paso

Seale, Bill 1974  
Tomlinson, Wayne 1972, 73, 74

### Houston

Asumnu, Stanley 2003, 04, 05, 06  
Crump, Brandon 2002, 03, 04 (Capt.), 05 (Capt.)  
Ikeakar, Andy 2001, 02

### Silsbee

Holden, Thaydeus 2002, 03

## UTAH

### Salt Lake City

Evans, Lew 2017 (Capt.)

## VIRGINIA

### Bristol

Carter, Bobby 1959, 60, 61  
Feathers, Beattie 1932  
Robinette, Pat 1963, 64, 65

### Franklin

Reese, Ronnie 1988, 89, 90, 91

### Fredericksburg

Jackson, Justin 2009

### Hampton

Crews, Duke 2007, 08  
Daniel III, James 2018

### Haysi

Anderson, Glenn 1960

### Roanoke

Kinzel, Hank 1948, 49, 50, 51

### Springfield

Condon, Kyle (Mgr.) 2013

## WASHINGTON, D.C.

Ratliff, James 1978

## WEST VIRGINIA

### Bekley

Cook, Ted 1942, 43 47 (Capt.)

### Benwood

Gasparovic, Joe 1945, 46

### Charleston

Woodall, Jim 1969, 70, 71

### Huntington

Hawkins, Greg 1971  
Hawkins, Marshall 1943, 46, 47, 48 (Capt.)  
Wild, Tanner 2009

### London

Bell, Greg 1988, 89, 90, 91

### Mullens

Elliott, Sid 1962, 63, 64 (Capt.)

### Oak Hill

Jackson, Cornelius 1997

### Princeton

Little, Elvin 1951, 52, 53

### Wheeling

Mehen, Bernard 1940, 41, 42 (Capt.)  
Mehen, Richard 1942, 43, 47 (Capt.)

## WISCONSIN

### Madison

Maymon, Jeronne 2012, 14

## U.S. VIRGIN ISLANDS

### St. Thomas

Brown, Elvin 1986, 87, 88

## BAHAMAS

### Nassau

Lockhart, Ian 1987, 88, 89, 90  
Miller, Dwight 2012

## CANADA

### Hamilton, Ontario

Croft, Bobby 1968, 69, 70 (Capt.)

### Milton, Ontario

Alexander, Kyle 2016, 17, 18, 19

### Toronto, Ontario

Kasongo, Ray 2016

## FRANCE

### Fuveau

Pons, Yves 2018, 19

## NIGERIA

### Lagos

Makanjuola, Yemi 2012, 13

### Kaduna

Negedu, Emmanuel 2009

OUTLOOK

PLAYERS

STAFF

REVIEW

RESULTS

RECORDS

HONORS

POSTSEASON

VOLMANAC

MEDIA INFO



# INCOMING TRANSFER HISTORY

*Corrections or additions to this list should be directed via email to [tomsid@tennessee.edu](mailto:tomsid@tennessee.edu)*

## DIVISION I TRANSFERS

Name	Year in Residency	Active at Tenn.	Previous School
Bailey Jr., Victor	2019-20		Oregon
Bohannon, Eldrick	1993-94	1994-95	Arizona
Bone, Josh <sup>!</sup>	Jan. 2009 - Dec. 2010	2009-11	Southern Illinois
Coogler, Jim <sup>*</sup>	immediately eligible	1980-81	Middle Tennessee State
Grindstaff, Jenis	1998-99	1999-2002	Virginia Tech
Hendrix, Jemere	2002-03	2003-05	Clemson
Hubert, Mike <sup>*</sup>	immediately eligible	2008-11	Chattanooga
Kilmartin, Ryan <sup>*</sup>	immediately eligible	2011-12	Appalachian State
Maymon, Jeronne	Jan. 2010 - Dec. 2011	2010-14	Marquette
McFadgon, Scooter	2002-03	2003-05	Memphis
Murphy, Rob <sup>*</sup>	2010-11	2011-13	Lipscomb
Patterson, Andre	2003-04	2004-06	UCLA
Plavšić, Uroš	Status undetermined entering 2019-20 season		Arizona State
Prince, J.P.	Jan. 2010 - Dec. 2011	2007-10	Arizona
Smith, Tyler	Waiver; immediately eligible	2007-10	Iowa
Tracey, Vinnie	Jan. 1972 - Dec. 1973	1973-75	Boston College

<sup>\*</sup> Transferred to Tennessee as a walk-on; <sup>!</sup> Later earned a scholarship

## JUNIOR COLLEGE TRANSFERS

Name	Active at Tenn.	Previous School
Albrecht, Justin	2002-04	Iowa Western Community College
Allen, Corey	1991-93	Aquinas Junior College (Tenn.)
Barnes, Cortez	1993-94	Hutchinson Community College (Kan.)
Baulkman, Devon	2014-16	Gulf Coast State College (Fla.)
Berry, Orlando	1991-92	Hiwassee Junior College (Tenn.)
Clemmons, Drew <sup>*</sup>	2001-03	King College (Tenn.; NCAA Division II)
Darrington, Chris	2017-18	Vincennes University (Ind.)
Edwards, D'Montre	2012-14	Brevard Community College (Fla.)
Ferguson, Micquan	2001-02	Aquinas Junior College (Tenn.)
Glenn, Terry	1978-79	Morristown Junior College (Tenn.)
Goins, Melvin	2009-11	Mt. San Jacinto College (Calif.)
Holden, Thaydeus	2001-03	Seward County Community College (Kan.)
Johnson, Damon	1994-96	Hiwassee Junior College (Tenn.)
Johnson, Rip	1979-81	Motlow State Community College (Tenn.)
Jones, DaShay	1996-98	Vincennes Junior College (Ind.)
Kasongo, Ray	2015-16	College of Southern Idaho
Maze, Bobby	2008-10	Hutchinson Community College (Kan.)
Miller, Dwight	2011-13	Midland College (Texas)
Ndiaye, Rawane	2013-14	Indian Hills Community College (Iowa)
Passley, Tony	2006-07	Redlands Community College (Okla.)
Punter Jr., Kevin	2014-16	State Fair Community College (Mo.)
Robbins, Austin "Red"	1964-66	Chipola Junior College (Fla.)
Robinson, Larry	1971-73	Ferrum Junior College (Va.)
Swearengen, Clarence	1987-89	Connors State Junior College (Okla.)
Teffteller, Kenne	1977-79	Walters State Community College (Tenn.)
Turner, Eric	1988-89	Los Angeles City College (Calif.)
Williams, Shane	1994-96	Northeastern Oklahoma A&M
Wright, Lou	2003-04	Southwest Tennessee Community College

<sup>\*</sup> Transferred to Tennessee as a walk-on; <sup>!</sup> Later earned a scholarship

## GRADUATE TRANSFERS

Name	Active at Tenn.	Previous School
Barton, Antonio	2013-14	Memphis
Chiles, Ian	2014-15	IUPUI
Daniel III, James	2017-18	Howard
Evans, Lew	2016-17	Utah State
Fields, John	2010-11	UNC Wilmington


# MULTI-SPORT BASKETBALL PLAYERS

PLAYER	POS	YEARS	OTHER SPORTS AT TENNESSEE (POS, YEARS)
Anderson, Harry	C	1934-36	Track (1934-36)
Atkins, Doug	C	1951	Football (T, 1950-52); Track (1950-52)
Asumnu, Stanley	F	2003-06	Football (WR, 2006)
Balitsaris, Mike	G	1940-42	Football (End, 1939-41)
Barnhill, John H.		1927-28	Football (1925-27)
Bartlett, Tommy	G	1951-52	Tennis (1950-52)
Burdette, George		1925	Football (G, 1923-25); Track
Campbell, Don	G	1968-70	Baseball (INF, 1968-70)
Campbell, Roe	C	1921-23	Football (QB, 1920-22, 24)
Chancey, Steve	F	1972	Football (FB, 1971-73)
Corbitt, Maurice		1929-31	Track (Jumps)
Coulter, Kenny	G	1957-59	Baseball (INF/RHP, 1959); Track (1957-59)
Crumbliss, Polk		1933-34	Tennis (1933)
Cruze, Kyle "Buddy"	F	1954	Football (E, 1955-56)
Dodd, Bobby L.		1929-31	Football (QB, 1928-30)
Dougherty, Nathan W.	C	1909	Football (RT, 1906-09)
Elliott, Sid	C	1962-64	Track (1962-64)
Faust, Hugh D.		1929-31	Football (QB, 1930)
Fayton, C.J.*	G	2002	Football (WR, 2002-05)
Feathers, Beattie		1932	Football (B, 1931-33)
Fender, M.W.		1912-13	Football (1912)
Fisher, Dick	C	1959-61	Baseball (1B/RHP, 1959)
Foxx, Bob		1940	Football (HB, 1938-40); Baseball (1939 or 1940)
Goins, Melvin	G	2011-12	Football (DB, 2011 spring practice only)
Greenblatt, LeClaire		1930-32	Track
Griffin, Mark	F	1985-89	Baseball (RHP, 1988)
Harkness, William S.	F	1923-26	Football (QB, 1923-26)
Hatcher, Adolphus H. "Buck"	G	1920, 21	Football (HB, 1923)
Hawkins, Marshall	F/C	1943, 46-48	Tennis (1948)
Hug, Paul		1929	Football (End, 1928-30)
Janes, Palmer		1919-22	Football (End, 1919-21)
Kinard, Rudy	G	1969-70	Baseball (SS, 1969-70)
Kipp, Solon S.	G	1909-10	Baseball
Krisle, George	G	1936-38	Tennis (1936-38)
Luttrell, William		1939-41	Football (T, 1938-40)
Marshall, Floyd "Biggy"	F	1935-37	Track (1935-37)
Maxedon, Grover A. 1911	C	1911	Baseball (OF, 1911)
McCabe, Willis		1920	Football (QB, 1919)
McKeen, Allyn E.	G	1926-28	Football (End, 1925-27)
McSpadden, Malcolm	G	1912-15	Football (B, 1914)
Mehen, Bernie	F	1940-42	Track (1940-42)
Mitchell, David*	G	1974	Baseball (OF, 1976-77)
Moore, Owen		1927	Football (HB, 1926)
Moss, Howie	F	1960, 62	Track (Jumps, 1961)
Neff, Herb	C	1951-52	Track (Jumps, 1949-52)
Neyland, Lewis	F	1954-56	Tennis (1953-54)
Perkins, Marion		1935-36	Football (FB, 1936-37)
Petty, Malcolm "Mac"	F	1666-68	Baseball (RHP, 1966-67)
Plotnicki, Ben "Skip"	F	1963-65	Track (1963, 65)
Powell, Dale	F	1948-49	Baseball (1B, 1951)
Preston, Don	F	1958-59	Swimming (Freestyle)
Ransey, Allen C.		1936	Football (C, 1936-37)
Reeverts, Don	F	1957-59	Track (1957-59)
Ring, J.J.	C	1909-10	Football (RT, 1906, 09)
Robinson, Harvey L.		1931	Football (QB, 1931-32)
Scott, Charles	F	1957-59	Track (1958-59)
Smithson, Mike*	F	1975-76	Baseball (RHP, 1975-76)
Test, Eddie	G	1960-61	Baseball (3B, 1960)
Testerman, Kyle*	F	1954-55	Tennis (1954-56)
Titsworth, John R.		1911-13	Baseball (P, 1910-13)
Warren, Buist		1938, 40	Football (QB, 1938-40)
White, Benton		1909	Football (LE, 1907-08)
Widby, Ron	F	1965-67	Baseball (1B, 1965); Football (P, 1964-66); Golf (1966)
Witt, Roy		1928	Baseball (P, 1926-28); Football (HB, 1926-28)
Wolfe, Lloyd S.	G	1915-17	Football (RE, 1914-16)
Woods, Rodney	G	1973-75	Baseball (OF, 1973-74)
Young, Bill	C	1967	Football (DB, 1966, 1968-69)


\* = Did not letter in basketball (squad member)



As a quarterback on the Vols' football team, **Bobby Dodd** led UT to a 27-1-2 record as a starter. He is member of the College Football Hall of Fame as both a player and coach.



Vols forward **Mike Smithson** also starred on the baseball diamond at Tennessee. He went on to pitch eight years in Major League Baseball and was a member of the Minnesota Twins' 1987 World Series championship team.



A four-sport letterman at UT, **Ron Widby** was selected in three pro drafts in two sports. He played in two Super Bowls with the Cowboys, winning Super Bowl VI.

OUTLOOK

PLAYERS

STAFF

REVIEW

RESULTS

RECORDS

HONORS

POSTSEASON

VOLMANAC

MEDIA INFO



# ALL-TIME RECORD BREAKDOWN

Year	Overall		SEC		Finish	Captain(s)	Year	Overall		SEC		Finish	Captain(s)
	W	L	W	L				W	L	W	L		
1908-09	2	5	-	-	-	Nathan W. Dougherty	1966-67	21	7	15	3	1st	Ron Widby
1909-10	7	8	-	-	-	Solon S. Kipp	1967-68	20	6	13	5	2nd	Tom Hendrix
<b>A.A. Stone (7-9, .438)</b>							1968-69	21	7	13	5	2nd	Bill Justus
1910-11	7	9	-	-	-	Earl F. Ketchen	1969-70	16	9	10	8	5th	Bobby Croft
<b>Zora Clevenger (50-14, .781)</b>							1970-71	21	7	13	5	2nd	Jimmy England
1911-12	5	5	-	-	-	A. E. Leonhardt	1971-72	19	6	14	4	T-1st	Lloyd Richardson
1912-13	9	5	-	-	-	Victor H. Klein	1972-73	15	9	13	5	T-2nd	Larry Robinson
1913-14	15	2	-	-	-	Victor H. Klein	1973-74	17	9	12	6	3rd	Len Kosmalski
1914-15	9	2	-	-	-	Malcolm McSpadden	1974-75	18	8	12	6	T-3rd	Rodney Woods
1915-16	12	0	-	-	-	B. J. Greenwood	1975-76	21	6	14	4	2nd	Doug Ashworth
<b>John R. Bender (29-15, .659)</b>							1976-77	22	6	16	2	T-1st	Ernie Grunfeld, Mike Jackson
1916-17	10	5	-	-	-	Joseph Jacobs	<b>Cliff Wettig (11-16, .407)</b>						
<b>R.H. Fitzgerald (5-15-1, .238)</b>							1977-78	11	16	6	12	T-7th	Johnny Darden
1917-18	3	9-tl	-	-	-	Dan B. Wexler	<b>Don DeVoe (204-137, .598)</b>						
1918-19	2	6	-	-	-	Frank Callaway	1978-79	21	12	12	6	2nd	Johnny Darden
<b>John R. Bender (29-15, .659)</b>							1979-80	18	11	12	6	T-3rd	Game Captains
1919-20	11	3	-	-	-	Henry R. Bell	1980-81	21	8	12	6	3rd	Game Captains
1920-21	8	7	-	-	-	Conrad Troutman	1981-82	20	10	13	5	T-1st	Game Captains
<b>M.B. Banks (52-33-1, .605)</b>							1982-83	20	12	9	9	T-4th	Game Captains
1921-22	12	7-tl	-	-	-	Palmer Janes	1983-84	21	14	9	9	6th	Game Captains
1922-23	15	2	-	-	-	Howard Johnson	1984-85	22	15	8	10	T-7th	Game Captains
1923-24	10	8	-	-	-	Bill Hatcher	1985-86	12	16	5	13	8th	Game Captains
1924-25	6	8	-	-	-	Earl Keister	1986-87	14	15	7	11	T-8th	Game Captains
1925-26	9	8	-	-	-	Billy Harkness	1987-88	16	13	9	9	6th	Game Captains
<b>W.H. Britton (80-73, .523)</b>							1988-89	19	11	11	7	T-4th	Game Captains
1926-27	7	12	-	-	-	Jim Cooley	<b>Wade Houston (65-90, .419)</b>						
1927-28	0	12	-	-	-	Elvin Butcher	1989-90	16	14	10	8	T-4th	Game Captains
1928-29	11	5	-	-	-	Harry B. Sharpe	1990-91	12	22	3	15	T-8th	Game Captains
1929-30	13	4	-	-	-	Bobby Dodd, Charles Lucas	1991-92	19	15	8	8	3rd (East)	Game Captains
1930-31	11	10	-	-	-	Maurice Corbitt, Hugh Faust	1992-93	13	17	4	12	6th (East)	Game Captains
1931-32	8	7	-	-	-	Claude Reeder	1993-94	5	22	2	14	6th (East)	Game Captains
1932-33	9	11	3	7	T-10th	Powell McWhirter	<b>Kevin O'Neill (36-47, .434)</b>						
1933-34	10	7	3	5	8th	Albert Kirk	1994-95	11	16	4	12	6th (East)	Game Captains
1934-35	11	5	7	4	3rd	Harry Anderson	1995-96	14	15	6	10	T-5th (East)	Steve Hamer
<b>Blair Gullion (47-19, .712)</b>							1996-97	11	16	4	12	6th (East)	Game Captains
1935-36	15	6	8	4	3rd	Harry Anderson	<b>Jerry Green (89-36, .712)</b>						
1936-37	17	5	7	1	2nd	Floyd Marshall	1997-98	20	9	9	7	3rd (East)	Game Captains
1937-38	15	8	7	4	5th	Alvin Rice	1998-99	21	9	12	4	1st (East)	Game Captains
<b>John Mauer (127-41, .756)</b>							1999-00	26	7	12	4	T-1st (East)	Game Captains
1938-39	14	7	6	5	8th	Charles Higdon, Byrl Logan	2000-01	22	11	8	8	4th (East)	Game Captains
1939-40	14	7	7	3	2nd	Gilbert Huffman	<b>Buzz Peterson (61-59, .508)</b>						
1940-41	17	5	8	3	3rd	Frank Thomas	2001-02	15	16	7	9	4th (East)	Game Captains
1941-42	19	3	7	1	1st	Bernie Mehen	2002-03	17	12	9	7	4th (East)	Ron Slay, Jon Higgins
1942-43	14	4	6	3	3rd	Paul Herman	2003-04	15	14	7	9	T-5th (East)	Crump, Watson
1943-44	World War II — No Team						2004-05	14	17	6	10	5th (East)	Crump, McFadgon, Watson
1944-45	18	5	8	2	T-1st	Garland O'Shields	<b>Bruce Pearl (145-61, .704)</b>						
1945-46	15	5	8	3	3rd	Garland O'Shields	2005-06	22	8	12	4	1st (East)	Asumnu, Watson, Wingate
1946-47	16	5	10	3	3rd	Ted Cook, Dick Mehen	2006-07	24	11	10	6	T-2nd (East)	Bradshaw, Lofton
<b>Emmett Lowery (169-110, .606)</b>							2007-08	31	5	14	2	1st (East)	Lofton, J. Smith, Howell
1947-48	20	5	10	2	3rd	Marshall Hawkins	2008-09	21	13	10	6	T-1st (East)	Tyler Smith, Wayne Chism
1948-49	19	7	8	3	3rd	Paul Walther	2009-10	28	9	11	5	3rd (East)	Wayne Chism, J.P. Prince
1949-50	15	11	5	6	7th	Art Burreis	2010-11	19	15	8	8	5th (East)	Goins, Pearl, Williams
1950-51	10	13	5	9	10th	Game Captains	<b>Cuonzo Martin (63-41, .606)</b>						
1951-52	13	9	7	7	T-6th	Tommy Bartlett	2011-12	19	15	10	6	T-2nd	Cameron Tatum
1952-53	13	8	7	6	4th	Hank Bertelkamp	2012-13	20	13	11	7	5th	Game Captains
1953-54	11	12	7	7	T-6th	Bill Hall	2013-14	24	13	11	7	4th	Game Captains
1954-55	15	7	8	6	5th	Ed Wiener	<b>Donnie Tyndall (16-16, .500)</b>						
1955-56	10	14	6	8	T-6th	Carl Widseth	2014-15	16	16	7	11	10th	Moore, Richardson
1956-57	13	9	5	9	9th	Herman Thompson	<b>Rick Barnes (88-50, .638)</b>						
1957-58	16	7	8	6	T-5th	Leon Ammerman	2015-16	15	19	6	12	12th	Game Captains
1958-59	14	8	8	6	T-5th	Gene Tormohlen	2016-17	16	16	8	10	9th	Game Captains
<b>John Sines (26-45, .366)</b>							2017-18	26	9	13	5	T-1st	Game Captains
1959-60	12	11	7	7	T-6th	Dalen Showalter	2018-19	31	6	15	3	T-2nd	Game Captains
1960-61	10	15	4	10	T-11th	Glenn Campbell	<b>Seasons: 110</b>						
1961-62	4	19	2	12	12th	Howie Moss, John Martin	<b>Overall: 1657-1052-2 (.612) SEC: 744-572 (.565)</b>						
<b>Ray Mears (278-112, .713)</b>													
1962-63	13	11	6	8	7th	Jerry Parker							
1963-64	16	8	9	5	T-2nd	Sid Elliott							
1964-65	20	5	12	4	2nd	A. W. Davis							
1965-66	18	8	10	6	T-3rd	L. McIntosh, H. Bayne							



# ALL-TIME PLAYER STATISTICS

## ALL-TIME NUMERICAL JERSEY LISTING

00

Bohannon, Etdrick - 1995

0

Herdnon, Boomer - 2003, 04  
Woolridge, Renaldo - 2009, 10, 11  
Makanjuola, Yemi - 2012  
Punter Jr., Kevin - 2015, 16  
Bone, Jordan - 2017, 18, 19

1

Yarbrough, Vincent - 1999, 2000, 01, 02  
Wingate, Major - 2004, 05, 06  
Smith, Tyler - 2008, 09, 10  
McRae, Jordan - 2011  
Richardson, Josh - 2012, 13, 14, 15  
Turner, Lamonté - 2017, 18, 19

2

Ferguson, Micquan - 2002  
Clemmons, Drew - 2002, 03  
McFadgon, Scooter - 2004, 05  
Smith, JaJuan - 2006, 07, 08  
Goins, Melvin - 2011  
Barton, Antonio - 2014  
Kasongo, Ray - 2016  
Williams, Grant - 2017, 18, 19

3

Brand, Chris - 1992, 93, 94  
Lee, Rashard - 1996, 97, 98, 99  
Asumnu, Stanley - 2003, 04, 05, 06  
Johnson, Marques - 2007  
Maze, Bobby - 2009, 10  
Woolridge, Renaldo - 2012  
Reese, Derek - 2013  
Hubbs, Robert III - 2014, 15, 16, 17  
Daniel, James III - 2018

4

Booth, Bill - 1961, 62\*, 63  
Dyer, J.H. - 1962\*  
Crone, Jimmy - 1964  
Brown, Jermaine - 1992, 93  
Johnson, Damon - 1995, 96  
Crump, Brandon - 2002, 03, 04, 05  
Chism, Wayne - 2007, 08, 09, 10  
Moore, Armani - 2013, 14, 15, 16  
Fleschman, Jacob - 2018, 19

5

Booth, Bill - 1962\*  
Dyer, J.H. - 1962\*  
Cornwall, Jim - 1965\*  
Caldwell, Stanley - 1993, 94, 95  
Green, Aaron - 1996, 97, 98, 99  
Walker, Harris - 2000, 01  
Winchester, John - 2003, 04  
Lofton, Chris - 2005, 06, 07, 08  
Ngedu, Emmanuel - 2009  
Stokes, Jarnell - 2012, 13, 14  
Chiles, Ian - 2015  
Schofield, Admiral - 2016, 17, 18, 19  
\* Home games only; \* Road games only

### Justin Albrecht

#43 • F • 6-6 • 215 • Omaha, Neb. (North HS/Iowa Western CC)												
Year	GP-GS	Min	Avg	FG-A	Pct	3FG-A	Pct	FT-A	Pct	Rebs	Avg	Pts
2002-03	2-0	13	6.5	16-37	43.2	0-0	0.000	4	2.0	1-0	3	0
2003-04	26-2	205	7.9	17-49	34.7	9-35	25.7	3-4	75.0	50	19	22-0
Totals	28-2	218	7.8	19-54	35.2	9-38	23.7	3-4	75.0	54	19	23-0

### Kyle Alexander

#11 • F • 6-11 • 222 • Milton, Ontario (Orangeville Prep)												
Year	GP-GS	Min	Avg	FG-A	Pct	3FG-A	Pct	FT-A	Pct	Rebs	Avg	Pts
2015-16	32-11	391	12.2	16-37	43.2	0-0	0.000	21-32	65.6	101	3.2	55-0
2016-17	32-23	447	14.0	41-88	46.6	1-6	16.7	22-44	50.0	129	4.0	53-0
2017-18	34-34	690	20.3	77-113	68.1	1-11	10.0	37-52	71.2	189	5.6	83-3
2018-19	37-37	881	23.8	108-176	61.4	3-7	42.9	52-79	65.8	266	6.6	99-19
Totals	135-105	2409	17.8	242-414	58.5	5-14	35.7	132-207	63.8	645	4.9	290-9

### Corey Allen

#40 • F • 6-6 • 215 • Nashville, Tenn. (Whites Creek HS/Aquinas JC)												
Year	GP-GS	Min	Avg	FG-A	Pct	3FG-A	Pct	FT-A	Pct	Rebs	Avg	Pts
1991-92	34-31	1025	30.1	168-346	48.6	11-40	27.5	78-100	78.0	230	6.8	69-1
1992-93	30-30	991	33.0	167-358	46.6	29-69	42.0	65-98	66.3	220	7.3	55-2
Totals	64-61	2016	31.5	335-704	47.6	40-109	36.7	143-198	72.2	450	7.0	124-1

### Leon Ammerman

#19 • F • 5-11 • 190 • New Castle, Ind. (New Castle HS)												
Year	GP-GS	Min	Avg	FG-A	Pct	3FG-A	Pct	FT-A	Pct	Rebs	Avg	Pts
1955-56	20--	--	--	101-269	37.5	--	--	51-87	58.6	105	5.3	61--
1956-57	22--	--	--	141-339	41.6	--	--	91-144	63.2	198	9.0	59--
1957-58	20--	--	--	109-260	41.9	--	--	83-116	71.6	127	6.4	60--
Totals	62--	--	--	351-868	40.4	--	--	225-347	64.8	430	6.9	180--

### Glen Anderson

#32/#33 • F • 6-4 • 188 • Haysi, Va. (Haysi HS)												
Year	GP-GS	Min	Avg	FG-A	Pct	3FG-A	Pct	FT-A	Pct	Rebs	Avg	Pts
1957-58	5--	--	--	4-12	33.3	--	--	4-5	80.0	16	3.2	3--
1959-60	11--	--	--	16-42	38.1	--	--	9-10	90.0	34	3.1	16-0
Totals	16--	--	--	20-54	37.0	--	--	13-15	86.7	50	3.1	19-0

### David Arderton

#21 • G • 6-1 • 170 • Knoxville, Tenn. (Bearden HS)												
Year	GP-GS	Min	Avg	FG-A	Pct	3FG-A	Pct	FT-A	Pct	Rebs	Avg	Pts
1959-60	20--	--	--	36-76	47.4	--	--	18-23	78.3	22	1.1	28-0
1960-61	16--	--	--	7-27	25.9	--	--	11-14	78.6	11	0.7	6-0
1961-62	16--	--	--	35-91	38.5	--	--	25-39	64.1	35	2.2	34-1
Totals	52--	--	--	78-194	40.2	--	--	54-76	71.1	68	1.3	68-1

### Sam Arterburn

#12 • F • 6-6 • 200 • Paducah, Ky. (Tilghman HS)												
Year	GP-GS	Min	Avg	FG-A	Pct	3FG-A	Pct	FT-A	Pct	Rebs	Avg	Pts
1984-85	15-1	74	4.9	4-16	25.0	--	--	4-7	57.1	11	0.7	13-1
1985-86	19-1	116	6.1	13-30	43.3	--	--	7-9	77.8	17	0.9	17-0
1986-87	3-0	23	7.7	0-3	0.000	0-0	0.000	2-2	100.0	2	0.7	7-1
Totals	37-2	213	5.8	17-49	34.7	0-0	0.000	13-18	72.2	30	0.8	37-2

### Doug Ashworth

#43 • C • 6-6 • 215 • Dayton, Ohio (Beavercreek HS)												
Year	GP-GS	Min	Avg	FG-A	Pct	3FG-A	Pct	FT-A	Pct	Rebs	Avg	Pts
1973-74	21--	--	--	21-39	53.8	--	--	16-36	44.4	92	4.4	42-1
1974-75	26--	--	--	95-139	68.3	--	--	28-52	53.8	205	7.9	70-5
1975-76	27--	--	--	69-131	52.7	--	--	17-33	51.5	158	5.9	66-2
Totals	74--	--	--	185-309	59.9	--	--	61-121	50.4	455	6.1	178-8

### Stanley Asumnu #3 • F • 6-5 • 215 • Houston, Texas (Westbury Christian HS/Hargrave Acad.)

Year	GP-GS	Min	Avg	FG-A	Pct	3FG-A	Pct	FT-A	Pct	Rebs	Avg	Pts
2002-03	28-6	345	12.3	29-92	31.5	5-25	20.0	18-31	58.1	47	1.7	51-1
2003-04	29-11	490	16.9	62-136	45.6	1-7	14.3	27-64	42.2	71	2.4	51-1
2004-05	26-1	213	8.2	27-69	39.1	1-4	25.0	8-18	44.4	27	1.0	25-0
2005-06	30-15	579	19.3	106-210	50.5	1-8	18.2	26-53	49.1	95	3.2	36-6
Totals	113-33	1627	14.4	224-507	44.2	8-44	18.6	79-166	47.6	240	2.1	143-1

### Doug Atkins

#19 • C • 6-8 • 245 • Humboldt, Tenn. (Humboldt HS)												
Year	GP-GS	Min	Avg	FG-A	Pct	3FG-A	Pct	FT-A	Pct	Rebs	Avg	Pts
1950-51	13--	--	--	45-165	27.3	--	--	39-60	65.0	--	--	29--

### Todd Austin

#10 • G • 6-2 • 170 • Lafayette, Tenn. (Macon County HS)												
Year	GP-GS	Min	Avg	FG-A	Pct	3FG-A	Pct	FT-A	Pct	Rebs	Avg	Pts
1998-99	10-0	12	1.2	1-7	14.3	0-3	0.000	5-6	83.3	1	0.1	0-0

### Del Baker

#32 • G • 6-5 • 200 • Cleveland, Tenn. (Cleveland HS)												
Year	GP-GS	Min	Avg	FG-A	Pct	3FG-A	Pct	FT-A	Pct	Rebs	Avg	Pts
1997-98	25-0	174	7.0	17-48	35.4	8-27	29.6	4-4	100.0	24	1.0	11-0
1998-99	24-0	140	5.8	15-43	34.9	6-26	23.1	0-2	0.000	11	0.5	7-0
1999-00	25-0	296	11.8	34-82	41.5	12-45	26.7	7-17	41.2	27	1.1	14-0
Totals	100-2	260	10.0	13-37	35.1	11-31	35.5	4-9	44.4	27	1.0	18-0

### Eddie Ball

#30 • G • 6-2 • 190 • Cincinnati, Ohio (Sycamore HS)												
Year	GP-GS	Min	Avg	FG-A	Pct	3FG-A	Pct	FT-A	Pct	Rebs	Avg	Pts
1994-95	1-0	1	1.0	0-0	0.000	0-0	0.000	0	0.0	0	0.0	0
1995-96	1-0	1	1.0	0-0	0.000	0-0	0.000	0	0.0	0	0.0	0
Totals	2-0	2	1.0	0-0	0.000	0-0	0.000	0	0.0	0	0.0	0

### Cortez Barnes

#24 • F • 6-7 • 205 • Wichita, Kan. (Heights HS/Hutchinson CC)												
Year	GP-GS	Min	Avg	FG-A	Pct	3FG-A	Pct	FT-A	Pct	Rebs	Avg	Pts
1993-94	26-11	648	24.9	79-227	34.8	45-139	32.4	4-12	33.3	100	3.8	32-0

# ALL-TIME PLAYER STATS

## Tommy Bartlett

#13 • G • 5-8 • 160 • Knoxville, Tenn. (Knoxville HS)																		
Year	GP-GS	Min	Avg	FG-A	Pct	3FG-A	Pct	FT-A	Pct	Rebs	Avg	PF-FO	Ast	TO	Blk	Stl	Pts	Avg
1950-51	21--	--	--	69-233	296	--	--	72-108	667	--	--	62--	--	--	--	--	210	10.0
1951-52	19--	--	--	70-215	326	--	--	87-107	813	--	--	62--	--	--	--	--	227	11.9
Totals	40--	--	--	139-448	310	--	--	159-215	740	--	--	124--	--	--	--	--	437	10.9

## Antonio Barton #2 • G • 6-2 • 180 • Baltimore, Md. (Notre Dame Prep [Mass.]/Univ. of Memphis)

Year	GP-GS	Min	Avg	FG-A	Pct	3FG-A	Pct	FT-A	Pct	Rebs	Avg	PF-FO	Ast	TO	Blk	Stl	Pts	Avg
2013-14	37-28	930	25.1	93-249	373	51-150	340	42-61	689	81	2.2	66-0	76	36	4	22	279	7.5

## Devon Baulman #34 • G • 6-4 • 200 • Bainbridge, Ga (Bainbridge HS/Gulf Coast State College)

Year	GP-GS	Min	Avg	FG-A	Pct	3FG-A	Pct	FT-A	Pct	Rebs	Avg	PF-FO	Ast	TO	Blk	Stl	Pts	Avg
2014-15	31-7	457	14.7	45-118	381	26-68	382	31-39	795	72	2.3	35-0	19	24	3	19	147	4.7
2015-16	34-32	933	27.4	109-292	373	62-186	333	44-54	815	117	3.4	56-0	60	45	13	35	324	9.5
Totals	65-39	1390	21.4	154-410	376	88-254	346	75-93	806	189	2.9	91-0	79	69	16	54	471	7.2

## Randy Bates #54 • C/F • 6-7 • 210 • Old Hickory, Tenn. (Goodpasture HS)

Year	GP-GS	Min	Avg	FG-A	Pct	3FG-A	Pct	FT-A	Pct	Rebs	Avg	PF-FO	Ast	TO	Blk	Stl	Pts	Avg
1980-81	4-0	6	1.5	2-3	667	--	--	1-2	500	1	0.3	3-0	0	0	0	0	5	1.3
1981-82	3-0	5	1.7	0-1	000	--	--	1-4	250	1	0.3	2-0	1	0	0	0	1	0.3
Totals	7-0	11	1.6	2-4	500	--	--	2-6	333	2	0.3	5-0	1	0	0	0	6	0.9

## Howard Bayne #50 • F/C • 6-5 • 234 • Dayton, Ohio (Colonel White HS)

Year	GP-GS	Min	Avg	FG-A	Pct	3FG-A	Pct	FT-A	Pct	Rebs	Avg	PF-FO	Ast	TO	Blk	Stl	Pts	Avg
1963-64	19--	--	--	65-141	461	--	--	36-74	486	177	9.3	66-4	--	--	--	--	166	8.7
1964-65	25--	--	--	63-126	500	--	--	49-86	570	198	7.9	67-2	--	--	--	--	175	7.0
1965-66	22--	--	--	50-103	485	--	--	32-56	571	141	6.4	46-2	--	--	--	--	132	6.0
Totals	66--	--	--	178-370	481	--	--	117-216	542	516	7.8	179-8	--	--	--	--	473	7.2

## Tyrone Beaman #10 • G • 5-11 • 155 • Niagara Falls, N.Y. (Jamestown HS)

Year	GP-GS	Min	Avg	FG-A	Pct	3FG-A	Pct	FT-A	Pct	Rebs	Avg	PF-FO	Ast	TO	Blk	Stl	Pts	Avg
1980-81	24-2	305	12.7	29-71	408	--	--	28-42	667	20	0.8	46-0	48	48	1	18	86	3.6
1981-82	30-23	880	29.3	77-154	500	--	--	49-78	628	45	1.5	75-0	125	83	3	45	203	6.8
1982-83	32-32	1037	32.4	105-206	510	--	--	65-89	730	49	1.5	108-6	184	99	1	67	275	8.6
1983-84	35-29	997	28.5	77-169	456	--	--	83-104	798	32	0.9	88-3	134	98	6	43	237	6.8
Totals	121-86	3219	26.6	288-600	480	--	--	225-313	719	146	1.2	317-9	491	328	11	173	801	6.6

## David Bell #50 • C/F • 6-7 • 215 • Dayton, Ohio (W.E. Stebbins HS)

Year	GP-GS	Min	Avg	FG-A	Pct	3FG-A	Pct	FT-A	Pct	Rebs	Avg	PF-FO	Ast	TO	Blk	Stl	Pts	Avg
1966-67	24--	--	--	16-35	457	--	--	4-10	400	38	16	33-0	--	--	--	--	36	1.5
1967-68	12--	--	--	6-8	750	--	--	1-4	250	18	1.5	12-0	--	--	--	--	13	1.1
Totals	36--	--	--	22-43	512	--	--	5-14	357	56	1.6	45-0	--	--	--	--	49	1.4

## Greg Bell #23 • G • 6-3 • 185 • London, W.Va. (DuPont HS)

Year	GP-GS	Min	Avg	FG-A	Pct	3FG-A	Pct	FT-A	Pct	Rebs	Avg	PF-FO	Ast	TO	Blk	Stl	Pts	Avg
1987-88	26-14	606	23.3	93-225	413	39-98	398	53-78	679	66	2.5	74-4	43	57	4	26	278	10.7
1988-89	30-3	696	23.2	114-271	421	62-155	400	60-91	659	64	2.1	72-0	56	61	5	22	350	11.7
1989-90	30-30	942	31.4	161-368	438	66-153	431	111-162	685	96	3.2	99-3	65	88	4	36	499	16.6
1990-91	12-0	200	16.7	25-79	316	4-23	174	17-27	630	21	1.8	22-0	14	29	1	9	71	5.9
Totals	98-47	2444	24.9	393-943	417	171-429	399	241-358	673	247	2.5	267-7	178	235	14	93	1198	12.2

## Orlando Berry #14 • G • 5-11 • 175 • Cincinnati, Ohio (Woodward HS/Hiwassee JC)

Year	GP-GS	Min	Avg	FG-A	Pct	3FG-A	Pct	FT-A	Pct	Rebs	Avg	PF-FO	Ast	TO	Blk	Stl	Pts	Avg
1991-92	25-1	382	15.3	23-62	371	1-2	500	31-58	534	28	1.1	41-0	69	33	0	20	78	3.1

## Bert Bertelkamp #10 • G • 6-3 • 165 • Knoxville, Tenn. (Bearden HS)

Year	GP-GS	Min	Avg	FG-A	Pct	3FG-A	Pct	FT-A	Pct	Rebs	Avg	PF-FO	Ast	TO	Blk	Stl	Pts	Avg
1976-77	21--	--	--	13-30	433	--	--	0-1	000	11	0.5	15-0	9	--	--	--	26	1.2
1977-78	27--	--	--	137-279	491	--	--	35-43	814	93	3.4	67-3	64	34	4	22	309	11.4
1978-79	33--	809	24.5	60-136	441	--	--	34-39	872	36	1.1	96-4	105	57	2	26	154	4.7
1979-80	29-29	908	31.3	71-137	518	--	--	43-52	827	62	2.1	80-6	154	72	8	35	185	6.4
Totals	110-29	1717	--	281-582	483	--	--	112-135	830	202	1.8	258-13	332	163	14	83	674	6.1

## Hank Bertelkamp #18/#16 • F • 6-3 • 175 • Louisville, Ky. (duPont Manual HS)

Year	GP-GS	Min	Avg	FG-A	Pct	3FG-A	Pct	FT-A	Pct	Rebs	Avg	PF-FO	Ast	TO	Blk	Stl	Pts	Avg
1950-51	14--	--	--	8-40	200	--	--	2-6	333	--	--	21--	--	--	--	--	18	1.3
1951-52	20--	--	--	64-211	303	--	--	41-73	562	--	--	63--	--	--	--	--	169	8.5
1952-53	21--	--	--	106-335	316	--	--	89-133	669	158	7.5	--	--	--	--	--	301	14.3
Totals	55--	--	--	178-586	304	--	--	132-212	623	158	--	84--	--	--	--	--	488	8.9

## Don Bingham #21 • G • 6-1 • 165 • DeWitt, Ky. (Knox Central HS)

Year	GP-GS	Min	Avg	FG-A	Pct	3FG-A	Pct	FT-A	Pct	Rebs	Avg	PF-FO	Ast	TO	Blk	Stl	Pts	Avg
1956-57	22--	--	--	114-300	380	--	--	58-79	734	92	4.2	56--	--	--	--	--	307	14.0

## C.J. Black #43 • F • 6-8 • 255 • Chattanooga, Tenn. (Brainerd HS)

Year	GP-GS	Min	Avg	FG-A	Pct	3FG-A	Pct	FT-A	Pct	Rebs	Avg	PF-FO	Ast	TO	Blk	Stl	Pts	Avg
1996-97	27-20	689	25.5	98-190	516	1-4	250	117-153	765	169	6.3	66-0	7	88	38	13	314	11.6
1997-98	29-28	829	28.6	126-243	519	10-24	417	103-139	741	198	6.8	94-1	17	69	73	32	365	12.6
1998-99	30-27	720	24.0	89-201	443	8-27	296	97-121	802	166	5.5	69-2	23	49	46	31	283	9.4
1999-00	32-32	784	24.5	100-193	518	13-33	394	86-119	723	170	5.3	83-3	25	53	55	26	299	9.3
Totals	118-107	3022	25.6	413-827	499	32-88	364	403-532	758	703	6.0	312-6	72	259	212	102	1261	10.7

## Tom Boerwinkle #34 • C • 7-0 • 260 • Independence, Ohio (Millersburg HS)

Year	GP-GS	Min	Avg	FG-A	Pct	3FG-A	Pct	FT-A	Pct	Rebs	Avg	PF-FO	Ast	TO	Blk	Stl	Pts	Avg
1965-66	15--	--	--	20-35	571	--	--	14-18	778	54	3.6	15-0	--	--	--	--	54	3.6
1966-67	28--	--	--	137-256	535	--	--	63-98	643	285	10.2	89-3	--	--	--	--	337	12.0
1967-68	26--	--	--	155-282	550	--	--	85-121	702	293	11.3	93-7	--	--	--	--	395	15.2
Totals	69--	--	--	312-573	545	--	--	162-237	684	632	9.2	197-10	--	--	--	--	786	11.4

## 10

Flynn, Jim - 1948, 49, 51  
 Coulter, Kenny - 1957, 58, 59  
 Anderton, David - 1960\*, 61\*, 62\*  
 Johnston, Dick - 1969, 70, 71  
 Woods, Rodney - 1973, 74, 75  
 Bertelkamp, Bert - 1977, 78, 79, 80  
 Beaman, Tyrone - 1981, 82, 83, 84  
 Davis, Chris - 1987, 88  
 Price, Jay - 1989, 90, 91, 92  
 Brown, Jerome - 1994  
 Austin, Todd - 1999  
 Holden, Thayneus - 2002, 03



**14 (RETIRED)**

Walther, Paul "Lefty" - 1948, 49  
 Davis, Dick - 1951  
 Langschmidt, Carl - 1952, 53  
 Bogott, Dan - 1953, 54  
 Lowery, Butch - 1958  
 Schultz, Danny 1963, 64  
 Pietropola, Joe - 1965  
 Cornwall, Jim - 1966\*  
 Hann, Bill - 1967, 68, 69  
 Glenn, Terry - 1979  
**Ellis, Dale - 1981, 82, 83**  
 Hasley, Ron - 1985, 86, 87, 88  
 Berry, Orlando - 1992  
 Harris, Tony - 1998, 99, 2000, 01  
 Summitt, Tyler - 2011, 12

**Dan Bogott**

#14 • G • 5-11 • 170 • Rock Falls, Ill. (Rock Falls HS)

Year	GP-GS	Min	Avg	FG-A	Pct	3FG-A	Pct	FT-A	Pct	Rebs	Avg	PF-FO	Ass	TO	Blk	Stl	Pts	Avg
1952-53	14--	--	--	9-36	.250	--	--	5-9	.556	7	0.5	--	--	--	--	--	23	1.6
1953-54	5--	--	--	27-77	.351	--	--	11-17	.647	19	3.8	11--	--	--	--	--	65	13.0
Totals	19--	--	--	36-113	.319	--	--	16-26	.615	26	1.4	11--	--	--	--	--	88	4.6

**Etdrick Bohannon**

#00 • F • 6-9 • 220 • San Bernardino, Calif. (Maine Central Inst./Arizona)

Year	GP-GS	Min	Avg	FG-A	Pct	3FG-A	Pct	FT-A	Pct	Rebs	Avg	PF-FO	Ass	TO	Blk	Stl	Pts	Avg
1994-95	14-4	20.4	14.6	18-54	.333	0-0	0.000	19-36	.528	59	4.2	29-0	0	27	12	2	55	3.9

**Rodney Bonds**

#25 • G • 6-3 • 195 • Union City, Tenn. (Union City HS)

Year	GP-GS	Min	Avg	FG-A	Pct	3FG-A	Pct	FT-A	Pct	Rebs	Avg	PF-FO	Ass	TO	Blk	Stl	Pts	Avg
1993-94	20-0	22.0	11.0	7-24	.292	2-6	.333	9-14	.643	22	1.1	35-0	19	12	1	9	25	1.3

**Jordan Bone**

#0 • G • 6-3 • 174 • Nashville, Tenn. (The Ensworth School)

Year	GP-GS	Min	Avg	FG-A	Pct	3FG-A	Pct	FT-A	Pct	Rebs	Avg	PF-FO	Ass	TO	Blk	Stl	Pts	Avg
2016-17	23-17	45.0	19.6	61-164	.372	14-46	.304	30-39	.769	39	1.7	29-0	66	32	0	12	166	7.2
2017-18	35-33	81.0	23.1	92-235	.391	21-71	.380	46-56	.821	72	2.1	40-0	124	44	2	26	257	7.3
2018-19	37-37	121.9	32.9	186-400	.465	50-141	.355	76-91	.835	118	3.2	49-0	215	74	4	26	498	13.5
Totals	95-87	247.9	26.1	339-799	.424	91-258	.353	152-186	.817	229	2.4	118-0	405	150	6	64	921	9.7

**Josh Bone**

#24 • G • 6-3 • 195 • Nashville, Tenn. (Brentwood Academy/Southern Illinois University)

Year	GP-GS	Min	Avg	FG-A	Pct	3FG-A	Pct	FT-A	Pct	Rebs	Avg	PF-FO	Ass	TO	Blk	Stl	Pts	Avg
2009-10	15-0	14.6	9.7	9-30	.300	6-19	.316	2-3	.667	15	1.0	10-0	5	2	0	5	26	1.7
2010-11	23-3	41.0	17.8	27-70	.386	10-36	.278	10-12	.833	41	1.8	32-1	15	8	0	13	74	3.2
Totals	38-3	55.6	14.6	36-100	.360	16-55	.291	12-15	.800	56	1.5	42-1	20	10	0	18	100	2.6

**Bill Booth**

#4/#5 • G • 5-11 • 160 • Pikeville, Ky. (Pikeville HS)

Year	GP-GS	Min	Avg	FG-A	Pct	3FG-A	Pct	FT-A	Pct	Rebs	Avg	PF-FO	Ass	TO	Blk	Stl	Pts	Avg
1960-61	9--	--	--	4-12	.333	--	--	8-13	.615	6	0.7	2-0	--	--	--	--	16	1.8
1961-62	9--	--	--	4-6	.667	--	--	3-4	.750	8	0.9	2-0	--	--	--	--	11	1.2
1962-63	15--	--	--	1-4	.250	--	--	1-4	.250	2	0.1	1-0	--	--	--	--	3	0.2
Totals	33--	--	--	9-22	.409	--	--	12-21	.571	16	0.5	5-0	--	--	--	--	30	0.9

**Ben Bosse**

30 • F • 6-7 • 190 • Knoxville, Tenn. (Farragut HS)

Year	GP-GS	Min	Avg	FG-A	Pct	3FG-A	Pct	FT-A	Pct	Rebs	Avg	PF-FO	Ass	TO	Blk	Stl	Pts	Avg
2005-06	6-0	11	1.8	1-4	.250	0-1	0.000	0-0	0.000	1	0.2	0-0	0	0	0	1	2	0.3
2006-07	9-0	17	1.9	0-3	.000	0-0	0.000	0-0	0.000	2	0.2	2-0	1	0	1	1	0	0.0
Totals	15-0	28	1.9	1-7	.143	0-1	0.000	0-0	0.000	3	0.2	2-0	1	0	1	2	2	0.1

**Jordan Bowden**

#23 • G • 6-5 • 193 • Knoxville, Tenn. (Carter HS/22 Feet Academy [S.C.])

Year	GP-GS	Min	Avg	FG-A	Pct	3FG-A	Pct	FT-A	Pct	Rebs	Avg	PF-FO	Ass	TO	Blk	Stl	Pts	Avg
2016-17	30-28	68.3	22.8	75-202	.371	35-111	.315	53-63	.841	87	2.9	62-0	40	22	5	27	238	7.9
2017-18	35-35	97.8	27.9	98-249	.394	51-129	.395	73-99	.737	125	3.6	86-6	66	39	11	39	320	9.1
2018-19	36-5	100.2	27.8	128-279	.459	51-135	.378	76-93	.817	125	3.5	74-3	70	35	11	31	383	10.6
Totals	101-68	266.3	26.4	301-730	.412	137-375	.365	202-255	.792	337	3.3	222-5	176	96	27	97	941	9.3

**Dick Bowers**

#17 • F • 6-3 • 175 • Nashville, Tenn.

Year	GP-GS	Min	Avg	FG-A	Pct	3FG-A	Pct	FT-A	Pct	Rebs	Avg	PF-FO	Ass	TO	Blk	Stl	Pts	Avg
1950-51	22--	--	--	69-199	.347	--	--	24-44	.545	--	--	48--	--	--	--	--	162	7.4
1951-52	20--	--	--	95-287	.331	--	--	55-91	.604	--	--	59--	--	--	--	--	245	12.3
Totals	42--	--	--	164-486	.337	--	--	79-135	.585	--	--	107--	--	--	--	--	407	9.7

**Orb Bowling**

#54 • C • 6-10 • 215 • Sandy Hook, Ky. (Sandy Hook HS)

Year	GP-GS	Min	Avg	FG-A	Pct	3FG-A	Pct	FT-A	Pct	Rebs	Avg	PF-FO	Ass	TO	Blk	Stl	Pts	Avg
1960-61	18--	--	--	27-67	.403	--	--	22-38	.579	96	5.3	42-2	--	--	--	--	76	4.2
1961-62	23--	--	--	111-252	.440	--	--	114-182	.626	208	9.0	73-3	--	--	--	--	336	14.6
1962-63	13--	--	--	30-75	.400	--	--	46-66	.697	93	7.2	37-2	--	--	--	--	106	8.2
Totals	54--	--	--	168-394	.426	--	--	182-286	.636	397	7.4	152-7	--	--	--	--	518	9.6

**Dane Bradshaw**

#23 • G • 6-4 • 205 • Memphis, Tenn. (White Station HS)

Year	GP-GS	Min	Avg	FG-A	Pct	3FG-A	Pct	FT-A	Pct	Rebs	Avg	PF-FO	Ass	TO	Blk	Stl	Pts	Avg
2003-04	29-5	43.9	15.1	35-84	.417	6-27	.222	24-41	.585	62	2.1	61-1	48	4	15	100	3.4	
2004-05	30-8	52.1	17.4	32-80	.400	6-23	.261	19-33	.576	68	2.3	60-1	57	37	25	89	3.0	
2005-06	30-30	82.0	27.3	77-188	.410	20-74	.270	39-67	.582	162	5.4	82-0	116	42	11	56	213	7.1
2006-07	35-35	96.1	27.5	65-187	.348	20-69	.290	44-80	.550	141	4.0	82-0	165	60	14	67	194	5.5
Totals	124-78	274.1	22.1	209-539	.388	52-193	.269	126-221	.570	433	3.5	285-2	386	180	34	162	596	4.8

**Chris Brand**

#3 • G • 6-2 • 185 • Bloomington, Ind. (South HS)

Year	GP-GS	Min	Avg	FG-A	Pct	3FG-A	Pct	FT-A	Pct	Rebs	Avg	PF-FO	Ass	TO	Blk	Stl	Pts	Avg
1991-92	21-0	12.9	6.1	19-51	.373	8-25	.320	9-19	.474	14	0.7	30-1	12	17	0	6	57	2.6
1992-93	29-5	31.8	11.0	32-96	.333	17-51	.333	26-40	.650	32	1.1	60-3	30	38	4	11	107	3.7
1993-94	7-1	12.7	18.1	13-41	.317	8-20	.400	6-8	.750	6	0.9	19-1	11	17	1	4	40	5.7
Totals	57-6	57.4	10.1	64-188	.340	33-96	.344	41-67	.612	52	0.9	109-5	53	72	5	21	202	3.5

**Phil Brintnall**

#24 • F • 6-4 • 185 • Bryson City, N.C. (Swain County HS)

Year	GP-GS	Min	Avg	FG-A	Pct	3FG-A	Pct	FT-A	Pct	Rebs	Avg	PF-FO	Ass	TO	Blk	Stl	Pts	Avg
1960-61	2--	--	--	0-3	.000	--	--	0-0	0.000	1	0.5	4-0	--	--	--	--	0	0.0
1961-62	5--	--	--	5-12	.417	--	--	3-9	.333	8	1.6	4-0	--	--	--	--	13	2.6
Totals	7--	--	--	5-15	.333	--	--	3-9	.333	9	1.3	8-0	--	--	--	--	13	1.9

**Tony Brock**

#11 • G • 6-2 • 180 • Lenoir City, Tenn. (Lenoir City HS)

Year	GP-GS	Min
------	-------	-----

# ALL-TIME PLAYER STATS

## Elvin Brown #44 • F • 6-5 • 195 • St. Thomas, Virgin Islands (Elizabethton [Tenn.] HS)

Year	GP-GS	Min	Avg	FG-A	Pct	3FG-A	Pct	FT-A	Pct	Rebs	Avg	PF-FO	Ast	TO	Blk	Stl	Pts	Avg
1985-86	26-13	579	22.3	55-115	47.8	--	--	16-21	76.2	60	2.3	63-1	49	48	10	17	126	4.8
1986-87	29-29	986	34.0	124-260	47.7	16-40	40.0	46-60	76.7	124	4.3	75-7	67	67	11	32	310	10.7
1987-88	17-17	482	28.4	62-138	44.9	13-43	30.2	27-40	67.5	60	3.5	38-1	34	38	4	31	164	9.6
Totals	72-59	2047	28.4	241-513	47.0	29-83	34.9	89-121	73.6	244	3.4	176-5	158	153	25	80	600	8.3

## Jermaine Brown #4 • G • 6-3 • 215 • Louisville, Ky. (Fairdale HS)

Year	GP-GS	Min	Avg	FG-A	Pct	3FG-A	Pct	FT-A	Pct	Rebs	Avg	PF-FO	Ast	TO	Blk	Stl	Pts	Avg
1991-92	17-0	104	6.1	19-44	43.2	1-9	11.1	3-7	42.9	25	1.5	17-0	10	9	2	7	42	2.5
1992-93	27-2	276	10.2	47-106	44.3	2-9	22.2	13-28	46.4	50	1.9	40-0	21	30	4	14	109	4.0
Totals	44-2	380	8.6	66-150	44.0	3-18	16.7	16-35	45.7	75	1.7	57-0	31	39	6	21	151	3.4

## Jerome Brown #10 • G • 6-2 • 170 • Knoxville, Tenn. (Half Hollow Hills East [N.Y.] HS)

Year	GP-GS	Min	Avg	FG-A	Pct	3FG-A	Pct	FT-A	Pct	Rebs	Avg	PF-FO	Ast	TO	Blk	Stl	Pts	Avg
1993-94	12-0	56	4.7	2-9	22.2	2-6	33.3	2-5	40.0	5	0.4	12-1	9	8	0	1	8	0.7

## Bob Brykalski #50 • C • 7-0 • 260 • Canton, Ohio (Lincoln HS)

Year	GP-GS	Min	Avg	FG-A	Pct	3FG-A	Pct	FT-A	Pct	Rebs	Avg	PF-FO	Ast	TO	Blk	Stl	Pts	Avg
1974-75	22--	--	--	18-33	54.5	--	--	10-21	47.6	64	2.9	40-1	0	--	--	--	46	2.1
1975-76	6--	--	--	1-3	33.3	--	--	0-2	0.00	8	1.3	6-0	0	--	--	--	2	0.3
Totals	28--	--	--	19-36	52.8	--	--	10-23	43.5	72	2.6	46-1	0	--	--	--	48	1.7

## Paul Burch #24 • F • 6-5 • 180 • Knoxville, Tenn. (Bearden HS)

Year	GP-GS	Min	Avg	FG-A	Pct	3FG-A	Pct	FT-A	Pct	Rebs	Avg	PF-FO	Ast	TO	Blk	Stl	Pts	Avg
1993-94	12-0	8	1.6	0-1	0.00	0-0	0.00	0-0	0.00	2	0.4	0-0	1	1	0	0	0	0.0
1994-95	1-0	1	1.0	0-0	0.00	0-0	0.00	0-0	0.00	0	0.0	0-0	0	0	0	0	0	0.0
Totals	6-0	9	1.5	0-1	0.00	0-0	0.00	0-0	0.00	2	0.3	0-0	1	1	0	0	0	0.0

## Art Burris #20 • C • 6-5 • Nashville, Tenn.

Year	GP-GS	Min	Avg	FG-A	Pct	3FG-A	Pct	FT-A	Pct	Rebs	Avg	PF-FO	Ast	TO	Blk	Stl	Pts	Avg
1947-48	25--	--	--	67-272	24.6	--	--	35-63	55.6	--	--	65--	--	--	--	--	169	6.8
1948-49	26--	--	--	96-292	32.9	--	--	51-71	71.8	--	--	69--	--	--	--	--	243	9.3
Totals	51--	--	--	163-564	28.9	--	--	86-134	64.2	--	--	134--	--	--	--	--	412	8.1

## Willie Burton #40 • F/C • 6-7 • 210 • Millen, Ga. (Jenkins County HS)

Year	GP-GS	Min	Avg	FG-A	Pct	3FG-A	Pct	FT-A	Pct	Rebs	Avg	PF-FO	Ast	TO	Blk	Stl	Pts	Avg
1980-81	14-0	70	5.0	11-21	52.4	--	--	2-6	33.3	26	1.9	11-0	0	7	6	6	24	1.7
1981-82	30-30	782	26.1	71-139	51.1	--	--	26-39	66.7	161	5.4	76-4	40	66	38	27	168	5.6
1982-83	32-32	1096	34.2	124-249	49.8	--	--	43-61	70.5	259	8.1	84-4	87	79	25	38	291	9.1
1983-84	35-35	1203	34.4	197-377	52.3	--	--	78-102	76.5	257	7.3	66-0	77	86	21	47	472	13.5
Totals	111-97	3151	28.4	405-786	51.3	--	--	149-208	71.6	703	6.3	237-8	204	238	90	118	955	8.6

## J.D. Byington #22 • F/C • 6-6 • 190 • Knoxville, Tenn. (Knoxville HS)

Year	GP-GS	Min	Avg	FG-A	Pct	3FG-A	Pct	FT-A	Pct	Rebs	Avg	PF-FO	Ast	TO	Blk	Stl	Pts	Avg
1951-52	8--	--	--	0-6	0.00	--	--	0-2	0.00	--	--	6--	--	--	--	--	0	0.0
1952-53	16--	--	--	19-65	29.2	--	--	10-20	50.0	46	2.9	--	--	--	--	--	48	3.0
1953-54	8--	--	--	14-43	32.6	--	--	15-20	75.0	37	4.6	9--	--	--	--	--	43	5.4
1954-55	11--	--	--	2-14	14.3	--	--	8-19	42.1	12	1.1	6--	--	--	--	--	12	1.1
Totals	43--	--	--	35-128	27.3	--	--	33-61	54.1	95	--	21--	--	--	--	--	103	2.4

## Bill Byrd #15 • G • 6-0 • 155 • Miami, Fla.

Year	GP-GS	Min	Avg	FG-A	Pct	3FG-A	Pct	FT-A	Pct	Rebs	Avg	PF-FO	Ast	TO	Blk	Stl	Pts	Avg
1947-48	24--	--	--	21-90	23.3	--	--	5-8	62.5	--	--	16--	--	--	--	--	47	2.0
1948-49	12--	--	--	5-30	16.7	--	--	5-8	62.5	--	--	5--	--	--	--	--	15	1.3
Totals	36--	--	--	26-120	21.7	--	--	10-16	62.5	--	--	24--	--	--	--	--	62	1.7

## Stanley Caldwell #5 • F • 6-6 • 230 • Union City, Tenn. (Union City HS)

Year	GP-GS	Min	Avg	FG-A	Pct	3FG-A	Pct	FT-A	Pct	Rebs	Avg	PF-FO	Ast	TO	Blk	Stl	Pts	Avg
1992-93	28-8	271	9.7	29-61	47.5	2-5	40.0	8-13	61.5	74	2.6	5-0	17	23	2	15	68	2.4
1993-94	27-12	541	20.0	49-117	41.9	3-16	18.8	21-29	72.4	144	5.3	37-0	71	50	0	34	122	4.5
1994-95	5-3	105	21.0	11-30	36.7	4-9	44.4	11-16	68.8	32	6.4	13-1	6	12	2	3	37	7.4
Totals	60-23	917	15.3	89-208	42.8	9-30	30.0	40-58	69.0	250	4.2	55-1	94	85	4	52	227	3.8

## Don Campbell #24 • G • 6-2 • 190 • Memphis, Tenn. (Messick HS)

Year	GP-GS	Min	Avg	FG-A	Pct	3FG-A	Pct	FT-A	Pct	Rebs	Avg	PF-FO	Ast	TO	Blk	Stl	Pts	Avg
1967-68	4--	--	--	1-2	50.0	--	--	1-2	50.0	5	1.3	5-0	--	--	--	--	3	0.8
1968-69	7--	--	--	0-0	0.00	--	--	0-1	0.00	2	0.3	0-0	0	--	--	--	0	0.0
1969-70	5--	--	--	14-250	--	--	--	2-3	66.7	3	0.6	2-0	0	--	--	--	4	0.8
Totals	16--	--	--	2-6	33.3	--	--	3-6	50.0	10	0.6	7-0	0	--	--	--	7	0.4

## Galen Campbell #2/#25 • G • 6-2 • 190 • Knoxville, Tenn. (Fulton HS)

Year	GP-GS	Min	Avg	FG-A	Pct	3FG-A	Pct	FT-A	Pct	Rebs	Avg	PF-FO	Ast	TO	Blk	Stl	Pts	Avg
2011-12	5-0	7	1.4	1-3	33.3	0-2	0.00	0-0	0.00	1	0.2	0-0	0	0	0	0	2	0.4
2013-14	8-0	12	1.5	2-3	66.7	0-0	0.00	1-1	100.00	0	0.0	2-0	0	0	0	0	5	0.6
2014-15	2-0	2	1.0	0-0	0.00	0-0	0.00	0-0	0.00	0	0.0	1-0	0	0	0	0	0	0.0
Totals	15-0	21	1.4	3-6	50.0	0-2	0.00	1-1	100.00	1	0.1	3-0	0	0	0	0	7	0.5

## Glenn Campbell #40 • G • 6-1 • 185 • Fall Rock, Ky. (Clay County HS)

Year	GP-GS	Min	Avg	FG-A	Pct	3FG-A	Pct	FT-A	Pct	Rebs	Avg	PF-FO	Ast	TO	Blk	Stl	Pts	Avg
1958-59	13-0	--	--	10-32	31.3	--	--	11-17	64.7	7	0.5	11-0	--	--	--	--	31	2.4
1959-60	23--	--	--	118-314	37.6	--	--	71-107	66.4	79	3.4	75-5	--	--	--	--	307	13.3
1960-61	25--	--	--	121-298	40.6	--	--	62-98	63.3	87	3.5	76-1	--	--	--	--	304	12.2
Totals	61--	--	--	249-644	38.7	--	--	144-222	64.9	173	2.8	162-6	--	--	--	--	642	10.5

## 20 (RETIRED)

- Burris, Art - 1948, 49
- Gentry, Paul - 1951
- Heinz, Doug - 1956
- Risser, Bob - 1957, 58, 59
- Wallace, Bill - 1962\*
- Davis, A.W. - 1963, 64, 65
- Hendrix, Tom - 1966, 67, 68
- Clean, Peter - 1975
- Stapleton, Mike - 1977, 78, 79, 80
- Richardson, Anthony - 1984, 85, 86, 88
- Houston, Allan - 1990, 91, 92, 93
- Williams, Shane - 1995, 96
- Hall, Kenny - 2010, 11, 12, 13

## 21

- Powell, Dale - 1948, 49
- Treadway, Joe - 1951, 52
- Widesth, Carl - 1953, 54, 55, 56
- Richardson, Don - 1957
- Wallace, Bill - 1962\*
- Richardson, Lloyd - 1971, 72, 73
- Tracey, Vinnie - 1974, 75
- Meriweather, James - 1978, 79
- Brooks, Michael - 1981, 82, 83, 85
- Smith, Eric - 1988, 89, 90
- Moore, Don - 1991
- Hamer, Steve - 1993, 94, 95, 96
- Stribling, Derek - 2002, 03
- Smith, Jordan - 2006
- Jackson, Justin - 2007, 08, 09
- Goins, Melvin - 2010
- Davis, A.J. - 2014
- McGhee, Jabari - 2015, 16
- Evans, Lew - 2017

## 22 (RETIRED)

- Neff, Herb - 1951, 52
- Byington, J.D. - 1952, 53, 54, 55
- Otte, Jim - 1956
-



23

Kinzel, Hank - 1948, 49, 51  
 Little, Elvin - 1951, 52, 53  
 Cruze, Kyle "Buddy" - 1954  
 Sheffield, John - 1962\*  
 Finestone, Jerry - 1975, 76, 77  
 Teffetteller, Kenne - 1978, 79  
 Johnson, Rip - 1980, 81  
 Carter, Myron - 1982, 83, 84, 85  
 Bell, Greg - 1988, 89, 90, 91  
 Golden, LaMarcus - 1993, 94  
 Jones, DaShay - 1997, 98  
 Bradshaw, Dane - 2004, 05, 06, 07  
 Tatum, Cameron - 2008, 09, 10, 11, 12  
 Reese, Derek - 2014, 15, 16  
 Bowden, Jordan - 2017, 18, 19

24

Garrison, Bob - 1951  
 Jarvis, Bill - 1952, 53, 54, 55  
 Hatcher, Bobby - 1956  
 Carmichael, Ron - 1959\*, 61\*  
 Wallace, Bill - 1961\*  
 Finley, Jim - 1962\*  
 Falls, Dennis - 1963  
 Coffman, Wes - 1966, 67, 68  
 Campbell, Don - 1968, 69, 70  
 Darden, Johnny - 1976, 77, 78, 79  
 Poole, Michael - 1980, 81  
 Evans, Walter - 1982, 83  
 Johnson, Chuck - 1984  
 Thomas, Stacey - 1985  
 Clark, Rickey - 1988, 89, 90  
 Klaehn, Chris - 1991, 92, 93  
 Barnes, Cortez - 1994  
 Burch, Paul - 1995  
 Grindstaf, Jenis - 2000, 01, 02  
 Wild, Tanner - 2006, 07, 08, 09  
 Bone, Josh - 2010, 11  
 Lopez, Brandon - 2012, 13, 14  
 Campbell, Lucas - 2016, 17, 18, 19

25

Carmichael, Ron - 1959\*, 61\*  
 Kellar, Dick - 1955, 57  
 Finley, Jim - 1962\*  
 Edwards, Mike - 1971, 72, 73  
 Jackson, Mike - 1974, 75, 76, 77  
 Crosby, Terry - 1978, 79  
 McDonald, Seth - 1980, 82, 83, 84  
 Henry, Travis - 1986, 87, 88, 89  
 Rivers, Steve - 1990, 91, 92  
 Bonds, Rodney - 1994  
 Newman, Clint - 1994, 95, 96  
 Tabb, Josh - 2007, 08, 09  
 Fields, John - 2011  
 Campbell, Galen - 2014, 15  
 Phillips, Shembari - 2016, 17

\* Home games only; \* Road games only

**Lucas Campbell #24 • G • 6-4 • 185 • Knoxville, Tenn. (Christian Academy of Knoxville)**

Year	GP-GS	Min	Avg	FG-A	Pct	3FG-A	Pct	FT-A	Pct	Rebs	Avg	PF-FO	Ast	TO	Blk	Stl	Pts	Avg
2015-16	4-0	8	2.0	1-3	.333	1-2	.500	0-0	0.000	1	0.3	1-0	0	1	0	0	3	0.8
2016-17	3-0	5	1.7	0-0	0.000	0-0	0.000	4-6	.667	0	0.0	0-0	0	0	0	0	4	1.3
2017-18	2-0	5	2.5	1-1	1.000	1-1	1.000	0-0	0.000	1	0.5	0-0	2	0	0	0	3	1.5
2018-19	7-0	14	2.0	2-9	.222	1-4	.250	0-0	0.000	3	0.4	1-0	1	1	0	1	5	0.7
Totals	16-0	32	2.0	4-13	.308	3-7	.429	4-6	.667	5	0.3	2-0	3	2	0	1	15	0.9

**Quinn Cannington #11 • G • 6-4 • 165 • Knoxville, Tenn. (Fulton HS)**

Year	GP-GS	Min	Avg	FG-A	Pct	3FG-A	Pct	FT-A	Pct	Rebs	Avg	PF-FO	Ast	TO	Blk	Stl	Pts	Avg
2006-07	5-0	5	1.0	1-1	1.000	0-0	0.000	0-0	0.000	0	0.0	1-0	0	0	0	0	3	0.6
2007-08	6-0	9	1.5	2-1	.200	1-1	1.000	0-0	0.000	0	0.0	0-0	0	0	0	0	5	0.8
2008-09	6-0	12	2.0	2-5	.400	0-0	0.000	0-0	0.000	0	0.0	0-0	0	0	0	0	4	0.7
2009-10	8-0	12	1.5	0-2	.000	0-0	0.000	2-2	1.000	0	0.0	0-0	3	1	0	1	2	0.3
Totals	25-0	38	1.5	5-12	.417	2-3	.667	2-2	1.000	0	0.0	1-0	4	1	0	1	14	0.6

**Ron Carmichael #24 • F • 6-3 • 188 • Dayton, Ohio (Roosevelt HS)**

Year	GP-GS	Min	Avg	FG-A	Pct	3FG-A	Pct	FT-A	Pct	Rebs	Avg	PF-FO	Ast	TO	Blk	Stl	Pts	Avg
1958-59	7--	--	--	4-6	.667	--	--	2-3	.667	1	0.1	2-0	--	--	--	--	10	1.4
1959-60	5--	--	--	2-8	.250	--	--	0-0	0.000	6	1.2	4-0	--	--	--	--	4	0.8
1960-61	5--	--	--	8-20	.400	--	--	0-3	0.000	19	3.8	10-0	--	--	--	--	16	3.2
Totals	17--	--	--	14-34	.412	--	--	2-6	.333	26	1.5	16-0	--	--	--	--	30	1.8

**Willie Carmichael III #24 • F • 6-8 • 210 • Apopka, Fla. (Wekiva HS)**

Year	GP-GS	Min	Avg	FG-A	Pct	3FG-A	Pct	FT-A	Pct	Rebs	Avg	PF-FO	Ast	TO	Blk	Stl	Pts	Avg
2014-15	32-19	47.5	14.8	40-77	.519	0-0	0.000	15-24	.625	75	2.3	101-4	11	29	13	6	95	3.0

**Shane Carnes #11 • G • 6-0 • 175 • Kingsport, Tenn. (Dobyns-Bennett HS/Oak Hill Academy)**

Year	GP-GS	Min	Avg	FG-A	Pct	3FG-A	Pct	FT-A	Pct	Rebs	Avg	PF-FO	Ast	TO	Blk	Stl	Pts	Avg
1994-95	27-27	896	33.2	86-221	.389	52-132	.394	31-50	.620	79	2.9	78-3	72	53	1	37	255	9.4
1995-96	3-1	52	17.3	7-15	.467	4-5	.800	0-0	0.000	5	1.7	4-0	6	3	0	2	18	6.0
Totals	30-28	948	31.6	93-236	.394	56-137	.409	31-50	.620	84	2.8	82-3	78	56	1	39	273	9.1

**Joe Carroll #22 • G • 5-10 • 165 • Duff, Tenn. (Campbell County HS)**

Year	GP-GS	Min	Avg	FG-A	Pct	3FG-A	Pct	FT-A	Pct	Rebs	Avg	PF-FO	Ast	TO	Blk	Stl	Pts	Avg
1988-89	3-0	6	2.0	1-2	.500	1-1	1.00	1-2	.500	0	0.0	0-0	1	2	0	0	4	1.3

**Bobby Carter #22 • G • 6-0 • 155 • Bristol, Va. (Bristol HS)**

Year	GP-GS	Min	Avg	FG-A	Pct	3FG-A	Pct	FT-A	Pct	Rebs	Avg	PF-FO	Ast	TO	Blk	Stl	Pts	Avg
1958-59	21--	--	--	29-64	.453	--	--	37-54	.685	27	1.3	14-0	--	--	--	--	95	4.5
1959-60	23--	--	--	94-241	.390	--	--	81-111	.730	103	4.5	45-0	--	--	--	--	269	11.7
1960-61	25--	--	--	142-310	.458	--	--	77-125	.616	112	4.5	33-1	--	--	--	--	321	14.4
Totals	69--	--	--	265-615	.431	--	--	195-290	.672	242	3.5	92-1	--	--	--	--	765	10.5

**Gary Carter #30 • G • 6-3 • 190 • Johnson City, Tenn. (Science Hill HS)**

Year	GP-GS	Min	Avg	FG-A	Pct	3FG-A	Pct	FT-A	Pct	Rebs	Avg	PF-FO	Ast	TO	Blk	Stl	Pts	Avg
1978-79	33--	1137	34.5	145-283	.512	--	--	69-98	.704	161	4.9	82-3	94	96	4	47	359	10.9
1979-80	29-28	1015	30.5	109-263	.414	--	--	65-80	.813	133	4.6	59-2	87	76	4	32	283	9.8
1980-81	29-29	1082	37.3	174-315	.556	--	--	88-108	.815	112	3.9	79-2	68	59	3	43	436	15.0
1981-82	6-6	228	38.0	46-77	.597	--	--	29-33	.879	18	3.0	15-1	17	21	2	10	121	20.2
Totals	97-63	3462	35.7	474-936	.506	--	--	251-319	.787	424	4.4	235-7	266	252	13	132	1199	12.4

**Myron Carter #23 • G • 6-3 • 177 • Madison, Tenn. (Goodpasture HS)**

Year	GP-GS	Min	Avg	FG-A	Pct	3FG-A	Pct	FT-A	Pct	Rebs	Avg	PF-FO	Ast	TO	Blk	Stl	Pts	Avg
1981-82	4-0	6	1.5	0-1	.000	--	--	1-3	.333	1	0.3	1-0	1	1	0	0	1	0.3
1982-83	10-0	47	4.7	2-6	.333	--	--	8-8	1.000	0	0.0	6-0	1	3	0	2	12	1.2
1983-84	27-0	173	6.4	14-29	.483	--	--	27-36	.750	11	0.4	25-1	10	8	0	6	55	2.0
1984-85	37-16	506	13.7	44-92	.478	--	--	26-33	.788	29	0.8	10-2	40	26	1	17	114	3.1
Totals	78-16	732	9.4	60-128	.469	--	--	62-80	.775	41	0.5	70-2	52	38	1	25	182	2.3

**Bill Cate #18 • G • 6-3 • 180 • Cleveland, Tenn. (Bradley HS)**

Year	GP-GS	Min	Avg	FG-A	Pct	3FG-A	Pct	FT-A	Pct	Rebs	Avg	PF-FO	Ast	TO	Blk	Stl	Pts	Avg
1953-54	5--	--	--	1-6	.167	--	--	3-4	.750	5	1.0	2--	--	--	--	--	5	1.0
1954-55	14--	--	--	5-13	.333	--	--	6-10	.600	16	1.1	8--	--	--	--	--	16	1.1
1955-56	22--	--	--	30-91	.330	--	--	38-61	.623	74	3.4	44--	--	--	--	--	98	4.5
Totals	41--	--	--	36-112	.321	--	--	47-75	.627	95	2.3	54--	--	--	--	--	119	2.9

**Center #16/44**

Year	GP-GS	Min	Avg	FG-A	Pct	3FG-A	Pct	FT-A	Pct	Rebs	Avg	PF-FO	Ast	TO	Blk	Stl	Pts	Avg
1947-48	15--	--	--	5-36	.139	--	--	2-3	.667	--	--	5--	--	--	--	--	12	0.8

**Steve Chancey #50 • F • 6-1 • 180 • Knoxville, Tenn. (South HS)**

Year	GP-GS	Min	Avg	FG-A	Pct	3FG-A	Pct	FT-A	Pct	Rebs	Avg	PF-FO	Ast	TO	Blk	Stl	Pts	Avg
1971-72	1--	--	--	0-2	0.000	--	--	0-0	0.000	2	2.0	0-0	0	0	--	--	0	0.0

**Irv Chatman #55 • C • 6-9 • 225 • New York, N.Y. (August Martin HS)**

Year	GP-GS	Min	Avg	FG-A	Pct	3FG-A	Pct	FT-A	Pct	Rebs	Avg	PF-FO	Ast	TO	Blk	Stl	Pts	Avg
1975-76	13-1	--	--	8-18	.444	--	--	2-9	.222	34	2.6	25-0	1	--	--	--	18	1.4

**Wilbert Cherry #30 • G • 5-11 • 160 • Knoxville, Tenn. (Karns HS)**

Year	GP-GS	Min	Avg	FG-A	Pct	3FG-A	Pct	FT-A	Pct	Rebs	Avg	PF-FO	Ast	TO	Blk	Stl
------	-------	-----	-----	------	-----	-------	-----	------	-----	------	-----	-------	-----	----	-----	-----

## ALL-TIME PLAYER STATS

### Ryan Chidress

**#34 • F • 6-9 • 235 • Cincinnati, Ohio (Moeller HS)**

Year	GP-GS	Min	Avg	FG-A	Pct	3FG-A	Pct	FT-A	Pct	Rebs	Avg	PF-FO	Ast	TO	Bk	Stl	Pts	Avg
2005-06	29-0	172	5.9	9-26	34.6	2-9	22.2	16-23	69.6	36	1.2	33-1	15	12	2	4	36	1.2
2006-07	35-1	55.1	15.7	69-151	45.7	24-64	37.5	35-62	56.5	140	4.0	50-0	28	34	14	6	197	5.6
2007-08	25-0	244	9.8	22-61	36.1	3-17	17.6	11-18	61.1	60	2.4	34-0	17	15	2	8	58	2.3
2008-09	4-0	8	2.0	1-4	25.0	0-0	0.000	3-4	75.0	6	1.5	0-0	1	2	0	0	5	1.3
Totals	93-1	975	10.5	101-242	41.7	29-93	31.2	65-107	60.7	242	2.6	117-1	61	63	22	34	296	3.2

### Ian Chilez

**#5 • G • 6-1 • 200 • Louisville, Ky. (Ballard HS/UPUI)**

Year	GP-GS	Min	Avg	FG-A	Pct	3FG-A	Pct	FT-A	Pct	Rebs	Avg	PF-FO	Ast	TO	Bk	Stl	Pts	Avg
2014-15	3-0	14	4.7	1-2	50.0	0-1	0.000	0-0	0.000	2	0.7	1-0	1	0	0	1	2	0.7

### Wayne Chism

**#4 • F • 6-9 • 242 • Jackson, Tenn. (Bolivar Central HS)**

Year	GP-GS	Min	Avg	FG-A	Pct	3FG-A	Pct	FT-A	Pct	Rebs	Avg	PF-FO	Ast	TO	Bk	Stl	Pts	Avg
2006-07	35-18	67.8	19.4	115-261	44.1	26-79	32.9	61-104	58.7	183	5.2	102-3	32	45	21	21	317	9.1
2007-08	36-34	82.6	22.9	139-296	47.0	29-90	32.2	50-90	55.6	208	5.8	108-2	41	41	49	33	357	9.9
2008-09	34-31	87.3	25.7	165-354	46.6	41-128	32.0	96-134	71.6	273	8.0	98-4	42	69	34	26	467	13.7
2009-10	37-36	99.8	27.0	169-363	46.6	35-108	32.4	94-124	75.8	266	7.2	102-1	40	60	48	41	467	12.6
Totals	142-119	337.5	23.8	588-1274	46.2	131-405	32.3	301-452	66.6	930	6.5	410-10	155	215	152	121	1608	11.3

### Austin Clark

**#34 • G • 6-5 • 165 • Kingston, Tenn. (Kingston HS)**

Year	GP-GS	Min	Avg	FG-A	Pct	3FG-A	Pct	FT-A	Pct	Rebs	Avg	PF-FO	Ast	TO	Bk	Stl	Pts	Avg
1973-74	24--	--	--	45-97	46.4	--	--	12-15	80.0	29	1.2	34-0	14	--	--	--	102	4.3
1974-75	24--	--	--	80-163	49.1	--	--	25-32	78.1	59	2.5	58-3	55	--	--	--	185	7.7
1975-76	25--	--	--	26-63	41.3	--	--	12-17	70.6	45	1.8	40-1	42	--	--	--	64	2.6
Totals	73--	--	--	151-323	46.7	--	--	49-64	76.6	133	1.8	132-4	111	--	--	--	351	4.8

### Rickey Clark

**#24 • G • 6-5 • 210 • Lithonia, Ga. (Lithonia HS)**

Year	GP-GS	Min	Avg	FG-A	Pct	3FG-A	Pct	FT-A	Pct	Rebs	Avg	PF-FO	Ast	TO	Bk	Stl	Pts	Avg
1987-88	9-3	126	14.0	7-23	30.4	0-0	0.000	4-9	44.4	17	1.9	15-0	17	8	0	4	18	2.0
1988-89	20-3	222	11.1	18-55	32.7	1-4	25.0	16-35	45.7	21	1.1	30-1	17	27	1	5	53	2.7
1989-90	8-0	55	6.9	2-11	18.2	0-0	0.000	5-11	45.5	12	1.5	6-0	4	9	0	3	9	1.1
Totals	37-6	403	10.9	27-89	30.3	1-4	25.0	25-55	45.5	50	1.4	51-1	38	44	1	12	80	2.2

### Drew Clemmons

**#2 • G • 6-2 • 185 • Knoxville, Tenn. (Bearden HS/King College)**

Year	GP-GS	Min	Avg	FG-A	Pct	3FG-A	Pct	FT-A	Pct	Rebs	Avg	PF-FO	Ast	TO	Bk	Stl	Pts	Avg
2001-02	5-0	9	1.8	0-0	0.000	0-0	0.000	0-0	0.000	3	0.6	1-0	3	2	0	0	0	0.0
2002-03	5-1	8	1.6	0-2	0.000	0-1	0.000	0-0	0.000	0	0.0	0-0	0	0	0	0	0	0.0
Totals	10-1	17	1.7	0-2	0.000	0-1	0.000	0-0	0.000	3	0.3	1-0	3	2	0	0	0	0.0

### David Cockrill

**#41 • F • 6-5 • 185 • Memphis, Tenn. (Overton HS)**

Year	GP-GS	Min	Avg	FG-A	Pct	3FG-A	Pct	FT-A	Pct	Rebs	Avg	PF-FO	Ast	TO	Bk	Stl	Pts	Avg
1976-77	6-1	--	--	0-2	0.000	--	--	0-1	0.000	3	0.5	3-0	0	--	--	--	0	0.0

### Wes Coffman

**#24 • G • 6-1 • 177 • Earlington, Ky. (Earlington HS)**

Year	GP-GS	Min	Avg	FG-A	Pct	3FG-A	Pct	FT-A	Pct	Rebs	Avg	PF-FO	Ast	TO	Bk	Stl	Pts	Avg
1965-66	18--	--	--	17-23	40.4	--	--	10-19	52.6	24	1.3	18-0	--	--	--	--	52	2.9
1966-67	21--	--	--	14-31	45.2	--	--	22-34	64.7	14	0.7	23-0	--	--	--	--	50	2.4
1967-68	11--	--	--	5-9	55.6	--	--	8-13	61.5	9	0.8	14-0	--	--	--	--	18	1.6
Totals	50--	--	--	40-92	43.5	--	--	40-66	60.6	47	0.9	55-0	--	--	--	--	120	2.4

### Nick Colmenares

**#24 • G • 6-2 • 185 • Tampa, Fla. (Plant HS)**

Year	GP-GS	Min	Avg	FG-A	Pct	3FG-A	Pct	FT-A	Pct	Rebs	Avg	PF-FO	Ast	TO	Bk	Stl	Pts	Avg
1959-60	4--	--	--	2-3	66.7	--	--	1-3	33.3	4	1.0	0-0	--	--	--	--	5	1.3

### Jim Coogler

**#32 • F • 6-8 • 180 • Chattanooga, Tenn. (Notre Dame HS/Middle Tenn. State)**

Year	GP-GS	Min	Avg	FG-A	Pct	3FG-A	Pct	FT-A	Pct	Rebs	Avg	PF-FO	Ast	TO	Bk	Stl	Pts	Avg
1980-81	1-0	1	1.0	0-0	0.000	--	--	0-0	0.000	0	0.0	0-0	0	0	0	0	0	0.0

### Ray Cooper

**#12 • G • 6-1 • 160 • Knoxville, Tenn. (Powell HS)**

Year	GP-GS	Min	Avg	FG-A	Pct	3FG-A	Pct	FT-A	Pct	Rebs	Avg	PF-FO	Ast	TO	Bk	Stl	Pts	Avg
1956-57	2-1	--	--	0-0	0.000	--	--	0-0	0.000	0	0.0	0-0	--	--	--	--	0	0.0
1957-58	21-1	--	--	23-61	37.7	--	--	15-18	72.2	32	1.5	24--	--	--	--	--	59	2.8
1958-59	12-1	--	--	7-25	28.0	--	--	3-4	75.0	8	0.7	14-1	--	--	--	--	17	1.4
Totals	35-1	--	--	30-86	34.9	--	--	16-22	72.7	40	1.1	38-1	--	--	--	--	76	2.2

### Jim Cornwall

**#30 • G • 5-8 • 149 • Pennel, Pa. (Neshaminy HS)**

Year	GP-GS	Min	Avg	FG-A	Pct	3FG-A	Pct	FT-A	Pct	Rebs	Avg	PF-FO	Ast	TO	Bk	Stl	Pts	Avg
1964-65	22--	--	--	16-40	40.0	--	--	17-29	58.6	17	0.8	17-0	--	--	--	--	49	2.2
1965-66	24--	--	--	81-193	42.0	--	--	52-67	77.6	60	2.5	46-0	--	--	--	--	214	8.9
Totals	46--	--	--	97-233	41.6	--	--	69-96	71.9	77	1.7	63-0	--	--	--	--	263	5.7

### Kenny Coulter

**#10 • G • 6-1 • 165 • Maryville, Tenn. (Everett HS)**

Year	GP-GS	Min	Avg	FG-A	Pct	3FG-A	Pct	FT-A	Pct	Rebs	Avg	PF-FO	Ast	TO	Bk	Stl	Pts	Avg
1956-57	14--	--	--	15-41	36.6	--	--	7-12	58.3	15	1.1	5--	--	--	--	--	37	2.6
1957-58	23--	--	--	85-206	41.3	--	--	56-75	74.7	42	1.8	65--	--	--	--	--	226	9.8
1958-59	22--	--	--	115-336	34.2	--	--	79-109	72.5	62	2.8	79-4	--	--	--	--	309	14.0
Totals	59--	--	--	215-583	36.9	--	--	142-196	72.4	119	2.0	149-4	--	--	--	--	572	9.7

### Jonah Cox

**#44 • F • 6-3 • 185 • Richmond, Va. (Huguenot HS)**

Year	GP-GS	Min	Avg	FG-A	Pct	3FG-A	Pct	FT-A	Pct	Rebs	Avg	PF-FO	Ast	TO	Bk	Stl	Pts	Avg
2005-06	1-0	2	2.0	0-0	0.000	0-0	0.000	2-2	100.0	1	1.0	0-0	0	0	0	1	2	2.0

### Tommy Cox

**#42 • C • 6-7 • 200 • Johnson City, Tenn. (Science Hill HS)**

Year	GP-GS	Min	Avg	FG-A	Pct	3FG-A	Pct	FT-A	Pct	Rebs	Avg	PF-FO	Ast	TO	Bk	Stl	Pts	Avg
1970-71	9--	--	--	2-6	33.3	--	--	2-3	66.7	6	0.7	3-0	0	--	--	--	6	0.7

### Noel Cramer

**#19 • G • 6-1 • 165 • Knoxville, Tenn. (East HS)**

Year	GP-GS	Min	Avg	FG-A	Pct	3FG-A	Pct	FT-A	Pct	Rebs	Avg	PF-FO	Ast	TO	Bk	Stl	Pts	Avg
1961-62	2-1	--																

# 34

Montgomery, Ed – 1948  
 Reeverts, Don – 1957, 58, 59  
 Colmenares, Nick – 1960\*  
 Van Antwerp, Steve – 1961  
 French, Phil – 1963\*  
 Plotnicki, Ben "Skip" – 1964\*, 65\*  
 Boerwinkle, Tom – 1966, 67, 68  
 Hirschorn, Steve – 1969, 70, 72  
 Clark, Austin – 1974, 75, 76  
 Love, Anthony – 1980, 81  
 Mynatt, David – 1982  
 Jones, Rob – 1983, 84, 85, 86  
 Reese, Ronnie – 1988, 89, 90, 91  
 Davis, Vegas – 1997, 98, 99, 2000  
 Ikeakar, Andy – 2001, 02, 03  
 Childress, Ryan – 2006, 07, 08, 09  
 Maymon, Jeronne – 2011, 12, 14  
 Baulkman, Devon – 2015, 16  
 Jancek, Brock – 2019

# 35

Colmenares, Nick – 1960\*  
 Plotnicki, Ben "Skip" – 1964\*, 65\*  
 Jenkins, Fred – 1984, 85, 86, 87  
 Turner, Eric – 1989  
 Slay, Ron – 2000, 01, 02, 03  
 Pons, Yves – 2018, 19

# 40

Jones, Hugh – 1948  
 Campbell, Glenn – 1959, 60, 61  
 Parker, Jerry – 1962\*  
 Disney, Mike – 1963  
 Petty, Malcolm "Mac" – 1966\*, 67\*, 68\*  
 Croft, Bobby – 1969\*, 70\*  
 Gill, Steve – 1976, 77  
 Wood, Howard – 1978  
 Burton, Willie – 1981, 82, 83, 84  
 Thompson, Shaun – 1989, 90  
 Allen, Corey – 1992, 93  
 Harris, Torrey – 1996, 97, 98, 99  
 Daniels-Mulholland, Rick – 2007, 08

# 41

Parker, Jerry – 1962\*  
 Petty, Malcolm "Mac" – 1966\*, 67\*, 68\*  
 Croft, Bobby – 1969\*, 70\*  
 Voelker, Eddie – 1971, 72, 73  
 Smithson, Mike – 1975, 76  
 Cockrill, David – 1977  
 Ellis, Dale – 1980  
 Mills, William – 1983

# 42

Showalter, Dalen – 1958, 59, 60  
 Kempf, Ray – 1962\*  
 Parker, Jerry – 1963\*  
 McIntosh, Larry – 1964, 65, 66  
 Justus, Bill – 1967, 68, 69  
 Cox, Tommy – 1971  
 Robertson, Maurice – 1996, 97  
 Higgins, Jon – 2000, 01, 02, 03  
 Wright, Lou – 2004  
 DeVoe, Elliott – 2005

\* Home games only; \* Road games only

### Peter Crean #20 • G • 6-2 • 175 • Rockville Centre, N.Y. (St. Agnes Cathedral HS)

Year	GP-GS	Min	Avg	FG-A	Pct	3FG-A	Pct	FT-A	Pct	Rebs	Avg	PF-FO	Ast	TO	Blk	Stl	Pts	Avg
1974-75	7-1	--	--	--	0-1.000	--	--	2-3	.667	5	0.7	4-0	1	--	--	--	2	0.3

### Duke Crews #32 • F • 6-7 • 233 • Hampton, Va. (Bethel HS)

Year	GP-GS	Min	Avg	FG-A	Pct	3FG-A	Pct	FT-A	Pct	Rebs	Avg	PF-FO	Ast	TO	Blk	Stl	Pts	Avg
2006-07	35-18	693	19.8	115-222	.518	0-0.000	0-0	64-111	.577	177	5.1	94-21	21	56	32	22	294	8.4
2007-08	26-2	384	14.8	52-103	.505	0-0.000	0-0	37-55	.673	103	4.0	64-1	16	24	10	11	141	5.4
Totals	61-20	1077	17.7	167-325	.514	0-0.000	0-0	101-166	.608	280	4.6	158-3	37	80	42	33	435	7.1

### Bobby Croft #40 • C • 6-10 • 220 • Hampton, Ontario (Hill Park HS)

Year	GP-GS	Min	Avg	FG-A	Pct	3FG-A	Pct	FT-A	Pct	Rebs	Avg	PF-FO	Ast	TO	Blk	Stl	Pts	Avg
1967-68	26--	--	--	89-171	.520	--	--	38-57	.667	137	5.3	75-3	--	--	--	--	216	8.3
1968-69	28--	--	--	166-297	.559	--	--	94-142	.662	250	8.9	90-2	5	--	--	--	426	15.2
1969-70	25--	--	--	166-332	.500	--	--	97-147	.660	241	9.6	86-3	9	--	--	--	429	17.2
Totals	79--	--	--	421-800	.526	--	--	229-346	.662	628	7.9	251-8	14	--	--	--	1071	13.6

### Jimmy Crone #4 • G • 5-10 • 145 • Connersville, Ind. (Connersville HS)

Year	GP-GS	Min	Avg	FG-A	Pct	3FG-A	Pct	FT-A	Pct	Rebs	Avg	PF-FO	Ast	TO	Blk	Stl	Pts	Avg
1963-64	19--	--	--	9-11	.818	--	--	9-11	.818	0	0.0	0-0	0	--	--	--	13	0.7

### Terry Crosby #30/#25 • G/F • 6-4 • 195 • Toledo, Ohio (De Vilbiss HS)

Year	GP-GS	Min	Avg	FG-A	Pct	3FG-A	Pct	FT-A	Pct	Rebs	Avg	PF-FO	Ast	TO	Blk	Stl	Pts	Avg
1975-76	23--	--	--	33-96	.344	--	--	3-12	.250	38	1.7	43-10	14	--	--	--	69	3.0
1976-77	26--	--	--	44-93	.473	--	--	14-20	.700	30	1.2	20-0	25	--	--	--	102	3.9
1977-78	25--	--	--	198-407	.486	--	--	79-106	.745	135	5.4	76-4	60	87	2	35	475	19.0
1978-79	32--	1162	36.3	198-359	.552	--	--	54-73	.740	130	4.1	82-2	101	58	13	53	540	14.1
Totals	106--	1162	36.3	473-955	.495	--	--	150-211	.711	333	3.1	221-6	200	145	15	88	1096	10.3

### Brandon Crump #4 • F • 6-10 • 250 • Houston, Texas (Klein HS)

Year	GP-GS	Min	Avg	FG-A	Pct	3FG-A	Pct	FT-A	Pct	Rebs	Avg	PF-FO	Ast	TO	Blk	Stl	Pts	Avg
2001-02	30-19	648	21.6	85-143	.594	1-2	.500	43-78	.551	126	4.2	80-4	28	34	17	13	214	7.1
2002-03	29-27	781	26.9	127-225	.564	0-0	.000	64-85	.753	171	5.9	76-3	33	66	30	22	318	11.0
2003-04	29-29	909	31.3	158-279	.566	8-25	.320	105-155	.677	198	6.8	73-10	35	60	37	23	429	14.8
2004-05	27-25	712	26.4	124-224	.554	10-19	.526	48-75	.640	157	5.8	75-2	22	55	23	18	306	11.3
Totals	115-100	3050	26.5	494-871	.567	19-46	.413	260-393	.662	652	5.7	304-7	118	215	107	76	1267	11.0

### Kyle "Buddy" Cruze #23 • F • 6-3 • 195 • Knoxville, Tenn. (East HS)

Year	GP-GS	Min	Avg	FG-A	Pct	3FG-A	Pct	FT-A	Pct	Rebs	Avg	PF-FO	Ast	TO	Blk	Stl	Pts	Avg
1953-54	18--	--	--	37-154	.240	--	--	42-83	.506	85	4.7	57--	--	--	--	--	116	6.4

### Michael Curry #30 • C • 6-9 • 240 • Decatur, Ga. (Columbia HS)

Year	GP-GS	Min	Avg	FG-A	Pct	3FG-A	Pct	FT-A	Pct	Rebs	Avg	PF-FO	Ast	TO	Blk	Stl	Pts	Avg
1989-90	27-1	297	11.0	24-55	.436	0-0	.000	9-19	.474	81	3.0	38-1	6	16	13	3	57	2.1
1990-91	28-5	361	12.9	20-58	.345	0-0	.000	17-29	.586	79	2.8	69-1	3	14	2	8	57	2.0
1991-92	32-27	541	16.9	34-75	.453	0-0	.000	16-29	.552	108	3.4	87-2	20	27	25	20	84	2.6
Totals	87-33	1199	13.8	78-188	.415	0-0	.000	42-77	.545	268	3.1	194-4	29	57	62	31	198	2.3

### James Daniel III #3 • G • 6-0 • 172 • Hampton, Va. (Phoebus HS/Howard University)

Year	GP-GS	Min	Avg	FG-A	Pct	3FG-A	Pct	FT-A	Pct	Rebs	Avg	PF-FO	Ast	TO	Blk	Stl	Pts	Avg	
2017-18	35-3	691	19.7	59-161	.366	45-121	.372	32-44	.727	50	1.4	68-1	61	97	49	4	28	195	5.6

### Rick Daniels-Mulholland #40 • F • 6-5 • 250 • Oak Ridge, Tenn. (Oak Ridge HS)

Year	GP-GS	Min	Avg	FG-A	Pct	3FG-A	Pct	FT-A	Pct	Rebs	Avg	PF-FO	Ast	TO	Blk	Stl	Pts	Avg
2006-07	3-0	3	1.0	0-0	.000	0-0	.000	0-0	.000	0	0.0	0-0	0	0	0	0	0	0.0
2007-08	7-0	10	1.4	1-2	.500	0-0	.000	1-2	.500	5	0.7	0-0	0	0	0	0	3	0.4
Totals	10-0	13	1.3	1-2	.500	0-0	.000	1-2	.500	5	0.5	0-0	0	0	0	0	3	0.3

### Johnny Darden #24 • G • 5-10 • 150 • Springfield, Tenn. (Springfield HS)

Year	GP-GS	Min	Avg	FG-A	Pct	3FG-A	Pct	FT-A	Pct	Rebs	Avg	PF-FO	Ast	TO	Blk	Stl	Pts	Avg
1975-76	27--	--	--	49-101	.485	--	--	40-56	.714	61	2.3	55-0	164	--	--	--	138	5.1
1976-77	27--	--	--	62-135	.459	--	--	28-39	.718	59	2.2	42-0	221	--	--	--	152	5.6
1977-78	25--	--	--	102-215	.474	--	--	38-55	.690	50	2.2	71-5	192	100	5	29	242	10.5
1978-79	32--	650	20.3	53-116	.457	--	--	47-62	.758	39	1.2	52-0	138	75	4	38	153	4.8
Totals	109--	650	20.3	266-567	.469	--	--	153-215	.712	209	1.9	220-5	715	175	9	67	685	6.3

### Chris Darrington #32 • G • 6-1 • 179 • Toledo, Ohio (Scott HS/Vincennes [Ind.] University)

Year	GP-GS	Min	Avg	FG-A	Pct	3FG-A	Pct	FT-A	Pct	Rebs	Avg	PF-FO	Ast	TO	Blk	Stl	Pts	Avg
2017-18	25-0	209	8.4	19-52	.365	6-19	.316	20-26	.769	15	0.6	17-0	19	14	1	7	64	2.6

### A.J. Davis #21 • G/F • 6-9 • 212 • Buford, Ga. (Buford HS)

Year	GP-GS	Min	Avg	FG-A	Pct	3FG-A	Pct	FT-A	Pct	Rebs	Avg	PF-FO	Ast	TO	Blk	Stl	Pts	Avg
2013-14	25-1	234	9.4	14-35	.400	3-8	.375	2-9	.222	39	1.6	34-1	6	9	5	5	33	1.3

### A.W. Davis #20 • F • 6-7 • 185 • Rutledge, Tenn. (Rutledge HS)

Year	GP-GS	Min	Avg	FG-A	Pct	3FG-A	Pct	FT-A	Pct	Rebs	Avg	PF-FO	Ast	TO	Blk	Stl	Pts	Avg
1962-63	24--	--	--	136-288	.472	--	--	85-114	.746	196	8.2	51-4	--	--	--	--	357	14.9
1963-64	23--	--	--	141-296	.476	--	--	116-144	.806	181	7.9	58-1	--	--	--	--	398	17.3
1964-65	24--	--	--	170-391	.435</													

# ALL-TIME PLAYER STATS

## Vegas Davis

#34 • G • 6-3 • 215 • Parker, Ariz. (Parker HS)																		
Year	GP-GS	Min	Avg	FG-A	Pct	3FG-A	Pct	FT-A	Pct	Rebs	Avg	PF-FO	Ast	TO	Blk	Stl	Pts	Avg
1996-97	20-3	203	10.2	18-50	.360	3-13	.231	16-29	.552	31	1.6	29-0	12	23	2	6	55	2.8
1997-98	18-9	355	19.7	40-94	.426	20-46	.435	12-22	.545	55	3.1	38-0	27	26	9	22	112	6.2
1998-99	26-0	166	6.4	12-42	.286	7-23	.304	15-18	.833	29	1.1	15-0	2	5	6	5	46	1.8
1999-00	23-0	138	6.0	10-36	.278	3-16	.188	4-10	.400	29	1.3	5-0	11	6	3	6	27	1.2
Totals	87-12	862	9.9	80-222	.360	33-98	.337	47-79	.595	144	1.7	87-0	52	60	20	39	240	2.8

## Eddie DeBro

#11 • G • 5-11 • 190 • Smyrna, Tenn. (Smyrna HS)																		
Year	GP-GS	Min	Avg	FG-A	Pct	3FG-A	Pct	FT-A	Pct	Rebs	Avg	PF-FO	Ast	TO	Blk	Stl	Pts	Avg
2004-05	3-0	7	2.3	0-1	.000	0-0	.000	1-2	.500	0	0.0	2-0	0	1	1	0	1	0.3
2005-06	11-0	33	3.0	2-5	.400	0-1	.000	0-0	.000	8	0.7	4-0	3	2	0	1	4	0.4
Totals	15-0	40	2.7	2-6	.333	0-1	.000	1-2	.500	8	0.5	6-0	3	3	1	1	5	0.3

## Elliott DeVoe

#42 • F • 6-6 • 180 • Annapolis, Md. (Annapolis HS)																		
Year	GP-GS	Min	Avg	FG-A	Pct	3FG-A	Pct	FT-A	Pct	Rebs	Avg	PF-FO	Ast	TO	Blk	Stl	Pts	Avg
2004-05	1-0	0	0.0	0-0	.000	0-0	.000	0-0	.000	0	0.0	0-0	0	0	0	0	0	0.0

## Craig Diegel

#52 • F • 6-6 • 175 • Knoxville, Tenn. (Central HS)																		
Year	GP-GS	Min	Avg	FG-A	Pct	3FG-A	Pct	FT-A	Pct	Rebs	Avg	PF-FO	Ast	TO	Blk	Stl	Pts	Avg
1978-79	2--	5	2.5	3-4	.750	--	--	0-0	.000	2	1.0	0-0	0	0	0	0	6	3.0
1979-80	2-0	3	1.5	1-2	.500	--	--	0-0	.000	2	1.0	0-0	0	0	0	0	2	1.0
1980-81	4-0	4	1.0	0-2	.000	--	--	0-0	.000	1	0.3	0-0	0	0	0	0	0	0.0
Totals	8-0	12	1.5	4-8	.500	--	--	0-0	.000	5	0.6	0-0	0	0	0	0	8	1.0

## Mike Disney

#40 • C • 6-7 • 200 • Greenback, Tenn. (Greenback HS)																		
Year	GP-GS	Min	Avg	FG-A	Pct	3FG-A	Pct	FT-A	Pct	Rebs	Avg	PF-FO	Ast	TO	Blk	Stl	Pts	Avg
1962-63	12-1	--	--	2-5	.400	--	--	0-1	.000	4	0.3	4-0	--	--	--	--	4	0.3

## Alico Dunk

#12 • G • 6-0 • 170 • Ayden, N.C. (Ayden-Grifton HS)																		
Year	GP-GS	Min	Avg	FG-A	Pct	3FG-A	Pct	FT-A	Pct	Rebs	Avg	PF-FO	Ast	TO	Blk	Stl	Pts	Avg
1994-95	27-10	587	21.7	23-70	.329	2-11	.182	24-43	.558	51	1.9	61-3	64	46	2	25	72	2.7

## J.H. Dyer

#4/#5																		
Year	GP-GS	Min	Avg	FG-A	Pct	3FG-A	Pct	FT-A	Pct	Rebs	Avg	PF-FO	Ast	TO	Blk	Stl	Pts	Avg
1961-62	3--	--	--	0-4	.000	--	--	0-1	.000	1	0.3	1-0	--	--	--	--	0	0.0

## D'Montre Edwards

#32 • G • 6-6 • 205 • Charleston, S.C. (Brevard [Fla.] CC)																		
Year	GP-GS	Min	Avg	FG-A	Pct	3FG-A	Pct	FT-A	Pct	Rebs	Avg	PF-FO	Ast	TO	Blk	Stl	Pts	Avg
2012-13	16-0	123	7.7	13-40	.325	5-14	.357	6-11	.545	30	1.9	18-0	1	5	0	2	37	2.3
2013-14	12-0	72	6.0	7-20	.350	4-11	.364	8-81.000	17	1.4	8-0	4	4	1	4	26	2.2	
Totals	28-0	195	7.0	20-60	.333	9-25	.360	14-19	.737	47	1.7	26-0	5	9	1	6	63	2.3

## Mike Edwards

#25 • G • 6-2 • 180 • Greenfield, Ind. (Greenfield HS)																		
Year	GP-GS	Min	Avg	FG-A	Pct	3FG-A	Pct	FT-A	Pct	Rebs	Avg	PF-FO	Ast	TO	Blk	Stl	Pts	Avg
1970-71	28--	--	--	205-460	.446	--	--	67-87	.770	115	4.1	67-1	23	--	--	--	477	17.0
1971-72	25--	--	--	191-458	.417	--	--	103-119	.866	96	3.8	71-1	21	--	--	--	485	19.4
1972-73	24--	--	--	176-347	.507	--	--	29-38	.763	65	2.7	56-2	28	--	--	--	381	15.9
Totals	77--	--	--	572-1265	.452	--	--	199-244	.816	276	3.6	194-4	72	--	--	--	1343	17.4

## Joe Eldridge

#19 • F • 6-3 • 185 • Knoxville, Tenn.																		
Year	GP-GS	Min	Avg	FG-A	Pct	3FG-A	Pct	FT-A	Pct	Rebs	Avg	PF-FO	Ast	TO	Blk	Stl	Pts	Avg
1947-48	12--	--	--	8-23	.348	--	--	3-9	.333	--	--	10--	--	--	--	--	19	1.6
1948-49	20--	--	--	35-106	.330	--	--	30-53	.566	--	--	38--	--	--	--	--	100	5.0
Totals	32--	--	--	43-129	.333	--	--	33-62	.532	--	--	48--	--	--	--	--	119	3.7

## Sid Elliott

#52 • C • 6-7 • 200 • Mullens, W.Va. (Mullens HS)																		
Year	GP-GS	Min	Avg	FG-A	Pct	3FG-A	Pct	FT-A	Pct	Rebs	Avg	PF-FO	Ast	TO	Blk	Stl	Pts	Avg
1961-62	22--	--	--	84-242	.347	--	--	37-62	.597	228	10.4	76-6	--	--	--	--	205	9.3
1962-63	24--	--	--	85-196	.434	--	--	73-98	.745	187	7.8	80-7	--	--	--	--	243	10.1
1963-64	24--	--	--	59-161	.366	--	--	38-52	.731	187	7.8	78-3	--	--	--	--	156	6.5
Totals	70--	--	--	228-599	.381	--	--	148-212	.698	602	8.6	234-16	--	--	--	--	604	8.6

## Dale Ellis

#41/#14 • F • 6-7 • 205 • Marietta, Ga. (Marietta HS)																		
Year	GP-GS	Min	Avg	FG-A	Pct	3FG-A	Pct	FT-A	Pct	Rebs	Avg	PF-FO	Ast	TO	Blk	Stl	Pts	Avg
1979-80	27-6	573	21.2	81-182	.445	--	--	31-40	.775	96	3.6	44-1	34	34	13	21	193	7.1
1980-81	29-28	1057	36.4	215-360	.597	--	--	83-111	.748	185	6.4	84-2	21	54	11	34	513	17.7
1981-82	30-30	1134	37.8	257-393	.654	--	--	121-152	.796	189	6.3	91-5	22	90	4	47	635	21.2
1982-83	32-32	1179	36.8	279-464	.601	--	--	166-221	.751	209	6.5	102-4	32	74	4	52	724	22.6
Totals	118-96	3943	33.4	832-1399	.595	--	--	401-524	.765	679	5.8	321-12	109	252	32	154	2065	17.5

## Jimmy England

#22 • G • 6-1 • 170 • Knoxville, Tenn. (Holston HS)																		
Year	GP-GS	Min	Avg	FG-A	Pct	3FG-A	Pct	FT-A	Pct	Rebs	Avg	PF-FO	Ast	TO	Blk	Stl	Pts	Avg
1968-69	28--	--	--	150-321	.467	--	--	45-51	.882	77	2.8	59-0	28	--	--	--	345	12.3
1969-70	25--	--	--	177-439	.403	--	--	131-146	.897	121	4.8	55-0	63	--	--	--	485	19.4
1970-71	28--	--	--	217-449	.483	--	--	143-165	.867	111	4.0	62-0	146	--	--	--	577	20.6
Totals	81--	--	--	544-1209	.450	--	--	319-362	.881	309	3.8	176-0	237	--	--	--	1407	17.4

## Lew Evans

#21 • F • 6-7 • 235 • Salt Lake City, Utah (University of Tulsa/Utah State)																		
Year	GP-GS	Min	Avg	FG-A	Pct	3FG-A	Pct	FT-A	Pct	Rebs	Avg	PF-FO	Ast	TO	Blk	Stl	Pts	Avg
2016-17	32-3	475	14.8	30-87	.345	13-44	.295	37-54	.685	91	2.8	74-2	30	26	7	10	110	3.4

## Walter Evans

#24 • C • 6-5 • 250 • Morristown, Tenn. (West HS)																		
Year	GP-GS	Min	Avg	FG-A	Pct	3FG-A	Pct	FT-A	Pct	Rebs	Avg	PF-FO	Ast	TO	Blk	Stl	Pts	Avg
1981-82	13-0	61	4.7	6-9	.667	--	--	2-12	.167	14	1.1	19-1	0	2	1	2	14	1.1
1982-83	4-0	26	6.5	1-5	.200	--	--	2-2	1.000	1	0.3	7-0	1	4	0	0	4	1.0
Totals	17-0	87	5.1	7-14	.500	--	--	4-14	.286	15	0.9	26-1	1	6	1	2	18	1.1

## Dennis Falls

#24 • F • 6-3 • 170 • Savannah, Tenn. (Savannah HS)																		
Year	GP-GS	Min	Avg	FG-A	Pct	3FG-A	Pct	FT-A	Pct	Rebs	Avg	PF-FO	Ast	TO	Blk	Stl	Pts	Avg
1962-63	10--	--	--	4-5	.800	--	--	2-2	1.00	2	0.2	0-0	--	--	--	--	10	1.0

## 43

Kempf, Ray – 1962\*  
 Parker, Jerry – 1963\*  
 Robinsion, Larry – 1972, 73  
 Ashworth, Doug – 1974, 75, 76  
 Nash, Kevin – 1978, 79, 80  
 Wilden, Joe – 1981  
 Salzman, Pat – 1982  
 Johnson, Alonzo – 1992, 93  
 Black, C.J. – 1997, 98, 99, 2000  
 Albrecht, Jason – 2003, 04

**53** (RETIRED)

Widby, Ron – 1965, 66, 67  
Seale, Bill – 1973, 74  
**King, Bernard – 1975, 76, 77**  
Ray, Steve – 1979, 80, 81, 82

**54**

Tormohlen, Gene – 1957, 58, 59  
Bowling, Orb – 1961, 62, 63  
Jacobs, John – 1965, 66  
Hess, Clay – 1968  
Bates, Randy – 1981, 82  
Snodgrass, John – 1984, 85  
Robinson, Ron – 1990, 91

**55**

Kosmalski, Len – 1972, 73, 74  
Chatman, Irv – 1976  
Goodson, Gannon – 1990, 91, 92, 93, 94  
Hathaway, Charles – 1997, 98, 99, 2000, 01  
Woodson, Dominic – 2015

\* Home games only; \* Road games only

**C.J. Fayton**

**#31 • G • 6-2 • 190 • Virginia Beach, Va. (Princess Anne HS)**

Year	GP-GS	Min	Avg	FG-A	Pct	3FG-A	Pct	FT-A	Pct	Rebs	Avg	PF-FO	Ast	TO	Blk	Stl	Pts	Avg
2001-02	3-0	9	3.0		2-3 .667			0-1.000		2	0.7	0-0	0	4	0	1	4	1.3

**Dan Federmann**

**#33 • C • 6-10 • 235 • Cincinnati, Ohio (Elder HS)**

Year	GP-GS	Min	Avg	FG-A	Pct	3FG-A	Pct	FT-A	Pct	Rebs	Avg	PF-FO	Ast	TO	Blk	Stl	Pts	Avg
1980-81	27-2	275	10.2		38-81 .469			37-45 .822		94	3.5	61-3	1	17	8	5	113	4.2
1981-82	30-1	440	14.7		52-109 .477			32-54 .593		88	2.9	78-3	13	22	5	3	136	4.5
1982-83	32-24	614	19.2		94-189 .497			38-62 .613		124	3.9	75-2	12	29	5	20	226	7.1
1983-84	35-14	629	18.0		108-234 .462			64-112 .571		164	4.7	95-2	40	48	10	280	8.0	
Totals	124-41	1958	15.8		292-613 .476			171-273 .626		470	3.8	309-10	34	108	36	38	755	6.1

**Micquan Ferguson**

**#2 • G • 5-9 • 195 • Nashville, Tenn. (Stratford HS/Aquinas JC)**

Year	GP-GS	Min	Avg	FG-A	Pct	3FG-A	Pct	FT-A	Pct	Rebs	Avg	PF-FO	Ast	TO	Blk	Stl	Pts	Avg
2001-02	4-0	6	1.5		0-0 .000			0-0.000		0	0.0	0-0	0	1	0	0	2	0.5

**John Fields**

**#25 • C • 6-9 • 222 • Fayetteville, N.C. (Jack Britt HS/UNC Wilmington)**

Year	GP-GS	Min	Avg	FG-A	Pct	3FG-A	Pct	FT-A	Pct	Rebs	Avg	PF-FO	Ast	TO	Blk	Stl	Pts	Avg
2010-11	34-18	394	11.6		37-63 .587			0-0.000		132	3.9	71-3	6	18	41	10	87	2.6

**Jerry Finestone**

**#23 • G • 6-0 • 160 • Forest Hills, N.Y. (Forest Hills HS)**

Year	GP-GS	Min	Avg	FG-A	Pct	3FG-A	Pct	FT-A	Pct	Rebs	Avg	PF-FO	Ast	TO	Blk	Stl	Pts	Avg
1974-75	11-1	--	--		3-12 .250			2-3 .667		6	0.5	5-0	7	--	--	--	8	0.7
1975-76	7-1	--	--		1-6 .167			1-3 .333		5	0.7	0-0	2	--	--	--	3	0.4
1976-77	10-1	--	--		1-1 .100			2-3 .667		3	0.3	3-0	12	--	--	--	4	0.4
Totals	28-1	--	--		5-19 .263			5-9 .556		14	0.5	8-0	21	--	--	--	15	0.5

**Jim Finley**

**#10 • G • 6-0 • 155 • Fayette, Ala. (Fayette County HS)**

Year	GP-GS	Min	Avg	FG-A	Pct	3FG-A	Pct	FT-A	Pct	Rebs	Avg	PF-FO	Ast	TO	Blk	Stl	Pts	Avg
1961-62	8--	--	--		1-6 .167			2-4 .500		2	0.3	2-0	--	--	--	--	4	0.5
1962-63	8--	--	--		1-2 .500			0-0.000		0	0.3	6-0	--	--	--	--	2	0.3
1963-64	10--	--	--		4-7 .571			1-4 .250		4	0.4	4-0	--	--	--	--	9	0.9
Totals	26--	--	--		6-15 .400			3-8 .375		8	0.3	12-0	--	--	--	--	15	0.6

**Dick Fisher**

**#30 • C • 6-5 • 190 • Jackson, Tenn. (South Side HS)**

Year	GP-GS	Min	Avg	FG-A	Pct	3FG-A	Pct	FT-A	Pct	Rebs	Avg	PF-FO	Ast	TO	Blk	Stl	Pts	Avg
1958-59	4-1	--	--		2-4 .500			0-1 .000		2	0.5	3-0	--	--	--	--	4	1.0
1959-60	21--	--	--		51-113 .451			33-47 .702		114	5.4	59-4	--	--	--	--	135	6.4
1960-61	25--	--	--		100-236 .424			45-68 .662		212	8.5	90-9	--	--	--	--	245	9.8
Totals	50--	--	--		153-353 .433			78-116 .672		328	6.6	152-13	--	--	--	--	384	7.7

**Jacob Flechman**

**#4 • C • 6-3 • 170 • Austin, Texas (Westlake HS)**

Year	GP-GS	Min	Avg	FG-A	Pct	3FG-A	Pct	FT-A	Pct	Rebs	Avg	PF-FO	Ast	TO	Blk	Stl	Pts	Avg
2017-18	2-0	5	2.5		0-0 .000			0-0 .000		0	0.0	0-0	0	0	0	0	0	0.0
2018-19	5-0	12	2.4		1-4 .250			1-3 .333		0	0.0	1-2	2-0	1	3	0	3	0.6
Totals	7-0	17	2.4		1-4 .250			1-3 .333		0	0.0	1-2	2-0	1	3	0	3	0.4

**Jim Flynn**

**#10 • F • 6-0 • 170 • Jeffersonville, Ind.**

Year	GP-GS	Min	Avg	FG-A	Pct	3FG-A	Pct	FT-A	Pct	Rebs	Avg	PF-FO	Ast	TO	Blk	Stl	Pts	Avg
1947-48	10--	--	--		4-13 .308			0-2 .000		--	--	2--	--	--	--	--	8	0.8
1948-49	7--	--	--		1-7 .143			2-4 .500		--	--	3--	--	--	--	--	4	0.6
1950-51	8--	--	--		8-33 .242			6-78 .077		--	--	7--	--	--	--	--	22	2.8
Totals	25--	--	--		13-53 .245			8-14 .571		--	--	12--	--	--	--	--	34	1.4

**Phil French**

**#34 • G • 5-10 • 140 • Maryville, Tenn. (Alcoa HS)**

Year	GP-GS	Min	Avg	FG-A	Pct	3FG-A	Pct	FT-A	Pct	Rebs	Avg	PF-FO	Ast	TO	Blk	Stl	Pts	Avg
1962-63	4--	--	--		0-2 .000			0-0 .000		0	0.0	0-0	--	--	--	--	0	0.0

**John Fulkerson**

**#10 • F • 6-9 • 197 • Kingsport, Tenn. (The Christ School [N.C.])**

Year	GP-GS	Min	Avg	FG-A	Pct	3FG-A	Pct	FT-A	Pct	Rebs	Avg	PF-FO	Ast	TO	Blk	Stl	Pts	Avg	
2016-17	10-6	160	16.0		17-30 .567			0-0 .000		13-20	6.50	46-6	23-0	10	8	9	11	47	4.7
2017-18	30-1	279	9.3		18-42 .429			0-0 .000		16-22	7.27	49-16	36-0	16	22	9	16	52	1.7
2018-19	36-0	434	12.1		42-72 .583			0-0 .000		29-45	6.44	95-26	67-0	24	21	25	18	113	3.1
TOTAL	76-7	873	11.5		77-144 .535			0-0 .000		58-87 .667	190	2.5	126-0	50	51	43	45	212	2.8

**Bob Garrison**

**#24**

Year	GP-GS	Min	Avg	FG-A	Pct	3FG-A	Pct	FT-A	Pct	Rebs	Avg	PF-FO	Ast	TO	Blk	Stl	Pts	Avg
1950-51	22--	--	--		116-425 .273			59-113 .522		--	--	72--	--	--	--	--	291	13.2

**Henry Garrison**

**#52 • F • 6-3 • 190 • Manchester, Ky. (Clay County HS)**

Year	GP-GS	Min	Avg	FG-A	Pct	3FG-A	Pct	FT-A	Pct	Rebs	Avg	PF-FO	Ast	TO	Blk	Stl	Pts	Avg
1957-58	9--	--	--		5-18 .278			2-5 .400		22	2.4	4-0	--	--	--	--	12	1.3
1958-59	8--	--	--		2-3 .667			2-3 .667		2	0.3	3-0	--	--	--	--	6	0.8
Totals	17--	--	--		7-21 .333			4-8 .500		24	1.4	7-0	--	--	--	--	18	1.1

**Daniel Garrott**

**#15 • G • 5-11 • 160 • Memphis, Tenn. (Memphis ECS)**

Year	GP-GS	Min	Avg	FG-A	Pct	3FG-A	Pct	FT-A	Pct	Rebs	Avg	PF-FO	Ast	TO	Blk	Stl	Pts	Avg
1992-93	3-0	4	1.3		2-3 .667			0-0.000		0	0.0	0-0	2	1	0	0	4	1.3

**Pee-Wee Gash**

**#12 • G • 5-7 • 150 • Asheville, N.C. (Asheville HS)**

Year	GP-GS	Min	Avg	FG-A	Pct	3FG-A	Pct	FT-A	Pct	Rebs	Avg	PF-FO	Ast	TO	Blk	Stl	Pts	Avg
2002-03	5-0	10	2.0		0-4 .000			0-0.000		1	0.2	0-0	0	1	0	1	0	0.0
2003-04	7-0	8	1.1		1-5 .200			0-0.000		0	0.0	3-0	2	0	0	0	2	0.3
2004-05	5-0	19	3.8		2-7 .286			1-5 .200		2	0.4	3-0	3	3	0	0	5	1.0
Totals	17-0	37	2.2		3-16 .188			1-11 .091		3	0.2	6-0	5	4	0	1	7	0.4

**Bob Gentry**

**#11 • F • 6-3 • 180 • Knoxville, Tenn. (Catholic HS)**

Year	GP-GS	Min	Avg	FG-A	Pct	3FG-A	Pct	FT-A	Pct	Rebs	Avg	PF-FO	Ast	TO	Blk	Stl	Pts	Avg
1955-56	21--	--	--		14-64 .219													

# ALL-TIME PLAYER STATS

## Paul Gentry

#20

Year	GP-GS	Min	Avg	FG-A	Pct	3FG-A	Pct	FT-A	Pct	Rebs	Avg	PF-FO	Ast	TO	Blk	Stl	Pts	Avg
1950-51	20-1	--	--	46-157	.293	--	--	42-60	.700	--	--	36--	--	--	--	--	134	6.7

## Jim Gill

#11 • F • 6-3 • 165 • Knoxville, Tenn. (Farragut HS)

Year	GP-GS	Min	Avg	FG-A	Pct	3FG-A	Pct	FT-A	Pct	Rebs	Avg	PF-FO	Ast	TO	Blk	Stl	Pts	Avg
1978-79	1-	1	1.0	0-2	0.000	--	--	0-0	.000	2	2.0	0-0	0	0	0	0	0	0.0
1979-80	1-0	1	1.0	0-0	0.000	--	--	2-2	1.000	0	0.0	0-0	0	0	0	0	2	2.0
Totals	2-0	2	1.0	0-2	0.000	--	--	2-2	1.000	2	1.0	0-0	0	0	0	0	2	1.0

## Steve Gill

#40 • F • 6-4 • 180 • Knoxville, Tenn. (Farragut HS)

Year	GP-GS	Min	Avg	FG-A	Pct	3FG-A	Pct	FT-A	Pct	Rebs	Avg	PF-FO	Ast	TO	Blk	Stl	Pts	Avg
1975-76	2--	--	--	0-0	0.000	--	--	0-0	0.000	0	0.0	0-0	0	--	--	--	0	0.0
1976-77	5--	--	--	2-6	.333	--	--	2-2	1.000	1	0.2	2-0	1	--	--	--	6	1.2
Totals	7--	--	--	2-6	.333	--	--	2-2	1.000	1	0.1	2-0	1	--	--	--	6	0.9

## Bill Gilley

#44 • C • 6-5 • 200 • Carlisle, Ky. (Carlisle HS)

Year	GP-GS	Min	Avg	FG-A	Pct	3FG-A	Pct	FT-A	Pct	Rebs	Avg	PF-FO	Ast	TO	Blk	Stl	Pts	Avg
1958-59	6--	--	--	1-3	.333	--	--	0-2	.000	2	0.3	1-0	--	--	--	--	2	0.3
1959-60	6--	--	--	3-6	.500	--	--	5-6	.833	11	1.8	11-0	--	--	--	--	11	1.8
1960-61	15--	--	--	16-37	.432	--	--	16-30	.533	53	3.5	21-1	--	--	--	--	48	3.2
Totals	27--	--	--	20-46	.435	--	--	21-38	.553	66	2.4	33-1	--	--	--	--	61	2.3

## Bob Gipe

#16 • C • 6-5 • 188 • Kingsport, Tenn. (Dobyns-Bennett HS)

Year	GP-GS	Min	Avg	FG-A	Pct	3FG-A	Pct	FT-A	Pct	Rebs	Avg	PF-FO	Ast	TO	Blk	Stl	Pts	Avg
1953-54	10--	--	--	5-17	.294	--	--	4-6	.667	14	1.4	6--	--	--	--	--	14	1.4
1954-55	15--	--	--	10-24	.417	--	--	4-9	.444	16	1.1	8--	--	--	--	--	24	1.6
1955-56	24--	--	--	47-145	.324	--	--	33-55	.600	136	5.7	71--	--	--	--	--	127	5.3
1956-57	19--	--	--	25-65	.385	--	--	27-45	.600	58	3.1	30--	--	--	--	--	77	4.1
Totals	68--	--	--	87-251	.347	--	--	68-115	.591	224	3.3	115--	--	--	--	--	242	3.6

## Melvin Goins

#2 • G • 5-11 • 195 • San Diego, Calif. (Ball State Univ./Mt. San Jacinto College)

Year	GP-GS	Min	Avg	FG-A	Pct	3FG-A	Pct	FT-A	Pct	Rebs	Avg	PF-FO	Ast	TO	Blk	Stl	Pts	Avg
2009-10	31-4	496	16.0	58-150	.387	16-49	.327	33-52	.635	59	1.9	56-0	57	35	0	32	165	5.3
2010-11	33-33	899	27.2	82-218	.376	24-80	.300	74-95	.779	102	3.1	60-1	93	61	2	57	262	7.9
Totals	64-37	1395	21.8	140-368	.380	40-129	.310	107-147	.728	161	2.5	116-1	150	96	2	89	427	6.7

## Terry Glenn

#14 • G • 5-10 • 145 • Charleston, S.C. (Rivers HS/Morristown JC)

Year	GP-GS	Min	Avg	FG-A	Pct	3FG-A	Pct	FT-A	Pct	Rebs	Avg	PF-FO	Ast	TO	Blk	Stl	Pts	Avg
1978-79	11--	33	3.0	8-21	.381	--	--	1-2	.500	5	0.5	2-0	5	6	0	3	17	1.5

## LaMarcus Golden

#23 • F • 6-4 • 180 • Memphis, Tenn. (Treadwell HS)

Year	GP-GS	Min	Avg	FG-A	Pct	3FG-A	Pct	FT-A	Pct	Rebs	Avg	PF-FO	Ast	TO	Blk	Stl	Pts	Avg
1992-93	30-23	791	26.4	54-124	.435	13-32	.406	61-76	.803	91	3.0	53-3	136	77	4	60	182	6.1
1993-94	27-25	923	34.2	91-233	.391	28-71	.394	45-67	.672	94	3.5	58-0	155	106	3	78	255	9.4
Totals	57-48	1714	30.1	145-357	.406	41-103	.398	106-143	.741	185	3.2	111-3	291	183	7	138	437	7.7

## Trae Golden

#11 • G • 6-2 • 205 • Powder Springs, Ga. (McEachern HS)

Year	GP-GS	Min	Avg	FG-A	Pct	3FG-A	Pct	FT-A	Pct	Rebs	Avg	PF-FO	Ast	TO	Blk	Stl	Pts	Avg
2010-11	31-1	411	13.3	27-92	.293	6-33	.182	33-40	.825	35	1.1	25-0	69	32	0	23	93	3.0
2011-12	34-33	1089	32.0	141-321	.439	50-129	.388	130-157	.828	102	3.0	68-1	154	98	3	27	462	13.6
2012-13	31-24	940	30.3	111-290	.383	28-95	.295	126-162	.778	89	2.9	66-1	121	63	0	8	376	12.1
Totals	96-58	2440	25.4	279-703	.397	84-257	.327	289-359	.805	226	2.4	159-2	344	193	3	58	931	9.7

## Gannon Goodson

#55 • C • 6-9 • 245 • Birmingham, Ala. (Shades Valley HS)

Year	GP-GS	Min	Avg	FG-A	Pct	3FG-A	Pct	FT-A	Pct	Rebs	Avg	PF-FO	Ast	TO	Blk	Stl	Pts	Avg
1989-90	4-0	9	2.3	1-3	.333	0-0	.000	1-2	.500	2	0.5	5-0	0	1	1	2	3	0.8
1990-91	34-19	636	18.7	49-112	.438	0-0	.000	23-52	.442	147	4.3	89-3	10	38	6	18	121	3.6
1991-92	13-1	122	9.4	13-25	.520	0-0	.000	8-12	.667	30	2.3	25-1	0	9	0	4	34	2.6
1992-93	25-2	174	7.0	10-30	.333	0-0	.000	7-11	.636	25	1.0	28-0	4	13	2	1	27	1.1
1993-94	25-9	330	13.2	24-65	.369	0-1	.000	9-16	.563	61	2.4	41-3	8	20	2	7	57	2.3
Totals	101-31	1271	12.6	97-235	.413	0-1	.000	48-93	.516	265	2.6	188-7	22	81	11	32	242	2.4

## Don Graham

#13 • F • 5-10 • 165 • Farragut, Tenn.

Year	GP-GS	Min	Avg	FG-A	Pct	3FG-A	Pct	FT-A	Pct	Rebs	Avg	PF-FO	Ast	TO	Blk	Stl	Pts	Avg
1947-48	21--	--	--	22-71	.310	--	--	9-18	.500	--	--	15--	--	--	--	--	53	2.5
1948-49	17--	--	--	22-63	.349	--	--	7-10	.700	--	--	24--	--	--	--	--	51	3.0
Totals	38--	--	--	44-134	.328	--	--	16-28	.571	--	--	37--	--	--	--	--	104	2.7

## Ed Gray

#22 • G • 6-3 • 200 • Riverside, Calif. (North HS)

Year	GP-GS	Min	Avg	FG-A	Pct	3FG-A	Pct	FT-A	Pct	Rebs	Avg	PF-FO	Ast	TO	Blk	Stl	Pts	Avg
1993-94	27-27	848	31.4	149-405	.368	49-176	.278	57-81	.704	97	3.6	77-1	49	45	5	41	404	15.0

## Aaron Green

#5 • G • 6-2 • 200 • Sweetwater, Tenn. (Sweetwater HS)

Year	GP-GS	Min	Avg	FG-A	Pct	3FG-A	Pct	FT-A	Pct	Rebs	Avg	PF-FO	Ast	TO	Blk	Stl	Pts	Avg
1995-96	29-2	582	20.1	61-150	.407	46-117	.393	29-43	.674	27	0.9	65-2	37	41	5	17	199	6.8
1996-97	25-7	679	27.2	45-146	.308	24-84	.286	49-64	.766	50	2.0	69-2	56	41	7	50	163	6.5
1997-98	24-1	339	14.1	30-83	.361	18-53	.340	24-35	.686	28	1.2	41-0	30	22	1	22	102	4.3
1998-99	22-1	272	12.4	21-53	.396	11-33	.333	28-46	.609	29	1.3	41-1	40	26	3	26	81	3.7
Totals	100-11	1872	18.7	157-432	.363	99-287	.345	130-188	.691	134	1.3	216-5	163	130	16	115	543	5.4

## Mark Griffin

#33 • F • 6-8 • 220 • Union City, Tenn. (Union City HS)

Year	GP-GS	Min	Avg	FG-A	Pct	3FG-A	Pct	FT-A	Pct	Rebs	Avg	PF-FO	Ast	TO	Blk	Stl	Pts	Avg
1985-86	25-16	412	16.5	31-61	.508	--	--	24-34	.706	51	2.0	58-3	16	37	3	14	86	3.4
1986-87	28-0	337	12.0	25-60	.417	3-7	.429	17-26	.654	65	2.3	46-0	16	22	2	11	70	2.5
1987-88	29-9	582	20.1	43-116	.371	21-61	.344	34-44	.773	92	3.2	55-0	32	31	4	15	141	4.9
1988-89	27-26	655	24.3	70-160	.438	49-113	.434	33-45	.733	96	3.6	67-0	36	33	0	15	222	8.2
Totals	109-51	1986	18.2	169-397	.													



**Jenis Grindstaff #24 • G • 6-2 • 190 • Spruce Pine, N.C. (McDowell HS/Virginia Tech)**

Year	GP-GS	Min	Avg	FG-A	Pct	3FG-A	Pct	FT-A	Pct	Rebs	Avg	PF-FO	Ast	TO	Blk	Stl	Pts	Avg	
1999-00	1-1	14	14.0	1-9	.111	0-4	.000	0-1	.000	2	2.0	2	0	3	1	0	3	2	2.0
2000-01	32-1	374	11.7	31-99	.313	12-47	.255	26-34	.765	45	1.4	49-50	54	34	1	19	100	3.1	
2001-02	29-14	616	21.2	60-137	.438	15-48	.313	49-60	.817	76	2.6	62-81	86	76	3	28	184	6.3	
Totals	62-16	1004	16.2	92-245	.376	27-99	.273	75-95	.789	123	2.0	113-143	111	4	50	286	4.6		

**Carlus Groves #33 • F • 6-7 • 245 • Cross Plains, Tenn. (East Robertson HS)**

Year	GP-GS	Min	Avg	FG-A	Pct	3FG-A	Pct	FT-A	Pct	Rebs	Avg	PF-FO	Ast	TO	Blk	Stl	Pts	Avg
1989-90	28-1	475	17.0	75-134	.560	0-2	.000	36-60	.600	116	4.1	77-74	16	40	4	16	186	6.6
1990-91	32-18	718	22.4	136-249	.546	0-0	.000	74-117	.632	148	4.6	117-1	14	70	20	22	346	10.8
1991-92	26-9	654	25.2	150-278	.540	3-9	.333	78-140	.557	124	4.8	85-2	18	53	13	24	381	14.7
Totals	86-28	1847	21.5	361-661	.546	3-11	.273	188-317	.593	388	4.5	273-13	48	163	37	62	913	10.6

**Ernie Grunfeld #22 • F • 6-6 • 215 • Forest Hills, N.Y. (Forest Hills HS)**

Year	GP-GS	Min	Avg	FG-A	Pct	3FG-A	Pct	FT-A	Pct	Rebs	Avg	PF-FO	Ast	TO	Blk	Stl	Pts	Avg
1973-74	26--	--	--	180-363	.496	--	--	93-128	.727	188	7.2	80-2	61	--	--	--	453	17.4
1974-75	20--	--	--	184-401	.459	--	--	107-132	.811	128	6.4	62-2	51	--	--	--	475	23.8
1975-76	27--	--	--	255-485	.526	--	--	173-214	.808	172	6.4	73-1	57	--	--	--	683	25.3
1976-77	28--	--	--	248-463	.536	--	--	142-179	.793	176	6.3	87-5	77	--	--	--	638	22.8
Totals	101--	--	--	867-1712	.506	--	--	515-653	.789	664	6.6	302-10	246	--	--	--	2249	22.3

**Bobby Jack Gunn #11 • G • 6-1 • 170 • Kingston, Tenn. (Roane County HS)**

Year	GP-GS	Min	Avg	FG-A	Pct	3FG-A	Pct	FT-A	Pct	Rebs	Avg	PF-FO	Ast	TO	Blk	Stl	Pts	Avg
1965-66	18--	--	--	27-63	.429	--	--	11-17	.647	33	1.8	17-0	--	--	--	--	65	3.6
1966-67	18--	--	--	19-34	.559	--	--	7-10	.700	15	0.8	13-0	--	--	--	--	45	2.5
Totals	36--	--	--	46-97	.474	--	--	18-27	.667	48	1.3	30-0	--	--	--	--	110	3.1

**Marcus Haislip #12 • F • 6-10 • 230 • Lewisburg, Tenn. (Marshall County HS)**

Year	GP-GS	Min	Avg	FG-A	Pct	3FG-A	Pct	FT-A	Pct	Rebs	Avg	PF-FO	Ast	TO	Blk	Stl	Pts	Avg
1999-00	31-0	251	8.1	52-88	.591	9-17	.529	22-39	.564	57	1.8	41-1	0	21	21	8	135	4.4
2000-01	33-1	435	13.2	63-122	.516	14-39	.359	53-70	.757	83	2.5	89-3	17	22	51	9	193	5.8
2001-02	25-24	838	33.5	161-311	.518	15-46	.326	80-111	.721	167	6.7	86-6	24	51	14	11	417	16.7
Totals	89-25	1524	17.1	276-521	.530	38-102	.373	155-220	.705	307	3.4	216-8	41	94	116	28	745	8.4

**Bill Hall #13 • G • 6-0 • 165 • Knoxville, Tenn. (Knoxville HS)**

Year	GP-GS	Min	Avg	FG-A	Pct	3FG-A	Pct	FT-A	Pct	Rebs	Avg	PF-FO	Ast	TO	Blk	Stl	Pts	Avg
1952-53	21--	--	--	54-193	.280	--	--	55-91	.604	97	4.6	--	--	--	--	--	163	7.8
1953-54	23--	--	--	43-154	.279	--	--	38-69	.551	96	4.2	58--	--	--	--	--	124	5.4
1954-55	22--	--	--	29-85	.341	--	--	20-34	.588	74	3.4	48--	--	--	--	--	78	3.5
Totals	66--	--	--	126-432	.292	--	--	113-194	.582	267	4.0	106--	--	--	--	--	365	5.5

**Kenny Hall #20 • F • 6-9 • 230 • Stone Mountain, Ga. (Redan HS)**

Year	GP-GS	Min	Avg	FG-A	Pct	3FG-A	Pct	FT-A	Pct	Rebs	Avg	PF-FO	Ast	TO	Blk	Stl	Pts	Avg
2009-10	35-3	435	12.4	52-90	.578	0-1	.000	23-42	.548	104	3.0	69-2	7	29	18	8	127	3.6
2010-11	25-1	176	7.0	19-36	.528	0-1	.000	12-21	.571	46	1.8	36-1	3	15	4	1	50	2.0
2011-12	25-16	506	20.2	61-113	.540	0-0	.000	32-49	.653	113	4.5	71-1	9	32	25	10	154	6.2
2012-13	31-21	600	19.4	66-122	.541	0-4	.000	45-61	.705	127	4.1	67-1	11	38	13	6	175	5.6
Totals	116-41	1717	14.8	198-361	.548	0-6	.000	110-173	.636	390	3.4	243-5	30	114	60	25	506	4.4

**Steve Hamer #21 • C • 7-0 • 245 • Grand Junction, Tenn. (Middleton HS)**

Year	GP-GS	Min	Avg	FG-A	Pct	3FG-A	Pct	FT-A	Pct	Rebs	Avg	PF-FO	Ast	TO	Blk	Stl	Pts	Avg
1992-93	26-19	553	21.3	74-136	.544	0-0	.000	33-52	.635	119	4.6	65-2	7	25	24	8	181	7.0
1993-94	24-19	620	25.8	119-206	.578	3-15	.200	93-116	.802	139	5.8	59-2	20	43	24	12	334	13.9
1994-95	25-24	773	30.9	138-261	.529	0-0	.000	98-153	.641	220	8.8	66-2	14	65	35	6	374	15.0
1995-96	29-29	956	33.0	187-325	.575	0-0	.000	155-252	.615	272	9.4	84-3	30	84	39	11	529	18.2
Totals	104-91	2902	27.9	518-928	.558	3-15	.200	379-573	.661	750	7.2	274-9	71	217	122	37	1418	13.6

**Hampton #47/#18**

Year	GP-GS	Min	Avg	FG-A	Pct	3FG-A	Pct	FT-A	Pct	Rebs	Avg	PF-FO	Ast	TO	Blk	Stl	Pts	Avg
1947-48	12--	--	--	3-16	.188	--	--	1-1	1.00	--	--	5--	--	--	--	--	7	0.6

**Bill Hann #14 • G • 6-3 • 185 • Cleveland, Ohio (Rhodes HS)**

Year	GP-GS	Min	Avg	FG-A	Pct	3FG-A	Pct	FT-A	Pct	Rebs	Avg	PF-FO	Ast	TO	Blk	Stl	Pts	Avg
1966-67	26--	--	--	26-83	.313	--	--	75-95	.789	45	1.7	42-0	--	--	--	--	127	4.9
1967-68	26--	--	--	77-199	.387	--	--	112-138	.812	63	2.4	49-0	--	--	--	--	266	10.2
1968-69	28--	--	--	55-128	.430	--	--	75-93	.806	68	2.4	55-0	173	--	--	--	185	6.6
Totals	80--	--	--	158-410	.385	--	--	262-326	.804	176	2.2	146-0	173	--	--	--	578	7.2

**Tyrone Harper #30 • F • 6-7 • 215 • Nashville, Tenn. (Glenciff HS)**

Year	GP-GS	Min	Avg	FG-A	Pct	3FG-A	Pct	FT-A	Pct	Rebs	Avg	PF-FO	Ast	TO	Blk	Stl	Pts	Avg
1982-83	10-0	91	9.1	11-27	.407	--	--	2-4	.500	26	2.6	4-0	2	3	1	3	24	2.4
1983-84	15-0	105	7.0	11-28	.393	--	--	3-8	.375	17	1.1	11-0	2	3	1	3	25	1.7
1984-85	2-0	4	2.0	0-0	.000	--	--	0-0	.000	1	0.5	1-0	0	1	0	0	0	0.0
1985-86	19-4	168	8.8	15-40	.375	--	--	13-17	.765	30	1.6	14-0	1	12	2	7	43	2.3
Totals	46-4	368	8.0	37-95	.389	--	--	18-29	.621	74	1.6	30-0	5	19	4	13	92	2.0

**Antonio Harris #22 • G • 6-3 • 195 • Memphis, Tenn. (Washington HS)**

Year	GP-GS	Min	Avg	FG-A	Pct	3FG-A	Pct	FT-A	Pct	Rebs	Avg	PF-FO	Ast	TO	Blk	Stl	Pts	Avg
1995-96	9-0	26	2.9	2-4	.500	--	--	0-0	.000	1	0.1	2-0	2	1	0	1	6	0.7
1996-97	12-0	57	4.8	1-11	.091	--	--	0-0	.000	7	0.6	2-0	4	3	0	1	2	0.2
Totals	21-0	83	4.0	3-15	.200	--	--	2-12	.167	8	0.4	4-0	6	4	0	2	8	0.4

**Tobias Harris #12 • F • 6-8 • 226 • Dix Hills, N.Y. (Half Hollow Hills HS West)**

Year	GP-GS	Min	Avg	FG-A	Pct	3FG-A	Pct	FT-A	Pct	Rebs	Avg	PF-FO	Ast	TO	Blk	Stl	Pts	Avg
2010-11	34-33	993	29.2	185-402	.460	23-76	.303											

# ALL-TIME PLAYER STATS

## Tony Harris

#14 • G • 6-0 • 165 • Memphis, Tenn. (East HS)

Year	GP-GS	Min	Avg	FG-A	Pct	3FG-A	Pct	FT-A	Pct	Rebs	Avg	PF-FO	Ast	TO	Blk	Stl	Pts	Avg
1997-98	27-26	842	31.2	123-336	.366	48-149	.322	90-125	.720	72	2.7	70-3	113	79	2	36	384	14.2
1998-99	30-29	965	32.2	113-303	.373	64-164	.390	81-102	.794	80	2.7	67-0	143	106	2	31	371	12.4
1999-00	33-33	997	30.2	149-365	.408	73-193	.378	110-148	.743	73	2.2	78-1	134	86	0	46	481	14.6
2000-01	31-31	885	28.5	97-271	.358	55-159	.346	103-133	.774	63	2.0	80-4	119	81	1	32	352	11.4
Totals	121-119	3689	30.5	482-1275	.378	240-665	.361	384-508	.756	288	2.4	295-8	509	352	5	145	1588	13.1

## Torrey Harris

#40 • F • 6-10 • 255 • Sardis, Miss. (Piney Woods HS)

Year	GP-GS	Min	Avg	FG-A	Pct	3FG-A	Pct	FT-A	Pct	Rebs	Avg	PF-FO	Ast	TO	Blk	Stl	Pts	Avg
1995-96	28-23	403	14.4	15-33	.394	0-0	.000	7-17	.412	63	2.3	66-1	4	25	5	10	33	1.2
1996-97	27-15	517	19.1	15-33	.455	0-0	.000	8-19	.421	77	2.9	67-3	6	33	11	6	38	1.4
1997-98	29-19	580	20.0	42-82	.512	0-0	.000	28-65	.451	140	4.8	97-5	15	33	25	13	112	3.9
1998-99	30-14	394	13.1	12-34	.353	0-0	.000	13-30	.433	71	2.4	69-2	6	18	11	7	37	1.2
Totals	114-71	1894	16.6	82-182	.451	0-0	.000	56-131	.427	351	3.1	299-11	31	109	52	36	220	1.9

## Bobby Hatcher

#24 • F • 6-6 • 205 • Nashville, Tenn. (Hillsboro HS)

Year	GP-GS	Min	Avg	FG-A	Pct	3FG-A	Pct	FT-A	Pct	Rebs	Avg	PF-FO	Ast	TO	Blk	Stl	Pts	Avg
1955-56	10--	--	--	16-51	.314	--	--	11-24	.458	44	4.4	9--	0	0	0	0	43	4.3

## Charles Hathaway

#55 • C • 6-10 • 265 • Nashville, Tenn. (Hillwood HS)

Year	GP-GS	Min	Avg	FG-A	Pct	3FG-A	Pct	FT-A	Pct	Rebs	Avg	PF-FO	Ast	TO	Blk	Stl	Pts	Avg
1996-97	27-19	643	23.8	63-156	.404	0-0	.000	70-125	.560	191	7.1	58-0	17	77	27	14	196	7.3
1997-98	5-4	105	21.0	13-28	.464	1-2	.500	15-29	.517	32	6.4	10-0	6	13	10	5	42	8.4
1998-99	30-11	502	16.7	44-101	.436	0-0	.000	60-91	.659	112	3.7	41-0	9	35	35	15	148	4.9
1999-00	33-0	376	11.4	19-49	.388	1-3	.333	30-53	.566	76	2.3	46-0	12	31	17	9	69	2.1
2000-01	31-27	615	19.8	61-94	.649	0-0	.000	35-58	.603	148	4.8	63-1	16	42	44	12	157	5.1
Totals	126-61	2241	17.8	200-428	.467	2-5	.400	210-356	.590	559	4.4	218-1	60	198	133	55	612	4.9

## Ron Hausley

#14 • G • 6-4 • 200 • Marion, N.C. (McDowell HS)

Year	GP-GS	Min	Avg	FG-A	Pct	3FG-A	Pct	FT-A	Pct	Rebs	Avg	PF-FO	Ast	TO	Blk	Stl	Pts	Avg
1984-85	13-0	47	3.6	8-15	.533	--	--	3-4	.750	6	0.5	6-0	2	5	0	2	19	1.5
1985-86	21-2	178	8.5	15-36	.417	--	--	2-3	.667	12	0.6	12-0	11	7	0	5	32	1.5
1986-87	25-4	294	11.8	24-50	.480	0-2	.000	13-14	.929	30	1.2	22-0	12	26	0	4	61	2.4
1987-88	21-4	247	11.8	29-69	.420	4-10	.400	4-10	.400	12	0.6	20-1	8	16	1	10	66	3.1
Totals	80-10	766	9.6	76-170	.447	4-12	.333	22-31	.710	60	0.8	60-1	33	54	1	21	178	2.2

## Greg Hawkins

#30 • F • 6-5 • 185 • Huntington, W.Va. (Huntingdon HS)

Year	GP-GS	Min	Avg	FG-A	Pct	3FG-A	Pct	FT-A	Pct	Rebs	Avg	PF-FO	Ast	TO	Blk	Stl	Pts	Avg
1970-71	25--	--	--	38-111	.342	--	--	33-44	.750	111	4.4	41-0	19	--	--	--	109	4.4

## Marshall Hawkins

#48 • F/C • 6-3 • 205 • Huntington, W.Va. (Huntingdon HS)

Year	GP-GS	Min	Avg	FG-A	Pct	3FG-A	Pct	FT-A	Pct	Rebs	Avg	PF-FO	Ast	TO	Blk	Stl	Pts	Avg
1947-48	25--	--	--	128-419	.305	--	--	58-79	.734	--	--	61--	--	--	--	--	314	12.6

## Doug Heinz

#20 • F • 6-4 • 175 • Belvidere, Ill. (Belvidere HS)

Year	GP-GS	Min	Avg	FG-A	Pct	3FG-A	Pct	FT-A	Pct	Rebs	Avg	PF-FO	Ast	TO	Blk	Stl	Pts	Avg
1955-56	4--	--	--	2-3	.667	--	--	0-1	.000	2	0.5	1-0	--	--	--	--	4	1.0

## Jemere Hendrix

#33 • F • 6-8 • 220 • Covington, Ga. (East Side HS/Clemson)

Year	GP-GS	Min	Avg	FG-A	Pct	3FG-A	Pct	FT-A	Pct	Rebs	Avg	PF-FO	Ast	TO	Blk	Stl	Pts	Avg
2003-04	29-14	678	23.4	74-141	.525	1-4	.250	49-68	.721	180	6.2	77-0	13	41	13	10	198	6.8
2004-05	28-3	370	13.2	29-58	.500	0-1	.000	16-27	.593	75	2.7	62-1	7	25	5	10	74	2.6
Totals	57-17	1048	18.4	103-199	.518	1-5	.200	65-95	.684	255	4.5	139-1	20	66	18	20	272	4.8

## Tom Hendrix

#20 • F • 6-5 • 212 • Elizabethtown, Ky. (Catholic HS)

Year	GP-GS	Min	Avg	FG-A	Pct	3FG-A	Pct	FT-A	Pct	Rebs	Avg	PF-FO	Ast	TO	Blk	Stl	Pts	Avg
1965-66	26--	--	--	80-190	.421	--	--	37-45	.822	95	3.7	57-0	--	--	--	--	197	7.6
1966-67	28--	--	--	130-310	.419	--	--	20-38	.526	100	3.6	71-3	--	--	--	--	280	10.0
1967-68	26--	--	--	123-304	.405	--	--	29-41	.707	103	4.0	63-0	--	--	--	--	275	10.6
Totals	80--	--	--	333-804	.414	--	--	86-124	.694	298	3.7	191-3	--	--	--	--	752	9.4

## Travis Henry

#25 • G • 6-2 • 165 • Knoxville, Tenn. (Karns HS)

Year	GP-GS	Min	Avg	FG-A	Pct	3FG-A	Pct	FT-A	Pct	Rebs	Avg	PF-FO	Ast	TO	Blk	Stl	Pts	Avg
1985-86	19-0	121	6.4	8-18	.444	--	--	2-3	.667	7	0.4	18-0	26	20	0	6	18	0.9
1986-87	20-5	245	12.3	12-30	.400	3-6	.500	10-11	.909	18	0.9	30-1	35	36	1	14	37	1.9
1987-88	28-4	371	13.3	18-50	.360	3-10	.300	23-28	.821	27	1.0	47-1	69	39	0	25	62	2.2
1988-89	30-26	648	21.6	57-141	.404	20-58	.345	38-62	.613	60	2.0	74-1	95	60	6	47	172	5.7
Totals	97-35	1385	14.3	95-239	.398	26-74	.351	73-104	.702	112	1.2	169-3	225	155	7	92	289	3.0

## Boomer Herndon

#0 • C • 6-10 • 245 • Nashville, Tenn. (Donelson Christian Academy)

Year	GP-GS	Min	Avg	FG-A	Pct	3FG-A	Pct	FT-A	Pct	Rebs	Avg	PF-FO	Ast	TO	Blk	Stl	Pts	Avg
2002-03	12-0	38	3.2	6-18	.333	0-0	.000	4-7	.571	21	1.8	7-0	1	2	2	1	16	1.3
2003-04	27-0	179	6.6	13-33	.394	0-0	.000	17-27	.630	48	1.8	26-0	6	13	15	4	43	1.6
Totals	39-0	217	5.6	19-51	.373	0-0	.000	21-34	.618	69	1.8	33-0	7	15	17	5	59	1.5

## Clay Hess

#54 • F • 6-5 • 212 • Dowagiac, Mich. (Dowagiac Union TMI)

Year	GP-GS	Min	Avg	FG-A	Pct	3FG-A	Pct	FT-A	Pct	Rebs	Avg	PF-FO	Ast	TO	Blk	Stl	Pts	Avg
1967-68	12--	--	--	5-10	.500	--	--	0-0	.000	5	0.4	5-0	--	--	--	--	10	0.8

## George Hickman

#11 • G • 6-0 • 170 • Knoxville, Tenn. (Farragut HS)

Year	GP-GS	Min	Avg	FG-A	Pct	3FG-A	Pct	FT-A	Pct	Rebs	Avg	PF-FO	Ast	TO	Blk	Stl	Pts	Avg
1990-91	7-0	7	1.0	1-1	1.00	1-2	.500	2-2	1.00	2	0.3	0-0	0	3	0	0	5	0.7

## Jon Higgins

#42 • G • 6-3 • 200 • Shaker Heights, Ohio (Shaker Heights HS)

Year	GP-GS	Min	Avg	FG-A	Pct	3FG-A	Pct	FT-A	Pct	Rebs	Avg	PF-FO	Ast	TO	Blk	Stl	Pts	Avg
1999-00	33-32	931	28.2	71-199	.357	53-148	.358	15-27	.556	102	3.1	59-1	71	39	2	34	210	6.4
2000-01																		

**Charlie Hipsher**

**#18 • F • 6-3 • 168 • Marietta, Ga.**

Year	GP-GS	Min	Avg	FG-A	Pct	3FG-A	Pct	FT-A	Pct	Rebs	Avg	PF-FO	Ast	TO	Blk	Stl	Pts	Avg
1950-51	14--	--	--	20-68	.294	--	--	5-12	.417	--	--	12--	--	--	--	--	45	3.2
1951-52	19--	--	--	46-142	.324	--	--	24-30	.800	--	--	44--	--	--	--	--	116	6.1
1952-53	18--	--	--	28-95	.295	--	--	11-15	.733	29	1.6	--	--	--	--	--	67	3.7
Totals	51--	--	--	94-305	.308	--	--	40-57	.702	29	--	56--	--	--	--	--	228	4.5

**Steve Hirschorn**

**#34 • G • 5-10 • 155 • Springfield, N.J. (Springfield HS)**

Year	GP-GS	Min	Avg	FG-A	Pct	3FG-A	Pct	FT-A	Pct	Rebs	Avg	PF-FO	Ast	TO	Blk	Stl	Pts	Avg
1968-69	5--	--	--	0-0	0.000	--	--	0-0	0.000	0	0.0	0-0	2	--	--	--	0	0.0
1969-70	6--	--	--	2-6	.333	--	--	2-4	.500	2	0.3	4-0	1	--	--	--	6	1.0
1971-72	23--	--	--	16-34	.471	--	--	55-74	.743	31	1.3	52-0	83	--	--	--	87	3.8
Totals	34--	--	--	18-40	.450	--	--	57-78	.731	33	1.0	56-0	86	--	--	--	93	2.7

**Bobby Hogsett**

**#22 • C • 6-8 • 216 • Bristol, Tenn. (Holston Valley HS)**

Year	GP-GS	Min	Avg	FG-A	Pct	3FG-A	Pct	FT-A	Pct	Rebs	Avg	PF-FO	Ast	TO	Blk	Stl	Pts	Avg
1962-63	24--	--	--	60-125	.480	--	--	36-61	.590	106	4.4	45-0	--	--	--	--	156	6.5
1963-64	22--	--	--	28-54	.519	--	--	30-49	.612	98	4.5	42-0	--	--	--	--	86	3.9
1965-66	11--	--	--	14-23	.609	--	--	8-15	.533	34	3.1	4-0	--	--	--	--	36	3.3
Totals	57--	--	--	102-202	.505	--	--	74-125	.592	238	4.2	91-0	--	--	--	--	278	4.9

**Thaydeus Holden**

**#10 • G • 6-0 • 180 • Silsbee, Texas (Silsbee HS/Lamar/Seward County CC)**

Year	GP-GS	Min	Avg	FG-A	Pct	3FG-A	Pct	FT-A	Pct	Rebs	Avg	PF-FO	Ast	TO	Blk	Stl	Pts	Avg
2001-02	31-17	734	23.7	62-171	.363	34-101	.337	46-63	.730	76	2.5	64-0	44	56	4	22	204	6.6
2002-03	29-16	728	25.1	75-190	.395	48-119	.403	48-58	.828	72	2.5	69-3	43	37	7	18	246	8.5
Totals	60-33	1462	24.4	137-361	.380	82-220	.373	94-121	.777	148	2.5	133-3	87	93	11	40	450	7.5

**Scotty Hopson**

**#32 • G • 6-7 • 200 • Hopkinsville, Ky. (University Heights HS)**

Year	GP-GS	Min	Avg	FG-A	Pct	3FG-A	Pct	FT-A	Pct	Rebs	Avg	PF-FO	Ast	TO	Blk	Stl	Pts	Avg
2008-09	34-30	796	23.4	113-264	.428	46-129	.357	40-64	.625	93	2.7	50-0	49	50	9	21	312	9.2
2009-10	37-36	1024	27.7	174-391	.445	52-156	.333	50-85	.588	124	3.4	55-1	44	78	7	36	540	12.2
2010-11	32-32	937	29.3	188-416	.452	53-141	.376	114-155	.735	107	3.3	63-4	61	89	5	26	453	17.0
Totals	103-98	2757	26.8	475-1071	.444	151-426	.354	204-304	.671	324	3.1	168-2	134	217	21	83	1305	12.7

**Allan Houston**

**#20 • G • 6-6 • 200 • Louisville, Ky. (Ballard HS)**

Year	GP-GS	Min	Avg	FG-A	Pct	3FG-A	Pct	FT-A	Pct	Rebs	Avg	PF-FO	Ast	TO	Blk	Stl	Pts	Avg
1989-90	30-30	1083	36.1	203-465	.437	83-192	.432	120-149	.805	88	2.9	70-1	127	101	11	36	609	20.3
1990-91	34-34	1212	35.6	265-550	.482	99-231	.429	177-205	.863	104	3.1	68-0	131	128	16	37	806	23.7
1991-92	34-34	1236	36.4	223-492	.453	82-196	.418	189-225	.840	180	5.3	69-1	110	94	15	32	717	21.1
1992-93	30-30	1075	35.8	211-454	.465	82-198	.414	165-188	.878	145	4.8	67-1	92	84	8	28	669	22.3
Totals	128-128	4606	36.0	902-1961	.460	346-817	.424	651-767	.849	517	4.0	274-3	460	407	50	133	2801	21.9

**John Houston**

**#32 • F • 6-3 • 170 • Knoxville, Tenn. (Fulton HS)**

Year	GP-GS	Min	Avg	FG-A	Pct	3FG-A	Pct	FT-A	Pct	Rebs	Avg	PF-FO	Ast	TO	Blk	Stl	Pts	Avg
1959-60	2--	--	--	0-4	0.000	--	--	0-0	0.000	1	0.5	1-0	--	--	--	--	0	0.0

**Jordan Howell**

**#15 • G • 6-3 • 188 • Auburn, Ala. (Bob Jones HS)**

Year	GP-GS	Min	Avg	FG-A	Pct	3FG-A	Pct	FT-A	Pct	Rebs	Avg	PF-FO	Ast	TO	Blk	Stl	Pts	Avg
2004-05	19-0	116	6.1	7-29	.241	7-28	.250	0-0	0.000	4	0.2	6-0	8	5	0	2	21	1.1
2005-06	30-0	233	7.8	20-50	.400	15-38	.395	3-4	.750	11	0.4	27-0	20	11	0	3	58	1.9
2006-07	27-6	495	18.3	33-94	.351	27-78	.346	13-19	.684	36	1.3	41-0	40	20	0	12	106	3.9
2007-08	35-17	623	17.8	45-138	.326	38-119	.319	23-35	.657	52	1.5	58-0	76	34	3	18	151	4.3
Totals	111-23	1467	13.2	105-311	.338	87-263	.331	39-58	.672	103	0.9	132-0	144	70	3	35	336	3.0

**Robert Hubbs III**

**#3 • G • 6-5 • 207 • Newbern, Tenn. (Dyer County HS)**

Year	GP-GS	Min	Avg	FG-A	Pct	3FG-A	Pct	FT-A	Pct	Rebs	Avg	PF-FO	Ast	TO	Blk	Stl	Pts	Avg
2013-14	12-0	219	18.3	23-75	.307	9-32	.281	5-8	.625	18	1.5	17-0	8	7	4	2	60	5.0
2014-15	32-20	795	24.8	88-215	.409	31-93	.333	24-33	.727	93	2.9	48-0	28	26	4	16	231	7.2
2015-16	30-16	801	26.7	128-283	.452	11-46	.239	51-69	.739	117	3.9	47-1	38	22	1	13	318	10.6
2016-17	32-32	1011	31.6	170-364	.467	4-26	.154	93-111	.838	147	4.6	56-0	53	47	7	23	437	13.7
Totals	106-68	2826	26.7	409-937	.437	55-197	.279	173-221	.783	375	3.5	168-1	127	102	16	54	1046	9.9

**Michael Hubert**

**#10 • G • 6-2 • 205 • Hendersonville, Tenn. (Hendersonville HS/UT Chattanooga)**

Year	GP-GS	Min	Avg	FG-A	Pct	3FG-A	Pct	FT-A	Pct	Rebs	Avg	PF-FO	Ast	TO	Blk	Stl	Pts	Avg
2008-09	6-0	7	1.2	1-4	.250	1-4	.250	0-0	0.000	3	0.5	0-0	1	3	0	0	3	0.5
2009-10	4-0	8	2.0	3-10	.300	3-10	.300	0-0	0.000	1	0.3	0-0	1	0	0	1	9	2.3
2010-11	4-0	6	1.7	0-2	0.000	0-2	0.000	1-2	.500	0	0.0	0-0	0	0	0	0	1	0.3
Totals	14-0	21	1.5	4-9	.444	4-9	.444	1-2	.500	4	0.3	0-0	2	3	0	1	13	0.9

**Jerald Hyatt**

**#22 • G • 6-3 • 190 • Knoxville, Tenn. (Austin-East HS)**

Year	GP-GS	Min	Avg	FG-A	Pct	3FG-A	Pct	FT-A	Pct	Rebs	Avg	PF-FO	Ast	TO	Blk	Stl	Pts	Avg
1981-82	23-0	209	9.1	17-36	.472	--	--	6-10	.600	12	0.5	12-0	12	8	0	19	40	1.7
1982-83	6-0	67	11.2	4-12	.333	--	--	4-7	.571	5	0.8	8-0	3	1	0	3	12	2.0
Totals	29-0	276	9.5	21-48	.438	--	--	10-17	.588	17	0.6	20-0	15	9	0	22	52	1.8

**Andy Ikeakor**

**#34 • F • 6-8 • 270 • Houston, Texas (Westbury Christian HS)**

Year	GP-GS	Min	Avg	FG-A	Pct	3FG-A	Pct	FT-A	Pct	Rebs	Avg	PF-FO	Ast	TO	Blk	Stl	Pts	Avg
2000-01	4-0	8	2.0	1-3	.333	--	--	1-4	.250	2	0.5	1-0	0	2	0	0	3	0.8
2001-02	5-0	17	3.4	1-1	1.000	--	--	1-1	1.000	5	1.0	5-0	2	1	0	0	3	0.6
2002-03	1-0	5	5.0	1-4	.250	--	--	0-0	0.000	4	4.0	1-0	1	1	0	0	2	2.0
Totals	10-0	30	3.0	3-8	.375	--	--	2-5	.400	11	1.1	7-0	3	4	0	0	8	0.8

# ALL-TIME PLAYER STATS

**Justin Jackson #12/#21 • G • 5-11 • 165 • Fredericksburg, Va. (Fredericksburg Academy)**

Year	GP-GS	Min	Avg	FG-A	Pct	3FG-A	Pct	FT-A	Pct	Rebs	Avg	PF-FO	Ast	TO	Blk	Stl	Pts	Avg	
2005-06	4-0	5	1.3	0-2	0.000	0-0	0.000	0-2	0.000	3	0.8	0-0	0	0	0	0	0	0	0.0
2006-07	1-0	2	2.0	0-0	0.000	0-0	0.000	0-0	0.000	0	0.0	1-0	0	0	0	0	0	0	0.0
2007-08	0-0	0	0.0	0-0	0.000	0-0	0.000	0-0	0.000	0	0.0	0-0	0	0	0	0	0	0	0.0
2008-09	1-0	1	1.0	0-0	0.000	0-0	0.000	0-0	0.000	0	0.0	0-0	0	0	0	0	0	0	0.0
Totals	6-0	8	1.3	0-2	0.000	0-0	0.000	0-2	0.000	3	0.5	1-0	0	0	0	0	0	0	0.0

**Mike Jackson #25 • G • 6-3 • 190 • Nashville, Tenn. (Stratford HS)**

Year	GP-GS	Min	Avg	FG-A	Pct	3FG-A	Pct	FT-A	Pct	Rebs	Avg	PF-FO	Ast	TO	Blk	Stl	Pts	Avg
1973-74	6-	--	--	6-18	.333	--	--	3-6	.500	7	1.2	7-0	0	--	--	--	15	2.5
1974-75	26-	--	--	139-273	.509	--	--	69-84	.821	98	3.8	76-2	42	--	--	--	347	13.3
1975-76	27-	--	--	174-360	.483	--	--	102-132	.775	126	4.7	92-6	62	--	--	--	450	16.7
1976-77	28-	--	--	179-383	.467	--	--	73-86	.849	90	3.2	96-8	81	--	--	--	431	15.4
Totals	87-	--	--	498-1034	.482	--	--	247-308	.802	321	3.7	271-16	185	--	--	--	1243	14.3

**John Jacobs #54 • C • 6-6 • 194 • Columbus, Ohio (University HS)**

Year	GP-GS	Min	Avg	FG-A	Pct	3FG-A	Pct	FT-A	Pct	Rebs	Avg	PF-FO	Ast	TO	Blk	Stl	Pts	Avg
1964-65	11-	--	--	2-11	.182	--	--	0-2	.000	14	1.3	10-0	--	--	--	--	4	0.4
1965-66	5-	--	--	3-3	.000	--	--	1-5	.200	3	0.6	2-0	--	--	--	--	1	0.2
Totals	16-	--	--	2-14	.143	--	--	1-7	.143	17	1.1	12-0	--	--	--	--	5	0.3

**Brock Jancek #34 • F • 6-8 • 212 • Knoxville, Tenn. (Knoxville Catholic HS)**

Year	GP-GS	Min	Avg	FG-A	Pct	3FG-A	Pct	FT-A	Pct	Rebs	Avg	PF-FO	Ast	TO	Blk	Stl	Pts	Avg
2018-19	6-0	9	1.5	0-3	0.000	0-0	0.000	0-0	0.000	2	0.3	0-0	0	0	1	0	0	0.0

**Bill Jarvis #24 • C • 6-8 • 210 • Greensboro, N.C. (Greensboro HS)**

Year	GP-GS	Min	Avg	FG-A	Pct	3FG-A	Pct	FT-A	Pct	Rebs	Avg	PF-FO	Ast	TO	Blk	Stl	Pts	Avg
1951-52	18-	--	--	13-43	.302	--	--	6-16	.375	--	--	31-	--	--	--	--	32	1.8
1952-53	13-	--	--	14-40	.350	--	--	18-33	.545	33	2.5	--	--	--	--	--	46	3.5
1953-54	11-	--	--	8-26	.308	--	--	9-22	.409	32	2.9	11-	--	--	--	--	25	2.3
1954-55	15-	--	--	31-65	.477	--	--	8-16	.500	25	1.7	6-	--	--	--	--	70	4.7
Totals	57-	--	--	66-174	.379	--	--	41-87	.471	90	--	48-	--	--	--	--	173	3.0

**Fred Jenkins #35 • G • 6-4 • 190 • Columbia, Tenn. (Central HS)**

Year	GP-GS	Min	Avg	FG-A	Pct	3FG-A	Pct	FT-A	Pct	Rebs	Avg	PF-FO	Ast	TO	Blk	Stl	Pts	Avg		
1983-84	35-28	1012	28.9	137-279	.491	--	--	79-110	.718	113	3.2	67-3	94	92	9	49	353	10.1		
1984-85	35-23	1046	29.9	128-267	.479	--	--	99-130	.762	138	3.9	64-1	99	86	2	52	355	10.1		
1985-86	16-15	481	30.1	69-139	.496	--	--	29-38	.763	52	3.3	27-1	62	42	3	35	167	10.4		
1986-87	24-20	762	31.8	101-192	.526	--	--	13-39	.333	49-62	7.90	74	3.1	43-0	133	7.1	51	26.4		
Totals	110-86	3301	30.0	435-877	.496	--	--	13-39	.333	256-340	7.53	377	3.4	201-5	388	291	19	177	1139	10.4

**Mike Johnson #43 • C • 6-9 • 210 • Alliance, Ohio (Alliance HS)**

Year	GP-GS	Min	Avg	FG-A	Pct	3FG-A	Pct	FT-A	Pct	Rebs	Avg	PF-FO	Ast	TO	Blk	Stl	Pts	Avg
1982-83	6-0	7	1.2	0-2	0.000	--	--	2-2	1.00	0	0.0	1-0	0	0	0	0	2	0.3
1983-84	4-0	6	1.5	0-1	0.000	--	--	0-1	0.000	2	0.5	1-0	0	0	1	0	1	0.0
1984-85	11-2	59	5.4	9-16	.563	--	--	3-7	.429	11	1.0	5-0	1	1	0	0	21	1.9
1985-86	9-1	22	2.4	1-7	.143	--	--	2-4	.500	2	0.2	0-0	0	2	0	0	4	0.4
Totals	30-3	94	3.1	10-26	.385	--	--	7-14	.500	15	0.5	7-0	1	3	0	1	27	0.9

**Alonzo Johnson #34 • C • 7-0 • 230 • Marion, Ala. (Francis Marion HS)**

Year	GP-GS	Min	Avg	FG-A	Pct	3FG-A	Pct	FT-A	Pct	Rebs	Avg	PF-FO	Ast	TO	Blk	Stl	Pts	Avg
1991-92	31-0	182	5.9	19-39	.487	0-0	0.000	11-22	.500	40	1.3	48-1	3	9	15	1	49	1.6
1992-93	6-0	28	4.7	2-6	.333	0-0	0.000	2-7	.286	13	2.2	4-0	0	1	2	2	6	1.0
Totals	37-0	210	5.7	21-45	.467	0-0	0.000	13-29	.448	53	1.4	52-1	3	10	17	3	55	1.5

**Chuck Johnson #24 • G • 6-0 • 170 • Knoxville, Tenn. (Farragut HS)**

Year	GP-GS	Min	Avg	FG-A	Pct	3FG-A	Pct	FT-A	Pct	Rebs	Avg	PF-FO	Ast	TO	Blk	Stl	Pts	Avg
1983-84	6-0	5	0.8	1-3	.333	--	--	4-4	1.00	1	0.2	0-0	1	0	0	0	6	1.0

**Damon Johnson #4 • F • 6-4 • 200 • Johnson City, Tenn. (Science Hill HS/Hiwassee College)**

Year	GP-GS	Min	Avg	FG-A	Pct	3FG-A	Pct	FT-A	Pct	Rebs	Avg	PF-FO	Ast	TO	Blk	Stl	Pts	Avg
1994-95	27-27	898	33.3	99-255	.388	3-13	.231	64-87	.736	157	5.8	89-5	128	93	4	35	265	9.8
1995-96	28-26	935	33.4	97-236	.411	0-4	0.000	65-96	.677	201	7.2	82-3	71	89	9	35	259	9.3
Totals	55-53	1833	33.3	196-491	.399	3-17	.176	129-183	.705	358	6.5	171-8	199	182	13	70	524	9.5

**Don Johnson #52 • F • 6-5 • 210 • Benson, Ill. (Roanoke-Benson HS)**

Year	GP-GS	Min	Avg	FG-A	Pct	3FG-A	Pct	FT-A	Pct	Rebs	Avg	PF-FO	Ast	TO	Blk	Stl	Pts	Avg
1968-69	28-	--	--	133-295	.451	--	--	56-79	.709	227	8.1	63-0	14	--	--	--	322	11.5
1969-70	25-	--	--	145-346	.419	--	--	59-82	.720	231	9.2	72-2	10	--	--	--	349	14.0
1970-71	28-	--	--	192-398	.482	--	--	141-187	.754	291	10.4	80-3	16	--	--	--	525	18.8
Totals	81-	--	--	470-1039	.452	--	--	256-348	.736	749	9.2	215-5	40	--	--	--	1196	14.8

**Jalen Johnson #13 • G • 6-6 • 187 • Durham, N.C. (Wesleyan Christian Academy)**

Year	GP-GS	Min	Avg	FG-A	Pct	3FG-A	Pct	FT-A	Pct	Rebs	Avg	PF-FO	Ast	TO	Blk	Stl	Pts	Avg
2017-18	13-0	66	5.1	6-11	.545	3-6	.500	1-2	.500	10	0.8	0-0	5	2	2	2	16	1.2
2018-19	26-10	150	5.8	14-29	.483	9-20	.450	2-3	.667	19	0.7	17-0	8	6	1	2	39	1.5
Totals	39-0	216	5.5	20-40	.500	12-26	.462	3-5	.600	29	0.7	17-0	13	8	3	4	55	1.4

**Marques Johnson #3 • G • 6-5 • 205 • Fort Wayne, Ind. (Snider HS)**

Year	GP-GS	Min	Avg	FG-A	Pct	3FG-A	Pct	FT-A	Pct	Rebs	Avg	PF-FO	Ast	TO	Blk	Stl	Pts	Avg
2006-07	4-0	45	11.3	2-8	.250	1-3	.333	3-5	.600	2	0.5	8-0	5	6	0	1	8	2.0

**Reggie Johnson #32 • F • 6-9 • 210 • Ellenwood, Ga. (Cedar Grove HS)**

Year	GP-GS	Min	Avg	FG-A	Pct	3FG-A	Pct	FT-A	Pct	Rebs	Avg	PF-FO	Ast	TO	Blk	Stl	Pts	Avg
1976-77	28-	--	--	131-203	.645	--	--	46-61	.754	227	8.1	105-6	17	--	--	--	308	11.0
1977-78	27-	--	--	229-409	.560	--	--	115-166	.693	258	9.6	97-6	36	80	49	12	573	21.2
1978-79	33-	1054	31.9	286-487	.587	--	--	126-170	.741	255	7.7	124-5	28	75	41	25	698	21.2
1979-80	27-27	850	31.5	218-390	.559	--	--	88-116	.759	180	6.7	85-5	29	58	29	23	524	19.4
Totals	115-27	1904	--	864-1489	.580	--	--	375-513	.731	920	8.0	411-22	110	213	119	60	2103	18.3



**Rip Johnson #23 • G • 6-0 • 165 • Nashville, Tenn. (Glenclyff HS/Motlow State CC)**

Year	GP-GS	Min	Avg	FG-A	Pct	3FG-A	Pct	FT-A	Pct	Rebs	Avg	PF-FO	Ast	TO	Blk	Stl	Pts	Avg
1979-80	1-0	1	1.0	1	1.000	0	0.000	1	1.0	0	0.0	0	2	0	0	2	2.0	
1980-81	6-0	9	1.5	1-3	.333	--	--	2-4	.500	1	0.2	2-0	0	1	1	1	4	0.7
Totals	7-0	10	1.4	2-4	.500	--	--	2-5	.400	2	0.3	2-0	0	3	1	1	6	0.9

**Dick Johnston #10 • G • 5-8 • 155 • Altoona, Pa. (Altoona HS)**

Year	GP-GS	Min	Avg	FG-A	Pct	3FG-A	Pct	FT-A	Pct	Rebs	Avg	PF-FO	Ast	TO	Blk	Stl	Pts	Avg
1968-69	13--	--	--	4-7	.571	--	--	8-9	.889	4	0.3	4-0	4	--	--	--	16	1.2
1969-70	22--	--	--	17-60	.283	--	--	52-68	.765	30	1.4	39-13	33	--	--	--	86	3.9
1970-71	27--	--	--	15-40	.375	--	--	66-79	.835	16	0.6	50-2	65	--	--	--	96	3.6
Totals	62--	--	--	36-107	.336	--	--	126-156	.808	50	0.8	93-3	102	--	--	--	198	3.2

**DaShay Jones #23 • G • 6-2 • 190 • Sandusky, Ohio (Sandusky HS/Vincennes JC)**

Year	GP-GS	Min	Avg	FG-A	Pct	3FG-A	Pct	FT-A	Pct	Rebs	Avg	PF-FO	Ast	TO	Blk	Stl	Pts	Avg
1996-97	19-14	465	24.5	36-99	.364	1-13	.077	39-49	.796	50	2.6	37-0	48	43	0	6	112	5.9
1997-98	7-2	135	19.3	22-42	.524	3-11	.273	7-12	.583	22	3.1	8-0	13	10	0	8	54	7.7
Totals	26-16	600	23.1	58-141	.411	4-24	.167	46-61	.754	72	2.8	45-0	61	53	0	14	166	6.4

**Hugh Jones #12 • G • 5-11 • 165 • Knoxville, Tenn.**

Year	GP-GS	Min	Avg	FG-A	Pct	3FG-A	Pct	FT-A	Pct	Rebs	Avg	PF-FO	Ast	TO	Blk	Stl	Pts	Avg
1947-48	23--	--	--	78-254	.307	--	--	41-61	.672	--	--	62--	--	--	--	--	197	8.6
1948-49	25--	--	--	124-367	.338	--	--	47-71	.662	--	--	85--	--	--	--	--	295	11.8
Totals	48--	--	--	202-621	.325	--	--	88-132	.667	--	--	147--	--	--	--	--	492	10.3

**Rob Jones #34 • C • 6-7 • 210 • Knoxville, Tenn. (Austin-East HS)**

Year	GP-GS	Min	Avg	FG-A	Pct	3FG-A	Pct	FT-A	Pct	Rebs	Avg	PF-FO	Ast	TO	Blk	Stl	Pts	Avg
1982-83	30-0	284	9.5	16-42	.381	--	--	7-17	.412	65	2.2	32-0	4	18	11	39	1.3	
1983-84	35-30	983	28.1	108-194	.557	--	--	58-92	.630	206	5.9	93-3	14	41	29	29	274	7.8
1984-85	37-37	1348	36.4	181-301	.601	--	--	95-160	.594	317	8.6	112-4	20	57	47	40	457	12.4
1985-86	28-28	987	35.2	127-219	.580	--	--	46-88	.523	216	7.7	58-1	14	38	25	35	300	10.7
Totals	130-95	3602	27.7	432-756	.571	--	--	206-357	.577	804	6.2	295-8	52	154	112	115	1070	8.2

**Michael Joyce #12 • G • 6-0 • 165 • Memphis, Tenn. (East HS)**

Year	GP-GS	Min	Avg	FG-A	Pct	3FG-A	Pct	FT-A	Pct	Rebs	Avg	PF-FO	Ast	TO	Blk	Stl	Pts	Avg	
1977-78	2--	--	--	0-2	.000	--	--	1-2	.500	0	0.0	0-0	0	0	0	0	0	1	0.5
1978-79	1--	1	1.0	0-0	.000	--	--	0-0	.000	0	0.0	0-0	0	0	0	0	0	0	0.0
Totals	3--	1	--	0-2	.000	--	--	1-2	.500	0	0.0	0-0	0	0	0	0	0	1	0.3

**Tim Joyce #44 • F • 6-5 • 198 • Youngstown, Ohio (Ursuline HS)**

Year	GP-GS	Min	Avg	FG-A	Pct	3FG-A	Pct	FT-A	Pct	Rebs	Avg	PF-FO	Ast	TO	Blk	Stl	Pts	Avg
1974-75	18--	--	--	22-56	.393	--	--	4-8	.500	33	1.8	23-1	6	--	--	--	48	2.7

**Bill Justus #42 • G • 6-1 • 175 • Knoxville, Tenn. (Fulton HS)**

Year	GP-GS	Min	Avg	FG-A	Pct	3FG-A	Pct	FT-A	Pct	Rebs	Avg	PF-FO	Ast	TO	Blk	Stl	Pts	Avg
1966-67	28--	--	--	113-242	.467	--	--	88-109	.807	129	4.6	49-0	--	--	--	--	314	11.2
1967-68	26--	--	--	175-384	.456	--	--	117-142	.824	129	5.0	49-0	--	--	--	--	467	18.0
1968-69	28--	--	--	161-389	.414	--	--	133-147	.905	160	5.7	59-1	49	--	--	--	455	16.3
Totals	82--	--	--	449-1015	.442	--	--	338-398	.849	418	5.1	157-1	49	--	--	--	1236	15.1

**Ray Kasongo #2 • F • 6-8 • 245 • Toronto, Ontario (College of Southern Idaho)**

Year	GP-GS	Min	Avg	FG-A	Pct	3FG-A	Pct	FT-A	Pct	Rebs	Avg	PF-FO	Ast	TO	Blk	Stl	Pts	Avg
2015-16	22-0	120	5.5	12-23	.522	0-0	.000	7-11	.636	32	1.5	26-0	1	6	7	1	31	1.4

**Rick Keebler #12 • G • 6-3 • 198 • Pittsburgh, Pa. (So. Hills Catholic HS)**

Year	GP-GS	Min	Avg	FG-A	Pct	3FG-A	Pct	FT-A	Pct	Rebs	Avg	PF-FO	Ast	TO	Blk	Stl	Pts	Avg
1963-64	13--	--	--	5-12	.417	--	--	5-10	.500	16	1.2	7-0	--	--	--	--	15	1.2
1965-66	21--	--	--	13-37	.351	--	--	12-16	.750	17	0.8	24-0	--	--	--	--	38	1.8
Totals	34--	--	--	18-49	.367	--	--	17-26	.654	33	1.0	31-0	--	--	--	--	53	1.6

**Bert Keenan #16 • F • 6-1 • 175 • Fort Wayne, Ind.**

Year	GP-GS	Min	Avg	FG-A	Pct	3FG-A	Pct	FT-A	Pct	Rebs	Avg	PF-FO	Ast	TO	Blk	Stl	Pts	Avg
1948-49	23--	--	--	45-159	.283	--	--	32-53	.604	--	--	67--	--	--	--	--	122	5.3
1950-51	22--	--	--	74-228	.325	--	--	55-80	.688	--	--	52--	--	--	--	--	203	9.2
Totals	45--	--	--	119-387	.307	--	--	87-133	.654	--	--	119--	--	--	--	--	325	7.2

**Earl Keister #18 • F • 6-0 • 165 • Greensboro, N.C.**

Year	GP-GS	Min	Avg	FG-A	Pct	3FG-A	Pct	FT-A	Pct	Rebs	Avg	PF-FO	Ast	TO	Blk	Stl	Pts	Avg
1948-49	6--	--	--	3-10	.300	--	--	2-4	.500	--	--	2--	--	--	--	--	8	1.3

**Dick Kellar #25 • F • 6-4 • 180 • Kokomo, Ind. (Kokomo HS)**

Year	GP-GS	Min	Avg	FG-A	Pct	3FG-A	Pct	FT-A	Pct	Rebs	Avg	PF-FO	Ast	TO	Blk	Stl	Pts	Avg
1954-55	22--	--	--	47-126	.373	--	--	36-67	.537	141	6.4	40--	--	--	--	--	130	5.9
1956-57	22--	--	--	87-196	.444	--	--	92-129	.713	209	9.5	58--	--	--	--	--	266	12.1
Totals	44--	--	--	134-322	.416	--	--	128-196	.653	350	8.0	98--	--	--	--	--	396	9.0

**Ray Kempf #24 • C • 6-5 • 215 • Levittown, Pa. (Pennsbury HS)**

Year	GP-GS	Min	Avg	FG-A	Pct	3FG-A	Pct	FT-A	Pct	Rebs	Avg	PF-FO	Ast	TO	Blk	Stl	Pts	Avg
1961-62	10--	--	--	10-20	.500	--	--	22-38	.579	29	2.9	20-2	--	--	--	--	42	4.2

**Zach Kent #33 • F • 6-11 • 225 • Magnolia, Del. (Blair Academy [N.J.])**

Year	GP-GS	Min	Avg	FG-A	Pct	3FG-A	Pct	FT-A	Pct	Rebs	Avg	PF-FO	Ast	TO	Blk	Stl	Pts	Avg
2017-18	2-0	13	6.5	2-6	.333	0-1	.000	0-0	.000	3	1.5	1-0	0	0	0	0	4	2.0

**Chris Kesler #12 • G • 5-10 • 170 • Augusta, Ga. (Richmond Academy)**

Year	GP-GS	Min	Avg	FG-A	Pct	3FG-A	Pct	FT-A	Pct	Rebs	Avg	PF-FO	Ast	TO	Blk	Stl	Pts	Avg
1987-88	3-0	6	2.0	1-3	.333	0-0	.000	0-2	.000	3	1.0	2-0	1	0	0	1	2	0.7

**Ryan Kilmartin #21 • G • 6-5 • 210 • Charlotte, N.C. (Appalachian State University)**

Year	GP-GS	Min	Avg	FG-A	Pct	3FG-A	Pct	FT-A	Pct	Rebs	Avg	PF-FO	Ast	TO	Blk	Stl	Pts	Avg
2011-12	3-0	3	1.0	1-11	.000	0-0	.000	0-0	.000	1	0.3	1-0	0	0	0	0	3	1.0

# ALL-TIME PLAYER STATS

## Rudy Kinard

#32 • G • 5-11 • 165 • Atlanta, Ga. (Druid Hills HS)

Year	GP-GS	Min	Avg	FG-A	Pct	3FG-A	Pct	FT-A	Pct	Rebs	Avg	PF-FO	Ast	TO	Bk	Stl	Pts	Avg
1968-69	24--	--	--	45-102	.441	--	--	18-19	.947	33	1.4	25-0	8	--	--	--	108	4.5
1969-70	18--	--	--	67-178	.376	--	--	12-19	.632	36	2.0	27-0	25	--	--	--	146	8.1
Totals	42--	--	--	112-280	.400	--	--	30-38	.789	69	1.6	52-0	33	--	--	--	254	6.0

## Bernard King

#53 • F • 6-7 • 205 • Brooklyn, N.Y. (Fort Hamilton HS)

Year	GP-GS	Min	Avg	FG-A	Pct	3FG-A	Pct	FT-A	Pct	Rebs	Avg	PF-FO	Ast	TO	Bk	Stl	Pts	Avg
1974-75	25--	--	--	273-439	.622	--	--	115-147	.782	308	12.3	97-7	39	--	--	--	661	26.4
1975-76	25--	--	--	260-454	.573	--	--	109-163	.669	325	13.0	87-4	40	--	--	--	629	25.2
1976-77	26--	--	--	278-481	.578	--	--	116-163	.712	371	14.3	95-3	82	--	--	--	672	25.8
Totals	76--	--	--	811-1374	.590	--	--	340-473	.719	1004	13.2	279-14	161	--	--	--	1962	25.8

## Hank Kinzel

#23 • C • 6-6 • 215 • Roanoke, Va.

Year	GP-GS	Min	Avg	FG-A	Pct	3FG-A	Pct	FT-A	Pct	Rebs	Avg	PF-FO	Ast	TO	Bk	Stl	Pts	Avg
1947-48	24--	--	--	20-68	.294	--	--	13-25	.520	--	--	41--	--	--	--	--	53	2.2
1948-49	22--	--	--	21-68	.309	--	--	19-26	.731	--	--	61--	--	--	--	--	61	2.8
1950-51	20--	--	--	21-60	.350	--	--	14-26	.538	--	--	46--	--	--	--	--	56	2.8
Totals	66--	--	--	62-196	.316	--	--	46-77	.597	--	--	148--	--	--	--	--	170	2.6

## Chris Klaehn

#24 • G • 5-10 • 180 • Knoxville, Tenn. (Gibbs HS)

Year	GP-GS	Min	Avg	FG-A	Pct	3FG-A	Pct	FT-A	Pct	Rebs	Avg	PF-FO	Ast	TO	Bk	Stl	Pts	Avg
1990-91	9-0	11	1.2	0-0	0.000	0-0	0.000	1-2	500	1	0.1	1-0	3	2	0	2	1	0.1
1991-92	9-0	10	1.1	0-0	0.000	0-0	0.000	2-2	1.00	1	0.1	1-0	1	1	0	0	2	0.2
1992-93	5-0	28	5.6	0-4	0.000	0-3	0.000	2-2	1.00	1	0.2	0-0	0	1	2	2	0.4	
Totals	23-0	49	2.1	0-6	0.000	0-3	0.000	5-6	.833	3	0.2	2-0	4	4	2	4	5	0.2

## Len Kosmalki

#55 • C • 7-0 • 245 • Maple Heights, Ohio (Maple Heights HS)

Year	GP-GS	Min	Avg	FG-A	Pct	3FG-A	Pct	FT-A	Pct	Rebs	Avg	PF-FO	Ast	TO	Bk	Stl	Pts	Avg
1971-72	25--	--	--	191-365	.523	--	--	106-140	.757	210	8.4	74-3	10	--	--	--	488	19.5
1972-73	17--	--	--	119-238	.500	--	--	51-70	.729	110	6.5	32-0	8	--	--	--	289	17.0
1973-74	26--	--	--	176-324	.543	--	--	73-109	.670	254	9.8	76-3	14	--	--	--	425	16.3
Totals	68--	--	--	486-927	.524	--	--	230-319	.721	574	8.4	182-6	32	--	--	--	1202	17.7

## Carl Langschmidt

#14 • F • 6-3 • 178 • Memphis, Tenn.

Year	GP-GS	Min	Avg	FG-A	Pct	3FG-A	Pct	FT-A	Pct	Rebs	Avg	PF-FO	Ast	TO	Bk	Stl	Pts	Avg
1951-52	5--	--	--	1-3	.333	--	--	1-3	.333	--	--	5--	--	--	--	--	3	0.6
1952-53	8--	--	--	2-9	.222	--	--	4-9	.444	13	1.6	--	--	--	--	--	8	1.0
Totals	13--	--	--	3-12	.250	--	--	5-12	.417	13	1.6	5--	--	--	--	--	11	0.8

## Rashard Lee

#3 • F • 6-6 • 205 • Durham, N.C. (Hillside HS)

Year	GP-GS	Min	Avg	FG-A	Pct	3FG-A	Pct	FT-A	Pct	Rebs	Avg	PF-FO	Ast	TO	Bk	Stl	Pts	Avg
1995-96	28-0	29.7	10.6	23-69	.333	10-32	.313	13-24	.542	62	2.2	46-3	24	24	10	5	69	2.5
1996-97	26-10	43.3	16.7	46-108	.426	0-0	0.000	11-20	.550	99	3.8	51-0	30	37	14	14	103	4.0
1997-98	29-19	66.0	22.8	114-277	.412	33-79	.418	38-67	.567	154	5.3	58-1	45	42	5	26	299	10.3
1998-99	30-2	48.2	16.1	72-175	.411	25-81	.309	42-62	.677	103	3.4	43-0	22	42	12	26	211	7.0
Totals	115-31	187.2	16.6	255-629	.405	68-194	.351	104-173	.601	418	3.7	198-4	121	145	41	71	682	6.0

## Elvin Little

#23 • G • 6-0 • 188 • Princeton, W.Va.

Year	GP-GS	Min	Avg	FG-A	Pct	3FG-A	Pct	FT-A	Pct	Rebs	Avg	PF-FO	Ast	TO	Bk	Stl	Pts	Avg
1950-51	17--	--	--	10-57	.175	--	--	14-19	.737	--	--	19--	--	--	--	--	34	2.0
1951-52	15--	--	--	12-54	.222	--	--	11-14	.786	--	--	19--	--	--	--	--	35	2.3
1952-53	19--	--	--	39-112	.348	--	--	25-33	.758	49	2.6	--	--	--	--	--	103	5.4
Totals	51--	--	--	61-223	.274	--	--	50-66	.758	49	1.6	38--	--	--	--	--	172	3.4

## Ed Littleton

#12 • G • 6-2 • 160 • Paris, Tenn. (Henry County HS)

Year	GP-GS	Min	Avg	FG-A	Pct	3FG-A	Pct	FT-A	Pct	Rebs	Avg	PF-FO	Ast	TO	Bk	Stl	Pts	Avg
1980-81	29-27	33.0	11.4	41-84	.488	--	--	7-10	.700	22	0.8	50-1	48	36	6	15	89	3.1
1981-82	5-4	11.2	2.4	12-24	.500	--	--	2-3	.667	8	1.6	6-0	13	4	1	7	26	5.2
1982-83	12-0	19.8	16.5	15-36	.417	--	--	5-6	.833	14	1.2	12-0	17	14	0	9	35	2.9
Totals	46-31	64.0	13.9	68-144	.472	--	--	14-19	.737	44	1.0	68-1	78	54	7	31	150	3.3

## Ian Lockhart

#51 • C • 6-8 • 250 • Nassau, Bahamas (Nassau Christian Academy)

Year	GP-GS	Min	Avg	FG-A	Pct	3FG-A	Pct	FT-A	Pct	Rebs	Avg	PF-FO	Ast	TO	Bk	Stl	Pts	Avg
1986-87	21-0	17.0	8.1	13-28	.464	0-0	0.000	10-20	.500	50	2.4	26-0	1	7	1	5	36	1.7
1987-88	29-0	41.4	14.3	77-136	.566	0-0	0.000	42-67	.627	121	4.2	64-1	5	19	11	14	196	6.8
1988-89	30-5	59.6	19.9	102-207	.493	0-0	0.000	41-63	.651	164	5.5	79-2	14	51	7	38	245	8.2
1989-90	30-29	93.1	31.0	151-287	.526	0-0	0.000	91-141	.645	327	10.9	106-2	37	65	20	64	393	13.1
Totals	110-34	211.1	19.2	343-658	.521	0-0	0.000	184-291	.632	662	6.0	275-5	57	142	39	121	870	7.9

## Chris Lofton

#5 • G • 6-2 • 197 • Maysville, Ky. (Mason County HS)

Year	GP-GS	Min	Avg	FG-A	Pct	3FG-A	Pct	FT-A	Pct	Rebs	Avg	PF-FO	Ast	TO	Bk	Stl	Pts	Avg
2004-05	31-31	91.4	29.5	141-293	.481	93-200	.465	35-41	.854	111	3.6	36-0	46	32	2	40	410	13.2
2005-06	30-30	95.7	31.9	174-373	.466	114-261	.437	55-60	.917	106	3.5	55-0	56	36	3	60	517	17.2
2006-07	31-31	91.7	29.6	205-428	.479	106-253	.419	129-159	.811	95	3.1	49-1	54	51	4	45	645	20.8
2007-08	36-36	107.1	29.8	170-426	.399	118-307	.384	101-120	.842	115	3.2	56-0	64	49	3	48	559	15.5
Totals	128-128	385.9	30.1	690-1520	.454	431-1021	.422	320-380	.842	427	3.3	196-1	220	168	12	193	2131	16.6

## Brandon Lopez

#24 • G • 6-1 • 180 • Knoxville, Tenn. (Austin-East HS)

Year	GP-GS	Min	Avg	FG-A	Pct	3FG-A	Pct	FT-A	Pct	Rebs	Avg	PF-FO	Ast	TO	Bk	Stl	Pts	Avg
2011-12	7-0	10	1.4	0-0	0.000	0-0	0.000	0-0	0.000	1	0.1	0-0	0	0	0	0	0	0.0
2012-13	17-0	98	5.8	2-10	.200	0-0	0.000	1-3	.333	11	0.6	9-0	8	9	0	3	5	0.3
2013-14	7-0	13	1.9	0-0	0.000	0-0	0.000	0-0	0.000	1	0.1	0-0	0	1	0	0	0	0.0
Totals	31-0	121	3.9	2-10	.200	0-0	0.000	1-3	.333	13	0.4	9-0	8	10	0	3	5	0.2

## Anthony Love

#34 • F • 6-6 • 195 • Memphis, Tenn. (Northside HS)

Year	GP-GS	Min	Avg
------	-------	-----	-----

# ALL-TIME PLAYER STATS

OUTLOOK

PLAYERS

STAFF

REVIEW

RESULTS

RECORDS

HONORS

POSTSEASON

VOLMANAC

MEDIA INFO



## Bill Lovelace #12 • G • 6-1 • 177 • Knoxville, Tenn. (Central HS)

Year	GP-GS	Min	Avg	FG-A	Pct	3FG-A	Pct	FT-A	Pct	Rebs	Avg	PF-FO	Ast	TO	Blk	Stl	Pts	Avg	
1952-53	21--	--	--	46-116	.397	--	--	38-52	.731	66	3.1	--	--	--	--	--	--	130	6.2
1953-54	22--	--	--	60-181	.331	--	--	35-57	.614	76	3.5	76--	--	--	--	--	--	155	7.0
1954-55	22--	--	--	64-175	.366	--	--	24-48	.500	74	3.4	62--	--	--	--	--	--	152	6.9
Totals	65--	--	--	170-472	.360	--	--	97-157	.618	216	3.3	138--	--	--	--	--	--	437	6.7

## Bob Lowrie #44 • G • 6-0 • 165 • Cleveland Heights, Ohio (Cathedral HS)

Year	GP-GS	Min	Avg	FG-A	Pct	3FG-A	Pct	FT-A	Pct	Rebs	Avg	PF-FO	Ast	TO	Blk	Stl	Pts	Avg	
1977-78	8--	--	--	8-27	.296	--	--	6-9	.667	12	1.5	7-0	--	1	15	0	6	22	2.8

## Butch Lowery #14 • G • 5-10 • 158 • Knoxville, Tenn. (West HS)

Year	GP-GS	Min	Avg	FG-A	Pct	3FG-A	Pct	FT-A	Pct	Rebs	Avg	PF-FO	Ast	TO	Blk	Stl	Pts	Avg	
1957-58	20--	--	--	30-90	.333	--	--	19-42	.452	15	0.8	21--	--	--	--	--	--	79	4.0

## Yemi Makanjuola #0 • C • 6-9 • 250 • Lagos, Nigeria (Word of God [N.C.] Christian Academy)

Year	GP-GS	Min	Avg	FG-A	Pct	3FG-A	Pct	FT-A	Pct	Rebs	Avg	PF-FO	Ast	TO	Blk	Stl	Pts	Avg
2011-12	28-1	232	8.3	26-44	.591	0-0	0.000	12-22	.545	78	2.8	45-1	3	9	12	5	64	2.3
2012-13	29-0	225	7.8	16-42	.381	0-0	0.000	15-23	.652	69	2.4	48-2	4	14	8	2	47	1.6
Totals	57-1	457	8.0	42-86	.488	0-0	0.000	27-45	.600	147	2.6	93-4	7	23	20	7	111	1.9

## Larry Mansfield #52 • C • 6-8 • 215 • Memphis, Tenn. (Frasyer HS)

Year	GP-GS	Min	Avg	FG-A	Pct	3FG-A	Pct	FT-A	Pct	Rebs	Avg	PF-FO	Ast	TO	Blk	Stl	Pts	Avg	
1967-68	26--	--	--	45-95	.474	--	--	27-65	.415	143	5.5	75-2	--	--	--	--	--	117	4.5

## John Martin #15 • F • 6-4 • 185 • Watseka, Ill. (Commercial HS)

Year	GP-GS	Min	Avg	FG-A	Pct	3FG-A	Pct	FT-A	Pct	Rebs	Avg	PF-FO	Ast	TO	Blk	Stl	Pts	Avg	
1959-60	14--	--	--	36-98	.367	--	--	26-38	.684	67	4.8	24-0	--	--	--	--	--	98	7.0
1960-61	25--	--	--	59-152	.388	--	--	36-51	.706	78	3.1	53-1	--	--	--	--	--	154	6.2
1961-62	16--	--	--	22-50	.440	--	--	12-14	.857	35	2.2	23-1	--	--	--	--	--	56	3.5
Totals	55--	--	--	117-300	.390	--	--	74-103	.718	180	3.3	100-2	--	--	--	--	--	308	5.6

## Darren Mathey

Year	GP-GS	Min	Avg	FG-A	Pct	3FG-A	Pct	FT-A	Pct	Rebs	Avg	PF-FO	Ast	TO	Blk	Stl	Pts	Avg
1994-95	1-0	1	1.0	0-0	.000	0-0	0.000	0-0	.000	0	0.0	0-0	1	0	0	0	0	0.0

## Jeronne Maymon #34 • F • 6-8 • 260 • Madison, Wis. (Madison Memorial HS/Marquette)

Year	GP-GS	Min	Avg	FG-A	Pct	3FG-A	Pct	FT-A	Pct	Rebs	Avg	PF-FO	Ast	TO	Blk	Stl	Pts	Avg
2010-11	14-0	127	9.1	16-34	.471	0-2	0.000	5-20	.250	39	2.8	18-0	3	14	0	2	37	2.6
2011-12	33-32	927	28.1	149-267	.558	0-5	0.000	121-184	.658	267	8.1	93-4	39	82	10	32	419	12.7
2012-13	--	--	--	--	--	--	--	Redshirt	--	--	--	--	--	--	--	--	--	--
2013-14	37-36	1047	28.3	128-240	.533	0-1	0.000	104-152	.684	300	8.1	100-5	39	64	15	25	360	9.7
Totals	84-68	2101	25.0	293-541	.542	0-8	0.000	230-356	.646	606	7.2	211-8	81	160	25	59	816	9.7

## Bobby Maze #3 • G • 6-3 • 195 • Suitland, Md. (University of Oklahoma/Hutchinson CC)

Year	GP-GS	Min	Avg	FG-A	Pct	3FG-A	Pct	FT-A	Pct	Rebs	Avg	PF-FO	Ast	TO	Blk	Stl	Pts	Avg
2008-09	34-28	852	25.1	100-235	.426	29-91	.319	50-72	.694	83	2.4	64-1	109	54	5	34	279	8.2
2009-10	37-36	922	24.9	122-302	.404	27-107	.252	78-94	.830	89	2.4	59-1	118	52	4	28	349	9.4
Totals	71-64	1774	25.0	222-537	.413	56-198	.283	128-166	.771	172	2.4	123-2	227	106	9	62	628	8.8

## Skylar McBee #13 • G • 6-3 • 195 • Rutledge, Tenn. (Grainger HS)

Year	GP-GS	Min	Avg	FG-A	Pct	3FG-A	Pct	FT-A	Pct	Rebs	Avg	PF-FO	Ast	TO	Blk	Stl	Pts	Avg
2009-10	33-0	431	13.1	32-99	.323	25-80	.313	24-27	.889	38	1.2	53-0	18	16	0	18	113	3.4
2010-11	31-0	392	12.6	28-84	.333	22-68	.324	15-17	.882	31	1.0	43-0	18	15	1	23	93	3.0
2011-12	34-12	760	22.4	67-180	.372	63-161	.391	26-31	.839	44	1.3	57-1	25	25	1	22	223	6.6
2012-13	33-16	826	25.0	55-174	.316	51-156	.327	21-25	.840	40	1.2	60-1	17	14	0	11	182	5.5
Totals	131-28	2409	18.4	182-537	.339	161-465	.346	86-100	.860	153	1.2	213-2	78	70	2	74	611	4.7

## Seth McDonald #25 • F • 6-9 • 205 • Tullahoma, Tenn. (Tullahoma HS)

Year	GP-GS	Min	Avg	FG-A	Pct	3FG-A	Pct	FT-A	Pct	Rebs	Avg	PF-FO	Ast	TO	Blk	Stl	Pts	Avg
1979-80	5-0	17	3.4	1-4	.250	--	--	2-5	.400	5	1.0	1-0	0	2	0	2	4	0.8
1981-82	7-0	29	4.1	4-7	.571	--	--	2-4	.500	5	0.7	4-0	2	5	0	1	10	1.4
1982-83	9-0	21	2.3	0-3	.000	--	--	0-0	.000	7	0.8	1-0	0	1	0	0	0	0.0
1983-84	11-0	50	4.5	4-7	.571	--	--	2-8	.250	11	1.0	6-0	3	5	0	0	10	0.9
Totals	32-0	117	3.7	9-21	.429	--	--	6-17	.353	28	0.9	12-0	5	13	0	3	24	0.8

## Scooter McFadgon #2 • G • 6-5 • 205 • Memphis, Tenn. (Raleigh-Egypt HS/Univ. of Memphis)

Year	GP-GS	Min	Avg	FG-A	Pct	3FG-A	Pct	FT-A	Pct	Rebs	Avg	PF-FO	Ast	TO	Blk	Stl	Pts	Avg
2003-04	28-27	877	31.3	147-373	.394	65-171	.380	134-147	.912	123	4.4	50-0	56	65	0	16	493	17.6
2004-05	26-25	785	30.2	125-319	.392	45-135	.333	77-93	.828	105	4.0	44-0	49	45	6	18	372	14.3
Totals	54-52	1662	30.8	272-692	.393	110-306	.359	211-240	.879	228	4.2	94-0	105	110	6	34	865	16.0

## Jabari McGhee #21 • F • 6-8 • 210 • Albany, Ga. (Hargrave Military Academy [Va.]

Year	GP-GS	Min	Avg	FG-A	Pct	3FG-A	Pct	FT-A	Pct	Rebs	Avg	PF-FO	Ast	TO	Blk	Stl	Pts	Avg
2014-15	8-2	103	12.9	14-20	.700	0-0	0.000	7-17	.412	30	3.8	24-3	0	3	1	3	35	4.4
2015-16	6-0	65	10.8	9-17	.529	0-0	0.000	5-6	.833	19	3.2	17-0	0	1	3	4	23	3.8
Totals	14-2	168	12.0	23-37	.622	0-0	0.000	12-23	.522	49	3.5	41-3	0	4	4	7	58	4.1

## Larry McIntosh #42 • G • 6-1 • 185 • Franklin, Ohio (Carlisle HS)

Year	GP-GS	Min	Avg	FG-A	Pct	3FG-A	Pct	FT-A	Pct	Rebs	Avg	PF-FO	Ast	TO	Blk	Stl	Pts	Avg	
1963-64	24--	--	--	68-166	.410	--	--	44-64	.688	76	3.2	57-2	--	--	--	--	--	180	7.5
1964-65	25--	--	--	97-230	.422	--	--	110-142	.775	101	4.0	63-1	--	--	--	--	--	304	12.2
1965-66	26--	--	--	79-222	.356	--	--	72-99	.727	104	4.0	49-1	--	--	--	--	--	230	8.8
Totals	75--	--	--	244-618	.395	--	--	226-305	.741	281	3.7	169-4	--	--	--	--	--	714	9.5

## Barry McKinnon #11 • G • 5-9 • 150 • Knoxville, Tenn. (Knoxville HS)

Year	GP-GS	Min	Avg	FG-A	Pct	3FG-A	Pct	FT-A	Pct	Rebs	Avg	PF-FO	Ast	TO	Blk	Stl	Pts	Avg	
1952-53	4--	--	--	3-9	.333	--	--	5-5	1.00	2	0.5	--	--	--	--	--	--	11	2.8
1953-54	14--	--	--	5-15	.333	--	--</												

# ALL-TIME PLAYER STATS

## Jordan McRae #1/#52 • G • 6-6 • 185 • Midway, Ga. (Liberty County HS)

Year	GP-GS	Min	Avg	FG-A	Pct	3FG-A	Pct	FT-A	Pct	Rebs	Avg	PF-FO	Ast	TO	Bk	Stl	Pts	Avg
2010-11	10-0	53	5.3	6-19	.316	1-9	.111	5-11	.455	8	0.8	5-0	0	5	4	2	18	1.8
2011-12	34-15	738	21.7	97-257	.377	39-119	.328	60-79	.759	99	2.9	58-2	52	50	26	20	293	8.6
2012-13	33-22	1108	33.6	170-402	.423	60-169	.355	118-153	.771	136	4.1	77-4	66	93	29	26	518	15.7
2013-14	37-37	1191	32.2	223-512	.436	79-225	.351	167-212	.788	128	3.5	78-1	91	77	38	25	692	18.7
Totals	114-74	3090	27.1	496-1190	.417	179-522	.343	350-455	.769	371	3.3	218-7	209	225	97	73	1521	13.3

## James Meriweather #21 • G • 6-3 • 185 • Baxley, Ga. (Appling County HS)

Year	GP-GS	Min	Avg	FG-A	Pct	3FG-A	Pct	FT-A	Pct	Rebs	Avg	PF-FO	Ast	TO	Bk	Stl	Pts	Avg
1977-78	20--	--	--	11-31	.355	--	--	5-7	.714	12	0.6	20-0	4	9	1	0	27	1.4
1978-79	7--	19	2.7	3-10	.300	--	--	4-7	.571	6	0.9	1-0	2	5	0	2	10	1.4
Totals	27--	19	--	14-41	.341	--	--	9-14	.643	18	0.7	21-0	6	14	1	2	37	1.4

## Dwight Miller #25 • G • 6-8 • 245 • Nassau, Bahamas (St. Pius X HS/Pittsburgh/Midland [Texas] College)

Year	GP-GS	Min	Avg	FG-A	Pct	3FG-A	Pct	FT-A	Pct	Rebs	Avg	PF-FO	Ast	TO	Bk	Stl	Pts	Avg
2011-12	23-0	161	7.0	25-49	.510	4-8	.500	2-8	.250	35	1.5	20-0	1	4	14	5	56	2.4
2012-13	--	--	--	--	--	--	--	--	--	--	--	--	--	--	--	--	--	--
Totals	23-0	161	7.0	25-49	.510	4-8	.500	2-8	.250	35	1.5	20-0	1	4	14	5	56	2.4

## Lionel Miller #22 • G • 6-5 • 200 • Newport News, Va. (Ferguson HS)

Year	GP-GS	Min	Avg	FG-A	Pct	3FG-A	Pct	FT-A	Pct	Rebs	Avg	PF-FO	Ast	TO	Bk	Stl	Pts	Avg
1984-85	11-0	35	3.2	5-18	.278	--	--	2-2	1.00	6	0.5	5-0	6	3	1	2	12	1.1

## William Mills #41 • F • 6-6 • 195 • Millen, Ga. (Jenkins County HS)

Year	GP-GS	Min	Avg	FG-A	Pct	3FG-A	Pct	FT-A	Pct	Rebs	Avg	PF-FO	Ast	TO	Bk	Stl	Pts	Avg
1982-83	10-0	56	5.6	7-20	.350	--	--	4-4	1.00	6	0.6	13-0	1	5	0	1	18	1.8

## Daryl Milson #32 • F • 6-6 • 205 • Savannah, Ga. (Savannah HS)

Year	GP-GS	Min	Avg	FG-A	Pct	3FG-A	Pct	FT-A	Pct	Rebs	Avg	PF-FO	Ast	TO	Bk	Stl	Pts	Avg
1990-91	34-7	430	12.6	50-95	.526	1-1	1.00	20-31	.645	90	2.6	46-0	21	28	3	22	121	3.6
1991-92	12-3	142	11.8	23-44	.523	0-0	0.000	2-6	.333	37	3.1	20-0	8	11	3	6	48	4.0
1992-93	9-0	44	4.9	7-12	.583	0-0	0.000	3-6	.500	10	1.1	3-0	5	6	0	3	17	1.9
Totals	55-10	616	11.2	80-151	.530	1-2	.500	25-43	.581	137	2.5	69-0	34	45	6	31	186	3.4

## David Mitchell #12 • G • 6-0 • 175 • Coeburn, Va. (Coeburn HS)

Year	GP-GS	Min	Avg	FG-A	Pct	3FG-A	Pct	FT-A	Pct	Rebs	Avg	PF-FO	Ast	TO	Bk	Stl	Pts	Avg
1973-74	1--	--	--	1-2	.500	--	--	0-0	.000	0	0.0	0-0	0	--	--	--	2	2.0

## Gil Monroe #44 • F • 6-2 • 178 • Dayton, Ohio (Colonel White HS)

Year	GP-GS	Min	Avg	FG-A	Pct	3FG-A	Pct	FT-A	Pct	Rebs	Avg	PF-FO	Ast	TO	Bk	Stl	Pts	Avg
1963-64	10--	--	--	6-10	.600	--	--	0-0	0.000	6	0.6	7-0	--	--	--	--	12	1.2
1964-65	17--	--	--	11-29	.379	--	--	3-6	.500	21	1.2	11-0	--	--	--	--	25	1.5
Totals	27--	--	--	17-39	.436	--	--	3-6	.500	27	1.0	18-0	--	--	--	--	37	1.4

## Ed "Britches" Montgomery #12 • G • 5-11 • 150 • Knoxville, Tenn.

Year	GP-GS	Min	Avg	FG-A	Pct	3FG-A	Pct	FT-A	Pct	Rebs	Avg	PF-FO	Ast	TO	Bk	Stl	Pts	Avg
1947-48	25--	--	--	77-303	.254	--	--	59-96	.615	--	--	70--	--	--	--	--	213	8.5
1948-49	26--	--	--	108-414	.261	--	--	80-128	.625	--	--	90--	--	--	--	--	296	11.4
Totals	51--	--	--	185-717	.258	--	--	139-224	.621	--	--	160--	--	--	--	--	509	10.0

## Dan Moody #33 • F • 6-5 • 185 • Blountville, Tenn. (Sullivan Central HS)

Year	GP-GS	Min	Avg	FG-A	Pct	3FG-A	Pct	FT-A	Pct	Rebs	Avg	PF-FO	Ast	TO	Bk	Stl	Pts	Avg
1972-73	3--	--	--	2-3	.667	--	--	0-0	.000	6	2.0	3-0	0	--	--	--	4	1.3

## Armani Moore #4 • G/F • 6-4 • 217 • Kennesaw, Ga. (Mt. Paran Christian School)

Year	GP-GS	Min	Avg	FG-A	Pct	3FG-A	Pct	FT-A	Pct	Rebs	Avg	PF-FO	Ast	TO	Bk	Stl	Pts	Avg
2012-13	30-16	397	13.2	30-80	.375	4-15	.267	8-16	.500	77	2.6	48-1	20	31	18	17	72	2.4
2013-14	33-0	426	12.9	39-83	.470	7-26	.269	17-29	.586	73	2.2	46-0	22	9	20	15	102	3.1
2014-15	32-32	989	30.9	125-281	.445	6-33	.182	74-120	.617	216	6.8	91-2	69	74	39	46	330	10.3
2015-16	33-33	1080	32.7	149-360	.414	18-57	.316	87-154	.565	251	7.6	91-1	134	85	54	39	403	12.2
Totals	128-81	2892	22.6	343-804	.427	35-131	.267	186-319	.583	617	4.8	276-4	245	199	131	117	907	7.1

## Don Moore #21 • F • 6-4 • 205 • Virginia Beach, Va. (Green Run HS)

Year	GP-GS	Min	Avg	FG-A	Pct	3FG-A	Pct	FT-A	Pct	Rebs	Avg	PF-FO	Ast	TO	Bk	Stl	Pts	Avg
1990-91	12-0	15	1.3	2-2	1.00	0-0	0.000	0-0	.000	4	0.3	2-0	0	3	1	4	4	0.3

## Jason Moore #22 • G • 6-2 • 180 • Franklin, Tenn (Franklin HS)

Year	GP-GS	Min	Avg	FG-A	Pct	3FG-A	Pct	FT-A	Pct	Rebs	Avg	PF-FO	Ast	TO	Bk	Stl	Pts	Avg
1994-95	19-0	181	9.5	9-28	.321	8-23	.348	1-2	.500	10	0.5	15-0	8	13	0	2	27	1.4

## Scott Moore #33 • C • 6-11 • 255 • Carthage, Tenn. (Smith County HS)

Year	GP-GS	Min	Avg	FG-A	Pct	3FG-A	Pct	FT-A	Pct	Rebs	Avg	PF-FO	Ast	TO	Bk	Stl	Pts	Avg
1995-96	23-1	200	8.7	12-33	.364	0-0	0.000	3-11	.273	30	1.3	20-0	3	15	14	1	27	1.2
1996-97	19-0	119	6.3	5-12	.417	0-0	0.000	0-3	0.000	18	0.9	12-0	0	15	2	1	10	0.5
1997-98	21-1	129	6.1	7-15	.467	0-0	0.000	1-7	.143	26	1.2	3-0	2	9	7	1	15	0.7
Totals	63-2	448	7.1	24-60	.400	0-0	0.000	4-21	.190	74	1.2	35-0	5	39	23	3	52	0.8

## David Moss #44 • F • 6-3 • 185 • Ringgold, Ga. (Ringgold HS)

Year	GP-GS	Min	Avg	FG-A	Pct	3FG-A	Pct	FT-A	Pct	Rebs	Avg	PF-FO	Ast	TO	Bk	Stl	Pts	Avg
1973-74	5--	--	--	4-7	.571	--	--	4-7	.571	19	3.8	10-0	0	--	--	--	12	2.4

## Howie Moss #16 • F • 6-3 • 180 • Oak Ridge, Tenn. (Oak Ridge HS)

Year	GP-GS	Min	Avg	FG-A	Pct	3FG-A	Pct	FT-A	Pct	Rebs	Avg	PF-FO	Ast	TO	Bk	Stl	Pts	Avg
1959-60	16--	--	--	27-88	.307	--	--	18-27	.667	74	4.6	59-5	--	--	--	--	72	4.5
1961-62	22--	--	--	51-121	.421	--	--	26-46	.565	108	4.9	53-4	--	--	--	--	128	5.8
Totals	38--	--	--	78-209	.373	--	--	44-73	.603	182	4.8	112-9	--	--	--	--	200	5.3

**Detrick Mostella** #15 • G • 6-1 • 175 • Decatur, Ala. (Notre Dame Prep [Mass.])

Year	GP-GS	Min	Avg	FG-A	Pct	3FG-A	Pct	FT-A	Pct	Rebs	Avg	PF-FO	Ast	TO	Blk	Stl	Pts	Avg
2014-15	31-1	36.4	11.7	34-123	27.6	22-81	27.2	14-20	70.0	27	0.9	34-0	15	30	1	9	104	3.4
2015-16	34-4	66.7	19.6	95-262	36.3	47-155	30.3	50-68	.735	74	2.2	66-1	40	45	6	9	287	8.4
2016-17	15-1	32.3	21.5	53-131	40.5	26-70	37.1	26-37	.703	59	3.9	31-1	18	22	6	6	158	10.5
Totals	80-6	135.4	16.9	182-516	35.3	95-306	31.0	90-125	.720	160	2.0	131-2	73	97	13	24	549	6.9

**Rob Murphy** #15 • F • 6-8 • 233 • Brentwood, Tenn. (Lipscomb University)

Year	GP-GS	Min	Avg	FG-A	Pct	3FG-A	Pct	FT-A	Pct	Rebs	Avg	PF-FO	Ast	TO	Blk	Stl	Pts	Avg
2011-12	3-0	5	1.7	0-1	0.000	0-0	0.000	1-2	50.0	1	0.3	1-0	0	0	0	1	1	0.3
2012-13	2-0	3	1.5	0-0	0.000	0-0	0.000	0-0	0.000	0	0.0	0-0	0	0	2	0	0	0.0
Totals	5-0	8	1.6	0-1	0.000	0-0	0.000	1-2	50.0	1	0.2	1-0	0	2	0	1	1	0.2

**Kerry Myers** #30 • G • 6-3 • 202 • Celina, Ohio (Celina HS)

Year	GP-GS	Min	Avg	FG-A	Pct	3FG-A	Pct	FT-A	Pct	Rebs	Avg	PF-FO	Ast	TO	Blk	Stl	Pts	Avg
1967-68	16--	--	--	7-22	.318	--	--	10-16	.625	11	0.7	10-0	--	--	--	--	24	1.5
1968-69	8--	--	--	2-6	.333	--	--	0-2	0.000	2	0.3	4-0	--	--	--	--	4	0.5
1969-70	25--	--	--	46-115	40.0	--	--	23-38	.605	86	3.4	45-0	23	--	--	--	115	4.6
Totals	49--	--	--	55-143	.385	--	--	33-56	.589	99	2.0	59-0	32	--	--	--	143	2.9

**David Mynatt** #34 • F/G • 6-2 • 160 • Knoxville, Tenn. (Carter HS)

Year	GP-GS	Min	Avg	FG-A	Pct	3FG-A	Pct	FT-A	Pct	Rebs	Avg	PF-FO	Ast	TO	Blk	Stl	Pts	Avg
1981-82	2-0	3	1.5	0-0	0.000	--	--	0-0	0.000	0	0.0	0-0	0	0	0	0	0	0.0

**Kirk Naler** #32 • F • 6-7 • 210 • Gadsden, Ala. (Westminster Christian)

Year	GP-GS	Min	Avg	FG-A	Pct	3FG-A	Pct	FT-A	Pct	Rebs	Avg	PF-FO	Ast	TO	Blk	Stl	Pts	Avg
1981-82	8-0	32	4.0	4-5	80.0	--	--	0-1	0.000	5	0.6	3-0	3	2	1	0	8	1.0
1982-83	21-1	16.2	7.7	14-45	.311	--	--	7-9	.778	23	1.1	28-1	10	22	2	8	35	1.7
1983-84	23-5	28.6	12.4	28-55	.509	--	--	15-18	.833	34	1.5	22-0	18	25	2	6	71	3.1
1984-85	31-13	36.2	11.7	33-89	.371	--	--	6-9	.667	53	1.7	34-0	35	25	3	15	72	2.3
Totals	83-19	84.2	10.1	79-194	40.7	--	--	28-37	.757	115	1.4	87-1	66	74	8	29	186	2.2

**Kevin Nash** #43 • C • 6-10 • 225 • Trenton, Mich. (Aquinas HS)

Year	GP-GS	Min	Avg	FG-A	Pct	3FG-A	Pct	FT-A	Pct	Rebs	Avg	PF-FO	Ast	TO	Blk	Stl	Pts	Avg
1977-78	27--	--	--	49-104	.471	--	--	22-39	.564	140	5.2	81-3	14	34	5	5	120	4.4
1978-79	29-0	40.2	13.9	64-137	46.7	--	--	25-43	.581	104	3.6	74-3	7	56	13	5	153	5.3
1979-80	29-26	48.6	16.8	64-146	43.8	--	--	29-63	.460	117	4.0	69-1	9	37	5	5	157	5.4
Totals	85-26	88.8	--	177-387	45.7	--	--	76-145	.524	361	4.2	222-7	30	127	23	15	430	5.1

**Rawane "Pops" Ndiaye** #10 • C • 6-10 • 275 • Raleigh, N.C. (Woodrow Wilson HS/Indian Hills [Iowa] CC)

Year	GP-GS	Min	Avg	FG-A	Pct	3FG-A	Pct	FT-A	Pct	Rebs	Avg	PF-FO	Ast	TO	Blk	Stl	Pts	Avg
2013-14	22-0	72	3.3	8-18	.444	0-0	0.000	4-8	.500	21	1.0	11-0	8	2	0	0	20	0.9

**Herb Neff** #22 • C • 6-4 • 180 • Knoxville, Tenn.

Year	GP-GS	Min	Avg	FG-A	Pct	3FG-A	Pct	FT-A	Pct	Rebs	Avg	PF-FO	Ast	TO	Blk	Stl	Pts	Avg
1950-51	19--	--	--	37-112	.330	--	--	13-33	.394	--	--	32--	--	--	--	--	87	4.6
1951-52	20--	--	--	104-223	.466	--	--	74-131	.565	--	--	74--	--	--	--	--	282	14.1
Totals	39--	--	--	141-335	.421	--	--	87-164	.530	--	--	106--	--	--	--	--	369	9.5

**Emmanuel Ngedu** #5 • F • 6-7 • 230 • Kaduna, Nigeria (Brewster [N.H.] Academy)

Year	GP-GS	Min	Avg	FG-A	Pct	3FG-A	Pct	FT-A	Pct	Rebs	Avg	PF-FO	Ast	TO	Blk	Stl	Pts	Avg
2008-09	33-0	23.6	7.2	17-36	.472	1-3	.333	28-35	.800	56	1.7	30-1	8	9	11	8	63	1.9

**Clint Newman** #25 • G • 6-2 • 170 • Maryville, Tenn. (Maryville HS)

Year	GP-GS	Min	Avg	FG-A	Pct	3FG-A	Pct	FT-A	Pct	Rebs	Avg	PF-FO	Ast	TO	Blk	Stl	Pts	Avg
1993-94	10-0	32	3.2	1-3	.333	0-0	0.000	3-4	.750	6	0.6	3-0	2	12	0	1	5	0.5
1994-95	5-0	8	1.6	0-2	0.000	0-0	0.000	0-0	0.000	2	0.4	0-0	0	0	0	0	0	0.0
1995-96	3-0	5	1.7	1-1	1.000	0-0	0.000	0-0	0.000	0	0.0	1-0	0	0	0	0	2	0.7
Totals	18-0	45	2.5	2-6	.333	0-0	0.000	3-4	.750	8	0.4	4-0	2	12	0	1	7	0.4

**Paul Newman** #18 • F • 6-4 • 175 • Mason Hall, Tenn. (Mason Hall HS)

Year	GP-GS	Min	Avg	FG-A	Pct	3FG-A	Pct	FT-A	Pct	Rebs	Avg	PF-FO	Ast	TO	Blk	Stl	Pts	Avg
1957-58	4--	--	--	2-2	1.00	--	--	1-2	.500	2	0.5	1-0	--	--	--	--	5	1.3

**Lewis Neyland** #17 • F • 6-3 • 165 • Knoxville, Tenn. (Knoxville HS)

Year	GP-GS	Min	Avg	FG-A	Pct	3FG-A	Pct	FT-A	Pct	Rebs	Avg	PF-FO	Ast	TO	Blk	Stl	Pts	Avg
1952-53	4--	--	--	0-4	0.000	--	--	1-2	.500	2	0.5	--	--	--	--	--	1	0.3
1953-54	16--	--	--	34-84	.405	--	--	26-41	.634	48	3.0	29--	--	--	--	--	94	5.9
1954-55	19--	--	--	58-167	.347	--	--	39-67	.582	91	4.8	58--	--	--	--	--	155	8.2
1955-56	24--	--	--	75-232	.323	--	--	38-75	.507	157	6.5	81--	--	--	--	--	188	7.8
Totals	63--	--	--	167-487	.343	--	--	104-185	.562	298	4.7	168--	--	--	--	--	438	7.0

**Dyron Nix** #31 • F • 6-7 • 210 • Ft. Walton Beach, Fla. (Ft. Walton HS)

Year	GP-GS	Min	Avg	FG-A	Pct	3FG-A	Pct	FT-A	Pct	Rebs	Avg	PF-FO	Ast	TO	Blk	Stl	Pts	Avg
1985-86	25-13	58.5	23.4	71-150	47.3	--	--	34-51	.667	108	4.3	70-3	13	37	18	16	176	7.0
1986-87	29-29	103.9	35.8	153-283	54.1	0-2	0.000	102-161	.634	294	10.1	92-5	15	70	53	37	408	14.1
1987-88	29-29	103.9	35.8	235-460	.511	1-7	.143	173-227	.762	261	9.0	74-1	16	80	31	34	644	22.2
1988-89	30-26	107.8	35.9	254-492	.516	38-103	.369	103-144	.715	281	9.4	69-1	57	81	40	51	649	21.6
Totals	113-97	374.1	33.1	713-1385	.515	39-112	.348	412-583	.707	944	8.4	305-10	101	268	142	138	1877	16.6

**Jim Otte** #22 • G • 6-1 • 190 • Covington, Ky. (Holmes HS)

Year	GP-GS	Min	Avg	FG-A	Pct	3FG-A	Pct	FT-A	Pct	Rebs	Avg	PF-FO	Ast	TO	Blk	Stl	Pts	Avg
1955-56	3--	--	--	0-4	0.000	--	--	3-4	.750	1	0.3	1-0	--	--	--	--	3	1.0

**Tariq Owens** #11 • F • 6-10 • 205 • Odenton, Md. (Mt. Zion Prep School)

Year	GP-GS	Min	Avg	FG-A	Pct	3FG-A	Pct	FT-A	Pct	Rebs	Avg	PF-FO	Ast	TO	Blk	Stl	Pts	Avg
2014-15	28-5	21.4	7.6	12-34	.353	0-0	0.000	10-19	.526	31	1.1	40-0	3	11	13	5	34	1.2



# ALL-TIME PLAYER STATS

## Jerry Parker

#42 • G • 6-2 • 174 • Campbellsville, Ky. (Taylor County HS)

Year	GP-GS	Min	Avg	FG-A	Pct	3FG-A	Pct	FT-A	Pct	Rebs	Avg	PF-FO	Ast	TO	Bk	Stl	Pts	Avg
1961-62	23--	--	--	106-269	.394	--	--	43-60	.717	149	6.5	59-3	--	--	--	--	255	11.1
1962-63	24--	--	--	84-179	.469	--	--	33-47	.702	126	5.3	70-5	--	--	--	--	201	8.4
Totals	47--	--	--	190-448	.424	--	--	76-107	.710	275	5.9	129-8	--	--	--	--	456	9.7

## Kwe Parker

#12 • G • 6-0 • 181 • Fayetteville, N.C. (Wesleyan Christian Academy)

Year	GP-GS	Min	Avg	FG-A	Pct	3FG-A	Pct	FT-A	Pct	Rebs	Avg	PF-FO	Ast	TO	Bk	Stl	Pts	Avg
2016-17	25-1	202	8.1	10-31	.323	3-13	.231	1-8	.125	21	0.8	30-0	22	23	3	6	24	1.0

## Bob Parmenter

#16 • G • 5-11 • 156 • Vincennes, Ind.

Year	GP-GS	Min	Avg	FG-A	Pct	3FG-A	Pct	FT-A	Pct	Rebs	Avg	PF-FO	Ast	TO	Bk	Stl	Pts	Avg
1951-52	20--	--	--	69-197	.350	--	--	28-53	.528	--	--	61--	--	--	--	--	166	8.3

## Ralph Parton

#15 • G • 5-7 • 140 • Hebron, Ky. (Conner HS)

Year	GP-GS	Min	Avg	FG-A	Pct	3FG-A	Pct	FT-A	Pct	Rebs	Avg	PF-FO	Ast	TO	Bk	Stl	Pts	Avg
1976-77	4--	--	--	0-0	.000	--	--	0-1	.000	2	0.5	2-0	1	--	--	--	0	0.0
1977-78	4--	--	--	0-0	.000	--	--	4-5	.800	1	0.3	3-0	2	1	0	0	4	1.0
1978-79	1--	1	1.0	0-0	.000	--	--	0-0	.000	0	0.0	0-0	0	0	0	0	0	0.0
1979-80	23-1	216	9.4	8-16	.500	--	--	23-33	.697	10	0.4	26-2	56	31	1	7	39	1.7
Totals	32-1	217	--	8-16	.500	--	--	27-39	.692	13	0.4	31-2	59	32	1	7	43	1.3

## Tony Passley

#13 • F • 6-5 • 218 • Indianapolis, Ind. (North Central HS/Redlands CC)

Year	GP-GS	Min	Avg	FG-A	Pct	3FG-A	Pct	FT-A	Pct	Rebs	Avg	PF-FO	Ast	TO	Bk	Stl	Pts	Avg
2006-07	17-0	115	6.8	11-28	.393	1-4	.250	8-16	.500	29	1.7	28-0	8	18	3	2	31	1.8

## Andre Patterson

#22 • F • 6-7 • 217 • Los Angeles, Calif. (Washington Prep/UCLA)

Year	GP-GS	Min	Avg	FG-A	Pct	3FG-A	Pct	FT-A	Pct	Rebs	Avg	PF-FO	Ast	TO	Bk	Stl	Pts	Avg
2004-05	31-22	765	24.7	96-169	.568	1-2	.500	36-58	.621	191	6.2	86-3	57	58	32	24	229	7.4
2005-06	30-16	755	25.2	114-238	.479	1-7	.143	54-84	.643	201	6.7	91-1	49	61	34	37	283	9.4
Totals	61-38	1520	24.9	210-407	.516	2-9	.222	90-142	.634	392	6.4	177-4	86	119	66	61	512	8.4

## Steven Pearl

#22 • F • 6-5 • 235 • Knoxville, Tenn. (West HS)

Year	GP-GS	Min	Avg	FG-A	Pct	3FG-A	Pct	FT-A	Pct	Rebs	Avg	PF-FO	Ast	TO	Bk	Stl	Pts	Avg
2007-08	19-0	52	2.7	5-11	.455	--	--	0-0	.000	8	0.4	7-0	4	3	0	1	10	0.5
2008-09	17-0	73	4.3	2-10	.200	--	--	3-6	.500	9	0.5	7-0	5	8	0	1	7	0.4
2009-10	31-0	339	10.9	20-42	.476	--	--	5-19	.263	40	1.3	44-0	19	19	4	13	45	1.5
2010-11	34-1	381	11.2	29-53	.547	--	--	6-14	.429	53	1.6	62-0	23	23	4	21	64	1.9
Totals	101-1	845	8.4	56-116	.483	--	--	14-41	.341	110	1.1	120-0	51	53	8	36	126	1.2

## Roger Peltz

#12 • F • 6-5 • 205 • Royal Oak, Mich. (Kimball HS)

Year	GP-GS	Min	Avg	FG-A	Pct	3FG-A	Pct	FT-A	Pct	Rebs	Avg	PF-FO	Ast	TO	Bk	Stl	Pts	Avg
1968-69	6--	--	--	3-4	.750	--	--	4-11	.364	7	1.2	5-0	0	--	--	--	10	1.7
1969-70	5--	--	--	3-7	.429	--	--	2-4	.500	9	1.8	7-0	0	--	--	--	8	1.6
1970-71	11--	--	--	6-17	.353	--	--	0-3	.000	13	1.2	5-2	2	--	--	--	12	1.1
Totals	22--	--	--	12-28	.429	--	--	6-18	.333	29	1.3	17-0	2	--	--	--	30	1.4

## Bob Perigo

#44/#45/#12/#13 • F • 6-4 • 185 • Lafayette, Ind. (Jefferson HS)

Year	GP-GS	Min	Avg	FG-A	Pct	3FG-A	Pct	FT-A	Pct	Rebs	Avg	PF-FO	Ast	TO	Bk	Stl	Pts	Avg
1958-59	5--	--	--	5-12	.417	--	--	3-4	.750	11	2.2	4-0	--	--	--	--	13	2.6
1959-60	10--	--	--	5-29	.172	--	--	16-23	.696	24	2.4	16-0	--	--	--	--	26	2.6
1960-61	7--	--	--	1-11	.091	--	--	1-4	.250	9	1.3	7-0	--	--	--	--	3	0.4
Totals	22--	--	--	11-52	.212	--	--	20-31	.645	44	2.0	27-0	--	--	--	--	42	1.9

## Malcolm "Mac" Petty

#40 • F • 6-4 • 203 • Wooster, Ohio (Wooster HS)

Year	GP-GS	Min	Avg	FG-A	Pct	3FG-A	Pct	FT-A	Pct	Rebs	Avg	PF-FO	Ast	TO	Bk	Stl	Pts	Avg
1965-66	6--	--	--	3-10	.300	--	--	1-3	.333	3	0.5	3-0	--	--	--	--	7	1.2
1966-67	12--	--	--	1-8	.125	--	--	2-3	.667	4	0.3	5-0	--	--	--	--	4	0.3
1967-68	11--	--	--	2-7	.286	--	--	2-3	.667	9	0.8	4-0	--	--	--	--	6	0.5
Totals	29--	--	--	6-25	.240	--	--	5-9	.556	16	0.6	12-0	--	--	--	--	17	0.6

## Joe Pietropala

#14 • F • 6-3 • 190 • Pittsburgh, Pa. (Penn Hills HS)

Year	GP-GS	Min	Avg	FG-A	Pct	3FG-A	Pct	FT-A	Pct	Rebs	Avg	PF-FO	Ast	TO	Bk	Stl	Pts	Avg
1964-65	7--	--	--	6-9	.667	--	--	4-9	.444	7	1.0	12-0	--	--	--	--	16	2.3

## Shembari Phillips

#25 • G • 6-3 • 192 • Atlanta, Ga. (Wheeler HS)

Year	GP-GS	Min	Avg	FG-A	Pct	3FG-A	Pct	FT-A	Pct	Rebs	Avg	PF-FO	Ast	TO	Bk	Stl	Pts	Avg
2015-16	33-11	535	16.2	60-147	.408	21-57	.368	36-47	.766	61	1.8	72-2	32	44	5	8	177	5.4
2016-17	31-13	648	20.9	58-151	.384	18-48	.375	58-75	.773	95	3.1	74-2	52	44	4	19	192	6.2
Totals	64-24	1183	18.5	118-298	.396	39-105	.371	94-122	.770	156	2.4	146-4	84	88	9	27	369	5.8

## Rex Pitts

#15 • F • 6-3 • 185 • Sheridan, Ind.

Year	GP-GS	Min	Avg	FG-A	Pct	3FG-A	Pct	FT-A	Pct	Rebs	Avg	PF-FO	Ast	TO	Bk	Stl	Pts	Avg
1952-53	4--	--	--	2-5	.400	--	--	0-0	.000	0	0.0	--	--	--	--	--	4	1.0

## Ben "Skip" Plotnicki

#34 • F • 6-2 • 170 • Knoxville, Tenn. (Catholic HS)

Year	GP-GS	Min	Avg	FG-A	Pct	3FG-A	Pct	FT-A	Pct	Rebs	Avg	PF-FO	Ast	TO	Bk	Stl	Pts	Avg
1962-63	9--	--	--	1-1	.100	--	--	3-4	.750	3	0.3	1-0	--	--	--	--	5	0.6
1963-64	10--	--	--	3-5	.600	--	--	0-1	.000	4	0.4	2-0	--	--	--	--	6	0.6
1964-65	13--	--	--	8-14	.571	--	--	3-5	.600	13	1.0	6-0	--	--	--	--	19	1.5
Totals	32--	--	--	12-20	.600	--	--	6-10	.600	20	0.6	9-0	--	--	--	--	30	0.9

## Yves Pons

#35 • G/F • 6-6 • 209 • Fuveau, France (INSEP Academy)

Year	GP-GS	Min	Avg	FG-A	Pct	3FG-A	Pct	FT-A	Pct	Rebs	Avg	PF-FO	Ast	TO	Bk	Stl	Pts	Avg
2017-18	24-0	124	5.2	7-14	.500	--	--	1-2	.500	15	0.6	17-0	5	5	2	3	17	0.7
2018-19	35-13	411	11.7	32-62	.516	7-25	.280	6-15	.400	62	1.8	42-0	17	22	15	9	77	2.2
Totals	59-13	535	9.1	39-76	.513	9-28	.321	7-17	.412	77	1.3	59-0	22	27	17	12	94	1.6



**Michael Poole #24 • G • 6-3 • 165 • Chattanooga, Tenn. (Riverside HS)**

Year	GP-GS	Min	Avg	FG-A	Pct	3FG-A	Pct	FT-A	Pct	Rebs	Avg	PF-FO	Ast	TO	Blk	Stl	Pts	Avg
1979-80	15-0	79	5.3	6-22	.273	--	--	6-12	.500	12	0.8	9-0	19	15	0	3	18	1.2
1980-81	11-0	41	3.7	3-12	.250	--	--	2-4	.500	7	0.6	6-0	4	4	1	2	8	0.7
Totals	26-0	120	4.6	9-34	.265	--	--	8-16	.500	19	0.7	15-0	23	19	1	5	26	1.0

**Dale Powell #21 • F • 6-2 • 180 • Louisville, Ky.**

Year	GP-GS	Min	Avg	FG-A	Pct	3FG-A	Pct	FT-A	Pct	Rebs	Avg	PF-FO	Ast	TO	Blk	Stl	Pts	Avg
1947-48	18--	--	--	--	--	--	--	12-22	.545	--	--	10--	--	--	--	--	74	4.1
1948-49	14--	--	--	14-56	.250	--	--	8-10	.800	--	--	23--	--	--	--	--	36	2.6
Totals	32--	--	--	45-168	.268	--	--	20-32	.625	--	--	33--	--	--	--	--	110	3.4

**Don Preston #18 • F • 6-3 • 170 • Knoxville, Tenn. (West HS)**

Year	GP-GS	Min	Avg	FG-A	Pct	3FG-A	Pct	FT-A	Pct	Rebs	Avg	PF-FO	Ast	TO	Blk	Stl	Pts	Avg
1956-57	2--	--	--	2-3	.667	--	--	0-0	.000	0	0.0	0-0	--	--	--	--	4	2.0

**Jay Price #10 • G • 6-2 • 195 • Chattanooga, Tenn. (Brainerd HS)**

Year	GP-GS	Min	Avg	FG-A	Pct	3FG-A	Pct	FT-A	Pct	Rebs	Avg	PF-FO	Ast	TO	Blk	Stl	Pts	Avg
1988-89	19-0	90	4.7	12-27	.444	4-12	.333	10-12	.833	4	0.2	11-0	18	16	3	5	38	2.0
1989-90	29-2	322	11.1	15-47	.319	2-18	.111	20-27	.741	29	1.0	48-0	42	40	0	9	52	1.8
1990-91	34-11	763	22.4	91-183	.497	20-54	.370	57-73	.781	76	2.2	76-21	110	89	6	47	259	7.6
1991-92	34-34	825	24.3	91-201	.453	31-90	.344	48-62	.774	61	1.8	72-1	108	64	1	25	261	7.7
Totals	116-47	2000	17.2	209-458	.456	57-174	.328	135-174	.776	170	1.5	207-3	278	209	10	86	610	5.3

**J.P. Prince #30 • G • 6-7 • 205 • Memphis, Tenn. (White Station HS/University of Arizona)**

Year	GP-GS	Min	Avg	FG-A	Pct	3FG-A	Pct	FT-A	Pct	Rebs	Avg	PF-FO	Ast	TO	Blk	Stl	Pts	Avg
2007-08	27-2	508	18.8	83-167	.497	2-13	.154	49-88	.557	87	3.2	61-0	49	45	14	26	217	8.0
2008-09	31-23	818	26.4	127-222	.572	3-24	.125	50-82	.610	130	4.2	95-4	97	65	20	47	307	9.9
2009-10	37-31	922	24.9	132-249	.530	11-34	.324	90-143	.629	138	3.7	98-2	113	89	18	57	365	9.9
Totals	95-56	2248	23.7	342-638	.536	16-71	.225	189-313	.604	355	3.7	254-7	259	199	52	130	889	9.4

**Kevin Punter Jr. #0 • G • 6-2 • 190 • Bronx, N.Y. (Salesian HS/State Fair CC [Mo.])**

Year	GP-GS	Min	Avg	FG-A	Pct	3FG-A	Pct	FT-A	Pct	Rebs	Avg	PF-FO	Ast	TO	Blk	Stl	Pts	Avg
2014-15	32-31	992	31.0	111-265	.419	43-122	.352	63-92	.685	67	2.1	90-4	60	56	6	51	328	10.3
2015-16	26-26	886	34.1	177-385	.460	58-157	.369	165-202	.817	90	3.5	73-0	91	66	6	36	577	22.2
Totals	58-57	1878	32.4	288-650	.443	101-279	.362	228-294	.776	157	2.7	163-4	151	122	12	87	905	15.6

**James Ratiff #11 • F • 6-8 • 215 • Washington, D.C. (Eastern HS)**

Year	GP-GS	Min	Avg	FG-A	Pct	3FG-A	Pct	FT-A	Pct	Rebs	Avg	PF-FO	Ast	TO	Blk	Stl	Pts	Avg
1977-78	26--	--	--	61-174	.351	--	--	19-36	.528	119	4.6	44-1	8	41	15	7	141	5.4

**Steve Ray #53 • F • 6-4 • 200 • Collinsville, Ill. (Collinsville HS)**

Year	GP-GS	Min	Avg	FG-A	Pct	3FG-A	Pct	FT-A	Pct	Rebs	Avg	PF-FO	Ast	TO	Blk	Stl	Pts	Avg
1978-79	21--	208	9.9	13-41	.317	--	--	25-36	.694	22	1.0	22-0	10	17	2	8	51	2.4
1979-80	25-22	664	26.6	68-158	.430	--	--	31-38	.816	68	2.7	57-2	46	35	5	18	167	6.7
1980-81	25-24	766	30.6	67-146	.459	--	--	22-28	.786	69	2.8	66-2	55	34	5	32	156	6.2
1981-82	30-30	1045	34.8	88-179	.492	--	--	31-43	.721	93	3.1	90-2	89	44	5	35	207	6.9
Totals	101-76	2683	26.6	236-524	.450	--	--	109-145	.752	252	2.5	235-6	200	130	17	93	581	5.8

**Derek Reese #3 • G • 6-7 • 230 • Orlando, Fla. (Olympia HS)**

Year	GP-GS	Min	Avg	FG-A	Pct	3FG-A	Pct	FT-A	Pct	Rebs	Avg	PF-FO	Ast	TO	Blk	Stl	Pts	Avg
2012-13	14-0	191	13.6	19-49	.388	10-31	.323	4-6	.667	29	2.1	13-0	7	5	1	4	52	3.7
2013-14	24-0	261	10.9	19-57	.333	10-36	.278	9-13	.692	72	3.0	38-0	7	11	11	5	57	2.4
2014-15	32-11	810	25.3	65-160	.406	20-60	.333	42-57	.737	170	5.3	69-1	28	37	10	21	192	6.0
2015-16	34-15	653	19.2	40-86	.465	7-15	.467	20-37	.541	184	5.4	64-3	28	18	20	17	107	3.1
Totals	104-26	1915	18.4	143-352	.406	47-142	.331	75-113	.664	455	4.4	184-4	70	71	42	47	408	3.9

**Ronnie Reese #34 • F • 6-8 • 200 • Franklin, Va. (Franklin HS)**

Year	GP-GS	Min	Avg	FG-A	Pct	3FG-A	Pct	FT-A	Pct	Rebs	Avg	PF-FO	Ast	TO	Blk	Stl	Pts	Avg
1987-88	19-2	146	7.7	13-46	.283	0-0	.000	3-8	.375	21	1.1	12-0	4	14	1	0	29	1.5
1988-89	22-2	167	7.6	14-40	.350	0-0	.000	4-7	.571	30	1.4	11-0	6	12	6	5	32	1.5
1989-90	30-30	748	24.9	120-219	.548	0-0	.000	33-57	.579	174	5.8	67-0	44	47	13	12	273	9.1
1990-91	34-24	693	20.4	112-201	.557	0-1	.000	47-77	.610	184	5.4	53-0	20	49	7	11	271	8.0
Totals	105-58	1754	16.7	259-506	.512	0-6	.000	87-149	.584	409	3.9	143-0	74	122	27	28	605	5.8

**Don Reeves #34 • F • 6-4 • 195 • Knoxville, Tenn. (Fulton HS)**

Year	GP-GS	Min	Avg	FG-A	Pct	3FG-A	Pct	FT-A	Pct	Rebs	Avg	PF-FO	Ast	TO	Blk	Stl	Pts	Avg
1956-57	12--	--	--	6-14	.429	--	--	5-12	.417	19	1.6	11--	--	--	--	--	17	1.4
1957-58	22--	--	--	54-92	.587	--	--	33-72	.458	105	4.8	36--	--	--	--	--	141	6.4
1958-59	22--	--	--	50-114	.439	--	--	48-77	.623	121	5.5	54-0	--	--	--	--	148	6.7
Totals	56--	--	--	110-220	.500	--	--	86-161	.534	245	4.4	101-0	--	--	--	--	306	5.5

**Anthony Richardson #20 • F • 6-6 • 195 • Goldsboro, N.C. (Goldsboro HS)**

Year	GP-GS	Min	Avg	FG-A	Pct	3FG-A	Pct	FT-A	Pct	Rebs	Avg	PF-FO	Ast	TO	Blk	Stl	Pts	Avg
1983-84	17-2	196	11.5	16-36	.444	--	--	2-6	.333	22	1.3	19-0	4	11	7	6	34	2.0
1984-85	37-27	1135	30.7	138-252	.548	--	--	123-155	.794	218	5.9	89-3	20	62	31	38	399	10.8
1985-86	25-16	621	24.8	74-162	.457	--	--	41-56	.732	76	3.0	35-1	51	60	8	17	189	7.6
1987-88	24-15	399	16.6	38-77	.494	1-4	.250	15-34	.441	85	3.5	37-0	23	29	4	15	92	3.8
Totals	103-60	2351	22.8	266-527	.505	1-4	.250	181-251	.721	401	3.9	180-4	98	162	50	76	714	6.9

**Josh Richardson #1 • G • 6-6 • 200 • Edmond, Okla. (Santa Fe HS)**

Year	GP-GS	Min	Avg	FG-A	Pct	3FG-A	Pct	FT-A	Pct	Rebs	Avg	PF-FO	Ast	TO	Blk	Stl	Pts	Avg
2011-12	34-9	543	16.0	36-102	.353	9-38	.237	16-25	.640	47	1.4	61-0	24	32	19	18	97	2.9
2012-13	33-33	1013	30.7	99-211	.469	9-42	.214	54-78	.692	143	4.3	82-0	51	55	23	35	261	7.9
2013-14	37-36	1122	30.3	139-293	.474	34-100</												

# ALL-TIME PLAYER STATS

## Lloyd Richardson #21 • F • 6-8 • 210 • Rogersville, Tenn. (Rogersville HS)

Year	GP-GS	Min	Avg	FG-A	Pct	3FG-A	Pct	FT-A	Pct	Rebs	Avg	PF-FO	Ast	TO	Bk	Stl	Pts	Avg
1970-71	28--	--	--	58-131	.443	--	--	34-42	.810	119	4.3	38-1	8	--	--	--	150	5.4
1971-72	24--	--	--	71-174	.408	--	--	28-37	.757	128	5.3	36-0	48	--	--	--	170	7.1
1972-73	21--	--	--	15-34	.441	--	--	5-12	.417	33	1.6	11-0	7	--	--	--	35	1.7
Totals	73--	--	--	144-339	.425	--	--	67-91	.736	280	3.8	85-1	63	--	--	--	355	4.9

## Bob Risser #20 • G • 6-1 • 170 • Nashville, Tenn. (Des Moines [Iowa] Roosevelt HS)

Year	GP-GS	Min	Avg	FG-A	Pct	3FG-A	Pct	FT-A	Pct	Rebs	Avg	PF-FO	Ast	TO	Bk	Stl	Pts	Avg
1956-57	16--	--	--	7-23	.304	--	--	2-3	.667	12	0.8	13--	--	--	--	--	16	1.0
1957-58	23--	--	--	84-214	.393	--	--	37-54	.685	78	3.4	62--	--	--	--	--	205	8.9
1958-59	21--	--	--	44-125	.352	--	--	13-21	.619	30	1.4	48-2	--	--	--	--	101	4.8
Totals	60--	--	--	135-362	.373	--	--	52-78	.667	120	2.0	123-2	--	--	--	--	322	5.4

## Steve Rivers #25 • G • 6-5 • 215 • Charlotte, N.C. (West Charlotte HS)

Year	GP-GS	Min	Avg	FG-A	Pct	3FG-A	Pct	FT-A	Pct	Rebs	Avg	PF-FO	Ast	TO	Bk	Stl	Pts	Avg
1989-90	27-17	34.6	12.8	34-84	.405	0-0	.000	16-28	.571	54	2.0	40-0	28	20	3	20	84	3.1
1990-91	34-22	73.7	21.7	74-154	.481	0-2	.000	40-61	.656	134	3.9	61-0	67	58	17	24	188	5.5
1991-92	27-0	39.5	14.6	37-91	.407	3-4	.750	15-19	.789	59	2.2	42-0	27	23	4	19	92	3.4
Totals	88-39	147.8	16.8	145-329	.441	3-6	.500	71-108	.657	247	2.8	143-0	122	101	24	63	364	4.1

## Austin "Red" Robbins #32 • F/C • 6-9 • 200 • Groveland, Fla. (Groveland HS/Chipola JC)

Year	GP-GS	Min	Avg	FG-A	Pct	3FG-A	Pct	FT-A	Pct	Rebs	Avg	PF-FO	Ast	TO	Bk	Stl	Pts	Avg
1964-65	22--	--	--	89-184	.484	--	--	47-76	.618	198	9.0	55-0	--	--	--	--	225	10.2
1965-66	26--	--	--	172-361	.476	--	--	101-139	.727	327	12.6	68-0	--	--	--	--	445	17.1
Totals	48--	--	--	261-545	.479	--	--	148-215	.688	525	10.9	123-0	--	--	--	--	670	14.0

## Maurice Robertson #42 • F • 6-5 • 210 • New Orleans, La. (St. Augustine HS)

Year	GP-GS	Min	Avg	FG-A	Pct	3FG-A	Pct	FT-A	Pct	Rebs	Avg	PF-FO	Ast	TO	Bk	Stl	Pts	Avg
1995-96	19-5	24.6	12.9	25-66	.379	3-9	.333	15-17	.882	45	2.4	28-0	12	29	0	2	68	3.6
1996-97	1-0	1.0	1.0	0-0	.000	0-0	.000	0-0	.000	1	1.0	0-0	0	0	0	0	0	0.0
Totals	20-5	24.7	12.4	25-66	.379	3-9	.333	15-17	.882	46	2.3	28-0	12	29	0	2	68	3.4

## Pat Robinette #30 • G • 6-2 • 178 • Bristol, Va. (Virginia HS)

Year	GP-GS	Min	Avg	FG-A	Pct	3FG-A	Pct	FT-A	Pct	Rebs	Avg	PF-FO	Ast	TO	Bk	Stl	Pts	Avg
1962-63	22--	--	--	19-46	.413	--	--	6-11	.545	27	1.2	22-1	--	--	--	--	44	2.0
1963-64	23--	--	--	39-97	.402	--	--	12-24	.500	58	2.5	32-0	--	--	--	--	90	3.9
1964-65	24--	--	--	53-153	.346	--	--	52-58	.897	79	3.3	50-1	--	--	--	--	158	6.6
Totals	69--	--	--	111-296	.375	--	--	70-93	.753	164	2.4	104-2	--	--	--	--	292	4.2

## Larry Robinson #43 • F • 6-5 • 190 • Appomattox, Va. (Carver-Price HS/Ferrum JC)

Year	GP-GS	Min	Avg	FG-A	Pct	3FG-A	Pct	FT-A	Pct	Rebs	Avg	PF-FO	Ast	TO	Bk	Stl	Pts	Avg
1971-72	25--	--	--	89-162	.549	--	--	77-108	.715	225	9.0	86-7	41	--	--	--	255	10.2
1972-73	24--	--	--	115-178	.646	--	--	50-80	.625	204	8.5	81-6	41	--	--	--	280	11.7
Totals	49--	--	--	204-340	.600	--	--	127-188	.676	429	8.8	167-13	82	--	--	--	535	10.9

## Ron Robinson #54 • F • 6-9 • 230 • Cookeville, Tenn. (Cookeville HS)

Year	GP-GS	Min	Avg	FG-A	Pct	3FG-A	Pct	FT-A	Pct	Rebs	Avg	PF-FO	Ast	TO	Bk	Stl	Pts	Avg
1989-90	2-0	6.0	3.0	1-3	.333	0-0	.000	0-0	.000	2	1.0	0-0	0	0	1	0	2	1.0
1990-91	3-0	23	7.7	1-5	.200	0-0	.000	2-2	1.00	6	2.0	3-0	0	2	0	4	1.3	
Totals	5-0	29	5.8	2-8	.250	0-0	.000	2-2	1.00	8	1.6	3-0	0	2	1	0	6	1.2

## Doug Roth #50 • C • 6-11 • 255 • Knoxville, Tenn. (Karns HS)

Year	GP-GS	Min	Avg	FG-A	Pct	3FG-A	Pct	FT-A	Pct	Rebs	Avg	PF-FO	Ast	TO	Bk	Stl	Pts	Avg
1985-86	26-3	36.6	14.1	38-97	.392	--	--	11-13	.846	57	2.2	49-1	12	22	18	9	87	3.3
1986-87	29-29	87.9	30.3	120-247	.486	8-14	.571	32-48	.667	201	6.9	92-2	29	45	32	11	280	9.7
1987-88	29-21	58.2	20.1	84-200	.420	9-25	.360	22-36	.611	141	4.9	75-3	39	45	36	12	199	6.9
1988-89	30-28	82.0	27.3	127-239	.531	11-31	.355	32-56	.571	243	8.1	85-2	62	62	60	28	297	9.9
Totals	114-81	264.7	23.2	369-783	.471	28-70	.400	97-153	.634	642	5.6	301-8	142	174	146	60	863	7.6

## Rob Sandford #32 • F • 6-5 • 170 • Chattanooga, Tenn. (Red Bank HS)

Year	GP-GS	Min	Avg	FG-A	Pct	3FG-A	Pct	FT-A	Pct	Rebs	Avg	PF-FO	Ast	TO	Bk	Stl	Pts	Avg
1962-63	3--	--	--	0-1	.000	--	--	0-1	.000	0	0.0	0-0	--	--	--	--	0	0.0

## Bob Schaumann #17 • C • 6-5 • 195 • Michigan City, Ind. (Isaac Elston HS)

Year	GP-GS	Min	Avg	FG-A	Pct	3FG-A	Pct	FT-A	Pct	Rebs	Avg	PF-FO	Ast	TO	Bk	Stl	Pts	Avg
1959-60	1--	--	--	1-1	1.00	--	--	0-0	.000	1	1.0	0-0	--	--	--	--	2	2.0
1960-61	1--	--	--	0-0	.000	--	--	0-0	.000	0	0.0	0-0	--	--	--	--	0	0.0
Totals	2--	--	--	1-1	1.00	--	--	0-0	.000	1	0.5	0-0	--	--	--	--	2	1.0

## Admiral Schofield #5 • G • 6-5 • 241 • Zion, Ill. (Zion-Benton Township HS)

Year	GP-GS	Min	Avg	FG-A	Pct	3FG-A	Pct	FT-A	Pct	Rebs	Avg	PF-FO	Ast	TO	Bk	Stl	Pts	Avg
2015-16	32-22	59.8	18.7	92-207	.444	25-83	.301	35-39	.897	129	4.0	88-2	29	22	10	12	244	7.6
2016-17	28-1	53.5	19.0	78-172	.453	21-54	.389	53-68	.779	124	4.4	65-2	31	32	5	9	230	8.2
2017-18	35-34	98.2	28.1	177-396	.447	64-162	.395	68-90	.756	224	6.4	102-5	52	63	15	34	486	13.9
2018-19	37-37	117.4	31.7	238-502	.474	74-177	.418	60-86	.698	227	6.1	94-2	75	70	17	33	610	16.5
Totals	132-94	328.7	24.9	585-1277	.458	184-476	.387	216-283	.763	704	5.3	349-11	177	187	47	88	1570	11.9

## Danny Schultz #14 • G • 6-0 • 165 • Middlesboro, Ky. (Middlesboro HS)

Year	GP-GS	Min	Avg	FG-A	Pct	3FG-A	Pct	FT-A	Pct	Rebs	Avg	PF-FO	Ast	TO	Bk	Stl	Pts	Avg
1962-63	21--	--	--	122-298	.409	--	--	89-102	.873	49	2.3	41-2	--	--	--	--	333	15.9
1963-64	24--	--	--	169-357	.473	--	--	101-113	.894	50	2.1	41-0	--	--	--	--	439	18.3
Totals	45--	--	--	291-655	.444	--	--	190-215	.884	99	2.2	82-2	--	--	--	--	772	17.2

## Charles Scott #50 • F • 6-4 • 200 • Knoxville, Tenn. (West HS)

Year	GP-GS	Min	Avg	FG-A	Pct	3FG-A	Pct	FT-A	Pct	Rebs	Avg	PF-FO	Ast	TO	Bk	Stl	Pts	Avg
1956-57	4--	--	--	1-1	1.00	--	--	0-2	.000	0	0.0	1--	--	--	--	--	2	0.5
1957-58	21--	--	--	30-77	.390	--	--	21-33	.636	83	4.0	27--	--	--	--	--	81	3.9
1958-59	22--	--	--	48-130	.369	--	--	32-57	.561	155	7.0	46-1	--	--	--	--	128	5.8
Totals	47--	--	--	79-208	.380	--	--	53-92	.576	238	5.1	74-1	--	--	--	--	211	4.5

**Bill Seale #53 • C • 6-6 • 190 • El Paso, Texas (Eastwood HS)**

Year	GP-GS	Min	Avg	FG-A	Pct	3FG-A	Pct	FT-A	Pct	Rebs	Avg	PF-FO	Ast	TO	Blk	Stl	Pts	Avg
1972-73	5--	--	--	--	--	--	--	1-2	500	3	0.6	3-0	0	--	--	--	8	1.6
1973-74	5--	--	--	--	2-8	250	--	2-5	400	9	1.8	5-0	0	--	--	--	6	1.2
Totals	10--	--	--	--	3-10	300	--	8-13	.615	12	1.2	8-0	0	--	--	--	14	1.4

**Anthony Sewell #12 • G • 5-10 • 175 • Knoxville, Tenn. (Carter HS)**

Year	GP-GS	Min	Avg	FG-A	Pct	3FG-A	Pct	FT-A	Pct	Rebs	Avg	PF-FO	Ast	TO	Blk	Stl	Pts	Avg
1995-96	1-0	1	1.0	0-0	0.000	0-0	0.000	1-2	500	1	1.0	0-0	0	0	0	0	1	1.0
1996-97	1-0	2	2.0	0-0	0.000	0-0	0.000	0-0	0.000	0	0.0	0-0	0	1	0	0	0	0.0
1997-98	16-0	66	4.1	2-9	.222	1-5	.200	0-0	0.000	8	0.5	10-0	4	10	0	3	5	0.3
Totals	18-0	69	3.8	2-9	.222	1-5	.200	1-2	.500	9	0.5	10-0	4	11	0	3	6	0.3

**John Sheffield #22/#23**

Year	GP-GS	Min	Avg	FG-A	Pct	3FG-A	Pct	FT-A	Pct	Rebs	Avg	PF-FO	Ast	TO	Blk	Stl	Pts	Avg
1961-62	18--	--	--	45-145	.310	--	--	37-44	.841	46	2.6	54-3	--	--	--	--	127	7.1

**Shun Sheffield #50 • F/C • 6-10 • 230 • Albany, Ga. (Westover HS)**

Year	GP-GS	Min	Avg	FG-A	Pct	3FG-A	Pct	FT-A	Pct	Rebs	Avg	PF-FO	Ast	TO	Blk	Stl	Pts	Avg
1991-92	24-0	177	7.4	13-26	.500	0-0	0.000	10-24	.417	33	1.4	27-0	3	15	1	5	36	1.5
1992-93	27-9	328	12.1	27-64	.422	0-0	0.000	20-28	.714	70	2.6	38-0	8	20	8	6	74	2.7
1993-94	26-18	557	21.4	95-159	.597	0-0	0.000	64-90	.711	102	3.9	62-0	22	47	28	9	254	9.8
Totals	77-27	1062	13.8	135-249	.542	0-0	0.000	94-142	.662	205	2.7	127-0	33	82	37	20	364	4.7

**Dalen Showler #42 • F • 6-6 • 195 • Logansport, Ind. (Logansport HS)**

Year	GP-GS	Min	Avg	FG-A	Pct	3FG-A	Pct	FT-A	Pct	Rebs	Avg	PF-FO	Ast	TO	Blk	Stl	Pts	Avg
1957-58	23--	--	--	116-310	.374	--	--	47-85	.553	270	11.7	38--	--	--	--	--	279	12.1
1958-59	22--	--	--	102-276	.370	--	--	73-107	.682	211	9.6	52-2	--	--	--	--	277	12.6
1959-60	23--	--	--	126-326	.387	--	--	86-118	.729	222	9.7	56-1	--	--	--	--	338	14.7
Totals	68--	--	--	344-912	.377	--	--	206-310	.665	703	10.3	146-3	--	--	--	--	894	13.1

**Gene Simpson #12 • G**

Year	GP-GS	Min	Avg	FG-A	Pct	3FG-A	Pct	FT-A	Pct	Rebs	Avg	PF-FO	Ast	TO	Blk	Stl	Pts	Avg
1955-56	14--	--	--	12-30	.400	--	--	15-28	.536	25	1.8	14--	--	--	--	--	39	2.8

**Ron Slay #35 • F • 6-8 • 240 • Nashville, Tenn. (Pearl-Cohn HS/Oak Hill Academy)**

Year	GP-GS	Min	Avg	FG-A	Pct	3FG-A	Pct	FT-A	Pct	Rebs	Avg	PF-FO	Ast	TO	Blk	Stl	Pts	Avg
1999-00	33-1	572	17.3	117-229	.511	11-27	.407	75-94	.798	146	4.4	69-3	17	47	7	17	320	9.7
2000-01	33-7	749	22.7	145-289	.502	16-45	.356	120-171	.702	176	5.3	98-35	33	65	9	11	426	12.9
2001-02	14-11	342	24.4	70-143	.490	11-32	.344	56-74	.757	91	6.5	38-1	29	42	0	4	207	14.8
2002-03	29-29	991	34.2	211-434	.486	43-115	.374	151-193	.782	226	7.8	86-3	61	108	4	21	616	21.2
Totals	109-48	2654	24.3	543-1095	.496	81-219	.370	402-532	.756	639	5.9	291-10	140	262	20	53	1569	14.4

**David Smith #15 • G • 6-1 • 170 • Urichville, Ohio (Claymont HS)**

Year	GP-GS	Min	Avg	FG-A	Pct	3FG-A	Pct	FT-A	Pct	Rebs	Avg	PF-FO	Ast	TO	Blk	Stl	Pts	Avg
1973-74	2--	--	--	1-4	.250	--	--	0-0	0.000	1	0.5	2-0	1	--	--	--	2	1.0

**Eric Smith #21 • G • 6-1 • 190 • Chattanooga, Tenn. (Baylor HS)**

Year	GP-GS	Min	Avg	FG-A	Pct	3FG-A	Pct	FT-A	Pct	Rebs	Avg	PF-FO	Ast	TO	Blk	Stl	Pts	Avg
1987-88	6-0	16	2.7	0-3	0.000	0-1	0.000	3-4	.750	1	0.2	2-0	4	4	0	0	3	0.5
1988-89	4-0	7	1.8	2-4	.500	1-1	1.000	2-2	1.000	2	0.5	0-0	1	2	0	0	7	1.8
1989-90	4-0	14	3.5	2-4	.500	0-0	0.000	5-6	.833	3	0.8	0-0	5	5	0	1	9	2.3
Totals	14-0	37	2.6	4-11	.364	1-2	.500	10-12	.833	6	0.4	2-0	10	11	0	1	19	1.4

**JaJuan Smith #10/#2 • G • 6-2 • 190 • Cleveland, Tenn. (McMinn County HS)**

Year	GP-GS	Min	Avg	FG-A	Pct	3FG-A	Pct	FT-A	Pct	Rebs	Avg	PF-FO	Ast	TO	Blk	Stl	Pts	Avg
2004-05	25-0	200	8.0	17-54	.315	10-34	.294	4-9	.444	20	0.8	15-0	11	10	1	9	48	1.9
2005-06	30-0	720	24.0	95-239	.397	61-162	.377	33-58	.569	92	3.1	57-0	57	40	4	0	284	9.5
2006-07	35-35	1012	28.9	183-402	.455	89-242	.368	78-107	.729	159	4.5	90-2	46	63	8	73	533	15.2
2007-08	36-36	992	27.6	174-377	.462	93-243	.383	78-102	.765	134	3.7	88-2	81	61	1	61	519	14.4
Totals	126-71	2924	23.2	469-1072	.438	253-681	.372	193-276	.699	405	3.2	250-4	195	174	13	183	1384	11.0

**Jordan Smith #21 • F • 6-4 • 190 • Knoxville, Tenn. (West HS)**

Year	GP-GS	Min	Avg	FG-A	Pct	3FG-A	Pct	FT-A	Pct	Rebs	Avg	PF-FO	Ast	TO	Blk	Stl	Pts	Avg
2005-06	4-0	4	1.0	0-0	0.000	0-0	0.000	0-0	0.000	2	0.5	0-0	0	4	1	0	0	0.0

**Ramar Smith #12 • G • 6-2 • 185 • Mt. Clemens, Mich. (Martin Luther King HS)**

Year	GP-GS	Min	Avg	FG-A	Pct	3FG-A	Pct	FT-A	Pct	Rebs	Avg	PF-FO	Ast	TO	Blk	Stl	Pts	Avg
2006-07	35-28	952	27.2	128-293	.437	18-58	.310	102-154	.662	117	3.3	87-2	108	87	4	40	376	10.7
2007-08	36-17	768	21.3	92-211	.436	5-22	.227	78-133	.586	84	2.3	91-0	116	77	1	40	267	7.4
Totals	71-45	1720	24.2	220-504	.437	23-80	.288	180-287	.627	201	2.8	178-2	224	164	10	80	643	9.1

**Tyler Smith #1 • F • 6-7 • 215 • Pulaski, Tenn. (Giles County HS/Hargrave Acad./University of Iowa)**

Year	GP-GS	Min	Avg	FG-A	Pct	3FG-A	Pct	FT-A	Pct	Rebs	Avg	PF-FO	Ast	TO	Blk	Stl	Pts	Avg
2007-08	36-35	1017	28.3	181-338	.536	14-37	.378	113-160	.706	242	6.7	92-1	122	79	20	50	489	13.6
2008-09	34-34	1107	32.6	196-446	.439	28-96	.292	170-222	.766	196	5.8	72-0	114	70	7	25	590	17.4
2009-10	12-12	321	26.8	47-82	.573	0-3	0.000	46-66	.697	56	4.7	24-1	44	16	3	17	140	11.7
Totals	82-81	2445	29.8	424-866	.490	42-136	.309	329-448	.734	494	6.0	188-2	280	165	30	92	1219	14.9

**Mike Smithson #41 • F • 6-8 • 185 • Centerville, Tenn. (Hickman County HS)**

Year	GP-GS	Min	Avg	FG-A	Pct	3FG-A	Pct	FT-A	Pct	Rebs	Avg	PF-FO	Ast	TO	Blk	Stl	Pts	Avg
1974-75	12--	--	--	13-21	.619	--	--	0-1	0.000	19	1.6	15-0	0	--	--	--	26	2.2
1975-76	4--	--	--	2-5	.400	--	--	1-3	.333	6	1.5	3-0	0	--	--	--	5	1.3
Totals	16--	--	--	15-26	.577	--	--	1-4	.250	25	1.6	18-0	0	--	--	--	31	1.9

**Fred Smithwick #31 • F • 6-7 • 217 • Memphis, Tenn. (Christian Brothers HS)**

Year	GP-GS	Min	Avg	FG-A	Pct	3FG-A	Pct	FT-A	Pct	Rebs	Avg	PF-FO	Ast	TO	Blk	Stl	Pts	Avg
2001-02	2-0	2	1.0	0-0	0.000	0-0	0.000	0-0	0.000	0	0.0	0-0	0	0	0	0	0	0.0
2002-03	3-0	4	1.3	0-0	0.000	0-0	0.000	1	0.3	1-0	1.0	0	2	0	0	0	0	0.0
2003-04	6-0	7	1.2	1-3	.333	1-11	.091	2-21	.095	1	0.2	2-0	1	0	0	0	5	0.8
2004-05	5-1	10	2.0	0-1	0.000	0-0	0.000	1-2	.									

**ALL-TIME PLAYER STATS**

**John Snodgrass**

**#54 • C • 6-10 • 195 • Chattanooga, Tenn. (McCallie HS)**

Year	GP-GS	Min	Avg	FG-A	Pct	3FG-A	Pct	FT-A	Pct	Rebs	Avg	PF-FO	Ast	TO	Blk	Stl	Pts	Avg
1983-84	16-0	81	5.1	10-17	.588	--	--	5-5	1.00	15	0.9	14-0	3	7	4	2	25	1.6
1984-85	16-0	76	4.8	7-13	.538	--	--	0-2	.000	14	0.9	13-0	1	4	2	0	14	0.9
Totals	32-0	157	4.9	17-30	.567	--	--	5-7	.714	29	0.9	27-0	4	11	6	2	39	1.2

**John Snow**

**#45 • G • 6-0 • 165 • Newark, Ohio (Newark HS)**

Year	GP-GS	Min	Avg	FG-A	Pct	3FG-A	Pct	FT-A	Pct	Rebs	Avg	PF-FO	Ast	TO	Blk	Stl	Pts	Avg
1971-72	20--	--	--	83-191	.435	--	--	36-48	.750	76	3.8	31-0	40	--	--	--	202	10.1
1972-73	24--	--	--	136-299	.455	--	--	43-52	.827	97	4.0	68-2	53	--	--	--	315	13.1
1973-74	26--	--	--	173-412	.420	--	--	81-91	.890	95	3.7	68-2	47	--	--	--	427	16.4
Totals	70--	--	--	392-902	.435	--	--	160-191	.838	268	3.8	167-4	140	--	--	--	944	13.5

**Russ Spivey**

**#22 • G • 6-2 • 175 • McMinnville, Tenn. (Warren County HS)**

Year	GP-GS	Min	Avg	FG-A	Pct	3FG-A	Pct	FT-A	Pct	Rebs	Avg	PF-FO	Ast	TO	Blk	Stl	Pts	Avg
1985-86	6-0	8	1.3	0-1	.000	--	--	0-0	.000	1	0.2	1-0	0	1	0	0	0	0.0
1986-87	11-0	44	4.0	4-9	.444	1-4	.250	4-7	.571	9	0.8	1-0	7	4	0	3	13	1.2
1987-88	8-4	38	4.8	0-4	.000	0-3	.000	2-2	1.00	3	0.4	2-0	5	2	0	1	2	0.3
Totals	25-4	90	3.6	4-14	.286	1-7	.143	6-9	.667	13	0.5	4-0	12	7	0	4	15	0.6

**Mike Stapleton**

**#20 • F • 6-4 • 200 • Salem, Ohio (Salem HS)**

Year	GP-GS	Min	Avg	FG-A	Pct	3FG-A	Pct	FT-A	Pct	Rebs	Avg	PF-FO	Ast	TO	Blk	Stl	Pts	Avg
1976-77	6--	--	--	1-7	.143	--	--	2-2	1.00	6	1.0	4-0	0	--	--	--	4	0.7
1977-78	7--	--	--	2-8	.250	--	--	6-6	1.00	8	1.1	2-0	0	2	1	0	10	1.4
1978-79	9--	26	2.9	1-4	.250	--	--	0-1	.000	5	0.6	14-1	4	6	2	0	2	0.2
1979-80	6-1	18	3.0	1-3	.333	--	--	3-4	.750	5	0.8	4-0	2	2	1	1	5	0.8
Totals	28-1	44	--	5-22	.227	--	--	11-13	.846	24	0.9	24-1	6	10	4	1	21	0.8

**Jarnell Stokes**

**#5 • F • 6-8 • 260 • Memphis, Tenn. (Southwind HS)**

Year	GP-GS	Min	Avg	FG-A	Pct	3FG-A	Pct	FT-A	Pct	Rebs	Avg	PF-FO	Ast	TO	Blk	Stl	Pts	Avg
2011-12	17-14	436	25.6	63-118	.534	0-3	.000	37-65	.569	126	7.4	39-1	12	35	23	16	163	9.6
2012-13	33-33	952	28.8	149-282	.528	0-0	.000	110-194	.567	318	9.6	78-4	42	68	37	23	408	12.4
2013-14	37-37	1199	32.4	199-375	.531	0-0	.000	160-230	.696	392	10.6	73-2	75	77	34	26	558	15.1
Totals	87-84	2587	29.7	411-775	.530	0-3	.000	307-489	.628	836	9.6	190-7	129	180	94	65	1129	13.0

**Derek Stribling**

**#21 • F • 6-6 • 185 • Tallahassee, Fla. (Rickards HS)**

Year	GP-GS	Min	Avg	FG-A	Pct	3FG-A	Pct	FT-A	Pct	Rebs	Avg	PF-FO	Ast	TO	Blk	Stl	Pts	Avg
2001-02	31-2	307	9.9	26-78	.333	1-6	.167	4-6	.667	38	1.2	29-0	16	26	1	10	57	1.8
2002-03	27-8	265	9.8	28-60	.467	1-1	1.00	16-18	.889	42	1.6	33-0	16	18	4	14	73	2.7
Totals	58-10	572	9.9	54-138	.391	2-7	.286	20-24	.833	80	1.4	62-0	32	44	5	24	130	2.2

**Tyler Summitt**

**#14 • G • 6-1 • 180 • Knoxville, Tenn. (The Webb School)**

Year	GP-GS	Min	Avg	FG-A	Pct	3FG-A	Pct	FT-A	Pct	Rebs	Avg	PF-FO	Ast	TO	Blk	Stl	Pts	Avg
2010-11	4-0	7	1.8	1-11	.000	1-11	.000	0-0	.000	1	0.3	0-0	0	0	0	0	3	0.8
2011-12	3-0	3	1.0	0-0	.000	0-0	.000	0-0	.000	0	0.0	1-0	1	0	0	0	0	0.0
Totals	7-0	10	1.4	1-11	.000	1-11	.000	0-0	.000	1	0.1	1-0	0	1	0	0	3	0.4

**Clarence Swearingen**

**#11 • G • 6-3 • 180 • Memphis, Tenn. (Kingsbury HS/Connors State JC)**

Year	GP-GS	Min	Avg	FG-A	Pct	3FG-A	Pct	FT-A	Pct	Rebs	Avg	PF-FO	Ast	TO	Blk	Stl	Pts	Avg
1987-88	28-25	773	27.6	90-179	.503	1-8	.125	43-78	.551	56	2.0	84-5	122	77	2	55	224	8.0
1988-89	30-28	920	30.7	131-258	.508	3-20	.150	86-147	.585	101	3.4	92-4	141	85	5	66	351	11.7
Totals	58-53	1693	29.2	221-437	.506	4-28	.143	129-225	.573	157	2.7	176-9	263	162	7	121	575	9.9

**Joe Sylve**

**#43 • F • 6-5 • 185 • New Orleans, La. (Brother Martin HS)**

Year	GP-GS	Min	Avg	FG-A	Pct	3FG-A	Pct	FT-A	Pct	Rebs	Avg	PF-FO	Ast	TO	Blk	Stl	Pts	Avg
1980-81	1--	2	2.0	0-3	.000	--	--	0-0	.000	2	2.0	1-0	0	0	0	0	0	0.0

**Josh Tabb**

**#25 • G • 6-4 • 193 • Carbondale, Ill. (Harmony Community School)**

Year	GP-GS	Min	Avg	FG-A	Pct	3FG-A	Pct	FT-A	Pct	Rebs	Avg	PF-FO	Ast	TO	Blk	Stl	Pts	Avg
2006-07	35-3	616	17.6	53-106	.500	13-43	.302	5-13	.385	97	2.8	66-0	37	44	2	30	124	3.5
2007-08	29-0	261	9.3	16-33	.485	4-15	.267	0-2	.000	43	1.5	22-0	31	15	2	19	36	1.3
2008-09	33-11	566	17.2	43-85	.506	14-33	.424	13-28	.464	59	1.8	55-0	56	33	4	24	113	3.4
Totals	96-14	1443	15.0	112-224	.500	31-90	.344	18-43	.419	199	2.1	143-0	124	92	8	73	273	2.8

**Tom Tarver**

**#17 • G • 6-1 • 165 • Knoxville, Tenn.**

Year	GP-GS	Min	Avg	FG-A	Pct	3FG-A	Pct	FT-A	Pct	Rebs	Avg	PF-FO	Ast	TO	Blk	Stl	Pts	Avg
1948-49	9--	--	--	1-11	.091	--	--	1-3	.333	--	--	2--	--	--	--	--	3	0.3

**Cameron Tatum**

**#23 • G/F • 6-7 • 193 • Tucker, Ga. (Tucker HS/The Patterson School)**

Year	GP-GS	Min	Avg	FG-A	Pct	3FG-A	Pct	FT-A	Pct	Rebs	Avg	PF-FO	Ast	TO	Blk	Stl	Pts	Avg
2007-08	7-0	74	10.6	13-26	.500	3-8	.375	6-14	.429	16	2.3	8-0	6	8	2	8	35	5.0
2008-09	34-4	626	18.4	91-217	.419	43-134	.321	32-53	.604	76	2.2	52-0	30	41	6	17	257	7.6
2009-10	29-6	491	16.9	75-156	.481	28-72	.389	38-56	.679	63	2.2	50-0	31	26	3	16	216	7.4
2010-11	34-33	857	25.2	97-259	.375	34-125	.272	70-105	.667	105	3.1	63-0	78	57	12	30	298	8.8
2011-12	34-34	991	29.1	93-264	.352	47-137	.343	44-58	.759	141	4.1	62-1	87	62	4	26	277	8.1
Totals	138-77	3039	22.0	369-922	.400	155-476	.326	190-286	.664	401	2.9	235-1	232	194	27	97	1083	7.8

**Ron Taylor**

**#15 • G • 6-3 • 190 • Moulton, Ala. (Lawrence County HS/NW Alabama State)**

Year	GP-GS	Min	Avg	FG-A	Pct	3FG-A	Pct	FT-A	Pct	Rebs	Avg	PF-FO	Ast	TO	Blk	Stl	Pts	Avg
1988-89	19-3	187	9.8	31-83	.373	27-71	.380	5-9	.556	19	1.0	24-0	11	8	0	9	94	4.9
1989-90	29-8	477	16.4	69-172	.401	37-106	.349	13-24	.542	58	2.0	33-0	28	36	1	14	188	6.5
Totals	48-11	664	13.8	100-255	.392	64-177	.362	18-33	.545	77	1.6	57-0	39	44	1	23	282	5.9

**Kenne Tefeteller**

**#23 • G • 6-3 • 180 • Maryville, Tenn. (Everett HS/Walters State CC)**

Year	GP-GS	Min	Avg	FG-A	Pct	3FG-A	Pct	FT-A	Pct	Rebs	Avg	PF-FO	Ast	TO	Blk	Stl	Pts	Avg
1977-78	14--	--	--	7-20	.350	--	--	6-8	.750	15	1.1	5-0	3	4	0	3	20	1.4
1978-79	17--																	

**Eddie Test #22 • G • 6-3 • 195 • Chattanooga, Tenn. (Central HS)**

Year	GP-GS	Min	Avg	FG-A	Pct	3FG-A	Pct	FT-A	Pct	Rebs	Avg	PF-FO	Ast	TO	Blk	Stl	Pts	Avg
1959-60	23--	--	--	81-217	.373	--	--	63-89	.708	185	8.0	85-6	--	--	--	--	225	9.8
1960-61	25--	--	--	100-276	.362	--	--	80-125	.640	200	8.0	72-5	--	--	--	--	280	11.2
Totals	48--	--	--	181-493	.367	--	--	143-214	.668	385	8.0	157-11	--	--	--	--	505	10.5

**Kyle Testerman #20 • F • 6-3 • 195 • Knoxville, Tenn. (Knoxville HS)**

Year	GP-GS	Min	Avg	FG-A	Pct	3FG-A	Pct	FT-A	Pct	Rebs	Avg	PF-FO	Ast	TO	Blk	Stl	Pts	Avg
1953-54	1--	--	--	0-3	.000	--	--	0-0	.000	1	1.0	0-0	--	--	--	--	0	0.0
1954-55	5--	--	--	0-7	.000	--	--	3-6	.500	8	1.6	3-0	--	--	--	--	3	0.6
Totals	6--	--	--	0-10	.000	--	--	3-6	.500	9	1.5	3-0	--	--	--	--	3	0.5

**Jack Thomas #17/#33**

Year	GP-GS	Min	Avg	FG-A	Pct	3FG-A	Pct	FT-A	Pct	Rebs	Avg	PF-FO	Ast	TO	Blk	Stl	Pts	Avg
1947-48	13--	--	--	6-27	.222	--	--	3-8	.375	--	--	14--	--	--	--	--	15	1.2

**Stacey Thomas #24 • C • 6-7 • 230 • Gainesville, Ga. (East Hall HS)**

Year	GP-GS	Min	Avg	FG-A	Pct	3FG-A	Pct	FT-A	Pct	Rebs	Avg	PF-FO	Ast	TO	Blk	Stl	Pts	Avg
1984-85	21-0	175	8.3	24-54	.444	0-0	.000	7-13	.538	29	1.4	41-0	2	12	2	4	55	2.6

**Darius Thompson #15 • G • 6-5 • 181 • Murfreesboro, Tenn. (Blackman HS)**

Year	GP-GS	Min	Avg	FG-A	Pct	3FG-A	Pct	FT-A	Pct	Rebs	Avg	PF-FO	Ast	TO	Blk	Stl	Pts	Avg
2013-14	37-10	620	16.8	32-84	.381	8-41	.195	23-31	.742	73	2.0	56-2	87	34	8	36	95	2.6

**Herman Thompson #15 • G • 5-11 • 160 • Alcoa, Tenn. (Alcoa HS)**

Year	GP-GS	Min	Avg	FG-A	Pct	3FG-A	Pct	FT-A	Pct	Rebs	Avg	PF-FO	Ast	TO	Blk	Stl	Pts	Avg
1953-54	22--	--	--	62-178	.348	--	--	32-56	.571	73	3.3	50--	--	--	--	--	156	7.1
1954-55	22--	--	--	122-298	.409	--	--	66-97	.680	106	4.8	67--	--	--	--	--	300	14.1
1955-56	24--	--	--	159-414	.384	--	--	115-175	.657	120	5.0	62--	--	--	--	--	433	18.0
1956-57	22--	--	--	152-388	.392	--	--	116-155	.748	95	4.3	56--	--	--	--	--	420	19.1
Totals	90--	--	--	495-1278	.387	--	--	329-483	.681	394	4.4	235--	--	--	--	--	1319	14.7

**Shaun Thompson #40 • F • 6-7 • 210 • Fitzgerald, Ga. (Fitzgerald HS)**

Year	GP-GS	Min	Avg	FG-A	Pct	3FG-A	Pct	FT-A	Pct	Rebs	Avg	PF-FO	Ast	TO	Blk	Stl	Pts	Avg
1988-89	3-0	7	2.3	1-2	.500	0-0	.000	4-4	1.00	3	1.0	0-0	1	1	0	0	6	2.0
1989-90	8-2	78	9.8	7-14	.500	0-0	.000	2-5	.400	15	1.9	6-0	2	4	0	1	16	2.0
Totals	11-2	85	7.7	8-16	.500	0-0	.000	6-9	.667	18	1.6	6-0	3	5	0	1	22	2.0

**Chuck Threeths #31 • C • 6-6 • 210 • Lackawanna, N.Y. (Lackawanna HS)**

Year	GP-GS	Min	Avg	FG-A	Pct	3FG-A	Pct	FT-A	Pct	Rebs	Avg	PF-FO	Ast	TO	Blk	Stl	Pts	Avg
1976-77	27--	--	--	25-35	.714	--	--	6-23	.261	75	2.8	44-2	1	--	--	--	56	2.1
1977-78	8--	--	--	22-41	.537	--	--	8-21	.381	33	4.1	19-1	3	9	2	3	52	6.5
1978-79	32--	545	17.0	92-172	.535	--	--	25-55	.455	120	3.8	90-3	6	41	14	10	209	6.5
1979-80	24-3	301	12.5	45-85	.529	--	--	13-31	.419	94	3.9	54-7	4	35	6	7	103	4.3
Totals	91-3	846	--	184-333	.553	--	--	52-130	.400	322	3.5	207-17	14	85	22	20	420	4.6

**Wayne Tiller #33 • F • 6-8 • 225 • Erin, Tenn. (Houston County HS)**

Year	GP-GS	Min	Avg	FG-A	Pct	3FG-A	Pct	FT-A	Pct	Rebs	Avg	PF-FO	Ast	TO	Blk	Stl	Pts	Avg
1984-85	1-0	4	4.0	0-0	.000	--	--	0-0	.000	1	1.0	1-0	2	0	0	0	0	0.0

**Wayne Tomlinson #51 • F • 6-9 • 210 • El Paso, Texas (Eastwood HS)**

Year	GP-GS	Min	Avg	FG-A	Pct	3FG-A	Pct	FT-A	Pct	Rebs	Avg	PF-FO	Ast	TO	Blk	Stl	Pts	Avg
1971-72	22--	--	--	18-30	.600	--	--	18-28	.643	76	3.5	41-2	7	--	--	--	54	2.5
1972-73	22--	--	--	35-58	.603	--	--	48-58	.828	86	3.9	63-3	17	--	--	--	118	5.4
1973-74	25--	--	--	45-81	.556	--	--	25-39	.641	132	5.3	68-2	26	--	--	--	115	4.6
Totals	69--	--	--	98-169	.580	--	--	91-125	.728	294	4.3	172-7	50	--	--	--	287	4.2

**Gene Tormohlen #54 • C • 6-8 • 215 • Holland, Ind. (Holland HS)**

Year	GP-GS	Min	Avg	FG-A	Pct	3FG-A	Pct	FT-A	Pct	Rebs	Avg	PF-FO	Ast	TO	Blk	Stl	Pts	Avg
1956-57	22--	--	--	109-258	.422	--	--	57-110	.518	357	16.2	85--	--	--	--	--	275	12.5
1957-58	23--	--	--	141-330	.427	--	--	90-136	.662	384	16.7	87--	--	--	--	--	372	16.2
1958-59	21--	--	--	142-366	.388	--	--	89-139	.640	372	17.7	80-6	--	--	--	--	373	17.8
Totals	66--	--	--	392-954	.411	--	--	236-385	.613	1113	16.9	252-6	--	--	--	--	1020	15.5

**Vinnie Tracey #21 • F • 6-5 • 185 • North Baltimore, N.Y. (Maria Regina HS/Boston College)**

Year	GP-GS	Min	Avg	FG-A	Pct	3FG-A	Pct	FT-A	Pct	Rebs	Avg	PF-FO	Ast	TO	Blk	Stl	Pts	Avg
1973-74	11--	--	--	3-19	.158	--	--	3-5	.600	9	0.8	9-0	1	--	--	--	9	0.8
1974-75	4--	--	--	4-7	.571	--	--	0-0	.000	3	0.8	3-0	1	--	--	--	8	2.0
Totals	15--	--	--	7-26	.269	--	--	3-5	.600	12	0.8	12-0	2	--	--	--	17	1.1

**Tom Tracy #11**

Year	GP-GS	Min	Avg	FG-A	Pct	3FG-A	Pct	FT-A	Pct	Rebs	Avg	PF-FO	Ast	TO	Blk	Stl	Pts	Avg
1954-55	4--	--	--	0-3	.000	--	--	1-2	.500	2	0.5	2-0	--	--	--	--	1	0.3

**Joe Treadway #21 • G • 5-10 • 150 • Happy Valley, Tenn.**

Year	GP-GS	Min	Avg	FG-A	Pct	3FG-A	Pct	FT-A	Pct	Rebs	Avg	PF-FO	Ast	TO	Blk	Stl	Pts	Avg
1950-51	9--	--	--	11-29	.379	--	--	14-18	.778	--	--	8--	--	--	--	--	36	4.0
1951-52	13--	--	--	16-44	.364	--	--	7-13	.538	--	--	15--	--	--	--	--	39	3.0
Totals	22--	--	--	27-73	.370	--	--	21-31	.677	--	--	23--	--	--	--	--	75	3.4

**Eric Turner #35 • G • 6-4 • 180 • Carson, Calif. (Susan Miller Dorsey HS/LA City College)**

Year	GP-GS	Min	Avg	FG-A	Pct	3FG-A	Pct	FT-A	Pct	Rebs	Avg	PF-FO	Ast	TO	Blk	Stl	Pts	Avg
1988-89	1-0	1	1.0	0-0	.000	0-0	.000	0-0	.000	0	0.0	0-0	0	1	0	1	0	0.0

**Lamonté Turner #1 • G • 6-2 • 195 • Florence, Ala. (IMG Academy [Fla.]**

Year	GP-GS	Min	Avg	FG-A	Pct	3FG-A	Pct	FT-A	Pct	Rebs	Avg	PF-FO	Ast	TO	Blk	Stl	Pts	Avg
2016-17	32-6	663	20.7	76-214	.355	41-125	.328	70-91	.769	81	2.5	67-0	86	55	6	19	263	8.2
2017-18	35-0	885	25.3	118-296	.399	70-177	.395	75-85	.882	111	3.2	70-2	78	43	2	24	381	10.9
2018-19	28-19	867	31.0	109-258	.422	49-153	.320	40-51	.784	77	2.8	70-1	105	42	3	35	307	11.0
Totals	95-25	2415	25.4	303-768	.395	160-455	.352	185-227	.815	269	2.8	207-3	269	140	11	78	951	10.0



# ALL-TIME PLAYER STATS

**Zach Turner** #30 • F • 6-7 • 245 • Charlotte, N.C. (Christian HS)

Year	GP-GS	Min	Avg	FG-A	Pct	3FG-A	Pct	FT-A	Pct	Rebs	Avg	PF-FO	Ast	TO	Blk	Stl	Pts	Avg
1999-00	11-0	21	1.9	3-8	.375	0-0	.000	0-2	.000	6	0.5	2-0	1	4	2	1	6	0.5
2000-01	8-0	14	1.8	1-4	.250	0-0	.000	0-2	.000	4	0.5	1-0	0	3	1	0	2	0.3
2001-02	8-0	14	1.8	2-5	.400	0-0	.000	3	0.4	3	0.4	3-0	0	1	0	0	4	0.5
2002-03	6-1	10	1.7	1-4	.250	0-1	.000	0-0	.000	5	0.8	0-0	1	1	0	0	2	0.3
Totals	33-1	59	1.8	7-21	.333	0-1	.000	0-4	.000	18	0.5	6-0	2	9	3	1	14	0.4

**Steve Van Antwerp** #34 • G • 6-3 • 165 • Franklin, Ind. (Franklin HS)

Year	GP-GS	Min	Avg	FG-A	Pct	3FG-A	Pct	FT-A	Pct	Rebs	Avg	PF-FO	Ast	TO	Blk	Stl	Pts	Avg
1960-61	6--	--	--	2-8	.250	--	--	0-2	.000	4	0.7	1-0	--	--	--	--	4	0.7

**Isiah Victor** #44 • F • 6-9 • 220 • Hopkinsville, Ky. (University Heights HS)

Year	GP-GS	Min	Avg	FG-A	Pct	3FG-A	Pct	FT-A	Pct	Rebs	Avg	PF-FO	Ast	TO	Blk	Stl	Pts	Avg
1997-98	29-7	599	20.7	78-154	.506	2-6	.333	65-113	.575	159	5.5	75-1	20	61	30	27	223	7.7
1998-99	30-9	719	24.0	126-214	.589	3-10	.300	84-141	.596	219	7.3	78-2	23	66	36	25	339	11.3
1999-00	33-33	670	20.3	112-223	.502	6-19	.316	89-136	.654	202	6.1	74-2	24	82	40	33	319	9.7
2000-01	33-32	869	26.3	155-282	.543	4-15	.267	113-182	.621	219	6.6	81-1	30	74	34	19	423	12.8
Totals	125-81	2857	22.9	469-873	.537	15-50	.300	351-572	.614	799	6.4	308-6	97	283	140	104	1304	10.4

**Eddie Voelker** #41 • G • 6-2 • 160 • Louisville, Ky. (Bishop David HS)

Year	GP-GS	Min	Avg	FG-A	Pct	3FG-A	Pct	FT-A	Pct	Rebs	Avg	PF-FO	Ast	TO	Blk	Stl	Pts	Avg
1970-71	16--	--	--	4-14	.286	--	--	2-6	.333	7	0.4	6-0	4	--	--	--	10	0.6
1971-72	16--	--	--	6-14	.429	--	--	25-38	.658	11	0.7	34-1	54	--	--	--	37	2.3
1972-73	22--	--	--	3-8	.375	--	--	13-15	.867	8	0.4	22-0	7	--	--	--	19	0.9
Totals	54--	--	--	13-36	.361	--	--	40-59	.678	26	0.5	62-1	65	--	--	--	66	1.2

**Pat Walden** #43 • F • 6-5 • 215 • Knoxville, Tenn. (Karns HS)

Year	GP-GS	Min	Avg	FG-A	Pct	3FG-A	Pct	FT-A	Pct	Rebs	Avg	PF-FO	Ast	TO	Blk	Stl	Pts	Avg
1981-82	2-0	3	1.5	0-0	.000	--	--	2-2	1.00	0	0.0	1-0	0	1	0	0	2	1.0

**Derrick Walker** #15 • F • 6-8 • 236 • Kansas City, Mo. (Sunrise Christian Academy)

Year	GP-GS	Min	Avg	FG-A	Pct	3FG-A	Pct	FT-A	Pct	Rebs	Avg	PF-FO	Ast	TO	Blk	Stl	Pts	Avg
2017-18	34-0	299	8.8	28-47	.596	0-0	.000	10-25	.400	75	2.2	43-0	9	21	3	6	66	1.9
2018-19	30-0	160	5.3	10-19	.526	0-0	.000	5-19	.263	32	1.1	28-0	7	6	3	6	25	0.8
Totals	64-0	459	7.2	38-66	.576	0-0	.000	15-44	.341	107	1.7	71-0	16	27	10	9	91	1.4

**Harris Walker** #5 • G • 6-1 • 170 • Chattanooga, Tenn. (Brainerd HS/Hargrave Academy)

Year	GP-GS	Min	Avg	FG-A	Pct	3FG-A	Pct	FT-A	Pct	Rebs	Avg	PF-FO	Ast	TO	Blk	Stl	Pts	Avg
1999-00	33-0	373	11.3	29-85	.341	6-19	.316	11-21	.524	50	1.5	53-1	59	47	1	26	75	2.3
2000-01	33-1	419	12.7	62-131	.473	12-31	.387	14-24	.583	47	1.4	70-2	67	62	1	24	150	4.5
Totals	66-1	792	12.0	91-216	.421	18-50	.360	25-45	.556	97	1.5	123-3	126	109	2	50	225	3.4

**Bill Wallace** #24/#51/#20/#21 • C • 6-6 • 195 • Clearwater, Fla. (Clearwater HS)

Year	GP-GS	Min	Avg	FG-A	Pct	3FG-A	Pct	FT-A	Pct	Rebs	Avg	PF-FO	Ast	TO	Blk	Stl	Pts	Avg
1960-61	1--	--	--	0-0	.000	--	--	0-0	.000	1	1.0	0-0	--	--	--	--	0	0.0
1961-62	3--	--	--	3-4	.750	--	--	1-3	.333	2	0.7	1-0	--	--	--	--	7	2.3
Totals	4--	--	--	3-4	.750	--	--	1-3	.333	3	0.8	1-0	--	--	--	--	7	1.8

**Paul "Lefty" Walther** #14 • F • 6-2 • 155 • Covington, Ky.

Year	GP-GS	Min	Avg	FG-A	Pct	3FG-A	Pct	FT-A	Pct	Rebs	Avg	PF-FO	Ast	TO	Blk	Stl	Pts	Avg
1947-48	25--	--	--	118-331	.356	--	--	98-137	.715	--	--	81--	--	--	--	--	334	13.4
1948-49	26--	--	--	176-470	.374	--	--	110-164	.671	--	--	79--	--	--	--	--	462	17.8
Totals	51--	--	--	294-801	.367	--	--	208-301	.691	--	--	160--	--	--	--	--	796	15.6

**Wes Washpun** #4 • G • 6-1 • 165 • Cedar Rapids, Iowa (Washington HS)

Year	GP-GS	Min	Avg	FG-A	Pct	3FG-A	Pct	FT-A	Pct	Rebs	Avg	PF-FO	Ast	TO	Blk	Stl	Pts	Avg
2011-12	17-0	173	10.2	6-21	.286	0-3	.000	4-8	.500	22	1.3	22-0	23	15	7	8	16	0.9

**C.J. Watson** #32 • G • 6-2 • 170 • Las Vegas, Nev. (Bishop Gorman HS)

Year	GP-GS	Min	Avg	FG-A	Pct	3FG-A	Pct	FT-A	Pct	Rebs	Avg	PF-FO	Ast	TO	Blk	Stl	Pts	Avg
2002-03	29-28	1038	35.8	80-188	.426	24-66	.364	79-121	.653	121	4.2	57-0	160	85	6	36	263	9.1
2003-04	29-29	982	33.9	104-249	.418	44-107	.411	82-103	.796	123	4.2	55-2	145	73	3	45	334	11.5
2004-05	31-31	1082	34.9	109-266	.410	48-128	.375	103-136	.757	101	3.3	71-0	155	96	1	58	369	11.9
2005-06	30-30	956	31.9	136-291	.467	49-116	.422	137-156	.878	93	3.1	77-2	117	63	4	59	458	15.3
Totals	119-118	4058	34.1	429-994	.432	165-417	.396	401-516	.777	438	3.7	260-4	577	317	14	198	1424	12.0

**Brandon Wharton** #15 • G • 6-3 • 190 • Nashville, Tenn. (Overton HS)

Year	GP-GS	Min	Avg	FG-A	Pct	3FG-A	Pct	FT-A	Pct	Rebs	Avg	PF-FO	Ast	TO	Blk	Stl	Pts	Avg
1995-96	29-29	1017	35.1	112-298	.376	56-141	.397	86-115	.748	100	3.4	68-0	82	93	6	23	366	12.6
1996-97	27-26	962	35.6	153-371	.412	58-135	.430	90-113	.796	108	4.0	66-1	53	87	13	38	454	16.8
1997-98	29-28	977	33.7	143-365	.392	63-147	.429	92-127	.724	107	3.7	68-0	87	61	6	42	441	15.2
1998-99	30-30	948	31.6	132-332	.398	54-155	.348	72-95	.758	77	2.6	66-1	93	75	10	47	390	13.0
Totals	115-113	3904	33.9	540-1366	.395	231-578	.400	340-450	.756	392	3.4	268-2	315	316	35	150	1651	14.4

**Tony White** #11 • G • 6-2 • 170 • Charlotte, N.C (Independence HS)

Year	GP-GS	Min	Avg	FG-A	Pct	3FG-A	Pct	FT-A	Pct	Rebs	Avg	PF-FO	Ast	TO	Blk	Stl	Pts	Avg
1983-84	34-16	796	23.4	117-249	.470	--	--	79-107	.738	43	1.3	72-3	57	54	3	19	313	9.2
1984-85	36-26	1117	31.0	221-432	.512	--	--	131-162	.809	88	2.4	104-4	77	87	1	24	573	15.9
1985-86	28-28	1031	36.8	249-493	.505	--	--	124-142	.873	59	2.1	60-3	66	69	1	25	622	22.2
1986-87	29-29	1090	37.6	259-530	.489	28-68	.412	165-183	.902	95	3.3	75-4	45	69	0	26	711	24.5
Totals	127-99	4034	31.8	846-1704	.496	28-68	.412	499-594	.840	285	2.2	311-14	245	279	5	94	2219	17.5

**Kevin Whitted** #44 • F • 6-9 • 220 • Wilmington, N.C. (Laney HS)

Year	GP-GS	Min	Avg	FG-A	Pct	3FG-A	Pct	FT-A	Pct	Rebs	Avg	PF-FO	Ast	TO	Blk	Stl	Pts	Avg
1992-93	30-0	467	15.6	81-145	.559	2-8	.250	23-33	.697	86	2.9	60-1	5	41	23	9	187	6.2
1993-94	27-13	515	19.1	83-188	.441	9-37	.243	22-35	.629	85	3.1	45-1	15	31	24	11	197	7.3
1994-95	27-13	711	26.3	137-258	.531	1-8	.125	48-54	.889	112	4.1	72-2	16	43	11	33	323	12.0
Totals	84-26	1693	20.2	301-591	.509	12-53	.226	93-122	.762	283	3.4	177-4	36	115	58	33	707	8.4



**Ron Widby**

**#53 • F • 6-4 • 209 • Knoxville, Tenn. (Fulton HS)**

Year	GP-GS	Min	Avg	FG-A	Pct	3FG-A	Pct	FT-A	Pct	Rebs	Avg	PF-FO	Ast	TO	Blk	Stl	Pts	Avg	
1964-65	25--	--	--	162-356	.455	--	--	38-49	.776	207	8.3	66-0	--	--	--	--	--	362	14.5
1965-66	26--	--	--	193-463	.417	--	--	65-83	.783	209	8.0	54-0	--	--	--	--	--	451	17.3
1966-67	28--	--	--	257-537	.479	--	--	105-127	.827	244	8.7	76-0	--	--	--	--	--	459	22.1
Totals	79--	--	--	612-1356	.451	--	--	208-259	.803	660	8.4	196-0	--	--	--	--	--	1432	18.1

**Carl Widseth**

**#21 • C • 6-3 • 180 • Minneapolis, Minn. (Davenport HS)**

Year	GP-GS	Min	Avg	FG-A	Pct	3FG-A	Pct	FT-A	Pct	Rebs	Avg	PF-FO	Ast	TO	Blk	Stl	Pts	Avg	
1952-53	21--	--	--	111-257	.432	--	--	100-144	.694	165	7.9	--	--	--	--	--	--	322	15.3
1953-54	22--	--	--	135-336	.402	--	--	152-225	.676	244	11.1	58--	--	--	--	--	--	422	19.2
1954-55	21--	--	--	135-316	.427	--	--	147-191	.770	236	11.2	35--	--	--	--	--	--	417	19.9
1955-56	24--	--	--	150-353	.425	--	--	222-288	.771	292	12.2	57--	--	--	--	--	--	522	21.8
Totals	88--	--	--	531-1262	.421	--	--	621-848	.732	937	10.6	150--	--	--	--	--	--	1683	19.1

**Craig Wiener**

**#22 • G • 6-3 • 190 • Memphis, Tenn. (Ridgeway HS)**

Year	GP-GS	Min	Avg	FG-A	Pct	3FG-A	Pct	FT-A	Pct	Rebs	Avg	PF-FO	Ast	TO	Blk	Stl	Pts	Avg
1979-80	3-0	5	1.7	0-0	.000	--	--	2-2	1.00	1	0.3	1-0	0	3	0	0	2	0.7

**Ed Wiener**

**#19 • F • 6-3 • 185 • Brooklyn, N.Y. (Erasmus Hall HS)**

Year	GP-GS	Min	Avg	FG-A	Pct	3FG-A	Pct	FT-A	Pct	Rebs	Avg	PF-FO	Ast	TO	Blk	Stl	Pts	Avg	
1951-52	8--	--	--	1-4	.250	--	--	--	--	--	--	6--	--	--	--	--	--	3	0.4
1952-53	21--	--	--	133-366	.363	--	--	95-158	.601	202	9.6	--	--	--	--	--	--	361	17.2
1953-54	22--	--	--	154-410	.376	--	--	106-145	.731	180	8.2	45--	--	--	--	--	--	414	18.8
1954-55	22--	--	--	165-395	.418	--	--	104-158	.658	156	7.1	47--	--	--	--	--	--	434	19.7
Totals	73--	--	--	453-1179	.384	--	--	306-465	.658	538	--	98--	--	--	--	--	--	1212	16.6

**Elgrace Wilborn**

**#15 • F • 6-8 • 230 • Springfield, Ohio (South HS)**

Year	GP-GS	Min	Avg	FG-A	Pct	3FG-A	Pct	FT-A	Pct	Rebs	Avg	PF-FO	Ast	TO	Blk	Stl	Pts	Avg
2001-02	29-4	376	13.0	37-71	.521	0-1,000		16-34	.471	85	2.9	44-0	7	35	16	4	90	3.1
2002-03	29-1	493	17.0	37-63	.587	0-0,000		9-26	.346	135	4.7	63-2	17	30	45	9	83	2.9
Totals	58-5	869	15.0	74-134	.552	0-1,000		25-60	.417	220	3.8	107-2	24	65	61	13	173	3.0

**Tanner Wild**

**#24 • G • 6-0 • 170 • Huntington, W.Va. (Huntington HS)**

Year	GP-GS	Min	Avg	FG-A	Pct	3FG-A	Pct	FT-A	Pct	Rebs	Avg	PF-FO	Ast	TO	Blk	Stl	Pts	Avg
2005-06	3-0	5	1.7	0-1	.000	0-1,000		0-0	.000	1	0.3	0-0	0	0	0	0	0	0.0
2006-07	10-0	13	1.3	1-5	.200	1-2,500		0-0	.000	1	0.1	2-0	1	1	0	0	3	0.3
2007-08	9-0	16	1.8	2-4	.500	1-11,000		1-3	.333	1	0.1	0-0	1	1	0	1	6	0.7
2008-09	5-0	8	1.6	1-3	.333	1-3,333		1-2	.500	3	0.6	0-0	1	0	0	0	4	0.8
Totals	27-0	42	1.6	4-13	.308	3-7,429		2-5	.400	6	0.2	2-0	3	2	0	1	13	0.5

**Brian Williams**

**#33 • C • 6-10 • 272 • Bronx, N.Y. (Harmony Community Prep)**

Year	GP-GS	Min	Avg	FG-A	Pct	3FG-A	Pct	FT-A	Pct	Rebs	Avg	PF-FO	Ast	TO	Blk	Stl	Pts	Avg
2007-08	33-1	370	11.2	38-63	.603	1-2,500		16-32	.500	115	3.5	57-1	12	18	8	10	93	2.8
2008-09	34-3	559	16.4	70-130	.538	3-10,300		27-53	.509	189	5.6	89-0	24	31	20	18	170	5.0
2009-10	27-11	515	19.1	65-129	.504	0-1,000		21-38	.553	173	6.4	71-0	31	32	20	10	151	5.6
2010-11	32-15	735	23.0	89-175	.509	1-11,000		40-78	.513	238	7.4	101-4	46	45	22	18	219	6.8
Totals	126-30	2179	17.3	262-497	.527	5-14,357		104-201	.517	715	5.7	318-5	103	124	70	56	633	5.0

**Grant Williams**

**#2 • F • 6-7 • 236 • Charlotte, N.C. (Providence Day School)**

Year	GP-GS	Min	Avg	FG-A	Pct	3FG-A	Pct	FT-A	Pct	Rebs	Avg	PF-FO	Ast	TO	Blk	Stl	Pts	Avg
2016-17	32-29	814	25.4	132-262	.504	12-32	.375	126-189	.667	189	5.9	105-6	36	62	61	26	402	12.6
2017-18	35-35	1008	28.8	183-387	.473	3-25	.120	162-212	.764	211	6.0	106-6	66	74	44	21	531	15.2
2018-19	37-37	1180	31.9	234-414	.565	15-46	.326	213-260	.819	278	7.5	110-17	117	83	55	42	696	18.8
Totals	104-101	3002	28.9	549-1063	.516	30-103	.291	501-661	.758	678	6.5	331-18	219	219	160	89	1629	15.7

**Shane Williams**

**#20 • G • 6-0 • 160 • Johnson City, Tenn. (Science Hill HS/NE Oklahoma A&M)**

Year	GP-GS	Min	Avg	FG-A	Pct	3FG-A	Pct	FT-A	Pct	Rebs	Avg	PF-FO	Ast	TO	Blk	Stl	Pts	Avg
1994-95	27-27	1034	38.3	75-200	.375	44-132	.333	23-29	.793	90	3.3	75-3	78	64	2	41	217	8.0
1995-96	29-29	1079	37.2	75-198	.379	50-132	.379	38-55	.691	111	3.8	70-10	113	41	3	36	238	8.2
Totals	56-56	2113	37.7	150-398	.377	94-264	.356	61-84	.726	201	3.6	145-3	191	105	5	77	455	8.1

**Tommy Wilson**

**#50 • G • 6-0 • 170 • Springfield, Ohio (Springfield HS)**

Year	GP-GS	Min	Avg	FG-A	Pct	3FG-A	Pct	FT-A	Pct	Rebs	Avg	PF-FO	Ast	TO	Blk	Stl	Pts	Avg	
1960-61	18--	--	--	27-59	.458	--	--	8-11	.727	22	1.2	25-1	--	--	--	--	--	62	3.4
1961-62	23--	--	--	129-303	.426	--	--	84-96	.875	80	3.5	49-1	--	--	--	--	--	342	14.9
1962-63	24--	--	--	38-99	.384	--	--	38-49	.776	30	1.3	28-0	--	--	--	--	--	114	4.8
Totals	65--	--	--	194-461	.421	--	--	130-156	.833	132	2.0	102-2	--	--	--	--	--	518	8.0

**John Winchester**

**#5 • G • 6-4 • 175 • Stamford, Conn. (Marist HS/Milford Academy)**

Year	GP-GS	Min	Avg	FG-A	Pct	3FG-A	Pct	FT-A	Pct	Rebs	Avg	PF-FO	Ast	TO	Blk	Stl	Pts	Avg
2002-03	25-1	198	7.9	11-48	.229	7-30	.233	8-10	.800	21	0.8	23-0	15	22	0	2	37	1.5
2003-04	29-13	578	19.9	51-142	.359	25-80	.313	30-37	.811	57	2.0	53-1	45	33	0	17	157	5.4
Totals	54-14	776	14.4	62-190	.326	32-110	.291	38-47	.809	78	1.4	76-1	60	55	0	19	194	3.6

**Major Wingate**

**#1 • C • 6-10 • 250 • Florence, S.C. (North Gwinnett [Ga.] HS)**

Year	GP-GS	Min	Avg	FG-A	Pct	3FG-A	Pct	FT-A	Pct	Rebs	Avg	PF-FO	Ast	TO	Blk	Stl	Pts	Avg
2003-04	29-15	470	16.2	39-96	.406	0-0	.000	26-40	.650	73	2.5	58-0	18	42	18	10	104	3.6
2004-05	30-8	511	17.0	54-107	.505	0-0	.000	42-72	.583	91	3.0	66-1	14	37	20	12	150	5.0
2005-06	30-29	748	24.9	125-225														

# ALL-TIME PLAYER STATS

## Howard Wood #44 • C • 6-7 • 235 • East Hampton, N.Y. (East Hampton HS)

Year	GP-GS	Min	Avg	FG-A	Pct	3FG-A	Pct	FT-A	Pct	Rebs	Avg	PF-FO	Ast	TO	Bk	Stl	Pts	Avg
1977-78	24--	--	--	48-93	.516	--	--	26-38	.684	101	4.2	37-1	7	17	3	6	122	5.1
1978-79	33--	620	18.8	114-230	.496	--	--	56-73	.767	144	4.4	68-0	15	49	8	16	284	8.6
1979-80	29-2	646	22.3	141-280	.504	--	--	97-113	.858	151	5.2	67-0	12	37	11	23	379	13.1
1980-81	29-29	985	34.0	150-287	.523	--	--	116-144	.805	199	6.9	85-1	40	75	18	33	416	14.3
Totals	115-31	--	--	453-890	.509	--	--	295-368	.801	595	5.2	257-2	74	178	40	78	1201	10.4

## Jim Woodall #44 • F • 6-6 • 215 • Charleston, W.Va. (Dunbar HS)

Year	GP-GS	Min	Avg	FG-A	Pct	3FG-A	Pct	FT-A	Pct	Rebs	Avg	PF-FO	Ast	TO	Bk	Stl	Pts	Avg
1968-69	27--	--	--	8-19	.421	--	--	5-9	.556	32	1.2	28-0	1	--	--	--	21	0.8
1969-70	24--	--	--	23-44	.523	--	--	22-31	.710	95	4.0	49-2	16	--	--	--	68	2.8
1970-71	26--	--	--	64-117	.547	--	--	50-63	.794	161	6.2	93-7	26	--	--	--	178	6.8
Totals	77--	--	--	95-180	.528	--	--	77-103	.748	288	3.7	170-9	43	--	--	--	267	3.5

## Kevin Woods #31 • F • 6-6 • 190 • Baltimore, Md. (Dunbar HS)

Year	GP-GS	Min	Avg	FG-A	Pct	3FG-A	Pct	FT-A	Pct	Rebs	Avg	PF-FO	Ast	TO	Bk	Stl	Pts	Avg
1981-82	24-0	180	7.5	23-42	.548	--	--	7-8	.875	12	0.5	14-0	7	11	3	4	53	2.2
1982-83	26-7	459	17.7	33-75	.440	--	--	10-12	.833	51	2.0	46-1	16	32	2	4	76	2.9
1983-84	31-16	603	19.5	65-149	.436	--	--	15-24	.625	67	2.2	54-0	23	23	2	7	145	4.7
1984-85	12-3	170	14.2	12-27	.444	--	--	2-3	.667	24	2.0	23-0	4	5	0	8	26	2.2
Totals	93-26	1412	15.2	133-293	.454	--	--	34-47	.723	154	1.7	137-1	50	71	7	23	300	3.2

## Rodney Woods #10 • G • 5-11 • 155 • Four Mile, Ky. (Lone Jack HS)

Year	GP-GS	Min	Avg	FG-A	Pct	3FG-A	Pct	FT-A	Pct	Rebs	Avg	PF-FO	Ast	TO	Bk	Stl	Pts	Avg
1972-73	24--	--	--	99-225	.440	--	--	36-40	.900	41	1.7	57-1	142	--	--	--	234	9.8
1973-74	26--	--	--	105-243	.432	--	--	45-53	.849	45	1.7	41-1	156	--	--	--	255	9.8
1974-75	26--	--	--	96-211	.455	--	--	35-43	.814	39	1.5	43-1	227	--	--	--	227	8.7
Totals	76--	--	--	300-679	.442	----	----	116-136	.853	125	1.6	141-3	525	--	--	--	716	9.4

## Terrence Woods #31 • G • 6-3 • 185 • Memphis, Tenn. (Treadwell HS)

Year	GP-GS	Min	Avg	FG-A	Pct	3FG-A	Pct	FT-A	Pct	Rebs	Avg	PF-FO	Ast	TO	Bk	Stl	Pts	Avg
1999-00	32-0	242	7.6	40-85	.471	26-64	.406	4-6	.667	31	1.0	31-0	18	15	0	13	110	3.4
2000-01	32-0	409	12.8	61-165	.370	48-125	.384	20-25	.800	41	1.3	44-1	29	29	0	17	190	5.9
Totals	64-0	651	10.2	101-250	.404	74-189	.392	24-31	.774	72	1.1	75-1	47	44	0	30	300	4.7

## Brad Woodson #32/#12 • G • 6-1 • 177 • Murfreesboro, Tenn. (Riverdale HS)

Year	GP-GS	Min	Avg	FG-A	Pct	3FG-A	Pct	FT-A	Pct	Rebs	Avg	PF-FO	Ast	TO	Bk	Stl	Pts	Avg
2015-16	10-0	63	6.3	2-14	.143	1-9	.111	2-2	1.000	8	0.8	6-0	3	2	0	1	7	0.7
2016-17	4-0	11	2.8	2-7	.286	1-4	.250	2-2	1.000	0	0.0	1-0	1	0	1	1	7	1.8
2017-18	2-0	6	3.0	0-2	.000	0-0	.000	0-0	.000	0	0.0	1-0	0	0	0	0	0	0.0
2018-19	5-0	12	2.4	2-4	.500	2-3	.667	2-2	1.000	1	0.2	1-0	2	0	0	1	8	1.6
Totals	21-0	92	4.4	6-27	.222	4-18	.222	6-6	1.000	9	0.4	9-0	6	2	1	3	22	1.0

## Dominic Woodson #55 • F • 6-10 • 290 • Austin, Texas (Huntington Pre [W.Va.]/Univ. of Memphis)

Year	GP-GS	Min	Avg	FG-A	Pct	3FG-A	Pct	FT-A	Pct	Rebs	Avg	PF-FO	Ast	TO	Bk	Stl	Pts	Avg
2014-15	4-0	48	12.0	6-12	.500	0-0	.000	2-6	.333	8	2.0	12-1	1	3	2	3	14	3.5

## Renaldo Woolridge #0/#3 • F • 6-9 • 215 • Sherman Oaks, Calif. (Harvard-Westlake HS)

Year	GP-GS	Min	Avg	FG-A	Pct	3FG-A	Pct	FT-A	Pct	Rebs	Avg	PF-FO	Ast	TO	Bk	Stl	Pts	Avg
2008-09	32-6	283	8.8	28-90	.311	19-69	.275	9-17	.529	43	1.3	31-0	17	11	8	4	84	2.6
2009-10	28-10	365	13.0	33-86	.384	15-47	.319	14-24	.583	80	2.9	38-0	9	24	11	7	95	3.4
2010-11	8-0	72	9.0	6-17	.353	0-8	.000	1-2	.500	11	1.4	9-0	4	4	2	0	13	1.6
2011-12	25-4	341	13.6	43-106	.406	16-43	.372	6-11	.545	82	3.3	29-0	7	16	5	2	108	4.3
Totals	93-20	1061	11.4	110-299	.368	50-167	.299	30-54	.556	216	2.3	107-0	37	55	26	13	300	3.2

## Lou Wright #42 • G • 6-5 • 195 • Memphis, Tenn. (Raleigh-Egypt HS/SW Tennessee CC)

Year	GP-GS	Min	Avg	FG-A	Pct	3FG-A	Pct	FT-A	Pct	Rebs	Avg	PF-FO	Ast	TO	Bk	Stl	Pts	Avg
2003-04	2-0	3	1.5	0-2	.000	0-1	.000	0-0	.000	0	0.0	0-0	0	0	0	0	0	0.0

## Robert Wunderlich #51 • F • 6-6 • 185 • Nashville, Tenn (Overton HS)

Year	GP-GS	Min	Avg	FG-A	Pct	3FG-A	Pct	FT-A	Pct	Rebs	Avg	PF-FO	Ast	TO	Bk	Stl	Pts	Avg
1977-78	1--	--	--	0-0	.000	--	--	0-0	.000	0	0.0	1-0	0	0	0	0	0	0.0

## Vincent Yarbrough #1 • F • 6-7 • 210 • Cleveland, Tenn. (Cleveland HS)

Year	GP-GS	Min	Avg	FG-A	Pct	3FG-A	Pct	FT-A	Pct	Rebs	Avg	PF-FO	Ast	TO	Bk	Stl	Pts	Avg
1998-99	30-28	705	23.5	83-199	.417	23-84	.274	40-57	.702	156	5.2	54-1	42	48	29	43	229	7.6
1999-00	33-33	1010	30.6	172-368	.467	53-148	.358	92-125	.736	228	6.9	60-0	81	68	33	55	489	14.8
2000-01	33-33	1047	31.7	164-370	.443	43-127	.339	88-138	.638	244	7.4	66-0	83	74	44	55	459	13.9
2001-02	31-31	1097	35.4	194-457	.425	60-167	.359	112-163	.687	234	7.5	60-0	87	93	25	58	560	18.1
Totals	127-125	3859	30.4	613-1394	.440	179-526	.340	332-483	.687	862	6.8	240-1	293	283	131	211	1737	13.7

## Bill Young #33 • C/F • 6-3 • 180 • Knoxville, Tenn. (South HS)

Year	GP-GS	Min	Avg	FG-A	Pct	3FG-A	Pct	FT-A	Pct	Rebs	Avg	PF-FO	Ast	TO	Bk	Stl	Pts	Avg
1966-67	16--	--	--	4-13	.308	--	--	5-10	.500	21	1.3	16-0	--	--	--	--	13	0.8

Seasons included 1948-49, 1950-51 through present (missing 1949-50 season). Please direct additions/edits to tomsid@tennessee.edu.

# HISTORICAL HOME VENUES


The game of basketball was a dozen years old before UT students organized their first class teams in 1903; and Naismith's brainchild was almost 20 years old when the first UT varsity five went into action.

The first UT players soon discovered that the YMCA gym was woefully lacking as a place for the fast-paced game of basketball. The court in the tiny arena was wall-to-wall. Spectators hung from an encircling balcony, built to accommodate a track. So, after two seasons of cramped activities, the Vols made their first of several moves to larger and better arenas.

In 1988, the Vols opened the 24,535-seat Thompson-Boling Assembly Center and Arena. Oddly enough, the new arena could hold all of the seats in the previous gyms; and, in inflated dollars, it cost five times as much as all the others combined.

Through nearly 100 years of Volunteer basketball, these previous local arenas provided a decisive home-court advantage. The home-game record from 1909 to 1987 stood at 677-172, a winning edge of .800.

— by Neal O'Steen



JEFFERSON HALL

## UT YMCA Gymnasium 1909-12 12-6 (.666)

The UT YMCA Gymnasium served as the Vols' home from 1909-12. The building, which was built at a cost of \$18,000, gave the school its first adequate central heating system and bathtub while also providing a gym, bowling alley, ball cage, reading room, assembly hall and a few dormitory rooms. The Vols won their first home game, a 55-16 decision over TSD on Jan. 29, 1909. Probably the most exciting game in the facility was its final game, when "Skeet" Klein hit a shot at the buzzer to give the Vols a 36-35 win over the Knoxville YMCA Tigers in front of a packed house of 200 fans.

## Knoxville YMCA Gymnasium 1913-22 53-9-1 (.856)

As the need for more seating grew, officials made arrangements to practice and play games at the downtown YMCA. Because the Vols shared the facility with their rivals, the Knoxville YMCA Tigers, Tennessee was only able to practice on the court three days a week. When not able to practice downtown, the Vols were forced back to the UT YMCA Gym. However, the downtown facility allowed more than double the seating capacity than the campus building. The Vols were 53-9-1 in 10 years downtown.

## Jefferson Hall 1923-32 72-27 (.727)

Built in early 1922 at a cost of \$19,095.01, Jefferson Hall was a multi-purpose facility that allowed the Vols to move back on campus in time for the 1922-23 season. Collapsible bleachers from Shields-Watkins Field were brought into the building after football season to allow seating for 1,500 fans. An improvement over past arenas, Jefferson Hall created problems with a stage and a court in the facility and heating being a difficult matter. Tennessee capped off a decade of play in the building, which looked like a wooden barn, with a 27-22 win over Vanderbilt on Feb. 19, 1932. After being converted to a National Guard Armory, the wooden building caught fire on Dec. 20, 1934, providing a spectacular fireworks display from the National Guard's ammunition supply.

## Alumni Memorial Auditorium-Gymnasium 1933-58 231-61 (.823)

Alumni Memorial Auditorium-Gymnasium was built in 1932 to recognize alumni who lost their lives in World War I and the Spanish-American War. Almost the size of a football field, it was one of the largest buildings on campus. Upon its completion, UT's games were moved to the arena, and the athletic department offices were moved from Carrick Hall. A multi-purpose facility that served the needs of the academic, athletic and entertainment departments of the University, the building held 3,200 fans for basketball games and 3,800 for stage performances. The grand opening of the arena saw the Vols defeat Lincoln Memorial University 41-18 on Dec. 17, 1932, just one week after the formation of the Southeastern Conference. In 1936, UT stars Harry Anderson and Biggy Marshall brought the school its first SEC championship when the Vols won the SEC Tournament in the building. Regarded as one of the best facilities in the entire South, Alumni Gym served as the host of the SEC Tournament four times (1936, 1937, 1939 and 1940). But as the popularity of basketball grew with Tennessee's 26-game home winning streak in the early 1940s, the Vols soon began to outgrow the building.

## Armory-Fieldhouse/ Stokely Athletics Center 1959-87 321-69 (.823)

Initially built to accommodate up to 7,000 fans, Armory-Fieldhouse was designed so the arena could eventually be doubled in size. The \$1.5 million structure used steel trusses that were 208 feet long and weighed 66 tons to support the roof. The building was used for several other university functions in addition to basketball games, such as commencements, occasional concerts and a speaking engagement by vice president Hubert Humphrey. The Volunteers opened the facility with a 72-71 win over Wyoming on Dec. 2, 1958.

Armory-Fieldhouse was expanded thanks in large part to a \$500,000 gift from William B. Stokely, chairman of Stokely-Van Camp, Inc., of Indianapolis, that helped offset the \$3 million expansion costs. Work on the expansion began in early 1966, and the larger arena was ready in time for the 1966-67 season. In the first game of the expanded facility, the Vols upset three-time defending Big Ten Conference champion Michigan 72-54 on Dec. 1, 1966. That was a sign of things to come for Ray Mears' squad, as the Vols went on to win their first 23 games in the arena, including a 14-0 home record in 1966-67.

Stokely Athletics Center served as the home for the Vols for 29 years and presided over some of the most successful teams in school history. When Thompson-Boling Arena was completed before the 1987-88 season, the Vols had an impressive 321-69 record at Stokely. After Thompson-Boling Arena became the new home of Tennessee basketball, several athletic offices were still housed in Stokely, along with ROTC offices and classrooms.

Stokely was vacated during the winter of 2012-13, and the facility was razed in the summer of 2014 to repurpose the land it occupied.



STOKELY ATHLETICS CENTER

OUTLOOK

PLAYERS

STAFF

REVIEW

RESULTS

RECORDS

HONORS

POSTSEASON

VOLMANAC

MEDIA INFO



# THOMPSON-BOLING ARENA



The third-largest on-campus arena in the country, Thompson-Boling Assembly Center and Arena is one of the nation's biggest and brightest stages for college basketball.

Named for the late B. Ray Thompson and former UT President Dr. Edward J. Boling, Thompson-Boling Arena regularly hosts Tennessee men's and women's basketball and volleyball matches as well as concerts, camps, conferences and other special events throughout the year.

Ticket facilities are conveniently located on the Phillip Fulmer Way level on the west end of the building. The Tennessee men's basketball staff, along with the women's hoops staff, occupy offices in the arena on the Phillip Fulmer Way level. The arena's dining center, also located on Phillip Fulmer Way and highlighted by a Which Wich, opened in 1989. It operates on a daily basis, catering to the university's staff.

Entrances to the building are located on the east and west ends, with protection from the elements provided by tucking the doors under the structure. There are a total of 132 entrance doors to the arena.

A continuous-ring concourse encircles the building permitting entrance to eight large restrooms, six concession areas and 32 portals leading to the arena. The playing floor level provides access to team dressing rooms, press work areas and storage rooms.

The distance from the playing floor to the roof is 120 feet, the equivalent of a 12-story building. The arena is 448 feet long and 310 feet wide. It contains more than 411,000 square feet of floor space and more than 17 million cubic feet of space. The structure's roof measures 142,000 square feet, which is approximately three-and-one-quarter acres. In the fall of 2008, the University of Tennessee Athletics Department unveiled Phase I of a two-phase renovation project for Thompson-Boling Assembly Center and Arena.

The \$35 million project marked the first major renovation to Thompson-Boling Arena since it opened in 1987. In that time, more than 24 million patrons have attended thousands of arena events, including basketball games, concerts, graduations and other special events.

Phase I included new seats for the entire arena, a center-hung scoreboard and concourse refurbishments, such as graphics and other amenities.

Phase I also included new luxury suites and loge seating, which were a primary funding source for much of the renovations. The 32 luxury suites are located in the north balcony of Thompson-Boling Arena. The loge area features 166 side court seats, located directly below the luxury suites and includes private adjoining hospitality areas.

Phase II also included the construction of a bridge connecting the G-10 parking garage to the arena at concourse level, and a 360-degree LED ribbon board located between the upper and lower decks also was added.

Finally, the installation of state-of-the-art LED light fixtures—first put to use in February 2014—Thompson-Boling Arena became one of the first

venues in the world to feature lights that are smaller, brighter, and up to 85 percent more efficient than conventional arena metal halide lights.

In 2018, an extensive facelift took place to the existing men's and women's basketball locker-room space along the arena's north corridor on event level. Both locker rooms were enlarged and modernized with state-of-the-art technological and aesthetic enhancements. In addition, an expanded and enhanced athletic training facility, featuring world-class hydrotherapy systems, was completed for use by both basketball programs.

That new "Larry Pratt Basketball Locker Room Complex" cost \$5 million, funded entirely through private gifts. Lead donor Larry Pratt's commitment of \$2 million during the Campaign for Comprehensive Excellence—coupled with other leadership gifts—enabled UT to fund the project.

## THOMPSON-BOLING ARENA FIRSTS

<b>Game:</b>	December 3, 1987 (Tennessee 82, Marquette 56)
<b>Points:</b>	Clarence Swearengen (Tennessee)
<b>Field Goal:</b>	Clarence Swearengen (Tennessee)
<b>Free Throw:</b>	Tony Reeder (Marquette) Dyron Nix (Tennessee's first)

## YEAR-BY-YEAR IN THOMPSON-BOLING ARENA

Year	Record	Pct.	Year	Record	Pct.
1987-88	13-3	.813	2004-05	10-6	.625
1988-89	13-4	.765	2005-06	13-2	.712
1989-90	11-4	.733	2006-07	16-0	1.000
1990-91	7-9	.438	2007-08	16-0	1.000
1991-92	13-3	.813	2008-09	10-5	.667
1992-93	8-7	.533	2009-10	15-1	.938
1993-94	5-10	.333	2010-11	10-8	.556
1994-95	7-8	.467	2011-12	15-4	.789
1995-96	11-6	.647	2012-13	13-4	.765
1996-97	11-5	.688	2013-14	14-3	.824
1997-98	14-2	.875	2014-15	9-7	.563
1998-99	14-1	.933	2015-16	12-4	.750
1999-00	15-1	.938	2016-17	11-5	.688
2000-01	12-3	.800	2017-18	13-2	.867
2001-02	10-4	.714	2018-19	18-0	1.000
2002-03	12-5	.706	<b>Totals</b>	<b>385-129</b>	<b>.749</b>
2003-04	14-3	.824			

# PRATT PAVILION



Pratt Pavilion is located adjacent to Thompson-Boling Arena and houses two full-size basketball courts, one for each of Tennessee's men's and women's teams, as well as an athletic training room, a weight room, a film-study room and recruiting lounges.

Directly connected to the arena, Pratt Pavilion features convenient, ground-level parking. The 70,000-square-foot structure boasts balconies at the south side of the building which overlook the practice courts. The west facade of the building is glassed from the first floor to the second floor, allowing visibility of gallery and display areas from the street. The building is a significant element to the picturesque south entrance to the University of Tennessee campus.

The facility is named after lead donor Larry Pratt, whose love for Tennessee athletics began at a young age, when his father, Floyd, brought him to various sporting events at Neyland Stadium, Alumni Gym and Stokely Athletics Center.

In the 1990s, Pratt honored his father by creating an endowed scholarship in his name as a member of the Nathan Dougherty Society. Larry Pratt also was recognized at the 2003 Tennessee-Georgia football game for a \$1 million donation to the STEP-UP Campaign.

A native of Athens, Tennessee, Pratt currently resides in McLean, Virginia. He graduated from the University of Tennessee in 1972 with a degree from the College of Business and serves as president and CEO of First Savings Mortgage Corporation, the largest private mortgage banker in Washington, D.C.

Pratt's \$5 million commitment in April 2006, along with 341 other individual contributors through the Campaign for Tennessee Basketball, made Pratt Pavilion possible.

The UT Athletic Department first broke ground on the Pratt Pavilion in August 2006, and teams began practicing in the new structure on Oct. 12, 2007.

Tennessee's newest world-class basketball facility was officially unveiled and dedicated on Saturday, Jan. 19, 2008.

Both courts were completely refinished after the 2014-15 season, and the weight room was renovated and expanded to 4,350 square feet in the summer of 2016.

Select areas within Pratt Pavilion have been named in honor of other donors whose support for UT also helped make the project a reality:

- Brenda Lawson Court (women's)
  - Kathleen M. Bolze Locker Room (women's)
  - Frankie Ellis Wade Balcony
  - Kevin & Michelle Clayton Locker Room (men's)
  - John Ward Film Room
  - Chris Lofton Room\*
- \*gifts by Jerry and Nancy Fortner and Brian and Craig Nelson*



OUTLOOK

PLAYERS

STAFF

REVIEW

RESULTS

RECORDS

HONORS

POSTSEASON

VOLMANAC

MEDIA INFO



**What's a Volunteer?** Not your run of the mill school nickname, the proud legacy of the Volunteer calls Tennessee student-athletes to compete at an elevated standard when the stakes are highest. A Volunteer is the bravest breed of human from the boldest nation on Earth, fiercely proud to call Tennessee home whether the battle lies within its borders or in a land far away.

## THE FIRST VOLUNTEERS

In the aftermath of the Declaration of Independence, Americans were determined to create a nation that was free of the evils that had required them to resort to revolution. Among these was the fear of a large standing army. Such a force could be used to impose the will of an evil monarch and was therefore a threat to individual liberties. Instead, they would rely upon a volunteer army, citizen soldiers who would be called into service at times of crisis to serve their country.

When the people who would later be known as Tennesseans were first asked to volunteer for such an army, they had been living along the upper tributaries of the Tennessee River, near modern day Elizabethton. The call went out for volunteers to gather at Sycamore Shoals in September 1780 and march across the Smoky Mountains to meet this British threat. When finally assembled, the volunteers totaled almost 1,000 men, virtually the entire fighting force of the settlements. These "Overmountain Men" defeated the British at King's Mountain to turn the tide of the war in favor of the fledgling nation.

The tradition of the Tennessee Volunteer was thus already initiated when, in the War of 1812, the nation once again went to war. As they had done over 30 years before, Tennesseans responded enthusiastically. Instead of the 3,500 troops requested, 25,000 Tennesseans joined, participating in battles from the Canadian border to the Gulf of Mexico.



ANDREW JACKSON

## OLD HICKORY

Earlier in the War of 1812 the British torched Washington. The Tennessee Volunteers made sure New Orleans would suffer no such fate. Under future President Andrew "Old Hickory" Jackson at the Battle of New Orleans, Tennessee Volunteers took part in the greatest victory of the war when they helped to defeat an army of crack British regulars. Facing more than twice their number, the Tennessee Volunteers joined a New Orleans militia, a group of former Haitian slaves fighting as free

men and a band of outlaws headed by the notorious pirate Jean Lafitte. Thanks in no small part to the deadly Volunteer riflemen of Tennessee, the U.S. took a lopsided victory where more than 2,000 British were killed or wounded compared to eight killed and 13 wounded on the American side.

Jacob Hartsell, a captain in the 2nd East Tennessee militia, was among the Tennesseans who took part in the battle. He was so inspired by his fellow Tennesseans that he wrote a heroic poem in their honor. Entitled "The Brave Volunteer," this poetic journal entry is the earliest known written reference to Tennesseans as Volunteers.



DAVY CROCKETT

## VOLUNTEERS AT THE ALAMO

Two decades later, Tennesseans advanced their reputation as volunteers when, unsolicited, several hundred made the journey south to assist the Texans in their war for independence from Mexico. The best known of these was David Crockett. His already legendary status was only enhanced by his dramatic death at the Alamo in 1836.

But before the Alamo fell, 33 Tennesseans, the largest number of defenders provided by any state — nearly four times as many as from Texas — kept Mexican General Santa Anna's overwhelming army at bay for 13 days against unbelievable odds. On March 6, 1836, the brave Tennessee Volunteers and the other Alamo defenders were overrun and breathed their last.

However, the crucial days the Volunteers slowed down the Mexican army gave another Tennessean, Sam Houston, enough time to gallop through Texas raising an army to defend what would become the Lone Star State. This army defeated Santa Anna in no small part because of the contributions of Tennessee's Volunteers. There can be no doubt Texas owes a great debt of gratitude for its statehood to the fierce men from Tennessee.

## TENNESSEE... THE VOLUNTEER STATE

But Tennessee's status as the "Volunteer State" was solidified 10 years later when the United States War Department called for volunteers in the War with Mexico. Moving quickly to meet their allotted quota of 2,800 recruits, state officials were overwhelmed by 30,000 volunteers.

It was during the Spanish-American War that the students of the University of Tennessee began to lay official claim to the Volunteer nickname for themselves. In 1897, the student yearbook was christened, The Volunteer.

In 1902, the Atlanta Constitution used the term "Volunteers" to describe the football team when recounting a game between UT and Georgia Tech. However, the university sports teams continued to operate without an official nickname until 1905. In March of that year an article in the Knoxville Journal announced a nickname had been chosen.

"One of the admirers of the old school has suggested 'the Volunteers'," the newspaper reported. In classic understatement the report concludes, "The name sounds good, and it is likely that it will stick."

## THE VOLUNTEER SPIRIT

There have been other men who symbolized the indomitable Tennessee Volunteer spirit on and off the field of battle. One of the most famous proved to be Alvin York in World War I. York was drafted and nearly single-handedly captured 132 Germans, took out about 35 machine guns which had been decimating his battalion and killed no fewer than 25 of the enemy, according to officers' reports. Indeed, Marshall Ferdinand Foch said of York's heroism, "What you did was the greatest thing accomplished by any private soldier of all the armies of Europe."

Humbly, the reluctant hero returned home to Tennessee as the toast of the nation. Yet York wasn't interested in celebrity or cashing in on his fame, saying, "This uniform ain't for sale."

Tennessee Volunteers took part in every theater of World War II, whether helping secure the deadly beaches of Normandy to working in their own backyard in Oak Ridge on The Manhattan Project and the atomic bomb that brought an end to war in the Pacific.

Not every Volunteer story was forged in wartime. Part of the Volunteer legend deals with self-sacrifice for the good of others. Take Tennessee train engineer Casey Jones, for instance. Steaming full-bore in the early morning in Vaughan, Miss., in 1900, Jones saw boxcars in the distance on the tracks in front of him. When it became apparent the passenger train he was driving was destined for a catastrophic collision, Jones was faced with a desperate choice — he could jump out of the engine and save his life before the crash or he could stay in the engine and try to slow the train enough to save more passengers' lives. After ordering his fireman to jump from the racing locomotive and save himself, Jones died that day saving dozens of lives in an amazing display of self-sacrifice. But his story and heroism live in the ballad devoted to the Tennessean who saved so many lives that day in his casket of splintered wood and twisted steel.

The legend of the Tennessee Volunteer also applies to great minds who create items of great cultural value in interesting ways. The first constitution ever written by white men in America was drafted in 1772 by the Watauga Association near present day Elizabethton. Take the example of the Cherokee silversmith Sequoyah, the only known man in the history of the world to single-handedly create an alphabet, the first written language for a Native American people.

Similarly, Tennessean Alex Haley became one of America's most famous authors after recounting the experience of African-Americans in his highly-acclaimed "Roots." Haley chose to make his home in Norris, just a short drive from the University of Tennessee.

Every time since the nation's birth to this very day, when the U.S. needs an extraordinary effort to brush back the dark curtain of hopelessness, the Tennessee Volunteers are called. The bravery, heroism, wisdom and ferocity of the Volunteers place them on a pedestal of great American legends.

— by Nathan Kirkham  
Rockwood, Tenn.