



# FOOTBALL

WVU ATHLETIC COMMUNICATIONS  
PO Box 877 | Morgantown, WV 26507-0877  
304.293.2821

WVUSPORTS.com

## 2018

	<b>TENNESSEE</b> September 1 Charlotte, N.C. 3:30 p.m.	CBS SPORTS
	<b>YOUNGSTOWN STATE</b> September 8 Morgantown 6 p.m.	AT&T SPORTSNET
	<b>NC STATE</b> September 15 Raleigh, N.C. 3:30 p.m.	ESPN
	<b>KANSAS STATE*</b> September 22 Morgantown TBA	
	<b>TEXAS TECH*</b> September 29 Lubbock, Texas TBA	
	<b>KANSAS* ☼</b> October 6 Morgantown TBA	
	<b>IOWA STATE*</b> October 13 Ames, Iowa TBA	
	<b>BAYLOR**</b> October 25 Morgantown 7 p.m.	FS1
	<b>TEXAS*</b> November 3 Austin, Texas TBA	
	<b>TCU*</b> November 10 Morgantown TBA	
	<b>OKLAHOMA STATE*</b> November 17 Stillwater, Okla. TBA	
	<b>OKLAHOMA*</b> November 23 Morgantown 8 p.m.	ESPN

\* BIG 12 CONFERENCE GAME

◊ HOME COMING

▲ MOUNTAINEER WEEK

## GAME 1 // No. 17/20 WEST VIRGINIA VS. TENNESSEE

SATURDAY, SEPT. 1, 2018 | 3:30 P.M. (ET) | BANK OF AMERICA STADIUM (75,412) | CHARLOTTE, N.C.



### THE SERIES WITH TENNESSEE

All-Time Series	First Meeting
In Morgantown	0-0
In Knoxville	0-0
At Neutral Sites	0-0
Holgorsen vs. Tennessee	First Meeting
Holgorsen vs. Pruitt	First Meeting
Pruitt vs. West Virginia	First Meeting
Pruitt vs. Holgorsen	First Meeting



### WEST VIRGINIA

2017 Record	7-6, 5-4 Big 12
Head Coach	Dana Holgorsen
Alma Mater/Year	Iowa Wesleyan ('93)
Record at WVU	53-37 (8th)
Overall Record	53-37 (8th)

### TENNESSEE

2017 Record	4-8, 0-8 SEC East
Head Coach	Jeremy Pruitt
Alma Mater/Year	West Alabama ('99)
Record at Tennessee	First Year
Overall Record	First Year



WILLGRIEG

DAVIDLONGJR.

### NOTES TO REMEMBER

- ✓ The 2018 season marks West Virginia's 127th year of football/WVU is No. 14 all-time in college football number of wins
- ✓ WVU is 64-58-2 all-time in road openers/18-15-1 in all-time road season openers/3-4 under Holgorsen in road openers
- ✓ WVU has won 10 of its last 11 non-conference regular-season games/4-3 non-conference road record in September under Holgorsen/19-4 all-time regular season non-conference record under Holgorsen
- ✓ WVU is 20-5 in September under Holgorsen/5-4 on the road in September under Holgorsen/186-77-5 all-time in the month of September/60-50 all-time on the road in September
- ✓ Since 1980, West Virginia is 50-63 in games played on natural grass/9-10 this decade/8-8 under Holgorsen
- ✓ WVU is 29-23 in stadiums that also house a professional football team/5-4 under Holgorsen
- ✓ WVU is 83-11 since 2002 when winning the turnover battle

- ✓ WVU is 8-7 in games played in the state of North Carolina/1-2 in games played in Charlotte, the last time was a 31-30 win over North Carolina in 2008 Meineke Car Care Bowl
- ✓ WVU is 25-25-2 all-time vs. current members of the Southeastern Conference/1-3 under Holgorsen vs. schools currently in the SEC
- ✓ WVU is averaging 32.0 points per game against SEC opponents since 2000 (11 games)
- ✓ Since 2000, WVU is 112-16 when scoring 30 or more points in a contest/57-4 when scoring 40 or more points in a game
- ✓ In the Dana Holgorsen era, WVU has produced 83 games with 300 or more yards of total offense, 63 games with 400 or more yards of total offense, 34 games with more than 500 yards and 17 with more than 600 yards
- ✓ In the Holgorsen era, WVU has scored 30 or more points in 58 games, 40 or more points in 29 games, 50 or more points in 10 games and 60 or more points three times
- ✓ WVU is the only team in the Big 12 to finish better than its preseason prediction for the past three straight years



Pat WHITE

Alric ARNETT

### LAST TIME AT BANK OF AMERICA STADIUM: WEST VIRGINIA 31, UNC 30

CHARLOTTE, N.C. (Dec. 28, 2008) - West Virginia won its fourth straight bowl game in dramatic fashion with a 31-30 shootout victory over North Carolina in the Meineke Car Care Bowl in Charlotte.

Before a sell-out crowd of 73,712 fans, West Virginia standout quarterback Pat White played his last game in a Mountaineer uniform, and left with a performance that will go down as one of the great bowl outings in college football history.

White completed 26-of-32 passes for 332 yards and three touchdowns and rushed for 55 yards to total 387 yards of offense.

With the starting performance, White became the first quarterback in NCAA history to win four bowl games as he won the Sugar, Gator, Fiesta and Meineke Car Care Bowls.

It didn't take White and the Mountaineers long to get the shootout started as they scored on the game's opening possession. Tailback Noel Devine's 18-yard run ended an eight-play, 55-yard drive and gave West Virginia a 7-0 advantage.

North Carolina answered right back on its first possession, when quarterback T.J. Yates hit receiver Hakeem Nicks for a 73-yard touchdown to tie the game.

West Virginia came back just five-plays later, when White went to the air for the first of his three touchdown passes, and hit receiver Alric Arnett for a 44-yard strike, putting the Mountaineers up 14-7 with 5:11 left in the first.

The Tar Heels were not to be outdone and tied the game in just one offensive play when Nicks hauled in a 66-yard touchdown off a reverse pass from receiver Cooter Arnold.

Just before the wild first quarter ended, West Virginia went to the air again, and White found Bradley Starks over the middle for a 35-yard scoring play, giving the Mountaineers a 21-14 edge heading into the second quarter.

After the Mountaineer defense held Carolina on downs at the one-yard line, the WVU offense took over, but Devine was tackled in

the end zone for a safety and UNC closed the deficit to 21-16.

North Carolina took its first lead, 23-21, at the 10:36 mark of the second quarter, when Yates found Nicks again for a 25-yard strike in the corner of the end zone,

A Tar Heel interception in the end zone just before halftime ended another WVU scoring opportunity and preserved the UNC advantage.

On the opening possession of the third quarter, the WVU offense was on the move again and drove 65-yards in 11 plays, capped

off by a 25-yard Pat McAfee field goal for a 24-23 Mountaineer lead.

The offensive firepower continued later in the third when North Carolina regained the lead, 30-24, with a four-yard run from Yates in the right corner of the end zone.

Midway in the fourth quarter, WVU's fourth-down attempt on its own 44 was stopped, and UNC had all the momentum until the Mountaineer defense came up big, forcing a fumble as Robert Sands forced a fumble by UNC tailback Shaun Draughn that was recovered by J.T. Thomas at the WVU 30.

White completed a pass for 41 yards to Jock Sanders, then rushed for nine yards, before hitting Arnett for a 20-yard scoring toss and a 31-30 Mountaineer advantage with 7:14 left.

Both defenses traded stops, before UNC took over at its 26 with 3:15 left in the game. WVU's Pat Lazear ended the game four-plays later, intercepting Yates to seal the victory.

Along with White's great numbers, Arnett finished with 93 yards receiving and Nicks led UNC with 217 yards receiving and three scores.

West Virginia finished with 455 yards of total offense to UNC's 370, and evened the short series with UNC at 1-1. The Mountaineers finished the season at 9-4 while the Tar Heels dropped to 8-5. Aside from being the holder of 16 WVU, BIG EAST and NCAA records, White finished with an impressive 34-8 record in four years as West Virginia's starting quarterback.

## SCORING AND STATISTICAL SUMMARY

	1	2	3	4	F
West Virginia	21	0	3	7	31
North Carolina	14	9	7	0	30

1st	WVU - Noel Devine 18 rush (Pat McAfee kick)
	UNC - Hakeem Nicks 73 pass from T.J. Yates (Casey Barth kick)
	WVU - Alric Arnett 44 pass from Pat White (McAfee kick)
	UNC - Nicks 66 pass from Cooter Arnold (Barth kick)
	WVU - Bradley Starks 35 pass from White (McAfee kick)
2nd	UNC - Team Safety
	UNC - Nicks 25 pass from Yates (Barth kick)
3rd	WVU - McAfee 25 FG
	UNC - Yates 4 rush (Barth kick)
4th	WVU - Arnett 20 pass from White (McAfee kick)

	UNC	WVU
First Downs	20	15
Rushes/Yards	42/123	29/93
Passing Yardage	332	277
Passes	26/32/1	16/26/1
Punts	3/133/44.3	5/200/40.0
Fumbles/Lost	2/1	2/1
Return Yardage	13	0
Penalties/Yards	1/10	4/37
Time of Possession	33:44	26:16

WVU RUSHING: Devine 13-61; White 21-55; WVU PASSING: White 26-32-1-332; WVU RECEIVING: Arnett 7-93; Sanders 5-70; WVU TACKLES (TFL/QS): Allen 7 (1/0); Sowers 5; Lankster 5; WVU INTERCEPTIONS: Lazear.

UNC RUSHING: Draughn 17-65; UNC PASSING: Yates 15-25-1-211; UNC RECEIVING: Nicks 8-217; UNC TACKLES (TFL/QS): Sturdivant 11; Searcy 10 (1/2); UNC INTERCEPTIONS: Williams.

Attendance - 73,712

## GAME COVERAGE

TV.....CBS  
 Brad Nessler (PBP), Gary Danielson (analyst),  
 Jamie Erdahl (sideline)  
 National Radio.....Westwood One  
 Ryan Radtke (PBP), Derek Rackley (analyst),  
 Jason Horowitz (Pregame/Postgame Host)  
 Radio.....Tony Caridi (PBP), Dwight Wallace (analyst),  
 Jed Drenning (sideline),  
 Dan Zangrilli, Dale Wolfley (Pregame/Postgame Show)  
 Satellite Radio Broadcast.....Sirius Ch 103, XM Ch 202  
 Live Statistics.....TBA  
 Twitter Updates.....@WVUfootball, @WVUsports

## NATIONAL RANKINGS

### ASSOCIATED PRESS // PRESEASON

School	Record	Points	Prev. Rank
1. Alabama (42)	0-0	1,505	—
2. Clemson (18)	0-0	1,476	—
3. Georgia	0-0	1,350	—
4. Wisconsin (1)	0-0	1,271	—
5. Ohio State	0-0	1,256	—
6. Washington	0-0	1,215	—
7. Oklahoma	0-0	1,173	—
8. Miami	0-0	1,027	—
9. Auburn	0-0	1,013	—
10. Penn State	0-0	1,012	—
11. Michigan State	0-0	877	—
12. Notre Dame	0-0	804	—
13. Stanford	0-0	778	—
14. Michigan	0-0	773	—
15. USC	0-0	543	—
16. TCU	0-0	533	—
<b>17. West Virginia</b>	<b>0-0</b>	<b>511</b>	<b>—</b>
18. Mississippi State	0-0	450	—
19. Florida State	0-0	384	—
20. Virginia Tech	0-0	351	—
21. UCF	0-0	312	—
22. Boise State	0-0	292	—
23. Texas	0-0	216	—
24. Oregon	0-0	148	—
25. LSU	0-0	106	---

**ARV:** South Carolina 96, Florida 68, Utah 60, Oklahoma State 51, Florida Atlantic 38, Arizona 28, NC State 22, Texas A&M 21, Boston College 18, Northwestern 13, Kansas State 10, Iowa State 8, Houston 6, Memphis 3, Iowa 2, Troy 2, Fresno State, Arkansas State, Kentucky

### AMWAY COACHES POLL // PRESEASON

School	Record	Points	Prev. Rank
1. Alabama (61)	0-0	1,621	—
2. Clemson (3)	0-0	1,547	—
3. Ohio State (1)	0-0	1,458	—
4. Georgia	0-0	1,452	—
5. Oklahoma	0-0	1,288	—
6. Washington	0-0	1,245	—
7. Wisconsin	0-0	1,243	—
8. Miami	0-0	1,091	—
9. Penn State	0-0	1,050	—
10. Auburn	0-0	1,004	—
11. Notre Dame	0-0	892	—
12. Michigan State	0-0	870	—
13. Stanford	0-0	768	—
14. Michigan	0-0	752	—
15. USC	0-0	691	—
16. TCU	0-0	530	—
17. Virginia Tech	0-0	524	—
18. Mississippi State	0-0	407	—
19. Florida State	0-0	328	—
<b>20. West Virginia</b>	<b>0-0</b>	<b>310</b>	<b>—</b>
21. Texas	0-0	265	—
22. Boise State	0-0	261	—
23. UCF	0-0	259	—
24. LSU	0-0	254	—
25. Oklahoma State	0-0	168	—

**ARV:** South Carolina 138, Florida 135, Oregon 105, Utah 81, Texas A&M 67, Northwestern 67, Kansas State 35, Florida Atlantic 27, Memphis 23, Boston College 23, NC State 22, Arkansas State 19, Troy 19, Appalachian State 16, San Diego State 15, Kentucky 8, Iowa State 8, Iowa 8, Washington State 7, South Florida 6, Duke 5, Fresno State 4, Louisville 3, Arizona 2, Houston 2, Army, Northern Illinois



Dravon ASKEW-HENRY

David SILLS

## STATISTICAL COMPARISONS (2017 STATISTICS)

West Virginia	WVU Opponents	Tennessee	UT Opponents
34.5	31.5	19.8	29.1
301	279	197	262
150.3	204.2	117.4	251.2
309.3	241.4	173.7	161.7
459.6	445.5	291.1	412.9
24.3	19.6	21.2	23.1
4.8	11.1	8.0	7.3
11-23.5	14-15.4	5-37.2	10-9.0
22-12	16-8	16-8	20-10
79-776	93-850	67-497	79-636
36.3	39.2	42.3	40.7
11-15	21-29	14-21	13-18
27:15	32:45	28:14	31:46
62-185 (34%)	65-195 (33%)	50-163 (31%)	75-166 (45%)
16-21 (76%)	18-25 (72%)	3-10 (30%)	4-10 (40%)
25-185	19-125	22-125	35-242
46-53 (87%)	51-60 (85%)	28-35 (80%)	45-50 (90%)

## SEASON OPENERS

- ✓ West Virginia holds an all-time record of 89-32-4 in season openers.
- ✓ The Mountaineers are 18-15-1 when starting the season on the road and 5-2 under Holgorsen in season openers.
- ✓ WVU has won 13 in the past 16 season openers.

## THE 2017 MOUNTAINEER ROSTER

- ✓ The 2017 roster currently consists of 122 total players, 119 from 22 different states, two from the District of Columbia and one from the country of Sweden.
- ✓ Leading the way is West Virginia (32), followed by Pennsylvania (16), Ohio (14), Maryland (8), Georgia (7), North Carolina (5), Virginia (5), Delaware (4), Florida (4), Alabama (3), California (3), New Jersey (3), Texas (3), Illinois (2), Louisiana (2), Michigan (2), Tennessee (2), Kentucky (1), Mississippi (1), Missouri (1), Oklahoma (1) and Wyoming (1).

## ON GRASS

- ✓ Since 1980, West Virginia is 50-63 in games played on natural grass. The Mountaineers are 9-10 this decade and 8-8 under Holgorsen.

## NON-CONFERENCE PLAY

- ✓ West Virginia faces three non-conference opponents in the 2018 season. The Mountaineers open on Sept. 1 with Tennessee at Bank of America Stadium in Charlotte, N.C., then face FCS standout Youngstown State for the home opener on Sept. 8, before playing in Raleigh, North Carolina against NC State on Sept. 15.
- ✓ Under Dana Holgorsen, West Virginia is 21-8 in non-conference games, 15-1 at home, 2-1 on the road and 4-6 in neutral site games.

## AT HOME

- ✓ The 2018 season marks the 39th season of competition for West Virginia at Milan Puskar Stadium.
- ✓ WVU holds a 173-65-4 (.723) all-time mark at the facility, which opened in 1980.
- ✓ A total of 13,159,751 fans all-time have watched a game at Mountaineer Field.

## AGAINST THE SEC

- ✓ WVU is 25-25-2 all-time against current members of the Southeastern Conference. WVU is 0-1 against Alabama, 1-1 vs. Auburn, 1-0 against Georgia, 8-11-1 vs. Kentucky, 0-2 against LSU, 1-0 vs. Mississippi, 2-0 against Mississippi State, 3-3 vs. Missouri, 7-4-1 against South Carolina, 0-1 vs. Texas A&M, 1-1 against Vanderbilt.



# W GRIER HEISMAN



WILL GRIER // 6-2 // 223 // R-SR. // CHARLOTTE, N.C.

## TOP GRIER

# 5/5

Grier threw for five touchdowns in back-to-back games against Texas Tech and at Baylor, setting a school record. He also had five touchdown passes against East Carolina

# 7

Grier finished with 300 or more yards of total offense in his first seven games at WVU, a school-record for most consecutive 300-yard games

# 32

Grier finished with a career-best 32 completions against Texas Tech

# 34

Grier finished with 34 touchdown passes in 2017, second-most in school history. That mark was third-best in the Big 12 and No. 8 in the nation

# 300

Grier threw for 300 or more yards in his first seven games, second-best consecutive mark in school history. He finished with nine 300-yard performances for the season, tying for second on the WVU career chart

## RANKING AMONG RETURNING PLAYERS

	Big 12	NCAA	P5
<b>Pass Efficiency</b> (162.72)	1	3	2
<b>Passing Yards Per Game</b> (317.3)	1	3	1
<b>Total Offense</b> (3,612 yards/328.4)	1	4	2
<b>Passing Touchdowns</b> (34)	1	4	2
<b>Points Responsible For</b> (36 touchdowns/216)	1	6	3
<b>Points Responsible per Game</b> (216 points/19.6)	1	4	2
<b>Yards Per Completion</b> (3,490/13.96)	2	9	5
<b>Yards Per Pass Attempt</b> (3,490/8.99)	1	3	2
<b>Completion Percentage</b> (250/388 - 64.4)	1	9	7
<b>Completions per game</b> (250/22.72)	1	6	3

## 2018 PRESEASON HONORS

- Maxwell Award Watch List
- Walter Camp Player of the Year Watch List
- Davey O'Brien Quarterback Award Watch List
- Johnny Unitas Golden Arm Award Watch List
- Manning Award Watch List
- Wuerffel Award Watch List
- AFCA Good Works Team Watch List
- All-American First Team - (AP, Lindy's, Athlon Sports, Phil Steele)
- All-American Second Team (USA Today)
- Big 12's Heisman Hopeful (Street & Smith's)
- No. 7 Heisman Watch (Lindy's, Athlon Sports)
- No. 8 Heisman Watch (Phil Steele)
- No. 1 national quarterback ranking (Lindy's)
- No. 5 national quarterback ranking - (Phil Steele - Top Draft Eligible Players)
- No. 2 on Top 10 NFL Talent (Lindy's)
- Most Valuable Player in the Big 12 (Lindy's)
- Most Accurate Passer in the Big 12 (Lindy's)
- Strongest Arm in the Big 12 (Lindy's)
- Cooldest in the Clutch in the Big 12 (Lindy's)
- Best Passing Quarterback (Street & Smith's)
- All-Big 12 First Team (Lindy's, Athlon Sports, Street & Smith's, Phil Steele)

## WHAT THEY SAY ABOUT WILL

*"Will Grier throws the prettiest ball in America, and he seems to have a sixth sense that allows him to slip away from pressure."*

*"When you combine all that with the kind of receivers West Virginia has, you have big numbers and a chance to win a championship."*

**Andy Staples**

Sports Illustrated

College Football National Writer

## THE WILL TO THROW IT LONG

### Grier's Career Long Passes

76/TD	White pass (TCU)
75/TD	White pass (KSU)
75/TD	Sills pass (ECU)
68/TD	Simms pass (OSU)
64/TD	Sills pass (TCU)
63	White pass (ISU)
62/TD	Simms pass (DSU)
60/TD	Jennings pass (Virginia Tech)
55/TD	White pass (ISU)
53/TD	Sills pass (Baylor)
52/TD	Simms pass (ECU)
51	Jennings pass (Baylor)
49/TD	Sills pass (KU)
48	Jennings pass (DSU)
43	Jennings pass (Virginia Tech)
43	Sills pass (KSU)
43	Jennings pass (KSU)
40	Sills pass (ECU)
40/TD	Simms pass (Baylor)
40	Sills pass (OSU)

## THROWING IT FOR 300

### Grier's 300-yard Games

375	Baylor (2017)
372	Kansas State (2017)
371	Virginia Tech (2017)
366	TCU (2017)
352	Texas Tech (2017)
352	East Carolina (2017)
347	Kansas (2017)
316	Iowa State (2017)
304	Delaware State (2017)



## WILL GRIER

Height: 6-2 | Weight: 223 | Class: Redshirt Senior  
Last School: Florida | Hometown: Charlotte, N.C.

### 2017 Notes

- ✓ 2017 Big 12 Newcomer of the Year (AP, ESPN.com, coaches)
- ✓ All-Big 12 Second Team (ProFootballFocus)
- ✓ Davey O'Brien National Quarterback Award semifinalist
- ✓ Manning Award Quarterback of the Week (Sept. 11, Oct. 19)
- ✓ Big 12 Offensive Player of the Week (Oct. 16)
- ✓ Big 12 Newcomer of the Week (Sept. 3, Sept. 9, Oct. 16, Oct. 23, Nov. 13)
- ✓ Big 12 Conference Preseason Newcomer of the Year
- ✓ His 34 passing touchdowns are the second-most by WVU quarterback in a season
- ✓ Ranks No. 4 in school history single-season passing yards with 3,490
- ✓ Completed 250 passes in 2017, ranking No. 5 in school history
- ✓ Tied for No. 9 for most passing touchdowns thrown in a career in WVU history
- ✓ Ranked No. 5 in the country and No. 3 in the league in passing efficiency
- ✓ Averaged 9.0 yards per attempt, ranking No. 6 nationally
- ✓ Threw 34 passing touchdowns, ranking No. 8 nationally
- ✓ Placed No. 8 nationally after passing for 317.3 yards per game
- ✓ Ranked No. 9 nationally with 20.0 points responsible for per game
- ✓ Averaged 328.4 yards of total offense per game, ranking No. 11 nationally and No. 3 in the Big 12
- ✓ Completed 22.7 passes per game, good for No. 14 nationally and No. 3 in the Big 12
- ✓ His 3,490 passing yards were good for No. 20 nationally and No. 4 in the Big 12
- ✓ Averaged 14.0 passing yards per completion, ranking No. 16 in the country
- ✓ Completed 64.4 percent of his passes, ranking No. 18 nationally
- ✓ Recorded 300 yards passing in nine games breaking Geno Smith's single-season record of eight
- ✓ Sat out the last two games due to injury
- ✓ Completed six out of eight passes and threw for 50 yards before sustaining a game-ending hand injury in the first quarter against Texas
- ✓ Recorded 372 passing yards and four touchdowns at Kansas State
- ✓ WVU Offensive Champion: Iowa State, completing 20-of-25 passes for 316 yards and two touchdowns
- ✓ His 316 passing yards marked the eighth game in 2017 in which he threw for 300 or more yards
- ✓ Completed season-high 80 percent of his passes and threw two touchdown passes against Iowa State
- ✓ Recorded two passing touchdowns against Oklahoma State
- ✓ Threw for a career-high 375 yards and tallied five passing touchdowns at Baylor
- ✓ Tallied five touchdown passes against Texas Tech, tying a season-high



- ✓ Threw for 352 yards against Texas Tech, marking the sixth straight game he has thrown for at least 300 yards in a game, passing Geno Smith (2012) for second among WVU quarterbacks.
- ✓ Completed 32 passes against Texas Tech, a career-high and most since Clint Trickett at Texas (36) in 2014
- ✓ Threw for 366 yards and three touchdowns at TCU
- ✓ Completed a season-long 76-yard pass to Ka'Rahun White at TCU, the longest offensive play of the season for the Mountaineers
- ✓ Against Kansas, he became the second WVU quarterback to rush for two touchdowns, throw for two touchdowns and throw for 300 or more passing yards in the same game since Mike Sherwood against Pitt in 1968
- ✓ Tallied five passing touchdowns against East Carolina, marking the 11th time in program history a quarterback has thrown at least five touchdowns in a game
- ✓ Threw for 371 yards against Virginia Tech, the most by a WVU quarterback making his debut
- ✓ His 371 yards against Virginia Tech were the most in an opening game since Chad Johnston threw for 390 yards against Purdue in 1995

### 2018 Game-By-Game

Opponent	Comp.	Att.	Int.	Pct.	Yards	TDs	Long
Tennessee							
Youngstown St.							
NC State							
Kansas State							
Texas Tech							
Kansas							
Iowa State							
Baylor							
Texas							
TCU							
Oklahoma St.							
Oklahoma							

### 2017 Game-By-Game

Opponent	Comp.	Att.	Int.	Pct.	Yards	TDs	Long
Virginia Tech	31	53	1	.585	371	3	60
East Carolina	19	25	0	.760	352	5	75
Delaware State	19	27	1	.703	304	3	62
Kansas	25	39	1	.641	347	2	49
TCU	24	45	1	.533	366	3	76
Texas Tech	32	41	1	.740	352	5	32
Baylor	26	37	0	.703	375	5	53
Oklahoma State	20	42	4	.476	285	2	68
Iowa State	20	25	1	.800	316	2	63
Kansas State	27	46	2	.587	372	4	75
Texas	6	8	0	.750	50	0	34
Oklahoma				DNP			
Utah				DNP			
<b>Totals</b>	<b>250</b>	<b>388</b>	<b>12</b>	<b>.644</b>	<b>3,390</b>	<b>34</b>	<b>76</b>

### Grier's Passing Statistics

Year	Games	C/A	Pct.	Yards	TD	Int.	Long
2017	11	250/388	.644	3,390	34	12	76

# 1

Chase Goodbread from NFL.com picked his 18 for '18: Grier is the No. 1 candidate for the Heisman Trophy

# 3

ESPN College Football experts selected Grier No. 3 on the list of top 5 college football players

# 10

Dennis Dodd from CBS Sports named Grier one of the 10 best quarterbacks in the nation

# 375

Grier threw for a career-best 375 yards at Baylor

# 1/2

Grier was one of two WVU players (David Sills V), named to the Associated Press Preseason All-America team in 2018

# 91.7

Grier is the highest-graded returning quarterback in the nation according to ProFootballFocus



# AP PRESEASON ALL-AMERICA FOOTBALL TEAM

DAVID SILLS V // 6-4 // 210 // SR. // WILMINGTON, DEL.

## RANKING AMONG RETURNING PLAYERS

	Big 12	NCAA	P5
Receiving Yards (980)	4	15	8
Receiving Touchdowns (18)	1	1	1
Scoring (WR's) (112 - 8.6)	1	1	1
Total Touchdowns (Overall) (18)	1	8	4

## 2018 PRESEASON HONORS

- Maxwell Award Watch List
- Walter Camp Player of the Year Watch List
- Biletnikoff Award Watch List
- Heisman possibility (Phil Steele)
- All-American First Team
- (AP, Lindy's, Athlon Sports, Sporting News, Street & Smith's, USA Today)
- All-American Second Team (Phil Steele)
- No. 1 national wide receiver ranking (Lindy's)
- No. 3 national wide receiver (Phil Steele – Top Draft Eligible Players)
- No. 1 senior wide receiver ranking (Lindy's)
- Best Hands (Street & Smith's)
- All-Big 12 First Team
- (Lindy's, Athlon Sports, Street & Smith's)

## SILLS V TOUCHDOWNS

75-yard pass from Grier.....(ECU/17)
64-yard pass from Grier.....(TCU/17)
53-yard pass from Grier.....(BU/17)
49-yard pass from Grier.....(KU/17)
35-yard pass from Grier.....(BU/17)
35-yard pass from Howard.....(BU/15)
31-yard pass from Grier.....(TTU/17)
16-yard pass from Grier.....(BU/17)
16-yard pass from Grier.....(KSU/17)
15-yard pass from Howard.....(ASU/15)
11-yard pass from Grier.....(VT/17)
11-yard pass from Grier.....(TTU/17)
10-yard pass from Grier.....(ISU/17)
10-yard pass from Grier.....(VT/17)
9-yard pass from Grier.....(ECU/17)
8-yard pass from Grier.....(TTU/17)
7-yard pass from Grier.....(KU/17)
4-yard pass from Grier.....(ECU/17)
4-yard pass from Grier.....(TCU/17)
4-yard pass from Grier.....(KSU/17)

## BIG PLAYS

75/TD.....Sills pass from Grier (ECU/2017)
64/TD.....Sills pass from Grier (TCU/2017)
53/TD.....Sills pass from Grier (BU/2017)
51.....Sills pass from Chugunov (OU/2017)
49/TD.....Sills pass from Grier (KU/2017)
43.....Sills pass from Grier (KSU/2017)
40.....Sills pass from Grier (ECU/2017)
40.....Sills pass from Grier (OSU/2017)
35/TD.....Sills pass from Grier (BU/2017)
35/TD.....Sills pass from Howard (BU/2015)
34.....Sills pass from Grier (Texas/2017)
31/TD.....Sills pass from Grier (TTU/2017)
28.....Sills pass from Howard (TCU/2015)
26.....Sills pass from Grier (KU/2017)
24.....Sills pass from Grier (KU/2017)
23.....Sills pass from Grier (TTU/2017)
22.....Sills pass from Chugunov (OU)

### 2018 Game-By-Game

Opponent	No.	Yards	Avg.	TDs	Long
Tennessee					
Youngstown State					
NC State					
Kansas State					
Texas Tech					
Kansas					
Iowa State					
Baylor					
Texas					
TCU					
Oklahoma State					
Oklahoma					
Totals					

### 2017 Game-By-Game

Opponent	No.	Yards	Avg.	TDs	Long
Virginia Tech	9	94	10.4	2	14
East Carolina	7	153	21.9	3	75
Delaware State	2	19	9.5	0	14
Kansas	8	130	16.3	2	49
TCU	7	116	16.6	2	64
Texas Tech	6	89	14.8	3	31
Baylor	7	136	19.4	3	53
Oklahoma State	3	44	14.7	0	40
Iowa State	2	12	6.0	1	10
Kansas State	4	63	15.8	2	43
Texas	2	47	23.5	0	34
Oklahoma	3	77	25.7	0	51
Utah	0	0	0	0	0
Totals	60	980	16.3	18	75

### 2015 Game-By-Game

Opponent	No.	Yards	Avg.	TDs	Long
Baylor	2	64	32.0	1	35
TCU	3	42	14.0	0	28
Texas Tech	0	0	0	0	0
Texas	0	0	0	0	0
Kansas	0	0	0	0	0
Iowa State	1	10	10.0	0	10
Kansas State	0	0	0	0	0
Arizona State	1	15	15.0	1	15
Totals	7	131	18.7	2	35



## DAVID SILLS V

Height: 6-4 | Weight: 203 | Class: Redshirt Junior  
Last School: El Camino CC | Hometown: Wilmington, Del.

### 2017 Notes

- ✓ Biletnikoff Award Finalist
- ✓ Sporting News All-America First Team
- ✓ CBS Sports All-America First Team
- ✓ SI.com All-American First Team
- ✓ Associated Press All-American Second Team
- ✓ AFCA All-American Second Team
- ✓ Walter Camp All-American Second Team
- ✓ SBNation All-America Second Team
- ✓ The All-American All-America Second Team
- ✓ Sports on Earth All-American Third Team
- ✓ Big 12 Conference First-Team selection (AP, ESPN.com, coaches)
- ✓ Has played in 21 career games and started 14
- ✓ Tied for No. 1 nationally with 18 receiving touchdowns
- ✓ Ranked No. 11 nationally in total touchdowns, with 18
- ✓ Scored 8.6 points per game, ranking No. 24 nationally
- ✓ Ranks No. 2 in school history for single season touchdowns with 18
- ✓ Has 20 touchdown receptions in his career, ranking No. 5 in school history for receiving touchdowns
- ✓ Sills V was one of two receivers in the nation's top 50 scorers, which includes 33 placekickers, 11 running backs and four quarterbacks
- ✓ One of 20 players nationally to register at least 18 touchdown receptions in a season since 2000
- ✓ The third player in the Big 12 to record at least 15 receiving touchdowns in the last five seasons
- ✓ Caught three touchdowns in a game three times in 2017, becoming the second player in school history to do so (Stedman Bailey, 2012)
- ✓ Hauled in two touchdowns and recorded 63 receiving yards at Kansas State
- ✓ Hauled in three touchdown catches at Baylor, the sixth game this season he has recorded two or more receiving touchdowns
- ✓ Hauled in six catches and tallied three touchdown receptions against Texas Tech
- ✓ Recorded 116 yards receiving at TCU, the second consecutive game and the third time this season he had at least 100 receiving yards
- ✓ Tallied two receiving touchdowns at TCU, marking the fourth time this season he has recorded at least two receiving touchdowns in a game
- ✓ Eight receptions for 130 yards and two TDs at Kansas
- ✓ Recorded three touchdown catches against East Carolina, marking the first time a Mountaineer has caught three touchdowns since Stedman Bailey caught four against Oklahoma in 2012
- ✓ Had two receiving touchdowns against Virginia Tech, the most in a season-opening game since 2012

### Sills' Receiving Statistics

Year	Games	No.	Yards	Avg.	TD	Long
2018						
2017	13	60	980	16.3	18	75
2015	8	7	131	18.7	2	35
Totals	21	67	1,111	16.6	20	75



Ezekiel ROSE

Gary JENNINGS Jr.

### SEASON OPENERS UNDER HOLGORSEN

**2017 | Virginia Tech 31, WEST VIRGINIA 24 (Landover, Md.)** - West Virginia and Virginia Tech renewed an old border rivalry that hadn't been played in 12 years, and the result was a classic football game to start the 2017 season.

Playing in front of 67,489 fans at Washington's FedExField, the barnburner came down to the last play of the game before the No. 21/22 Hokies defeated the No. 22/20 Mountaineers, 31-24. The game marked the debut of new quarterbacks for both teams as West Virginia's Will Grier made his debut in the Gold and Blue and finished with 371 yards passing and three touchdowns. Virginia Tech's Josh Jackson passed for 235 yards and rushed for 101 to total 336 yards of total offense in his Hokie debut.

After trading possessions, Virginia Tech got the scoring started at the 6:10 mark of the first quarter, when kicker Joey Slye hit a field goal from 25 yards out. The 3-0 Hokie advantage lasted until the 5:37 point of the second quarter, when the Mountaineers took their first and only lead of the game. Grier capped a 10-play, 86-yard drive with an 11-yard touchdown pass to receiver David Sills V for a 7-3 WVU lead.

The lead held until just before halftime as Jackson gave the Hokies a 10-7 lead, with only 27 seconds left, with his 5-yard rush. After WVU tied the game at 10 with a field goal by Mike Molina, Virginia Tech answered on its next possession. The Hokies took a 17-10 advantage on Deshawn McCleave's 12-yard run.

But West Virginia answered the score to tie the game at 17 with 2:18 left in the quarter, when Sills hauled in his second scoring pass of the game on a 10-yard strike from Grier to end an 89-yard drive in eight plays.

Unfortunately for West Virginia, it took the Hokies just one play to answer the Sills score with a 32-yard pass from Jackson to Cam Phillips to give VT a 24-17 advantage late in the third quarter.

In the fourth, West Virginia tied the score with 12:37 left on Grier's 60-yard scoring toss to Gary Jennings Jr., before Virginia Tech's game-winning drive at the 8:53 to play. The Hokies marched 82 yards in six plays to take a 31-24 lead on Travon McMillian's three-yard rush with 6:30 left on the clock.

Starting from its own 20 with 1:55 to go, West Virginia was able to run 14 plays and reached the Hokie 15-yard line as the last two plays in the drive settled the outcome. However, the Mountaineers were held out of the end zone, resulting in the Hokie victory.

**2016 | WEST VIRGINIA 26, Missouri 11 (Morgantown)** - The Mountaineers wasted little time in setting the tone for the game and sending the home folks away happy. Racking up 10 first-quarter points and the game's first 13 points, West Virginia grabbed the lead and never relinquished it.

At the 5:41 mark of the first quarter, redshirt junior Mike Molina kicked the first field goal of his career, a 19-yarder that started the scoring for the season, giving WVU a 3-0 lead. Before the end of the quarter, senior tailback Rushel Shell III finished off a nine-play 88-yard drive with a 23-yard run, giving WVU its first touchdown of 2016 and a 10-0 advantage.

In the second quarter, Molina added his second field goal, this time from 26 yards, to give West Virginia a 13-0 cushion. Missouri did strike before the half ended as Tucker McCann's 24-yard field goal finished off a nine-play, 68-yard drive and provided the Tigers their first points of the season.

Leading 13-3 at the half, West Virginia started the third quarter strong and essentially put the game away by outscoring the Tigers 10-0 in the quarter. The opening possession of the third quarter saw the Mountaineers turn in an eight-play, 70-yard scoring drive, which was finished off by tailback Justin Crawford's first career touchdown from one-yard away.

Later in the quarter, Molina was good on his third field goal, as his 21-yarder ended a 67-yard drive and upped West Virginia's advantage to 23-3 heading into the fourth. Missouri outscored the Mountaineers in the fourth quarter by scoring eight points in the final two minutes, but it was far too little and too late.

WVU's Skyler Howard finished with 253 yards passing, while Crawford made the most of his debut with 101 yards rushing and one score, averaging 4.8 yards per carry. Shell added 90 yards rushing and one touchdown, giving the Mountaineers a strong one-two combination in the running game.

Receiver Daikiel Shorts turned in the first 100-yard receiving game of his career, and was Howard's favorite target with eight receptions for 131 yards with a long catch of 29 yards.

The Mountaineer defense received eight tackles each from Antonio Crawford and Justin Arndt to pace the unit. Final numbers showed West Virginia with 241 yards rushing and 253 passing to total 494 yards of offense. Missouri turned in 180 yards on the ground to go along with 282 passing for 462 yards of offense.

### COACHING STAFF ASSIGNMENTS

✓ Here's a breakdown of the WVU coaching staff assignments for the 2018 season:

Tony Gibson: AHC/DC/LB (Field)  
 Jake Spavital: OC/QB (Field)  
 Doug Belk: CB (Field)  
 Marquel Blackwell: RB (Field)  
 Tyron Carrier: WR (Field)  
 Matt Caponi: S (Field)  
 Dan Gerberry: TE/FB (Press Box)  
 Mark Scott: LB/Special Teams (Press Box)  
 Bruce Tall: DL (Press Box)  
 Joe Wickline: OL (Field)

### AGAINST THE BIG 12 CONFERENCE

✓ WVU is 36-31 all-time against current members of the Big 12 Conference. WVU is 4-2 vs. Baylor; 5-1 against Iowa State; 6-1 against Kansas; 3-5 vs. Kansas State; 2-8 vs. Oklahoma; 4-5 vs. Oklahoma State; 4-3 vs. Texas; 3-4 vs. TCU and 5-2 vs. Texas Tech.

### FIFTH-YEAR SENIORS

✓ There are 10 fifth-year seniors on the 2018 roster: Toyous Avery Jr. (S), Dravon Askew-Henry (S), Will Grier (QB), Jabril Robinson (DL), Billy Kinney (P), William Crest Jr. (WR), Kenny Bigelow Jr. (DL), Yodny Cajuste (OL), Trevon Wesco (TE), Brenon Thrift (DL).

### ALREADY GRADUATED

✓ Ten Mountaineers on the 2018 team already have earned their bachelor degrees: Toyous Avery Jr. (S), Hakeem Bailey (CB), Kenny Bigelow Jr. (DL), Yodny Cajuste (OL), William Crest Jr. (WR), Will Grier (QB), Billy Kinney (P), Jabril Robinson (DL), Trevon Wesco (TE) and Kelby Wickline (OL).

### MOST GRADUATES ON ROSTER (POWER 5 SCHOOLS)

1. Clemson	17
2. Arizona State	15
Pitt	15
4. Northwestern	14
5. Baylor	13
6. Alabama	12
Maryland	12
Virginia	12
9. Kansas	11
Penn State	11
11. West Virginia	10
Arkansas	10
Minnesota	10
South Carolina	10
Tennessee	10

### WVU VS. 2018 SLATE

✓ West Virginia owns a 43-36 record against its 2018 opponents. The Mountaineers have winning records over Baylor, Iowa State, Kansas, Texas, Texas Tech and Youngstown State and are even in their series with NC State.

2018 Opponent	Series Record
Baylor.....	2-0
Youngstown State.....	2-0
Iowa State.....	5-1
Kansas.....	6-1
Kansas State.....	3-5
NC State.....	5-5
Oklahoma.....	2-8
Oklahoma State.....	4-5
TCU.....	3-4
Tennessee.....	First Meeting
Texas.....	4-3
Texas Tech.....	5-2



## WVU IN THE RANKINGS (2017 STATS) ...

	NCAA	Big 12
Scoring Offense	22 (34.5)	3 (32.9)
Rushing Offense	83 (150.3)	5 (143.2)
Scoring Defense	90 (31.5)	8 (34.7)
Rushing Defense	103 (204.2)	10 (213.3)
Passing Offense	13 (309.3)	3 (309.9)
Total Offense	20 (459.6)	3 (453.1)
Passes Had Intercepted	97 (14)	9 (10)
Pass Defense	90 (241.4)	3 (252.2)
Total Defense	106 (445.5)	8 (465.6)
Kickoff Returns	16 (24.3)	5 (22.5)
Punt Returns	110 (4.8)	6 (5.9)
Net Punting	104 (36.3)	10 (34.3)
Passing Efficiency	16 (150.91)	3 (151.5)
Turnover Margin	105 (-0.54)	8 -0.67
Interceptions	63 (11)	T5 (8)
Pass Eff. Defense	90 (136.99)	7 (142.8)
First Downs	25 (301)	3 (213)
First Down Defense	95 (279)	8 (206)
Third Down Conv.	111 (34.0)	8 (34.1)
Opponent Third Down	24 (33.0)	4 (35.9)
Fourth Down Conv.	3 (76.0)	T1 (73.3)
Opponent Fourth Down	125 (72.0)	10 (77.8)
Sacks By	72 (25)	T7 (14)
Sacks Against	25 (19)	T1 (13)
Tackles for Loss	44 (85)	
Tackles for Loss Allowed	8 (53)	
Penalties	74 (79)	T7 (55)
Possession Time	116 (27:15)	9 (28:08)
Punt Return Defense	106 (11.1)	
Kickoff Return Defense	43 (19.6)	6 (37.9)
Turnovers Gained	60 (19)	7 (12)
Fumbles Gained	57 (8)	7 (4)
Red Zone Offense	44 (87.0%)	8 (82.4%)
Red Zone Defense	79 (85.0%)	6 (84.4%)



YodnyCAJUSTE

ToyousAVERY Jr.

### SEASON OPENERS UNDER HOLGORSSEN (CONTINUED)

**2015 | WEST VIRGINIA 44, Georgia Southern 0 (Morgantown)** - Led by its veteran defense, West Virginia opened the 2015 season with an impressive, 44-0, shutout of Georgia Southern and its option offense.

The Eagles did not complete a pass until late in the third quarter and were held to just two completions and 29 yards through the air. Leading the Mountaineer defensive performance was senior Karl Joseph with three interceptions and a forced fumble to go along with a game high eight tackles.

Finishing off a nine-play, 87-yard drive was quarterback Skyler Howard's 41-yard bomb to Jovon Durante, marking the freshman's first career catch as a touchdown.

While West Virginia chalked up 319 yards of total offense in the first half, the Eagles were held to just 89 total yards but still only trailed by two scores. That soon changed in the second half, as the WVU offense erupted for 28 points and the first half field goals turned in to second half touchdowns.

Joseph's second interception set up running back Rushel Shell's six-yard touchdown run at the 9:06 mark of the third.

Howard then threw his second touchdown pass in the game at the 4:19 mark, when he found Shelton Gibson for a 26-yard scoring strike and a 30-0 Mountaineer advantage.

Joseph's third interception in the quarter led to West Virginia's next score early in the fourth. Howard found receiver Daikiel Shorts for a 26-yard pass, setting up Wendell Smallwood's 19-yard scoring run on the very next play. The rushing score sealed an impressive 85-yard drive in just six plays, giving WVU a 37-0 lead.

The Mountaineers finished the game's scoring with 2:26 left, when backup quarterback William Crest Jr. marched the Mountaineers on a 10-play, 41-yard drive that ended with Crest's two-yard run.

**2014 | No. 2 ALABAMA 33, West Virginia 23 (Atlanta, Ga.)** - West Virginia went into the Chick-fil-A Kickoff game against No. 2 Alabama as more than a 25-point underdog, but the Mountaineers held their own in a 33-23 win by the Crimson Tide.

WVU senior receiver Kevin White was spectacular on the national stage with nine catches for 143 yards and one touchdown. The totals were a career high for White and the second 100-yard receiving effort of his career.

West Virginia took an early 3-0 lead before Alabama answered with the next 10 points behind a 47-yard field goal from Adam Griffith and a 15-yard touchdown run by T.J. Yeldon for a 10-3 Tide advantage.

Trickett was sharp for most of the day and brought the Mountaineers back to tie the game at 10-10, when he hit White for a 19-yard scoring toss. The final 2:00 of the half was a flurry of action as Alabama regained the lead with 1:57 left, when Yeldon scored his second touchdown.

However, West Virginia answered right back with a 100-yard kickoff return from Mario Alford to knot the game again at 17-17. The only problem with Alford's score was that he left too much time on the clock (1:31), and Alabama capitalized, taking a 20-17 lead at the half behind a 41-yard field goal from Griffith.

Third quarter action saw the Tide add a Derrick Henry 19-yard touchdown run to open up a 10-point lead at 27-17. WVU answered with a 42-yard Lambert field goal to cut the deficit to seven, 27-20, with 4:59 left in the third. Alabama answered with the final score of the quarter coming at the 1:27 mark as Griffith converted from 27-yards away. Both teams traded field goals to finish the game.

Along with White's impressive numbers for West Virginia, Trickett was strong with 365 yards passing on 29 completions. Wendell Smallwood added 73 yards receiving and Jordan Thompson had five catches for 62 yards.

A trio of defenders led the Mountaineer defense behind Karl Joseph's 18 tackles, followed by 11 stops each from Worley and Nick Kwaitkoski.

### OVERTIME GAMES

✓ The 33-26 overtime loss to Oklahoma State in 2015 marked the 14th overtime game in West Virginia history. The Mountaineers own a 6-8 record in overtime games.

✓ West Virginia played its first overtime game against Pitt in 1997, dropping a three-overtime thriller, 41-38.

#### Overtime Games

Oct. 10, 2015	Oklahoma State 33, WVU 26, OT
Nov. 30, 2013	Iowa State 52, WVU 44, 3OT
Nov. 9, 2013	Texas 47, WVU 40, OT
Nov. 2, 2013	WVU 30, TCU 27, OT
Nov. 3, 2012	TCU 39, WVU 38 2OT
Oct. 29, 2010	UConn 16, WVU 13 OT
Sept. 10, 2010	WVU 24, Marshall 21 OT
Nov. 8, 2008	Cincinnati 26, WVU 23 OT
Sept. 18, 2008	Colorado 17, WVU 14 OT
Dec. 2, 2006	WVU 41, Rutgers 39, 3OT
Oct. 15, 2005	WVU 46, Louisville 44, 3OT
Sept. 18, 2004	WVU 19, Maryland 16 OT
Nov. 11, 2000	WVU 31, Rutgers 24, 2OT
Nov. 28, 1997	Pitt 41, WVU 38, 3OT

### WVU'S RECORD WHEN WEARING ... (SINCE 2001)

Blue Jersey - Gold Pants: 28-10
Blue Jersey - White Pants: 8-6
Blue Jersey - Blue Pants: 25-10
White Jersey - Gold Pants: 12-11
White Jersey - White Pants: 21-17
White Jersey - Blue Pants: 18-8
Gold Jersey - Blue Pants: 10-1
Gold Jersey - Gold Pants: 6-3
Gold Jersey - White Pants: 4-1
Gold Jersey - Gray Pants: 0-1
Gray Jersey - Gray Pants: 1-0



ReeseDONAHUE

KennedyMCKOY

**2013 | WEST VIRGINIA 24, William & Mary 17 (Morgantown)** - New faces made their mark on WVU football for the first time as the Mountaineers won their season and home opener by a 24-17 count over William & Mary.

Charles Sims led all rushers with 120 yards on 23 carries, including an 11-yard touchdown rush for the season's first score. Dreamius Smith added 40 yards rushing, while Wendell Smallwood scored the go-ahead touchdown on a two-yard rush in the fourth quarter.

Ronald Carswell showed his explosiveness with a 69-yard third quarter touchdown reception, and Daikiel Shorts and Devonte Mathis combined for 11 catches for 107 yards. Another pleasant surprise was the punting of Nick O'Toole, a redshirt sophomore, who flipped the field in WVU's favor on four of his five punts. He averaged 50.6 yards per punt with a long of 60 yards.

The Mountaineers took their opening drive 67 yards on eight plays for a 7-0 lead behind Sims' 11-yard touchdown rush. The rest of the first half belonged to William & Mary, tying the game at the 3:28 mark of the first quarter on a Darnell Laws one-yard touchdown reception.

William & Mary took the lead at the 8:56 mark of the second quarter, when quarterback Michael Graham rushed in from five-yards out for a 14-7 Tribe advantage. W&M upped its advantage to 17-7 at the half, when kicker John Carpenter added a 29-yard field goal with just 0:23 left.

The Mountaineers came up with two key scores in the third quarter to tie the game, before heading into the fourth. While the WVU offense fought back to erase a 10-point deficit, the defense came up big in the second half by blanking the Tribe on the scoreboard and holding them to just 108 total yards in the final two quarters of action.

West Virginia's defensive effort was led by Nick Kwiatkoski, Cook and Rowell, combining for 19 tackles.

**2012 | No. 11 WEST VIRGINIA 69, Marshall 34 (Morgantown)** - Quarterback Geno Smith started his senior season in spectacular fashion, hitting 32-of-36 passes for 323 yards and four TDs, while adding a 28-yard rushing score.

The Mountaineers started fast and never looked back, jumping out to a 13-0 lead in the first quarter on Smith's 32-yard touchdown toss to Stedman Bailey and Shawne Alston's three-yard rush."

Marshall cut the deficit to 13-7 at the 11:16 mark of the second quarter, when running back Travon Van scored from four-yards out to cap a 14-play, 98-yard drive for the Thundering Herd. However, the rest of the half belonged to West Virginia. The Mountaineers outscored the Herd 21-3 in the final 11 minutes of the first half to take a 34-10 lead into the locker room.

Aside from Smith's sparkling numbers, several Mountaineers posted impressive performances. Alston finished with 123 yards rushing and two scores, Buie totaled 80 yards on the ground and one score, Austin caught 10 passes for 53 yards to go along with a 70-yard run, and Bailey finished with nine catches for 104 yards. In his Mountaineer debut, Isaiah Bruce finished with 16 tackles and the fumble return for a score, while fellow linebacker Doug Rigg had one interception for a 46-yard return. Linebacker Terence Garvin also was strong with 12 tackles, one sack, two TFL and forced the fumble that Bruce returned for a TD.

Final statistics showed West Virginia with 331 yards rushing and 324 passing for 655 yards of total offense. Marshall totaled 132 yards on the ground and 413 in the air for 545 yards of total offense."

**2011 | No. 24 WEST VIRGINIA 34, Marshall 13 (Morgantown)** - In a bizarre evening in the Mountain State, Dana Holgorsen's debut as West Virginia's 33rd head football coach got off to a winning start with a 34-13 victory over Marshall.

With West Virginia leading 27-13 at the 4:59 mark of the third quarter, both teams had to leave the field and seating area as Milan Puskar Stadium was evacuated due to severe rain and lightning. After a three hour and three minute delay, the game resumed until the 14:36 mark of the fourth quarter, when lightning forced the teams off the field again. Both delays totaled four hours and 22 minutes, before it ended with WVU earning the win.

West Virginia was led by quarterback Geno Smith, who passed for 249 yards on 26 completions and two touchdowns. Stedman Bailey hauled in five catches for 76 yards, while Najee Goode led all tacklers with seven."

Statistics for the shortened contest showed West Virginia with 42 yards rushing and 249 passing for 291 yards of total offense. Marshall had 72 yards on the ground and 115 in the air for 187 yards of offense."

### 30 IS ENOUGH

✓ Dating back to 1980, the Mountaineers hold a 193-19-1 record when scoring 30 or more points in a game. During the 1990s, the Mountaineers were 42-4 when scoring 30 or more points in a contest and were 40-2-1 in the '80s when reaching that mark. WVU is 112-15 since 2000 when scoring 30 points or more in a contest.

### SCORING 40 OR MORE POINTS

✓ Under Dana Holgorsen, West Virginia is 24-4 when scoring 40 or more points. Since 2000, the Mountaineers are 57-4 when hitting the 40-point plateau, and WVU is 187-4 all-time when scoring at least 40 points in a game.

### AGAINST RANKED TEAMS

✓ Beginning with a 27-0 loss to Fordham on Oct. 18, 1941, West Virginia has played 148 games against nationally ranked teams. Of those, 41 have been Mountaineer victories.  
 ✓ Since 2001, WVU has posted 19 victories over ranked teams.

### NATIONAL POLLS

✓ West Virginia enters the 2018 season ranked No. 17 in the *Associated Press Poll* and No. 20 in the *Amway Coaches' Poll*.  
 ✓ This marks the third time, including 2012, that WVU has entered the season in the national rankings and the 18th time in the school history.  
 ✓ West Virginia started the 2017 season ranked No. 22 in the *Associated Press Poll* and No. 20 in the *Amway Coaches' Poll*.  
 ✓ The Mountaineers dropped out after the season opener, reappeared at No. 23 on Sept. 24, fell out on Oct. 8, reappeared at No. 23 on Oct. 15, fell out on Oct. 29, reappeared on Nov. 5 and then dropped out on Nov. 19.  
 ✓ WVU was ranked as high as No. 22 in both polls on Oct. 22 and was ranked for seven weeks in the AP Poll and six weeks in the coaches' poll.  
 ✓ Since 2011, Dana Holgorsen's squads have been ranked during seven of his eight years and have been among the Top 25 during 45 different weeks and in the Top 10 eight times.

### WVU'S PRESEASON NATIONAL RANKINGS

Year	AP	Coaches
2018	17	20
2017	22	20
2012	11	11
2011	24	RV
2010	25	T24
2008	8	8
2007	3	6
2006	5	7
2004	10	11
1998	11	12
1995	23	27
1994	24	23
1990	25	--
1989	17	RV
1988	16	RV
1970	T20	--
1955	19	--
1953	17	--



### ON NETWORK TELEVISION

- ✓ The CBS telecast of the Tennessee game marks the 251st network television game for West Virginia.
- ✓ All-time WVU is 130-119-1 in nationally televised games.

### MOST TOTAL WINS OVER THE LAST 16 YEARS (2003-18)

Rk.	School	Wins
1.	Boise State	167
2.	Oklahoma	159
3.	Ohio State	152
4.	LSU	151
5.	Wisconsin	148
6.	Georgia	146
	Clemson	145
8.	TCU	144
9.	Virginia Tech	140
	USC	140
11.	Oregon	139
12.	Alabama	137
13.	Auburn	133
14.	Florida	132
	Utah	132
16.	Texas	131
17.	Florida State	130
<b>18.</b>	<b>West Virginia</b>	<b>129</b>
19.	Louisville	127
	Navy	127
21.	Nebraska	122

### BEST WINNING PERCENTAGE AWAY FROM HOME (ROAD OR NEUTRAL) OVER THE LAST 16 YEARS (2003-18)

Rk.	School	W-L	Winning %
1.	Ohio State	60-19	.759
2.	Oklahoma	67-23	.744
3.	Boise State	73-26	.737
4.	Georgia	64-27	.703
5.	Alabama	63-27	.700
6.	TCU	62-30	.674
7.	LSU	53-27	.663
8.	USC	59-31	.656
9.	Texas	57-31	.648
10.	Florida State	55-30	.647
11.	Utah	59-34	.634
12.	Virginia Tech	60-35	.632
13.	Oregon	55-34	.618
14.	Clemson	53-34	.609
15.	Wisconsin	56-37	.602
16.	Louisville	54-37	.593
	Florida	48-33	.593
<b>18.</b>	<b>West Virginia</b>	<b>51-37</b>	<b>.580</b>
19.	Navy	53-40	.570

### BEST HOME WINNING PERCENTAGE OVER THE LAST 16 YEARS (2003-18)

Rk.	School	W-L	Winning %
1.	Boise State	94-5	.949
2.	Oklahoma	83-8	.912
3.	Ohio State	92-13	.876
4.	Wisconsin	92-14	.868
5.	USC	79-13	.859
6.	LSU	98-17	.852
7.	TCU	81-17	.827
8.	Clemson	90-21	.811
9.	Oregon	84-20	.808
10.	Alabama	79-19	.806
11.	Florida	78-21	.788
12.	Georgia	82-26	.759
<b>13.</b>	<b>West Virginia</b>	<b>78-25</b>	<b>.757</b>
14.	Utah	71-24	.747
15.	Iowa	76-27	.738



### SPECIAL TEAMS/DEFENSIVE TOUCHDOWNS SINCE 2000

#### 2017

Kenny Robinson 94 interception return vs. Texas  
 Kenny Robinson 39 interception return vs. Oklahoma State  
 Marvin Gross Jr. 0 yard blocked punt return vs. Oklahoma State  
 Mike Daniels Jr. 25 interception return at Kansas

#### 2016

Rasul Douglas 54 interception return vs. BYU

#### 2015

Terrell Chestnut 32 interception return at Kansas  
 Jared Barber 42 fumble return vs. Texas  
 Shelton Gibson 100 kickoff return at Baylor

#### 2014

KJ Dillon 35 interception return vs. Texas A&M  
 Terrell Chestnut 35 fumble recovery vs. TCU  
 Dravon Henry 52 interception return at Oklahoma State  
 Mario Alford 94 kickoff return vs. Kansas  
 Mario Alford 100 kickoff return vs. Alabama

#### 2013

Karl Joseph 38 fumble return vs. Iowa State  
 Karl Joseph 0 fumble return at Baylor  
 Darwin Cook 32 interception return at Baylor  
 Ishmael Banks 58 interception return vs. Oklahoma State

#### 2012

Tavon Austin 76 punt return vs. TCU  
 Tavon Austin 100 kickoff return vs. Kansas State  
 Doug Rigg 51 fumble return vs. Maryland  
 Isaiah Bruce 43 fumble return vs. Marshall

#### 2011

Darwin Cook 99 fumble return vs. Clemson  
 Pat Miller 52 interception return at USF  
 Tavon Austin 90 kickoff return at USF  
 Julian Miller 0 fumble recovery at Cincinnati  
 Terence Garvin 37 interception return at Maryland  
 Tavon Austin 100 kickoff return vs. Marshall

#### 2009

Sidney Glover 24 interception return at Rutgers  
 Tavon Austin 98 kickoff return vs. UConn

#### 2008

Morty Ivy 29 interception return vs. Villanova

#### 2007

Reed Williams 0 fumble recovery vs. UConn  
 Eric Wicks 44 fumble return vs. Louisville  
 Keilen Dykes 19 interception return vs. Syracuse

#### 2006

Vaughn Rivers 50 punt return vs. Mississippi State  
 Darius Reynaud 96 kickoff return vs. Maryland

#### 2005

Jamille Addae 40 interception return vs. Pitt  
 Thandi Smith 1 punt return vs. Rutgers  
 Antonio Lewis 77 punt return vs. East Carolina  
 Eric Wicks 31 interception return vs. Syracuse

#### 2004

Mike Lorello 21 interception return vs. Connecticut  
 Eric Wicks 34 interception return vs. Virginia Tech  
 Adam Lehnortt 21 fumble return vs. James Madison  
 Adam Jones 76 punt return vs. East Carolina

#### 2003

Lance Frazier 64 punt return vs. Temple  
 Adam Jones 47 fumble return vs. Temple  
 Adam Jones 49 interception return vs. Boston College  
 Adam Jones 87 kickoff return vs. Boston College  
 Joe Hunter 0 blocked punt return vs. UCF

#### 2002

Arthur Harrison 0 fumble recovery vs. East Carolina  
 Angel Estrada 43 interception return vs. Rutgers

#### 2001

Shawn Terry 100 kickoff return vs. Maryland  
 Shawn Hackett 10 fumble return vs. Rutgers  
 Shawn Hackett 50 interception return vs. Rutgers

#### 2000

Grant Wiley 22 interception return vs. Boston College  
 Shawn Hackett 41 interception return vs. Boston College  
 Grant Wiley 15 interception return vs. Idaho  
 Ben Meighan 36 fumble return vs. Virginia Tech  
 Shawn Terry 100 kickoff return vs. Syracuse  
 Bryant 49 interception return vs. Rutgers  
 Jason Davis 0 fumble return vs. East Carolina  
 Shawn Terry 89 kickoff return vs. Pitt  
 Lance Frazier 32 interception return vs. Pitt  
 Shawn Terry 99 kickoff return vs. Ole Miss

## SCORING 20 OR MORE IN A QUARTER

- ✓ West Virginia scored 21 points in the second quarter at Kansas State, marking the ninth time in 2017 in which WVU scored at least 20 points in a quarter
- ✓ WVU scored 20 or more points in two quarters against East Carolina and Delaware State, the first time that WVU has scored 20 or more points in two quarters in back-to-back games since 2000, and WVU added a third consecutive game with 20 or more points in two quarters at Kansas the next weekend
- ✓ WVU has scored 20 or more points in a quarter 62 times since 2000 and has done it in two quarters of a game 11 different times, three coming in 2017

Game	Year	Points	Quarter
Kansas State	2017	21	2nd
Baylor	2017	21	3rd
Texas Tech	2017	22	4th
Kansas	2017	21	4th
Kansas	2017	28	2nd
Delaware State	2017	21	2nd
Delaware State	2017	24	1st
East Carolina	2017	28	2nd
East Carolina	2017	21	1st
Kansas	2016	21	2nd
Texas Tech	2016	21	4th
Kansas	2015	28	1st
Maryland	2015	21	1st
Texas A&M	2014	20	1st
Iowa State	2014	20	2nd
Towson	2014	21	2nd
Baylor	2013	21	4th
Georgia State	2013	21	4th
Kansas	2012	21	2nd
TCU	2012	21	2nd
Baylor	2012	21	3rd
Baylor	2012	21	2nd
James Madison	2012	21	1st
Marshall	2012	21	3rd
Marshall	2012	21	2nd
vs. Clemson	2011	35	2nd
Connecticut	2011	23	3rd
Bowling Green	2011	21	2nd
Norfolk State	2011	28	3rd
UNLV	2010	21	1st
Auburn	2009	21	1st
North Carolina	2008	21	1st
Louisville	2008	21	3rd
UConn	2008	21	3rd
UConn	2007	21	4th
UConn	2007	21	3rd
Miss. State	2007	28	1st
at Marshall	2007	21	3rd
at Marshall	2007	21	4th
W. Michigan	2007	21	3rd
vs. Ga. Tech	2006	21	3rd
Cincinnati	2006	21	2nd
Cincinnati	2006	21	3rd
Syracuse	2006	21	3rd
at Miss. State	2006	21	4th
Maryland	2006	21	1st
vs. Georgia	2005	21	1st
Pitt	2005	21	4th
UConn	2005	21	2nd
at Maryland	2005	24	4th
James Madison	2004	21	2nd
East Carolina	2004	28	2nd
Temple	2003	21	1st
at East Carolina	2003	20	2nd
at East Carolina	2003	21	3rd
at Temple	2002	21	1st
UT-Chattanooga	2002	21	2nd
UT-Chattanooga	2002	21	4th
Rutgers	2001	28	1st



MarcusSIMMS

MartellPETTAWAY

## WEST VIRGINIA OFFENSE

- ✓ West Virginia returns nine players on offense who have started at least one game, including offensive lineman Colton McKivitz, who leads the Mountaineers with 23 offensive starts
- ✓ Other players with starting experience from 2017 are offensive lineman Yodny Cajuste (19), quarterback Will Grier (16), wide receiver Gary Jennings Jr. (14), wide receiver David Sills V (14), offensive lineman Matt Jones (13), offensive lineman Josh Sills (9), running back Kennedy McKoy (3) and offensive lineman Kelby Wickline (1)
- ✓ A total of 112 career starts return on offense, including 65 from offensive linemen, 28 from wide receivers, 16 from quarterbacks and three from running backs
- ✓ The Mountaineers return 13 letterwinners on offense, while losing seven
- ✓ Jones led the Mountaineers in offensive snaps played last season with 981
- ✓ WVU's offensive roster includes 19 true freshmen, eight redshirt freshmen, one sophomore, 12 redshirt sophomores, three juniors, five redshirt juniors, five seniors and four redshirt seniors
- ✓ WVU's total offensive personnel includes four quarterbacks, eight running backs, eight fullback/tight ends, 19 offensive linemen and 17 wide receivers
- ✓ The Mountaineers return five offensive players who received All-Big 12 distinction in 2017: Cajuste (Second Team), Grier (Newcomer of the Year), Jennings Jr. (Second Team), McKivitz (Honorable Mention), Sills V (First Team)
- ✓ Cajuste, Grier and Sills V were named to the 2018 Preseason All-Big 12 Football Team; Grier was selected as the Preseason Offensive Player of the Year
- ✓ Under head coach Dana Holgorsen, the Mountaineers are averaging 34.9 points per game and 482.6 yards per game in season openers
- ✓ WVU has gained at least 400 yards of total offense in five of the past six season-opening games
- ✓ The Mountaineers have averaged 32 points per game against Southeastern Conference foes since 2000 (11 games)
- ✓ The Mountaineers are 112-15 when scoring 30 or more points in a game since 2000
- ✓ Dating back to 2014, WVU has scored 25 or more points in 28 of its last 41 games

- ✓ West Virginia ranked No. 20 nationally in total offense in 2017, averaging 459.6 yards per game; WVU ranked No. 13 nationally with 309.3 passing yards per game
- ✓ The Mountaineers gained 5,975 yards of total offense in 2017, the fifth-most in school history
- ✓ WVU tallied 400 or more yards of total offense eight times last season, including six games of over 500 yards of total offense
- ✓ WVU averaged 34.5 points per game in 2017, ranking No. 22 nationally and No. 3 in the Big 12
- ✓ WVU has recorded 400 or more yards of total offense in 28 of its last 38 games and 450 or more yards in 17 of its last 27 games
- ✓ Entering the season, the Mountaineers have tallied at least 20 offensive first downs in 34 of their last 38 games
- ✓ WVU has rushed for at least 150 yards in 28 of its last 39 games and at least 200 yards in 18 of its last 31 games, including six times in 2017
- ✓ Under Holgorsen, WVU has rushed for 200 or more yards 32 times, 300 or more yards nine times and 400 or more yards twice
- ✓ Also under Holgorsen, the Mountaineers have thrown for 300 or more yards 43 times, 400 or more yards 12 times and 500 or more yards three times

### 350 or More Yards Passing (Last 10 years)

656	Baylor (2012)	70-63/W
532	Arizona State (2015)	43-42/W
511	Maryland (2014)	40-37/W
469	Connecticut (2011)	43-16/W
463	LSU (2011)	47-21/L
448	James Madison (2012)	42-12/W
431	Norfolk State (2011)	55-12/W
410	Louisville (2011)	35-28/L
407	Kansas (2012)	59-10/W
407	Clemson (2011)	70-33/W
403	East Carolina (2017)	56-20/W
401	Oklahoma State (2012)	55-34/L
389	Youngstown State (2016)	38-21/W
388	at Maryland (2011)	37-31/W
376	Oklahoma (2014)	45-33/L
375	at Baylor (2017)	38-36/W
372	at Kansas State (2017)	28-23/W
372	at Cincinnati (2011)	24-21/W
371	vs. Virginia Tech (2017)	31-24/L
366	at TCU (2017)	31-24/L
365	vs. Alabama (2014)	33-23/L
359	Georgia Southern (2015)	44-0/W
	Georgia State (2013)	41-7/W
355	Towson (2014)	54-0/W
356	Iowa State (2013)	52-44/L
352	Texas Tech (2017)	46-35/W
352	Rutgers (2010)	35-10/W



ColtonMCKIVITZ

JoshSILLS

### WEST VIRGINIA OFFENSE

- ✓ WVU threw 37 touchdowns in 2017, including 34 by Grier, to rank No. 2 in single-season school history
- ✓ Led by Grier, the Mountaineers threw for 4,021 yards in 2017, the fourth-most in school history
- ✓ Grier logged a school-record seven consecutive games of 300 or more yards of total offense in 2017
- ✓ Grier ranks in the top five nationally for returning leaders in pass efficiency (3rd), passing yards per game (2nd), total offense (4th), passing touchdowns (4th), points responsible for (4th) and yards per pass attempt (3rd)
- ✓ Sills V's 18 touchdown receptions in 2017 tied for No. 1 nationally and ranked No. 2 in WVU single-season history; he also is the nation's returning leader in scoring by a wide receiver

- ✓ Jennings Jr. ranks No. 2 in national returning reception leaders, as well as No. 3 in receptions per game and No. 7 in receiving yards
- ✓ **Top games for total first downs in school history**
  1. 37 - Maryland (2015)
  2. 36 - Washington & Lee (1923)
  3. 35 - Syracuse (1993)
  4. 34 - Colorado State (1980)
  5. 33 - Maryland (2014)
  - 33 - Towson (2014)
  - 33 - Baylor (2014)
  - 33 - Baylor (2012)
- ✓ **Top games for amount of plays (Holgorsen Era)**
  1. 108 - Maryland (2014)
  2. 98 - Oklahoma State (2015)
  3. 96 - Maryland (2015)

### WEST VIRGINIA DEFENSE

- ✓ WVU's defensive roster includes 10 true freshmen, eight redshirt freshmen, four sophomores, 12 redshirt sophomores, three juniors, nine redshirt juniors, three seniors and four redshirt seniors
- ✓ West Virginia returns nine players on defense who started at least one game in their career – Dravon Askew-Henry (S), Toyous Avery Jr. (S), Hakeem Bailey (CB), Reese Donahue (DL), David Long Jr. (LB), Kenny Robinson (S), Ezekiel Rose (DL), Giovanni Stewart (S) and Dylan Tonkery (LB)
- ✓ WVU returns 101 career starts on defense in 2018, which includes 16 from defensive linemen, 28 from the linebackers and 57 in the secondary
- ✓ WVU returns 18 letterwinners on defense and lost 14
- ✓ WVU had 35 players see game action in 2017, which included 11 defensive linemen, eight linebackers, 10 safeties and six cornerbacks
- ✓ WVU has forced at least one turnover in 39 of the last 52 games, dating back to 2014
- ✓ The Mountaineers recorded three interceptions returned for touchdowns in 2017, the most since 2000
- ✓ WVU had four players record double-digit tackles in a game in 2017, including David Long Jr., who accomplished the feat three times, and Hakeem Bailey

- ✓ WVU recorded 59 defensive three-and-outs in 2017
- ✓ WVU ranked No. 3 in the Big 12 and tied for No. 16 nationally in defensive three-and-outs per game (4.54)
- ✓ WVU forced a defensive three-and-out on 32.6 percent of opponents' possessions (59-of-181)
- ✓ WVU was No. 3 in the Big 12 and tied for No. 23 nationally in opponents' third-down conversion rate (33.3%)
- ✓ Since 2015, WVU has held its opponents to less than 35 percent of third down 31 times and less than 30 percent 19 times
- ✓ Since 2014, WVU has held opponents to less than 100 yards rushing 11 times and less than 150 yards rushing 17 times and less than 200 yards rushing 34 times
- ✓ In 2017, WVU allowed only one 300-yard passer Nic Shimonek of Texas Tech, (10/14)
- ✓ WVU has held its opponents to less than 300 yards passing 36 times in the last 52 games, which includes 24 of the last 32
- ✓ WVU allowed fewer than 200 passing yards in a gave five times in 2017
- ✓ WVU ranked No. 4 in the Big 12 in pass defense and defensive pass completion percentage (57.8%)
- ✓ In 2017, David Long Jr. led the Mountaineers in TFLs with 16.5, ranking him No. 4 in the Big 12 and tied him for fifth-most in a single season in program history

### PRONUNCIATION GUIDE

#### LAST NAMES

- Behrndt (Chase) .....like parent
- Bezjak (Matt)..... Beez-jack
- Bonamico (Dante)..... Bonn-uh-ME-coh
- Buccigossi (Jacob)..... Bootch-i-grose-E
- Cajuste (Yodny)..... ka-JUST
- Delpercio (Anthony)..... Dell-Purse-E-O
- Gmitter (James)..... juh-midder
- Kamara (Osman)..... Kuh-marr-uh
- Lusane (Rashon)..... Lou-sane
- Mahone (Sean)..... muh-hone
- O'Laughlin (Mike)..... O'-loff-lin
- Sandwich (Zach)..... sandwich
- Sjostedt (Eric)..... Shoe-stet
- Sunahara (Rex)..... Sun-uh-harr-a
- Thimons (Logan)..... Timmons
- Uzebu (Junior)..... oohz-E-boo

#### FIRST NAMES

- Briason (Mays)..... Brice-son
- Deamonte (Lindsay)..... Dee-a-monty
- Derrek (Pitts)..... duh-reek
- Dravon (Askew-Henry)..... Dray-vaughn
- Exree (Loe)..... X-REE
- Jabril (Robinson)..... juh-brill
- Jaelen (Gross)..... Jail-in
- Jovani (Haskins)..... Joe-vaugh-E
- Kwantel (Raines)..... kwon-tell
- Leddie (Brown)..... Led-E
- Quondarius (Qualls)..... Qwon-dare-E-us
- Rashon (Lusane)..... ruh-shawn
- Tevin (Bush)..... tevv-in
- Toyous (Avery)..... Toy-S
- Trevon (Wesco)..... Trev-on
- Tyrese (Allen)..... Tie-Reese
- Yodny (Cajuste)..... Yod-knee

#### Online Pronunciation Guide

- ✓ A pronunciation guide provided by TheNameEngine.com also can be found at WVUsports.com on the football roster page. To hear a pronunciation of these names, click on the ear icon beside the name and a correct pronunciation will be provided.

### NCAA ALL-TIME LEADERS BY VICTORIES

Team	Years	Games	Record	Pct.
1. Michigan	139	1,318	943-339-36	.729
2. Ohio State	129	1,275	898-324-53	.725
3. Texas	126	1,297	898-366-33	.705
4. Nebraska	129	1,313	893-380-40	.695
5. Alabama	124	1,262	891-328-43	.723
6. Notre Dame	129	1,272	885-323-42	.725
7. Oklahoma	124	1,259	884-323-53	.723
8. Penn State	132	1,306	878-387-41	.688
9. USC	125	1,227	834-339-54	.702
10. Tennessee	122	1,268	833-383-53	.677
11. Georgia	125	1,282	808-420-54	.651
12. LSU	125	1,246	787-412-47	.650
13. Auburn	126	1,242	759-436-47	.630
<b>14. West Virginia</b>	<b>126</b>	<b>1,280</b>	<b>742-493-45</b>	<b>.597</b>
15. Virginia Tech	125	1,249	737-466-46	.608
16. Texas A&M	124	1,256	732-477-48	.601
17. Clemson	123	1,233	729-459-45	.609
18. Georgia Tech	126	1,267	728-496-43	.592
19. Washington	129	1,220	725-445-50	.615
20. Pitt	129	1,286	717-527-42	.574



Hakeem **BAILEY**

Dylan **TONKERY**

### WEST VIRGINIA DEFENSE

- ✓ Long Jr. averaged 8.8 tackles per game in Big 12 contests last season, the fifth-best mark in the league
- ✓ Ezekiel Rose led the team with 4.5 sacks in 2017, which tied for No. 13 in the Big 12
- ✓ WVU has held Big 12 foes to fewer than 25 points in 13 of the last 22 games
- ✓ Under Tony Gibson, WVU is 18-0 when holding opponents to 20 points or less and 23-1 when opponents score less than 25 points
- ✓ David Long Jr. is WVU's leading returning tackler entering this season after he tallied 76 total tackles (56 solo), 16.5 tackles for loss, 4.0 sacks, six pass breakups and a fumble recovery in 2017
- ✓ WVU returns three players who recorded an interception last season – Dravon Askew-Henry, Kenny Robinson and Ezekiel Rose
- ✓ Four WVU returners tallied at least one sack last season – David Long Jr., Dylan Tonkery, Reese Donahue and Ezekiel Rose

### WEST VIRGINIA SPECIAL TEAMS

- ✓ Kicker Evan Staley and punter/holder Billy Kinney return to lead the Mountaineer special teams in 2018
- ✓ Both are West Virginia natives with Staley being from Romney and Kinney hailing from Morgantown
- ✓ Staley, who served as the primary kicker for the final six games of the 2017 season, finished with 6-of-7 in field goals last year, with a long of 36 yards
- ✓ Staley made multiple field goals in two games in 2017 (vs. Iowa State, vs. Utah)
- ✓ Staley averaged 58.8 yards on 74 kickoffs last season, with 27 resulting in touchbacks
- ✓ Kinney ranked No. 4 in the Big 12 in punting in 2017, averaging 40.9 yards per punt
- ✓ Kinney also placed 22 punts inside the 20 and had nine punts of 50 yards or more in 2017, both were career highs
- ✓ Kinney ranks No. 9 in program history in punts and punt yards
- ✓ WVU's leading punt and kick returner in 2017, Marcus Simms, also returns in 2018
- ✓ Simms was named the WVU Special Teams Player of the Year in 2017
- ✓ Simms ranked No. 2 in the Big 12 in kickoff returns (26.3) and No. 13 nationally

- ✓ Simms also ranked No. 4 in the Big 12 in punt returns (5.8) and No. 36 nationally
- ✓ Simms' 80-yard kickoff return against Delaware State was the Mountaineers' longest special teams return of the season
- ✓ Safety JoVanni Stewart returns as the special teams' leader in snaps played, tying for second-most special teams' plays (216) on the team in 2017
- ✓ Five players recorded multiple special teams' tackles in a game in 2017
- ✓ Twenty players recorded special teams tackles last season, including 12 Mountaineers who return this season

### NFL MOUNTAINEERS

✓ There are 25 former Mountaineers on NFL rosters in 2017, playing for 16 different teams.



- Justin Crawford, Atlanta Falcons
- Kyle Bosch, Carolina Panthers
- Nick Kwiatkoski, Chicago Bears
- Kevin White, Chicago Bears
- Ka'Rau White, Cincinnati Bengals
- Tavon Austin, Dallas Cowboys
- Adam Jones, Denver Broncos
- Adam Pankey, Green Bay Packers
- Mark Glowinski, Indianapolis Colts
- Najee Goode, Indianapolis Colts
- Geno Smith, Los Angeles Chargers
- Kyzir White, Los Angeles Chargers
- Terence Garvin, Miami Dolphins
- Don Barclay, New Orleans Saints
- Bruce Irvin, Oakland Raiders
- Karl Joseph, Oakland Raiders
- Daryl Worley, Oakland Raiders
- Rasul Douglas, Philadelphia Eagles
- Shelton Gibson, Philadelphia Eagles
- Wendell Smallwood, Philadelphia Eagles
- Elijah Battle, Seattle Seahawks
- Will Clarke, Tampa Bay Buccaneers
- Keith Tandy, Tampa Bay Buccaneers
- Charles Sims, Tampa Bay Buccaneers
- Quinton Spain, Tennessee Titans

### 2017 HOME AND AWAY

Rushing	Att-Yds-Avg	Avg/Gm
Home (4-2)	217-785-3.6	130.8
Away (3-4)	243-1,169-4.8	167.0
Passing	Comp-Att-Yds-TD-Int	Avg/Gm
Home (4-2)	140-210-1,929-19-7	321.5
Away (3-4)	154-271-2,092-18-7	298.9
Total Offense	Rush-Pass-Total	Avg/Gm
Home (4-2)	785-1,929-2,714	452.3
Away (3-4)	1,169-2,092-3,261	465.9
Rush Defense	Att-Yds-Avg	Avg/Gm
Home (4-2)	236-1,073-4.5	178.8
Away (3-4)	303-1,581-5.2	225.9
Pass Defense	Comp-Att-Yds-TD-Int	Avg/Gm
Home (4-2)	121-203-1,443-14-7	240.5
Away (3-4)	113-202-1,695-10-4	242.1
Total Defense	Rush-Pass-Total	Avg/Gm
Home (4-2)	1,073-1,443-2,516	419.3
Away (3-4)	1,581-1,695-3,276	468.0



## WEST VIRGINIA TOP OFFENSIVE PERFORMANCES

### MOUNTAINEER TOP RUSHING MARKS

1. 569	Washington & Lee	November 10, 1923
2. 536	East Carolina	September 28, 2002
3. 517	Connecticut	November 24, 2007
4. 478	East Carolina	September 4, 2004
5. 457	Syracuse	October 14, 2006
6. 458	Oklahoma	November 17, 2012
7. 451	Pitt	November 24, 2005
8. 446	Syracuse	October 30, 1993
446	Rutgers	November 3, 2001
10. 437	Pitt	November 16, 2006
11. 427	Cincinnati	October 17, 1987
12. 426	Kansas	November 21, 2015
13. 397	East Carolina	September 22, 2007
14. 394	Eastern Washington	September 9, 2006
15. 382	Georgia	January 2, 2006
16. 379	East Carolina	November 7, 1992
17. 378	Pitt	September 29, 1990
18. 376	West Virginia Wesleyan	October 1, 1938
376	Louisville	November 22, 2008

### MOUNTAINEER TOP PASSING MARKS

1. 656	Baylor	September 29, 2012
2. 532	Arizona State	January 2, 2016
3. 511	Maryland	September 13, 2014
4. 469	UConn	October 8, 2011
5. 463	LSU	September 24, 2011
6. 452	Missouri	December 26, 1998
7. 448	James Madison	September 15, 2012
8. 431	Norfolk State	September 10, 2011
9. 416	Pitt	September 28, 1968
10. 410	Louisville	November 5, 2011
11. 409	Pitt	November 27, 1998

12. 407	Kansas	December 1, 2012
407	Clemson	January 4, 2012
14. 403	East Carolina	September 9, 2017
15. 401	Oklahoma State	November 10, 2012
16. 396	Pitt	October 15, 1994
17. 390	Purdue	September 2, 1995
18. 389	Youngstown State	September 10, 2016
19. 388	Maryland	September 17, 2011
20. 380	Miami	October 24, 1998
21. 376	Oklahoma	September 20, 2014
22. 372	Cincinnati	November 12, 2011
23. 371	Rutgers	November 9, 1996
371	Virginia Tech	September 3, 2017

### MOUNTAINEER TOP TOTAL OFFENSE

1. 807	Baylor	September 29, 2012
2. 778	Oklahoma	November 17, 2012
3. 694	Maryland	September 13, 2014
4. 676	Arizona State	January 2, 2016
5. 674	Washington & Lee	November 10, 1923
6. 655	Marshall	September 1, 2012
7. 654	Syracuse	October 30, 1993
8. 650	Texas Tech	October 15, 2016
9. 647	Kansas	December 1, 2012
10. 643	Bowling Green	October 1, 2011
11. 641	Pitt	October 2, 1965
641	Pitt	November 16, 2006
13. 635	Kansas	September 23, 2017
14. 630	Kansas	November 21, 2015
15. 627	Rutgers	November 3, 2001
16. 624	Youngstown State	September 10, 2016
624	Connecticut	November 24, 2007
18. 623	Pitt	November 27, 1999
19. 621	East Carolina	September 4, 2004

### WEST VIRGINIA BESTS

Rushing Yards	569 vs. Washington & Lee	1923
Passing Yards	656 vs. Baylor	2012
Total Yards	807 vs. Baylor	2012
Total First Downs	37 vs. Maryland	2015
Low Rushing Yards All.	30 vs. Florida	1981
Low Passing Yards All.	0 vs. Pitt	1981
Low Total Yards Allowed	14 vs. Maryland	1919
Fewest First Downs All.	0 vs. Maryland	1919
Longest TD run	96 vs. N. Illinois	1986
Longest Non-TD Run	79 vs. Louisville	2008
Longest TD Reception	96 vs. Penn State	1973
Longest Non-TD Reception	84 vs. Miami	2003
Points (Game)	92 vs. Marshall	1916
Victory Margin	89 vs. Geneva	1951

### WEST VIRGINIA BESTS - 2010 DECADE

Rushing Yards	458 vs. Oklahoma	'12
Passing Yards	659 vs. Baylor	'12
Total Yards	807 vs. Baylor	'12
Total First Downs	37 vs. Maryland	'15
First Downs Rushing	19 vs. Cincinnati	'10
First Downs Passing	23 vs. LSU	'11
Low Rushing Yards All.	10 vs. Maryland	'10
Low Passing Yards All.	29 vs. Ga. Southern	'14
Low Total Yards Allowed	122 vs. Towson	'14
Fewest First Downs All.	7 vs. Towson	'14
Fewest 1st Downs Rushing All.	0 vs. Kansas St.	'14
Fewest 1st Downs Passing All.	2 vs. KU '13, GSU	'15
Longest TD run	80 vs. Rutgers	'11
Longest Non-TD Run	70 vs. Marshall	'12
Longest TD Reception	87 vs. Baylor	'12
Longest Non-TD Reception	75 vs. Okla. St.	'12
Points (Game)	70 vs. Clemson '11, Baylor	'12
Points (Half)	49 vs. Clemson '11 (First), ECU	'17 (First)
Points (Qtr)	35 vs. Clemson '11 (Second)	
Victory Margin	54 vs. Towson	'14

### WEST VIRGINIA BESTS - HOLSORSER ERA

Rushing Yards	458 vs. Oklahoma	'12
Passing Yards	656 vs. Baylor	'12
Total Yards	807 vs. Baylor	'12
Total First Downs	37 vs. Maryland	'15
First Downs Rushing	18 vs. Kansas	'15
First Downs Passing	23 vs. LSU	'11
Low Rushing Allowed	1 vs. Kansas State	'14
Low Passing Yards Allowed	29 vs. Ga. Southern	'15
Low Total Yards Allowed	122 vs. Towson	'14
Fewest 1st Downs Allowed	7 vs. Towson	'14
Fewest 1st Downs Rushing All.	0 vs. Kansas St.	'14
Fewest 1st Downs Passing All.	2 vs. KU '13, GSU	'15
Longest TD run	80 vs. Rutgers	'11
Longest Non-TD Run	70 vs. Marshall	'12
Longest TD Reception	87 vs. Baylor	'12
Longest Non-TD Reception	75 vs. Okla. St.	'12
Points (Game)	70 vs. Clemson '11, Baylor	'12
Points (Half)	49 (First) vs. Clemson '11, ECU	(First) '17
Points (Qtr)	35 (Second) vs. Clemson	'11
Victory Margin	54 vs. Towson	'14

## WEEKLY MEDIA PLANNER (MONDAY, AUG. 27 - SUNDAY, SEPT. 2)

### MON (27)

**Big 12** football conference call - 11:40 a.m. - 11:50 a.m.

**Dana Holsorsen** Statewide Radio Show 7 p.m. (Kegler's)

### TUE (28)

**Dana Holsorsen** Media Conference - 12 p.m. (Team Room)

**FB Player/Assistant Coach Interviews** Puskar Team Room 12:30 p.m.

### WED (29)

**WSOC** vs. Xavier, 7 p.m.

**VB** at BYU, 9 p.m.

### THU (30)

**MSOC** vs. American, 7 p.m.

**XC** at Charlotte Opener, 6:30 p.m.

**VB** vs. Wichita State, Provo, Utah, 5 p.m.

### FRI (31)

### SAT (1)

**FB** vs. Tennessee Bank of America Stadium, 3:30 p.m., CBC

**VB** vs. Stanford Provo, Utah, 7 p.m.

### SUN (2)

**WSOC** vs. Georgetown, 3 p.m.

## WEST VIRGINIA DEPTH CHART

### CAREER GAMES PLAYED/STARTS

	GP/GS	2018	2017	2016	2015
Dravon Askew-Henry, r-Sr., S	39/39	0/0	13/13	--	13/13
Gary Jennings, Sr., WR	39/14	0/0	13/13	13/1	13/0
Billy Kinney, r-Sr., P	26/0	0/0	13/0	13/0	--
Colton McKivitz, r-Jr., OL	26/23	0/0	13/13	13/10	--
Kennedy McKoy, Jr., RB	25/3	0/0	12/1	13/2	--
Reese Donahue, Jr., DL	25/13	0/0	13/13	12/0	--
JoVanni Stewart, Jr., S	25/1	0/0	13/0	12/0	--
Trevon Wesco, r-Sr., TE/FB	23/0	0/0	13/0	11/0	--
David Long, r-Jr., LB	22/19	0/0	9/9	13/10	--
Marcus Simms, Jr., WR	22/0	0/0	12/0	10/0	--
William Crest, r-Sr., QB/WR	21/0	0/0	0/0	9/0	11/0
David Sills, Sr., WR	21/14	0/0	13/13	--	8/1
Yodny Cajuste, r-Sr., OL	20/19	0/0	12/12	1/1	7/6
Adam Hensley, Jr., LB	20/0	0/0	13/0	7/0	--
Toyous Avery, r-Sr., S	19/6	0/0	8/5	11/1	--
Will Grier, r-Sr., QB	17/16	0/0	11/11	--	6/5
Martell Pettaway, Jr., RB	16/0	0/0	13/0	3/0	--
Matt Jones, r-Jr., OL	14/13	0/0	13/13	1/0	--
Stone Wolfley, r-Jr., TE/FB	14/0	0/0	13/0	1/0	--
Deamonte Lindsay, r-Jr., S	13/0	0/0	6/0	7/0	--
Osman Kamara, r-So., S	13/0	0/0	13/0	--	--
Kenny Robinson, So., S	13/8	0/0	13/8	--	--
Ezekiel Rose, Sr., DL	13/3	0/0	13/3	--	--
Josh Sills, r-So., OL	13/9	0/0	13/9	--	--
Evan Staley, r-So., K	13/0	0/0	13/0	--	--
Dylan Tonkery, r-So., LB	13/9	0/0	13/9	--	--
Kelby Wickline, r-Jr., OL	13/1	0/0	13/1	--	--
Isaiah Hardy, Sr., OL	12/0	0/0	12/0	--	--
Quondarius Qualls, Sr., LB	12/0	0/0	12/0	--	--
Hakeem Bailey, r-Jr., DB	11/3	0/0	11/3	--	--
Jake Long, r-So., CB	11/0	0/0	11/0	--	--
Derrek Pitts Jr., So., S	10/0	0/0	10/0	--	--
Tevin Bush, So., RB	9/0	0/0	9/0	--	--
Darius Stills, So., DL	9/0	0/0	9/0	--	--
Sean Mahone, r-So., CB	8/0	0/0	8/0	--	--
Druw Bowen, r-So., WR	7/0	0/0	7/0	--	--
Donte Bonamico, r-So., S	6/0	0/0	6/0	--	--
Jeffery Pooler, r-So., DL	5/0	0/0	5/0	--	--
Dominique Maiden, Sr., WR	5/0	0/0	5/0	--	--
Logan Thimons, r-So., LB	5/0	0/0	5/0	--	--
Jordan Adams, r-Jr., CB	4/0	0/0	0/0	4/0	--
Brendan Ferns, r-So., LB	4/0	0/0	4/0	--	--
Elijah Drummond, r-So., TE/FB	4/0	0/0	4/0	--	--
Chase Behrmdt, r-So., OL	2/0	0/0	2/0	--	--
Zach Sandwisch, r-So., LB	2/0	0/0	1/0	1/0	--
Rex Sunahara, r-Jr., LS	1/0	0/0	1/0	--	--

Dravon Askew-Henry started all 13 games in 2014  
William Crest Jr. played in one game in 2014

### OFFENSE

Position	No.	Name	Ht.	Wt.	Cl.	GP	GS	Hometown
<b>WR (X)</b>	8	Marcus Simms	6-0	196	Jr.	22	0	Bowie, Md.
	82	Dominique Maiden	6-5	206	Sr.	5	0	Temecula, Calif.
<b>TE (H)</b>	88	Trevon Wesco	6-4	272	r-Sr.	23	0	Martinsburg, W.Va.
	84	Jovani Haskins	6-4	245	r-So.	0	0	Bergenfield, N.J.
<b>LT</b>	55	Yodny Cajuste	6-5	323	r-Sr.	20	19	Miami, Fla.
	72	Kelby Wickline	6-4	301	r-Jr.	13	1	Stillwater, Okla.
<b>LG</b>	73	Josh Sills	6-6	331	r-So.	13	9	Byeville, Ohio
	57	Michael Brown	6-3	353	r-Jr.	0	0	Compton, Calif.
<b>C</b>	79	Matt Jones	6-3	317	r-Jr.	14	13	Hubbard, Ohio
or	78	Jacob Buccigrossi	6-3	306	r-So.	0	0	Pittsburgh, Pa.
<b>RG</b>	58	Joe Brown	6-4	354	r-Jr.	0	0	Compton, Calif.
or	65	Isaiah Hardy	6-6	335	Sr.	12	0	Laurel Springs, N.J.
<b>RT</b>	53	Colton McKivitz	6-7	310	r-Jr.	26	23	Jacobsburg, Ohio
	76	Chase Behrmdt	6-4	310	r-So.	2	0	Wildwood, Mo.
<b>WR (Y)</b>	12	Gary Jennings Jr.	6-2	215	Sr.	39	14	Stafford, Va.
	16	William Crest Jr.	6-1	214	r-Sr.	21	0	Baltimore, Md.
<b>WR (Z)</b>	13	David Sills V	6-4	210	Sr.	21	14	Wilmington, Del.
	1	T.J. Simmons&	6-2	200	r-So.	12	0	Pinson, Ala.
<b>QB</b>	7	Will Grier <sup>^</sup>	6-2	223	r-Sr.	17	16	Davidson, N.C.
	11	Jack Allison	6-6	210	r-So.	0	0	Palmetto, Fla.
	10	Trey Lowe III	6-2	220	Fr.	0	0	Collierville, Tenn.
<b>FB</b>	42	Logan Thimons	6-0	232	r-So.	5	0	Sarver, Pa.
	41	Elijah Drummond	6-0	235	r-So.	4	0	Bridgeport, W.Va.
<b>RB</b>	32	Martell Pettaway	5-9	212	Jr.	16	0	Detroit, Mich.
or	6	Kennedy McKoy	6-0	205	Jr.	25	3	Lexington, N.C.
or	20	Alec Sinkfield	5-9	188	r-Fr.	0	0	Delray Beach, Fla.
or	4	Leddie Brown	5-11	215	Fr.	0	0	Philadelphia, Pa.

### DEFENSE

Position	No.	Name	Ht.	Wt.	Cl.	GP	GS	Hometown
<b>DE</b>	5	Ezekiel Rose	6-2	278	Sr.	13	3	Clarksdale, Miss.
or	46	Reese Donahue	6-4	280	Jr.	25	13	Ona, W.Va.
<b>NT</b>	40	Kenny Bigelow Jr.\$	6-4	304	r-Sr.	19	0	Wilmington, Del.
	56	Darius Stills	6-1	293	So.	9	0	Fairmont, W.Va.
<b>DE</b>	12	Jabril Robinson@	6-2	271	r-Sr.	23	0	Leland, N.C.
	55	Dante Stills	6-4	294	Fr.	0	0	Fairmont, W.Va.
<b>SAM</b>	18	Charlie Benton	6-2	221	r-So.	0	0	Opelika, Ala.
	34	Shea Campbell	5-11	235	r-Jr.	0	0	Morgantown, W.Va.
<b>MIKE</b>	10	Dylan Tonkery	6-0	227	r-So.	13	9	Bridgeport, W.Va.
	45	Adam Hensley	6-2	234	Jr.	20	0	Centerville, Ohio
<b>WILL</b>	11	David Long Jr.	5-11	223	r-Jr.	22	19	Cincinnati, Ohio
	35	Josh Chandler	5-10	229	Fr.	0	0	Canton, Ohio
<b>LCB</b>	24	Hakeem Bailey	6-0	193	r-Jr.	11	3	Atlanta, Ga.
	28	Keith Washington Jr.+	6-0	178	r-Jr.	10	0	Prattville, Ala.
<b>FS</b>	2	Kenny Robinson	6-2	198	So.	13	8	Wilkinsburg, Pa.
	29	Sean Mahone	5-11	198	r-So.	8	0	Liberty Township, Ohio
<b>SPUR</b>	6	Dravon Askew-Henry	6-0	201	r-Sr.	39	39	Aliquippa, Pa.
	26	Deamonte Lindsay	6-1	212	r-Jr.	13	0	Martinsburg, W.Va.
<b>BS</b>	3	Toyous Avery	5-11	200	r-Sr.	19	6	Covington, Ga.
	9	JoVanni Stewart	5-8	195	Jr.	25	1	Katy, Texas
<b>RCB</b>	1	Derrek Pitts Jr.	6-0	182	So.	10	0	Dunbar, W.Va.
or	4	Josh Norwood*	5-10	180	r-Jr.	11	0	Valdosta, Ga.

### SPECIAL TEAMS

Position	No.	Name	Ht.	Wt.	Cl.	GP	GS	Hometown
<b>K</b>	30	Evan Staley	6-1	186	r-So.	13	0	Romney, W.Va.
	43	Luke Hogan	6-1	210	r-So.	0	0	Keller, Texas
<b>P</b>	15	Billy Kinney	6-4	221	r-Sr.	26	0	Morgantown, W.Va.
	30	Evan Staley	6-1	186	r-So.	13	0	Romney, W.Va.
<b>LS</b>	64	Rex Sunahara	6-6	244	r-Jr.	1	0	Bay Village, Ohio
	51	Kyle Poland	6-2	230	r-So.	0	0	Morgantown, W.Va.
<b>H</b>	15	Billy Kinney	6-4	221	r-Sr.	26	0	Morgantown, W.Va.
	43	Luke Hogan	6-1	210	r-So.	0	0	Keller, Texas
<b>KO</b>	30	Evan Staley	6-1	186	r-So.	13	0	Romney, W.Va.
	43	Luke Hogan	6-1	210	r-So.	0	0	Keller, Texas
<b>PR</b>	8	Marcus Simms	6-0	196	Jr.	22	0	Bowie, Md.
	13	David Sills V	6-4	210	Sr.	21	14	Wilmington, Del.
<b>KR</b>	8	Marcus Simms	6-0	196	Jr.	22	0	Bowie, Md.
	12	Gary Jennings Jr.	6-2	215	Sr.	39	14	Stafford, Va.

& - Simmons' Games Played include Alabama numbers (12/0)

<sup>^</sup> - Grier's Games Played/Started include Florida numbers (6/5)

\$ - Bigelow Jr.'s Games Played include USC numbers (19/0)

@ - Robinson's Games Played include Clemson numbers (23/0)

\* - Norwood's Games Played include Ohio State numbers (11/0)

+ - Washington Jr.'s Games Played include Michigan numbers (10/0)

! - Simcox's Games Played include Emory & Henry (2015/10GP) and Western Kentucky numbers (2016/11GP)



## RECORD UNDER HOLGORSEN

overall	53-37
playing at home	31-15
playing on the road	18-15
playing at a neutral site	4-7
vs. ranked opponents	8-19
in bowl games	2-4
in overtime	1-4
more than 7 days to prepare	16-13
in August	1-1
in September	20-5
in October	13-13
in November	14-13
in December	3-5
in January	2-0
outrushing opponent	35-10
when rushing for 200 yards	25-8
when rushing for 300 yards	8-2
outrushed by opponent	18-27
outpassing opponent	38-19
when passing for 300 yards	31-12
when passing for 400 yards	9-3
when passing for 500 yards	3-0
when passing for 600 yards	1-0
outpassed by opponent	15-18
when allowing 200 yards passing	31-28
when allowing 250 yards passing	21-19
when allowing 300+ yards passing	13-11
more total offense than opponent	42-14
when having 400+ total offense	44-19
when having 500+ total offense	26-8
when having 600+ total offense	15-1
when having 700+ total offense	1-1
when having 800+ total offense	1-0
same total offense as opponent	1-0
less total offense than opponent	10-23
when allowing 400+ total offense	25-26
when allowing 500+ total offense	8-12
committing fewer turnovers	24-7
committing more turnovers	15-27
turnovers are even	14-3
0-30:00 of time of possession	33-26
30:01-plus of time of possession	20-11
scoring first	42-11
opponent scores first	17-26
leading after the 1st quarter	34-10
trailing after the 1st quarter	12-25
tied after the 1st quarter	7-2
leading at halftime	41-6
trailing at halftime	10-28
tied at halftime	2-3
leading after the 3rd quarter	43-5
trailing after the 3rd quarter	8-32
tied after the 3rd quarter	2-0
scoring 0-10 points	53-37
scoring 11-20 points	53-34
scoring 21-30 points	51-24
scoring 31-40 points	43-11
scoring 41-plus points	25-3
opponent scores 0-10 points	53-37
opponent scores 11-20 points	43-37
opponent scores 21-30 points	24-36
opponent scores 31-40 points	13-32
opponent scores 41-plus points	3-16
individual 100-yard rusher	29-11
opponent 100-yard rusher	18-17
opponent less than 100-yards rushing	11-4
individual 1 100-yard receiver	37-15
individual 2 100-yard receivers	13-3
individual 3 100-yard receivers	2-0
opponent 100-yard receiver	21-19
individual 300-yard passer	30-12
individual 400-yard passer	6-2

## WEST VIRGINIA HEAD COACH DANA HOLGORSEN - EIGHTH YEAR



### COACHING HIGHLIGHTS

#### Overall

- ✓ Has had 18 players earn All-America honors
- ✓ Has had 10 NFL draft picks in first three rounds in the past seven years, second most in Big 12
- ✓ Has had at least one Top-15 draft pick in four of the past seven years
- ✓ Has had four NFL Top-15 draft picks during the past seven years, most in the Big 12
- ✓ Has had 20 players drafted in seven years at WVU, tied for second-most in the Big 12
- ✓ His passing offenses and total offensive output have ranked in the Top 10 nationally all but four years during the 12-year span since he became offensive coordinator at Texas Tech in 2005
- ✓ His former pupils have earned 10 national awards and also has had 12 earn finalist honors
- ✓ Had eight quarterbacks pass for 4,000 or more yards and nine throw for 30 or more touchdowns in a season
- ✓ Had 20 receivers finish with 1,000 or more yards in a season, including 11 finish with 90 or more receptions and 14 finish with double figure TD receptions in a season
- ✓ His 53 wins puts him in fourth place on the all-time WVU coaching wins list and needs five more to tie Art Lewis for third place
- ✓ Only coach in West Virginia history to have coached a team with at least 450 rushing yards in a game (Oklahoma, 2012) and at least 450 yards passing in a game (five times)
- ✓ Has eight wins over Top 25 opponents in his seven-year tenure at WVU

#### 2017

- ✓ Led the Mountaineers to a 7-6 overall record and 5-4 in the Big 12 for the 2017 season, tying for fourth place
- ✓ WVU was ranked for seven weeks during the season
- ✓ WVU earned its sixth bowl appearance under Holgorsen
- ✓ WVU wide receiver David Sills V was a finalist for the Biletnikoff Award, signifying the top receiver in the nation
- ✓ Sills V, David Long Jr., Kyzir White were named to All-American teams, Lamonte McDougle freshman A-A
- ✓ WVU quarterback Will Grier was a semifinalist for the Davey O'Brien National Quarterback Award
- ✓ Grier was named the Big 12 Newcomer of the Year
- ✓ Had seven players named to one of the Big 12 All-Conference teams, including Sills V and Long Jr. on first team
- ✓ Sills V led the nation in touchdown receptions (18) and No. 13 in scoring (9.3)
- ✓ Grier finished No. 5 nationally in passing efficiency, No. 8 in passing TDs and passing yards per game, No. 9 in points responsible for per game, No. 11 in total offense, No. 12 in points responsible for, No. 16 in passing yards per completion and No. 20 in passing yards
- ✓ Gary Jennings Jr. finished No. 4 nationally in receptions per game and No. 24 in receiving yards per game
- ✓ Ka'Raun White was No. 8 nationally in receiving touchdowns (12) and No. 30 in receiving yards
- ✓ Marcus Simms was No. 20 in yards per reception, No. 13 in kickoff returns, No. 27 in all-purpose yards and No. 36 in punt returns

#### 2016

- ✓ Led the Mountaineers to a 10-3 record and a 7-2 record in the Big 12, tying for second place
- ✓ The 10 wins were WVU's most since becoming a Big 12 Conference member
- ✓ The seven Big 12 Conference wins marked the most as a league member
- ✓ WVU was ranked for 11 weeks; finishing No. 18 in the AP Poll and No. 17 in the Coaches Poll
- ✓ Named AFCA District 4 Regional Coach of the Year; also named a national finalist
- ✓ Named Paul "Bear" Bryant Coach of the Year Finalist; Named Big 12 Coach of the Year by ESPN.com
- ✓ Had two players drafted in the NFL Draft; 10 players signed free agent contracts
- ✓ Had nine players named to one of the Big 12 All-Conference Teams, including four on the first team
- ✓ Rasul Douglas named Big 12 Defensive Player of the Year (ESPN.com) and Justin Crawford named Big 12 Newcomer of the Year
- ✓ Douglas and Tyler Orlosky named to All-American teams; Orlosky was named a finalist for the Rimington Trophy, signifying the top center in the nation
- ✓ Orlosky was named as one of 10 finalists for the Senior CLASS Award, first finalist for the WVU football program; named All-American First Team
- ✓ Had 10 players named to the Academic All-Big 12 team, including five on the first team
- ✓ WVU's offense ranked No. 17 in total offense, No. 20 in first down offense, No. 25 in rushing offense, No. 31 in passing efficiency, No. 37 in passing yards per completion, No. 38 in turnover margin and No. 42 in passing offense
- ✓ WVU's defense was ranked No. 24 nationally in fumbles recovered (11) and turnovers gained (25) and No. 35 in pass interceptions (14) and scoring defense (24.0)

## WEST VIRGINIA HEAD COACH DANA HOLSORSSEN - EIGHTH YEAR

Year	School	Position	Record
2018	West Virginia	Head Coach	0-0
2017	West Virginia	Head Coach	7-6
		Zaxby's Heart of Dallas Bowl	
2016	West Virginia	Head Coach	10-3
		Russell Athletic Bowl	
2015	West Virginia	Head Coach	8-5
		Cactus Bowl Champions	
2014	West Virginia	Head Coach	7-6
		Liberty Bowl	
2013	West Virginia	Head Coach	4-8
2012	West Virginia	Head Coach	7-6
		Pinstripe Bowl	
2011	West Virginia	Head Coach	10-3
		Big East Champions	
		Orange Bowl Champions	
2010	Oklahoma State	Offensive Coordinator/Quarterbacks	11-2
		Alamo Bowl Champions	
2009	Houston	Offensive Coordinator/Quarterbacks	10-4
		Armed Forces Bowl	
2008	Houston	Offensive Coordinator/Quarterbacks	8-5
		Armed Forces Bowl Champions	
2007	Texas Tech	Co-Offensive Coordinator/Inside Receivers	9-4
		Gator Bowl Champions	
2006	Texas Tech	Co-Offensive Coordinator/Inside Receivers	8-5
		Insight.com Bowl Champions	
2005	Texas Tech	Co-Offensive Coordinator/Inside Receivers	9-3
		Cotton Bowl	
2004	Texas Tech	Inside Receivers	8-4
		Holiday Bowl Champions	
2003	Texas Tech	Inside Receivers	8-5
		Houston Bowl Champions	
2002	Texas Tech	Inside Receivers	9-5
		Tangerine Bowl Champions	
2001	Texas Tech	Inside Receivers	7-5
		Alamo Bowl	
2000	Texas Tech	Inside Receivers	7-6
		Galleryfurniture.com Bowl	
1999	Wingate	Quarterbacks/Wide Receivers	3-8
1998	Mississippi College	Quarterbacks/Wide Receivers /Special Teams	4-6
1997	Mississippi College	Quarterbacks/Wide Receivers /Special Teams	8-2
		American Southwest Conference Champions	
1996	Mississippi College	Quarterbacks/Wide Receivers /Special Teams	4-8
1995	Valdosta State	Quarterbacks/Wide Receivers /Special Teams	6-5
1994	Valdosta State	Quarterbacks/Wide Receivers /Special Teams	11-2
		NCAA II National Quarterfinalist	
1993	Valdosta State	Quarterbacks/Wide Receivers /Special Teams	8-3
<b>Holgorsen Totals - at West Virginia - 53-37 (Seven Years); Overall - 53-36 (Seven Years)</b>			

- 2015**
- ✓ Finished the season with an 8-5 overall record and a 4-5 mark in the Big 12 Conference, tying for fifth
  - ✓ Led the Mountaineers to a 43-42 victory in the Motel 6 Cactus Bowl, his fourth bowl appearance in five years
  - ✓ Tied or broke 19 individual or team and Cactus Bowl records and produced 11 NCAA Top 10 Bowl records
  - ✓ Seventeen players had their degrees in hand when the Cactus bowl was played, ranking among the Top 10 nationally in number of graduates playing in a bowl game
  - ✓ Seven All-Big 12 Academic Team selections
  - ✓ Two All-American selections, Nick Kwiatkoski and Karl Joseph, named to three teams
  - ✓ WVU had nine players named to the coaches' All-Big 12 team selections, including three on the first team
  - ✓ Led WVU to a Top 25 national ranking for the fourth year, reaching as high as No. 21 in the Coaches' Poll
  - ✓ Wendell Smallwood became Holgorsen's second WVU running back and fourth overall to hit the 1,000-yard rushing plateau (1,519)
  - ✓ WVU's offense was No. 17 nationally in rushing offense, No. 18 in first down offense and No. 23 in total offense
  - ✓ WVU's defense was ranked No. 2 nationally in interceptions, No. 5 in turnovers gained, tied for No. 8 in number of defensive three-and-outs, No. 11 in opponents third-down defense and No. 15 in turnover margin
  - ✓ WVU's special teams were ranked No. 11 in kickoff returns, No. 22 in net punting and punt return defense

- 2014**
- ✓ Finished 7-6 overall record and 5-4 in the Big 12, tying for fourth place, WVU's then-highest Big 12 finish
  - ✓ Led the Mountaineers to a Liberty Bowl berth, his third bowl appearance in four seasons at WVU
  - ✓ Four Mountaineers earned 28 All-America honors
  - ✓ WVU had four players named to the coaches' All-Big 12 teams and five players selected to the AP team
  - ✓ Kevin White was a finalist for the Fred Biletnikoff Award and a semifinalist for the Maxwell Award
  - ✓ White was No. 6 nationally in receptions per game, receiving yards, No. 8 in receiving yards per game and No. 19 in receiving touchdowns
  - ✓ White was the third Mountaineer to finish with more than 100 receptions in a season and the eighth to have 1,000 or more receiving yards
  - ✓ White's 109 receptions were third most in the nation and his 1,447 yards were sixth most
  - ✓ Three receivers have had seven straight 100-yard receiving performances since 2000, Michael Crabtree, Justin Blackmon and Kevin White, all three coached by Holgorsen
  - ✓ Kickoff returner Mario Alford was No. 8 nationally in kickoff return yards per game
  - ✓ Josh Lambert was a finalist for the Lou Groza Award, college football's top kicker
  - ✓ Lambert finished No. 1 nationally in field goals per game and No. 8 in scoring
  - ✓ Lambert set the NCAA record for most field goals made of 40 yards or more in a season (16) and tied the mark for games with the most multiple field goals (10)
  - ✓ Lambert's 30 field goals made in the season tied the school record for most made in a season and was the most made in the nation

## HOLSORSSEN'S OFFENSIVE OUTPUT

✓ Since 2005, Dana Holgorsen has been the mastermind behind some of the nation's most prolific offenses. Starting as the offensive coordinator at Texas Tech, then Houston and Oklahoma State, and now as the head coach at West Virginia, his offensive units are known for their ability to pile up yardage and score points.

**4,000-Yard Passers**

Graham Harrell/Texas Tech	2007	5,706
Case Keenum/Houston	2009	5,671
Case Keenum/Houston	2008	5,020
Graham Harrell/Texas Tech	2006	4,555
Geno Smith/West Virginia	2011	4,385
Brandon Weeden/Oklahoma State	2010	4,277
Cody Hodges/Texas Tech	2005	4,238
Geno Smith/West Virginia	2012	4,205

**30+ Passing Touchdowns**

Graham Harrell/Texas Tech	2007	48
Case Keenum/Houston	2009	44
Case Keenum/Houston	2008	44
Geno Smith/West Virginia	2012	42
Graham Harrell/Texas Tech	2006	38
<b>Will Grier/West Virginia</b>	<b>2017</b>	<b>34</b>
Brandon Weeden/Oklahoma State	2010	34
Geno Smith/West Virginia	2011	31
Cody Hodges/Texas Tech	2005	31

**1,000-Yard Rushers**

Kendall Hunter/Oklahoma State	2010	1,548
Wendell Smallwood/West Virginia	2015	1,519
Bryce Beall/Houston	2008	1,247
<b>Justin Crawford/West Virginia</b>	<b>2016</b>	<b>1,184</b>
Charles Sims/West Virginia	2013	1,095
<b>Justin Crawford/West Virginia</b>	<b>2017</b>	<b>1,060</b>

**1,000-Yard Receivers**

Michael Crabtree/Texas Tech	2007	1,962
Justin Blackmon/Oklahoma State	2010	1,782
Stedman Bailey/West Virginia	2012	1,622
Kevin White, West Virginia	2014	1,447
Joe Filiani/Texas Tech	2006	1,300
Tavon Austin/West Virginia	2012	1,289
Stedman Bailey/West Virginia	2011	1,279
Danny Amendola/Texas Tech	2007	1,245
James Cleveland/Houston	2009	1,214
Tavon Austin/West Virginia	2011	1,186
Joe Filiani/Texas Tech	2005	1,048
<b>Gary Jennings Jr./West Virginia</b>	<b>2017</b>	<b>1,096</b>
Tyron Carrier/Houston	2009	1,029
Tyron Carrier/Houston	2008	1,026
Patrick Edwards/Houston	2009	1,021
Ka'Raun White/West Virginia	2017	1,004

**90+ Receptions**

Michael Crabtree/Texas Tech	2007	134
Tavon Austin, West Virginia	2012	114
Stedman Bailey/West Virginia	2012	114
Justin Blackmon/Oklahoma State	2010	111
Kevin White/West Virginia	2014	109
Danny Amendola/Texas Tech	2007	109
James Cleveland/Houston	2009	104
Tavon Austin/West Virginia	2011	101
<b>Gary Jennings Jr./West Virginia</b>	<b>2017</b>	<b>97</b>
Tyron Carrier/Houston	2009	91
Joe Filiani/Texas Tech	2006	91

**Double-Digit Receiving Touchdowns**

Stedman Bailey/West Virginia	2012	25
Michael Crabtree/Texas Tech	2007	22
Justin Blackmon/Oklahoma State	2010	20
<b>David Sills V/West Virginia</b>	<b>2017</b>	<b>18</b>
James Cleveland/Houston	2009	14
Joe Filiani/Texas Tech	2006	13
Ka'Raun White/West Virginia	2017	12
Tavon Austin/West Virginia	2012	12
Stedman Bailey/West Virginia	2011	12
Mario Alford/West Virginia	2014	11
Mark Hafner/Houston	2009	11
Robert Johnson/Texas Tech	2006	11
Kevin White/West Virginia	2014	10
Jarrett Hicks/Texas Tech	2005	10

**Double-Digit Rushing Touchdowns**

Taurean Henderson/Texas Tech	2005	17
Kendall Hunter/Oklahoma State	2010	16
Bryce Beall/Houston	2008	13
Shawne Alston/West Virginia	2011	12
Charles Sims/West Virginia	2013	11
Shannon Woods/Texas Tech	2006	10

**1,800-Yard All-Purpose Yards**

Tavon Austin/West Virginia	2012	2,910
Tavon Austin/West Virginia	2011	2,574
Tyron Carrier/Houston	2009	2,213
Michael Crabtree/Texas Tech	2007	1,978
Justin Blackmon/Oklahoma State	2010	1,866
Tyron Carrier/Houston	2008	1,844
Shannon Woods/Texas Tech	2006	1,808



### Offensive Output Under Holgorsen (Continued)

#### Team Rankings

##### 2017 (West Virginia)

- Tackles for loss allowed - No. 8
- Passing Offense - No. 13
- Passing Efficiency - No. 16
- Kickoff Returns - No. 16
- Total Offense - No. 20
- Scoring Offense - No. 22
- First Down Offense - No. 25
- Passing Yards Per Completion: No. 25
- Sacks Allowed - No. 25
- Completion Percentage - No. 42

##### 2016 (West Virginia)

- Total Offense - No. 17
- First Down Offense - No. 20
- Rushing Offense - No. 25
- Passing Efficiency - No. 31
- Passing Yards Per Completion - No. 37

##### 2015 (West Virginia)

- Turnover Margin - No. 15
- Rushing Offense - No. 17
- First Down Offense - No. 18
- Passing Yards Per Completion - No. 20
- Total Offense - No. 23
- Scoring Offense - No. 35

##### 2014 (West Virginia)

- Passing Offense - No. 9
- First Down Offense - No. 11
- Total Offense - No. 12

##### 2012 (West Virginia)

- Passing Efficiency - No. 5
- Scoring Offense - No. 9
- Passing Offense - No. 10
- Total Offense - No. 10
- First Down Offense - No. 14

##### 2011 (West Virginia)

- Passing Offense - No. 6
- Red Zone Offense - No. 11
- Scoring Offense - No. 13
- Total Offense - No. 15
- Passing Efficiency - No. 19

##### 2010 (Oklahoma State)

- Red Zone Offense - No. 1
- Passing Offense - No. 2
- Total Offense - No. 3
- Scoring Offense - No. 3
- First Down Offense - No. 4
- Tackles for Loss Allowed - No. 6
- Sacks Allowed - No. 7
- Passing Efficiency - No. 12

##### 2009 (Houston)

- Passing Offense - No. 1
- Total Offense - No. 1
- Scoring Offense - No. 1
- First Down Offense - No. 1
- Tackles for Loss Allowed - No. 2
- Third Down Efficiency - No. 3
- Passing Efficiency - No. 7

##### 2008 (Houston)

- Passing Offense - No. 2
- Total Offense - No. 2
- First Down Offense - No. 4
- Passing Efficiency - No. 8
- Scoring Offense - No. 10
- Third Down Efficiency - No. 11

##### 2007 (Texas Tech)

- Passing Offense - No. 1
- Total Offense - No. 2
- Passing Efficiency - No. 5
- Scoring Offense - No. 7
- Tackles for Loss Allowed - No. 12
- Third Down Efficiency - No. 13

##### 2006 (Texas Tech)

- Passing Offense - No. 3
- Tackles for Loss Allowed - No. 3
- Total Offense - No. 6
- Scoring Offense - No. 13

##### 2005 (Texas Tech)

- Passing Offense - No. 1
- Scoring Offense - No. 4
- Total Offense - No. 6
- Passing Efficiency - No. 14

## WEST VIRGINIA HEAD COACH DANA HOLGORSEN - EIGHTH YEAR



- ✓ Clint Trickett was a semifinalist for the Davey O'Brien Award
- ✓ Trickett was No. 6 in the nation in completions per game, No. 10 in passing yards per game, No. 11 in completion percentage, No. 21 in total offense, No. 22 in passing yards, No. 33 in passing efficiency and No. 54 in passing touchdowns.
- ✓ Trickett was the third Mountaineer to finish with more than 3,000 yards passing in a season
- ✓ Shaq Riddick was named the Big 12 Conference Defensive Newcomer of the Year
- ✓ Defeated No. 4 Baylor for his sixth win over a Top 25 and first over a Top 10 team
- ✓ WVU was ranked in the Top 25 for three weeks, including as high as No. 20

### 2013

- ✓ Defeated No. 11 Oklahoma State for his fifth win over a Top 25 team at WVU
- ✓ Had six players earn All-Big 12 Conference honors; Sims was named Big 12 Conference Newcomer of the Year
- ✓ Sims, Will Clarke were drafted in the third round of the NFL Draft, had six players drafted in the Top 3 rounds

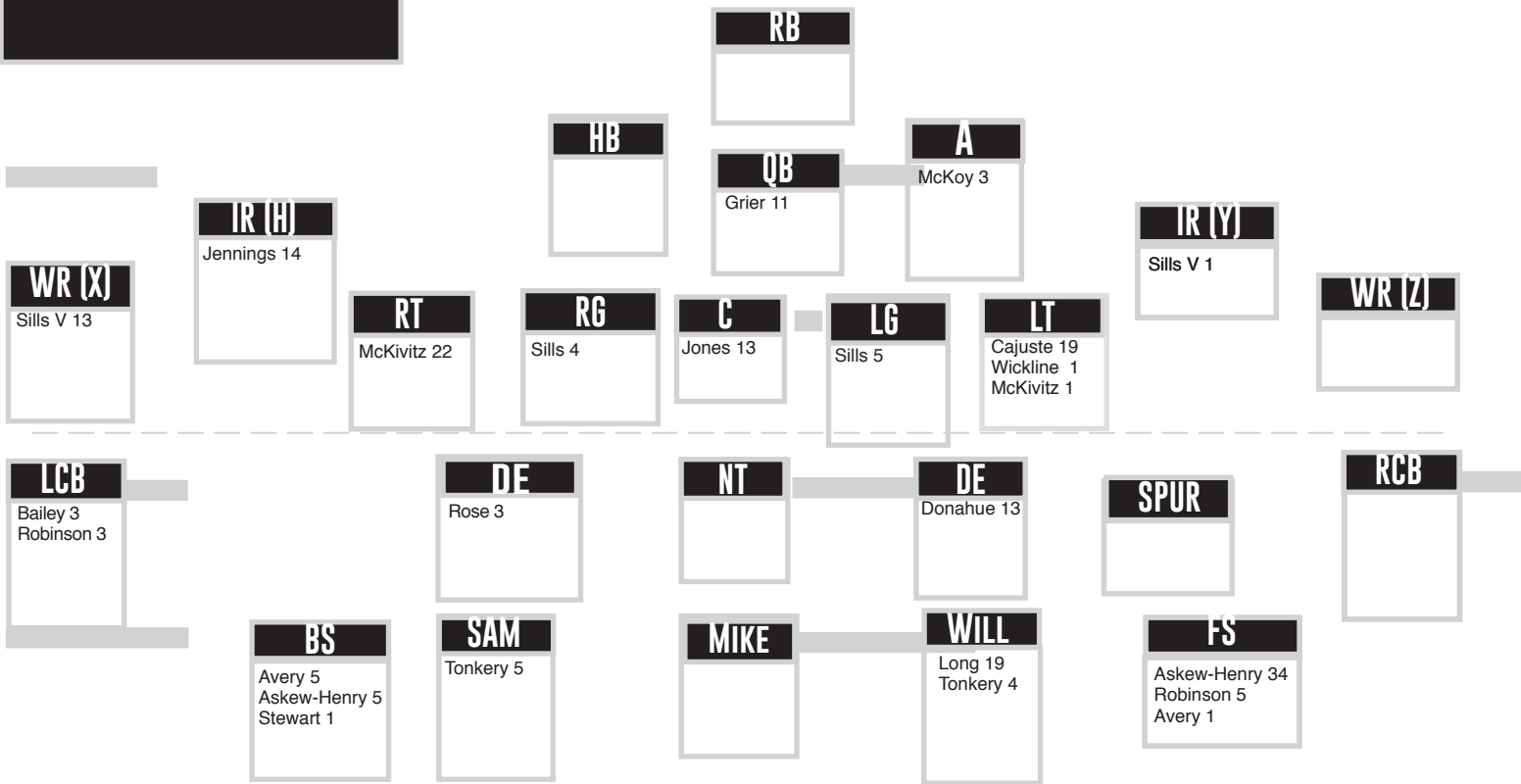
### 2012

- ✓ Served as West Virginia's Campaign Chair for United Way, raising more than \$330,000, exceeding the goal
- ✓ Led football program into its first year of competition in the Big 12 Conference, reaching as high as No. 4 in USA Today Coaches' Poll and No. 5 in the AP Poll
- ✓ Guided West Virginia to a 7-6 overall record in 2012 and an appearance in the New Era Pinstripe Bowl
- ✓ Earned national rankings in 10-of-16 weeks during the 2012 season in AP and USA Today Coaches' Polls
- ✓ Five Mountaineer players earned 25 All-America honors
- ✓ Austin was the recipient of the Paul Hornung Award, most versatile player in the nation and the Jet Award, nation's top returner
- ✓ Three WVU players were drafted in the Top 3 rounds of the NFL Draft, including No. 8, Tavon Austin
- ✓ Holgorsen has had a first-round NFL draft choice for two straight years, the only WVU coach to accomplish that
- ✓ Tavon Austin and Stedman Bailey were one of four sets of 1,000-yard receivers nationally
- ✓ WVU was one of only two schools nationally to have a 4,000-yard passer and a pair of 1,000-yard receivers
- ✓ WVU was ranked No. 9 nationally in scoring offense and No. 10 in passing offense and total offense.
- ✓ Geno Smith led the nation in passing touchdowns (42); one of only two quarterbacks to throw for more than 4,000 yards for two straight years
- ✓ Smith was one of five quarterbacks nationally to throw for 30 or more touchdowns in two straight years
- ✓ Bailey led the nation in receiving touchdowns (25) and finished with the second highest amount in a season
- ✓ Austin was the only player nationally to finish with 100 or more receptions for two straight years
- ✓ Austin was the only player nationally to finish with more than 2,000 all-purpose yards for two straight years
- ✓ Austin was the only player in NCAA history to finish his career with more than 3,000 receiving yards and more than 1,000 yards rushing
- ✓ Austin was named the Big 12 Conference co-Special Teams Player of the Year; Bailey was a finalist for the Fred Biletnikoff Award; Smith was a finalist for the Johnny Unitas Golden Arm and Manning Awards

### 2011

- ✓ Named FWAA First-Year Head Coach of the Year
- ✓ Posted a 10-3 mark in his first season as head coach, only WVU coach to win 10 games in his first year
- ✓ Led West Virginia to Big East Championship and BCS win, first WVU coach to accomplish that feat in first year
- ✓ Earned national rankings in 13-of-16 weeks of 2011 season in both the AP and USA Today Coaches Polls, reaching as high as No. 11 in the AP Poll and tied for No. 14 in the USA Today Coaches Poll
- ✓ Tied for fourth in wins among first-year head coaches nationally
- ✓ One of seven coaches to take his program to a BCS Bowl in his first year as a head coach, and only one of three (Larry Coker, 2001; Chris Peterson, 2007) to win the bowl game.
- ✓ Fourth WVU coach to make a bowl appearance and win in his first season (Stewart, DeGroot, Glenn)
- ✓ Three Mountaineer players earned seven All-America honors
- ✓ Three Mountaineer players drafted in the NFL Draft, including the No. 15 pick, Bruce Irvin
- ✓ WVU led the BIG EAST with 10 all-conference honorees and the Special Teams Player of the Year, Austin
- ✓ WVU finished No. 6 nationally in passing offense, No. 13 in scoring offense and No. 15 in total offense
- ✓ WVU's offense was No. 67 in total offense in 2010, the year before Holgorsen arrived, and he took it to No. 15
- ✓ In 2011, Austin and Bailey were the fourth pair of 1,000-yard receivers nationally (Houston, USC, SMU)
- ✓ WVU was one of two schools nationally to have a 4,000-yard passer and two 1,000-yard receivers (Houston)
- ✓ Quarterback Geno Smith finished No. 5 nationally in passing yards per game, No. 8 in completions per game and total offense and No. 17 in passing efficiency
- ✓ Austin finished No. 1 nationally in all-purpose yardage (198.0), No. 6 in punt returns, No. 8 in receptions per game, No. 20 in kickoff returns and No. 23 in receiving yards per game
- ✓ Bailey finished No. 13 nationally in receiving yards per game

# CAREER STARTS BY POSITION



## 2018 OFFENSE GAME-BY-GAME STARTERS

Game	WR (X)	TE/IR (H)	IR (Y)	WR (Z)	LT	LG	C	RG	RT	HB	RB	QB
vs. Tennessee												
Youngstown State												
at NC State												
Kansas State												
at Texas Tech												
Kansas												
at Iowa State												
Baylor												
at Texas												
TCU												
at Oklahoma State												
Oklahoma												

## 2018 DEFENSE GAME-BY-GAME STARTERS

Game	DE	NG	DE	SAM	MIKE	WILL	LCB	SPUR	FS	BS	RCB
vs. Tennessee											
Youngstown State											
at NC State											
Kansas State											
at Texas Tech											
Kansas											
at Iowa State											
Baylor											
at Texas											
TCU											
at Oklahoma State											
Oklahoma											



## THE LAST TIME ...

### By The Mountaineers ...

**30 Rushing Attempts:** 30 by Martell Pettaway at Iowa State/Nov. 26, 2016  
**40 Rushing Attempts:** 40 by Quincy Wilson vs. Rutgers/Oct. 11, 2003  
**100 Rushing Yards:** 137 by Kennedy McKoy at Oklahoma/Nov. 25, 2017  
**200 Rushing Yards:** 209 by Justin Crawford vs. Baylor/Dec. 3, 2016  
**300 Rushing Yards:** 331 by Justin Crawford vs. Oklahoma/Nov. 19, 2016  
**75-Yard Run (no touchdown):** 79 by Noel Devine at Louisville/Nov. 22, 2008  
**75-Yard Touchdown Run:** 76 by Charles Sims vs. Iowa State/Nov. 30, 2013  
**50-Yard Run (no touchdown):** 63 by Justin Crawford vs. Baylor/Dec. 3, 2016  
**50-Yard Touchdown Run:** 50 by Skyler Howard vs. Oklahoma/Oct. 3, 2015  
**2 Rushing Touchdowns:** 3 by Kennedy McKoy at Oklahoma/Nov. 25, 2017  
**2 Rushing Touchdowns in Back-to-Back Games:** by Justin Crawford 2 vs. East Carolina/Sept. 9, 2017 and 3 vs. Delaware State/Sept. 16, 2017  
**3 Rushing Touchdowns:** 3 by Kennedy McKoy at Oklahoma/Nov. 25, 2017  
**Double 100-Yard Rushers:** 125 by Justin Crawford and 105 by Kennedy McKoy at Kansas /Sept. 23, 2017  
**Three 100-Yard Rushers:** 129 by Skyler Howard, 115 by Wendell Smallwood and 108 by Rushel Shell at Kansas/Nov. 21, 2015  
**Double 200-Yard Rushers:** by Pat White (220) and Steve Slaton (215) at Pitt /Nov. 16, 2006  
**Two 100-Yard Rushers and Two 100-Yard Receivers:** 129 by Justin Crawford and 127 by Kennedy McCoy rushing and 7 catches for 104 yards by Daikiel Shorts and 4 catches for 102 yards by Shelton Gibson vs. Kansas/Nov. 5, 2016  
**30 Pass Completions:** 32 by Will Grier vs. Texas Tech/Oct. 14, 2017  
**20 Pass Completions:** 27 by Will Grier at Kansas State/Nov. 11, 2017  
**Consecutive Completions:** 21 by Geno Smith vs. Kansas/Dec. 1, 2012  
**60 Pass Attempts:** 65 by Geno Smith vs. LSU/Sept. 24, 2011  
**50 Pass Attempts:** 53 by Will Grier vs. Virginia Tech/Sept. 3, 2017  
**40 Pass Attempts:** 46 by Will Grier at Kansas State/Nov. 11, 2017  
**35 Pass Attempts:** 46 by Will Grier at Kansas State/Nov. 11, 2017  
**30 Pass Attempts:** 46 by Will Grier at Kansas State/Nov. 11, 2017  
**3 Touchdown Passes:** 4 by Will Grier at Kansas State/Nov. 11, 2017  
**4 Touchdown Passes:** 4 by Will Grier at Kansas State/Nov. 11, 2017  
**5 Touchdown Passes:** 5 by Will Grier at Baylor/Oct. 21, 2017  
**6 Touchdown Passes:** 8 by Geno Smith vs. Baylor/Sept. 29, 2012  
**300 Yards Passing:** 372 by Will Grier at Kansas State/Nov. 11, 2017  
**400 Yards Passing:** 532 by Skyler Howard vs. Arizona State/Jan. 2, 2016  
**500 Yards Passing:** 532 by Skyler Howard vs. Arizona State/Jan. 2, 2016  
**600 Yards Passing:** 656 by Geno Smith vs. Baylor/Sept. 29, 2012  
**100 Yards Rushing and Passing:** by Skyler Howard (129/133) at Kansas /Nov. 21, 2015  
**200 Yards Rushing and Passing:** by Pat White (220/204) at Pitt/Nov. 16, 2006  
**100 Yards Rushing and Receiving:** by Steve Slaton (215/130) at Pitt/Nov. 16, 2006  
**300 Yards Total Offense:** 367 by Will Grier at Kansas State/Nov. 11, 2017  
**400 Yards Total Offense:** 423 by Will Grier vs. Virginia Tech/Sept. 3, 2017  
**500 Yards Total Offense:** 555 by Skyler Howard vs. Arizona State/Jan. 2, 2016  
**600 Yards Total Offense:** 687 by Geno Smith vs. Baylor/Sept. 29, 2012  
**15 Receptions:** 16 by Kevin White at Texas/Nov. 8, 2014  
**10 Receptions:** 10 by Gary Jennings Jr. vs. Texas/Nov. 19, 2017  
**9 Receptions:** 10 by Gary Jennings Jr. vs. Texas/Nov. 19, 2017  
**4 Touchdown Receptions:** 4 by Stedman Bailey vs. Oklahoma/Nov. 17, 2012  
**3 Touchdown Receptions:** 3 by David Sills V at Baylor/Oct. 21, 2017  
**2 Touchdown Receptions:** 2 by David Sills V and Ka'Raun White at Kansas State /Nov. 11, 2017  
**Two Players with 2 Touchdown Receptions:** 2 by David Sills V and 2 by Ka'Raun White at Kansas State/Nov. 11, 2017  
**Double 100-Yard Receivers:** 168 by Ka'Raun White and 115 by Gary Jennings, Jr. at Kansas State/Nov. 11, 2017  
**Three 100-Yard Receivers:** 303 by Stedman Bailey, 215 by Tavon Austin and 114 by J.D. Woods vs. Baylor/Sept. 29, 2012  
**100 Yards Receiving:** 168 by Ka'Raun White and 115 by Gary Jennings, Jr. at Kansas State /Nov. 11, 2017  
**150 Yards Receiving:** 168 by Ka'Raun White at Kansas State/Nov. 11, 2017  
**200 Yards Receiving:** 216 by Kevin White at Maryland/Sept. 13, 2014  
**75-Yard Touchdown Reception:** 75 by Ka'Raun White from Will Grier at Kansas State /Nov. 11, 2017  
**50-Yard Touchdown Reception:** 75 by Ka'Raun White from Will Grier at Kansas State /Nov. 11, 2017  
**50-Yard Reception (no touchdown):** 51 by David Sills V from Chris Chugunov at Oklahoma /Nov. 25, 2017  
**Rushing and Receiving Touchdown:** by Justin Crawford at Texas Tech/Oct. 15, 2016  
**2 Rushing and 2 Receiving Touchdowns:** by Steve Slaton at Pitt/Nov. 16, 2006  
**2 Rushing and 2 Passing Touchdowns:** by Will Grier at Kansas/Sept. 23, 2017  
**Kickoff Return For Touchdown:** 100 yards by Shelton Gibson at Baylor/Oct. 17, 2015  
**Recovered an On-Sides Kick:** Josh Lambert kicked the ball 11 yards, recovered by Jarrod Harper at Baylor/Oct. 17, 2015



DariusSTILLS



DerrekPITTSJr.

## THE LAST TIME ...

**Returned Opening Kick for a Touchdown:** 98 yards by Tavon Austin vs. UConn /Oct. 24, 2009

**Punt Return For Touchdown:** 76 yards by Tavon Austin vs. TCU/Nov. 3, 2012

**Punt Blocked and Returned For Touchdown:** 1 yard by Thandi Smith (blocked, picked up and returned) at Rutgers/Oct. 8, 2005

**Punt Blocked:** by Jarrod Harper at Maryland/Sept. 13, 2014

**Punt Blocked For Touchdown:** Blocked by Osman Kamara and recovered by Marvin Gross vs. Oklahoma State/Oct. 28, 2017

**Punt Blocked For Safety:** by Jarrod Harper at Maryland/Sept. 13, 2014

**Interception Return For Touchdown:** 94 yards by Kenny Robinson vs. vs. Texas /Nov. 19, 2017

**Interception Return For Touchdown by a Defensive Lineman:** 19 yards by Keilen Dykes at Syracuse/Oct. 6, 2007

**Two Interceptions Returned for Touchdown:** by Shawn Hackett (41) and Grant Wiley (22) vs. Boston College/Sept. 2, 2000

**50-Yard Field Goal:** 50 by Mike Molina vs. Baylor/Dec. 3, 2015

**Field Goal Blocked:** by Christian Brown at Texas/Nov. 12, 2016

**Missed an Extra Point:** by Josh Lambert at Kansas State/Oct. 26, 2013

**Two Interceptions in a Game:** 2 by Kyzir White vs. East Carolina/Sept. 9, 2017

**Three Interceptions in a Game:** 3 by Karl Joseph vs. Georgia Southern/Sept. 5, 2015

**Three Interceptions in a Quarter:** 3 by Karl Joseph vs. Georgia Southern/Sept. 5, 2015

**Four Interceptions in a Game:** 4 by Mike Slater vs. Kentucky/Nov. 1, 1969

**Intercepted Fumble Returned For Touchdown:** no instance yet found

**Fumble Returned For Touchdown:** 42 yards by Jared Barber vs. Texas/Nov. 14, 2014

**Fumble Recovered For Touchdown:** 0 yards by Karl Joseph at Baylor/Oct. 4, 2013

**Two-Point Conversion By Rush:** Tavon Austin at Iowa State/Nov. 23, 2012

**Two-Point Conversion By Pass:** Trevon Wesco from Kennedy McKoy vs. Utah /Dec. 26, 2017

**Defensive Extra Point:** Matt Taffoni interception return at Pitt/Oct. 15, 1994

**Extra Point Blocked:** by Rick Sherrod at Maryland/Sept. 29, 2001

**Team Gained 300 Yards Rushing:** 311 vs. Baylor/Dec. 3, 2016

**Team Gained 400 Yards Rushing:** 426 at Kansas/Nov. 21, 2015

**Team Gained 500 Yards Rushing:** 517 vs. Connecticut/Nov. 24, 2007

**Team Failed To Gain 100 Yards Rushing:** 29 vs. Utah/Dec. 26, 2017

**Team Failed To Gain 50 Yards Rushing:** 29 vs. Utah/Dec. 26, 2017

**Team Gained 300 Yards Passing:** 372 at Kansas State/Nov. 11, 2017

**Team Gained 400 Yards Passing:** 532 vs. Arizona State/Jan. 2, 2016

**Team Gained 500 Yards Passing:** 532 vs. Arizona State/Jan. 2, 2016

**Team Failed To Gain 100 Yards Passing:** 62 vs. Maryland/Sept. 21, 2012

**Team Gained 500 Yards Total Offense:** 524 vs. Iowa State/Nov. 4, 2017

**Team Gained 600 Yards Total Offense:** 635 at Kansas/Sept. 23, 2017

**Team Gained 700 Yards Total Offense:** 778 vs. Oklahoma/Nov. 17, 2012

**Team Gained 800 Yards Total Offense:** 807 vs. Baylor/Sept. 29, 2012

**Team Failed To Gain 200 Yards Total Offense:** 153 vs. Utah/Dec. 26, 2017

**Drive of 99 Yards:** 99 yards on 12 plays in fourth quarter against BYU/Sept. 24, 2016

**Team Failed To Get A First Down:** no instance yet found

**Team Failed To Get A Rushing First Down:** vs. Texas Western/Nov. 25, 1950

**Team Failed To Get A Passing First Down:** vs. South Carolina/Dec. 30, 1969

**Team Failed To Get a Third Down Conversion:** vs. Syracuse (0/10)/Dec. 29, 2012

**Team Had Six Turnovers:** two interceptions, four fumbles vs. Maryland/Sept. 21, 2013

**Team Had Five Turnovers:** four interceptions, one fumble vs. Oklahoma State /Oct. 28, 2017

**Successful Fake Punt:** 13-yard run by Nick O'Toole vs. Maryland/Sept. 26, 2015

**Scored 70+ Points:** 70 vs. Baylor/Sept. 29, 2012

**Scored 60+ Points:** 70 vs. Baylor/Sept. 29, 2012

**Scored 50+ Points:** 56 at Kansas/Sept. 23, 2017

**Scored 40+ Points:** 46 vs. Texas Tech/Oct. 14, 2017

**Scored 30+ Points:** 31 at Oklahoma/Nov. 25, 2017

**Scored 40+ Points in a Half:** 45 vs. Delaware State/Sept. 16, 2017

**Scored 30+ Points in a Half:** 35 at Kansas/Sept. 23, 2017

**Scored 0 Points in a Half:** 0 in the 1st half vs. Texas/Nov. 19, 2017

**Scored 0 Points in a Half at Home:** 0 in the 1st half vs. Texas/Nov. 19, 2017

**Scored 30+ Points in a Quarter:** 35 vs. Clemson (2nd)/Jan. 4, 2012

**Shutout Recorded:** 49-0 at Kansas/Nov. 21, 2015

**Forced Four Turnovers in a Game:** 4 vs. Oklahoma State/Oct. 28, 2017

**Forced Five Turnovers in a Game:** 5 vs. Texas/Nov. 14, 2015

**Forced Six Turnovers in a Game:** 6 vs. Maryland/Sept. 26, 2015

**Forced Eight Turnovers in a Game:** 8 vs. Rutgers/Nov. 3, 2001

**Safety Scored:** Kyle Rose tackled Mason Rudolph of Oklahoma State in the end zone /Oct. 10, 2015

**Two Safeties Scored:** at Syracuse/Sept. 25, 2000

**Played An Overtime Game:** L/26-33 (OT) vs. Oklahoma State/Oct. 10, 2015

**Played Back-to-Back Overtime Games:** L 47-40 (1OT) vs. Texas/Nov. 9, 2013; W 30-27 (1OT) at TCU/Nov. 2, 2013

**Won Game Without An Offensive TD:** at Syracuse/Sept. 5, 2005

**Won Game Without a Rushing TD:** at Kansas State/Nov. 11, 2017



Dominique MAIDEN



JoVanni STEWART




## THE LAST TIME ...

### Versus West Virginia ...

- 30 Rushing Attempts:** 36 by J.D. King of Oklahoma State/Oct. 28, 2017
- 100 Rushing Yards:** 150 by Zack Moss of Utah/Dec. 26, 2017
- 200 Rushing Yards:** 291 by Khalil Herbert of Kansas/Sept. 23, 2017
- 75-Yard Run:** 75 by C.J. Brown of Maryland/Sept. 13, 2014
- 50-Yard Touchdown Run:** 58 by Zack Moss of Utah/Dec. 26, 2017
- 50-Yard Non-Touchdown Run:** 66 by Kyler Murray and 58 by Rodney Anderson of Oklahoma/Nov. 25, 2017
- 3 Rushing Touchdowns:** 4 by Rodney Anderson of Oklahoma/Nov. 25, 2017
- 4 Rushing Touchdowns:** 4 by Rodney Anderson of Oklahoma/Nov. 25, 2017
- 2 Players Rushing for 100 Yards:** 160 by Samaje Perine and 147 by Joe Mixon of Oklahoma/Nov. 19, 2016
- 20 Pass Completions:** 27 by Kyle Kempt of Iowa State/Nov. 4, 2017
- 30 Pass Completions:** 31 by Shane Buechele at Texas/Nov. 12, 2016
- 50 Pass Attempts:** 51 by Drew Lock of Missouri/Sept. 3, 2016
- 40 Pass Attempts:** 40 by Kyle Kempt of Iowa State/Nov. 4, 2017
- 30 Pass Attempts:** 40 by Kyle Kempt of Iowa State/Nov. 4, 2017
- 3 Touchdown Passes:** 3 by Baker Mayfield of Oklahoma/Nov. 25, 2017
- 4 Touchdown Passes:** 4 by Nic Shimonek of Texas Tech/Oct. 14, 2017
- 5 Touchdown Passes:** 5 by Seth Russell of Baylor/Oct. 17, 2015
- 300 Yards Passing:** 323 by Nic Shimonek of Texas Tech/Oct. 14, 2017
- 400 Yards Passing:** 418 by Mike Bercovici of Arizona State/Jan. 2, 2016
- 500 Yards Passing:** 554 by Landry Jones of Oklahoma/Nov. 17, 2012
- 100 Yards Rushing & 300 Yards Passing:** by Seth Russell of Baylor (160/380)/Oct. 17, 2015
- 100 Yards Rushing & 200 Yards Passing:** by Josh Jackson of Virginia Tech (101/235)/Sept. 3, 2017
- 100 Yards Rushing & 100 Yards Passing:** by Josh Jackson of Virginia Tech (101/235)/Sept. 3, 2017
- 300 Yards Total Offense:** 324 by Nic Shimonek of Texas Tech/Oct. 14, 2017
- 400 Yards Total Offense:** 428 by Mike Bercovici of Arizona State/Jan. 2, 2016
- 500 Yards Total Offense:** 540 by Seth Russell of Baylor/Oct. 17, 2015
- 10 Receptions:** 11 by Jalen McClesky of Oklahoma State/Oct. 29, 2016
- 2 Touchdown Receptions:** 2 by James Washington of Oklahoma State/Oct. 28, 2017
- 3 Touchdown Receptions:** 3 by Corey Coleman of Baylor/Oct. 17, 2015
- 4 Touchdown Receptions:** 4 by Kenny Stills of Oklahoma/Nov. 17, 2012
- 100 Yards Receiving:** 132 by Denzel Mims and 109 by Trestan Ebner of Baylor /Oct. 21, 2017
- 150 Yards Receiving:** 199 by Corey Coleman of Baylor/Oct. 17, 2015
- 200 Yards Receiving:** 314 by Terrance Williams of Baylor/Sept. 29, 2012
- Double 100-Yard Receivers:** 132 by Denzel Mims and 109 by Trestan Ebner of Baylor /Oct. 21, 2017
- 50-Yard Touchdown Reception:** 52 by Trestan Ebner of Baylor/Oct. 21, 2017
- 75-Yard Touchdown Reception:** 81 by Nyfease West of Delaware State/Sept. 16, 2017
- 50-Yard Reception (no touchdown):** 62 by CeeDee Lamb and 56 by Marquise Brown of Oklahoma/Nov. 25, 2017
- Rushing and Receiving Touchdown:** 1 rushing & 1 receiving by J.D. King of Oklahoma State/Oct. 28, 2017
- Passing and Receiving Touchdown:** by Kenny Hill of TCU/Oct. 7, 2017
- Passing and Rushing Touchdown:** by Mason Rudolph of Oklahoma State/Oct. 28, 2017
- Passing, Receiving and Rushing Touchdown:** by Kenny Hill of TCU/Oct. 7, 2017
- Kickoff Return For Touchdown:** 97 yards by Kene Nwangwu of Iowa State/Nov. 26, 2016
- Opening Kickoff Return For Touchdown:** 100 yards by Mardy Gilyard of Cincinnati/Nov. 8, 2008
- Recovered an On-Sides Kick:** Jay Sedwick kicked the ball 16 yards, recovered by Chance Waz of Baylor/Oct. 21, 2017
- Punt Return For Touchdown:** 43 yards by Tyler Lockett of Kansas State /Nov. 20, 2014
- 2 Players Return Punts For Touchdown:** by DeJuan Tribble (41) and Will Blackmon (71) of Boston College/Nov. 13, 2004
- Punt Blocked:** blocked by Morgan Burns of Kansas State/Dec. 5, 2015
- Punt Blocked/Recovered in End Zone For Touchdown:** blocked by Alex Lewis and recovered in end zone by Kareem Timbers of Wisconsin/Aug. 30, 2003
- Punt Blocked/Returned For Touchdown:** blocked by Marcus Gildersleeve and returned 17 yards by Ricky Hall of Virginia Tech/Oct. 31, 1998
- Interception Return For Touchdown:** 80 yards by Jordan Evans of Oklahoma /Nov. 19, 2016
- 50-Yard Field Goal:** 51 by Austin Seibert of Oklahoma/Nov. 25, 2017
- Field Goal Blocked:** by Brandon Stewart of Kansas/Nov. 21, 2015




Kelby WICKLINE



## THE LAST TIME ...

- Blocked Field Goal Returned For Touchdown:** 82 yards by Andrew Johnson of Louisville/Nov. 5, 2011
- Intercepted Fumble Returned For Touchdown:** 75 yards by Tim Quense of Pitt /Oct. 1, 1983
- Fumble Recovered/Returned For Touchdown:** 41 yards by Jordan Thomas of Oklahoma/Oct. 3, 2015
- Two-Point Conversion By Rush:** by Davin Meggett of Maryland/Sept. 17, 2011
- Two-Point Conversion By Pass:** by Mark Andrews from Baker Mayfield of Oklahoma /Nov. 19, 2016
- Defensive Extra Point:** Tim White of Arizona State returned a blocked extra point 98 yards for a two-point conversion/Jan. 2, 2016
- Extra Point Blocked:** by Ishmael Murphy-Richardson of Arizona State/Jan. 2, 2016
- Punt Blocked For Safety:** by Chris Nofoaiga of Idaho/Oct. 7, 2000
- Team Gained 400 Yards Rushing:** 468 by Baylor/Oct. 4, 2013
- Team Gained 300 Yards Rushing:** 313 by Oklahoma/Nov. 25, 2017
- Team Gained 200 Yards Rushing:** 313 by Oklahoma/Nov. 25, 2017
- Team Failed To Gain 100 Yards Rushing:** 81 by Miami/Dec. 28, 2016
- Team Finished With Negative Rushing Yards:** Minus-10 by Maryland/Sept. 18, 2010
- Team Gained 300 Yards Passing:** 333 by Oklahoma/Nov. 25, 2017
- Team Gained 400 Yards Passing:** 418 by Arizona State/Jan. 2, 2016
- Team Failed To Gain 100 Yards Passing:** 29 by Georgia Southern/Sept. 5, 2015
- Team Failed To Gain 50 Yards Passing:** 29 by Georgia Southern/Sept. 5, 2015
- Team Gained 500 Yards Total Offense:** 646 by Oklahoma/Nov. 25, 2017
- Team Gained 600 Yards Total Offense:** 646 by Oklahoma/Nov. 25, 2017
- Team Gained 700 Yards Total Offense:** 872 by Baylor/Oct. 5, 2013
- Team Gained 800 Yards Total Offense:** 872 by Baylor/Oct. 5, 2013
- Team Failed To Gain 250 Yards Total Offense:** 221 at Kansas/Nov. 21, 2015
- Team Failed To Gain 200 Yards Total Offense:** 176 by Kansas/Oct. 4, 2014
- Team Failed To Gain 100 Yards Total Offense:** 90 by Rutgers/Oct. 12, 2002
- Team Finished with 35 or more First Downs:** 35 by TCU/Oct. 29, 2015
- Team Finished with 30 or more First Downs:** 30 by Baylor/Oct. 21, 2017
- Team Failed To Get A First Down:** no instance yet found
- Team Failed To Get A Rushing First Down:** by Western Michigan/Sept. 7, 1996
- Team Failed To Get A Passing First Down:** by Pitt/Oct. 10, 1981
- Successful Fake Punt:** by Texas Tech/Oct. 14, 2017
- Team Scored 70+ Points:** 73 by Baylor/Oct. 5, 2013
- Team Scored 60+ Points:** 62 by Baylor/Oct. 17, 2015
- Team Scored 50+ Points:** 59 by Oklahoma/Nov. 25, 2017
- Team Scored 40+ Points:** 59 by Oklahoma/Nov. 25, 2017
- Team Scored 30+ Points:** 30 by Utah/Dec. 26, 2017
- Shutout Recorded:** 37-0 by Maryland/Sept. 21, 2013
- Safety Scored:** When WVU's Clint Trickett was sacked in the end zone by Texas' Cedric Reed/Nov. 8, 2014
- Two Safeties Scored:** When WVU's Geno Smith was tackled in the end zone by Syracuse's Cameron Lynch and Siriki Diabate, and when Smith was called for intentional grounding when he was being tackled by Brandon Sharpe/Dec. 29, 2012



Billy KINNEY



Jeffery POOLER Jr.



## 2018 MOUNTAINEER ROSTER

No.	Name	Pos.	Ht.	Wt.	Cl.	Exp.	Hometown/High School/Previous College
1	Derrek Pitts Jr.	CB	6-0	182	So.	1Vl	Dunbar, W.Va./South Charleston
1	T.J. Simmons	WR	6-2	200	r-So.	SQ	Birmingham, Ala./Clay-Chalkville/Alabama
2	Kenny Robinson Jr.	S	6-2	198	So.	1Vl	Wilksburg, Pa./Imani Christian
3	Toyous Avery Jr.	S	5-11	200	r-Sr.	2Vl	Covington, Ga./Newton/Coffeyville CC
3	Trent Jackson	QB	6-2	200	Fr.	HS	Stevensville, Md./Kent Island
4	Leddie Brown	RB	5-11	215	Fr.	HS	Philadelphia, Pa./Neumann-Goretti
4	Josh Norwood	CB	5-10	180	r-Jr.	JC	Valdosta, Ga./Valdosta/NW Miss. CC
5	Ezekiel Rose	DL	6-2	278	Sr.	1Vl	Clarksdale, Miss./Clarksdale/East Mississippi CC
6	Dravon Askew-Henry	S	6-0	201	r-Sr.	3Vl	Aliquippa, Pa./Aliquippa
6	Kennedy McKoy	RB	6-0	205	Jr.	2Vl	Lexington, N.C./North Davidson
7	Brendan Ferns	LB	6-2	228	r-So.	1Vl	St. Clairsville, Ohio/St. Clairsville
7	Will Grier	QB	6-2	223	r-Sr.	1Vl	Charlotte, N.C./Davidson Day School/Florida
8	Kwantel Raines	S	6-3	207	Fr.	HS	Aliquippa, Pa./Aliquippa
8	Marcus Simms	WR	6-0	196	Jr.	2Vl	Bowie, Md./Sherwood
9	JoVanni Stewart	S	5-8	195	Jr.	2Vl	Katy, Texas/Katy
10	Trey Lowe III	QB	6-2	220	Fr.	HS	Collierville, Tenn./Bolivar Central
10	Dylan Tonkery	LB	6-0	227	r-So.	1Vl	Bridgeport, W.Va./Bridgeport
11	Jack Allison	QB	6-6	210	r-So.	SQ	Palmetto, Fla./Palmetto/Miami
11	David Long Jr.	LB	5-11	223	r-Jr.	2Vl	Cincinnati, Ohio/Winton Woods
12	Gary Jennings Jr.	WR	6-2	215	Sr.	3Vl	Stafford, Va./Colonial Forge
12	Jabril Robinson	DL	6-2	271	r-Sr.	TR	Leland, N.C./North Brunswick/Clemson
13	Jeffery Pooler Jr.	DL	6-2	272	r-So.	SQ	Dayton, Ohio/Dunbar
13	David Sills V	WR	6-4	210	Sr.	2Vl	Wilmington, Del./Eastern Christian/El Camino
14	Tevin Bush	WR	5-6	165	So.	SQ	New Orleans, La./Landry-Walker
15	Billy Kinney	P	6-4	221	r-Sr.	2Vl	Morgantown, W.Va./University
16	William Crest Jr.	WR	6-1	214	r-Sr.	1Vl	Baltimore, Md./Dunbar
17	Exree Loe	LB	6-0	218	r-Fr.	SQ	Johnstown, Pa./Greater Johnstown Area
18	Charlie Benton	LB	6-2	221	r-So.	JC	Opelika, Ala./Opelika/Butler CC
19	Druw Bowen	WR	6-2	209	r-So.	SQ	Charleston, W.Va./George Washington
19	Barry Moreland	CB	5-11	192	r-Jr.	JC	Zion, Ill./Zion Township/Central Lakes College
20	Henry Cook	LB	6-2	232	r-Fr.	SQ	Westminster, Md./South Carroll
20	Alec Sinkfield	RB	5-9	188	r-Fr.	SQ	Delray Beach, Fla./American Heritage
22	Anthony DelPercio	WR	5-8	205	r-Fr.	SQ	Middletown, Del./Middletown
22	Jake Long	CB	5-11	195	r-So.	1Vl	Columbus, Ohio/Hamilton Township
23	Jordan Adams	CB	6-0	180	r-Jr.	SQ	Reisterstown, Md./Franklin
23	Evan Matthes	P	6-1	214	Fr.	HS	Reston, Va./South Lakes
24	Hakeem Bailey	CB	6-0	193	r-Jr.	1Vl	Atlanta, Ga./Pebblebrook/Iowa Western CC
24	Roman Hawkins	WR	6-1	177	Fr.	HS	Westminster, Md./Westminster
25	Osman Kamara	S	5-10	202	r-So.	1Vl	Harrisburg, Pa./Bishop McDevitt
26	Deamonte Lindsay	S	6-1	212	r-Jr.	1Vl	Martinsburg, W.Va./Martinsburg
27	EJ Brown	S	5-10	202	r-Fr.	SQ	Stone Mountain, Ga./Tucker
27	Kwincy Hall	WR	5-5	162	Fr.	HS	Washington, D.C./St. Frances Academy
28	Keith Washington Jr.	CB	6-0	178	r-Jr.	JC	Prattville, Ala./Prattville/Copiah-Lincoln CC
29	Sean Mahone	CB	5-11	198	r-So.	1Vl	Liberty Township, Ohio/Lakota West
29	Chase Riley	WR	6-0	186	r-Fr.	SQ	Shinnston, W.Va./Lincoln
30	Jaalen Gross	CB	6-2	187	r-Fr.	--	Calvert County, Md./Patuxent
30	Evan Staley	K	6-1	186	r-So.	1Vl	Romney, W.Va./Hampshire
31	Casey Legg	K	6-4	199	Fr.	HS	Charleston, W.Va./Cross Lanes Christian
31	Zach Sandwisch	LB	6-2	228	r-So.	SQ	Woodville, Ohio/Central Catholic
32	VanDarius Cowan	LB	6-4	233	So.	TR	Palm Beach Gardens, Fla./Alabama
32	Martell Pettaway	RB	5-9	212	Jr.	2Vl	Detroit, Mich./Martin Luther King
33	T.J. Kpan	RB	5-8	180	r-Fr.	TR	McMurray, Pa./Peters Township/Seton Hill
33	Quondarius Qualls	LB	6-1	235	Sr.	1Vl	Farmerville, La./Union Parish/NW Mississippi CC
34	Shea Campbell	LB	5-11	235	r-Jr.	SQ	Morgantown, W.Va./Morgantown
34	Lorenzo Dorr	RB	5-9	202	r-So.	SQ	Fredericksburg, Va./Riverbend
35	Josh Chandler	LB	5-10	222	Fr.	HS	Canton, Ohio/Canton-McKinley
35	Brady Watson	RB	5-6	205	Sr.	SQ	Ridgeley, W.Va./Frankfort
36	Ricky Johns	WR	6-3	200	r-Fr.	SQ	North Wales, Pa./North Penn
37	Chase Hill	S	5-11	178	Fr.	HS	Waco, Texas/Live Oak Classical
37	Kolby Mack	WR	5-11	174	Fr.	HS	Oak Park, Mich./Oak Park
38	Isaiah Esdale	WR	6-1	203	So.	JC	Elkton, Md./Eastern Christian/Eastern Arizona CC
39	Dante Bonamico	S	5-8	185	r-So.	SQ	Bridgeport, W.Va./Bridgeport

## 2018 MOUNTAINEER ROSTER

40	Kenny Bigelow Jr.	DL	6-4	304	r-Sr.	TR	Wilmington, Del./Eastern Christian/USC
41	Elijah Drummond	TE/FB	6-0	235	r-So.	SQ	Bridgeport, W.Va./Bridgeport
41	Jaydon McGhee	LB	6-1	215	Fr.	HS	Charlotte, N.C./Vance
42	Rashon Lusane	LB	5-11	212	r-So.	SQ	Norristown, Pa./Malvern
42	Logan Thimons	TE/FB	6-0	232	r-So.	SQ	Sarver, Pa./Freeport Area
43	Luke Hogan	K	6-1	210	r-So.	SQ	Keller, Texas/Keller/Houston
45	Adam Hensley	LB	6-2	234	Jr.	2vl	Centerville, Ohio/Centerville
46	Reese Donahue	DL	6-4	280	Jr.	2vl	Milton, W.Va./Cabell Midland
47	Joseph Turner	TE/FB	6-0	228	r-Fr.	SQ	Morgantown, W.Va./Morgantown
48	Skyler Simcox	K	6-0	188	r-Jr.	TR	Abingdon, Va./Abingdon/Western Kentucky
49	Nick Rush	DL	5-11	280	Fr.	HS	Clarksburg, W.Va./South Harrison
51	Jake Abbott	LB	6-0	220	r-Fr.	SQ	Fairmont, W.Va./Fairmont Senior
51	Kyle Poland	LS	6-2	230	r-So.	SQ	Morgantown, W.Va./Morgantown
52	JP Hadley	LS	6-2	258	Fr.	HS	Lacey, N.J./Donovan Catholic
53	Colton McKivitz	OL	6-7	310	r-Jr.	2vl	Jacobsburg, Ohio/Union Local
54	Eric Sjostedt	OL	6-3	265	r-Fr.	SQ	Ystad, Sweden/Bristol Academy of Sport
55	Yodny Cajuste	OL	6-5	323	r-Sr.	2vl	Miami, Fla./Miramar
55	Dante Stills	DL	6-4	294	Fr.	HS	Fairmont, W.Va./Fairmont Senior
56	Darius Stills	DL	6-1	293	So.	1vl	Fairmont, W.Va./Fairmont Senior
57	Michael Brown	OL	6-3	353	Jr.	JC	Compton, Calif./Paramount/Eastern Arizona CC
57	Nate Green	DL	6-4	265	r-So.	SQ	Wellsburg, W.Va./Brooke
58	Joe Brown	OL	6-4	354	r-Jr.	JC	Compton, Calif./Paramount//Eastern Arizona CC
59	Luke Williams	LB	6-0	229	r-So.	SQ	Parkersburg, W.Va./Parkersburg South
60	Noah Drummond	OL	6-0	282	Fr.	HS	Bridgeport, W.Va./Bridgeport
61	Chris Brown	DL	6-4	258	Fr.	HS	Casper, Wyo./Natrona County
62	Zach Davis	OL	6-2	314	r-So.	SQ	St. Marys, W.Va./St. Marys
63	Garrett Smyton	OL	6-1	310	Fr.	HS	Elkins, W.Va./Elkins
64	Rex Sunahara	LS	6-6	244	r-Jr.	SQ	Bay Village, Ohio/Rhode Island
65	Isaiah Hardy	OL	6-6	335	Sr.	1vl	Laurel Springs, N.J./Timber Creek Regional
66	Adam Stille	OL	6-0	282	r-Fr.	SQ	Martinsburg, W.Va./Martinsburg
67	Josh Ritchie	DL	6-0	267	Fr.	HS	Morgantown, W.Va./University
68	Briason Mays	OL	6-3	302	Fr.	HS	Bolivar, Tenn./Bolivar Central
69	Blaine Scott	OL	6-3	335	Fr.	HS	West Portsmouth, Ohio/Sciotoville Community
70	Tyler Thurmond	OL	6-4	295	r-Fr.	SQ	Buford, Ga./Buford
71	Junior Uzebu	OL	6-5	308	Fr.	HS	Alpharetta, Ga./Alpharetta
72	Kelby Wickline	OL	6-4	301	r-Jr.	1vl	Stillwater, Okla./Stillwater/Jones JC
73	Josh Sills	OL	6-6	331	r-So.	1vl	Sarahsville, Ohio/Meadowbrook
74	James Gmitter	DL	6-3	315	Fr.	HS	Bethel Park, Pa./Bethel Park
76	Chase Behrnt	OL	6-4	310	r-So.	SQ	Wildwood, Mo./Lafayette
77	Daniel Buchanan	OL	6-4	304	r-Fr.	SQ	Gilbert, W.Va./Mingo Central
78	Jacob Buccigrossi	OL	6-3	306	r-So.	SQ	Pittsburgh, Pa./North Hills
79	Matt Jones	OL	6-3	317	r-Jr.	1vl	Hubbard, Ohio/Hubbard
80	Jesse Beal	TE/FB	6-6	255	Fr.	HS	Washington, D.C./South County
81	Sam James	WR	6-0	180	Fr.	HS	Richmond Hill, Ga./Richmond Hill
82	Dominique Maiden	WR	6-5	206	Sr.	SQ	Temecula, Calif./Temecula Valley/Riverside City
83	Bryce Wheaton	WR	6-3	215	Fr.	HS	Fuquay-Varina, N.C./Holly Springs
84	Jovani Haskins	TE/FB	6-4	245	r-So.	SQ	Bergenfield, N.J./Bergenfield/Miami
85	T.J. Banks	TE	6-5	252	Fr.	HS	Duquesne, Pa./East Allegheny
86	Randy Fields Jr.	WR	6-1	195	Fr.	HS	Newark, Del./St. Frances Academy
87	Mike O'Laughlin	TE	6-5	234	Fr.	HS	Glen Ellyn, Ill./Fenwick
88	Trevon Wesco	TE/FB	6-4	272	r-Sr.	2vl	Martinsburg, W.Va./Musselman/Lackawanna Coll.
88	Cole Stash	DL	5-11	233	Fr.	HS	Connellsville, Pa./IMG Academy
89	Dillon Spalding	WR	6-1	214	Fr.	HS	Lorton, Va./South County
90	Brenon Thrift	DL	6-2	302	r-Sr.	SQ	Monroeville, Pa./Gateway/Penn State
91	Matt Bezjak	TE/FB	6-5	255	r-So.	SQ	Loveland, Ohio/Loveland
91	Tavis Lee	DL	6-3	255	Fr.	HS	Martinsburg, W.Va./Martinsburg
92	Dalton McDaniels	DL	5-10	277	Fr.	HS	Morgantown, W.Va./University
96	Connor Barwis	DL	6-0	282	r-Fr.	SQ	Reading, Pa./Exeter Township
97	Stone Wolfley	DL	6-4	265	r-Jr.	1vl	Morgantown, W.Va./Morgantown
98	Tyrese Allen	DL	6-3	295	Fr.	HS	Paintsville, Ky./Paintsville
99	Sam Cookman	DL	6-2	245	r-Fr.	SQ	Romney, W.Va./Hampshire



## 2018 MOUNTAINEER CAREER HIGHS

### Offense

<b>Rushing</b>	<b>Att.</b>	<b>Yards</b>	<b>TDs</b>	<b>Long</b>	<b>100-yd Games</b>
Tevin Bush	9 (2x/DSU '17)	41 (DSU '17)	0	16 (BU '17)	0
Will Grier	11 (VT '17)	59 (VT '17)	2 (KU '17)	14 (VT '17)	0
Kennedy McKoy	25 (2x/OU '17)	137 (OU '17)	3 (OU '17)	44 (KU '16)	3 (OU '17)
Martell Pettaway	30 (ISU '16)	181 (ISU '16)	1 (3x/OU '17)	23 (ISU '16)	1 (ISU '16)

<b>Passing</b>	<b>Att.</b>	<b>Comp.</b>	<b>Yards</b>	<b>TDs</b>	<b>Long</b>
Will Grier	53 (VT '17)	32 (TCU '17)	375 (BU '17)	5 (3x/BU '17)	76 (TCU '17)

<b>Receiving</b>	<b>Rec.</b>	<b>Yards</b>	<b>TDs</b>	<b>Long</b>	<b>100-yd Games</b>
Tevin Bush	2 (OKST '17)	6 (KU '17)	0	6 (2x/OKST '17)	0
Gary Jennings Jr.	13 (2x/KSU '17)	189 (VT '17)	1 (3x/VT '17)	64 (ASU '15)	4 (KSU '17)
Kennedy McKoy	3 (UT '16)	21 (YSU '16)	1 (YSU '16)	21 (YSU '16)	0
Martell Pettaway	1 (4x/DSU '17)	25 (ISU '16)	0	25 (ISU '16)	0
David Sills V	9 (VT '17)	153 (ECU '17)	3 (3x/BU '17)	75 (ECU '17)	4 (BU '17)
Marcus Simms	6 (TTU '17)	91 (DSU '17)	2 (DSU '17)	68 (OKST '17)	0
Trevon Wesco	1 (2x/OU '17)	6 (ISU '16)	1 (ISU '16)	6 (ISU '16)	0

### Defense

<b>Tackles</b>	<b>Solo</b>	<b>Assisted</b>	<b>Total</b>	<b>TFL</b>	<b>Sacks</b>
Dravon Askew-Henry	8 (TA&M '14)	3 (2x/OKST '15)	8 (TA&M '14)	1 (3x/TCU '17)	0
Toyous Avery	4 (3x/BU '16)	3 (VT '17)	6 (VT '17)	1 (UT '16)	0
Hakeem Bailey	10 (ISU '17)	1 (2x/TCU '17)	10 (ISU '17)	2 (VT '17)	0
Kenny Bigelow Jr. @	2 (2x/ASU '15)	1 (4x/WIS '15)	3 (ARST '15)	1 (3x/COL '15)	1 (3x/COL '15)
Reese Donahue	5 (OKST '17)	4 (VT '17)	6 (2x/OKST '17)	2 (OKST '17)	1 (BU '17)
David Long Jr.	14 (OKST '17)	8 (MIA '16)	18 (OKST '17)	7 (OKST '17)	3 (UTAH '17)
Josh Norwood %	2 (2x/UMD '16)	1 (3x/MICH '16)	3 (UMD '16)	1 (UMD '16)	0
Derrek Pitts Jr.	4 (KU '17)	1 (2x/DSU '17)	4 (KU '17)	0	0
Quondarius Qualls	2 (2x/UTAH '17)	1 (3x/UTAH '17)	3 (UTAH '17)	0.5 (VT '17)	0.5 (VT '17)
Kenny Robinson	6 (DSU '17)	5 (UTAH '17)	8 (UTAH '17)	1 (DSU '17)	0
Jabril Robinson \$	6 (WOF '15)	3 (GT '17)	8 (WOF '15)	1 (2x/SYR '16)	1 (WOF '15)
Ezekiel Rose	3 (3x/ISU '17)	1 (4x/KSU '17)	3 (4x/KSU '17)	1 (4x/KSU '17)	1 (4x/KSU '17)
JoVanni Stewart	5 (KU '17)	1 (UTAH '17)	5 (KU '17)	2 (KU '17)	0
Dylan Tonkery	9 (ISU '17)	4 (UTAH '17)	9 (ISU '17)	2 (UTAH '17)	1.5 (UTAH '17)
Keith Washington #	1 (2x/ILL '16)	1 (WIS '16)	1 (3x/ILL '16)	0	0

<b>Pass Defense</b>	<b>PBU</b>	<b>INTs</b>	<b>Total</b>	<b>TDs</b>
Dravon Askew-Henry	2 (BU '17)	2 (OKST '14)	2 (2x/BU '17)	1 (OKST '14)
Toyous Avery	3 (ECU '17)	0	3 (ECU '17)	0
Hakeem Bailey	3 (ISU '17)	0	3 (ISU '17)	0
Kenny Bigelow Jr. @	1 (ARST '15)	0	1 (ARST '15)	0
David Long Jr.	2 (TCU '17)	0	2 (TCU '17)	0
Josh Norwood %	1 (RUT '16)	0	1 (RUT '16)	0
Kenny Robinson	1 (3x/ISU '17)	1 (3x/UT '17)	1 (6x/UT '17)	1 (2x/UT '17)
Ezekiel Rose	1 (2x/ISU '17)	1 (KSU '17)	1 (3x/KSU '17)	0
Dylan Tonkery	1 (ISU '17)	0	1 (ISU '17)	0

<b>Turnovers</b>	<b>Forced</b>	<b>Recovered</b>	<b>TDs</b>
David Long Jr.	0	1 (OKST '17)	0
Dylan Tonkery	0	1 (KU '17)	0
Ezekiel Rose	1 (KSU '17)	0	0

@ - Bigelow Jr.'s Numbers from USC

\$ - Robinson's Numbers from Clemson

% - Norwood's Numbers from Ohio State

# - Washington's Numbers from Michigan

## 2018 MOUNTAINEER PRESEASON HONORS



**Dravon Askew-Henry**  
Bronko Nagurski Award Watch List  
Thorpe Award Watch List  
All-American Third Team (Phil Steele)  
All-Big 12 First Team (Street & Smith's, Phil Steele)  
All-Big 12 Second Team (Lindy's)  
All-Big 12 Third Team (Athlon Sports)  
No. 19 national strong safety  
(Phil Steele – Top Draft Eligible Players)

**Toyous Avery Jr.**  
All-Big 12 Fourth Team (Phil Steele)

**Yodny Cajuste**  
Outland Trophy Watch List  
All-Big 12 First Team  
(Big 12 Media, Lindy's, Athlon Sports, Street & Smith's, Phil Steele)  
No. 3 on Top 10 NFL Talent (Lindy's)  
Best Pass Blocker in the Big 12 (Lindy's)  
No. 23 national offensive tackle  
(Phil Steele – Top Draft Eligible Players)

**Will Grier**  
Maxwell Award Watch List  
Walter Camp Player of the Year Watch List  
Davey O'Brien Quarterback Award Watch List  
Johnny Unitas Golden Arm Award Watch List  
Manning Award Watch List  
Wuerffel Award Watch List  
AFCA Good Works Team Watch List  
All-American First Team  
(AP, Lindy's, Athlon Sports, Phil Steele)  
All-American Second Team (USA Today)  
Big 12 Offensive Player of the Year (Big 12 Media)  
Big 12's Heisman Hopeful (Street & Smith's)  
No. 7 Heisman Watch (Lindy's, Athlon Sports)  
No. 8 Heisman Watch (Phil Steele)  
No. 1 national quarterback ranking (Lindy's)  
No. 5 national quarterback ranking  
(Phil Steele – Top Draft Eligible Players)  
No. 2 on Top 10 NFL Talent (Lindy's)  
Most Valuable Player in the Big 12 (Lindy's)  
Most Accurate Passer in the Big 12 (Lindy's)  
Strongest Arm in the Big 12 (Lindy's)

Cooldest in the Clutch in the Big 12 (Lindy's)  
Best Passing Quarterback (Street & Smith's)  
All-Big 12 First Team  
(Big 12 Media, Lindy's, Athlon Sports, Street & Smith's, Phil Steele)

**Dana Holgorsen**  
Best Interview in the Big 12 (Street & Smith's)

**Gary Jennings Jr.**  
Biletnikoff Award Watch List  
No. 15 national wide receiver ranking (Lindy's)  
No. 24 national wide receiver  
(Phil Steele – Top Draft Eligible Players)  
Best Hands in the Big 12 (Lindy's)  
All-Big 12 Second Team  
(Lindy's, Athlon Sports, Phil Steele)

**Matt Jones**  
All-Big 12 First Team (Lindy's)

**Billy Kinney**  
All-Big 12 Third Team (Athlon Sports)

**David Long Jr.**  
Bronko Nagurski Award Watch List  
Bednarik Award Watch List  
All-American Third Team (Phil Steele)  
All-Big 12 First Team (Athlon Sports, Phil Steele)  
No. 27 national outside linebacker  
(Phil Steele – Top Draft Eligible Players)

**Colton McKivitz**  
All-Big 12 Second Team  
(Athlon Sports, Phil Steele)  
No. 18 national offensive tackle  
(Phil Steele – Top Draft Eligible Players)

**Kennedy McKoy**  
All-Big 12 Second Team (Athlon Sports)  
No. 20 national running back  
(Phil Steele – Top Draft Eligible Players)

**Kwante Raines**  
Top 30 Big 12 signees (Athlon Sports)

**Kenny Robinson**  
All-Big 12 Third Team (Phil Steele)

**Ezekiel Rose**  
All-Big 12 Third Team (Athlon Sports)  
All-Big 12 Fourth Team (Phil Steele)

**Dante Stills**  
Top 20 Incoming Big 12 Recruit (Lindy's)  
Top 30 Big 12 signees (Athlon Sports)

**Josh Sills**  
All-Big 12 Fourth Team (Phil Steele)  
No. 90 national offensive guard  
(Phil Steele – Top Draft Eligible Players)

**David Sills V**  
Maxwell Award Watch List  
Walter Camp Player of the Year Award Watch List  
Biletnikoff Award Watch List  
Heisman possibility (Phil Steele)  
All-American First Team (AP, Lindy's, Athlon Sports, Sporting News, Street & Smith's, USA Today)  
All-American Second Team (Phil Steele)  
No. 1 national wide receiver ranking (Lindy's)  
No. 3 national wide receiver  
(Phil Steele – Top Draft Eligible Players)  
No. 1 senior wide receiver ranking (Lindy's)  
Best Hands (Street & Smith's)  
All-Big 12 First Team  
(Big 12 Media, Lindy's, Athlon Sports, Street & Smith's)

**Marcus Simms**  
Paul Hornung Award Watch List  
All-Big 12 First Team Kickoff Returner  
(Athlon Sports)  
All-Big 12 Second Team Kickoff Returner  
(Phil Steele)  
All-Big 12 Second Team All-Purpose (Lindy's)

**Dylan Tonkery**  
All-Big 12 Fourth Team (Phil Steele)  
No. 49 national inside linebacker  
(Phil Steele – Top Draft Eligible Players)

**Preseason Team Ranking**  
No. 15 preseason ranking (Lindy's)  
No. 22 preseason ranking (Athlon Sports)  
No. 22 preseason ranking (Street & Smith's)  
No. 30 preseason ranking (Phil Steele)

**Preseason Projected Big 12 Finish**  
No. 2 (Lindy's)  
No. 2 (Street & Smith's)  
No. 3 (Athlon Sports)  
No. 4 (Phil Steele)

**WVU Linebackers**  
No. 36 national position ranking (Phil Steele)

**WVU Offensive Line**  
No. 15 national position ranking (Lindy's)  
No. 38 national position ranking (Phil Steele)  
No. 3 Big 12 position ranking (Athlon Sports)

**WVU Quarterbacks**  
No. 2 national position ranking (Phil Steele)  
No. 3 national position ranking (Athlon Sports)  
No. 1 Big 12 position ranking (Athlon Sports)

**WVU Wide Receivers**  
No. 1 national position ranking (Lindy's)  
No. 2 national position ranking (Athlon Sports)  
No. 2 national position ranking (Phil Steele)  
No. 1 Big 12 position ranking (Athlon Sports)



# MOUNTAINEER OFFENSE



## GARY JENNINGS JR.

Height: 6-2 | Weight: 215 | Class: Senior  
Last School: Colonial Forge | Hometown: Stafford, Va.

### 2018 Notes

- ✓ Has played in 39 games and started 14
- ✓ Named to the Biletnikoff Watch List and preseason All-Big 12 Second Team (Lindy's, Athlon Sports, Phil Steele)
- ✓ Team's leading returner in receptions (97), receiving yards (1,096) and average per game (84.3)
- ✓ Ranks No. 15 in career receptions (114)
- ✓ WVU Offensive Player of the Year in 2017
- ✓ All-Big 12 Second Team in 2017

### 2018 Game-By-Game

Opponent	No.	Yards	Avg.	TDs	Long
Tennessee					
Youngstown State					
NC State					
Kansas State					
Texas Tech					
Kansas					
Iowa State					
Baylor					
Texas					
TCU					
Oklahoma State					
Oklahoma					
<b>Totals</b>					

### Jennings' Receiving Statistics

Year	Games	No.	Yards	Avg.	TD	Long
2017	13	97	1,096	11.3	1	60
2016	13	10	165	16.5	2	58
2015	13	7	116	16.6	1	64
<b>Totals</b>	<b>39</b>	<b>114</b>	<b>1377</b>	<b>12.1</b>	<b>4</b>	<b>64</b>



## KENNEDY MCKOY

Height: 6-0 | Weight: 205 | Class: Junior  
Last School: North Davidson | Hometown: Lexington, N.C.

### 2018 Notes

- ✓ Has played in 25 career games, including three starts
- ✓ WVU's leading returning rusher with 596 yards
- ✓ Tied for the team lead in rushing touchdowns in 2017 with seven
- ✓ Named to preseason All-Big 12 Second Team (Athlon Sports)

### 2018 Game-By-Game

Opponent	Att.	Yds	Avg.	TDs	Long	Rec	Yds	TDs
Tennessee								
Youngstown State								
NC State								
Kansas State								
Texas Tech								
Kansas								
Iowa State								
Baylor								
Texas								
TCU								
Oklahoma State								
Oklahoma								
<b>Totals</b>								

### McKoy's Rushing Statistics

Year	Games	Att.	Yards	Avg.	TD	Long
2017	12	125	596	4.8	7	36
2016	13	73	472	6.5	4	44
<b>Totals</b>	<b>25</b>	<b>198</b>	<b>1,068</b>	<b>5.4</b>	<b>11</b>	<b>44</b>

### McKoy's Receiving Statistics

Year	Games	No.	Yards	Avg.	TD	Long
2017	12	10	72	7.2	0	21
2016	13	8	59	7.4	1	21
<b>Totals</b>	<b>25</b>	<b>18</b>	<b>131</b>	<b>7.3</b>	<b>1</b>	<b>21</b>



## MARTELL PETTAWAY

Height: 5-9 | Weight: 212 | Class: Junior  
Last School: Martin Luther King | Hometown: Detroit, Mich.

### 2018 Notes

- ✓ Has played in 16 career games
- ✓ Second-leading returner in rushing yards with 149

### 2018 Game-By-Game

Opponent	Att.	Yds	Avg.	TDs	Long	Rec	Yds	TDs
Tennessee								
Youngstown State								
NC State								
Kansas State								
Texas Tech								
Kansas								
Iowa State								
Baylor								
Texas								
TCU								
Oklahoma State								
Oklahoma								
<b>Totals</b>								

### Pettaway's Rushing Statistics

Year	Games	Att.	Yards	Avg.	TD	Long
2017	13	43	149	3.5	2	17
2016	3	49	260	5.3	1	23
<b>Totals</b>	<b>16</b>	<b>92</b>	<b>409</b>	<b>4.4</b>	<b>3</b>	<b>23</b>

### Pettaway's Receiving Statistics

Year	Games	No.	Yards	Avg.	TD	Long
2017	13	2	28	14.0	0	16
2016	3	2	21	10.5	0	25
<b>Totals</b>	<b>16</b>	<b>4</b>	<b>49</b>	<b>12.3</b>	<b>0</b>	<b>25</b>



## MARCUS SIMMS

Height: 6-0 | Weight: 196 | Class: Junior  
Last School: Sherwood | Hometown: Bowie, Md.

### 2018 Notes

- ✓ Has played in 22 career games
- ✓ Named All-Big 12 Second Team All-Purpose (Phil Steele)
- ✓ Tallied five touchdown receptions in 2017, good for second-most among WVU returners
- ✓ Also added a team-best 18.9-yard reception average last season

### 2018 Game-By-Game

Opponent	No.	Yards	Avg.	TDs	Long
Tennessee					
Youngstown State					
NC State					
Kansas State					
Texas Tech					
Kansas					
Iowa State					
Baylor					
Texas					
TCU					
Oklahoma State					
Oklahoma					
<b>Totals</b>					

### Simms' Receiving Statistics

Year	Games	No.	Yards	Avg.	TD	Long
2017	12	35	663	18.9	5	68
2016	10	6	95	15.8	1	48
<b>Totals</b>	<b>22</b>	<b>41</b>	<b>758</b>	<b>18.5</b>	<b>6</b>	<b>68</b>



## TREVON WESCO

Height: 6-4 | Weight: 272 | Class: Redshirt Senior  
Last School: Lackawanna College | Hometown: Martinsburg, W.Va.

### 2018 Notes

- ✓ Has played in 23 career games
- ✓ Saw action on 252 plays, including 134 on offense in 2017
- ✓ Has caught one career touchdown

### 2018 Game-By-Game

Opponent	No.	Yards	Avg.	TDs	Long
Tennessee					
Youngstown State					
NC State					
Kansas State					
Texas Tech					
Kansas					
Iowa State					
Baylor					
Texas					
TCU					
Oklahoma State					
Oklahoma					
<b>Totals</b>					

### Wesco's Receiving Statistics

Year	Games	No.	Yards	Avg.	TD	Long
2017	13	1	1	1.0	0	1
2016	10	1	6	6.0	1	6
<b>Totals</b>	<b>23</b>	<b>2</b>	<b>7</b>	<b>3.5</b>	<b>1</b>	<b>6</b>



## DRAVON ASKEW-HENRY

Height: 6-0 | Weight: 201 | Class: Redshirt Senior  
Last School: Aliquippa | Hometown: Aliquippa, Pa.

### 2018 Notes

- ✓ Has played in and started all 39 games of his career
- ✓ Bronko Nagurski and Thorpe Watch Lists
- ✓ Named preseason All-America Third Team by Phil Steele, as well as preseason All-Big 12 First Team (Street & Smith's)
- ✓ All-Big 12 Honorable Mention (coaches) in 2017
- ✓ Team leader with four career interceptions
- ✓ Also has recorded 161 total tackles, the most of any current Mountaineer

### 2018 Game-By-Game

Opponent	UT/AT/TT	TFL	Sacks	FF	FR	Int	PBU
Tennessee							
Youngstown St.							
NC State							
Kansas State							
Texas Tech							
Kansas							
Iowa State							
Baylor							
Texas							
TCU							
Oklahoma State							
Oklahoma							
<b>Totals</b>							

### Askew-Henry's Defensive Statistics

Year	GP	T/A/TT	TFL	Sacks	INT	PB	FF	FR
2017	13	42/15/57	2.5/6	0	1/24	4	0	0
2015	13	47/12/59	1/2	0	1/0	4	0	0
2014	13	36/8/45	1/3	0	2/53	2	0	0
<b>Totals</b>	<b>39</b>	<b>125/35/161</b>	<b>4.5/11</b>	<b>0</b>	<b>4/77</b>	<b>10</b>	<b>0</b>	<b>0</b>



## TOYOUS AVERY JR.

Height: 5-11 | Weight: 200 | Class: Redshirt Senior  
Last School: Coffeyville CC | Hometown: Covington, Ga.

### 2018 Notes

- ✓ Has played in 19 career games
- ✓ Named preseason All-Big 12 Fourth Team (Phil Steele)
- ✓ Limited to just eight games last season due to injuries
- ✓ Has tallied a team-best seven career pass breakups

### 2018 Game-By-Game

Opponent	UT/AT/TT	TFL	Sacks	FF	FR	Int	PBU
Tennessee							
Youngstown St.							
NC State							
Kansas State							
Texas Tech							
Kansas							
Iowa State							
Baylor							
Texas							
TCU							
Oklahoma State							
Oklahoma							
<b>Totals</b>							

### Avery's Defensive Statistics

Year	GP	T/A/TT	TFL	Sacks	INT	PB	FF	FR
2017	8	14/6/20	0.5/1	0	0	4	0	0
2016	11	21/3/24	1/1	0	0	3	0	0
<b>Totals</b>	<b>19</b>	<b>35/9/44</b>	<b>1.5/2</b>	<b>0</b>	<b>0</b>	<b>3</b>	<b>0</b>	<b>0</b>



## HAKEEM BAILEY

Height: 6-0 | Weight: 193 | Class: Redshirt Junior  
Last School: Iowa Western CC | Hometown: Atlanta, Ga.

### 2018 Notes

- ✓ Has played in 11 career games, including three starts
- ✓ Was one of four Mountaineers to record 10-plus tackles in a game last season (10, vs. Iowa State)
- ✓ Broke up six passes a year ago, tied for the most among WVU returners in a single season

### 2018 Game-By-Game

Opponent	UT/AT/TT	TFL	Sacks	FF	FR	Int	PBU
Tennessee							
Youngstown St.							
NC State							
Kansas State							
Texas Tech							
Kansas							
Iowa State							
Baylor							
Texas							
TCU							
Oklahoma State							
Oklahoma							
<b>Totals</b>							

### Bailey's Defensive Statistics

Year	GP	T/A/TT	TFL	Sacks	INT	PB	FF	FR
2017	11	32/3/35	2/4	0	0	6	0	0



## KENNY BIGELOW JR.

Height: 6-4 | Weight: 304 | Class: Redshirt Senior  
Last School: USC | Hometown: Wilmington, Del.

### 2018 Notes

- ✓ Enrolled at WVU as a graduate transfer
- ✓ Played in 19 career games at USC, recording three career sacks

### 2018 Game-By-Game

Opponent	UT/AT/TT	TFL	Sacks	FF	FR	Int	PBU
Tennessee							
Youngstown State							
NC State							
Kansas State							
Texas Tech							
Kansas							
Iowa State							
Baylor							
Texas							
TCU							
Oklahoma State							
Oklahoma							
<b>Totals</b>							

### Bigelow's Defensive Statistics

Year	GP	T/A/TT	TFL	Sacks	INT	PB	FF	FR
2017	6	0/1/1	0	0	0	0	0	0
2015	13	4/6/10	3/19	3/19	0	1	0	0
<b>Totals</b>	<b>19</b>	<b>4/7/11</b>	<b>3/19</b>	<b>3/19</b>	<b>0</b>	<b>1</b>	<b>0</b>	<b>0</b>



## REESE DONAHUE

Height: 6-4 | Weight: 280 | Class: Junior  
Last School: Cabell Midland | Hometown: Ona, W.Va.

### 2018 Notes

- ✓ Has played in 25 career games, including 13 starts
- ✓ Named All-Big 12 Honorable Mention (coaches) in 2017
- ✓ Finished with six tackles for loss last season, third-most among Mountaineer returners

### 2018 Game-By-Game

Opponent	UT/AT/TT	TFL	Sacks	FF	FR	Int	PBU
Tennessee							
Youngstown State							
NC State							
Kansas State							
Texas Tech							
Kansas							
Iowa State							
Baylor							
Texas							
TCU							
Oklahoma State							
Oklahoma							
<b>Totals</b>							

### Donahue's Defensive Statistics

Year	GP	T/A/TT	TFL	Sacks	INT	PB	FF	FR
2017	13	21/19/40	6/21	1.5/14	0	0	0	0
2016	12	6/6/12	0	0	0	0	0	0
<b>Totals</b>	<b>25</b>	<b>27/25/52</b>	<b>6/21</b>	<b>1.5/14</b>	<b>0</b>	<b>0</b>	<b>0</b>	<b>0</b>



## DAVID LONG JR.

Height: 5-11 | Weight: 223 | Class: Redshirt Junior  
Last School: Winton Woods | Hometown: Cincinnati, Ohio

### 2018 Notes

- ✓ Has played in 22 games, including 19 starts
- ✓ Named to Bronco Nagurski and Bednarik Watch Lists and selected as All-America Third Team (Phil Steele)
- ✓ Preseason All-Big 12 First Team selection by Athlon Sports and Phil Steele
- ✓ WVU Defensive Player of the Year in 2017 and picked as ProFootballFocus All-America Second Team performer
- ✓ Also earned All-Big 12 First Team distinction by ESPN last season
- ✓ Finished No. 4 in the Big 12 in TFLs and No. 9 in total tackles last season
- ✓ His 21 career tackles for loss are tops on the team; earned 16.5 TFLs in 2017, fourth-most in WVU history

### 2018 Game-By-Game

Opponent	UT/AT/TT	TFL	Sacks	FF	FR	Int	PBU
Tennessee							
Youngstown State							
NC State							
Kansas State							
Texas Tech							
Kansas							
Iowa State							
Baylor							
Texas							
TCU							
Oklahoma State							
Oklahoma							
<b>Totals</b>							

### Long's Defensive Statistics

Year	GP	T/A/TT	TFL	Sacks	INT	PB	FF	FR
2017	9	56/20/76	16.5/46	4/17	0	6	0	1/0
2016	13	37/28/65	4.5/21	2/9	0	0	0	0
<b>Totals</b>	<b>22</b>	<b>93/48/141</b>	<b>21/67</b>	<b>6/26</b>	<b>0</b>	<b>6</b>	<b>0</b>	<b>1/0</b>



## JOSH NORWOOD

Height: 5-10 | Weight: 180 | Class: Redshirt Junior  
Last School: Northwest Mississippi CC | Hometown: Valdosta, Ga.

### 2018 Notes

- ✓ Enrolled at WVU in January 2018
- ✓ Saw action in 11 career games at Ohio State (2016)

### 2018 Game-By-Game

Opponent	UT/AT/TT	TFL	Sacks	FF	FR	Int	PBU
Tennessee							
Youngstown State							
NC State							
Kansas State							
Texas Tech							
Kansas							
Iowa State							
Baylor							
Texas							
TCU							
Oklahoma State							
Oklahoma							
<b>Totals</b>							

### Norwood's Defensive Statistics

Year	GP	T/A/TT	TFL	Sacks	INT	PB	FF	FR
2016	11	5/3/8	1/8	0	0	1	0	0



## DERREK PITTS JR.

Height: 6-0 | Weight: 182 | Class: Sophomore  
Last School: South Charleston | Hometown: Dunbar, W.Va.

### 2018 Notes

- ✓ Has played in 10 career games
- ✓ Moved from safety to cornerback in the spring

### 2018 Game-By-Game

Opponent	UT/AT/TT	TFL	Sacks	FF	FR	Int	PBU
Tennessee							
Youngstown State							
NC State							
Kansas State							
Texas Tech							
Kansas							
Iowa State							
Baylor							
Texas							
TCU							
Oklahoma State							
Oklahoma							
<b>Totals</b>							

### Pitts' Defensive Statistics

Year	GP	T/A/TT	TFL	Sacks	INT	PB	FF	FR
2017	10	7/2/9	0	0	0	0	0	0



## JABRIL ROBINSON

Height: 6-2 | Weight: 271 | Class: Redshirt Senior  
Last School: Clemson | Hometown: Leland, N.C.

### 2018 Notes

- ✓ Enrolled in WVU as a graduate transfer
- ✓ Played in 23 career games at Clemson, recording three career tackles for loss

### 2018 Game-By-Game

Opponent	UT/AT/TT	TFL	Sacks	FF	FR	Int	PBU
Tennessee							
Youngstown State							
NC State							
Kansas State							
Texas Tech							
Kansas							
Iowa State							
Baylor							
Texas							
TCU							
Oklahoma State							
Oklahoma							
<b>Totals</b>							

### Robinson's Defensive Statistics

Year	GP	T/A/TT	TFL	Sacks	INT	PB	FF	FR
2017	11	5/14/19	0.5/2	0	0	0	0	0
2016	6	3/2/5	1.5/9	0.5/5	0	0	0	0
2015	6	10/4/14	1/3	1/3	0	0	0	0
<b>Totals</b>	23	18/20/38	3/14	1.5/8	0	0	0	0



## KENNY ROBINSON JR.

Height: 6-2 | Weight: 198 | Class: Sophomore

Last School: Imani Christian | Hometown: Wilkinsburg, Pa.

### 2018 Notes

- ✓ Has played in 13 career games, including eight starts
- ✓ Named preseason All-Big 12 Third Team (Phil Steele)
- ✓ Selected as All-Big 12 Honorable Mention (coaches) in 2017
- ✓ Tallied a team-best three interceptions last season, returning two for touchdowns
- ✓ Became first Mountaineer to earn multiple pick-sixes in a season since Grant Wiley in 2000
- ✓ His 94-yard INT return vs. Texas is the fourth-longest in WVU history
- ✓ Recorded the third-most tackles (46) among WVU defensive returners

### 2018 Game-By-Game

Opponent	UT/AT/TT	TFL	Sacks	FF	FR	Int	PBU
Tennessee							
Youngstown State							
NC State							
Kansas State							
Texas Tech							
Kansas							
Iowa State							
Baylor							
Texas							
TCU							
Oklahoma State							
Oklahoma							
<b>Totals</b>							

### Robinson's Defensive Statistics

Year	GP	T/A/TT	TFL	Sacks	INT	PB	FF	FR
2017	13	32/14/46	2/17	0	3/170	3	0	0



## EZEKIEL ROSE

Height: 6-2 | Weight: 278 | Class: Senior

Last School: East Mississippi CC | Hometown: Clarksdale, Miss.

### 2018 Notes

- ✓ Has played in 13 career games, including three starts
- ✓ Named preseason All-Big 12 Third Team (Athlon Sports)
- ✓ Selected as WVU's 'Mr. Unselfish' last season
- ✓ Team's returning leader in sacks (4.5)
- ✓ Also one of three returning Mountaineers with an interception in his career

### 2018 Game-By-Game

Opponent	UT/AT/TT	TFL	Sacks	FF	FR	Int	PBU
Virginia Tech							
East Carolina							
Delaware State							
Kansas							
TCU							
Texas Tech							
Baylor							
Oklahoma State							
Iowa State							
Kansas State							
Texas							
Oklahoma							
<b>Totals</b>							

### Rose's Defensive Statistics

Year	GP	T/A/TT	TFL	Sacks	INT	PB	FF	FR
2017	13	19/4/23	4.5/31	4.5/31	1/0	2	1	0



## DARIUS STILLS

Height: 6-1 | Weight: 293 | Class: Sophomore

Last School: Fairmont Senior | Hometown: Fairmont, W.Va.

### 2018 Notes

- ✓ Has played in nine career games
- ✓ Logged 82 snaps, including 79 on defense in 2017

### 2018 Game-By-Game

Opponent	UT/AT/TT	TFL	Sacks	FF	FR	Int	PBU
Tennessee							
Youngstown State							
NC State							
Kansas State							
Texas Tech							
Kansas							
Iowa State							
Baylor							
Texas							
TCU							
Oklahoma State							
Oklahoma							
<b>Totals</b>							

### Stills' Defensive Statistics

Year	GP	T/A/TT	TFL	Sacks	INT	PB	FF	FR
2017	9	0/1/1	0	0	0	0	0	0



## JOVANNI STEWART

Height: 5-8 | Weight: 195 | Class: Junior  
Last School: Katy | Hometown: Katy, Texas

### 2018 Notes

- ✓ Has played in 25 career games, including one start
- ✓ Saw action on 135 defensive snaps in 2017
- ✓ Recorded two tackles for loss last season

### 2017 Game-By-Game

Opponent	UT/AT/TT	TFL	Sacks	FF	FR	Int	PBU
Tennessee							
Youngstown State							
NC State							
Kansas State							
Texas Tech							
Kansas							
Iowa State							
Baylor							
Texas							
TCU							
Oklahoma State							
Oklahoma							
<b>Totals</b>							

### Stewart's Defensive Statistics

Year	GP	T/A/TT	TFL	Sacks	INT	PB	FF	FR
2017	13	10/1/11	2/4	0	0	0	0	0
2016	12	2/0/2	0	0	0	0	0	0
<b>Totals</b>	<b>25</b>	<b>12/1/13</b>	<b>2/4</b>	<b>0</b>	<b>0</b>	<b>0</b>	<b>0</b>	<b>0</b>



## DYLAN TONKERY

Height: 6-0 | Weight: 227 | Class: Redshirt Sophomore  
Last School: Bridgeport | Hometown: Bridgeport, W.Va.

### 2018 Notes

- ✓ Has played in 13 career games, including eight starts
- ✓ Named preseason All-Big 12 Fourth Team (Phil Steele)
- ✓ His seven tackles for loss from 2017 are second-most among Mountaineer returners
- ✓ Returns with the fourth-most tackles (43) among returners on the WVU defense

### 2018 Game-By-Game

Opponent	UT/AT/TT	TFL	Sacks	FF	FR	Int	PBU
Tennessee							
Youngstown State							
NC State							
Kansas State							
Texas Tech							
Kansas							
Iowa State							
Baylor							
Texas							
TCU							
Oklahoma State							
Oklahoma							
<b>Totals</b>							

### Tonkery's Defensive Statistics

Year	GP	T/A/TT	TFL	Sacks	INT	PB	FF	FR
2017	13	33/10/43	6.5/22	3/18	0	1	0	1/0



## KEITH WASHINGTON JR.

Height: 6-0 | Weight: 178 | Class: Redshirt Junior  
Last School: Cophiah-Lincoln CC | Hometown: Prattville, Ala.

### 2018 Notes

- ✓ Enrolled at WVU in January 2018
- ✓ Played in nine career games at Michigan (2016)

### 2018 Game-By-Game

Opponent	UT/AT/TT	TFL	Sacks	FF	FR	Int	PBU
Tennessee							
Youngstown State							
NC State							
Kansas State							
Texas Tech							
Kansas							
Iowa State							
Baylor							
Texas							
TCU							
Oklahoma State							
Oklahoma							
<b>Totals</b>							

### Washington's Defensive Statistics

Year	GP	T/A/TT	TFL	Sacks	INT	PB	FF	FR
2016	9	2/1/3	0	0	0	0	0	0



## BILLY KINNEY

Height: 6-4 | Weight: 221 | Class: Redshirt Senior  
Last School: University | Hometown: Morgantown, W.Va.

### 2018 Notes

- ✓ Has played in 26 career games
- ✓ Named preseason All-Big 12 Third Team by Athlon Sports
- ✓ Ranks No. 9 all-time in punts and punt yards
- ✓ Ranked No. 4 in the Big 12 in punting last season

### 2018 Game-By-Game

Opponent	Punts	Yds.	Avg.	Lg.	TB	FC	50+	I-20
Tennessee								
Youngstown State								
NC State								
Kansas State								
Texas Tech								
Kansas								
Iowa State								
Baylor								
Texas								
TCU								
Oklahoma State								
Oklahoma								
<b>Totals</b>								

### 2018 Season-Game Bests

Most Punts.....	
Longest Punt.....	
Best Punting Average.....	
Punts Inside the 20-Yard Line.....	
Punts of More Than 50 Yards.....	

### 2018 Career Bests

Mosts Punts.....	
Longest Punt.....	
Best Punting Average.....	
Punts Inside the 20-Yard Line.....	
Punts of More Than 50 Yards.....	

### Kinney's Punting Statistics

Year	Punts	Yards	Avg.	Long	TB	FC	50+	I-20
2017	70	2,863	40.9	58	4	29	9	22
2016	59	2,462	41.7	63	5	22	7	17
<b>Totals</b>	<b>129</b>	<b>5,325</b>	<b>41.3</b>	<b>63</b>	<b>9</b>	<b>51</b>	<b>16</b>	<b>39</b>



## EVAN STALEY

Height: 6-1 | Weight: 186 | Class: Redshirt Sophomore  
Last School: Hampshire | Hometown: Romney, W.Va.

### 2018 Notes

- ✓ Has played in 13 career games, serving as the primary kicker for six
- ✓ Recipient of Tommy Nickolich Award as WVU's top walk-on
- ✓ Made six of seven field goals last season with a long of 36 yards

### 2018 Game-By-Game

Opponent	FGM/FGA	Pct.	Long	XP/XPA	Pts
Tennessee					
Youngstown State					
NC State					
Kansas State					
Texas Tech					
Kansas					
Iowa State					
Baylor					
Texas					
TCU					
Oklahoma State					
Oklahoma					
<b>Totals</b>					

### 2018 Field Goal Sequence

Tennessee	
Youngstown State	
NC State	
Kansas State	
Texas Tech	
Kansas	
Iowa State	
Baylor	
Texas	
TCU	
Oklahoma State	
Oklahoma	
<b>Totals</b>	

Numbers in (parentheses) indicate FG was made.

### Staley's Kickoff Statistics

Year	Kickoffs	Yards	Avg.	TB
2017	77	4,532	58.9	27

### Staley's Field Goal Statistics

Year	FG/A	Pct.	1/29	30/39	40/49	50+	LG
2017	6/7	.857	5/5	1/2	0/0	0/0	36



## MARCUS SIMMS

Height: 6-0 | Weight: 196 | Class: Junior  
Last School: Sherwood | Hometown: Bowie, Md.

### 2018 Notes

- ✓ Has played in 22 career games
- ✓ Named WVU Special Teams Player of the Year and All-Big 12 Second Team (coaches) in 2017
- ✓ Named to Paul Hornung Award Watch List
- ✓ Preseason All-Big 12 First Team Kickoff Returner (Athlon Sports)
- ✓ Ranked No. 2 in the Big 12 and No. 27 nationally in all-purpose yardage 131.4 yards per game

### 2018 Game-By-Game Punt Return Statistics

Opponent	No.	Yards	Avg.	TDs	Long
Tennessee					
Youngstown State					
NC State					
Kansas State					
Texas Tech					
Kansas					
Iowa State					
Baylor					
Texas					
TCU					
Oklahoma State					
Oklahoma					
<b>Totals</b>					

### 2018 Game-By-Game Kickoff Return Statistics

Opponent	No.	Yards	Avg.	TDs	Long
Tennessee					
Youngstown State					
NC State					
Kansas State					
Texas Tech					
Kansas					
Iowa State					
Baylor					
Texas					
TCU					
Oklahoma State					
Oklahoma					
<b>Totals</b>					

### Simms' Punt Return Statistics

Year	Games	No.	Yards	Avg.	TD	Long
2017	13	17	99	5.8	0	23

### Simms' Kickoff Return Statistics

Year	Games	No.	Yards	Avg.	TD	Long
2017	13	31	816	26.3	0	80

West Virginia University  
West Virginia Game Results (as of Jan 05, 2018)  
All games

Date	Opponent	Score	Overall Record	Conference Record	Time	Attend
^ Sep. 3, 2017	vs #21 Virginia Tech	24-31	L 0- 1- 0	0- 0- 0	3:46	67489
Sep. 9, 2017	ECU	W 56-20	1- 1- 0	0- 0- 0	3:32	56797
Sep 16, 2017	DELAWARE STATE	W 59-16	2- 1- 0	0- 0- 0	3:25	51482
* Sep 23, 2017	at Kansas	W 56-34	3- 1- 0	1- 0- 0	3:44	23901
* Oct 07, 2017	at #8 TCU	24-31	L 3- 2- 0	1- 1- 0	3:20	43257
* Oct 14, 2017	#24 TEXAS TECH	W 46-35	4- 2- 0	2- 1- 0	3:37	60928
* Oct 21, 2017	at Baylor	W 38-36	5- 2- 0	3- 1- 0	3:41	45389
* Oct 28, 2017	#11 OKLAHOMA STATE	39-50	L 5- 3- 0	3- 2- 0	3:43	57507
* Nov 4, 2017	#14 IOWA STATE	W 20-16	6- 3- 0	4- 2- 0	3:23	55831
* Nov 11, 2017	at Kansas State	W 28-23	7- 3- 0	5- 2- 0	4:36	51233
* Nov 18, 2017	TEXAS	14-28	L 7- 4- 0	5- 3- 0	3:18	53133
* Nov 25, 2017	at #4 Oklahoma	31-59	L 7- 5- 0	5- 4- 0	3:38	86117
\$ Dec 26, 2017	vs Utah	14-30	L 7- 6- 0	5- 4- 0	3:22	20507

^ - FedExField, Landover, Md.  
\* - Big 12 Conference Game  
\$ - Zaxby's Heart of Dallas Bowl

Opponent	Score	-----FIRST DOWNS-----				---RUSHING---		-----PASSING-----			--TOTAL OFFENSE--		Return Yards	Turn-Overs
		Total	Rush	Pass	Pen	Number-Yards		Comp-Att-Int	Yards	Plays-Yards				
Virginia Tech.....	24-31	29/21	12/11	17/8	0/2	35-221 / 45-234	31-54- 1 / 15-27- 0	371/235	89-592 / 72-469	-3/106	1/0			
ECU.....	56-20	30/21	12/6	15/13	3/2	47-211 / 32-142	24-34- 0 / 23-47- 2	403/328	81-614 / 79-470	112/89	0/2			
DELAWARE STATE.....	59-16	23/12	11/7	10/3	2/2	35-204 / 44-161	24-34- 1 / 10-16- 1	334/140	69-538 / 60-301	160/139	3/3			
Kansas.....	56-34	31/24	14/13	15/8	2/3	43-288 / 50-367	25-39- 1 / 17-34- 2	347/197	82-635 / 84-564	125/59	1/3			
TCU.....	24-31	28/16	9/7	15/9	4/0	39-142 / 36-170	25-45- 1 / 16-29- 0	366/236	84-508 / 65-406	39/76	2/0			
TEXAS TECH.....	46-35	28/27	5/10	16/14	7/3	29-44 / 33-190	32-41- 1 / 24-39- 1	352/323	70-396 / 72-513	66/118	1/1			
Baylor.....	38-36	23/30	7/9	15/13	1/8	29-118 / 42-127	26-37- 0 / 24-40- 0	375/370	66-493 / 82-497	125/101	0/0			
OKLAHOMA STATE.....	39-50	19/27	6/14	10/12	3/1	30-62 / 56-246	20-42- 4 / 20-34- 1	285/216	72-347 / 90-462	133/174	5/4			
IOWA STATE.....	20-16	23/23	11/5	12/13	0/5	47-208 / 29-101	20-25- 1 / 27-40- 1	316/249	72-524 / 69-350	41/107	1/1			
Kansas State.....	28-23	20/14	7/7	13/6	0/1	26-120 / 42-173	27-46- 2 / 13-26- 2	372/159	72-492 / 68-332	165/170	4/2			
TEXAS.....	14-28	17/18	3/10	12/7	2/1	29-56 / 42-233	20-34- 0 / 17-27- 1	239/187	63-295 / 69-420	188/15	2/1			
Oklahoma.....	31-59	24/27	14/12	4/13	6/2	50-251 / 35-313	10-20- 0 / 16-19- 0	137/333	70-388 / 54-646	26/59	2/0			
Utah.....	14-30	6/19	1/10	5/7	0/2	21-29 / 53-197	10-30- 2 / 12-27- 0	124/165	51-153 / 80-362	161/109	4/2			
Totals.....	449-409	301/279	112/121	159/126	30/32	460-1954/539-2654	294-481-14/234-405-11	4021/3138	941-5975/ 944-5792	1338/1322	26/19			

Note: Game totals are displayed in the format TEAM/OPPONENT for each category

**West Virginia University**  
**West Virginia Overall Team Statistics (as of Jan 05, 2018)**  
**All games**

<b>Team Statistics</b>	<b>WVU</b>	<b>OPP</b>
SCORING	449	409
Points Per Game	34.5	31.5
Points Off Turnovers	69	77
FIRST DOWNS	301	279
Rushing	112	121
Passing	159	126
Penalty	30	32
RUSHING YARDAGE	1954	2654
Yards gained rushing	2192	3005
Yards lost rushing	238	351
Rushing Attempts	460	539
Average Per Rush	4.2	4.9
Average Per Game	150.3	204.2
TDs Rushing	18	26
PASSING YARDAGE	4021	3138
Comp-Att-Int	294-481-14	234-405-11
Average Per Pass	8.4	7.7
Average Per Catch	13.7	13.4
Average Per Game	309.3	241.4
TDs Passing	37	24
TOTAL OFFENSE	5975	5792
Total Plays	941	944
Average Per Play	6.3	6.1
Average Per Game	459.6	445.5
KICK RETURNS: #-Yards	40-973	45-884
PUNT RETURNS: #-Yards	22-106	20-223
INT RETURNS: #-Yards	11-259	14-215
KICK RETURN AVERAGE	24.3	19.6
PUNT RETURN AVERAGE	4.8	11.1
INT RETURN AVERAGE	23.5	15.4
FUMBLES-LOST	22-12	16-8
PENALTIES-Yards	79-776	93-850
Average Per Game	59.7	65.4
PUNTS-Yards	74-2990	71-3049
Average Per Punt	40.4	42.9
Net punt average	36.3	39.2
KICKOFFS-Yards	78-4580	79-4913
Average Per Kick	58.7	62.2
Net kick average	38.7	38.5
TIME OF POSSESSION/Game	27:15	32:45
3RD-DOWN Conversions	62/185	65/195
3rd-Down Pct	34%	33%
4TH-DOWN Conversions	16/21	18/25
4th-Down Pct	76%	72%
SACKS BY-Yards	25-185	19-125
MISC YARDS	0	0
TOUCHDOWNS SCORED	59	50
FIELD GOALS-ATTEMPTS	11-15	21-29
ON-SIDE KICKS	2-4	1-3
RED-ZONE SCORES	(46-53) 87%	(51-60) 85%
RED-ZONE TOUCHDOWNS	(36-53) 68%	(37-60) 62%
PAT-ATTEMPTS	(56-56) 100%	(46-47) 98%
ATTENDANCE	335678	249897
Games/Avg Per Game	6/55946	5/49979
Neutral Site Games		2/43998

<b>Score by Quarters</b>	<b>1st</b>	<b>2nd</b>	<b>3rd</b>	<b>4th</b>	<b>OT</b>	<b>Total</b>
West Virginia	95	149	104	101	0	449
Opponents	73	126	107	103	0	409

**West Virginia University**  
**West Virginia Overall Individual Statistics (as of Jan 05, 2018)**  
**All games**

<u>Rushing</u>	<u>gp</u>	<u>att</u>	<u>gain</u>	<u>loss</u>	<u>net</u>	<u>avg</u>	<u>td</u>	<u>lg</u>	<u>avg/g</u>
Crawford, Justin	12	190	1082	21	1061	5.6	7	42	88.4
McKoy, Kennedy	12	125	611	15	596	4.8	7	36	49.7
Pettaway, Martell	13	43	152	3	149	3.5	2	17	11.5
Grier, Will	11	63	236	114	122	1.9	2	24	11.1
Bush, Tevin	9	20	94	13	81	4.1	0	16	9.0
Wellman, Elijah	13	5	16	0	16	3.2	0	6	1.2
Simms, Marcus	12	1	0	1	-1	-1.0	0	0	-0.1
TEAM	13	6	0	22	-22	-3.7	0	0	-1.7
Chugunov, Chris	5	7	1	49	-48	-6.9	0	1	-9.6
Total	13	460	2192	238	1954	4.2	18	42	150.3
Opponents	13	539	3005	351	2654	4.9	26	67	204.2

<u>Passing</u>	<u>gp</u>	<u>effic</u>	<u>comp-att-int</u>	<u>pct</u>	<u>yds</u>	<u>td</u>	<u>lg</u>	<u>avg/g</u>
Grier, Will	11	162.72	250-388-12	64.4	3490	34	76	317.3
Chugunov, Chris	5	104.36	43-90-2	47.8	536	3	51	107.2
McKoy, Kennedy	12	58.00	1-1-0	100.0	-5	0	0	-0.4
TEAM	13	0.00	0-1-0	0.0	0	0	0	0.0
Jennings Jr., Gary	13	0.00	0-1-0	0.0	0	0	0	0.0
Total	13	150.91	294-481-14	61.1	4021	37	76	309.3
Opponents	13	136.99	234-405-11	57.8	3138	24	95	241.4

<u>Receiving</u>	<u>gp</u>	<u>no.</u>	<u>yds</u>	<u>avg</u>	<u>td</u>	<u>lg</u>	<u>avg/g</u>
Jennings Jr., Gary	13	97	1096	11.3	1	60	84.3
White, Ka'Raun	13	61	1004	16.5	12	76	77.2
Sills V, David	13	60	980	16.3	18	75	75.4
Simms, Marcus	12	35	663	18.9	5	68	55.2
McKoy, Kennedy	12	10	72	7.2	0	21	6.0
Crawford, Justin	12	8	38	4.8	0	16	3.2
Roberson Jr., Reggie	12	6	30	5.0	1	7	2.5
Wellman, Elijah	13	5	36	7.2	0	19	2.8
Bush, Tevin	9	4	15	3.8	0	6	1.7
Pettaway, Martell	13	2	28	14.0	0	16	2.2
Rogers, Ricky	10	1	26	26.0	0	26	2.6
Bowen, Druw	7	1	9	9.0	0	9	1.3
Marenco III, Alex	2	1	9	9.0	0	9	4.5
Chugunov, Mitch	1	1	7	7.0	0	7	7.0
Maiden, Doninique	5	1	7	7.0	0	7	1.4
Wesco, Trevon	13	1	1	1.0	0	1	0.1
Total	13	294	4021	13.7	37	76	309.3
Opponents	13	234	3138	13.4	24	95	241.4

<u>Punt Returns</u>	<u>no.</u>	<u>yds</u>	<u>avg</u>	<u>td</u>	<u>lg</u>
Simms, Marcus	17	99	5.8	0	23
Bush, Tevin	3	2	0.7	0	8
Stewart, JoVanni	1	-4	-4.0	0	0
Kamara, Osman	1	9	9.0	0	0
Gross Jr., Marvin	0	0	0.0	1	0
Total	22	106	4.8	1	23
Opponents	20	223	11.1	0	44

<u>Interceptions</u>	<u>no.</u>	<u>yds</u>	<u>avg</u>	<u>td</u>	<u>lg</u>
White, Kyzir	3	2	0.7	0	1
Robinson, Kenny	3	170	56.7	2	94
Benton, Al-Rasheed	2	38	19.0	0	38
Daniels Jr., Mike	1	25	25.0	1	25
Askew-Henry, Dravon	1	24	24.0	0	24
Rose, Ezekiel	1	0	0.0	0	0
Total	11	259	23.5	3	94
Opponents	14	215	15.4	0	58

<u>Kick Returns</u>	<u>no.</u>	<u>yds</u>	<u>avg</u>	<u>td</u>	<u>lg</u>
Simms, Marcus	31	816	26.3	0	80
Pettaway, Martell	4	53	13.2	0	21
Bush, Tevin	3	70	23.3	0	27
Rose, Ezekiel	1	23	23.0	0	23
Ferns, Brendan	1	11	11.0	0	11
Total	40	973	24.3	0	80
Opponents	45	884	19.6	0	44

<u>Fumble Returns</u>	<u>no.</u>	<u>yds</u>	<u>avg</u>	<u>td</u>	<u>lg</u>
Total	0	0	0.0	0	0
Opponents	0	0	0.0	0	0

**West Virginia University**  
**West Virginia Overall Individual Statistics (as of Jan 05, 2018)**  
**All games**

Scoring	td	fg	PAT				dxp	saf	pts
			kick	rush	rcv	pass			
Sills V, David	18	-	-	-	2	-	-	112	
White, Ka'Raun	12	-	-	-	-	-	-	72	
Molina, Mike	-	5-8	40-40	-	-	-	-	55	
McKoy, Kennedy	7	-	-	-	-	1-1	-	42	
Crawford, Justin	7	-	-	-	-	-	-	42	
Staley, Evan	-	6-7	16-16	-	-	-	-	34	
Simms, Marcus	5	-	-	-	-	-	-	30	
Robinson, Kenny	2	-	-	-	-	-	-	12	
Grier, Will	2	-	-	-	-	2-2	-	12	
Pettaway, Martell	2	-	-	-	-	-	-	12	
Roberson Jr., Reggie	1	-	-	-	-	-	-	6	
Daniels Jr., Mike	1	-	-	-	-	-	-	6	
Gross Jr., Marvin	1	-	-	-	-	-	-	6	
Jennings Jr., Gary	1	-	-	-	-	-	-	6	
Wesco, Trevon	-	-	-	-	1	-	-	2	
Total	59	11-15	56-56	-	3	3-3	-	449	
Opponents	50	21-29	46-47	-	-	0-3	-	409	

Total Offense	g	plays	rush	pass	total	avg/g
Grier, Will	11	451	122	3490	3612	328.4
Crawford, Justin	12	190	1061	0	1061	88.4
McKoy, Kennedy	12	126	596	-5	591	49.2
Chugunov, Chris	5	97	-48	536	488	97.6
Pettaway, Martell	13	43	149	0	149	11.5
Bush, Tevin	9	20	81	0	81	9.0
Wellman, Elijah	13	5	16	0	16	1.2
Simms, Marcus	12	1	-1	0	-1	-0.1
TEAM	13	7	-22	0	-22	-1.7
Total	13	941	1954	4021	5975	459.6
Opponents	13	944	2654	3138	5792	445.5

Field Goals	fg	pct.	01-19	20-29	30-39	40-49	50-99	lg	blk
Molina, Mike	5-8	62.5	0-0	2-3	2-2	1-3	0-0	43	0
Staley, Evan	6-7	85.7	0-0	5-5	1-2	0-0	0-0	36	0

FG Sequence	West Virginia	Opponents
Virginia Tech	(34)	(25),38,32
ECU	44,45	(23),(45),49
Delaware State	(20)	(24)
Kansas	-	(28),(41)
TCU	(37),29	(37)
Texas Tech	(43)	43,23,37
Baylor	(27)	(23),(42),(23)
Oklahoma State	(23)	(35),49
Iowa State	(28),(36),34	(42),(18),(24)
Kansas State	-	(21),(43),32,(39)
Texas	-	-
Oklahoma	(28)	(51)
Utah	(28),(26)	(29),(26),(24)

Punting	no.	yds	avg	lg	tb	fc	i20	50+	blk
Kinney, Billy	70	2863	40.9	58	4	29	22	9	1
Young, Jonn	2	72	36.0	38	0	1	1	0	0
TEAM	1	32	32.0	32	0	0	0	0	0
Grier, Will	1	23	23.0	23	0	0	1	0	0
Total	74	2990	40.4	58	4	30	24	9	1
Opponents	71	3049	42.9	59	8	23	22	15	1

Kickoffs	no.	yds	avg	tb	ob	retn	net	ydln
Staley, Evan	77	4532	58.9	27	3			
Molina, Mike	1	48	48.0	0	1			
Total	78	4580	58.7	27	4	19.6	38.7	26
Opponents	79	4913	62.2	36	2	24.3	38.5	26

Numbers in (parentheses) indicate field goal was made.

**West Virginia University**  
**West Virginia Overall Individual Statistics (as of Jan 05, 2018)**  
**All games**

<u>All Purpose</u>	<u>g</u>	<u>rush</u>	<u>rcv</u>	<u>pr</u>	<u>kr</u>	<u>ir</u>	<u>total</u>	<u>avg/g</u>
Simms, Marcus	12	-1	663	99	816	0	1577	131.4
Crawford, Justin	12	1061	38	0	0	0	1099	91.6
Jennings Jr., Ga	13	0	1096	0	0	0	1096	84.3
White, Ka'Raun	13	0	1004	0	0	0	1004	77.2
Sills V, David	13	0	980	0	0	0	980	75.4
McKoy, Kenned	12	596	72	0	0	0	668	55.7
Pettaway, Martel	13	149	28	0	53	0	230	17.7
Robinson, Kenn	13	0	0	0	0	170	170	13.1
Bush, Tevin	9	81	15	2	70	0	168	18.7
Grier, Will	11	122	0	0	0	0	122	11.1
Wellman, Elijah	13	16	36	0	0	0	52	4.0
Benton, Al-Rash	13	0	0	0	0	38	38	2.9
Roberson Jr., R	12	0	30	0	0	0	30	2.5
Rogers, Ricky	10	0	26	0	0	0	26	2.6
Daniels Jr., Mike	13	0	0	0	0	25	25	1.9
Askew-Henry, D	13	0	0	0	0	24	24	1.8
Rose, Ezekiel	13	0	0	0	23	0	23	1.8
Ferns, Brendan	4	0	0	0	11	0	11	2.8
Bowen, Druw	7	0	9	0	0	0	9	1.3
Marenco III, Alex	2	0	9	0	0	0	9	4.5
Kamara, Osman	13	0	0	9	0	0	9	0.7
Chugunov, Mitch	1	0	7	0	0	0	7	7.0
Maiden, Doniniq	5	0	7	0	0	0	7	1.4
White, Kyzir	13	0	0	0	0	2	2	0.2
Wesco, Trevon	13	0	1	0	0	0	1	0.1
Stewart, JoVann	13	0	0	-4	0	0	-4	-0.3
TEAM	13	-22	0	0	0	0	-22	-1.7
Chugunov, Chris	5	-48	0	0	0	0	-48	-9.6
Total	13	1954	4021	106	973	259	7313	562.5
Opponents	13	2654	3138	223	884	215	7114	547.2

West Virginia University  
West Virginia Overall Defensive Statistics (as of Jan 05, 2018)  
All games

##	Defensive Leaders	gp	Tackles				Sacks no-yds	Pass defense			Fumbles		blkd	
			ua	a	tot	tfl/yds		int-yds	brup	qbh	rcv-yds	ff	kick	saf
3D	Benton, Al-Rasheed	13	78	32	110	13.5-46	3.0-29	2-38	4	6	.	1	.	.
8D	White, Kyzir	13	66	28	94	7.5-17	1.0-7	3-2	4	4	1-0	2	.	.
2D	Long Jr., David	9	56	20	76	16.5-46	4.0-17	.	6	2	1-0	.	.	.
6D	Askew-Henry, Dravon	13	42	15	57	2.5-6	.	1-24	4	.	.	.	.	.
1D	Battle, Elijah	13	48	2	50	.	.	.	8	.	.	.	.	.
2E	Robinson, Kenny	13	32	14	46	2.0-17	.	3-170	3	.	.	.	.	.
1B	Tonkery, Dylan	13	33	10	43	6.5-22	3.0-18	.	1	4	1-0	.	.	.
4D	Daniels Jr., Mike	13	34	7	41	1.0-1	.	1-25	9	.	1-0	.	.	.
46	Donahue, Reese	13	21	19	40	6.0-21	1.5-14	.	.	2	.	.	.	.
88	Shuler II, Adam	12	26	11	37	8.0-38	3.0-29	.	.	1	1-0	.	.	.
24	Bailey, Hakeem	11	32	3	35	2.0-4	.	.	6	.	.	.	.	.
5D	Preston, Xavier	10	19	8	27	2.5-23	2.0-23	.	1	2	1-0	.	.	.
91	Rose, Ezekiel	13	19	4	23	4.5-31	4.5-31	1-0	2	1	.	1	.	.
49	McDougle, Lamont	13	15	8	23	4.0-18	2.0-15	.	.	1	1-0	1	.	.
18	Gross Jr., Marvin	12	19	2	21	.	.	.	.	.	.	.	.	.
16	Avery, Toyous	8	14	6	20	0.5-1	.	.	4	.	.	.	.	.
99	Pegues, Xavier	11	8	5	13	2.5-3	.	.	.	.	.	.	.	.
9D	Stewart, JoVanni	13	10	1	11	2.0-4	.	.	.	1	.	.	.	.
33	Qualls, Quondarius	12	7	3	10	0.5-1	0.5-1	.	.	1	.	.	.	.
7D	Ferns, Brendan	4	9	1	10	.	.	.	.	.	.	.	.	.
38	Commodore, Shane	13	7	2	9	.	.	.	.	.	1-0	.	.	.
1	Pitts Jr., Derrek	10	7	2	9	.	.	.	.	.	.	.	.	.
1E	Winfield, Corey	8	8	1	9	.	.	.	.	.	.	.	.	.
94	Harvey, Jalen	5	4	1	5	.	.	.	.	1	.	.	.	.
92	Lewis, Jon	13	3	2	5	0.5-1	0.5-1	.	.	1	.	.	.	.
44	Christian II, Hodari	13	4	1	5	1.0-1	.	.	.	.	.	.	.	.
2B	Kamara, Osman	13	3	1	4	1.0-1	.	.	.	.	.	.	1	.
29	Mahone, Sean	8	2	1	3	.	.	.	.	.	.	.	.	.
8	Simms, Marcus	12	3	.	3	.	.	.	.	.	.	1	.	.
39	Bonamico, Dante	6	1	1	2	1.0-13	.	.	.	.	.	1	.	.
30	Staley, Evan	13	2	.	2	.	.	.	.	.	.	.	.	.
95	Pooler Jr., Jeffery	5	1	.	1	.	.	.	.	.	.	.	.	.
22	Long, Jake	11	1	.	1	.	.	.	.	.	.	.	.	.
73	Sills, Josh	13	1	.	1	.	.	.	.	.	.	.	.	.
45	Hensley, Adam	13	1	.	1	.	.	.	.	.	.	.	.	.
52	Meadows, Nick	13	1	.	1	.	.	.	.	.	.	.	.	.
2	White, Ka'Raun	13	1	.	1	.	.	.	.	.	.	.	.	.
53	McKivitz, Colton	13	1	.	1	.	.	.	.	.	.	.	.	.
1F	Stills, Darius	9	.	1	1	.	.	.	.	.	.	.	.	.
56	Lingafelter, Grant	11	1	.	1	.	.	.	.	.	.	.	.	.
96	Fields, Jaleel	13	1	.	1	.	.	.	.	.	.	.	.	.
32	Pettaway, Martell	13	1	.	1	.	.	.	.	.	.	.	.	.
25	Crawford, Justin	12	1	.	1	.	.	.	.	.	.	.	.	.
Total		13	643	212	855	85-315	25-185	11-259	52	27	8-0	7	1	.
Opponents		13	616	211	827	53-206	19-125	14-215	60	26	12-0	10	1	.

**West Virginia University**  
**West Virginia Individual Season/Career Statistics (as of Jan 05, 2018)**  
**All games**

	SEASON									CAREER								
<b>Rushing</b>	gp	att	gain	loss	net	avg	td	lg	avg/g	gp	att	gain	loss	net	avg	td	lg	avg/g
Crawford, Justin	12	190	1082	21	1061	5.6	7	42	88.4	25	353	2285	40	2245	6.4	11	63	89.8
McKoy, Kennedy	12	125	611	15	596	4.8	7	36	49.7	25	198	1094	26	1068	5.4	11	44	42.7
Pettaway, Martell	13	43	152	3	149	3.5	2	17	11.5	16	92	420	11	409	4.4	3	23	25.6
Grier, Will	11	63	236	114	122	1.9	2	24	11.1	11	63	236	114	122	1.9	2	24	11.1
Bush, Tevin	9	20	94	13	81	4.1	0	16	9.0	9	20	94	13	81	4.1	0	16	9.0
Wellman, Elijah	13	5	16	0	16	3.2	0	6	1.2	51	35	145	8	137	3.9	1	17	2.7
Simms, Marcus	12	1	0	1	-1	-1.0	0	0	-0.1	21	1	0	1	-1	-1.0	0	0	0.0
TEAM	13	6	0	22	-22	-3.7	0	0	-1.7									
Chugunov, Chris	5	7	1	49	-48	-6.9	0	1	-9.6	8	7	1	49	-48	-6.9	0	1	-6.0
Total	13	460	2192	238	1954	4.2	18	42	150.3									
Opponents	13	539	3005	351	2654	4.9	26	67	204.2									
<b>Passing</b>	gp	effc	comp-att-int	pct	yds	td	lg	avg/g	gp	effc	comp-att-int	pct	yds	td	lg	avg/g		
Grier, Will	11	162.72	250-388-12	64.4	3490	34	76	317.3	11	162.72	250-388-12	64.4	3490	34	76	317.3		
Chugunov, Chris	5	104.36	43-90-2	47.8	536	3	51	107.2	8	100.19	45-95-3	47.4	551	3	51	68.9		
Jennings Jr., Gary	13	0.00	0-1-0	0.0	0	0	0	0.0	39	0.00	0-1-0	0.0	0	0	0	0.0		
TEAM	13	0.00	0-1-0	0.0	0	0	0	0.0										
McKoy, Kennedy	12	58.00	1-1-0	100.0	-5	0	0	-0.4	25	58.00	1-1-0	100.0	-5	0	0	-0.2		
Total	13	150.91	294-481-14	61.1	4021	37	76	309.3										
Opponents	13	136.99	234-405-11	57.8	3138	24	95	241.4										
<b>Receiving</b>	gp	no.	yds	avg	td	lg	avg/g	gp	no.	yds	avg	td	lg	avg/g				
Jennings Jr., Gary	13	97	1096	11.3	1	60	84.3	39	114	1377	12.1	4	64	35.3				
White, Ka'Raun	13	61	1004	16.5	12	76	77.2	33	124	1862	15.0	17	76	56.4				
Sills V, David	13	60	980	16.3	18	75	75.4	21	67	1111	16.6	20	75	52.9				
Simms, Marcus	12	35	663	18.9	5	68	55.2	21	41	758	18.5	6	68	36.1				
McKoy, Kennedy	12	10	72	7.2	0	21	6.0	25	19	136	7.2	1	21	5.4				
Crawford, Justin	12	8	38	4.8	0	16	3.2	25	22	106	4.8	1	17	4.2				
Roberson Jr., Reggie	12	6	30	5.0	1	7	2.5	12	6	30	5.0	1	7	2.5				
Wellman, Elijah	13	5	36	7.2	0	19	2.8	51	16	71	4.4	3	19	1.4				
Bush, Tevin	9	4	15	3.8	0	6	1.7	9	4	15	3.8	0	6	1.7				
Pettaway, Martell	13	2	28	14.0	0	16	2.2	16	4	49	12.2	0	25	3.1				
Rogers, Ricky	10	1	26	26.0	0	26	2.6	14	3	77	25.7	0	45	5.5				
Marenco III, Alex	2	1	9	9.0	0	9	4.5	2	1	9	9.0	0	9	4.5				
Bowen, Druw	7	1	9	9.0	0	9	1.3	7	1	9	9.0	0	9	1.3				
Chugunov, Mitch	1	1	7	7.0	0	7	7.0	1	1	7	7.0	0	7	7.0				
Maiden, Doninique	5	1	7	7.0	0	7	1.4	5	1	7	7.0	0	7	1.4				
Wesco, Trevon	13	1	1	1.0	0	1	0.1	23	2	7	3.5	1	6	0.3				
Total	13	294	4021	13.7	37	76	309.3											
Opponents	13	234	3138	13.4	24	95	241.4											
<b>Total Offense</b>	g	plays	rush	pass	total	avg/g	g	plays	rush	pass	total	avg/g						
Grier, Will	11	451	122	3490	3612	328.4	11	451	122	3490	3612	328.4						
Crawford, Justin	12	190	1061	0	1061	88.4	25	353	2245	0	2245	89.8						
McKoy, Kennedy	12	126	596	-5	591	49.2	25	199	1068	-5	1063	42.5						
Chugunov, Chris	5	97	-48	536	488	97.6	8	102	-48	551	503	62.9						
Pettaway, Martell	13	43	149	0	149	11.5	16	92	409	0	409	25.6						
Bush, Tevin	9	20	81	0	81	9.0	9	20	81	0	81	9.0						
Wellman, Elijah	13	5	16	0	16	1.2	51	35	137	0	137	2.7						
Simms, Marcus	12	1	-1	0	-1	-0.1	21	1	-1	0	-1	0.0						
TEAM	13	7	-22	0	-22	-1.7												
Total	13	941	1954	4021	5975	459.6												
Opponents	13	944	2654	3138	5792	445.5												

**West Virginia University**  
**West Virginia Individual Season/Career Statistics (as of Jan 05, 2018)**  
**All games**

Scoring	SEASON						CAREER												
	td	fg	kick	PAT			dxp	saf	pts	td	fg	kick	PAT			dxp	saf	pts	
				rush	rcv	pass							rush	rcv	pass				
Sills V, David	18	-	-	-	2	-	-	-	112	20	-	-	-	2	-	-	-	-	124
White, Ka'Raun	12	-	-	-	-	-	-	-	72	17	-	-	-	-	-	-	-	-	102
Molina, Mike	-	5-8	40-40	-	-	-	-	-	55	-	20-30	93-93	-	-	-	-	-	-	153
Crawford, Justin	7	-	-	-	-	-	-	-	42	12	-	-	-	-	-	-	-	-	72
McKoy, Kennedy	7	-	-	-	-	1-1	-	-	42	12	-	-	-	-	1-1	-	-	-	72
Staley, Evan	-	6-7	16-16	-	-	-	-	-	34	-	6-7	16-16	-	-	-	-	-	-	34
Simms, Marcus	5	-	-	-	-	-	-	-	30	6	-	-	-	-	-	-	-	-	36
Pettaway, Martell	2	-	-	-	-	-	-	-	12	3	-	-	-	-	-	-	-	-	18
Grier, Will	2	-	-	-	-	2-2	-	-	12	2	-	-	-	-	2-2	-	-	-	12
Robinson, Kenny	2	-	-	-	-	-	-	-	12	2	-	-	-	-	-	-	-	-	12
Daniels Jr., Mike	1	-	-	-	-	-	-	-	6	1	-	-	-	-	-	-	-	-	6
Roberson Jr., Reggie	1	-	-	-	-	-	-	-	6	1	-	-	-	-	-	-	-	-	6
Gross Jr., Marvin	1	-	-	-	-	-	-	-	6	1	-	-	-	-	-	-	-	-	6
Jennings Jr., Gary	1	-	-	-	-	-	-	-	6	4	-	-	-	-	-	-	-	-	24
Wesco, Trevon	-	-	-	-	1	-	-	-	2	1	-	-	-	1	-	-	-	-	8
<b>Total</b>	<b>59</b>	<b>11-15</b>	<b>56-56</b>	<b>-</b>	<b>3</b>	<b>3-3</b>	<b>-</b>	<b>-</b>	<b>449</b>										
<b>Opponents</b>	<b>50</b>	<b>21-29</b>	<b>46-47</b>	<b>-</b>	<b>-</b>	<b>0-3</b>	<b>-</b>	<b>-</b>	<b>409</b>										

Punt Returns	no.	yds	avg	td	lg	no.	yds	avg	td	lg
Simms, Marcus	17	99	5.8	0	23	17	99	5.8	0	23
Bush, Tevin	3	2	0.7	0	8	3	2	0.7	0	8
Stewart, JoVanni	1	-4	-4.0	0	0	1	-4	-4.0	0	0
Kamara, Osman	1	9	9.0	0	0	1	9	9.0	0	0
Gross Jr., Marvin	0	0	0.0	1	0	0	0	0.0	1	0
<b>Total</b>	<b>22</b>	<b>106</b>	<b>4.8</b>	<b>1</b>	<b>23</b>					
<b>Opponents</b>	<b>20</b>	<b>223</b>	<b>11.1</b>	<b>0</b>	<b>44</b>					

Kick Returns	no.	yds	avg	td	lg	no.	yds	avg	td	lg
Simms, Marcus	31	816	26.3	0	80	31	816	26.3	0	80
Pettaway, Martell	4	53	13.2	0	21	4	53	13.2	0	21
Bush, Tevin	3	70	23.3	0	27	3	70	23.3	0	27
Ferns, Brendan	1	11	11.0	0	11	1	11	11.0	0	11
Rose, Ezekiel	1	23	23.0	0	23	1	23	23.0	0	23
<b>Total</b>	<b>40</b>	<b>973</b>	<b>24.3</b>	<b>0</b>	<b>80</b>					
<b>Opponents</b>	<b>45</b>	<b>884</b>	<b>19.6</b>	<b>0</b>	<b>44</b>					

Interceptions	no.	yds	avg	td	lg	no.	yds	avg	td	lg
Robinson, Kenny	3	170	56.7	2	94	3	170	56.7	2	94
White, Kyzir	3	2	0.7	0	1	3	2	0.7	0	1
Benton, Al-Rasheed	2	38	19.0	0	38	3	51	17.0	0	38
Rose, Ezekiel	1	0	0.0	0	0	1	0	0.0	0	0
Askew-Henry, Dravon	1	24	24.0	0	24	4	77	19.2	1	52
Daniels Jr., Mike	1	25	25.0	1	25	1	25	25.0	1	25
<b>Total</b>	<b>11</b>	<b>259</b>	<b>23.5</b>	<b>3</b>	<b>94</b>					
<b>Opponents</b>	<b>14</b>	<b>215</b>	<b>15.4</b>	<b>0</b>	<b>58</b>					

Fumble Returns	no.	yds	avg	td	lg	no.	yds	avg	td	lg
<b>Total</b>	<b>0</b>	<b>0</b>	<b>0.0</b>	<b>0</b>	<b>0</b>					
<b>Opponents</b>	<b>0</b>	<b>0</b>	<b>0.0</b>	<b>0</b>	<b>0</b>					

**West Virginia University**  
**West Virginia Individual Season/Career Statistics (as of Jan 05, 2018)**  
**All games**

All Purpose	SEASON								CAREER							
	g	rush	rcv	pr	kr	ir	total	avg/g	g	rush	rcv	pr	kr	ir	total	avg/g
Simms, Marcus	12	-1	663	99	816	0	1577	131.4	21	-1	758	99	816	0	1672	79.6
Crawford, Justin	12	1061	38	0	0	0	1099	91.6	25	2245	106	0	0	0	2351	94.0
Jennings Jr., Gar	13	0	1096	0	0	0	1096	84.3	39	0	1377	108	145	0	1630	41.8
White, Ka'Raun	13	0	1004	0	0	0	1004	77.2	33	0	1862	0	0	0	1862	56.4
Sills V, David	13	0	980	0	0	0	980	75.4	21	0	1111	0	0	0	1111	52.9
McKoy, Kennedy	12	596	72	0	0	0	668	55.7	25	1068	136	0	0	0	1204	48.2
Pettaway, Martell	13	149	28	0	53	0	230	17.7	16	409	49	0	53	0	511	31.9
Robinson, Kenny	13	0	0	0	0	170	170	13.1	13	0	0	0	0	170	170	13.1
Bush, Tevin	9	81	15	2	70	0	168	18.7	9	81	15	2	70	0	168	18.7
Grier, Will	11	122	0	0	0	0	122	11.1	11	122	0	0	0	0	122	11.1
Wellman, Elijah	13	16	36	0	0	0	52	4.0	51	137	71	0	0	0	208	4.1
Benton, Al-Rash	13	0	0	0	0	38	38	2.9	52	0	0	0	0	51	51	1.0
Roberson Jr., Re	12	0	30	0	0	0	30	2.5	12	0	30	0	0	0	30	2.5
Rogers, Ricky	10	0	26	0	0	0	26	2.6	14	0	77	0	0	0	77	5.5
Daniels Jr., Mike	13	0	0	0	0	25	25	1.9	19	0	0	0	0	25	25	1.3
Askew-Henry, Dr	13	0	0	0	0	24	24	1.8	39	0	0	0	0	77	77	2.0
Rose, Ezekiel	13	0	0	0	23	0	23	1.8	13	0	0	0	23	0	23	1.8
Ferns, Brendan	4	0	0	0	11	0	11	2.8	4	0	0	0	11	0	11	2.8
Bowen, Druw	7	0	9	0	0	0	9	1.3	7	0	9	0	0	0	9	1.3
Kamara, Osman	13	0	0	9	0	0	9	0.7	13	0	0	9	0	0	9	0.7
Marenco III, Alex	2	0	9	0	0	0	9	4.5	2	0	9	0	0	0	9	4.5
Chugunov, Mitch	1	0	7	0	0	0	7	7.0	1	0	7	0	0	0	7	7.0
Maiden, Doniniqu	5	0	7	0	0	0	7	1.4	5	0	7	0	0	0	7	1.4
White, Kyzir	13	0	0	0	0	2	2	0.2	24	0	0	0	0	2	2	0.1
Wesco, Trevon	13	0	1	0	0	0	1	0.1	23	0	7	0	0	0	7	0.3
Stewart, JoVanni	13	0	0	-4	0	0	-4	-0.3	25	0	0	-4	0	0	-4	-0.2
TEAM	13	-22	0	0	0	0	-22	-1.7								
Chugunov, Chris	5	-48	0	0	0	0	-48	-9.6	8	-48	0	0	0	0	-48	-6.0
Total	13	1954	4021	106	973	259	7313	562.5								
Opponents	13	2654	3138	223	884	215	7114	547.2								

Field Goals	att	good	long	blkd	att	good	long	blkd
Molina, Mike	8	5	43	0	30	20	50	0
Staley, Evan	7	6	36	0	7	6	36	0
Total	15	11	43	0				
Opponents	29	21	51	0				

Punting	no.	yds	avg	lg	blk	no.	yds	avg	lg	blk
Kinney, Billy	70	2863	40.9	58	1	129	5325	41.3	63	1
Young, Jonn	2	72	36.0	38	0	2	72	36.0	38	0
TEAM	1	32	32.0	32	0					
Grier, Will	1	23	23.0	23	0	1	23	23.0	23	0
Total	74	2990	40.4	58	1					
Opponents	71	3049	42.9	59	1					

Kickoffs	no.	yds	avg	tb	ob	no.	yds	avg	tb	ob
Staley, Evan	77	4532	58.9	27	3	77	4532	58.9	27	3
Molina, Mike	1	48	48.0	0	1	88	5166	58.7	28	5
Total	78	4580	58.7	27	4					
Opponents	79	4913	62.2	36	2					

**West Virginia University**  
**West Virginia Individual Season/Career Statistics (as of Jan 05, 2018)**  
**All games**

		SEASON										CAREER											
##	Defensive Leaders	gp	ua	a	total	tfl	sack	int	pbu	fr	ff	blk	gp	ua	a	total	tfl	sack	int	pbu	fr	ff	blk
3D	Benton, Al-Rasheed	13	78	32	110	13.5	3.0	2	4	1	1		52	138	79	217	18.5	3.0	3	4	1	1	
8D	White, Kyzir	13	66	28	94	7.5	1.0	3	4	1	2		24	110	36	146	13.5	4.0	3	8	2	4	
2D	Long Jr., David	9	56	20	76	16.5	4.0		6	1			9	56	20	76	16.5	4.0		6	1		
6D	Askew-Henry, Dravon	13	42	15	57	2.5		1	4				39	125	36	161	4.5		4	10			
1D	Battle, Elijah	13	48	2	50	0.0			8				24	69	4	73	0.5			9			
2E	Robinson, Kenny	13	32	14	46	2.0		3	3				13	32	14	46	2.0		3	3			
1B	Tonkery, Dylan	13	33	10	43	6.5	3.0		1	1			13	33	10	43	6.5	3.0		1	1		
4D	Daniels Jr., Mike	13	34	7	41	1.0		1	9	1			19	35	7	42	1.0		1	9	1		
46	Donahue, Reese	13	21	19	40	6.0	1.5						25	27	25	52	6.0	1.5					
88	Shuler II, Adam	12	26	11	37	8.0	3.0			1			24	42	25	67	9.0	4.0			1	1	
24	Bailey, Hakeem	11	32	3	35	2.0			6				11	32	3	35	2.0			6			
5D	Preston, Xavier	10	19	8	27	2.5	2.0		1	1			42	38	20	58	6.5	3.0		1	1		
49	McDougle, Lamont	13	15	8	23	4.0	2.0			1	1		13	15	8	23	4.0	2.0			1	1	
91	Rose, Ezekiel	13	19	4	23	4.5	4.5	1	2		1		13	19	4	23	4.5	4.5	1	2		1	
18	Gross Jr., Marvin	12	19	2	21	0.0							49	51	23	74	4.5	2.0	1	1		2	
16	Avery, Toyous	8	14	6	20	0.5			4				19	35	9	44	1.5			8			
99	Pegues, Xavier	11	8	5	13	2.5							11	8	5	13	2.5						
9D	Stewart, JoVanni	13	10	1	11	2.0							25	12	1	13	2.0						
7D	Ferns, Brendan	4	9	1	10	0.0							4	9	1	10	0.0						
33	Qualls, Quondarius	12	7	3	10	0.5	0.5						12	7	3	10	0.5	0.5					
1	Pitts Jr., Derrek	10	7	2	9	0.0							10	7	2	9	0.0						
1E	Winfield, Corey	8	8	1	9	0.0							8	8	1	9	0.0						
38	Commodore, Shane	13	7	2	9	0.0				1			32	12	9	21	0.0				2	1	
44	Christian II, Hodari	13	4	1	5	1.0							31	11	1	12	3.0					1	
92	Lewis, Jon	13	3	2	5	0.5	0.5						40	9	8	17	0.5	0.5					
94	Harvey, Jalen	5	4	1	5	0.0							5	4	1	5	0.0						
2B	Kamara, Osman	13	3	1	4	1.0					1		13	3	1	4	1.0						1
29	Mahone, Sean	8	2	1	3	0.0							8	2	1	3	0.0						
8	Simms, Marcus	12	3		3	0.0					1		21	3		3	0.0						1
39	Bonamico, Dante	6	1	1	2	1.0					1		6	1	1	2	1.0						1
30	Staley, Evan	13	2		2	0.0							13	2		2	0.0						
32	Pettaway, Martell	13	1		1	0.0							16	1		1	0.0						
96	Fields, Jaleel	13	1		1	0.0							17	4	5	9	0.0						
52	Meadows, Nick	13	1		1	0.0							29	3		3	0.0						
53	McKivitz, Colton	13	1		1	0.0							26	3		3	0.0						
2	White, Ka'Raun	13	1		1	0.0							33	2		2	0.0						
95	Pooler Jr., Jeffery	5	1		1	0.0							5	1		1	0.0						
25	Crawford, Justin	12	1		1	0.0							25	1		1	0.0						
56	Lingafelter, Grant	11	1		1	0.0							34	2		2	0.0						
22	Long, Jake	11	1		1	0.0							11	1		1	0.0						
73	Sills, Josh	13	1		1	0.0							13	1		1	0.0						
1F	Stills, Darius	9		1	1	0.0							9		1	1	0.0						
45	Hensley, Adam	13	1		1	0.0							20	2		2	0.0						
Total		13	643	212	855	85	25	11	52	8	7	1											
Opponents		13	616	211	827	53	19	14	60	12	10	1											

**West Virginia University**  
**West Virginia Team Game-by-Game (as of Jan 05, 2018)**  
**All games**

**TEAM STATISTICS**

Date	Opponent	Rushing				Receiving				Passing				Kick Returns				Punt Returns				tot off
		no.	yds	td	lg	no.	yds	td	lg	cmp	att	int	yds	td	lg	no.	yds	td	lg	no.	yds	
Sep. 3	vs Virginia Tech	35	221	0	42	31	371	3	60	31-54-1	371	3	60	0	0	0	0	1	-3	0	0	592
Sep. 9	ECU	47	211	3	41	24	403	5	75	24-34-0	403	5	75	3	88	0	32	1	23	0	23	614
Sep 16	DELAWARE STATE	35	204	4	21	24	334	4	62	24-34-1	334	4	62	4	132	0	80	4	4	0	8	538
Sep 23	at Kansas	43	288	5	28	25	347	2	49	25-39-1	347	2	49	3	62	0	23	0	0	0	0	635
Oct 07	at TCU	39	142	0	38	25	366	3	76	25-45-1	366	3	76	2	39	0	21	2	0	0	4	508
Oct 14	TEXAS TECH	29	44	1	19	32	352	5	32	32-41-1	352	5	32	2	42	0	22	3	23	0	12	396
Oct 21	at Baylor	29	118	0	20	26	375	5	53	26-37-0	375	5	53	4	125	0	45	2	0	0	1	493
Oct 28	OKLAHOMA STATE	30	62	1	14	20	285	2	68	20-42-4	285	2	68	4	85	0	26	1	9	1	0	347
Nov 4	IOWA STATE	47	208	0	21	20	316	2	63	20-25-1	316	2	63	2	37	0	19	2	4	0	3	524
Nov 11	at Kansas State	26	120	0	19	27	372	4	75	27-46-2	372	4	75	5	91	0	25	4	37	0	17	492
Nov 18	TEXAS	29	56	0	13	20	239	1	34	20-34-0	239	1	34	3	78	0	28	1	16	0	16	295
Nov 25	at Oklahoma	50	251	4	36	10	137	0	51	10-20-0	137	0	51	1	26	0	26	0	0	0	0	388
Dec 26	vs Utah	21	29	0	7	10	124	1	38	10-30-2	124	1	38	7	168	0	41	1	-7	0	0	153
Opponents		460	1954	18	42	294	4021	37	76	294-481-14	4021	37	76	40	973	0	80	22	106	1	23	5975
		539	2654	26	67	234	3138	24	95	234-405-11	3138	24	95	45	884	0	44	20	223	0	44	5792

Games: 13 • Avg/rush: 4.2 • Avg/catch: 13.7 • Pass effic: 150.91 • KR avg: 24.3 • PR avg: 4.8 • All purpose avg/game: 562.5 • Total offense avg/gm: 459.6

Date	Opponent	Tackles				Sacks no-yds	Fumble		Pass Defense			blkd kick	PAT Attempts			off			
		ua	a	total	tfl-yds		ff	fr-yds	int-yds	qbh	brup		kick	rush	rcv	saf	t/o	pts	
Sep. 3	vs Virginia Tech	41	32	73	8.0-12	1.0-2	0	0-0	0-0	3	4	0	3-3	0	0	0	0	0	24
Sep. 9	ECU	45	18	63	3.0-5	0.0-0	0	0-0	2-1	3	9	0	8-8	0	0	0	0	14	56
Sep 16	DELAWARE STATE	50	14	64	10.0-52	3.0-30	0	2-0	1-24	3	0	0	8-8	0	0	0	0	14	59
Sep 23	at Kansas	63	2	65	5.0-18	1.0-10	1	1-0	2-63	2	2	0	8-8	0	0	0	0	14	56
Oct 07	at TCU	43	10	53	4.0-7	0.0-0	0	0-0	0-0	3	2	0	3-3	0	0	0	0	0	24
Oct 14	TEXAS TECH	50	14	64	4.0-22	2.0-19	1	0-0	1-1	2	3	0	5-5	0	1	0	0	0	46
Oct 21	at Baylor	53	14	67	12.0-61	6.0-54	0	0-0	0-0	2	5	0	5-5	0	0	0	0	0	38
Oct 28	OKLAHOMA STATE	67	16	83	9.0-19	0.0-0	2	3-0	1-39	1	7	1	4-4	0	1	0	7	39	
Nov 4	IOWA STATE	52	16	68	4.0-15	1.0-10	0	0-0	1-0	5	9	0	2-2	0	0	0	3	20	
Nov 11	at Kansas State	46	20	66	10.5-27	4.0-13	2	0-0	2-37	0	2	0	4-4	0	0	0	7	28	
Nov 18	TEXAS	50	8	58	3.0-6	0.0-0	0	0-0	1-94	2	4	0	2-2	0	0	0	7	14	
Nov 25	at Oklahoma	35	16	51	1.0-2	0.0-0	0	0-0	0-0	0	1	0	4-4	0	0	0	0	31	
Dec 26	vs Utah	48	32	80	12.0-69	7.0-47	1	2-0	0-0	1	4	0	0-0	0	1	0	3	14	
Opponents		643	212	855	85.5-315	25.0-185	7	8-0	11-259	27	52	1	56-56	0	3	0	69	449	
		616	211	827	53.0-206	19.0-125	10	12-0	14-215	26	60	1	46-47	0	0	0	77	409	

Date	Opponent	Punting										Field Goals			Kickoffs				
		no.	yds	avg	long	blkd	tb	fc	50+	i20	md-att	long	blkd	no.	yds	avg	tb	ob	
Sep. 3	vs Virginia Tech	9	324	36.0	46	0	0	6	0	2	1-1	34	0	5	303	60.6	1	1	
Sep. 9	ECU	4	160	40.0	52	0	0	2	1	2	0-2	0	0	9	534	59.3	3	1	
Sep 16	DELAWARE STATE	3	148	49.3	56	0	0	1	1	2	1-1	20	0	10	579	57.9	2	0	
Sep 23	at Kansas	5	180	36.0	41	0	0	4	0	2	0-0	0	0	9	564	62.7	5	1	
Oct 07	at TCU	5	199	39.8	48	0	0	3	0	3	1-2	37	0	5	308	61.6	3	1	
Oct 14	TEXAS TECH	4	156	39.0	48	0	1	0	0	0	1-1	43	0	8	513	64.1	3	0	
Oct 21	at Baylor	6	229	38.2	48	0	0	4	0	2	1-1	27	0	7	407	58.1	2	0	
Oct 28	OKLAHOMA STATE	7	273	39.0	58	1	0	2	1	2	1-1	23	0	6	255	42.5	1	0	
Nov 4	IOWA STATE	3	133	44.3	51	0	0	1	1	2	2-3	36	0	5	312	62.4	1	0	
Nov 11	at Kansas State	8	319	39.9	46	0	2	1	0	2	0-0	0	0	4	172	43.0	1	0	
Nov 18	TEXAS	8	323	40.4	54	0	1	3	1	2	0-0	0	0	2	130	65.0	2	0	
Nov 25	at Oklahoma	3	122	40.7	49	0	0	1	0	0	1-1	28	0	5	323	64.6	3	0	
Dec 26	vs Utah	9	424	47.1	51	0	0	2	4	3	2-2	28	0	3	180	60.0	0	0	
Opponents		74	2990	40.4	58	1	4	30	9	24	11-15	43	0	78	4580	58.7	27	4	
		71	3049	42.9	59	1	8	23	15	22	21-29	51	0	79	4913	62.2	36	2	

**West Virginia University**  
**West Virginia Opponent Game-by-Game (as of Jan 05, 2018)**  
**All games**

**OPPONENT STATISTICS**

Date	Opponent	Rushing				Receiving				Passing				Kick Returns				Punt Returns				tot off
		no.	yds	td	lg	no.	yds	td	lg	cmp	att	int	yds	td	lg	no.	yds	td	lg	no.	yds	
Sep. 3	vs Virginia Tech	45	234	3	46	15	235	1	39	15-27-0	235	1	39	3	93	0	44	1	5	0	5	469
Sep. 9	ECU	32	142	0	26	23	328	2	95	23-47-2	328	2	95	5	89	0	26	0	0	0	0	470
Sep 16	DELAWARE STATE	44	161	0	47	10	140	2	81	10-16-1	140	2	81	8	139	0	40	0	0	0	0	301
Sep 23	at Kansas	50	367	3	67	17	197	1	64	17-34-2	197	1	64	3	59	0	29	0	0	0	0	564
Oct 07	at TCU	36	170	2	27	16	236	2	48	16-29-0	236	2	48	1	41	0	41	1	1	0	1	406
Oct 14	TEXAS TECH	33	190	1	30	24	323	4	60	24-39-1	323	4	60	5	116	0	33	1	2	0	2	513
Oct 21	at Baylor	42	127	2	40	24	370	2	56	24-40-0	370	2	56	5	97	0	29	2	4	0	14	497
Oct 28	OKLAHOMA STATE	56	246	4	39	20	216	3	27	20-34-1	216	3	27	4	46	0	21	2	26	0	20	462
Nov 4	IOWA STATE	29	101	0	19	27	249	1	26	27-40-1	249	1	26	4	88	0	32	1	19	0	19	350
Nov 11	at Kansas State	42	173	2	41	13	159	0	33	13-26-2	159	0	33	2	20	0	12	5	103	0	44	332
Nov 18	TEXAS	42	233	2	36	17	187	2	50	17-27-1	187	2	50	0	0	0	0	2	15	0	14	420
Nov 25	at Oklahoma	35	313	4	66	16	333	4	62	16-19-0	333	4	62	2	57	0	29	1	2	0	2	646
Dec 26	vs Utah	53	197	3	58	12	165	0	39	12-27-0	165	0	39	3	39	0	22	4	46	0	23	362
West Virginia		539	2654	26	67	234	3138	24	95	234-405-11	3138	24	95	45	884	0	44	20	223	0	44	5792
West Virginia		460	1954	18	42	294	4021	37	76	294-481-14	4021	37	76	40	973	0	80	22	106	1	23	5975

Games: 13 • Avg/rush: 4.9 • Avg/catch: 13.4 • Pass effic: 136.99 • KR avg: 19.6 • PR avg: 11.1 • All purpose avg/game: 547.2 • Total offense avg/gm: 445.5

Date	Opponent	Tackles				Sacks		Fumble		Pass Defense			blkd	PAT Attempts			off			
		ua	a	total	tfl-yds	no-yds	ff	fr-yds	int-yds	qbh	brup	kick	kick	rush	rcv	saf	t/o	pts		
Sep. 3	vs Virginia Tech	52	16	68	5.0-12	2.0-6	0	0-0	1-8	7	9	0	4-4	0	0	0	0	0	0	31
Sep. 9	ECU	60	12	72	5.0-19	1.0-5	0	0-0	0-0	2	5	0	2-2	0	0	0	0	0	0	20
Sep 16	DELAWARE STATE	47	14	61	4.0-8	1.0-4	0	2-0	1-0	0	3	0	1-1	0	0	0	0	3	16	
Sep 23	at Kansas	58	14	72	2.0-3	1.0-1	1	0-0	1-0	4	4	0	4-4	0	0	0	0	0	34	
Oct 07	at TCU	46	30	76	3.0-22	2.0-19	1	1-0	1-34	5	6	0	4-4	0	0	0	0	14	31	
Oct 14	TEXAS TECH	52	13	65	5.0-43	4.0-39	0	0-0	1-0	0	5	0	5-5	0	0	0	0	0	35	
Oct 21	at Baylor	40	20	60	5.0-20	1.0-10	0	0-0	0-0	0	5	0	3-3	0	0	0	0	0	36	
Oct 28	OKLAHOMA STATE	47	6	53	5.0-16	1.0-7	2	1-0	4-102	3	6	1	5-6	0	0	0	0	27	50	
Nov 4	IOWA STATE	64	8	72	6.0-12	0.0-0	0	0-0	1-0	0	2	0	1-1	0	0	0	0	0	16	
Nov 11	at Kansas State	46	12	58	2.0-6	2.0-6	2	2-0	2-47	0	5	0	2-2	0	0	0	0	3	23	
Nov 18	TEXAS	45	6	51	4.0-20	2.0-18	3	2-0	0-0	1	4	0	4-4	0	0	0	0	7	28	
Nov 25	at Oklahoma	32	42	74	3.0-9	0.0-0	1	2-0	0-0	0	2	0	8-8	0	0	0	0	10	59	
Dec 26	vs Utah	27	18	45	4.0-16	2.0-10	0	2-0	2-24	4	4	0	3-3	0	0	0	0	13	30	
West Virginia		616	211	827	53.0-206	19.0-125	10	12-0	14-215	26	60	1	46-47	0	0	0	0	77	409	
West Virginia		643	212	855	85.5-315	25.0-185	7	8-0	11-259	27	52	1	56-56	0	3	0	0	69	449	

Date	Opponent	Punting										Field Goals			Kickoffs				
		no.	yds	avg	long	blkd	tb	fc	50+	i20	md-att	long	blkd	no.	yds	avg	tb	ob	
Sep. 3	vs Virginia Tech	8	372	46.5	54	0	1	3	2	3	1-3	25	0	6	390	65.0	6	0	
Sep. 9	ECU	5	200	40.0	55	0	0	2	1	1	2-3	45	0	4	260	65.0	1	0	
Sep 16	DELAWARE STATE	7	336	48.0	57	0	2	0	4	1	1-1	24	0	4	206	51.5	0	0	
Sep 23	at Kansas	6	266	44.3	53	0	2	3	1	4	2-2	41	0	6	374	62.3	3	0	
Oct 07	at TCU	7	301	43.0	51	0	0	0	1	4	1-1	37	0	6	390	65.0	4	0	
Oct 14	TEXAS TECH	4	165	41.2	46	0	0	1	0	0	0-3	0	0	6	395	65.8	4	0	
Oct 21	at Baylor	4	183	45.8	54	0	1	1	1	0	3-3	42	0	6	373	62.2	2	0	
Oct 28	OKLAHOMA STATE	4	116	29.0	49	1	0	2	0	1	1-2	35	0	9	543	60.3	3	1	
Nov 4	IOWA STATE	4	179	44.8	51	0	0	1	1	2	3-3	42	0	5	318	63.6	2	1	
Nov 11	at Kansas State	8	352	44.0	52	0	2	1	2	2	3-4	43	0	6	355	59.2	1	0	
Nov 18	TEXAS	7	301	43.0	59	0	0	5	1	4	0-0	0	0	5	325	65.0	2	0	
Nov 25	at Oklahoma	1	31	31.0	31	0	0	1	0	0	1-1	51	0	9	585	65.0	8	0	
Dec 26	vs Utah	6	247	41.2	51	0	0	3	1	0	3-3	29	0	7	399	57.0	0	0	
West Virginia		71	3049	42.9	59	1	8	23	15	22	21-29	51	0	79	4913	62.2	36	2	
West Virginia		74	2990	40.4	58	1	4	30	9	24	11-15	43	0	78	4580	58.7	27	4	

**West Virginia University**  
**West Virginia Red-Zone Results (as of Jan 05, 2018)**  
**All games**

**West Virginia Inside Opponent Red-Zone**

Date	Opponent	Score	Times	Times	Total	Rush		Pass	FGs	Failed to score inside RZ						
			In RZ	Scored	Pts	TDs	TDs	TDs	Made	FGA	Down	Int	Fumb	Half	Game	
Sep. 3, 2017	vs Virginia Tech	L 24-31	4	3	17	2	0	2	1	0	0	0	0	0	1	0
Sep. 9, 2017	ECU	W 56-20	5	5	35	5	2	3	0	0	0	0	0	0	0	0
Sep 16, 2017	DELAWARE STATE	W 59-16	7	7	45	6	4	2	1	0	0	0	0	0	0	0
Sep 23, 2017	at Kansas	W 56-34	6	5	35	5	4	1	0	0	1	0	0	0	0	0
Oct 07, 2017	at TCU	L 24-31	3	2	10	1	0	1	1	1	0	0	0	0	0	0
Oct 14, 2017	TEXAS TECH	W 46-35	4	4	28	4	1	3	0	0	0	0	0	0	0	0
Oct 21, 2017	at Baylor	W 38-36	3	3	17	2	0	2	1	0	0	0	0	0	0	0
Oct 28, 2017	OKLAHOMA STATE	L 39-50	3	3	18	2	1	1	1	0	0	0	0	0	0	0
Nov 4, 2017	IOWA STATE	W 20-16	4	3	13	1	0	1	2	1	0	0	0	0	0	0
Nov 11, 2017	at Kansas State	W 28-23	3	2	14	2	0	2	0	0	0	0	0	0	1	0
Nov 18, 2017	TEXAS	L 14-28	2	1	7	1	0	1	0	0	0	0	1	0	0	0
Nov 25, 2017	at Oklahoma	L 31-59	6	5	31	4	4	0	1	0	0	0	1	0	0	0
Dec 26, 2017	vs Utah	L 14-30	3	3	14	1	0	1	2	0	0	0	0	0	0	0
Totals			53	46	284	36	16	20	10	2	1	0	2	2	2	0
46 of 53 (86.8%)																

**Opponents Inside West Virginia Red-Zone**

Date	Opponent	Score	Times	Times	Total	Rush		Pass	FGs	Failed to score inside RZ						
			In RZ	Scored	Pts	TDs	TDs	TDs	Made	FGA	Down	Int	Fumb	Half	Game	
Sep. 3, 2017	vs Virginia Tech	L 24-31	6	4	24	3	3	0	1	2	0	0	0	0	0	0
Sep. 9, 2017	ECU	W 56-20	2	2	10	1	0	1	1	0	0	0	0	0	0	0
Sep 16, 2017	DELAWARE STATE	W 59-16	2	2	9	1	0	1	1	0	0	0	0	0	0	0
Sep 23, 2017	at Kansas	W 56-34	4	4	24	3	2	1	1	0	0	0	0	0	0	0
Oct 07, 2017	at TCU	L 24-31	4	3	17	2	2	0	1	0	0	0	0	0	1	0
Oct 14, 2017	TEXAS TECH	W 46-35	4	2	14	2	0	2	0	2	0	0	0	0	0	0
Oct 21, 2017	at Baylor	W 38-36	4	4	19	2	1	1	2	0	0	0	0	0	0	0
Oct 28, 2017	OKLAHOMA STATE	L 39-50	8	8	50	7	4	3	1	0	0	0	0	0	0	0
Nov 4, 2017	IOWA STATE	W 20-16	3	3	13	1	0	1	2	0	0	0	0	0	0	0
Nov 11, 2017	at Kansas State	W 28-23	5	3	17	2	2	0	1	1	0	1	0	0	0	0
Nov 18, 2017	TEXAS	L 14-28	5	4	28	4	2	2	0	0	0	1	0	0	0	0
Nov 25, 2017	at Oklahoma	L 31-59	8	7	49	7	4	3	0	0	1	0	0	0	0	0
Dec 26, 2017	vs Utah	L 14-30	5	5	23	2	2	0	3	0	0	0	0	0	0	0
Totals			60	51	297	37	22	15	14	5	1	2	0	1	1	0
51 of 60 (85.0%)																

**West Virginia University**  
**West Virginia By-Quarter Statistics (as of Jan 05, 2018)**  
**All games**

**3rd-Down Conversions**

Date	Opponent	Score	Overall	1st Qtr	2nd Qtr	3rd Qtr	4th Qtr	Overtime
Sep. 3, 2017	vs Virginia Tech	L 24-31	5-19 26.3	2-6 33.3	1-4 25.0	1-4 25.0	1-5 20.0	
Sep. 9, 2017	ECU	W 56-20	6-13 46.2	1-1 100.0	3-4 75.0	2-4 50.0	0-4 0.0	
Sep 16, 2017	DELAWARE STATE	W 59-16	6-13 46.2	2-4 50.0	0-1 0.0	4-5 80.0	0-3 0.0	
Sep 23, 2017	at Kansas	W 56-34	7-14 50.0	0-1 0.0	5-6 83.3	1-4 25.0	1-3 33.3	
Oct 07, 2017	at TCU	L 24-31	7-18 38.9	2-5 40.0	1-4 25.0	3-4 75.0	1-5 20.0	
Oct 14, 2017	TEXAS TECH	W 46-35	4-13 30.8	1-3 33.3	1-3 33.3	0-3 0.0	2-4 50.0	
Oct 21, 2017	at Baylor	W 38-36	4-11 36.4	3-4 75.0	0-2 0.0	1-3 33.3	0-2 0.0	
Oct 28, 2017	OKLAHOMA STATE	L 39-50	2-15 13.3	0-2 0.0	0-4 0.0	1-5 20.0	1-4 25.0	
Nov 4, 2017	IOWA STATE	W 20-16	6-14 42.9	2-4 50.0	2-3 66.7	1-3 33.3	1-4 25.0	
Nov 11, 2017	at Kansas State	W 28-23	3-12 25.0	0-2 0.0	2-3 66.7	1-4 25.0	0-3 0.0	
Nov 18, 2017	TEXAS	L 14-28	4-16 25.0	1-5 20.0	1-3 33.3	1-3 33.3	1-5 20.0	
Nov 25, 2017	at Oklahoma	L 31-59	6-13 46.2	3-4 75.0	0-3 0.0	3-3 100.0	0-3 0.0	
Dec 26, 2017	vs Utah	L 14-30	2-14 14.3	1-4 25.0	0-5 0.0	0-3 0.0	1-2 50.0	
West Virginia			62-185 33.5	18-45 40.0	16-45 35.6	19-48 39.6	9-47 19.1	0-0 0.0
Opponents			65-195 33.3	17-53 32.1	15-49 30.6	16-43 37.2	17-50 34.0	0-0 0.0

**4th-Down Conversions**

Date	Opponent	Score	Overall	1st Qtr	2nd Qtr	3rd Qtr	4th Qtr	Overtime
Sep. 3, 2017	vs Virginia Tech	L 24-31	2-3 66.7	0-0 0.0	1-2 50.0	0-0 0.0	1-1 100.0	
Sep. 9, 2017	ECU	W 56-20	1-1 100.0	0-0 0.0	0-0 0.0	0-0 0.0	1-1 100.0	
Sep 16, 2017	DELAWARE STATE	W 59-16	1-1 100.0	0-0 0.0	0-0 0.0	0-0 0.0	1-1 100.0	
Sep 23, 2017	at Kansas	W 56-34	0-1 0.0	0-0 0.0	0-0 0.0	0-0 0.0	0-1 0.0	
Oct 07, 2017	at TCU	L 24-31	3-4 75.0	1-1 100.0	0-0 0.0	0-0 0.0	2-3 66.7	
Oct 14, 2017	TEXAS TECH	W 46-35	1-1 100.0	0-0 0.0	0-0 0.0	0-0 0.0	1-1 100.0	
Oct 21, 2017	at Baylor	W 38-36	0-0 0.0	0-0 0.0	0-0 0.0	0-0 0.0	0-0 0.0	
Oct 28, 2017	OKLAHOMA STATE	L 39-50	3-3 100.0	0-0 0.0	1-1 100.0	0-0 0.0	2-2 100.0	
Nov 4, 2017	IOWA STATE	W 20-16	0-1 0.0	0-0 0.0	0-0 0.0	0-1 0.0	0-0 0.0	
Nov 11, 2017	at Kansas State	W 28-23	1-1 100.0	0-0 0.0	0-0 0.0	0-0 0.0	1-1 100.0	
Nov 18, 2017	TEXAS	L 14-28	1-2 50.0	0-0 0.0	0-0 0.0	0-0 0.0	1-2 50.0	
Nov 25, 2017	at Oklahoma	L 31-59	2-2 100.0	0-0 0.0	1-1 100.0	0-0 0.0	1-1 100.0	
Dec 26, 2017	vs Utah	L 14-30	1-1 100.0	0-0 0.0	1-1 100.0	0-0 0.0	0-0 0.0	
West Virginia			16-21 76.2	1-1 100.0	4-5 80.0	0-1 0.0	11-14 78.6	0-0 0.0
Opponents			18-25 72.0	5-7 71.4	5-7 71.4	0-1 0.0	8-10 80.0	0-0 0.0

**Time of Possession**

Date	Opponent	Score	Overall	1st Qtr	2nd Qtr	3rd Qtr	4th Qtr	Overtime
Sep. 3, 2017	vs Virginia Tech	L 24-31	29:00	7:36	8:28	7:38	5:18	
Sep. 9, 2017	ECU	W 56-20	28:18	5:19	6:12	6:30	10:17	
Sep 16, 2017	DELAWARE STATE	W 59-16	22:12	5:42	4:09	6:05	6:16	
Sep 23, 2017	at Kansas	W 56-34	29:27	3:27	10:42	7:17	8:01	
Oct 07, 2017	at TCU	L 24-31	31:21	8:28	8:55	8:10	5:48	
Oct 14, 2017	TEXAS TECH	W 46-35	30:54	6:23	7:39	7:03	9:49	
Oct 21, 2017	at Baylor	W 38-36	23:11	5:56	6:59	6:44	3:32	
Oct 28, 2017	OKLAHOMA STATE	L 39-50	22:51	5:16	5:20	6:48	5:27	
Nov 4, 2017	IOWA STATE	W 20-16	28:59	7:13	9:05	6:11	6:30	
Nov 11, 2017	at Kansas State	W 28-23	23:59	4:12	6:08	5:56	7:43	
Nov 18, 2017	TEXAS	L 14-28	27:26	8:02	4:22	6:33	8:29	
Nov 25, 2017	at Oklahoma	L 31-59	35:12	11:14	5:44	11:05	7:09	
Dec 26, 2017	vs Utah	L 14-30	21:26	7:18	5:51	4:06	4:11	
West Virginia			Total	86:06	89:34	90:06	88:30	0:00
			Avg.	6:37	6:53	6:55	6:48	0:00
Opponents			Total	108:54	105:26	104:54	106:30	0:00
			Avg.	8:22	8:06	8:04	8:11	0:00



**West Virginia University**  
**West Virginia Games Played (as of Jan 05, 2018)**  
**All games**

##	PLAYER	GP-GS	VT	ECU	DSU	KU	TCU	TTU	BU	OSU	ISU	KS	UT
95	Pooler Jr., J	5/-	...	XXX	XXX	XXX	...	...	...	XXX	XXX	...	...
5D	Preston, Xavier	10/8	START	START	START	START	START	START	START	START	...	...	...
33	Qualls, Q.	12/-	XXX	XXX	XXX	XXX	XXX	XXX	XXX	...	XXX	XXX	XXX
58	Raulerson, Ray	2/-	...	...	XXX	XXX	...	...	...	...	...	...	...
10	Roberson, R.	12/-	XXX	XXX	XXX	XXX	XXX	...	XXX	XXX	XXX	XXX	XXX
2E	Robinson, Kenny	13/8	XXX	XXX	START	START	START	XXX	XXX	XXX	START	START	START
85	Rogers, Ricky	10/-	XXX	XXX	XXX	XXX	XXX	XXX	XXX	...	XXX	XXX	...
91	Rose, Ezekiel	13/3	XXX	XXX	XXX	XXX	XXX	XXX	XXX	XXX	START	START	START
31	Sandwisch, Zach	1/-	...	...	...	...	...	...	...	XXX	...	...	...
88	Shuler II, Adam	12/10	START	START	START	START	START	START	START	START	...	XXX	XXX
13	Sills V, David	13/13	START	START	START	START	START	START	START	START	START	START	START
73	Sills, Josh	13/9	XXX	START	START	START	START	XXX	XXX	START	START	START	XXX
8	Simms, Marcus	12/-	...	XXX	XXX	XXX	XXX	XXX	XXX	XXX	XXX	XXX	XXX
30	Staley, Evan	13/-	XXX	XXX	XXX	XXX	XXX	XXX	XXX	XXX	XXX	XXX	XXX
9D	Stewart, J.	13/1	XXX	XXX	XXX	XXX	XXX	XXX	XXX	START	XXX	XXX	XXX
1F	Stills, Darius	9/-	...	...	...	...	XXX	XXX	XXX	XXX	XXX	XXX	XXX
64	Sunahara, Rex	1/-	...	...	XXX	...	...	...	...	...	...	...	...
42	Thimons, L.	5/-	...	...	...	...	...	...	...	XXX	XXX	...	XXX
1B	Tonkery, Dylan	13/9	START	START	START	START	XXX	XXX	XXX	XXX	START	START	START
28	Wellman, Elijah	13/13	START	START	START	START	START	START	START	START	START	START	START
81	Wesco, Trevon	13/-	XXX	XXX	XXX	XXX	XXX	XXX	XXX	XXX	XXX	XXX	XXX
2	White, Ka'Raun	13/13	START	START	START	START	START	START	START	START	START	START	START
8D	White, Kyzir	13/13	START	START	START	START	START	START	START	START	START	START	START
72	Wickline, Kelby	13/1	XXX	XXX	XXX	XXX	XXX	XXX	XXX	XXX	XXX	XXX	XXX
37	Williams, Kevin	1/-	XXX	...	...	...	...	...	...	...	...	...	...
1E	Winfield, Corey	8/-	XXX	XXX	XXX	XXX	XXX	XXX	XXX	XXX	...	...	...
87	Wolfley, Stone	13/-	XXX	XXX	XXX	XXX	XXX	XXX	XXX	XXX	XXX	XXX	XXX
80	Young, Jonn	2/-	...	...	...	...	XXX	XXX	...	...	...	...	...

**West Virginia University**  
**West Virginia Game Superlatives (as of Jan 05, 2018)**  
**All games**

**INDIVIDUAL GAME HIGHS**

Rushes	25	Crawford, Justin vs Iowa State (Nov 4, 2017)
	25	McKoy, Kennedy at Oklahoma (Nov 25, 2017)
Yards Rushing	137	McKoy, Kennedy at Oklahoma (Nov 25, 2017)
TD Rushes	3	Crawford, Justin vs Delaware State (Sep 16, 2017)
	3	McKoy, Kennedy at Oklahoma (Nov 25, 2017)
Long Rush	42	Crawford, Justin vs Virginia Tech (Sep. 3, 2017)
Pass attempts	53	Grier, Will vs Virginia Tech (Sep. 3, 2017)
Pass completions	32	Grier, Will vs Texas Tech (Oct 14, 2017)
Yards Passing	375	Grier, Will at Baylor (Oct 21, 2017)
TD Passes	5	Grier, Will vs ECU (Sep. 9, 2017)
	5	Grier, Will vs Texas Tech (Oct 14, 2017)
	5	Grier, Will at Baylor (Oct 21, 2017)
Long Pass	76	Grier, Will at TCU (Oct 07, 2017)
Receptions	13	Jennings Jr., Gary vs Virginia Tech (Sep. 3, 2017)
	13	Jennings Jr., Gary at Kansas State (Nov 11, 2017)
Yards Receiving	189	Jennings Jr., Gary vs Virginia Tech (Sep. 3, 2017)
TD Receptions	3	Sills V, David vs ECU (Sep. 9, 2017)
	3	Sills V, David vs Texas Tech (Oct 14, 2017)
	3	Sills V, David at Baylor (Oct 21, 2017)
Long Reception	76	White, Ka'Raun at TCU (Oct 07, 2017)
Field Goals	2	Staley, Evan vs Iowa State (Nov 4, 2017)
	2	Staley, Evan vs Utah (Dec 26, 2017)
Long Field Goal	43	Molina, Mike vs Texas Tech (Oct 14, 2017)
Punts	9	Kinney, Billy vs Virginia Tech (Sep. 3, 2017)
	9	Kinney, Billy vs Utah (Dec 26, 2017)
Punting Avg	49.3	Kinney, Billy vs Delaware State (Sep 16, 2017)
Long Punt	58	Kinney, Billy vs Oklahoma State (Oct 28, 2017)
Punts inside 20	3	Kinney, Billy vs Utah (Dec 26, 2017)
Long Punt Return	23	Simms, Marcus vs ECU (Sep. 9, 2017)
Long Kickoff Return	80	Simms, Marcus vs Delaware State (Sep 16, 2017)
Tackles	18	Long Jr., David vs Oklahoma State (Oct 28, 2017)
Sacks	3.0	Long Jr., David vs Utah (Dec 26, 2017)
Tackles For Loss	7.0	Long Jr., David vs Oklahoma State (Oct 28, 2017)
Interceptions	2	White, Kyzir vs ECU (Sep. 9, 2017)

**West Virginia University**  
**West Virginia Game Superlatives (as of Jan 05, 2018)**  
**All games**

**TEAM GAME HIGHS**

Rushes	50	at Oklahoma (Nov 25, 2017)
Yards Rushing	288	at Kansas (Sep 23, 2017)
Yards Per Rush	6.7	at Kansas (Sep 23, 2017)
TD Rushes	5	at Kansas (Sep 23, 2017)
Pass attempts	54	vs Virginia Tech (Sep. 3, 2017)
Pass completions	32	vs Texas Tech (Oct 14, 2017)
Yards Passing	403	vs ECU (Sep. 9, 2017)
Yards Per Pass	12.6	vs Iowa State (Nov 4, 2017)
TD Passes	5	vs ECU (Sep. 9, 2017)
	5	vs Texas Tech (Oct 14, 2017)
	5	at Baylor (Oct 21, 2017)
Total Plays	89	vs Virginia Tech (Sep. 3, 2017)
Total Offense	635	at Kansas (Sep 23, 2017)
Yards Per Play	7.8	vs Delaware State (Sep 16, 2017)
Points	59	vs Delaware State (Sep 16, 2017)
Sacks By	7	vs Utah (Dec 26, 2017)
First Downs	31	at Kansas (Sep 23, 2017)
Penalties	11	at Baylor (Oct 21, 2017)
Penalty Yards	134	at Baylor (Oct 21, 2017)
Turnovers	5	vs Oklahoma State (Oct 28, 2017)
Interceptions By	2	vs ECU (Sep. 9, 2017)
	2	at Kansas (Sep 23, 2017)
	2	at Kansas State (Nov 11, 2017)
Punts	9	vs Virginia Tech (Sep. 3, 2017)
	9	vs Utah (Dec 26, 2017)
Punting Avg	49.3	vs Delaware State (Sep 16, 2017)
Long Punt	58	vs Oklahoma State (Oct 28, 2017)
Punts inside 20	3	at TCU (Oct 07, 2017)
	3	vs Utah (Dec 26, 2017)
Long Punt Return	23	vs ECU (Sep. 9, 2017)

**West Virginia University**  
**West Virginia Game Superlatives (as of Jan 05, 2018)**  
**All games**

**OPPONENT INDIVIDUAL GAME HIGHS**

Rushes	36	Herbert,Khalil, at Kansas (Sep 23, 2017)
	36	King, J.D., vs Oklahoma State (Oct 28, 2017)
Yards Rushing	291	Herbert,Khalil, at Kansas (Sep 23, 2017)
TD Rushes	4	Anderson, R., at Oklahoma (Nov 25, 2017)
Long Rush	67	Herbert,Khalil, at Kansas (Sep 23, 2017)
Pass attempts	40	Kempt, Kyle, vs Iowa State (Nov 4, 2017)
Pass completions	27	Kempt, Kyle, vs Iowa State (Nov 4, 2017)
Yards Passing	323	Shimonek, Nic, vs Texas Tech (Oct 14, 2017)
TD Passes	4	Shimonek, Nic, vs Texas Tech (Oct 14, 2017)
Long Pass	95	MINSHEW, Grdnr, vs ECU (Sep. 9, 2017)
Receptions	8	Cantrell, Dylan, vs Texas Tech (Oct 14, 2017)
Yards Receiving	138	Phillips, C, vs Virginia Tech (Sep. 3, 2017)
TD Receptions	2	Vasher, T.J., vs Texas Tech (Oct 14, 2017)
	2	Ebner,Trestan, at Baylor (Oct 21, 2017)
	2	Washington, J., vs Oklahoma State (Oct 28, 2017)
Long Reception	95	BROWN, Trevon, vs ECU (Sep. 9, 2017)
Field Goals	3	Martin,Connor, at Baylor (Oct 21, 2017)
	3	Owens, Garrett, vs Iowa State (Nov 4, 2017)
	3	McCrane, M., at Kansas State (Nov 11, 2017)
	3	Gay, Matt, vs Utah (Dec 26, 2017)
Long Field Goal	51	Seibert, Austin, at Oklahoma (Nov 25, 2017)
Punts	8	Bradburn, O, vs Virginia Tech (Sep. 3, 2017)
	8	Walsh, Nick, at Kansas State (Nov 11, 2017)
Punting Avg	49.0	Hockett, Matt, vs Oklahoma State (Oct 28, 2017)
Long Punt	59	Dickson, Michae, vs Texas (Nov 18, 2017)
Punts inside 20	4	Moos,Cole, at Kansas (Sep 23, 2017)
	4	Nunez, Adam, at TCU (Oct 07, 2017)
	4	Dickson, Michae, vs Texas (Nov 18, 2017)
Long Punt Return	44	Reed, D.J., at Kansas State (Nov 11, 2017)
Long Kickoff Return	44	Clark, J, vs Virginia Tech (Sep. 3, 2017)
Tackles	14	Dineen,Joe, at Kansas (Sep 23, 2017)
Sacks	1.5	Lotulelei, Lowe, vs Utah (Dec 26, 2017)
Tackles For Loss	2.5	Lotulelei, Lowe, vs Utah (Dec 26, 2017)
Interceptions	2	Green, A.J., vs Oklahoma State (Oct 28, 2017)
	2	Blackmon, J., vs Utah (Dec 26, 2017)

**West Virginia University**  
**West Virginia Game Superlatives (as of Jan 05, 2018)**  
**All games**

**OPPONENT TEAM GAME HIGHS**

Rushes	56	vs Oklahoma State (Oct 28, 2017)
Yards Rushing	367	at Kansas (Sep 23, 2017)
Yards Per Rush	8.9	at Oklahoma (Nov 25, 2017)
TD Rushes	4	vs Oklahoma State (Oct 28, 2017)
	4	at Oklahoma (Nov 25, 2017)
Pass attempts	47	vs ECU (Sep. 9, 2017)
Pass completions	27	vs Iowa State (Nov 4, 2017)
Yards Passing	370	at Baylor (Oct 21, 2017)
Yards Per Pass	17.5	at Oklahoma (Nov 25, 2017)
TD Passes	4	vs Texas Tech (Oct 14, 2017)
	4	at Oklahoma (Nov 25, 2017)
Total Plays	90	vs Oklahoma State (Oct 28, 2017)
Total Offense	646	at Oklahoma (Nov 25, 2017)
Yards Per Play	12.0	at Oklahoma (Nov 25, 2017)
Points	59	at Oklahoma (Nov 25, 2017)
Sacks By	4	vs Texas Tech (Oct 14, 2017)
First Downs	30	at Baylor (Oct 21, 2017)
Penalties	16	vs Texas Tech (Oct 14, 2017)
Penalty Yards	159	vs Texas Tech (Oct 14, 2017)
Turnovers	4	vs Oklahoma State (Oct 28, 2017)
Interceptions By	4	vs Oklahoma State (Oct 28, 2017)
Punts	8	vs Virginia Tech (Sep. 3, 2017)
	8	at Kansas State (Nov 11, 2017)
Punting Avg	48.0	vs Delaware State (Sep 16, 2017)
Long Punt	59	vs Texas (Nov 18, 2017)
Punts inside 20	4	at Kansas (Sep 23, 2017)
	4	at TCU (Oct 07, 2017)
	4	vs Texas (Nov 18, 2017)
Long Punt Return	44	at Kansas State (Nov 11, 2017)