



# TENNESSEE TENNIS

RECORD BOOK: UPDATED JUNE 2017





## TABLE OF CONTENTS

### RECORDS:

3 Program Records

### RESULTS:

4 Coaching Year-by-Year Results  
 5 Year-by-Year Results  
 19 Series Records vs. Opponents  
 20 All-Time Results vs. Opponents

### TEAM HONORS:

25 NCAA Team Finalists  
 26 SEC Champions  
 28 NCAA Team Results

### INDIVIDUAL HONORS:

29 NCAA Singles & Doubles Entrants  
 30 Individual NCAA Performances  
 32 Top Finishes in NCAA Individuals  
 33 All-American Biographies  
 35 All-American Quick Facts  
 36 ITA National Honors & Rankings  
 37 Collegiate Major Champions  
 38 SEC Individual Champions  
 39 SEC Awards & Honors  
 40 Academic Honors

### ECT.

41 Lettermen & Career Awards  
 46 Vols on the ATP Tour

# TENNESSEE PROGRAM RECORDS (THROUGH 7/1/2017)

## TEAM RECORDS

**Most Wins:** 34 (1990) // **Highest Winning Percentage:** .971 (1990) // **Most Consecutive Wins:** 34 (1990)  
**Most Shutouts:** 16 (2010) // **Most Consecutive Shutouts:** 8 (2013)

## COMBINED CAREER WINS

### COMBO WINS LEADERS

Name	Years	Wins (S-D)
1. John-Patrick Smith	2008-11	298 (152-146)
2. Byron Talbot	1985-88	292 (161-131)
3. Shelby Cannon	1985-88	268 (140-128)

### 100 SINGLES/100 DOUBLES CLUB

Name	Years	S Wins	D Wins
Byron Talbot	1985-88	161	131
Shelby Cannon	1985-88	140	128
John-Patrick Smith	2008-11	152	146
Boris Conkic	2008-11	108	115
Mikelis Libietis	2012-15	106	118

## SINGLES WINS

### SEASON LEADERS

Name	Year	Wins
1. Byron Talbot	1987	56
2. Mike DePalmer Jr.	1982	52
3. Paul Annacone	1984	51
4. Chris Woodruff	1993	45
5. Shelby Cannon	1987	43
5. Peter Handoyo	1999	43
7. Adam Carey	2000	42
7. John-Patrick Smith	2011	42
7. Rhyne Williams	2011	42
10. Byron Talbot	1986	41
10. John-Patrick Smith	2010	41
10. Rhyne Williams	2010	41

### CAREER LEADERS

Name	Years	Wins
1. Byron Talbot	1985-88	161
2. John-Patrick Smith	2008-11	152
3. Peter Handoyo	1999-2002	145
4. Shelby Cannon	1985-88	140
5. Mark Parsons	1997-2001	120
6. Paul Annacone	1982-84	115
7. Adam Carey	1999-2002	112
8. Boris Conkic	2008-11	108
9. Mikelis Libietis	2012-15	106
10. Matteo Fago	2008-11	98
11. Earl Grainger	1982-84, 86	97
12. Brice Karsh	1989-91	92
13. Paul Podbury	1998-2001	91
14. Chris Mahony	1993-96	90
14. Hunter Reese	2012-15	90
16. Simon Rea	2002-04	87
17. Tim Jessup	1989-92	86
18. Davey Sandgren	2007-10	84
19. Rhyne Williams	2010-11	83
20. Chris Woodruff	1992-93	81
20. Fabio Silberberg	1989-91	81

## DOUBLES WINS

### SEASON LEADERS

#### [ AS A TEAM ]

Name	Year	Wins
1. D. Sandgren/Smith	2010	41
2. Cannon/Talbot	1986	40
3. Cannon/Talbot	1987	38
4. Libietis/Reese	2014	36
5. Conkic/Williams	2010	34
6. Harmon/Purcell	1980	33
7. D. Sandgren/Smith	2009	32
8. Annacone/DePalmer	1982	30
9. Oosthuizen/Rogers	2005	29
10. Cohenour/Herrington	1986	27
10. Conkic/Smith	2011	27

### CAREER LEADERS

#### [ AS A TEAM ]

Name	Years	Wins
1. Cannon/Talbot	1985-88	102
2. Libietis/Reese	2012-15	96
3. D. Sandgren/Smith	2008-10	80
4. Mahony/Montana	1993-96	75
5. Cameron/Hensel	2005-07	52
6. Carey/Parsons	1999-2001	50
7. Crews/Handoyo	2000-01	47
8. Oosthuizen/Rogers	2004-05	37
8. de Villiers/Gibson	1989-91	37
10. Conkic/Williams	2010-11	35

#### [ AS AN INDIVIDUAL ]

Names	Years	Wins
1. John-Patrick Smith	2008-11	146
2. Byron Talbot	1985-88	131
3. Shelby Cannon	1985-88	128
4. Davey Sandgren	2007-10	118
4. Mikelis Libietis	2012-15	118
6. Hunter Reese	2012-15	117
6. Boris Conkic	2008-11	115
8. Peter Handoyo	1991-2002	97
9. Pablo Montana	1993-96	95
10. Edward Jones	2010-13	93

## WINNING PERCENTAGE

### SINGLES IN A SEASON

#### [ MINIMUM OF 30 MATCHES ]

Name	Year	Per.	Record
1. Paul Annacone	1984	.944	51-3
2. Peter Handoyo	2002	.903	28-3
3. Mikelis Libietis	2015	.867	26-4
4. Chris Woodruff	1993	.865	45-7
5. Rhyne Williams	2010	.854	41-7
6. Mel Purcell	1980	.850	34-6
7. Brice Karsh	1990	.846	33-6
8. Mikelis Libietis	2013	.841	37-7
8. Tennys Sandgren	2011	.841	37-7
10. Mike DePalmer Jr.	1990	.839	52-10

### SINGLES IN A CAREER

#### [ MINIMUM OF 70 MATCHES ]

Name	Years	Per.	Record
1. Paul Annacone	1982-84	.839	115-22
2. Chris Woodruff	1992-93	.835	81-16
3. Tennys Sandgren	2010-11	.833	60-12
4. Rhyne Williams	2010-11	.830	83-17
5. Mike DePalmer Jr.	1981-82	.829	68-14
6. John-Patrick Smith	2008-11	.776	152-44
7. Paul Van Min	1972-75	.774	72-21
8. Boris Conkic	2008-11	.761	108-34
9. Peter Handoyo	1999-2002	.755	145-47
10. Robert van Malder	1970-72	.750	54-18

### DOUBLES IN A SEASON

#### [ MINIMUM OF 15 MATCHES ]

Name	Year	Per.	Record
1. Harmon/Purcell	1980	.943	33-2
2. Carey/Handoyo	2002	.938	15-1
3. Bolle/Van Malder	1972	.909	20-2
4. Conkic/Williams	2010	.895	34-4
5. Dunn/Van Malder	1974	.889	16-2
6. Libietis/Reese	2014	.878	36-5
7. Conkic/Smith	2011	.870	27-4
8. Cannon/Talbot	1987	.864	38-6
9. Novacek/LeTellier	1971	.824	14-3
10. D. Sandgren/Smith	2010	.820	41-9

## FRESHMAN RECORDS

### SINGLES WINS IN A SEASON

Name	Year	Wins
1. Peter Handoyo	1999	43
2. Rhyne Williams	2010	41
3. Paul Annacone	1982	38
4. Chris Woodruff	1992	36
5. Rodney Harmon	1980	35
6. Byron Talbot	1985	34
7. John-Patrick Smith	2008	33
8. Mark Dietrich	2002	31
9. Shelby Cannon	1985	29
10. Boris Conkic	2008	28
10. Davey Sandgren	2007	28

### SINGLES WINNING PERCENTAGE

#### [ MINIMUM OF 30 MATCHES ]

Name	Year	Per.	Record
1. Rhyne Williams	2010	.854	41-7
2. Rodney Harmon	1980	.833	35-7
3. Boris Conkic	2008	.826	28-6
4. Chris Woodruff	1992	.800	36-9
5. Byron Talbot	1985	.791	34-9
6. John-Patrick Smith	2008	.750	33-11
7. Paul Annacone	1982	.745	38-13
8. Earl Grainger	1982	.706	24-10
9. Peter Handoyo	1999	.694	43-19
10. Jeremy Tweedt	2008	.667	24-12

### DOUBLES WINS IN A SEASON

Name	Year	Wins
1. Rhyne Williams	2010	36
2. Rodney Harmon	1980	33
3. John-Patrick Smith	2008	30
3. Paul Annacone	1982	30
5. Daniel Dewandaka	1994	29
6. Cary Cohenour	1986	27
7. Mikelis Libietis	2012	26
7. Byron Talbot	1985	26
7. Shelby Cannon	1985	26
10. Hunter Reese	2012	25

# COACHING YEAR-BY-YEAR RESULTS

## HUGH D. FAUST

1932-41

Year	Overall	SEC
1932	5-1	
1933	6-2	0-1
1934	4-5	0-4
1935	6-3	0-0
1936	5-7	0-4
1937	6-5	1-3
1938	4-6-1	1-3
1939	6-4	0-3
1940	7-4	0-3
1941	8-6	0-2
<b>Totals</b>	<b>58-38-1</b>	<b>2-23</b>

### NOTE

Records are incomplete from 1942-1962. The Vols did not field a team 1943-46 because of World War II.

## TOMMY BARTLETT

1963-66

Year	Overall	SEC
1963	10-5	2-4
1964	13-1	3-0
1965	15-3	7-1
1966	16-2	7-0
<b>Totals</b>	<b>54-11</b>	<b>19-5</b>

## EARL BAUMGARDNER

1967

Year	Overall	SEC
1967	13-4	5-2
<b>Totals</b>	<b>13-4</b>	<b>5-2</b>

## LOUIS ROYAL

1968-76

Year	Overall	SEC
1968	11-8	4-3
1969	6-8	3-2
1970	14-7	4-1
1971	14-7-1	5-4
1972	27-2	5-1
1973	10-9	3-2
1974	17-6	6-2
1975	14-12	5-4
1976	6-10	3-5
<b>Totals</b>	<b>120-69-1</b>	<b>38-24</b>

## JOHN NEWMAN

1977-80

Year	Overall	SEC	Postseason
1977	9-12	3-6	
1978	18-7	6-3	
1979	13-6	4-1	NCAA First Round
1980	14-6	6-0	NCAA First Round
<b>Totals</b>	<b>51-31</b>	<b>19-10</b>	

### KEY

Highlighted years indicate SEC championship seasons (either tournament or regular season).

## CUMULATIVE COACHING RECORDS

Coach	Date	Years	Record	Per.	SEC Titles	NCAA App.
Hugh D. Faust	1932-41	10	58-38-1	.603	--	--
Tommy Bartlett	1963-66	4	54-11	.831	1	--
Earl Baumgardner	1967	1	13-4	.765	--	--
Louis Royal	1968-76	9	120-69-1	.634	1	--
John Newman	1977-80	4	51-31	.622	1	2
Mike DePalmer Sr.	1981-94	14	299-119	.715	3 (2 RS/1 T)	6
John Kreis	1995-97	3	35-37	.486	--	2
Michael Fancutt	1998-2004	7	123-57	.683	2 (1 RS/1 T)	6
Chris Mahony	2005-06	2	25-20	.556	--	1
Sam Winterbotham	2007-17	11	217-104	.676	3 (2 RS/1 T)	9
Chris Woodruff	2017-now					

**KEY:** RS - Regular Season Titles; T - Tournament Titles. The two were separated in 1990.

## MIKE DEPALMER SR.

1981-94

Year	Overall	SEC	Postseason
1981	14-6	6-2	
1982	21-9	10-1	
1983	20-4	12-7	
1984	23-8	6-2	
1985	27-11	7-2	
1986	24-10	3-6	
1987	24-6	7-2	NCAA Semifinals
1988	14-11	6-3	NCAA Quarterfinals
1989	20-8	6-3	NCAA First Round
1990	34-1	9-0	NCAA Final
1991	21-11	7-4	NCAA First Round
1992	15-13	4-9	
1993	27-11	7-7	NCAA First Round
1994	15-10	6-7	
<b>Totals</b>	<b>299-119</b>	<b>97-55</b>	

## JOHN KREIS

1995-97

Year	Overall	SEC	Postseason
1995	17-9	7-6	
1996	11-11	5-8	NCAA Round of 64
1997	5-17	0-12	NCAA Round of 64
<b>Totals</b>	<b>35-37</b>	<b>12-26</b>	

## MICHAEL FANCUTT

1998-2004

Year	Overall	SEC	Postseason
1998	14-7	6-5	NCAA Round of 32
1999	18-10	6-5	NCAA Round of 32
2000	23-6	10-1	NCAA Semifinals
2001	23-6	9-2	NCAA Final
2002	22-7	7-4	NCAA Semifinals
2003	9-12	2-9	
2004	14-9	6-5	NCAA Round of 32
<b>Totals</b>	<b>123-57</b>	<b>46-31</b>	

## CHRIS MAHONY

2005-06

Year	Overall	SEC	Postseason
2005	16-9	6-5	NCAA Round of 16
2006	9-11	3-8	
<b>Totals</b>	<b>25-20</b>	<b>9-13</b>	

## SAM WINTERBOTHAM

2007-17

Year	Overall	SEC	Postseason
2007	17-8	7-4	NCAA Round of 32
2008	23-4	9-2	NCAA Round of 16
2009	23-7	8-3	NCAA Round of 16
2010	31-2	11-0	NCAA Final
2011	24-5	10-1	NCAA Quarterfinals
2012	15-14	5-6	NCAA Round of 32
2013	26-8	8-4	NCAA Quarterfinals
2014	19-11	6-6	NCAA Round of 16
2015	14-13	5-7	NCAA Round of 64
2016	12-17	0-12	
2017	13-14	3-9	
<b>Totals</b>	<b>217-104</b>	<b>72-54</b>	

# YEAR-BY-YEAR RESULTS

RECORDS BASED ON 1927-41 & 1963-2012

## 1927 [2-3]

Chattanooga	L	3-2
Carson-Newman	W	5-0
Georgia Tech	L	5-1
Carson-Newman	W	5-0
Vanderbilt	L	6-0

## 1928 [4-4]

Tennessee Wesleyan	L	3-2
Lincoln Memorial	W	5-0
Maryville	L	4-2
Georgia Tech	L	5-1
Tennessee Wesleyan	W	3-2
Maryville	W	4-2
Howard College	L	3-2
Lincoln Memorial	W	5-0

## 1930 [1-2-1]

Maryville	W	5-2
Kentucky	L	4-2
North Carolina	L	5-2
Sewanee	T	3-3

## 1932 [5-1]

**Coach** Hugh D. Faust

Maryville	W	6-0
Carson-Newman	W	6-1
Alabama	L	5-1
Maryville	W	5-1
Carson-Newman	W	6-1
Kentucky	W	5-2

## 1933 [6-2; 0-1 SEC]

**Coach** Hugh D. Faust

Carson-Newman	W	6-1
Maryville	W	6-0
Carson-Newman	W	7-0
Emory University	L	5-1
Georgia Tech	L	6-0
Mississippi A&M	W	6-1
Union	W	5-1
Maryville	W	7-0

## 1934 [4-5; 0-4 SEC]

**Coach** Hugh D. Faust

Maryville	W	4-3
Vanderbilt	L	2-5
Maryville	W	6-1
Alabama	L	6-1
Sewanee	L	2-5
Vanderbilt	L	2-3
Xavier	W	6-0
Chattanooga	W	5-1
Kentucky	L	4-2

## 1935 [6-3; 0-0 SEC]

**Coach** Hugh D. Faust

Mississippi College	L	4-2
Maryville	W	6-1
Emory & Henry	W	7-2
at Sewanee	L	5-1
at Chattanooga	W	5-1
Tenn. Polytechnic Ins.	W	4-2
Sewanee	L	7-0
at Maryville	W	5-1
Chattanooga	W	5-2

## 1936 [5-7; 0-4 SEC]

**Coach** Hugh D. Faust

at Emory & Henry	L	4-3
at Georgia Tech	L	7-0
Georgia Tech	L	7-0
Emory & Henry	W	7-0
Birmingham Southern	W	5-2
Maryville	W	6-1
at Kentucky	L	3-4

Sewanee	L	6-1
Kentucky	L	5-4
Sewanee	L	6-0
Maryville	W	8-0
Tusculum	W	6-1

## 1937 [6-5; 1-3 SEC]

**Coach** Hugh D. Faust

Mississippi State	L	6-1
Maryville	W	5-2
Tusculum	W	6-1
Centre College	W	5-2
Wayne University	L	6-1
East Tennessee Teachers	L	4-3
Kentucky	L	7-2
Tusculum	W	3-0
Vanderbilt	W	5-2
Maryville	W	6-1
Kentucky	L	7-0

## 1938 [4-6-1; 1-3 SEC]

**Coach** Hugh D. Faust

Maryville	T	4-4
Vanderbilt	L	5-2
Cumberland	W	6-1
Kentucky	L	8-1
Tusculum	L	4-3
Birmingham Southern	L	4-3
Cumberland	W	7-0
Vanderbilt	W	5-2
Emory & Henry	W	4-3
Kentucky	L	0-9
East Tennessee Teachers	L	4-3

## 1939 [6-4; 0-3 SEC]

**Coach** Hugh D. Faust

Carson-Newman	W	6-1
Milligan	W	7-0
Kentucky	L	6-3
at Tusculum	W	4-2
at Vanderbilt	L	4-1
East Tennessee Teachers	L	4-3
Maryville	W	5-2
Tusculum	W	6-2
at Kentucky	L	6-3
at Maryville	W	5-2

## 1940 [7-4; 0-3 SEC]

**Coach** Hugh D. Faust

Birmingham Southern	W	4-2
Milligan	W	4-3
Maryville	L	4-3
Tusculum	W	6-1
Maryville	W	5-2
Tusculum	W	4-3
Centre College	W	7-0
Ole Miss	L	4-2
Centre College	W	7-0
Kentucky	L	7-0
Kentucky	L	6-3

## 1941 [8-6; 0-2 SEC]

**Coach** Hugh D. Faust

Presbyterian College	L	6-1
Kentucky	L	6-1
DePauw	L	5-2
Carson-Newman	W	4-0
Milligan	L	4-3
Tusculum	W	4-3
at Maryville	L	5-2
Tenn. Polytechnic Ins.	W	6-1
Birmingham Southern	W	4-3
Berea College	W	4-3
at Tenn. Polytechnic Ins.	W	4-3
at Kentucky	L	6-1
at Centre College	W	6-0
Centre College	W	7-0

## 1963

**Overall Record** 10-5  
**SEC** 2-4

### THE RESULTS

MTSU	W	8-0
ETSU	W	8-1
Tennessee Wesleyan	W	8-1
Tennessee Wesleyan	W	8-1
David Lipscomb	L	5-4
Georgia*	L	8-1
Tennessee Tech	W	8-1
MTSU	W	8-1
Kentucky*	W	7-2
Georgia Tech*	L	8-1
ETSU	W	8-0
Vanderbilt*	L	7-2
Georgia Tech*	L	7-2
Tennessee Tech	W	9-0
Kentucky*	W	7-2

### THE STATS

**Coach:** Tommy Bartlett  
Longest Winning Streak: 4  
Longest Losing Streak: 2  
Shutouts: 3  
Consecutive Shutouts: --

### HONORS

--

## 1964

**Overall Record** 13-1  
**SEC** 3-0

### THE RESULTS

at Memphis	W	9-0
at Union	W	9-0
Cincinnati	W	9-0
at Auburn*	W	9-0
at Mercer	W	9-0
at Georgia Tech	L	7-2
Tennessee Wesleyan	W	7-2
Washington (St. Louis)	W	5-2
at Tennessee Tech	W	9-0
Kentucky*	W	7-2
ETSU	W	7-2
David Lipscomb	W	7-2
Tennessee Tech	W	9-0
at Vanderbilt*	W	7-2

### THE STATS

**Coach:** Tommy Bartlett  
Longest Winning Streak: 8  
Longest Losing Streak: 1  
Shutouts: 7  
Consecutive Shutouts: 5

### HONORS

--

### NOTE

Records from 1942-62 are incomplete. The Vols did not field a team 1943-46 because of World War II.

RECORDS

RESULTS

TEAM HONORS

INDIVIDUAL HONORS

ECT.



## 1965

**Overall Record** 15-3  
**SEC** 7-1

### THE RESULTS

at Clemson	L	5-4
at Furman	W	9-0
at Georgia*	L	6-3
at Florida*	W	7-2
at Stetson	W	9-0
at David Lipscomb	W	9-0
at Florida Southern	W	5-4
Kentucky*	W	6-3
Tennessee Wesleyan	W	9-0
at Vanderbilt*	W	6-3
Tennessee Wesleyan	W	9-0
Wittenberg	W	9-0
at Kentucky*	W	9-0
at Cincinnati	W	8-1
LSU*	W	9-0
Georgia Tech	L	6-3
Vanderbilt*	W	9-0
at Ole Miss*	W	9-0

### THE STATS

**Coach:** Tommy Bartlett  
Longest Winning Streak: 12  
Longest Losing Streak: 1  
Shutouts: 10  
Consecutive Shutouts: 3

### HONORS

**SEC Champion**  
Darden/Marcus (No. 2 D)

## 1966

**Overall Record** 16-2  
**SEC** 7-0

### THE RESULTS

at Southern Florida	W	9-0
at Florida*	W	7-2
at Ohio Wesleyan	W	9-0
at Florida State	L	5-4
Georgia*	W	5-4
Florida State	W	7-2
Kentucky*	W	7-2
at Alabama*	W	8-1
at LSU*	W	7-2
Illinois	W	7-2
at Kentucky*	W	6-3
at Sewanee	W	9-0
at Vanderbilt*	W	9-0
at Georgia Tech	L	6-2
Tennessee Wesleyan	W	9-0
MTSU	W	7-2
Sewanee	W	7-2
Tennessee Tech	W	7-2

### THE STATS

**Coach:** Tommy Bartlett  
SEC Championships: 1st (27 pts.)  
Longest Winning Streak: 9  
Longest Losing Streak: 1  
Shutouts: 5  
Consecutive Shutouts: 2

### HONORS

**SEC Coach of the Year:** Tommy Bartlett

#### • All-SEC

Jack Jackson  
Lenny Schloss  
Kenny Marcus (2nd)

#### • SEC Champions

Lenny Schloss (No. 2 S)  
Bobby Dow (No. 5 S)  
Jackson/Schloss (No. 1 D)  
Marcus/Preston (No. 3 D)

## 1967

**Overall Record** 13-4  
**SEC** 5-2

### THE RESULTS

Kalamazoo	W	9-0
at Tulane	L	7-2
at Florida State	W	7-2
at Florida*	L	5-4
at Miami	L	6-3
at Georgia*	W	5.5-3.5
Toledo	W	7-2
Georgia Tech	W	7-2
Eastern Kentucky	W	6-3
Alabama*	W	9-0
LSU*	W	9-0
at Mississippi State*	L	7-2
at Lamar Tech	W	4-2
at Murray State	W	8-1
Kentucky*	W	9-0
ETSU	W	9-0
Vanderbilt*	W	9-0

### THE STATS

**Coach:** Earl Baumgardner  
SEC Championships: 2nd (26 pts.)  
Longest Winning Streak: 6  
Longest Losing Streak: 2  
Shutouts: 6  
Consecutive Shutouts: 3

### HONORS

• **All-America**  
Lenny Schloss

#### • All-SEC

Tommy Mozur (2nd)

#### • SEC Champions

Tommy Mozur (No. 3 S)  
Mozur/Schloss (No. 1 D)

## 1968

**Overall Record** 11-8  
**SEC** 4-3

### THE RESULTS

at North Carolina	L	6-3
at South Carolina	L	9-0
at The Citadel	W	9-0
at Presbyterian	W	8-1
at Clemson	L	5-4
ETSU	W	9-0
at Kentucky*	W	6-3
at Eastern Kentucky	W	8-1
at Western Kentucky	W	7-2
at Georgia Tech	L	5-4
at Alabama*	W	9-0
at Florida*	L	8-1
Mississippi State*	L	7-2
Georgia*	L	5-4
Murray State	W	5-4
at Vanderbilt*	W	9-0
Southern Illinois	L	5-4
Florida State	W	5-4
Tulane	W	5-4

### THE STATS

**Coach:** Louis Royal  
SEC Championships: 4th (19 pts.)  
Longest Winning Streak: 4  
Longest Losing Streak: 3  
Shutouts: 4  
Consecutive Shutouts: --

### HONORS

• **All-America**  
Tommy Mozur

#### • All-SEC

Tommy Mozur

#### • SEC Champions

Tommy Mozur (No. 1 S)



# 1969

**Overall Record** 6-8  
**SEC** 3-2

## THE RESULTS

at North Carolina	L	5-4
at South Carolina	L	6-3
at Clemson	L	7-2
at Virginia	W	6-3
at Furman	W	7-2
at Georgia*	L	8-1
MTSU	W	7-2
at Kentucky*	W	5-4
at LSU*	W	6-3
at Florida*	L	9-0
at Southern Illinois	L	6-3
at Southern Illinois	L	7-2
Vanderbilt*	W	8-1
Southern Illinois	L	6-3

## THE STATS

**Coach:** Louis Royal  
SEC Championships: 5th (11 pts.)  
Longest Winning Streak: 3  
Longest Losing Streak: 3  
Shutouts: --  
Consecutive Shutouts: --

## HONORS

• **All-SEC**  
Jim Ward (2nd)

# 1970

**Overall Record** 14-7  
**SEC** 4-1

## THE RESULTS

at Redlands	L	6.5-1.5
at Los Angeles State	W	8-1
at USC	L	8-1
at UCLA	L	8-1
Northwestern	W	6-3
Miami (Ohio)	W	9-0
Wisconsin	W	6-3
at Vanderbilt*	W	6-3
at MTSU	W	8-1
LSU*	W	8-1
Florida*	W	7-2
North Carolina	L	6-3
Kentucky*	W	7-2
at Georgia Tech	W	6-3
ETSU	W	9-0
Furman	W	9-0
at Southern Illinois	L	8-1
at Oklahoma City	W	5-4
South Carolina	W	9-0
Georgia*	L	5-4
Southern Illinois	L	6-3

## THE STATS

**Coach:** Louis Royal  
SEC Championships: 1st (22 pts.)  
Longest Winning Streak: 7  
Longest Losing Streak: 2  
Shutouts: 4  
Consecutive Shutouts: 2

## HONORS

• **All-America**  
Tommy Mozur

• **All-SEC**  
Tommy Mozur  
Jim Ward (2nd)

• **SEC Champion**  
Mozur/Freeman (No. 1 D)

# 1971

**Overall Record** 14-7-1  
**SEC** 5-4

## THE RESULTS

at Mississippi State	W	5-4
at Memphis	W	5-4
at Mississippi*	W	9-0
at Alabama*	W	5-4
at William & Mary	W	9-0
at Columbus College	T	4-4
at Georgia*	L	9-0
at Kentucky*	W	7-2
at Miami (ohio)	W	8-1
Eastern Kentucky	W	9-0
Amherst	W	9-0
Georgia Tech	L	5-4
Indiana	W	6-3
Presbyterian	L	6-3
MTSU	W	6-3
at LSU*	L	5-4
at Florida*	L	5-4
at ETSU	W	9-0
Vanderbilt*	W	9-0
North Carolina	L	7-2
Georgia*	L	7-2
Southern Illinois	W	7-2

## THE STATS

**Coach:** Louis Royal  
SEC Championships: 2nd (17 pts.)  
Longest Winning Streak: 5  
Longest Losing Streak: 2  
Shutouts: 5  
Consecutive Shutouts: 2

## HONORS

• **All-SEC**  
Robert Pierce (2nd)  
Robert Van Malder (2nd)

# 1972

**Overall Record** 27-2  
**SEC** 5-1

## THE RESULTS

Columbus College	W	9-0
at Furman	W	8-1
at Western Kentucky	W	6-3
at Presbyterian	W	5-4
(Six wins at the Jacksonville Inv.) <sup>1</sup>		
Cincinnati	W	9-0
at MTSU	W	8-1
Miami (Ohio)	W	8-1
Indiana State	W	7-2
at Georgia Tech	W	5-4
Alabama*	W	6-3
Tennessee-Chattanooga	W	9-0
Austin Peay	W	7-2
Knoxville RC (Ex.)	W	7-2
ETSU	W	9-0
at LSU*	W	8-1
at Florida*	W	5-4
Tennessee Tech	W	8-1
Murray State	W	9-0
Kentucky*	W	8-1
at Southern Illinois	W	6-3
Georgia*	L	6-3
Southern Illinois	L	6-3
Memphis	W	7-2
Mississippi State*	W	5-4

## THE STATS

**Coach:** Louis Royal  
SEC Championships: t-2nd (21pts.)  
Longest Winning Streak: 25  
Longest Losing Streak: 2  
Shutouts: 5  
Consecutive Shutouts: --

## HONORS

• **All-SEC**  
Robert Van Malder  
Paul Van Min

• **SEC Champions**  
Paul Van Min (No. 1 S)  
Robert Van Malder (No. 2 S)

RECORDS

RESULTS

TEAM HONORS

INDIVIDUAL HONORS

ECT.



<sup>1</sup> The Jacksonville Invitational was a flighted individual tournament. Royal counted the event title as six team victories.





## 1973

**Overall Record** 10-9  
**SEC** 3-2

### THE RESULTS

at Arizona	L	8-1
at Wisconsin	W	7-2
at Georgia*	W	5-4
at North Carolina	L	7-2
at Cal-Irvine	L	7-2
at San Diego	L	6-3
at Long Beach State	L	5-4
at Cincinnati	L	6-3
at Mississippi State*	W	5-4
at Georgia*	L	7-2
Florida*	L	5-3
LSU*	W	5-4
at Southern Illinois	W	6-3
at Arkansas	W	5-4
at North Carolina	L	8-1
Georgia Tech	W	8-1
Southern Illinois	W	9-0
Presbyterian	W	8-1
MTSU	W	6-3

### THE STATS

**Coach:** Louis Royal  
SEC Championships: 5th (11 pts.)  
NCAA Championships: t-14th (8 pts.)  
Longest Winning Streak: 4  
Longest Losing Streak: 5  
Shutouts: 1  
Consecutive Shutouts: --

### HONORS

• **All-SEC**  
Dan Huber  
Paul Van Min

• **SEC Champion**  
Dan Huber (No. 2 S)

## 1974

**Overall Record** 17-6  
**SEC** 6-2

### THE RESULTS

at Texas A&M	W	5-4
at Central Texas	W	9-0
at Texas	L	7-2
at Trinity	L	7-2
at Trinity	L	8-1
Vanderbilt*	W	9-0
Mississippi*	W	9-0
at Georgia Tech	W	6-3
Pan American	W	8-1
Mississippi State*	W	9-0
LSU*	W	7-2
Austin Peay	W	9-0
at Georgia*	L	5-4
at Florida*	L	5-4
at Auburn*	W	7-2
North Carolina	L	5-4
at Southern Illinois	W	6-3
vs. Kansas	W	6-3
Kentucky*	W	6-3
Tennessee-Chattanooga	W	9-0
MTSU	W	9-0
Cincinnati	W	8-1
Southern Illinois	W	8-1

### THE STATS

**Coach:** Louis Royal  
SEC Championships: 2nd (22 pts.)  
NCAA Championships: 2 pts.  
Longest Winning Streak: 7  
Longest Losing Streak: 3  
Shutouts: 7  
Consecutive Shutouts: 2

### HONORS

• **All-SEC**  
Paul Van Min

• **SEC Champions**  
Dan Huber (No. 4 S)  
Dunn/Van Malder (No. 2 D)

## 1975

**Overall Record** 14-12  
**SEC** 5-4

### THE RESULTS

at Texas Tech	W	8-1
at Texas	L	8-1
at Texas A&M	L	6-3
at Oklahoma	L	5-4
at Pan American	L	6-3
Miami (Ohio)	W	9-0
at North Carolina	L	5-4
at Duke	W	6-3
at Wake Forest	L	5-4
at Vanderbilt*	W	9-0
at Mississippi State*	W	7-2
at LSU*	L	7-2
at Mississippi*	W	6-3
Miami (Fla.)	L	7-2
Eastern Kentucky	W	8-1
Georgia*	L	6-3
Alabama*	W	6-3
Florida*	L	5-4
Auburn*	W	7-2
at Kentucky*	L	6-3
at Southern Illinois	W	6-3
at Michigan	L	6-3
at Kansas	W	5-1
at Tennessee-Chatt.	W	6-3
MTSU	W	6-0
Southern Illinois	W	6-0

### THE STATS

**Coach:** Louis Royal  
SEC Championships: 3rd (20 pts.)  
Longest Winning Streak: 4  
Longest Losing Streak: 4  
Shutouts: 4  
Consecutive Shutouts: 2

### HONORS

• **All-SEC**  
Dan Huber  
Paul Van Min

• **SEC Champion**  
DeLatte/Dunn (No. 2 D)

## 1976

**Overall Record** 6-10  
**SEC** 3-5

### THE RESULTS

North Carolina	L	6-3
at Florida State	W	6-3
at Florida*	L	7-2
at Alabama*	L	6-3
South Carolina	L	6-3
Vanderbilt*	W	8-1
at Tennessee-Chatt.	L	5-4
Georgia*	L	8-1
Kentucky*	L	6-3
LSU*	L	9-0
Pan American	L	7-2
at Southern Illinois	W	6-3
at Eastern Kentucky	W	6-3
Michigan	L	7-2
Mississippi State*	W	9-0
at Auburn*	W	5-4

### THE STATS

**Coach:** Louis Royal  
SEC Championships: 7th (8 pts.)  
Longest Winning Streak: 2  
Longest Losing Streak: 5  
Shutouts: 1  
Consecutive Shutouts: --

### HONORS

• **All-SEC**  
Tracy DeLatte

# 1977

**Overall Record** 9-12  
**SEC** 3-6

## THE RESULTS

at Furman	W	5-4
at Clemson	L	9-0
at Trinity	L	9-0
vs. Texas A&M	L	5-4
vs. Lamar Tech	L	6-3
vs. Oklahoma State	W	5-4
vs. New Mexico State	L	8-1
Miami (Ohio)	W	6-3
Virginia	W	6-3
at Mississippi State*	W	6-3
at Mississippi*	L	5-4
Iowa	L	5-4
Auburn*	L	5-4
at LSU*	L	6-0
at Kentucky*	W	5-4
at Vanderbilt*	W	5-4
Florida*	L	7-2
at Tennessee-Chatt.	W	5-4
Alabama*	L	7-2
at South Carolina	W	5-4
at Georgia*	L	7-2

## THE STATS

**Coach:** John Newman  
SEC Championships: 6th (6 pts.)  
Longest Winning Streak: 3  
Longest Losing Streak: 4  
Shutouts: --  
Consecutive Shutouts: --

## HONORS

• **All-SEC**  
Tracey DeLatte  
Gary Dunn

# 1978

**Overall Record** 18-7  
**SEC** 6-3

## THE RESULTS

Clemson	W	8-1
vs. Texas Tech	W	9-0
vs. Texas	W	5-4
vs. Trinity	L	7-2
vs. Houston	L	7-2
at SMU	W	5-4
Tennessee-Chattanooga	W	7-2
at Miami (Fla.)	W	5-4
at Florida*	L	5-4
vs. Duke	W	8-1
at LSU*	L	8-1
at NE Louisiana	W	7-2
at Arkansas	W	5-4
at Pan American	W	5-4
at Trinity	L	8-1
The Citadel	W	9-0
Vanderbilt*	W	6-3
Furman	W	6-3
Mississippi State*	W	8-1
Mississippi*	W	8-1
Alabama*	W	8-1
South Carolina	L	5-4
at Kentucky*	W	6-3
at Auburn*	L	5-4
Georgia*	W	5-4

## THE STATS

**Coach:** John Newman  
SEC Championships: 2nd (15 pts.)  
Longest Winning Streak: 6  
Longest Losing Streak: 2  
Shutouts: 2  
Consecutive Shutouts: --

## HONORS

• **All-SEC**  
Tracy DeLatte

• **SEC Champion**  
DeLatte/Gillespie (No. 1 D)  
Cooper/Kohlberg (No. 2 D)

# 1979

**Overall Record** 13-6  
**SEC** 4-1

## THE RESULTS

vs. Michigan	W	5-4
vs. Trinity	L	6-3
vs. Texas	W	6-3
vs. Georgia*	W	6-3
vs. SW Louisiana	W	8-1
vs. Houston	W	5-4
vs. SMU	L	7-2
vs. Texas	W	6-3
at Arizona State	W	7-2
at Pepperdine	L	7-2
at Long Beach State	W	7-2
at UCLA	L	9-0
Florida*	W	8-1
at Vanderbilt*	W	6-3
Austin Peay	W	8-1
at South Carolina	W	5-4
Auburn*	W	8-1
at Georgia*	L	7-2
<b>NCAA Tournament</b>		
vs. California	L	8-1

## THE STATS

**Coach:** John Newman  
SEC Championships: 2nd (23 pts.)  
Longest Winning Streak: 5  
Longest Losing Streak: 1  
Shutouts: --  
Consecutive Shutouts: --

## HONORS

**NCAA Doubles Finalists:**  
Michael Fancutt/Andy Kohlberg

• **All-America**  
Michael Fancutt  
Andy Kohlberg

• **All-SEC**  
Andy Kohlberg  
Denis McKeown

• **SEC Champions**  
Andy Kohlberg (No. 1 S)  
Michael Fancutt (No. 4 S)  
Fancutt/Kohlberg (No. 1 D)  
Gillespie/McKeown (No. 2 D)

# 1980

**Overall Record** 14-6  
**SEC** 6-0

## THE RESULTS

vs. Arkansas	L	6-3
vs. Southern Illinois	W	9-0
vs. Clemson	L	5-4
Austin Peay	W	9-0
at Trinity	L	5-4
at Southwest Texas State	W	7-2
at Arkansas	L	6-3
at Long Beach State	W	6-3
at UCLA	L	5-4
Iowa	W	8-1
LSU*	W	5-4
Kalamazoo	W	8-1
Vanderbilt*	W	7-2
at Georgia*	W	5-4
Alabama*	W	7-2
Virginia	W	7-2
South Carolina	W	5-4
Georgia*	W	5-4
at Auburn*	W	7-2

## NCAA Tournament

vs. Trinity	L	5-4
-------------	---	-----

## THE STATS

**Coach:** John Newman  
SEC Championships: 1st (26 pts.)  
Longest Winning Streak: 10  
Longest Losing Streak: 1  
Shutouts: 2  
Consecutive Shutouts: --

## HONORS

**SEC Coach of the Year:** Paul Newman

**NCAA Doubles Champions:**  
Rodney Harmon/Mel Purcell

**ITA Doubles Team of the Year:**  
Rodney Harmon/Mel Purcell

• **All-America**  
Rodney Harmon  
Mel Purcell

• **All-SEC**  
Rodney Harmon  
Mel Purcell

• **SEC Champions**  
Mel Purcell (No. 1 S)  
Rodney Harmon (No. 2 S)  
Dan Cooper (No. 6 S)  
Harmon/Purcell (No. 1 D)  
Corn/Fancutt (No. 2 D)

RECORDS

RESULTS

TEAM HONORS

INDIVIDUAL HONORS

ECT.



## 1981

**Overall Record** 14-6  
**SEC** 6-2

### THE RESULTS

at Vanderbilt	W	8-1
vs. Vanderbilt	W	7-2
vs. Wichita State	L	5-4
vs. Southern Illinois	W	7-2
vs. Arkansas	L	6-3
vs. Clemson	W	5-4
North Carolina	W	8-1
at Mississippi State*	W	8-1
North Carolina State	W	7-2
vs. BYU	W	9-0
vs. Oklahoma State	W	7-2
vs. Michigan	W	5-4
Vanderbilt*	W	8-1
at Georgia*	L	6-3
Kentucky*	W	8-1
at Alabama*	L	7-2
at South Carolina	W	5-4
Auburn*	L	5-4
Florida*	L	5-4
at LSU*	W	7-2

### THE STATS

**Coach:** Mike DePalmer Sr.  
SEC Championships: 4th (12 pts.)  
Longest Winning Streak: 8  
Longest Losing Streak: 2  
Shutouts: 1  
Consecutive Shutouts: --

### HONORS

- **All-America**  
Mike DePalmer Jr.
- **All-SEC**  
Mike DePalmer Jr.
- **SEC Champion**  
DePalmer/Fancutt (No. 1 D)

## 1982

**Overall Record** 21-9  
**SEC** 10-1

### THE RESULTS

vs. Tulsa	W	7-2
vs. Arkansas	L	5-4
vs. Memphis State	W	5-4
at Vanderbilt*	W	5-4
Austin Peay	W	6-3
at Florida*	W	5-4
vs. Miami (Fla.)	L	8-1
at South Florida	W	8-1
at Duke	L	6-0
at North Carolina State	W	6-3
at North Carolina	W	7-2
at Wake Forest	W	8-1
Ohio State	W	9-0
at Pepperdine	L	8-1
vs. Trinity	W	6-3
vs. Wichita State	L	5-4
vs. Michigan	W	6-3
Virginia Tech	W	6-3
vs. Miami (Fla.)	L	6-3
at SW Louisiana	L	5-4
vs. Trinity	L	5-4
LSU*	W	6-3
Mississippi State*	W	7-2
at Auburn*	W	7-2
Alabama*	W	7-2
Georgia*	W	5-4
Vanderbilt*	W	6-3
at Kentucky*	W	6-3
at Georgia*	L	6-3
vs. Mississippi*	W	6-3

### THE STATS

**Coach:** Mike DePalmer Sr.  
SEC Championships: 2nd (19 pts.)  
Longest Winning Streak: 7  
Longest Losing Streak: 3  
Shutouts: 1  
Consecutive Shutouts: --

### HONORS

- **All-America**  
Paul Annacone  
Mike DePalmer Jr.
- **All-SEC**  
Paul Annacone  
Mike DePalmer Jr.
- **SEC Champion**  
Annacone/DePalmer (No. 1 D)

## 1983

**Overall Record** 20-4  
**SEC** 12-7

### THE RESULTS

Vanderbilt*	W	8-1
at Ohio State	W	7-2
Furman	W	9-0
Louisiana Tech	W	9-0
Duke	L	6-3
North Carolina	W	9-0
Southern Illinois	W	8-1
at Arkansas	L	5-4
at Oklahoma State	W	6-3
vs. Texas Christian	W	5-4
at Wichita State	W	7-2
vs. Michigan	W	5-4
Kentucky*	W	8-1
at Mississippi State*	W	5-4
at Alabama*	W	6-3
at LSU*	W	6-3
Mississippi*	W	9-0
Florida*	W	6-3
Ohio	W	9-0
at Vanderbilt*	W	7-2
at Georgia*	L	6-3
Georgia*	W	7-2
Auburn*	L	7-2
SW Louisiana	W	7-2

### THE STATS

**Coach:** Mike DePalmer Sr.  
SEC Championships: 3rd (16 pts.)  
Longest Winning Streak: 12  
Longest Losing Streak: 1  
Shutouts: 5  
Consecutive Shutouts: 2

### HONORS

- **All-America**  
Paul Annacone
- **All-SEC**  
Paul Annacone
- **SEC Champion**  
Grainger/Moos (No. 2 D)

## 1984

**Overall Record** 23-8  
**SEC** 6-2

### THE RESULTS

Ohio State	W	8-1
Arkansas	L	5-4
Illinois	W	7-2
at Vanderbilt*	W	8-1
Indiana	W	9-0
at North Carolina	W	7-2
at Duke	W	7-2
at Georgia*	L	7-2
West Virginia	W	9-0
Miami (Ohio)	W	7-2
at Texas A&M	L	5-4
at Baylor	W	9-0
at Texas	L	5-4
Virginia Tech	W	9-0
NE Louisiana	W	8-1
at SW Louisiana	W	8-1
at Oklahoma State	W	5-4
at Auburn*	L	5-1
at Alabama*	L	5-4
at Auburn*	W	5-4
at South Florida	W	8-1
at Florida*	L	5-4
Appalachian State	W	8-1
Vanderbilt*	W	8-1
Alabama*	W	5-4
Georgia*	W	6-3
Mississippi State*	W	9-0
LSU*	L	5-4
at Furman	W	8-1
at Kentucky*	W	8-1
at SIU-Edwardsville	W	5-4

### THE STATS

**Coach:** Mike DePalmer Sr.  
SEC Championships: 4th (14 pts.)  
Longest Winning Streak: 5  
Longest Losing Streak: 2  
Shutouts: 5  
Consecutive Shutouts: --

### HONORS

- **All-America**  
Paul Annacone  
Chris Green
- **All-SEC**  
Paul Annacone
- **SEC Champion**  
Paul Annacone (No. 1 S)

# 1985

Overall Record 27-11  
SEC 7-2

## THE RESULTS

Maryland	W	7-2
Michigan	W	8-1
Virginia	W	6-3
at Indiana	W	5-4
at Ohio State	W	6-3
North Carolina	W	6-3
at Louisville	W	8-1
vs. Texas	L	5-4
vs. Kentucky	L	8-1
Duke	W	9-0
Georgia*	L	6-3
Murray State	W	7-2
at LSU*	L	5-4
at SW Louisiana	W	7-2
at NE Louisiana	L	8-1
at Mississippi State*	W	5-4
at Illinois	W	8-1
at Purdue	W	5-4
vs. Arkansas-Little Rock	L	5-4
vs. California-Irvine	W	6-3
vs. SW Louisiana	L	8-1
Furman	W	6-3
Emory	W	9-0
at South Carolina	L	5-4
Wake Forest	W	8-1
Vanderbilt*	W	5-4
Kentucky*	W	8-1
South Carolina	L	5-4
Florida*	W	7-2
at Georgia*	L	6-3
at Vanderbilt*	W	9-0
Auburn*	W	7-2
at Alabama*	W	5-4
at Ole Miss*	W	8-1
at Georgia Tech	W	7-2
Maryland	L	5-4
Kansas	W	5-1
SW Louisiana	W	6-3

## THE STATS

**Coach:** Mike DePalmer Sr.  
SEC Championships: 3rd (20 pts.)  
Longest Winning Streak: 5  
Longest Losing Streak: 2  
Shutouts: 5  
Consecutive Shutouts: --

## HONORS

• **All-SEC**  
Shelby Cannon  
Carlos Claverie  
Mark Herrington  
Byron Talbot

• **SEC Champion**  
Cannon/Claverie (No. 2 D)

# 1986

Overall Record 24-10  
SEC 3-6

## THE RESULTS

Rice	W	8-1
Clemson	L	7-2
Mississippi	W	7-2
Vanderbilt*	W	8-1
NE Louisiana	W	7-2
Arkansas	L	6-3
Trinity	W	5-1
Wake Forest	W	7-2
Indiana	W	7-2
North Carolina State	W	5-1
Michigan	W	6-2
Duke	W	5-4
Furman	W	5-4
Virginia	W	7-2
Southern Illinois	W	7-1
Florida*	L	5-4
Auburn*	L	5-4
Kentucky*	W	5-4
SMU	L	5-1
South Carolina	L	5-3
Georgia*	W	5-1
South Carolina	W	5-1
Purdue	W	8-1
Harvard	W	7-2
Louisiana-Monroe	W	5-4
Mississippi State	W	8-1
Georgia Tech	W	5-4
SW Louisiana	W	5-4
Murray State	W	9-0
Kentucky*	L	7-2
LSU*	L	5-4
Vanderbilt*	W	7-2
Georgia*	L	6-3
Alabama*	L	5-4

## THE STATS

**Coach:** Mike DePalmer Sr.  
SEC Championships: 1st (25 pts.)  
Longest Winning Streak: 9  
Longest Losing Streak: 2  
Shutouts: 1  
Consecutive Shutouts: --

## HONORS

**SEC Coach of the Year:** Mike DePalmer Sr.

• **All-America**  
Shelby Cannon  
Byron Talbot

• **All-SEC**  
Shelby Cannon  
Mark Herrington  
Byron Talbot

• **SEC Champions**  
Byron Talbot (No. 2 S)  
Tim Leos (No. 6 S)  
Cannon/Talbot (No. 1 D)  
Cohenour/Herrington (No. 2 D)

# 1987

Overall Record 24-6  
SEC 7-2

## THE RESULTS

Clemson	W	6-3
NE Louisiana	W	6-0
Alabama*	W	5-4
Duke	W	7-2
vs. Texas	L	5-1
vs. Kentucky	W	5-3
vs. Texas Christian	W	5-2
Vanderbilt*	W	6-3
at Georgia Tech	W	6-3
at Mississippi*	W	7-2
vs. Miami (Fla.)	L	5-4
vs. Harvard	W	5-1
vs. Texas Christian	W	5-2
at Vanderbilt*	W	8-1
at Mississippi State*	W	7-2
at Alabama*	W	6-3
Auburn*	W	5-4
Furman	W	5-4
at Georgia*	L	6-3
at Miami (Fla.)	W	5-4
at South Carolina	L	5-1
Florida*	W	6-3
at LSU*	L	6-3
SW Louisiana	W	6-3
Kentucky*	W	5-4
Wake Forest	W	7-2
Clemson	W	5-4

## NCAA Tournament

[16] South Carolina	W	5-3
[Q] Long Beach State	W	5-3
[S] UCLA	L	5-2

## THE STATS

**Coach:** Mike DePalmer Sr.  
SEC Championships: 2nd (18 pts.)  
Longest Winning Streak: 7  
Longest Losing Streak: 1  
Shutouts: 1  
Consecutive Shutouts: --

## HONORS

**ITA National Player to Watch:**  
Shelby Cannon

• **All-America**  
Shelby Cannon  
Byron Talbot

• **All-SEC**  
Shelby Cannon  
Byron Talbot

• **SEC Champions**  
Byron Talbot (No. 2 S)  
Cannon/Talbot (No. 1 D)

# 1988

Overall Record 14-11  
SEC 6-3

## THE RESULTS

Stanford	L	7-2
California	L	5-2
California-Irvine	L	5-2
Stanford	L	5-2
South Carolina	W	6-3
at Florida*	W	7-2
at Miami (Fla.)	W	8-1
at Auburn*	W	7-2
South Carolina	W	5-2
Southern California	L	5-1
Kentucky*	L	5-2
Georgia Tech	L	6-3
Alabama*	W	7-2
NE Louisiana	W	7-2
Georgia*	L	8-1
Mississippi*	W	5-2
Trinity	W	6-3
at Kentucky*	L	5-1
Vanderbilt*	W	6-3
LSU*	L	7-2
SW Louisiana	W	5-3
Clemson	W	6-3
Mississippi State*	W	6-3

## NCAA Tournament

[16] vs. TCU	W	5-2
[Q] vs. Pepperdine	L	5-1

## THE STATS

**Coach:** Mike DePalmer Sr.  
SEC Championships: 4th (11 pts.)  
Longest Winning Streak: 5  
Longest Losing Streak: 4  
Shutouts: --  
Consecutive Shutouts: --

## HONORS

• **All-America**  
Shelby Cannon  
Byron Talbot

• **All-SEC**  
Shelby Cannon  
Mike Pittard  
Byron Talbot

RECORDS

RESULTS

TEAM HONORS

INDIVIDUAL HONORS

ECT.



## 1989

**Overall Record** 20-8  
**SEC** 6-3

### THE RESULTS

Georgia Tech	W	6-3
California-Berkeley	L	7-2
Alabama*	W	6-3
Murray State	W	7-2
Eastern Kentucky	W	9-0
vs. Kansas	W	5-2
vs. SW Louisiana	W	6-0
Virginia	W	6-1
South Carolina	L	6-3
at Trinity	L	5-4
at UNLV	W	5-1
at Alabama*	L	6-3
at Georgia Tech	W	5-4
Louisville	W	9-0
vs. Penn State	W	4-0
vs. Temple	W	3-1
vs. Mississippi State*	L	3-2
Miami (Fla.)	W	5-4
Florida*	W	8-1
Vanderbilt*	W	6-3
Auburn*	W	6-3
Kentucky*	L	7-2
at LSU*	W	5-4
at Mississippi*	W	6-3
at Clemson	W	5-4
at Georgia*	L	7-2
at Mississippi State*	W	6-3

### NCAA Tournament

[16] vs. Oklahoma State	L	5-4
-------------------------	---	-----

### THE STATS

**Coach:** Mike DePalmer Sr.  
SEC Championships: 10th (4 pts.)  
Longest Winning Streak: 6  
Longest Losing Streak: 2  
Shutouts: 4  
Consecutive Shutouts: 2

### HONORS

--

## 1990

**Overall Record** 34-1  
**SEC** 9-0

### THE RESULTS

SMU	W	9-0
Minnesota	W	5-2
California	W	5-2
Kentucky*	W	5-3
at Georgia Tech	W	7-2
vs. Fresno State	W	5-1
Alabama*	W	6-0
at Air Force	W	9-0
at Colorado	W	6-0
vs. Texas-El Paso	W	7-2
vs. Trinity	W	5-1
at Rice	W	5-1
vs. Michigan	W	5-1
vs. Southern California	W	5-3
vs. Miami (Fla.)	W	5-4
vs. South Carolina	W	5-3
at Vanderbilt*	W	5-1
at South Carolina	W	5-2
at Auburn*	W	5-4
at Kentucky*	W	5-2
Mississippi State*	W	5-1
SW Louisiana	W	5-1
Wake Forest	W	6-0
Georgia*	W	5-2
LSU*	W	5-1
at Miami (Fla.)	W	5-4
at Florida*	W	6-2
Mississippi	W	5-1

### SEC Tournament @ UT

[Q] Ole Miss	W	5-1
[S] Auburn	W	6-0
[F] Georgia	W	5-1

### NCAA Tournament

[16] vs. California-Irvine	W	5-2
[Q] vs. Miami	W	5-2
[S] vs. UCLA	W	5-4
[F] vs. Stanford	L	5-2

### THE STATS

**Coach:** Mike DePalmer Sr.  
SEC Championships: 1st (12 pts.)  
Longest Winning Streak: 34  
Longest Losing Streak: 1  
Shutouts: 6  
Consecutive Shutouts: 3

### HONORS

#### ITA National Coach of the Year:

Mike DePalmer Sr.  
**SEC Coach of the Year:** Mike DePalmer Sr.

#### • All-America

Doug Flach  
Tim Jessup  
Brice Karsh

#### • All-SEC

Doug Flach  
Tim Jessup

## 1991

**Overall Record** 21-11  
**SEC** 7-4

### THE RESULTS

MTSU	W	9-0
Michigan	W	5-1
Indiana	W	5-2
vs. Notre Dame	W	6-3
vs. Northwestern	W	7-2
at Kansas	L	5-4
vs. Wisconsin	W	5-4
at Kentucky	W	5-3
vs. Fresno State	W	5-0
vs. Texas	L	5-3
vs. Arizona State	W	5-3
vs. UCLA	L	5-4
vs. Texas	W	5-1
Florida*	W	5-1
vs. San Diego	W	5-3
at Arizona State	L	5-3
vs. Kansas	L	5-4
Georgia Tech	W	6-2
South Carolina	W	5-3
Auburn*	L	5-4
at Mississippi*	W	5-2
at Mississippi State*	W	5-1
Clemson	W	6-3
Vanderbilt*	W	5-1
Miami (Fla.)	L	5-4
at LSU*	L	5-2
at SW Louisiana	W	6-2
Kentucky*	W	6-3
at Alabama*	W	5-1
at Georgia*	L	5-1

### SEC Tournament @ Mississippi

[R1] vs. Mississippi State	L	5-4
----------------------------	---	-----

### NCAA Tournament

[16] vs. Florida	L	5-2
------------------	---	-----

### THE STATS

**Coach:** Mike DePalmer Sr.  
SEC Championships: t-3rd (6 pts.)  
Longest Winning Streak: 5  
Longest Losing Streak: 2  
Shutouts: 2  
Consecutive Shutouts: --

### HONORS

#### • All-America

Tim Jessup  
Brice Karsh

#### • All-SEC

Tim Jessup  
Brice Karsh

## 1992

**Overall Record** 15-13  
**SEC** 4-9

### THE RESULTS

Arizona State	W	7-2
Kansas	W	6-3
Kentucky*	L	5-4
vs. Southern Methodist	W	6-2
at Minnesota	W	5-1
Georgia Tech	W	5-1
vs. South Carolina	W	5-1
vs. UCLA	L	5-1
vs. Kentucky*	L	5-3
vs. California	W	5-0
SW Louisiana	W	5-4
at Florida*	L	6-3
vs. Michigan	W	4-0
vs. Kansas	W	4-1
at Rice	W	4-2
Georgia*	L	5-1
at Clemson	L	6-3
at South Carolina*	L	5-4
Alabama*	L	6-0
at Vanderbilt*	W	5-1
at Auburn*	W	5-1
Mississippi State*	L	5-3
Mississippi*	L	5-3
at Kentucky*	L	5-1
Arkansas*	W	5-1
LSU*	L	7-2

### SEC Tournament @ Vanderbilt

[R1] vs. Arkansas	W	5-4
[Q] vs. Kentucky	L	5-1

### THE STATS

**Coach:** Mike DePalmer Sr.  
SEC Championships: t-8th (3.5pts.)  
Longest Winning Streak: 4  
Longest Losing Streak: 4  
Shutouts: 2  
Consecutive Shutouts: --

### HONORS

#### ITA National Rookie of the Year:

Chris Woodruff

#### • All-America

Chris Woodruff

#### • All-SEC

Chris Woodruff



# 1993

**Overall Record** 27-11  
**SEC** 7-7

## THE RESULTS

at Arkansas*	L	5-2
at Kentucky*	L	4-3
Alabama-Birmingham	W	5-2
vs. Harvard	W	6-1
vs. Pepperdine	W	5-2
vs. Mississippi State	W	5-3
vs. North Carolina	W	6-1
vs. UCLA	L	5-2
at Georgia Tech	W	5-2
South Carolina*	W	6-1
vs. Pepperdine	W	5-4
at Arizona State	W	5-1
vs. Notre Dame	W	5-1
Michigan	W	5-0
Wake Forest	W	5-2
Virginia Commonwealth	L	3-2
at Wake Forest	W	3-2
vs. Texas A&M	W	6-1
vs. Hawaii-Hilo	W	7-0
vs. Ohio State	W	7-0
vs. Washington	W	7-0
vs. BYU-Hawaii	W	7-0
vs. Minnesota	W	6-1
Vanderbilt*	L	4-3
Kentucky*	W	4-3
Florida*	L	4-3
Auburn*	W	7-0
Miami (Fla.)	W	5-2
at Georgia*	W	4-2
at Mississippi State*	L	4-0
Clemson	W	6-1
at Alabama*	L	5-2
at LSU*	L	6-1
at Mississippi*	W	7-0
<b>SEC Tournament @ Georgia</b>		
[R1] Auburn	W	7-0
[Q] LSU	W	4-3
[S] Georgia	L	4-3
<b>NCAA Tournament</b>		
[16] vs. Texas	L	5-1

## THE STATS

**Coach:** Mike DePalmer Sr.  
SEC Championships: 6th (6 pts.)  
Longest Winning Streak: 7  
Longest Losing Streak: 2  
Shutouts: 2  
Consecutive Shutouts: --

## HONORS

**ITA National Player of the Year:**

Chris Woodruff

**SEC Player of the Year:** Chris Woodruff

**NCAA Singles Champion:** Chris Woodruff

### • All-America

Chris Haggard  
Chris Woodruff

### • All-SEC

Chris Haggard  
Chris Woodruff

# 1994

**Overall Record** 15-10  
**SEC** 6-7

## THE RESULTS

South Florida	W	5-2
Oklahoma	W	7-0
Alabama-Birmingham	L	5-2
vs. Indiana	W	5-2
at Minnesota	W	4-2
Kentucky*	W	5-2
Samford	W	6-1
Miami (Fla.)	L	4-3
at South Carolina*	W	4-3
at Clemson	W	4-3
at Vanderbilt*	W	6-1
Georgia*	L	5-2
Alabama*	W	6-1
at Auburn*	W	4-3
Mississippi State*	W	7-0
at Kentucky*	L	5-2
Arkansas*	L	5-2
Mississippi*	L	6-1
Georgia Tech	W	6-1
LSU*	L	5-2
at Florida*	L	6-1
<b>SEC Tournament @ Alabama</b>		
[R1] vs. Arkansas	W	4-3
[Q] vs. Georgia	L	4-1
<b>NCAA Tournament</b>		
[16] Kentucky	W	4-1
[Q] Miami	L	4-2

## THE STATS

**Coach:** Mike DePalmer Sr.  
SEC Championships: 6th  
Longest Winning Streak: 4  
Longest Losing Streak: 3  
Shutouts: 2  
Consecutive Shutouts: --

## HONORS

### • All-America

Chris Mahony  
Pablo Montana

### • All-SEC

Chris Mahony

# 1995

**Overall Record** 17-9  
**SEC** 7-6

## THE RESULTS

Southern Methodist	W	7-0
Northwestern	W	6-1
South Florida	W	4-3
Miami (Ohio)	W	5-2
at Georgia Tech	W	5-2
MTSU	W	6-1
Minnesota	W	5-4
Pepperdine	L	4-3
Kansas	L	4-3
Fresno State	W	5-2
Vanderbilt	W	6-1
at Arkansas*	W	5-2
Clemson	W	5-2
at Alabama*	W	5-2
at Mississippi*	L	6-1
at Mississippi State*	L	5-2
Florida*	L	4-3
Kentucky*	W	4-3
at LSU*	L	5-1
Auburn*	W	4-3
South Carolina*	W	7-0
at Georgia*	L	5-2
<b>SEC Tournament @ LSU</b>		
[R1] South Carolina	W	4-0
[Q] Mississippi State	L	4-0
<b>NCAA Tournament</b>		
[64] Auburn (R)	W	4-2
[32] Kentucky (R)	L	4-2

## THE STATS

**Coach:** John Kreis  
SEC Championships: 6th  
Longest Winning Streak: 7  
Longest Losing Streak: 3  
Shutouts: 2  
Consecutive Shutouts: --

## HONORS

### • All-America

Chris Mahony  
Pablo Montana

### • All-SEC

Daniel Dewandaka  
Pablo Montana

# 1996

**Overall Record** 11-11  
**SEC** 5-8

## THE RESULTS

Virginia Tech	W	7-0
Michigan	L	5-2
MTSU	W	6-1
Mississippi State	L	4-3
ETSU	W	6-1
Arkansas*	W	4-3
Miami (Ohio)	W	6-1
at Clemson	W	4-3
at South Carolina*	L	4-3
at Florida*	W	4-3
Mississippi*	L	7-0
Georgia*	L	6-1
Georgia Tech	W	4-1
Alabama*	W	5-2
MTSU	L	4-3
LSU*	L	5-2
at Vanderbilt*	W	5-2
at Kentucky*	L	4-3
at Auburn*	L	4-3
<b>SEC Tournament @ Arkansas</b>		
[R1] Kentucky	W	4-2
[Q] Ole Miss	L	4-0
<b>NCAA Tournament</b>		
[64] vs. UAB (R)	L	4-0

## THE STATS

**Coach:** John Kreis  
SEC Championships: 8th  
Longest Winning Streak: 4  
Longest Losing Streak: 2  
Shutouts: 1  
Consecutive Shutouts: --

## HONORS

### • All-America

Chris Mahony  
Pablo Montana

### • All-SEC

Chris Mahony  
Pablo Montana

RECORDS

RESULTS

TEAM HONORS

INDIVIDUAL HONORS

ECT.



## 1997

**Overall Record** 5-17  
**SEC** 0-12

### THE RESULTS

Indiana	L	5-2
South Alabama	L	4-3
South Florida	W	6-1
Virginia Tech	L	5-2
at Georgia*	L	7-0
The Citadel	W	7-0
Murray State	W	7-0
Vanderbilt*	L	4-3
at Georgia Tech	L	6-1
Florida*	L	5-2
Tennessee-Chattanooga	W	6-1
Clemson	W	4-3
at Mississippi*	L	7-0
at Arkansas*	L	5-2
at LSU*	L	7-0
Kentucky*	L	5-2
at Mississippi State*	L	5-1
at Alabama*	L	7-0
South Carolina*	L	5-2
Auburn*	L	5-2

#### SEC Tournament @ South Carolina

[R1] Kentucky	L	4-1
---------------	---	-----

#### NCAA Tournament

[64] at Florida (R)	L	5-0
---------------------	---	-----

### THE STATS

**Coach:** John Kreis  
SEC Championships: 12  
Longest Winning Streak: 2  
Longest Losing Streak: 10  
Shutouts: 2  
Consecutive Shutouts: --

### HONORS

--

## 1998

**Overall Record** 14-7  
**SEC** 6-5

### THE RESULTS

Georgia	L	6-1
Michigan State	W	4-3
William & Mary	W	6-1
Indiana	W	5-2
Murray State	W	7-0
Furman	W	6-1
at Vanderbilt*	W	4-3
at Florida*	W	4-3
at Auburn*	W	4-3
Mississippi*	L	4-3
Alabama*	W	5-2
at South Carolina*	L	5-2
at Hawaii Pacific	W	7-0
Arkansas*	W	4-3
Mississippi State*	L	5-2
at Kentucky*	W	6-1
LSU*	L	4-3

#### SEC Tournament @ Auburn

[R1] Arkansas	W	4-2
[Q] Ole Miss	L	4-1

#### NCAA Tournament

[64] South Florida (R)	W	4-1
[32] Auburn (R)	L	4-3

### THE STATS

**Coach:** Michael Fancutt  
SEC Championships: 5  
Final ITA Ranking: 19  
Longest Winning Streak: 8  
Longest Losing Streak: 1  
Shutouts: 2  
Consecutive Shutouts: --

### HONORS

**SEC Coach of the Year:** Michael Fancutt

- **All-SEC**  
Mark Way

## 1999

**Overall Record** 18-10  
**SEC** 6-5

### THE RESULTS

The Citadel	W	7-0
Tennessee-Chattanooga	W	7-0
Indiana	W	5-2
William & Mary	W	5-0
vs. Tulsa	W	5-2
at Harvard	L	6-1
vs. Illinois <sup>1</sup>	L	4-2
vs. Harvard <sup>1</sup>	W	4-3
vs. Pepperdine <sup>1</sup>	L	5-2
Vanderbilt*	W	4-3
at Arkansas*	W	4-1
at Alabama*	L	4-3
Kentucky*	W	5-2
South Carolina*	L	4-3
at UNLV	W	4-3
vs. Princeton	W	6-1
at Pepperdine	W	4-3
Baylor	W	4-3
Florida*	L	5-2
at LSU*	W	4-3
Auburn*	W	4-3
at Georgia*	L	4-3
at Mississippi*	W	4-3
at Mississippi State*	L	4-3

#### SEC Tournament @ Florida

[R1] Auburn (S)	W	4-0
[Q] vs. LSU (S)	L	4-1

#### NCAA Tournament

[64] Tennessee Tech (R)	W	4-0
[32] Mississippi State (R)	L	4-3

<sup>1</sup>ITA National Team Indoors

### THE STATS

**Coach:** Michael Fancutt  
SEC Championships: 5  
Final ITA Ranking: 13  
Longest Winning Streak: 5  
Longest Losing Streak: 2  
Shutouts: 5  
Consecutive Shutouts: 2

### HONORS

- **All-America**  
Mark Parsons  
Peter Handoyo

- **All-SEC**  
Adam Carey  
Peter Handoyo  
Mark Parsons

## 2000

**Overall Record** 23-6  
**SEC** 10-1

### THE RESULTS

Murray State	W	7-0
ETSU	W	7-0
Virginia Tech	W	7-0
South Florida	W	7-0
Virginia Commonwealth	L	4-1
at Vanderbilt*	W	5-1
Alabama*	W	6-1
at Illinois	L	4-3
vs. Baylor <sup>1</sup>	W	6-2
vs. LSU <sup>1</sup>	W	4-3
vs. Stanford <sup>1</sup>	L	4-3
Arkansas*	W	6-1
Mississippi*	L	4-3
vs. Lehigh	W	7-0
at Jacksonville	W	6-1
at South Carolina*	W	4-3
at Kentucky*	W	4-0
Mississippi State*	W	4-3
Georgia*	W	4-3
at Auburn*	W	5-2
LSU*	W	5-2
at Florida*	W	4-3

#### SEC Tournament @ Mississippi State

[Q] Auburn	W	4-0
[S] Georgia	L	4-3

#### NCAA Tournament

[64] Tennessee-Chatt. (R)	W	4-0
[32] North Carolina (R)	W	4-2
[16] Texas A&M (N)	W	4-3
[Q] UCLA (N)	W	4-1
[S] Va. Commonwealth (N)	L	4-3

<sup>1</sup>ITA National Team Indoors

### THE STATS

**Coach:** Michael Fancutt  
SEC Finish: 1  
Final ITA Ranking: 3  
Longest Winning Streak: 10  
Longest Losing Streak: 1  
Shutouts: 8  
Consecutive Shutouts: 4

### HONORS

- **All-SEC**  
Peter Handoyo  
Mark Parsons

**SEC CHAMPIONS**

**NCAA SEMIFINALISTS**

# 2001

Overall Record 23-6  
SEC 9-2

## THE RESULTS

Tennessee-Chattanooga	W	7-0
ETSU	W	7-0
Virginia Commonwealth	W	4-2
vs. Oklahoma State <sup>1</sup>	L	4-2
vs. Mississippi <sup>1</sup>	W	4-2
vs. Va. Commonwealth <sup>1</sup>	W	4-3
Vanderbilt*	W	6-1
Illinois	W	4-3
at Duke	L	5-2
at Alabama*	W	4-3
at Arkansas*	W	4-3
at Tulane	W	4-3
at LSU*	L	4-1
Kentucky*	W	4-0
Auburn*	W	4-3
at Georgia*	L	6-1
at Mississippi*	W	5-2
at Mississippi State*	W	6-1
South Carolina*	W	6-1
Florida*	W	6-1

### SEC Tournament @ Kentucky

[Q] South Carolina	W	4-1
[S] Alabama	W	4-2
[F] Georgia	L	4-3

### NCAA Tournament

[64] Md.-Baltimore Co. (R)	W	4-0
[32] Ohio State (R)	W	4-1
[16] South Alabama (N)	W	4-0
[Q] Stanford (N)	W	4-2
[S] Texas Christian (N)	W	4-0
[F] at Georgia (N)	L	4-1

<sup>1</sup>ITA National Team Indoors

## THE STATS

**Coach:** Michael Fancutt  
SEC Finish: 2  
Final ITA Ranking: 2  
Longest Winning Streak: 6  
Longest Losing Streak: 1  
Shutouts: 6  
Consecutive Shutouts: 2

## HONORS

• **All-America**  
Peter Handoyo

• **All-SEC**  
Peter Handoyo  
Mark Parsons

NCAA FINALISTS

# 2002

Overall Record 22-7  
SEC 7-4

## THE RESULTS

The Citadel	W	7-0
Tennessee-Chattanooga	W	7-0
Memphis	W	6-1
ETSU	W	6-1
vs. Duke <sup>1</sup>	L	4-1
vs. San Diego State <sup>1</sup>	W	4-2
vs. Kentucky <sup>1</sup>	L	4-2
Duke	W	4-1
Kentucky*	L	4-3
Vanderbilt*	W	5-2
at Alabama*	W	4-2
at Auburn*	L	4-3
at LSU*	W	5-2
at Arkansas*	L	4-3
at Hawaii Pacific*	W	6-0
at Mississippi State*	W	5-2
at Mississippi*	L	4-3
Florida*	W	6-1
South Carolina*	W	6-1
Georgia*	W	4-3
Murray State	W	6-1

### SEC Tournament @ Tennessee

[Q] Florida	W	4-0
[S] Georgia	W	4-3
[F] Auburn	W	4-1

### NCAA Tournament

[64] Wake Forest (R)	W	4-0
[32] Virginia Tech (R)	W	4-0
[16] Texas (N)	W	4-0
[Q] Kentucky (N)	W	4-1
[S] Southern Cal (N)	L	4-3

<sup>1</sup>ITA National Team Indoors

## THE STATS

**Coach:** Michael Fancutt  
SEC Finish: t-2 in East  
Final ITA Ranking: 6  
Longest Winning Streak: 11  
Longest Losing Streak: 1  
Shutouts: 7  
Consecutive Shutouts: 3

## HONORS

• **All-America**  
Peter Handoyo  
Mario Toledo

• **All-SEC**  
Peter Handoyo  
Simon Rea  
Mario Toledo

SEC TOURNEY CHAMPS

NCAA SEMIFINALISTS

# 2003

Overall Record 9-12  
SEC 2-9

## THE RESULTS

Tennessee Tech	W	7-0
The Citadel	W	7-0
Murray State	W	7-0
Tennessee-Martin	W	7-0
ETSU	W	6-1
Louisville	L	4-2
at Duke	L	4-3
Austin Peay	W	5-0
at Kentucky*	L	6-1
at Vanderbilt*	L	7-0
Alabama*	W	4-1
Auburn*	L	5-2
LSU*	L	4-3
Arkansas*	W	4-3
vs. Georgia Southern	W	4-3
Mississippi State*	L	6-1
Mississippi*	L	4-3
at Florida*	L	6-1
at South Carolina*	L	4-2
at Georgia*	L	6-1

### SEC Tournament @ Mississippi

[R1] Auburn	L	4-3
-------------	---	-----

## THE STATS

**Coach:** Michael Fancutt  
SEC Finish: 6 in East  
Final ITA Ranking: 55  
Longest Winning Streak: 5  
Longest Losing Streak: 6  
Shutouts: 5  
Consecutive Shutouts: 4

## HONORS

• **All-SEC**  
Mark Dietrich  
Simon Rea

# 2004

Overall Record 14-9  
SEC 6-5

## THE RESULTS

Memphis	W	6-1
UT-Martin	W	7-0
Georgia Southern	W	7-0
Virginia	L	4-3
William & Mary	L	4-3
ETSU	W	4-3
Duke	W	4-3
at Arkansas*	W	4-3
at LSU*	L	4-3
at The Citadel	W	5-2
at College of Charleston	W	6-1
at Mississippi*	L	5-2
at Mississippi State*	W	4-3
South Carolina*	L	4-3
Florida*	W	5-2
Vanderbilt*	W	5-2
Kentucky*	L	4-3
Georgia*	W	5-2
at Auburn*	L	5-2
at Alabama*	W	4-3

### SEC Tournament @ Vanderbilt

[R1] Mississippi State	L	4-3
------------------------	---	-----

### NCAA Tournament

[64] Wichita State (R)	W	4-1
[32] at Arkansas (R)	L	4-1

## THE STATS

**Coach:** Michael Fancutt  
SEC Finish: 4 in East  
Final ITA Ranking: 21  
Longest Winning Streak: 3  
Longest Losing Streak: 2  
Shutouts: 2  
Consecutive Shutouts: 2

## HONORS

• **All-America**  
Simon Rea  
Damien Spizzo

• **All-SEC**  
Simon Rea  
Damien Spizzo

RECORDS

RESULTS

TEAM HONORS

INDIVIDUAL HONORS

ECT.



## 2005

**Overall Record** 16-9

**SEC** 6-5

### THE RESULTS

The Citadel*	W	7-0
UNC-Greensboro*	W	6-1
Memphis*	W	5-2
at Virginia	L	6-1
ETSU*	W	6-1
at Duke	L	6-1
Auburn	W	4-3
Alabama	W	6-1
Arkansas*	W	5-2
LSU	W	4-3
at Central Florida	W	5-2
Mississippi	L	4-3
Mississippi State	W	4-3
at South Carolina	L	6-1
at Florida	L	6-1
at Vanderbilt	L	4-3
at Kentucky	W	5-2
at Georgia	L	6-1

#### SEC Tournament @ Georgia

[R1] vs. Alabama	W	4-2
[Q] vs. South Carolina	W	4-2
[S] vs. Mississippi	W	4-2
[F] vs. Florida	L	4-2

#### NCAA Tournament

[64] ETSU (R)	W	4-0
[32] Ohio State (R)	W	4-2
[16] vs. UCLA (N)	L	4-1

### THE STATS

**Coach:** Chris Mahony  
 SEC Finish: T-3rd in East  
 Final ITA Ranking: 11  
 Longest Winning Streak: 15  
 Longest Losing Streak: 3  
 Shutouts: 2  
 Consecutive Shutouts: --

### HONORS

- **All-America**  
 Ockie Oosthuizen  
 Ben Rogers
- **All-SEC**  
 Mark Dietrich  
 Ockie Oosthuizen  
 Ben Rogers

## 2006

**Overall Record** 9-11

**SEC** 3-8

### THE RESULTS

vs. Michigan State*	W	5-2
at Ohio State*	L	5-2
ETSU*	W	4-3
UNC-Greensboro*	W	7-0
Memphis*	W	4-2
Furman*	W	6-1
at LSU	L	4-3
at Arkansas*	L	5-2
Florida	W	4-3
South Carolina	W	4-1
at Miami (Fla.)	L	7-0
at Florida Atlantic	W	6-0
at Alabama	L	5-2
at Auburn	L	5-2
Vanderbilt*	L	4-3
Kentucky*	L	5-2
at Mississippi*	L	4-0
at Mississippi State	W	6-1
Georgia	L	5-2

#### SEC Tournament @ Alabama

[R1] vs. South Carolina	L	4-3
-------------------------	---	-----

### THE STATS

**Coach:** Chris Mahony  
 SEC Finish: 5th in East  
 Final ITA Ranking: 50  
 Longest Winning Streak: 4  
 Longest Losing Streak: 5  
 Shutouts: 2  
 Consecutive Shutouts: --

### HONORS

--

## 2007

**Overall Record** 17-8

**SEC** 7-4

### THE RESULTS

UT-Chattanooga*	W	7-0
Memphis*	W	7-0
Louisville*	W	7-0
at Illinois*	L	4-3
Ohio State*	L	4-0
ETSU*	W	6-1
Morehead State*	W	7-0
Furman*	W	4-3
LSU	L	4-3
Arkansas*	W	7-0
at Florida	L	4-3
at South Carolina	W	7-0
The Citadel*	W	6-1
Murray State*	W	7-0
Alabama	W	5-2
Auburn	W	5-2
at Vanderbilt	W	6-1
at Kentucky	W	6-1
Mississippi*	L	4-3
Mississippi State	W	5-2
at Georgia	L	6-1

#### SEC Tournament @ LSU

[R1] vs. Arkansas	W	4-1
[R2] vs. LSU	L	4-2

#### NCAA Tournament

[64] vs. Miami (R)	W	4-3
[32] vs. Ohio State (R)	L	4-1

### THE STATS

**Coach:** Sam Winterbotham  
 SEC Finish T-2nd in East  
 Final ITA Ranking 25  
 Longest Winning Streak: 7  
 Longest Losing Streak: 2  
 Shutouts: 7  
 Consecutive Shutouts: 3

### HONORS

- **All-America**  
 Kaden Hensel
- **All-SEC**  
 Kaden Hensel  
 Davey Sandgren

## 2008

**Overall Record** 23-4

**SEC** 9-2

### THE RESULTS

Furman*	W	7-0
The Citadel*	W	7-0
ETSU*	W	5-2
UNC Wilmington*	W	7-0
Clemson*	W	4-3
Illinois*	W	4-3
at Louisville	W	5-2
at Kentucky	W	6-1
Middle Tennessee*	W	5-2
Murray State*	W	7-0
Mississippi*	L	4-3
Mississippi State	W	5-2
at South Carolina	W	6-1
Virginia Tech*	W	4-3
at Florida	L	4-3
at Arkansas	W	7-0
LSU	W	6-1
at Auburn	W	4-3
at Alabama	W	5-1
Vanderbilt	W	6-1
Kentucky	W	7-0
Georgia	W	4-3

#### SEC Tournament @ Arkansas

[Q] vs. LSU	W	4-2
[S] vs. Mississippi	L	4-2

#### NCAA Tournament

[64] Furman (R)	W	4-0
[32] Virginia Tech* (R)	W	4-0
[16] vs. Baylor (N)	L	4-1

### THE STATS

**Coach:** Sam Winterbotham  
 SEC Finish: T-2nd in East  
 Final ITA Ranking: 9  
 Longest Winning Streak: 10  
 Longest Losing Streak: 1  
 Shutouts: 8  
 Consecutive Shutouts: 2 (2x)

### HONORS

- SEC Coach of the Year:** Sam Winterbotham
- SEC Freshman of the Year:** JP Smith
- NCAA Singles Finalist:** JP Smith
- **All-America**  
 Kaden Hensel  
 John-Patrick Smith
- **All-SEC**  
 Boris Conkic  
 Kaden Hensel  
 John-Patrick Smith
- **SEC All-Freshman Team\***  
 Boris Conkic  
 Matteo Fago  
 John-Patrick Smith  
 \* first year for award

# 2009

Overall Record 23-7  
SEC 8-3

## THE RESULTS

East Tennessee State	W	6-1
Tennessee Wesleyan	W	5-0
Harvard (K)	W	7-0
at Illinois (K)	W	4-3
Baylor (I)	W	4-0
Ohio State (I)	W	4-3
Virginia (I)	L	0-4
Kentucky	L	2-4
at Mississippi State	W	5-2
at Mississippi	L	1-6
South Carolina	W	4-1
Florida	W	6-1
Penn State	W	4-0
Texas Tech	W	4-2
Auburn	W	4-2
Alabama	W	4-2
Arkansas	W	6-1
at LSU	W	4-1
Alabama	W	4-2
Auburn	W	4-1
at Kentucky	L	3-4
at Vanderbilt	W	4-3
at Georgia	L	2-5

### SEC Tournament @ Auburn

[Q] Kentucky	W	4-2
[S] Georgia	W	4-1
[F] Mississippi	L	2-4

### NCAA Tournament

[64] East Tennessee State (R)	W	
4-1		
[32] Duke (R)	W	4-1
[16] Texas (N)	L	3-4

## THE STATS

**Coach:** Sam Winterbotham  
SEC Finish: 2nd in East  
Final ITA Ranking: 8  
Longest Winning Streak: 10  
Longest Losing Streak: 1  
Shutouts: 4  
Consecutive Shutouts: 2

## HONORS

**ITA Doubles Team of the Year:**  
John-Patrick Smith/Davey Sandgren  
**NCAA Doubles Finalists:**  
John-Patrick Smith/Davey Sandgren

- **All-America**  
Davey Sandgren  
John-Patrick Smith
- **All-SEC**  
Boris Conkic  
Matteo Fago  
John-Patrick Smith

# 2010

Overall Record 31-2  
SEC 11-0

## THE RESULTS

East Tennessee State	W	7-0
Chattanooga	W	7-0
Utah (K)	W	7-0
South Carolina (K)	W	4-0
MTSU	W	7-0
The Citadel	W	6-1
Illinois	W	6-1
vs. Illinois (I)	W	4-0
vs. UCLA (I)	W	4-2
vs. Texas (I)	W	4-1
vs. Virginia (I)	L	1-4
at Wake Forest	W	4-3
at Auburn	W	7-0
at Alabama	W	4-1
Vanderbilt	W	6-1
Kentucky	W	6-1
LSU	W	7-0
Louisville	W	7-0
at Arkansas	W	6-1
Mississippi	W	7-0
Mississippi State	W	5-2
at Florida	W	4-3
at South Carolina	W	6-1
Georgia	W	6-1

### SEC Tournament @ Kentucky

[Q] LSU	W	4-0
[S] Mississippi	W	4-0
[F] Florida	W	4-0

### NCAA Tournament

[64] Winthrop (R)	W	4-0
[32] East Tenn. State (R)	W	4-1
[16] Louisville (N)	W	4-0
[Q] Baylor (N)	W	4-0
[S] at Georgia (N)	W	4-1
[F] Southern California	L	2-4

## THE STATS

**Coach:** Sam Winterbotham  
SEC Finish: 1st overall; 1st in East  
Final ITA Ranking: 2  
Longest Winning Streak: 21  
Longest Losing Streak: 1  
Shutouts: 16  
Consecutive Shutouts: 5

## HONORS

**SEC Coach of the Year:** Sam Winterbotham  
**SEC Player of the Year:** JP Smith  
**SEC Freshman of the Year:** Rhyne Williams  
**NCAA Doubles Finalists:**  
John-Patrick Smith/Davey Sandgren

- **All-America**  
Davey Sandgren  
John-Patrick Smith  
Rhyne Williams
- **All-SEC**  
Boris Conkic  
Davey Sandgren  
Tennys Sandgren  
John-Patrick Smith  
Rhyne Williams
- **SEC All-Freshman Team**  
Rhyne Williams  
Tennys Sandgren

**SEC CHAMPIONS**  
**SEC TOURNEY CHAMPS**  
**NCAA FINALISTS**  
**ITA INDOORS FINALISTS**

# 2011

Overall Record 24-5  
SEC 10-1

## THE RESULTS

East Tennessee State	W	7-0
San Diego (K)	W	6-1
Clemson (K)	W	7-0
at Illinois	W	5-2
at Duke	W	7-0
Louisville	W	7-0
Georgia (I)	W	4-2
UCLA (I)	W	4-1
Duke (I)	W	4-2
Virginia (I)	L	0-4
Wake Forest	W	6-1
Alabama	W	6-1
Auburn	W	5-2
at Kentucky	W	4-2
at Vanderbilt	W	4-3
at Baylor	L	3-4
Arkansas	W	7-0
at LSU	W	4-3
at Mississippi State	L	1-6
at Mississippi	W	4-3
South Carolina	W	7-0
Florida	W	7-0
at Georgia	W	4-3

### SEC Tournament @ Florida

[Q] Mississippi	W	4-1
[S] at Florida	L	2-4

### NCAA Tournament

[64] Radford (R)	W	4-0
[32] Virginia Tech (R)	W	4-0
[16] California (N)	W	4-2
[Q] Georgia (N)	L	3-4

## THE STATS

**Coach:** Sam Winterbotham  
SEC Finish: T-1st overall; T-1st in East  
Final ITA Ranking: 4  
Longest Winning Streak: 9  
Longest Losing Streak: 1  
Shutouts: 9  
Consecutive Shutouts: 2

## HONORS

**SEC Athlete of the Year:** JP Smith  
**SEC Player of the Year:** JP Smith  
**NCAA Singles Finalist:** Rhyne Williams  
**ITA Doubles Team of the Year:**  
John-Patrick Smith/Boris Conkic

- **All-America**  
Boris Conkic (D)  
Tennys Sandgren (S)  
John-Patrick Smith (S,D)  
Rhyne Williams (S)
- **All-SEC**  
Boris Conkic  
Tennys Sandgren  
John-Patrick Smith  
Rhyne Williams

**SEC CHAMPIONS**  
**ITA INDOORS FINALISTS**

# 2012

Overall Record 15-14  
SEC 5-6

## THE RESULTS

Memphis	L	3-4
Eastern Kentucky	W	6-1
Georgia Tech	W	5-2
Michigan State (K)	W	4-2
Mississippi (K)	W	4-3
Illinois	L	1-4
Duke	L	1-6
Southern California (I)	L	0-4
UCLA (I)	L	0-4
Pepperdine (I)	L	2-4
Clemson	W	4-3
Texas Tech	W	4-0
Boise State	W	4-1
at Florida	L	3-4
at South Carolina	W	5-2
Mississippi	L	2-5
Mississippi State	L	3-4
Baylor	W	4-3
LSU	W	4-3
at Arkansas	W	5-2
Vanderbilt	W	5-2
Kentucky	L	0-7
at Auburn	W	5-2
at Alabama	L	1-6
Georgia	L	0-7

### SEC Tournament @ Mississippi State

[R1] Alabama	W	4-1
[Q] at Mississippi State	L	2-4

### NCAA Tournament

[64] UNC Wilmington	W	4-1
[32] North Carolina	L	0-4

## THE STATS

**Coach:** Sam Winterbotham  
SEC Finish: 4th in East  
Final ITA Ranking: 20  
Longest Winning Streak: 4 (2x)  
Longest Losing Streak: 5  
Shutouts: 1  
Consecutive Shutouts: --

## HONORS

• **All-SEC**  
Mikelis Libietis  
Hunter Reese

• **SEC All-Freshman Team**  
Mikelis Libietis  
Hunter Reese

RECORDS

RESULTS

TEAM HONORS

INDIVIDUAL HONORS

ECT.



## 2013

**Overall Record** 26-9

**SEC** 8-4

### THE RESULTS

Tennessee Tech	W	4-0
Alabama-Huntsville	W	7-0
Oklahoma State	W	4-0
Belmont	W	7-0
Eastern Kentucky	W	4-0
Murray State	W	4-0
Murray State	W	6-0
at Illinois (K)	W	4-0
North Carolina (K)	W	4-1
at Illinois	W	4-0
Duke	L	1-4
Wake Forest	W	4-3
UCLA (I)	L	1-4
Mississippi (I)	L	1-4
Texas A&M (I)	W	4-3
at Georgia	L	1-4
at Georgia Tech	W	4-0
at Mississippi State	W	4-2
at Mississippi	L	2-4
South Carolina	W	4-1
Florida	L	3-4
at Kentucky	W	4-2
Vanderbilt	W	4-2
Texas A&M	W	4-3
at Arkansas	W	4-0
at LSU	L	3-4
Alabama	W	4-1
Auburn	W	4-0

#### SEC Tournament @ Mississippi

[Q] Vanderbilt	W	4-1
[S] Florida	W	4-2
[F] Georgia	L	0-4

#### NCAA Tournament

[64] South Carolina State	W	4-0
[32] Clemson	W	4-3
[16] Mississippi State	W	4-2
[Q] Virginia	L	0-4

### THE STATS

**Coach:** Sam Winterbotham  
**SEC Finish:** 2nd in East  
**Final ITA Ranking:** 6  
**Longest Winning Streak:** 10  
**Longest Losing Streak:** 2  
**Shutouts:** 13  
**Consecutive Shutouts:** 8

### HONORS

#### ITA National Coach of the Year:

Sam Winterbotham

#### ITA National Assistant Coach of the Year:

Chris Woodruff

#### ITA National Player to Watch:

Mikelis Libietis

#### SEC Player of the Year:

Mikelis Libietis

#### • All-America

Mikelis Libietis (S,D)  
 Hunter Reese (D)

#### • All-SEC

Mikelis Libietis  
 Hunter Reese  
 Jarryd Chaplin

## 2014

**Overall Record** 19-11

**SEC** 6-6

### THE RESULTS

Tennessee Tech	W	7-0
Eastern Kentucky	W	7-0
ETSU	W	5-2
Murray State	W	7-0
Michigan State (K)	W	4-1
VCU (K)	W	4-0
at Oklahoma State	L	2-4
at Tulsa	W	4-3
Duke	W	4-2
Wake Forest	W	4-1
Southern California (I)	L	1-4
Texas A&M (I)	L	1-4
Pepperdine (I)	W	4-1
Georgia	L	0-4
Georgia Tech	W	4-1
Ole Miss	L	1-4
Mississippi State	W	4-3
at Florida	L	0-4
at South Carolina	W	4-0
at Vanderbilt	L	1-4
Kentucky	L	1-4
at Texas A&M	L	0-4
LSU	W	4-1
Arkansas	W	4-0
at Auburn	W	4-2
at Alabama	W	4-2

#### SEC Tournament @ Mississippi

[R2] Ole Miss	L	2-4
---------------	---	-----

#### NCAA Tournament

[64] Elon	W	4-1
[32] Duke	W	4-2
[16] UCLA	L	0-4

### THE STATS

**Coach:** Sam Winterbotham  
**SEC Finish:** 6th overall  
**Final ITA Ranking:** 18  
**Longest Winning Streak:** 6  
**Longest Losing Streak:** 3  
**Shutouts:** 6  
**Consecutive Shutouts:** 2

### HONORS

#### NCAA Doubles Champions:

Mikelis Libietis/Hunter Reese

#### • All-America

Mikelis Libietis (D)  
 Hunter Reese (D)

#### • All-SEC

Mikelis Libietis  
 Hunter Reese

## 2015

**Overall Record** 14-13

**SEC** 5-7

### THE RESULTS

North Florida	W	5-2
Southern Illinois	W	6-1
Elon	W	5-2
Mercer	W	6-1
Columbia (K)	L	4-3
Oklahoma State (K)	L	4-1
at Duke	L	5-2
at Wake Forest	L	5-2
Tennessee Tech	W	6-1
Tennessee Tech	W	4-0
at Troy	W	4-3
at Georgia Tech	W	4-3
at LSU	L	4-0
at Texas A&M	L	4-1
at Kentucky	W	4-3
Georgia	L	4-0
South Carolina	W	4-1
at Vanderbilt	L	4-1
Alabama	W	4-0
Mississippi State	L	4-3
at Ole Miss	L	4-0
at Arkansas	W	4-0
Auburn	W	4-1
Florida	L	4-1

#### SEC Tournament @ Texas A&M

[R2] Alabama	W	4-3
[QF] Georgia	L	4-0

#### NCAA Tournament

[64] Stanford	L	4-2
---------------	---	-----

### THE STATS

**Coach:** Sam Winterbotham  
**SEC Finish:** 8th overall  
**Final ITA Ranking:** 43  
**Longest Winning Streak:** 4  
**Longest Losing Streak:** 4  
**Shutouts:** 3  
**Consecutive Shutouts:** --

### HONORS

#### • All-America

Mikelis Libietis (S,D)  
 Hunter Reese (D)

#### • All-SEC

Mikelis Libietis

## 2016

**Overall Record** 12-17

**SEC** 0-12

### THE RESULTS

Southern Illinois	W	7-0
Eastern Kentucky	W	6-1
North Florida	W	4-1
Mercer	W	7-0
Cal Poly	W	4-2
at Wake Forest	L	4-0
Duke	L	4-3
Wake Forest	L	7-0
Georgia Tech	L	4-0
Tennessee Tech	W	4-3
Ole Miss	L	5-2
Arkansas	L	5-2
at Alabama *	L	5-2
at Mississippi State *	L	6-1
Vanderbilt	L	4-3
at Georgia *	L	5-2
at South Carolina *	L	4-2
Kentucky	L	5-2
Murray State	W	3-0
Murray State	W	3-0
Murray State	W	5-0
Murray State	W	5-0
Austin Peay	W	7-0
LSU	L	4-3
Texas A&M	L	5-2
at Auburn	L	6-1
at Florida	L	6-1

#### SEC Tournament @ South Carolina

[R1] Auburn	W	4-3
[R2] Kentucky	L	4-3

### THE STATS

**Coach:** Sam Winterbotham  
**SEC Finish:** 13th overall  
**Final ITA Ranking:** NR  
**Longest Winning Streak:** 5  
**Longest Losing Streak:** 8  
**Shutouts:** 7  
**Consecutive Shutouts:** 5

### HONORS

#### • All-SEC

Luis Valero (2nd team)

# 2017

**Overall Record** 13-14

**SEC** 3-9

## THE RESULTS

Southern Illinois	W	6-1
Eastern Kentucky	W	6-1
North Florida	W	5-2
Austin Peay	W	7-0
at Georgia Tech	L	7-0
at Harvard	W	5-2
vs. Cornell	L	4-3
Tennessee Tech	W	6-1
Tulsa	W	7-0
at Duke	L	4-0
Wake Forest	L	6-1
Lipscomb	W	7-0
at Kentucky	L	4-0
at Vanderbilt	L	4-3
Arkansas	L	4-3
Ole Miss	W	4-3
Georgia	L	4-3
at Texas A&M	L	7-0
at Auburn	L	5-2
at Mississippi State	L	6-1
South Carolina	L	4-3
Florida	L	6-1
Alabama	W	4-2
Charlotte	W	4-3
at LSU	W	4-3

### SEC Tournament @ Tennessee

[R2] Kentucky	W	4-2
[QF] Texas A&M	L	4-1

## THE STATS

**Coach:** Sam Winterbotham\*

SEC Finish: 8th overall

Final ITA Ranking: 43

Longest Winning Streak: 4

Longest Losing Streak: 6

Shutouts: 3

## HONORS

### • All-SEC

Timo Stodder

\* **Note:** Chris Woodruff was promoted to head coach on May 19 before the NCAA Singles Championships.

RECORDS

RESULTS

TEAM HONORS

INDIVIDUAL HONORS

ECT.



# SERIES RECORDS VS. OPPONENTS

RECORDS BASED ON 1927-41 & 1963-2015

School	W	L	First Meeting	Last Meeting
Air Force	1	0	1990	1990
Alabama	42	15	1934	2017
Alabama-Birmingham	1	2	1993	1996
Alabama Huntsville	1	0	2013	2013
Amherst	1	0	1971	1971
Appalachian State	1	0	1984	1984
Arizona	0	1	1973	1973
Arizona State	3	1	1991	1993
Arkansas	25	15	1973	2017
Arkansas-Little Rock	0	1	1985	1985
Auburn	39	17	1964	2017
Austin Peay	8	0	1972	2017
Baylor	6	2	1984	2012
Belmont	1	0	2013	2013
Berea	1	0	1941	1941
Birmingham Southern	3	1	1936	1941
Boise State	1	0	2012	2012
BYU	1	0	1981	1981
BYU-Hawaii	1	0	1993	1993
California	3	3	1988	2011
California-Irvine	2	2	1985	1990
Cal Poly	1	0	2016	2016
Carson-Newman	8	0	1927	1941
Central Florida	1	0	2005	2005
Central Texas	1	0	1974	1974
Centre	5	0	1937	1941
Charlotte	1	0	2017	2017
Chattanooga	16	1	1972	2010
Cincinnati	4	1	1964	1974
The Citadel	11	0	1968	2010
Clemson	16	7	1965	2013
College of Charleston	1	0	2004	2004
Colorado	1	0	1990	1990
Columbia	0	1	2015	2015
Columbus*	1	0	1971	1972
Cornell	0	1	2017	2017
Cumberland	2	0	1938	1938
David Lipscomb	2	1	1963	1965
DePauw	0	1	1941	1941
Duke	13	11	1975	2017
East Tennessee State	25	3	1963	2014
Eastern Kentucky	11	0	1967	2017
Elon	2	0	2014	2015
Emory	1	1	1933	1985
Emory & Henry	3	1	1935	1938
Florida	25	33	1965	2017
Florida Atlantic	1	0	2006	2006
Florida Southern	1	0	1965	1965
Florida State	4	1	1966	1967
Fresno State	3	0	1990	1995
Furman	16	0	1965	2008
Georgia	24	52	1963	2017
Georgia Southern	2	0	2003	2004
Georgia Tech	22	16	1927	2017
Harvard	6	1	1986	2017
Hawaii-Hilo	1	0	1993	1993
Hawaii Pacific	2	0	1998	2002
Houston	1	1	1978	1979
Howard	0	1	1928	1928
Illinois	11	4	1966	2013
Indiana	8	1	1971	1999
Indiana State	1	0	1972	1972
Iowa	1	1	1977	1980
Jacksonville	1	0	2000	2000
Kalamazoo	2	0	1967	1980
Kansas	6	3	1974	1995
Kentucky	49	43	1930	2017
Knoxville RC	1	0	1972	1972
Lamar Tech	1	1	1967	1977
Lehigh	1	0	2000	2000
Lipscomb	1	0	2017	2017
Lincoln Memorial	1	0	1928	1928
Long Beach State	3	1	1970	1970
Los Angeles State	1	0	1970	1970
Louisiana-Lafayette	12	2	1979	1992
Louisiana-Monroe	6	1	1978	1988
LSU	29	28	1965	2017

School	W	L	First Meeting	Last Meeting
Louisiana Tech	1	0	1983	1983
Louisville	8	1	1985	2011
Maryland	1	1	1985	1985
Md.-Baltimore County	1	0	2001	2001
Maryville*	17	3	1927	1941
Memphis	9	1	1964	2012
Mercer	3	0	1964	2016
Miami (Fla.)	9	9	1967	2007
Miami (Ohio)	8	0	1970	1996
Michigan	10	3	1975	1996
Michigan State	4	0	1998	2014
Middle Tennessee	15	1	1963	2010
Milligan	2	1	1939	1941
Minnesota	5	0	1990	1995
Mississippi	26	28	1940	2017
Mississippi A&M	1	1	1933	1933
Mississippi College	0	1	1935	1935
Mississippi State	34	22	1937	2017
Morehead State	1	0	2007	2007
Murray State	20	0	1967	2016
New Mexico State	0	1	1977	1977
North Carolina	8	11	1930	2013
UNC Greensboro	2	0	2005	2006
North Carolina State	3	0	1981	1986
UNC Wilmington	2	0	2008	2012
North Florida	3	0	2015	2017
Northwestern	3	0	1970	1995
Notre Dame	2	0	1991	1993
Ohio	1	0	1983	1983
Ohio State	8	3	1982	2009
Ohio Wesleyan	1	0	1966	1966
Oklahoma	1	1	1975	1994
Oklahoma City	1	0	1970	1970
Oklahoma State	5	4	1977	2015
Pan American	2	2	1974	1978
Penn State	2	0	1989	2009
Pepperdine	4	6	1979	2014
Presbyterian	3	2	1941	1973
Princeton	1	0	1999	1999
Purdue	2	0	1985	1986
Radford	1	0	2011	2011
Redlands	0	1	1970	1970
Rice	3	0	1986	1992
Samford	1	0	1994	1994
San Diego	2	1	1973	1992
San Diego State	1	0	2002	2002
Sewanee*	2	5	1930	1966
South Alabama	1	1	1997	2001
South Carolina	33	20	1968	2017
South Carolina State	1	0	2013	2013
South Florida	8	0	1966	2000
Southern California	1	6	1970	2014
Southern Illinois	16	7	1968	2017
SIU-Edwardsville	1	0	1984	1984
Southern Methodist	4	2	1978	1995
Southwest Texas State	1	0	1980	1980
Stanford	1	5	1988	2015
Stetson	1	0	1965	1965
Temple	1	0	1989	1989
Tennessee Tech	16	0	1935	2017
Tennessee Martin	2	0	2003	2004
Tennessee Wesleyan	8	1	1928	2009
Texas	6	8	1974	2010
Texas A&M	5	9	1974	2017
Texas Christian	5	0	1983	2001
Texas-El Paso	1	0	1990	1990
Texas Tech	4	0	1975	2012
Toledo	1	0	1967	1967
Trinity	4	10	1974	1990
Troy	1	0	2015	2015
Tusculum	8	1	1936	1941
Tulane	2	1	1967	2001
Tulsa	4	0	1982	2017
UCLA	4	11	1970	2014
Union	2	0	1935	1964
UNLV	2	0	1989	1999
Utah	1	0	2010	2010

School	W	L	First Meeting	Last Meeting
Vanderbilt	55	15	1927	2017
Virginia	6	6	1969	2013
Virginia Commonwealth	3	3	1993	2014
Virginia Tech	8	1	1980	2011
Wake Forest	12	5	1975	2017
Washington	1	0	1993	1993
Washington (Mo.)	1	0	1964	1964
Wayne	0	1	1937	1937
West Virginia	1	0	1984	1984
Western Kentucky	2	0	1968	1972
Wichita State	2	2	1981	2004
William & Mary	3	1	1971	2004
Winthrop	1	0	2010	2010
Wisconsin	3	0	1970	1991
Wittenberg	1	0	1965	1965
Xavier	1	0	1934	1934

\*Record includes one tie

# ALL-TIME RESULTS VS. OPPONENTS

RECORDS BASED ON 1927-41 & 1963-2013

## AIR FORCE (1-0)

1990	W	9-0
------	---	-----

## ALABAMA (42-15)

1930	L	5-1
1934	L	6-1
1966	W	8-1
1967	W	9-0
1968	W	9-0
1971	W	5-4
1972	W	6-3
1975	W	6-3
1976	L	6-3
1977	L	7-2
1978	W	8-1
1980	W	7-2
1981	L	7-2
1982	W	7-2
1983	W	6-3
1984	L	5-4
1984	W	5-4
1985	W	5-4
1986	L	5-4
1987	W	6-3
1987	W	5-4
1988	W	7-2
1989	W	6-3
1989	L	6-3
1990	W	6-0
1991	W	5-1
1992	L	6-0
1993	L	5-2
1994	W	6-1
1995	W	5-2
1996	W	5-2
1997	L	7-0
1998	W	5-2
1999	L	4-3
2000	W	6-1
2001	W	4-3
2001	W	4-2
2002	W	4-2
2003	W	4-1
2004	W	4-3
2005	W	6-1
2005	W	4-2
2006	L	5-2
2007	W	5-2
2008	W	5-1
2009	W	4-2
2009	W	4-2
2010	W	4-1
2011	W	6-1
2012	L	6-1
2012	W	4-1
2013	W	4-1
2014	W	4-2
2015	W	4-0
2015	W	4-3
2016	L	5-2
2017	W	4-2

## ALABAMA-BIRMINGHAM (1-2)

1993	W	5-2
1994	L	5-2
1996	L	4-0

## ALABAMA-HUNTSVILLE (1-0)

2013	W	7-0
------	---	-----

## AMHERST (1-0)

1971	W	9-0
------	---	-----

## APPALACHIAN ST. (1-0)

1984	W	8-1
------	---	-----

## ARIZONA (0-1)

1973	L	8-1
------	---	-----

## ARIZONA ST. (3-1)

1979	W	7-2
1991	W	5-3
1991	L	5-3
1992	W	7-2
1993	W	5-1

## ARKANSAS (25-15)

1973	W	5-4
1978	W	5-4
1980	L	6-3
1980	L	6-3
1981	L	6-3
1982	L	5-4
1983	L	5-4
1984	L	5-4
1986	L	6-3
1992	W	5-1
1992	W	5-4
1993	L	5-2
1994	L	5-2
1994	W	4-3
1995	W	5-2
1996	W	4-3
1997	L	5-2
1998	W	4-3
1998	W	4-2
1999	W	4-1
2000	W	6-1
2001	W	4-3
2002	L	4-3
2003	W	4-3
2004	W	4-3
2004	L	4-1
2005	W	5-2
2006	L	5-2
2007	W	7-0
2007	W	4-1
2008	W	7-0
2009	W	6-1
2010	W	6-1
2011	W	7-0
2012	W	5-2
2013	W	4-0
2014	W	4-0
2015	W	4-0
2016	L	5-2
2017	L	4-3

## ARKANSAS-LR (0-1)

1985	L	5-4
------	---	-----

## AUBURN (39-17)

1964	W	9-0
1974	W	7-2
1975	W	7-2
1976	W	5-4

1977	L	5-4
1978	L	5-4
1979	W	8-1
1980	W	7-2
1981	L	5-4
1982	W	7-2
1983	L	7-2
1984	L	5-1
1984	W	5-4
1985	W	7-2
1986	L	5-4
1987	W	5-4
1988	W	7-2
1989	W	6-3
1990	W	5-4
1990	W	6-0
1991	L	5-4
1992	W	5-1
1993	W	7-0
1993	W	7-0
1994	W	4-3
1995	W	4-3
1995	W	4-2
1996	L	4-3
1997	L	5-2
1998	W	4-3
1998	L	4-3
1999	W	4-3
1999	W	4-0
2000	W	5-2
2000	W	4-0
2001	W	4-3
2002	L	4-3
2002	W	4-1
2003	L	5-2
2003	L	4-3
2004	L	5-2
2005	W	4-3
2006	L	5-2
2007	W	5-2
2008	W	4-3
2009	W	4-2
2009	W	4-1
2010	W	7-0
2011	W	5-2
2012	W	5-2
2013	W	4-0
2014	W	4-2
2015	W	4-1
2016	L	6-1
2016	W	4-3
2017	L	5-2

## AUSTIN PEAY (8-0)

1972	W	7-2
1974	W	9-0
1979	W	8-1
1980	W	9-0
1982	W	6-3
2003	W	5-0
2016	W	7-0
2017	W	7-0

## BAYLOR (6-2)

1984	W	9-0
1999	W	4-3
2000	W	6-2
2008	L	4-1
2009	W	4-3
2010	W	4-0
2011	L	4-3
2012	W	4-3

## BELMONT (1-0)

2013	W	7-0
------	---	-----

## BEREA COLLEGE (1-0)

1941	W	4-3
------	---	-----

## BIRMINGHAM SOUTHERN (3-1)

1936	W	5-2
1938	L	4-3
1940	W	4-2
1941	W	4-3

## BYU (1-0)

1981	W	9-0
------	---	-----

## BYU-HAWAII (1-0)

1993	W	7-0
------	---	-----

## CALIFORNIA (3-3)

1979	L	8-1
1988	L	5-2
1989	L	7-2
1990	W	5-2
1992	W	5-0
2011	W	4-2

## CAL-IRVINE (2-2)

1973	L	7-2
1985	W	6-3
1988	L	5-2
1990	W	5-2

## CAL-POLY (1-0)

2016	W	4-2
------	---	-----

## CARSON-NEWMAN (8-0)

1927	W	5-0
1927	W	5-0
1932	W	6-1
1932	W	6-1
1933	W	6-1
1933	W	7-0
1939	W	6-1
1940	W	4-0

## CENTRAL FLORIDA (1-0)

2005	W	5-2
------	---	-----

## CENTRAL TEXAS (1-0)

1974	W	9-0
------	---	-----

## CENTRE COLLEGE (5-0)

1937	W	5-2
1940	W	7-0
1940	W	7-0
1941	W	6-0
1941	W	7-0

## CHARLOTTE (1-0)

2017	W	4-3
------	---	-----

## CHATTANOOGA (16-1)

1927	L	2-3
1934	W	5-1
1935	W	5-1
1935	W	5-2
1972	W	9-0
1974	W	9-0
1975	W	6-3
1976	W	5-4
1977	W	5-4
1978	W	7-2
1997	W	6-1
1999	W	7-0
2000	W	4-0
2001	W	7-0
2002	W	7-0
2007	W	7-0
2010	W	7-0

## CINCINNATI (4-1)

1964	W	9-0
1965	W	8-1
1972	W	9-0
1973	L	6-3
1974	W	8-1

## THE CITADEL (11-0)

1968	W	9-0
1978	W	9-0
1997	W	7-0
1999	W	7-0
2002	W	7-0
2003	W	7-0
2004	W	5-2
2005	W	7-0
2007	W	6-1
2008	W	7-0
2010	W	6-1

## CLEMSON (16-7)

1965	L	5-4
1968	L	5-4
1969	L	7-2
1977	L	9-0
1978	W	8-1
1980	L	5-4
1981	W	5-4
1986	L	7-2
1987	W	6-3
1987	W	5-4
1988	W	6-3
1989	W	5-4
1991	W	6-3
1992	L	6-3
1993	W	6-1
1994	W	4-3
1995	W	5-2
1996	W	4-3
1997	W	4-3
2008	W	4-3
2011	W	7-0
2012	W	4-3
2013	W	4-3

RECORDS

RESULTS

TEAM HONORS

INDIVIDUAL HONORS

ECT.



**COLL. OF CHARLESTON  
(1-0)**

2004	W	6-1
------	---	-----

**COLORADO  
(1-0)**

1990	W	6-0
------	---	-----

**COLUMBIA  
(0-1)**

2015	L	4-3
------	---	-----

**COLUMBUS COLLEGE  
(1-0-1)**

1971	T	4-4
1972	W	9-0

**CORNELL  
(0-1)**

2017	L	4-3
------	---	-----

**CUMBERLAND  
(2-0)**

1938	W	6-1
1938	W	7-0

**DAVID LIPSCOMB  
(2-1)**

1963	L	5-4
1964	W	7-2
1965	W	9-0

**DEPAUW  
(0-1)**

1941	L	5-2
------	---	-----

**DUKE  
(13-11)**

1975	W	6-3
1978	W	8-1
1982	L	6-0
1983	L	6-3
1984	W	7-2
1985	W	9-0
1986	W	5-4
1987	W	7-2
2001	L	5-2
2002	L	4-1
2002	W	4-1
2003	L	4-3
2004	W	4-3
2005	L	6-1
2009	W	4-1
2011	W	7-0
2011	W	4-2
2012	L	6-1
2013	L	4-1
2014	W	4-2
2014	W	4-2
2015	L	5-2
2016	L	4-3
2017	L	4-0

**ETSU  
(25-3)**

1937	L	4-3
1938	L	4-3
1939	L	4-3
1963	W	8-1
1963	W	8-0
1964	W	7-2
1967	W	9-0
1968	W	9-0
1970	W	9-0
1971	W	9-0
1972	W	9-0

1996	W	6-1
2000	W	7-0
2001	W	7-0
2002	W	6-1
2003	W	6-1
2004	W	4-3
2005	W	6-1
2005	W	4-0
2006	W	4-3
2007	W	6-1
2008	W	5-2
2009	W	6-1
2009	W	4-1
2010	W	7-0
2010	W	4-1
2011	W	7-0
2014	W	5-2

**EASTERN KENTUCKY  
(11-0)**

1967	W	6-3
1968	W	8-1
1971	W	9-0
1975	W	8-1
1976	W	6-3
1989	W	9-0
2012	W	6-1
2013	W	4-0
2014	W	4-1
2016	W	6-1
2017	W	6-1

**ELON  
(2-0)**

2014	W	4-1
2015	W	5-2

**EMORY  
(1-1)**

1933	L	5-1
1985	W	9-0

**EMORY & HENRY  
(3-1)**

1935	W	7-2
1936	L	4-3
1936	W	7-0
1938	W	4-3

**FLORIDA  
(25-33)**

1965	W	7-2
1966	W	7-2
1967	L	5-4
1968	L	8-1
1969	L	9-0
1970	W	7-2
1971	L	5-4
1972	W	5-4
1973	L	5-3
1974	L	5-4
1975	L	5-4
1976	L	7-2
1977	L	7-2
1978	L	5-4
1979	W	8-1
1981	L	5-4
1982	W	5-4
1983	W	6-3
1984	L	5-4
1985	W	7-2
1986	L	5-4
1987	W	6-3
1988	W	7-2
1989	W	8-1
1990	W	6-2
1991	W	5-1
1991	L	5-2

1992	L	6-3
1993	L	4-3
1994	L	6-1
1995	L	4-3
1996	W	4-3
1997	L	5-2
1997	L	5-0
1998	W	4-3
1999	L	5-2
2000	W	4-3
2001	W	6-1
2002	W	6-1
2002	W	4-0
2003	L	6-1
2004	W	5-2
2005	L	6-1
2005	L	4-2
2006	W	4-3
2007	L	4-3
2008	L	4-3
2009	W	6-1
2010	W	4-3
2010	W	4-0
2011	W	7-0
2011	L	4-2
2012	L	4-3
2013	L	4-3
2014	L	4-0
2015	L	4-1
2016	L	6-1
2017	L	6-1

**FLORIDA ATLANTIC  
(1-0)**

2006	W	6-0
------	---	-----

**FLORIDA SOUTHERN  
(1-0)**

1965	W	5-4
------	---	-----

**FLORIDA STATE  
(4-1)**

1966	L	5-4
1966	W	7-2
1967	W	7-2
1968	W	5-4
1976	W	6-3

**FRESNO ST.  
(3-0)**

1990	W	5-1
1991	W	5-0
1995	W	5-2

**FURMAN  
(16-0)**

1965	W	9-0
1969	W	7-2
1970	W	9-0
1972	W	8-1
1977	W	5-4
1978	W	6-3
1983	W	9-0
1984	W	8-1
1985	W	6-3
1986	W	5-4
1987	W	5-4
1998	W	6-1
2006	W	6-1
2007	W	4-3
2008	W	7-0
2008	W	4-0

**GEORGIA  
(24-52)**

1963	L	8-1
1965	L	6-3
1966	W	5-4

1967	W	5.5-3.5
1968	L	5-4
1969	L	8-1
1970	L	5-4
1971	L	9-0
1971	L	7-2
1972	L	6-3
1973	W	5-4
1973	L	7-2
1974	L	5-4
1975	L	6-3
1976	L	8-1
1977	L	7-2
1978	W	5-4
1979	W	6-3
1979	L	7-2
1980	W	5-4
1980	W	5-4
1981	L	6-3
1982	W	5-4
1982	L	6-3
1983	L	6-3
1983	W	7-2
1984	L	7-2
1984	W	6-3
1985	L	6-3
1985	L	6-3
1986	W	5-1
1986	L	6-3
1987	L	6-3
1988	L	8-1
1989	L	7-2
1990	W	5-2
1990	W	5-1
1991	L	5-1
1992	L	5-1
1993	W	4-2
1993	L	4-3
1994	L	5-2
1994	L	4-1
1995	L	5-2
1996	L	6-1
1997	L	7-0
1998	L	6-1
1999	L	4-3
2000	W	4-3
2000	L	4-3
2001	L	6-1
2001	L	4-3
2001	L	4-1
2002	W	4-3
2002	W	4-3
2003	L	6-1
2004	W	5-2
2005	L	6-1
2006	L	5-2
2007	L	6-1
2008	W	4-3
2009	L	2-5
2009	W	4-1
2010	W	4-1
2010	W	6-1
2011	W	4-2
2011	W	4-3
2011	L	4-3
2012	L	6-1
2013	L	4-1
2013	L	4-0
2014	L	4-0
2015	L	4-0
2015	L	4-0
2016	L	5-2
2017	L	4-3

**GEORGIA SOUTHERN  
(2-0)**

2003	W	4-3
2004	W	7-0

**GEORGIA TECH  
(22-16)**

1927	L	5-1
1928	L	5-1
1933	L	5-1
1936	L	7-0
1936	L	7-0
1963	L	8-1
1963	L	7-2
1964	L	7-2
1965	L	6-3
1966	L	6-2
1967	W	7-2
1968	L	5-4
1970	W	6-3
1971	L	5-4
1972	W	5-4
1973	W	8-1
1974	W	6-3
1985	W	7-2
1986	W	5-4
1987	W	6-3
1988	L	6-3
1989	W	6-3
1989	W	5-4
1990	W	7-2
1991	W	6-2
1992	W	5-1
1993	W	5-2
1994	W	6-1
1995	W	5-2
1996	W	4-1
1997	L	6-1
2012	W	5-2
2013	W	4-0
2014	W	4-1
2015	W	4-3
2016	L	4-0
2017	L	7-0

**HARVARD  
(6-1)**

1986	W	7-2
1987	W	5-1
1993	W	6-1
1999	L	6-1
1999	W	4-3
2009	W	7-0
2017	W	5-2

**HAWAII-HILO  
(1-0)**

1993	W	7-0
------	---	-----

**HAWAII-PACIFIC  
(2-0)**

1998	W	7-0
2002	W	6-0

**HOUSTON  
(1-1)**

1978	L	7-2
1979	W	5-4

**HOWARD COLLEGE  
(0-1)**

1928	L	3-2
------	---	-----

**ILLINOIS  
(11-4)**

1966	W	7-2
1984	W	7-2
1985	W	8-1
1999	L	4-2
2000	L	4-3
2001	W	4-3
2007	L	4-3

2008	W	4-3
2009	W	4-3
2010	W	6-1
2010	W	4-0
2011	W	5-2
2012	L	4-1
2013	W	4-0
2013	W	4-0

**INDIANA (8-1)**

1971	W	6-3
1984	W	9-0
1985	W	5-4
1986	W	7-2
1991	W	5-2
1994	W	5-2
1997	L	5-2
1998	W	5-2
1999	W	5-2

**INDIANA STATE (1-0)**

1972	W	7-2
------	---	-----

**IOWA (1-1)**

1977	L	5-4
1980	W	8-1

**JACKSONVILLE (1-0)**

2000	W	6-1
------	---	-----

**KALAMAZOO (2-0)**

1967	W	9-0
1980	W	8-1

**KANSAS (6-3)**

1974	W	6-3
1975	W	5-1
1985	W	5-1
1989	W	5-2
1991	L	5-4
1991	L	5-4
1992	W	6-3
1992	W	4-1
1995	L	4-3

**KENTUCKY (49-43)**

1930	L	4-2
1932	W	5-2
1934	L	4-2
1936	L	3-4
1936	L	5-4
1937	L	7-2
1937	L	7-0
1938	L	8-1
1938	L	0-9
1939	L	6-3
1939	L	6-3
1940	L	7-0
1940	L	6-3
1941	L	6-1
1941	L	6-1
1963	W	7-2
1963	W	7-2
1964	W	7-2
1965	W	6-3
1965	W	9-0
1966	W	7-2
1966	W	6-3
1967	W	9-0
1968	W	6-3
1969	W	5-4

1970	W	7-2
1971	W	7-2
1972	W	8-1
1974	W	6-3
1975	L	6-3
1976	L	6-3
1977	W	5-4
1978	W	6-3
1981	W	8-1
1982	W	6-3
1983	W	8-1
1984	W	8-1
1985	L	8-1
1985	W	8-1
1986	W	5-4
1986	L	7-2
1987	W	5-3
1987	W	5-4
1988	L	5-2
1988	L	5-1
1989	L	7-2
1990	W	5-3
1990	W	5-2
1991	W	5-3
1991	W	6-3
1992	L	5-4
1992	L	5-3
1992	L	5-1
1992	L	5-1
1993	L	4-3
1993	W	4-3
1994	W	5-2
1994	L	5-2
1994	W	4-1
1995	W	4-3
1995	L	4-2
1996	L	4-3
1996	W	4-2
1997	L	5-2
1997	L	4-1
1998	W	6-1
1999	W	5-2
2000	W	4-0
2001	W	4-0
2002	L	4-3
2002	L	4-2
2002	W	4-1
2003	L	6-1
2004	L	4-3
2005	W	5-2
2006	L	5-2
2007	W	6-1
2008	W	6-1
2008	W	7-0
2009	L	4-2
2009	L	4-3
2009	W	4-2
2010	W	6-1
2011	W	4-2
2012	L	7-0
2013	W	4-2
2014	L	4-1
2015	W	4-3
2016	L	5-2
2016	L	4-3
2017	L	4-0
2017	W	4-2

**KNOXVILLE RC (1-0)**

1972	W	7-2
------	---	-----

**LAMAR TECH (1-0)**

1967	W	4-2
1977	L	6-3

**LEHIGH (1-0)**

2000	W	7-0
------	---	-----

**LIPSCOMB (1-0)**

2017	W	7-0
------	---	-----

**LINCOLN MEMORIAL (2-0)**

1928	W	5-0
1928	W	5-0

**LONG BEACH STATE (3-1)**

1973	L	5-4
1979	W	7-2
1980	W	6-3
1987	W	5-3

**LOS ANGELES STATE (1-0)**

1970	W	8-1
------	---	-----

**LOUISIANA-LAFAYETTE (12-2)**

1979	W	8-1
1982	L	5-4
1983	W	7-2
1984	W	8-1
1985	W	7-2
1985	L	8-1
1985	W	6-3
1986	W	5-4
1987	W	6-3
1988	W	5-3
1989	W	6-0
1990	W	5-1
1991	W	6-2
1992	W	5-4

**LOUISIANA-MONROE (6-1)**

1978	W	7-2
1984	W	8-1
1985	L	8-1
1986	W	7-2
1986	W	5-4
1987	W	6-0
1988	W	7-2

**LSU (29-28)**

1965	W	9-0
1966	W	7-2
1967	W	9-0
1969	W	6-3
1970	W	8-1
1971	L	5-4
1972	W	8-1
1973	W	5-4
1974	W	7-2
1975	L	7-2
1976	L	9-0
1977	L	6-0
1978	L	8-1
1980	W	5-4
1981	W	7-2
1982	W	6-3
1983	W	6-3
1984	L	5-4
1985	L	5-4
1986	L	5-4
1987	L	6-3
1988	L	7-2
1989	W	5-4
1990	W	5-1

1991	L	5-2
1992	L	7-2
1993	L	6-1
1993	W	4-3
1994	L	5-2
1995	L	5-1
1996	L	5-2
1997	L	7-0
1998	L	4-3
1999	W	4-3
1999	L	4-1
2000	W	4-3
2000	W	5-2
2001	L	4-1
2002	W	5-2
2003	L	4-3
2004	L	4-3
2005	W	4-3
2006	L	4-3
2007	L	4-3
2007	L	4-2
2008	W	6-1
2008	W	4-2
2009	W	4-1
2010	W	7-0
2010	W	4-0
2011	W	4-3
2012	W	4-3
2013	L	4-3
2014	W	4-1
2015	L	4-0
2016	L	4-3
2017	W	4-3

**LOUISIANA TECH (1-0)**

1983	W	9-0
------	---	-----

**LOUISVILLE (8-1)**

1985	W	8-1
1989	W	9-0
2003	L	4-2
2007	W	7-0
2008	W	5-2
2009	W	4-3
2010	W	7-0
2010	W	4-0
2011	W	7-0

**MARYLAND (1-1)**

1985	W	7-2
1985	L	5-4

**MD.-BALTIMORE CO. (1-0)**

2001	W	4-0
------	---	-----

**MARYVILLE (17-3-1)**

1928	L	4-2
1928	W	4-2
1930	W	5-2
1932	W	6-0
1932	W	5-1
1933	W	6-0
1933	W	7-0
1934	W	4-3
1934	W	6-1
1935	W	6-1
1935	W	5-1
1936	W	6-1
1936	W	8-0
1937	W	5-2
1937	W	6-1
1938	T	4-4
1939	W	5-2

1939	W	5-2
1940	L	4-3
1940	W	5-2
1941	L	5-2

**MEMPHIS (9-1)**

1964	W	9-0
1971	W	5-4
1972	W	7-2
1982	W	5-4
2002	W	6-1
2004	W	6-1
2005	W	5-2
2006	W	4-2
2007	W	7-0
2012	L	4-3

**MERCER (3-0)**

1964	W	9-0
2015	W	6-1
2016	W	7-0

**MIAMI (9-9)**

1967	L	6-3
1975	L	7-2
1978	W	5-4
1982	L	8-1
1982	L	6-3
1987	L	5-4
1987	W	5-4
1988	W	8-1
1989	W	5-4
1990	W	5-4
1990	W	5-2
1991	L	5-4
1993	W	5-2
1994	L	4-3
1994	L	4-2
2006	L	7-0
2007	W	4-3

**MIAMI (OHIO) (8-0)**

1970	W	9-0
1971	W	8-1
1972	W	8-1
1975	W	9-0
1977	W	6-3
1984	W	7-2
1995	W	5-2
1996	W	6-1

**MICHIGAN (10-3)**

1975	L	6-3
1976	L	7-2
1979	W	5-4
1981	W	5-4
1982	W	6-3
1983	W	5-4
1985	W	8-1
1986	W	6-2
1990	W	5-1
1991	W	5-1
1992	W	4-0
1993	W	5-0
1996	L	5-2

**MICHIGAN ST. (4-0)**

1998	W	4-3
2006	W	5-2
2012	W	4-2

RECORDS

RESULTS

TEAM HONORS

INDIVIDUAL HONORS

ECT.



2014	W	4-1
<b>MTSU (15-1)</b>		
1963	W	8-0
1963	W	8-1
1966	W	7-2
1969	W	7-2
1970	W	8-1
1971	W	6-3
1972	W	8-1
1973	W	6-3
1974	W	9-0
1975	W	6-0
1991	W	9-0
1995	W	6-1
1996	W	6-1
1996	L	4-3
2008	W	5-2
2010	W	7-0

<b>MILLIGAN (2-1)</b>		
1939	W	7-0
1940	W	4-3
1941	L	4-3

<b>MINNESOTA (5-0)</b>		
1990	W	5-2
1992	W	5-1
1993	W	6-1
1994	W	4-2
1995	W	5-4

<b>MISSISSIPPI (26-28)</b>		
1940	L	4-2
1965	W	9-0
1971	W	9-0
1974	W	9-0
1975	W	6-3
1977	L	5-4
1978	W	8-1
1982	W	6-3
1983	W	9-0
1985	W	8-1
1986	W	7-2
1987	W	7-2
1988	W	5-2
1989	W	6-3
1990	W	5-1
1990	W	5-1
1991	W	5-2
1992	L	5-3
1993	W	7-0
1994	L	6-1
1995	L	6-1
1996	L	7-0
1996	L	4-0
1997	L	7-0
1998	L	4-3
1998	L	4-1
1999	W	4-3
2000	L	4-3
2001	W	4-2
2001	W	5-2
2002	L	4-3
2003	L	4-3
2004	L	5-2
2005	L	4-3
2005	W	4-2
2006	L	4-0
2007	L	4-3
2008	L	4-3
2008	L	4-2
2009	L	1-6
2009	L	4-2
2010	W	7-0

2010	W	4-0
2011	W	4-3
2011	W	4-3
2012	W	4-3
2012	L	5-2
2013	L	4-1
2013	L	4-2
2014	L	1-4
2014	L	2-4
2015	L	4-0
2016	L	5-2
2017	W	4-3

<b>MISSISSIPPI A&amp;M (1-0)</b>		
1933	W	6-1

<b>MISSISSIPPI COLLEGE (0-1)</b>		
1935	L	4-2

<b>MISSISSIPPI STATE (34-22)</b>		
1937	L	6-1
1967	L	7-2
1968	L	7-2
1971	W	5-4
1972	W	5-4
1973	W	5-4
1974	W	9-0
1975	W	7-2
1976	W	9-0
1977	W	6-3
1978	W	8-1
1981	W	8-1
1982	W	7-2
1983	W	5-4
1984	W	9-0
1985	W	5-4
1986	W	8-1
1987	W	7-2
1988	W	6-3
1989	L	3-2
1989	W	6-3
1990	W	5-1
1991	W	5-1
1991	L	5-4
1992	L	5-3
1993	W	5-3
1993	L	4-0
1994	W	7-0
1995	L	5-2
1995	L	4-0
1996	L	4-3
1997	L	5-1
1998	L	5-2
1999	L	4-3
1999	L	4-3
2000	W	4-3
2001	W	6-1
2002	W	5-2
2003	L	6-1
2004	W	4-3
2004	L	4-3
2005	W	4-3
2006	W	6-1
2007	W	5-2
2008	W	5-2
2009	W	5-2
2010	W	5-2
2011	L	6-1
2012	L	4-3
2012	L	4-2
2013	W	4-2
2013	W	4-2
2014	W	4-3
2015	L	4-3
2016	L	6-1
2017	L	6-1

<b>MOREHEAD ST. (1-0)</b>		
2007	W	7-0

<b>MURRAY STATE (20-0)</b>		
1967	W	8-1
1968	W	5-4
1972	W	9-0
1985	W	7-2
1986	W	9-0
1989	W	7-2
1997	W	7-0
1998	W	7-0
2000	W	7-0
2002	W	6-1
2003	W	7-0
2007	W	7-0
2008	W	7-0
2013	W	4-0
2013	W	6-0
2014	W	7-0
2016	W	3-0
2016	W	3-0
2016	W	5-0
2016	W	5-0

<b>NEW MEXICO STATE (0-1)</b>		
1977	L	8-1

<b>NORTH CAROLINA (8-11)</b>		
1930	L	5-2
1968	L	6-3
1969	L	5-4
1970	L	6-3
1971	L	7-2
1973	L	7-2
1973	L	8-1
1974	L	5-4
1975	L	5-4
1976	L	6-3
1981	W	8-1
1982	W	7-2
1983	W	9-0
1984	W	7-2
1985	W	6-3
1993	W	6-1
2000	W	4-2
2012	L	4-0
2013	W	4-1

<b>UNC-GREENSBORO (2-0)</b>		
2005	W	6-1
2006	W	7-0

<b>NC STATE (3-0)</b>		
1981	W	7-2
1982	W	6-3
1986	W	5-1

<b>UNC-WILMINGTON (2-0)</b>		
2008	W	7-0
2012	W	4-1

<b>NORTH FLORIDA (3-0)</b>		
2015	W	5-2
2016	W	4-1
2017	W	5-2

<b>NORTHWESTERN (3-0)</b>		
1970	W	6-3
1991	W	7-2
1995	W	6-1

<b>NOTRE DAME (2-0)</b>		
1991	W	6-3
1993	W	5-1

<b>OHIO (1-0)</b>		
1983	W	9-0

<b>OHIO STATE (8-3)</b>		
1982	W	9-0
1983	W	7-2
1984	W	8-1
1985	W	6-3
1993	W	7-0
2001	W	4-1
2005	W	4-2
2006	L	5-2
2007	L	4-0
2007	L	4-1
2009	W	4-3

<b>OHIO WESLEYAN (1-0)</b>		
1966	W	9-0

<b>OKLAHOMA (1-1)</b>		
1975	L	5-4
1994	W	7-0

<b>OKLAHOMA CITY (1-0)</b>		
1970	W	5-4

<b>OKLAHOMA STATE (5-4)</b>		
1977	W	5-4
1981	W	7-2
1983	W	6-3
1984	W	5-4
1989	L	5-4
2001	L	4-2
2013	W	4-0
2014	L	4-2
2015	L	4-1

<b>PAN AMERICAN (2-2)</b>		
1974	W	8-1
1975	L	6-3
1976	L	7-2
1978	W	5-4

<b>PENN STATE (2-0)</b>		
1989	W	4-0
2009	W	4-0

<b>PEPPERDINE (4-6)</b>		
1979	L	7-2
1982	L	8-1
1988	L	5-1
1993	W	5-2
1993	W	5-4
1995	L	4-3
1999	L	5-2
1999	W	4-3

2012	L	4-2
2014	W	4-1

<b>PRESBYTERIAN COLL. (3-2)</b>		
1941	L	6-1
1968	W	8-1
1971	L	6-3
1972	W	5-4
1973	W	8-1

<b>PRINCETON (1-0)</b>		
1999	W	6-1

<b>PURDUE (2-0)</b>		
1985	W	5-4
1986	W	8-1

<b>RADFORD (1-0)</b>		
2011	W	4-0

<b>REDLANDS (0-1)</b>		
1970	L	6.5-1.5

<b>RICE (3-0)</b>		
1986	W	8-1
1990	W	5-1
1992	W	4-2

<b>SAMFORD (1-0)</b>		
1994	W	6-1

<b>SAN DIEGO (2-1)</b>		
1973	L	6-3
1991	W	5-3
2011	W	6-1

<b>SAN DIEGO STATE (1-0)</b>		
2002	W	4-2

<b>SEWANEE (2-5-1)</b>		
1930	T	3-3
1934	L	2-5
1935	L	5-1
1935	L	7-0
1936	L	6-1
1936	L	6-0
1966	W	9-0
1966	W	7-2

<b>SOUTH ALABAMA (1-1)</b>		
1997	L	4-3
2001	W	4-0

<b>SOUTH CAROLINA (33-20)</b>		
1968	L	9-0
1969	L	6-3
1970	W	9-0
1976	L	6-3
1977	W	5-4
1978	L	5-4
1979	W	5-4
1980	W	5-4
1981	W	5-4
1985	L	5-4

1985	L	5-4
1986	L	5-3
1986	W	5-1
1987	L	5-1
1987	W	5-3
1988	W	6-3
1988	W	5-2
1989	L	6-3
1990	W	5-3
1990	W	5-2
1991	W	5-3
1992	W	5-1
1992	L	5-4
1993	W	6-1
1994	W	4-3
1995	W	7-0
1995	W	4-0
1996	L	4-3
1997	L	5-2
1998	L	5-2
1999	L	4-3
2000	W	4-3
2001	W	6-1
2001	W	4-1
2002	W	6-1
2003	L	4-2
2004	L	4-3
2005	L	6-1
2005	W	4-2
2006	W	4-1
2006	L	4-3
2007	W	7-0
2008	W	6-1
2009	W	4-1
2010	W	4-0
2010	W	6-1
2011	W	7-0
2012	W	5-2
2013	W	4-1
2014	W	4-0
2015	W	4-1
2016	L	4-2
2017	L	4-3

**SOUTH CAROLINA ST. (1-0)**

2013	W	4-0
------	---	-----

**SOUTH FLORIDA (8-0)**

1966	W	9-0
1982	W	8-1
1984	W	8-1
1994	W	5-2
1995	W	4-3
1997	W	6-1
1998	W	4-1
2000	W	7-0

**SOUTHERN CALIFORNIA (1-6)**

1970	L	8-1
1988	L	5-1
1990	W	5-3
2002	L	4-3
2010	L	4-2
2012	L	4-0
2014	L	4-1

**SOUTHERN ILLINOIS (16-7)**

1968	L	5-4
1969	L	6-3
1969	L	7-2
1969	L	6-3
1970	L	8-1
1970	L	6-3
1971	W	7-2
1972	W	6-3

1972	L	6-3
1973	W	6-3
1973	W	9-0
1974	W	6-3
1974	W	8-1
1975	W	6-3
1975	W	6-0
1976	W	6-3
1980	W	9-0
1981	W	7-2
1983	W	8-1
1986	W	7-1
2015	W	6-1
2016	W	7-0
2017	W	6-1

**SIU-EDWARDSVILLE (1-0)**

1984	W	5-4
------	---	-----

**SMU (4-2)**

1978	W	5-4
1979	L	7-2
1986	L	5-1
1990	W	9-0
1992	W	6-2
1995	W	7-0

**SW TEXAS STATE (1-0)**

1980	W	7-2
------	---	-----

**STANFORD (1-5)**

1988	L	7-2
1988	L	5-2
1990	L	5-2
2000	L	4-3
2001	W	4-2
2015	L	4-2

**STETSON (1-0)**

1965	W	9-0
------	---	-----

**TEMPLE (1-0)**

1989	W	3-1
------	---	-----

**TENNESSEE TECH (16-0)**

1935	W	4-2
1941	W	6-1
1941	W	4-3
1963	W	8-1
1963	W	9-0
1964	W	9-0
1966	W	7-2
1972	W	8-1
1999	W	4-0
2003	W	7-0
2013	W	4-0
2014	W	7-0
2015	W	6-1
2015	W	4-0
2016	W	4-3
2017	W	6-1

**UT-MARTIN (2-0)**

2003	W	7-0
2004	W	7-0

**TENNESSEE WESLEYAN (8-1)**

1928	L	3-2
------	---	-----

1928	W	3-2
1963	W	8-1
1963	W	8-1
1964	W	7-2
1965	W	9-0
1965	W	9-0
1966	W	9-0
2009	W	5-0

**TEXAS (6-8)**

1974	L	7-2
1975	L	8-1
1978	W	5-4
1979	W	6-3
1979	W	6-3
1984	L	5-4
1985	L	5-4
1987	L	5-1
1991	L	5-3
1991	W	5-1
1993	L	5-1
2002	W	4-0
2009	L	4-3
2010	W	4-1

**TEXAS A&M (5-9)**

1974	W	5-4
1975	L	6-3
1977	L	5-4
1984	L	5-4
1993	W	6-1
2000	W	4-3
2013	W	4-3
2013	W	4-3
2014	L	4-1
2014	L	4-0
2015	L	4-1
2016	L	5-2
2017	L	7-0
2017	L	4-1

**TCU (5-0)**

1983	W	5-4
1987	W	5-2
1987	W	5-2
1988	W	5-2
2001	W	4-0

**UTEP (1-0)**

1990	W	7-2
------	---	-----

**TEXAS TECH (4-0)**

1975	W	8-1
1978	W	9-0
2009	W	4-2
2012	W	4-0

**TOLEDO (1-0)**

1967	W	7-2
------	---	-----

**TRINITY (4-10)**

1974	L	7-2
1975	L	8-1
1977	L	9-0
1978	L	7-2
1978	L	8-1
1979	L	6-3
1980	L	5-4
1980	L	5-4
1982	W	6-3
1982	L	5-4

1986	W	5-1
1988	W	6-3
1989	L	5-4
1990	W	5-1

**TROY (1-0)**

2015	W	4-3
------	---	-----

**TUSCULUM (8-1)**

1936	W	6-1
1937	W	6-1
1937	W	3-0
1938	L	4-3
1939	W	4-2
1939	W	6-2
1940	W	6-1
1940	W	4-3
1941	W	4-3

**TULANE (2-1)**

1967	L	7-2
1968	W	5-4
2001	W	4-3

**TULSA (4-0)**

1982	W	7-2
1999	W	5-2
2014	W	4-3
2017	W	7-0

**UCLA (4-11)**

1970	L	8-1
1979	L	9-0
1980	L	5-4
1987	L	5-2
1990	W	5-4
1991	L	5-4
1992	L	5-1
1993	L	5-2
2000	W	4-1
2005	L	4-1
2010	W	4-2
2011	W	4-1
2012	L	4-0
2013	L	4-1
2014	L	4-0

**UNION (2-0)**

1933	W	5-1
1964	W	9-0

**UNLV (2-0)**

1989	W	5-1
1999	W	4-3

**UTAH (1-0)**

2010	W	7-0
------	---	-----

**VANDERBILT (55-15)**

1927	L	6-2
1934	L	2-5
1934	L	2-3
1937	W	5-2
1938	L	5-2
1939	W	5-2
1940	L	4-1
1963	L	7-2
1964	W	7-2

1965	W	6-3
1965	W	9-0
1966	W	9-0
1967	W	9-0
1968	W	9-0
1969	W	8-1
1970	W	6-3
1971	W	9-0
1974	W	9-0
1975	W	9-0
1976	W	8-1
1977	W	5-4
1978	W	6-3
1979	W	6-3
1980	W	7-2
1981	W	8-1
1981	W	7-2
1981	W	8-1
1982	W	5-4
1982	W	6-3
1983	W	8-1
1983	W	7-2
1984	W	8-1
1984	W	8-1
1985	W	5-4
1985	W	9-0
1986	W	8-1
1986	W	7-2
1987	W	6-3
1987	W	8-1
1988	W	6-3
1989	W	6-3
1990	W	5-1
1991	W	5-1
1992	W	5-1
1993	L	4-3
1994	W	6-1
1995	W	6-1
1996	W	5-2
1997	L	4-3
1998	W	4-3
1999	W	4-3
2000	W	5-1
2001	W	6-1
2002	W	5-2
2003	L	7-0
2004	W	5-2
2005	L	4-3
2006	L	4-3
2007	W	6-1
2008	W	6-1
2009	W	4-3
2010	W	7-1
2011	W	4-3
2012	W	5-2
2013	W	4-3
2013	W	4-3
2014	L	4-1
2015	L	4-1
2016	L	4-3
2017	L	4-3

**VIRGINIA (6-6)**

1969	W	6-3
1977	W	6-3
1980	W	7-2
1985	W	6-3
1986	W	7-2
1989	W	6-1
2004	L	4-3
2005	L	6-1
2009	L	4-0
2010	L	4-1
2011	L	4-0
2013	L	4-0



**VCU**  
**(3-3)**

1993	L	3-2
2000	L	4-1
2000	L	4-3
2001	W	4-2
2001	W	4-3
2014	W	4-0

**VIRGINIA TECH**  
**(8-1)**

1982	W	6-3
1984	W	9-0
1996	W	7-0
1997	L	5-2
2000	W	7-0
2002	W	4-0
2008	W	4-3
2008	W	4-0
2011	W	4-0

**WAKE FOREST**  
**(12-5)**

1975	L	5-4
1982	W	8-1
1985	W	8-1
1986	W	7-2
1987	W	7-2
1990	W	6-0
1993	W	5-2
1993	W	3-2
2002	W	4-0
2010	W	4-3
2011	W	6-1
2013	W	4-3
2014	W	4-1
2015	L	5-2
2016	L	4-0
2016	L	7-0
2017	L	6-1

**WASHINGTON**  
**(1-0)**

1993	W	7-0
------	---	-----

**WASHINGTON (STL)**  
**(1-0)**

1964	W	5-2
------	---	-----

**WAYNE UNIVERSITY**  
**(0-1)**

1937	L	6-1
------	---	-----

**WEST VIRGINIA**  
**(1-0)**

1984	W	9-0
------	---	-----

**WESTERN KENTUCKY**  
**(2-0)**

1968	W	7-2
1972	W	6-3

**WICHITA STATE**  
**(2-2)**

1981	L	5-4
1982	L	5-4
1983	W	7-2
2004	W	4-1

**WILLIAM & MARY**  
**(3-1)**

1971	W	9-0
1998	W	6-1
1999	W	5-0
2004	L	4-3

**WINTHROP**  
**(1-0)**

2010	W	4-0
------	---	-----

**WISCONSIN**  
**(3-0)**

1970	W	6-3
1973	W	7-2
1991	W	5-4

**WITTENBERG**  
**(1-0)**

1965	W	9-0
------	---	-----

**XAVIER**  
**(1-0)**

1934	W	6-0
------	---	-----

# NCAA TEAM FINALISTS

## 1990



**RECORD:** 34-1 // **SEC:** 9-0 [CHAMPIONS] // **FINAL RANK:** NO. 2

### NCAA RESULTS

**Championship Site: Indian Wells, Calif.**

R16	Tennessee (1) def. UC-Irvine	W	5-2
QF	Tennessee (1) def. Miami (Fla.)	W	5-2
SF	Tennessee (1) def. UCLA	W	5-4
F	Stanford (2) def. Tennessee (1)	L	5-2


### CLAIM TO FAME?

Without a doubt, the 1990 team set the bar for excellence at Tennessee. The Vols, who won the SEC regular-season and tournament titles with an undefeated record, became the first Tennessee team to reach the championship match. All told, they were also the first UT team to win at least 30 matches in a season.

The 1990 Vols still hold several UT records of note, including:

- **Most wins in a season:** 34
- **Most consecutive wins:** 34
- **Highest winning percentage:** .971
- First Tennessee team to reach the No. 1 national ranking

## 2001



**RECORD:** 23-6 // **SEC:** 9-2 [2ND IN EAST] // **FINAL RANK:** NO. 2

### NCAA RESULTS

**Regional Site: Knoxville**

R64	Tennessee def. UMBC	W	4-0
R32	Tennessee def. Ohio State	W	4-1

**Championship Site: Athens, Ga.**


R16	Tennessee def. S. Alabama	W	4-0
QF	Tennessee def. Stanford	W	4-2
SF	Tennessee def. TCU	W	4-0
F	Georgia def. Tennessee	L	4-1

### CLAIM TO FAME?

The Vols reached the championship again in 2001, the second year of a three-season period in which the Vols enjoyed unmatched postseason success under coach Michael Fancutt. The Vols made it to the semifinals in 2000, the finals in 2001 and the semifinals again in 2002.

Tennessee likely would have reached the 2000 title match as well, were it not for two players falling victim to severe full-body cramps during their 4-3 semifinal loss to VCU on a hot afternoon in Athens. Paul Podbury led by a set on court 4 before he was forced to retire, alongside teammate Peter Handoyo.

## 2010



**RECORD:** 31-2 // **SEC:** 11-0 [CHAMPIONS] // **FINAL RANK:** NO. 2

### NCAA RESULTS

**Regional Site: Knoxville**

R64	Tennessee (2) def. Winthrop	W	4-0
R32	Tennessee (2) def. ETSU	W	4-1

**Championship Site: Athens, Ga.**

R16	Tennessee (2) def. Louisville (15)	W	4-0
QF	Tennessee (2) def. Baylor (7)	W	4-0
SF	Tennessee (2) def. Georgia (11)	W	4-1
F	Southern Cal. (5) def. Tennessee (2)	L	4-2

### CLAIM TO FAME?

Like the 1990 team, the 2010 Vols ran undefeated for the SEC regular-season and tournament titles. What set the 2010 team apart, however, was the method in which the Vols won. With a strong lineup, the team set or matched every Tennessee shutout record.

To look at the team's shutout success:

- **Most shutouts in a season:** 16 (previous record was 10 in 1965)
- **Most consecutive shutouts:** 5 (tie with 1964 - a record broken in 2013 with 8)
- First team in conference history to shutout all three opponents in SEC Tournament

# THE VOL'S SEC CHAMPIONSHIPS



## 1951: THE FIRST SEC TITLE

The 1951 team, coached by Walter D. Buchanan, won UT's first SEC Championship by tying former SEC tennis powerhouse Tulane for the title.

Tommy Bartlett, who never lost a match in his collegiate career, captained the 1951 squad and won the No. 5 SEC singles title that season. Teammate Bill Davis won the No. 1 singles competition.

Davis and John Cullum also won the No. 1 doubles title at the SEC tournament. Bartlett and Gavin Gentry won the No. 3 doubles title.

## 1966: BARTLETT RETURNS

Ten years after his playing career with the Vols ended, Bartlett returned to Knoxville as the assistant basketball coach but took over tennis coaching duties in 1963.

Bartlett proved to be as successful a coach as he was as a player, leading the Vols to their second SEC title in 1966.

The Vols were a flawless 7-0 in SEC play.

UT's success that season was thanks in part to the play of Lenny Schloss, who became the first tennis All-America for the Vols in 1967.

Schloss won the No. 2 SEC singles title at the 1966 tournament, and he teamed up with Jack Jackson to win the No. 1 doubles championship. Kenny Marcus took the No. 3 singles title; Marcus and Richard Preston also claimed the No. 3 doubles title.

## 1970: MOZUR LEADS VOL'S

Tommy Mozur, the Vols' second All America and first to win the honor multiple times, captained Tennessee to the SEC Championship for the second time in five years.

Mozur earned his second All America in his senior season, reaching the fourth round of the NCAA tournament. In the SEC, he teamed up with Earle Freeman to win the conference No. 1 doubles title.

The Vols finished 14-7 overall and 4-1 in the SEC with Louis Royal as the head coach.

## 1980: HARMON & PURCELL

Rodney Harmon and Mel Purcell put together one of the best doubles teams in UT history in 1980, helping the Vols to their fourth SEC title. The pair won the SEC No. 1 doubles title and went up the ladder to win the Vols' only NCAA doubles championship as the top-seeded team.

## SEC SEASON TITLES

Georgia	28	Mississippi State	3
Tulane	17	Auburn	2
Florida	10	Kentucky	2
<b>Tennessee</b>	<b>9</b>	Georgia Tech	2
LSU	5	Alabama	1
Mississippi	5	Texas A&M	1

Harmon and Purcell were equally successful in singles play, both reaching the top 10 in the national rankings. Purcell was the SEC No. 1 champion and had 34 victories during with season, and Harmon played his way through the No. 2 bracket with 35 wins. Harmon also reached the semifinals of the NCAA tournament in singles.

The Vols went 14-6 overall and 6-0 in the SEC under head coach John Newman, who had 51 wins in his four seasons with the Vols.

## 1986: LATE IMPROVEMENT

Tennessee finished just 3-6 against SEC opponents during the regular season, but the Vols turned things around just in time for another title.

The Vols certainly had strength at the top of the lineup, which featured a pair of three-time All-Americans in Shelby Cannon and Byron Talbot. Cannon and Talbot, the winningest doubles pair in UT history, won the No. 1 doubles title. Talbot also won the No. 2 singles championship, a feat he repeated a year later.

Tim Leos earned the Vols points by winning the No. 6 singles title. Cary Cohenour and Mark Herrington also won the No. 2 doubles title to help coach Mike DePalmer Sr. to his first of two titles as head coach.

## 1990: NEAR FLAWLESS

The 1990 season was a special year for the Vols, both in conference and on a national scale. The team finished 34-1 in 1990 with a perfect 9-0 record in the SEC en route to the regular-season conference championship. In a reworked SEC postseason system, Tennessee also hosted — and won — the SEC Tournament Championship.

The Vols attained the No. 1 national ranking and were the top seed in the NCAA Tournament, reaching the finals for the first time in program history before losing to 5-2 Stanford. Doug Flach, Tim Jessup and Brice Karsh earned All-America honors that season.

## SEC TITLES YEAR-BY-YEAR

Year	Champions	Tennessee	Host
1938	*Georgia Tech	NA	NA
1939	*Tulane	NA	NA
1940	LSU	NA	NA
1941	*Tulane	NA	NA
1942	*Tulane	NA	NA
1946	*Georgia Tech	NA	*Tulane
1947	*Tulane	NA	*Tulane
1948	*Tulane	NA	*Tulane
1949	*Tulane	NA	*Tulane
1950	Florida	NA	Vanderbilt
<b>1951</b>	<b>Tennessee/*Tulane</b>	<b>t-1st</b>	<b>Florida</b>
1952	*Tulane	2nd	*Tulane
1953	*Tulane	4th	Alabama
1954	*Tulane	NA	Georgia
1955	*Tulane	6th	*Tulane
1956	*Tulane	8th	*Georgia Tech
1957	*Tulane	NA	LSU
1958	*Tulane	8th	*Tulane
1959	*Tulane	8th	Mississippi State
1960	*Georgia Tech	6th	Tennessee
1961	Florida	NA	Florida
1962	*Tulane	12th	Vanderbilt
1963	*Tulane	10th	Alabama
1964	*Tulane	8th	Mississippi
1965	Mississippi State	4th	Auburn
<b>1966</b>	<b>Tennessee</b>	<b>1st</b>	<b>Georgia</b>
1967	Mississippi State	2nd	Florida
1968	Florida	4th	Kentucky
1969	Florida	5th	LSU
<b>1970</b>	<b>Tennessee</b>	<b>1st</b>	<b>Mississippi State</b>
1971	Georgia	2nd	Mississippi
1972	Georgia	t-2nd	Tennessee
1973	Georgia	5th	Vanderbilt
1974	Georgia	2nd	Georgia
1975	Florida/Georgia	3rd	Alabama
1976	Alabama/LSU	7th	Auburn
1977	Georgia	6th	Florida
1978	Georgia	2nd	Kentucky
1979	Georgia	2nd	LSU
<b>1980</b>	<b>Tennessee</b>	<b>1st</b>	<b>Mississippi</b>
1981	Georgia	4th	Tennessee
1982	Georgia	2nd	Vanderbilt
1983	Auburn	3rd	Georgia
1984	Auburn	4th	Alabama
1985	Georgia/LSU	3rd	LSU
<b>1986</b>	<b>Tennessee</b>	<b>1st</b>	<b>Auburn</b>
1987	Georgia	2nd	Florida
1988	Georgia	t-4th	Kentucky
1989	Georgia	10th	Mississippi State
<b>1990</b>	<b>Tennessee</b>	<b>1st</b>	<b>--</b>
1991	Georgia	t-3rd	--
1992	Kentucky	t-8th	--
1993	Georgia/Miss. State	6th	--
1994	Florida	t-6th	--
1995	Georgia	6th	--
1996	Georgia/Ole Miss	8th	--
1997	Georgia/Mississippi	12th	--
1998	LSU	5th	--
1999	Georgia/LSU	t-5th	--
<b>2000</b>	<b>Tennessee/Florida</b>	<b>t-1st</b>	<b>--</b>
2001	Georgia	2nd	--
2002	Georgia	t-2nd in East	--
2003	Florida	6th in East	--
2004	Mississippi	4th in East	--
2005	Florida/Mississippi	t-3rd in East	--
2006	Georgia	5th in East	--
2007	Georgia	t-2nd in East	--
2008	Georgia	t-2nd in East	--
2009	Mississippi	2nd in East	--
<b>2010</b>	<b>Tennessee</b>	<b>1st</b>	<b>--</b>
<b>2011</b>	<b>Tennessee/Georgia</b>	<b>t-1st</b>	<b>--</b>
2012	Kentucky	4th	--
2013	Georgia	2nd	--
2014	Georgia	6th	--
2015	Georgia/Texas A&M	8th	--
2016	Georgia	13th	--
2017	Georgia/Texas A&M	8th	--

**Note** Prior to 1990, the SEC champion was the winner of the end-of-season flighted tournament instead of regular season rankings as it is today.

### 2000: ON TO NATIONALS

Behind eventual three-time All-America Peter Handoyo, the Vols strung together three years of postseason dominance beginning in 2000. They reached the NCAA semifinals in 2000, the championship match in 2001 and the semifinals again in 2002.

During conference season, Tennessee finished tied with Florida for the SEC regular-season title with a 10-1 record in 2000. The Vols secured the tie atop the conference standings by beating the Gators 4-3 in Gainesville the final weekend of the season.

Adam Carey won a team-leading 42 singles matches, good for seventh most in a season.

### 2010: UNDEFEATED AGAIN

In many ways, the 2010 season was like turning the clock back to 1990. For the first time in 20 years, the Vols again finished the conference season undefeated, this time with an 11-0 record. The Vols started the year fifth in the national rankings and rose to second by season's end.

Florida presented the biggest hurdle for the Vols in 2010. Tennessee traveled to Gainesville and beat the sixth-ranked Gators on the road for the first time since 2000 with a 4-3 victory. Davey Sandgren secured the match with a three-set win on court 6.

The Vols clinched the title outright with a 6-1 home win against Georgia.

John-Patrick Smith, who was both the SEC Player of the Year and the SEC Tournament MVP, finished the regular season 9-1 in conference play. Matteo Fago, Rhyne Williams and Tennys Sandgren all finished with 10 singles wins in SEC dual matches.

### 2011: BACK TO BACK

With five of six starters returning for the Vols, the 2011 Tennessee squad made history by clinching back-to-back SEC regular-season titles for the first time in program history.

The Vols dropped a midseason road match at Mississippi State, so when they stepped on court at the Dan Magill Tennis Complex in Athens, Ga., it was a must-win situation to secure a share of the SEC title with unbeaten Georgia.

Edward Jones and Matteo Fago clinched the doubles point on court three. From there, Tennessee picked up straight-set victories by Boris Conkic, Rhyne Williams and John-Patrick Smith to win 4-3.

Smith became the first Vol to earn back-to-back SEC Player of the Year honors with a 9-1 record at the top of the lineup and was named SEC Athlete of the Year a few months later. Tennys Sandgren went 10-1 and Rhyne Williams was 9-2.

## SEC TOURNEY TITLES

### 1990

The Vols snapped Georgia's three-year hold on the SEC Title in 1990 with a perfect 9-0 conference record and hosted the new SEC Tournament Championship, which featured dual matches instead of flighted draws. With an upset win at No. 1 singles, Doug Flach led the Vols to a 5-1 victory over Georgia to clinch the tournament trophy.

Tennessee's record stood at 31-0 after the tournament and the Vols rose to No. 1 in the national rankings for the first time in school history.

#### Road to the Title:

Round	Opponent	Result/Score
Quarterfinals	Mississippi	W 5-1
Semifinals	Auburn	W 6-0
Final	Georgia	W 5-1

### 2002

The SEC Championships returned to UT Varsity Courts once again in 2002, and the Vols took advantage of playing in Knoxville in front of the home fans.

Senior Adam Carey was understandably named SEC Tournament MVP after clinching all three matches for the Vols at the No. 3 position. The Vols avenged a 4-3 loss at Auburn earlier in the season by defeating the Tigers 4-1 in the tournament final.

#### Road to the Title:

Round	Opponent	Result/Score
Quarterfinals	Florida	W 4-0
Semifinals	Georgia	W 4-3
Final	Auburn	W 4-1

### 2010

The Vols became the first team in SEC Tournament Championship history to shut out all three opponents and en route to hoisting the pyramid-shaped trophy. Tennessee blanked LSU, Mississippi and Florida by 4-0 scores during a raining weekend in Lexington, Ky.

Junior Boris Conkic clinched the semifinal win over Mississippi and provided the final point in the title match against Florida. He closed out a 6-0, 6-2 victory over Joey Burkhardt at the No. 2 position and was immediately mobbed by teammates in celebration on the indoor courts.

Junior John-Patrick Smith had an undefeated weekend at No. 1 singles and doubles to earn tournament MVP honors.

#### Road to the Title:

Round	Opponent	Result/Score
Quarterfinals	LSU	W 4-0
Semifinals	Mississippi	W 4-0
Final	Florida	W 4-0

## SEC TOURNEY TITLES

Note Since 1990	LSU	2
Georgia	10	Texas A&M 2
Florida	5	Kentucky 1
<b>Tennessee</b>	<b>3</b>	Mississippi State 1
Mississippi	3	Vanderbilt 1

## SEC TOTAL TITLES

Georgia	38	Texas A&M	4
Tulane	17	Kentucky	3
Florida	15	Auburn	2
<b>Tennessee</b>	<b>12</b>	Georgia Tech	2
Mississippi	8	Alabama	1
LSU	7	Vanderbilt	1
Mississippi State	4		



## YEAR-BY-YEAR SEC TOURNAMENT RESULTS

Year	Champions	How UT Fared	Host
<b>1990</b>	<b>Tennessee</b>	<b>Champions</b>	<b>Tennessee</b>
1991	Georgia	First Round	Ole Miss
1992	Kentucky	Quarterfinals	Vanderbilt
1993	Georgia	Semifinals	Georgia
1994	Florida	Quarterfinals	Alabama
1995	Georgia	Semifinals	LSU
1996	Mississippi State	Quarterfinals	Arkansas
1997	Mississippi	First Round	So. Carolina
1998	LSU	Quarterfinals	Auburn
1999	LSU	Quarterfinals	Florida
2000	Florida	Quarterfinals	Miss. State
2001	Georgia	Final	Kentucky
<b>2002</b>	<b>Tennessee</b>	<b>Champions</b>	<b>Tennessee</b>
2003	Vanderbilt	First Round	Mississippi
2004	Georgia	First Round	Vanderbilt
2005	Florida	Final	Georgia
2006	Georgia	First Round	Alabama
2007	Georgia	Quarterfinals	LSU
2008	Mississippi	Semifinals	Arkansas
2009	Mississippi	Final	Auburn
<b>2010</b>	<b>Tennessee</b>	<b>Champions</b>	<b>Kentucky</b>
2011	Florida	Semifinals	Florida
2012	Georgia	Quarterfinals	Miss. State
2013	Georgia	Final	Mississippi
2014	Texas A&M	Second Round	Vanderbilt
2015	Texas A&M	Quarterfinals	Texas A&M
2016	Florida	Second Round	South Carolina
2017	Georgia	Quarterfinals	Tennessee

# NCAA TEAM RESULTS

24 NCAA TOURNAMENT APPEARANCES. 6 SEMIFINALS. 3 FINALS.

## 1979

**Championship Site: Athens, Ga.**  
R16 California def. UT 8-1

## 1980

**Championship Site: Athens, Ga.**  
R16 Trinity (Tex.) def. UT 5-4

## 1987

**Championship Site: Athens, Ga.**  
R16 UT def. South Carolina 5-3  
QF UT def. Long Beach St. 5-3  
SF UCLA def. UT 5-2

## 1988

**Championship Site: Athens, Ga.**  
R16 UT def. TCU 5-2  
QF Pepperdine def. UT 5-1

## 1989

**Championship Site: Athens, Ga.**  
R16 Oklahoma State def. UT 5-4

## 1990

**Championship Site: Indian Wells, Calif.**  
R16 UT (1) def. UC-Irvine 5-2  
QF UT (1) def. Miami (Fla.) 5-2  
SF UT (1) def. UCLA 5-4  
F Stanford (2) def. UT (1) 5-2

## 1991

**Championship Site: Athens, Ga.**  
R16 Florida def. UT 5-2

## 1993

**Championship Site: Athens, Ga.**  
R16 Texas def. UT 5-1

## 1996

**Regional Site: Baton Rouge, La.**  
R64 UAB def. UT 4-0

## 1997

**Regional Site: Gainesville, Fla.**  
R64 Florida def. UT 5-0

## 1998

**Regional Site: Lexington, Ky.**  
R64 UT def. South Florida 4-1  
R32 Auburn def. UT 4-3

## 1999

**Regional Site: Knoxville**  
R64 UT def. UT Tech 4-0  
R32 Mississippi State def. UT 4-3

## 2000

**Regional Site: Knoxville**  
R64 UT def. Chattanooga 4-0  
R32 UT def. North Carolina 4-2  
**Championship Site: Athens, Ga.**  
R16 UT def. Texas A&M 4-3  
QF UT def. UCLA 4-1  
SF VCU def. UT 4-3

## 2001

**Regional Site: Knoxville**  
R64 UT def. UMBC 4-0  
R32 UT def. Ohio State 4-1

## ▶ NCAA NOTEBOOK

26

Times the Vols have reached the NCAAs since 1977, the start of the modern tournament format.

10

Times the Vols have hosted the first two rounds of the tournament since 1999.

3

Consecutive years from 2000-02 in which the Vols advanced to the semifinals or final.

## Championship Site: Athens, Ga.

R16 UT def. S. Alabama 4-0  
QF UT def. Stanford 4-2  
SF UT def. TCU 4-0  
F Georgia def. UT 4-1

## 2002

**Regional Site: Knoxville**  
R64 UT def. Wake Forest 4-0  
R32 UT def. Virginia Tech 4-0

## Championship Site: College Station, Texas

R16 UT def. Texas 4-0  
QF UT def. Kentucky 4-1  
SF Southern Cal. def. UT 4-3

## 2004

**Regional Site: Fayetteville, Ark.**  
R64 UT (15) def. Wichita State 4-1  
R32 Arkansas def. UT (15) 4-1

## 2005

**Regional Site: Knoxville**  
R64 UT (15) def. ETSU 4-0  
R32 UT (15) def. Ohio State 4-2  
**Championship Site: College Station, Texas**  
R16 UCLA (7) def. UT (15) 4-1

## 2007

**Regional Site: Columbus, Ohio**  
R64 UT def. Miami (Fla.) 4-3  
R32 Ohio State (2) def. UT 4-1

## 2008

**Regional Site: Knoxville**  
R64 UT (8) def. Furman 4-0  
R32 UT (8) def. Virginia Tech 4-0  
**Championship Site: Tulsa, Okla.**  
R16 Baylor (9) def. UT (8) 4-1

## 2009

**Regional Site: Knoxville**  
R64 UT (5) def. ETSU 4-0  
R32 UT (5) def. Duke 4-1  
**Championship Site: College Station, Texas**  
R16 Texas (12) def. UT (5) 4-3

## 2010

**Regional Site: Knoxville**  
R64 UT (2) def. Winthrop 4-0  
R32 UT (2) def. ETSU 4-1

## THE VOL'S RECORD...

**In the NCAA Championships 43-26**  
At championship site (last four rds) 18-18  
At regional site (first two rds) 25-8  
In Knoxville for regional matches 19-1

## By Round

**43-26**  
Round of 64 15-3  
Round of 32 10-5  
Round of 16 9-9  
Quarterfinals 6-3  
Semifinals 3-3  
Championship 0-3

## Shutouts by Vols

**18**  
At regional site 13  
At championship site 5

## Championship Site: Athens, Ga.

R16 UT (2) def. Louisville (15) 4-0  
QF UT (2) def. Baylor (7) 4-0  
SF UT (2) def. Georgia (11) 4-1  
F Southern Cal. (5) def. UT (2) 4-2

## 2011

**Regional Site: Knoxville**  
R64 UT (3) def. Radford 4-0  
R32 UT (3) def. Virginia Tech 4-0

## Championship Site: Palo Alto, Calif.

R16 UT (3) def. California (15) 4-2  
QF Georgia (6) def. UT (3) 4-3

## 2012

**Regional Site: Chapel Hill, N.C.**  
R64 UT def. UNC Wilmington 4-1  
R32 North Carolina (15) def. UT 4-0

## 2013

**Regional Site: Knoxville**  
R64 UT (7) def. South Carolina State 4-0  
R32 UT (7) def. Clemson 4-3  
**Championship Site: Urbana, Ill.**  
R16 UT (7) def. Mississippi State (10) 4-2  
QF Virginia (2) def. UT (7) 4-0


## 2014

**Regional Site: Durham, N.C.**  
R64 UT def. Elon 4-1  
R32 UT def. Duke (11) 4-2  
**Championship Site: Athens, Ga.**  
R16 UCLA (5) def. UT 4-0

## 2015

**Regional Site: Durham, N.C.**  
R64 Stanford def. UT 4-2

# VOLS IN THE NCAA SINGLES & DOUBLES



**CHRIS WOODRUFF: NCAA SINGLES CHAMPION**

**1980 RODNEY HARMON & MEL PURCELL**  
NCAA DOUBLES CHAMPIONS



**CHAMPS PURCELL, HARMON**

## TENNESSEE COMPETITORS IN THE NCAA SINGLES & DOUBLES CHAMPIONSHIPS

<p><b>1966</b> <b>Singles</b> Jack Jackson [16] Lenny Schloss</p> <p><b>Doubles</b> Jackson/Schloss</p>	<p>Paul Van Min Dan Huber Marc Bolle</p> <p><b>Doubles</b> Bolle/Van Min Huber/Pierce</p>	<p><b>1982</b> <b>Singles</b> Paul Annacone Mike DePalmer Jr. [7]</p> <p><b>Doubles</b> Annacone/DePalmer</p>	<p><b>1991</b> <b>Singles</b> Tim Jessup Brice Karsh [9-16] Fabio Silberberg</p> <p><b>Doubles</b> de Villiers/Gibson Jessup/Karsh [4]</p>	<p><b>Singles</b> Adam Carey Peter Handoyo Mark Parsons</p>	<p>Rhyn Williams</p> <p><b>Doubles</b> <b>FINALISTS</b> D. Sandgren/Smith [2] Conkic/Williams</p>
<p><b>1967</b> <b>Singles</b> Tommy Mozur Lenny Schloss [9-16] Leonard Schuermann</p> <p><b>Doubles</b> Mozur/Schloss Schuermann/Stock</p>	<p><b>1974</b> <b>Singles</b> Dan Huber Robert Van Malder Paul Van Min Gary Dunn</p> <p><b>Doubles</b> Dunn/Van Malder Pierce/Van Min</p>	<p><b>1983</b> <b>Singles</b> Paul Annacone [9-16]</p>	<p><b>1992</b> <b>Singles</b> Chris Woodruff [9-16]</p>	<p><b>2002</b> <b>Singles</b> Peter Handoyo [2] Mario Toledo</p> <p><b>Doubles</b> Rea/Toledo</p>	<p><b>2011</b> <b>Singles</b> Tennys Sandgren John-Patrick Smith [9-16]</p> <p><b>FINALIST</b> Rhyn Williams [4]</p> <p><b>Doubles</b> Conkic/Smith [1]</p>
<p><b>1968</b> <b>Singles</b> Bob Dow Tommy Mozur [14] Leonard Schuermann Jim Ward</p> <p><b>Doubles</b> Dow/Mozur Schuermann/Ward</p>	<p><b>1975</b> <b>Singles</b> Dan Huber Gary Dunn Tracy DeLatte Paul Novacek</p> <p><b>Doubles</b> DeLatte/Gillespie Huber/Novacek</p>	<p><b>1984</b> <b>Singles</b> Paul Annacone [1]</p> <p><b>Doubles</b> Annacone/Green</p>	<p><b>1993</b> <b>Singles</b> <b>CHAMPION</b> Chris Woodruff [1] Christopher Haggard</p> <p><b>Doubles</b> Haggard/Woodruff</p>	<p><b>2003</b> <b>Singles</b> Simon Rea</p>	<p><b>2012</b> <b>Singles</b> Mikelis Libietis</p> <p><b>Doubles</b> Libietis/Reese</p>
<p><b>1970</b> <b>Singles</b> Earle Freeman Bill Monan Tommy Mozur [14] Jim Ward</p> <p><b>Doubles</b> Freeman/Mozur Monan/Ward</p>	<p><b>1976</b> <b>Singles</b> Tracey DeLatte</p>	<p><b>1985</b> <b>Singles</b> Shelby Cannon</p>	<p><b>1994</b> <b>Singles</b> Chris Mahony</p> <p><b>Doubles</b> Mahony/Montana</p>	<p><b>2004</b> <b>Singles</b> Simon Rea</p> <p><b>Doubles</b> Rea/Spizzo</p>	<p><b>2013</b> <b>Singles</b> Mikelis Libietis [1] Hunter Reese</p> <p><b>Doubles</b> Libietis/Reese [1]</p>
<p><b>1971</b> <b>Singles</b> Marc Bolle Bob Pierce Robert Van Malder Schott Lettellier</p> <p><b>Doubles</b> Lettellier/Pierce Bolle/Van Malder</p>	<p><b>1978</b> <b>Singles</b> Tracey DeLatte</p> <p><b>Doubles</b> DeLatte/Gillespie</p>	<p><b>1986</b> <b>Singles</b> Shelby Cannon Byron Talbot [9-16]</p> <p><b>Doubles</b> Cannon/Talbot [2]</p>	<p><b>1995</b> <b>Singles</b> Daniel Dewandaka</p> <p><b>Doubles</b> Dewandaka/Magendans Mahony/Montana</p>	<p><b>2005</b> <b>Singles</b> Mark Dietrich</p> <p><b>Doubles</b> Oosthuizen/Rogers [9-16]</p>	<p><b>2014</b> <b>Singles</b> Mikelis Libietis Hunter Reese</p> <p><b>Doubles</b> <b>CHAMPIONS</b> Libietis/Reese [1]</p>
<p><b>1972</b> <b>Singles</b> Robert Van Malder Marc Bolle Dan Huber Paul Van Min</p> <p><b>Doubles</b> Bolle/Van Malder Huber/Van Min</p>	<p><b>1979</b> <b>Singles</b> Andy Kohlberg [2]</p> <p><b>Doubles</b> <b>FINALISTS</b> Fancutt/Kohlberg</p>	<p><b>1987</b> <b>Singles</b> Shelby Cannon Byron Talbot [9-16]</p> <p><b>Doubles</b> Cannon/Talbot [2]</p>	<p><b>1996</b> <b>Singles</b> Chris Mahony Pablo Montana</p> <p><b>Doubles</b> Mahony/Montana</p>	<p><b>2006</b> <b>Doubles</b> Hubble/Rogers</p>	<p><b>2015</b> <b>Singles</b> Mikelis Libietis [9-16]</p> <p><b>Doubles</b> Libietis/Reese [3]</p>
<p><b>1973</b> <b>Singles</b> Bob Pierce</p>	<p><b>1980</b> <b>Singles</b> Rodney Harmon Mel Purcell [4]</p> <p><b>Doubles</b> <b>CHAMPIONS</b> Harmon/Purcell [1]</p>	<p><b>1988</b> <b>Singles</b> Shelby Cannon [4] Byron Talbot</p> <p><b>Doubles</b> Cannon/Talbot [5-8]</p>	<p><b>1997</b> <b>Singles</b> Chris Mahony</p> <p><b>Doubles</b> Mahony/Montana</p>	<p><b>2007</b> <b>Singles</b> Kaden Hensel</p> <p><b>Doubles</b> Hubble/Rogers</p>	<p><b>2016</b> <b>Doubles</b> Schipanski/Valero</p>
<p><b>1977</b> <b>Singles</b> Robert Van Malder Marc Bolle Dan Huber Paul Van Min</p> <p><b>Doubles</b> Bolle/Van Malder Huber/Van Min</p>	<p><b>1981</b> <b>Singles</b> Mike DePalmer Jr.</p> <p><b>Doubles</b> DePalmer/Fancutt</p>	<p><b>1989</b> <b>Singles</b> Brice Karsh</p> <p><b>Doubles</b> Karsh/Gibson</p>	<p><b>1998</b> <b>Singles</b> Mark Way</p> <p><b>Doubles</b> Copenhaver/Way</p>	<p><b>2008</b> <b>Singles</b> <b>FINALIST</b> John-Patrick Smith Kaden Hensel</p> <p><b>Doubles</b> Hensel/Smith [5-8]</p>	<p><b>2017</b> <b>Singles</b> Timo Stodder</p>
<p><b>1979</b> <b>Singles</b> Marc Bolle Bob Pierce Robert Van Malder Schott Lettellier</p> <p><b>Doubles</b> Lettellier/Pierce Bolle/Van Malder</p>	<p><b>1983</b> <b>Singles</b> Paul Annacone [9-16]</p>	<p><b>1990</b> <b>Singles</b> Doug Flach Tim Jessup Brice Karsh</p> <p><b>Doubles</b> de Villiers/Gibson Flach/Jessup [3]</p>	<p><b>1999</b> <b>Singles</b> Peter Handoyo [9-16] Mark Parsons</p>	<p><b>2009</b> <b>Singles</b> Boris Conkic John-Patrick Smith [6]</p> <p><b>Doubles</b> <b>FINALISTS</b> D. Sandgren/Smith [2]</p>	<p><b>2018</b> <b>Singles</b> Boris Conkic John-Patrick Smith [3]</p>
<p><b>1980</b> <b>Singles</b> Paul Annacone [9-16]</p>	<p><b>1984</b> <b>Singles</b> Paul Annacone [1]</p> <p><b>Doubles</b> Annacone/Green</p>	<p><b>1991</b> <b>Singles</b> Tim Jessup Brice Karsh [9-16] Fabio Silberberg</p> <p><b>Doubles</b> de Villiers/Gibson Jessup/Karsh [4]</p>	<p><b>2000</b> <b>Singles</b> Mark Parsons</p>	<p><b>2010</b> <b>Singles</b> Boris Conkic John-Patrick Smith [3]</p>	<p><b>2019</b> <b>Singles</b> Timo Stodder</p>

# INDIVIDUAL NCAA PERFORMANCES

A LOOK AT EACH VOL'S TOURNAMENT RUN IN SINGLES & DOUBLES SINCE 1966

## 1966

### Jack Jackson [16]

- R1 W Bill Driscoll (Texas), 6-1, 6-4
- R2 W Pedro Rosello (ND), 3-6, 6-3, 6-3
- R3 L Charles Pasarell (UCLA), 7-5, 6-4

### Lenny Schloss

- R1 W John Pierce (BYU), 6-1, 6-4
- R2 W M. Sprenglemyer (So. Illinois), 6-1, 6-3
- R3 W Dean Pender (Arizona), 6-8, 6-1, 6-2
- R4 L Jerry Cromwell (USC), 6-3, 6-2

### Jackson/Schloss

- R1 L Schad/Tutvin (Miami [Fla.]), 6-4, 6-4

## 1967

### Tommy Mozur

- R1 W Robert Beverly (Drake), 6-1, 6-4
- R2 L Jaime Fillol (Miami [Fla.]), 6-4, 6-4

### Lenny Schloss [9-16]

- R1 W Brad Cornell (Stanford), 6-4, 6-4
- R2 W John Lawrence (Georgia Tech), 6-3, 6-3
- R3 W Garth O'Malley (Arizona), 6-3, 6-0
- R4 L J. Loyo-Mayo (Southern Cal), 8-6, 8-6

### Leonard Schuermann

- R1 W Larry Eickenbaum (Texas), 6-2, 7-5
- R2 L Steve Stockton (Oklahoma), 6-4, 7-6

### Mozur/Schloss

- R1 W Brown/Nolan (Indiana), 6-3, 6-2
- R2 W Sulloway/Tate (Miami [Fla.]), 6-3, 6-3
- R3 W Collins/Sie (Cal State LA), 1-6, 6-4, 6-4
- R4 L Hobson/Loyo-Mayo (USC), 4-6, 10-8, 6-2

### Schuermann/Stock

- R1 W Jarvis/Levin (Harvard), 6-4, 6-4
- R2 W Darley/Meinhart (Calif.), 8-6, 3-6, 8-6
- R3 L Fillol/Schad (Miami [Fla.]), 6-2, 6-0

## 1968

### Bob Dow

- R1 W Mike Howard (Arizona), 3-6, 6-3, 8-6
- R2 L M. Sprenglemyer (S. Illinois), 6-2, 6-2

### Tommy Mozur [14]

- R1 W Ken Lowell (San Jose State), 6-0, 6-4
- R2 W Joe Tillerson (Texas A&M), 6-2, 6-1
- R3 W Lamar Roemer (Trinity [Texas]), 9-7, 7-5
- R4 L Stan Smith (Southern Cal), 6-1, 6-1

### Leonard Schuermann

- R1 L Peter Fishbach (Mich.), 4-6, 6-2, 6-2

### Jim Ward

- R1 W Mike Liddle [Q] (Texas), 6-2, 3-6, 6-1
- R2 W Bill Light (South Carolina), 6-2, 6-4
- R3 W Karl Coombes (Oklahoma City), n/a
- R4 L Greg Hilley (Florida), 1-6, 6-4, 6-3

### Dow/Mozur

- R1 W Schaeffer/Werchen [Q] (Maryland), n/a
- R2 L O'Bryant/Smith (Trinity [Texas]), 8-6, 6-2

### Schuermann/Ward

- R1 L Dominguez/Gildemeister (SIU), 4-6, 6-1, 6-4

## 1970

### Earle Freeman

- R1 W Tim Ott (Michigan), 7-9, 6-4, 8-6
- R2 L Haroon Rahim (UCLA), 6-2, 6-2

### Bill Monan

- R1 L D. Stockton (Trinity [Texas]), 6-2, 6-1

### Tommy Mozur [14]

- R1 W Craig Fugle (UC Santa Barbara), 6-4, 6-4
- R2 W Mike Shapiro (Princeton), 6-1, 6-4
- R3 W Larry Hall (Brigham Young), 6-3, 6-2
- R4 L P. Cramer (Miami [Fla.]), 6-8, 6-0, 6-3

### Jim Ward

- R5 L Eric Van Dillen (USC), 6-1, 6-4

### Freeman/Mozur

- R1 W Scheinamn/Waterman (Virginia), n/a
- R2 W Turville/Yellin (Ga. Tech), 3-6, 6-3, 6-4
- R3 L McKinley/Stockton (Trinity [Texas]), 6-1, 6-4

### Monan/Ward

- R1 L Rush/Weigand (Texas), 7-9, 7-5, 6-2

## 1971

### Marc Bolle

- R1 L Kent Woodard (Utah), 6-3, 6-4

### Bob Pierce

- R1 L Jim Logan (Arizona), 6-3, 6-2

### Robert Van Malder

- R1 W Alan MacDonnell (Penn), W
- R2 L Haroon Rahim (UCLA), 6-0, 6-3

### Scott Lettellier

- R1 L Luis Garcia (Miami [Fla.]), 6-3, 6-3

### Lettellier/Pierce

- R1 L Briscoe/Greendale (S. Illinois), 7-6, 6-4

### Bolle/Van Malder

- R1 L Bournstedt/Lara (USC), 6-0, 6-2

## 1972

### Robert Van Malder

- R1 L George Hardie (SMU), 6-3, 6-3

### Marc Bolle

- R1 L Chris DeGraff (BYU), 6-1, 6-1

### Dan Huber

- R1 L Andrew Rae (San Diego), 2-6, 6-2, 6-3

### Paul Van Min

- R1 L Ronnie Flores (Houston), 6-1, 6-3

### Bolle/Van Malder

- R1 W Bunis/Grunther (Columbia), 6-2, 6-4
- R2 L Austin/Cornell (UCLA), 6-2, 6-2

### Huber/Van Min

- R1 W Rork/Schwartz (Penn), 6-3, 7-6
- R2 L Cunningham/Evett (Ariz.), 7-6, 6-4

## 1973

### Bob Pierce

- R1 L Tim Vann (SMU), 6-4, 6-2

### Paul Van Min

- R1 W Rick Woolworth (Dartmouth), 6-4, 6-4
- R2 W J.T. Sims (LSU), 7-6, 6-4
- R3 L Jeff Austin (UCLA), 6-0, 6-1

### Dan Huber

- R1 W George Duncan (Cornell), 6-1, 6-1
- R2 L Dale Ogden (Houston), 6-4, 6-2

### Marc Bolle

- R1 L Rick Lashley (Oklahoma), 6-3, 6-2

### Bolle/Van Min

- R1 W Andrew/Gioffi (Texas A&M-CC), 7-5, 6-3
- R2 W Cahill/Vuille (Alabama), W
- R3 L Delaney/Mayer (Stanford), 6-2, 6-2

### Huber/Van Min

- R1 W Glowa/Pitts (DePaul), 6-4, 6-2
- R2 L Machette/Ramirez (USC), 6-2, 6-3

## 1974

### Dan Huber

- R1 W Bill Hoover (Texas A&M), 6-4, 6-0
- R2 L Robert Fisher (Princeton), 4-6, 6-2, 6-3

### Robert Van Malder

- R1 L A. Aietsman (Miami [Fla.]), 6-2, 6-2

### Paul Van Min

- R1 W Gary McCullom (Cal State LA), 6-3, 6-1
- R2 L Jim Oescher (Florida), 6-4, 6-7, 6-3

### Gary Dunn

- R1 L Tom Kreiss (UCLA), 7-5, 6-4

### Dunn/Van Malder

- R1 L Ogle/Walker (Houston), 6-4, 6-4

### Pierce/Van Min

- R1 L Emley/Wright (Tex. A&M), 4-6, 6-3, 7-6

## 1975

### Dan Huber

- R1 W Dan Waldman (Harvard), 7-5, 6-3
- R2 W Mark Brandenburg (Minn.), 6-2, 6-2
- R3 L Mark Joffey (Arizona St.), 5-7, 6-4, 6-4

### Gary Dunn

- R1 W Bill Stark (Minnesota), 7-5, 3-6, 6-1
- R2 W Stewart Keller (Texas), 7-5, 6-1
- R3 L Joao Soares (Pepperdine), 6-3, 6-2

### Tracy DeLatta

- R1 W Mark Andrews (Long Beach), 7-6, 6-4
- R2 L Fred DeJesus (Michigan), 7-6, 7-5

### Paul Novacek

- R1 W Fred Scott (Hardin-Simmons), 7-5, 6-1
- R2 L Phil Gunnings (Pepperdine), 6-2, 6-1

### DeLatta/Gillespie

- R1 L Matyastik/Timmins (Trinity), 6-4, 6-4

### Huber/Novacek

- R1 L Maddom/Mulvaney (Okla. City), 7-5, 7-6

## 1976

### Tracy DeLatta

- R1 L Brim Sakey (Arkansas), 6-4, 6-3

## 1978

### Tracy DeLatta

- R1 L C. Bussert [Q] (Kalamazoo), 6-3, 6-1

### DeLatta/Gillespie

- R1 W Petrovic/Strode (USC), 6-1, 4-6, 6-3
- R2 L Austin/Nichols (UCLA), 6-4, 6-4

## 1979

### Andy Kohlberg [2]

- 64 W Blaine Willenberg (UCLA), 6-4, 6-2
- 32 L Larry Gottfried (Trinity), 2-6, 6-1, 6-2

### Fancutt/Kohlberg

- 32 W Wittus/Yearwood (Miami [Ohio]), 7-6, 7-6
- 16 W Edwards/Haynes (Pepperdine), 6-1, 5-7, 7-6
- QF W Farrow/Fernando (SIU-Edward.), 6-1, 6-2
- SF W Freeman/Harrington (UCLA), 6-4, 3-6, 6-3
- F L Iskersky/McKown (Trinity), 6-2, 5-7, 6-3

## 1980

### Rodney Harmon

- R1 W John Steel [Q] (Dartmouth), 6-2, 6-3
- 64 W Drew Gitlin (SMU), 2-6, 6-2, 6-4
- 32 W G. Michibata (Pepperdine), 0-6, 6-4, 7-6
- 16 W Ron Hightower (Arkansas), 6-2, 7-6
- QF L Ernie Fernandez (OSU), 1-6, 7-6, 6-4

### Mel Purcell [4]

- 64 L Marcel Freeman (UCLA), 6-0, 6-4

### Harmon/Purcell [1]

#### NCAA CHAMPIONS

- 32 W Gorman/Marks (Cal-Hayward), 6-4, 6-4
- 16 W Low/Meister (Princeton), 6-1, 6-0
- QF W Cain/DeLouis (SMU), 6-2, 5-7, 6-4
- SF W Bourne/Rennert (Stanford), 6-4, 7-6
- F W Benson/Giammalva [2] (Trinity), 7-6, 7-6

## 1981

### Mike DePalmer Jr.

- 64 W Hugo Nunez (SIU-Edward.), 7-5, 6-3
- 32 W Geoff MacDonald (Virginia), 6-4, 7-5
- 16 L Chip Hooper (Arkansas), 6-4, 7-6

### DePalmer/Fancutt

- 32 W Bohne/Codiga (BYU), 6-4, 6-4
- 16 L Doohan/Serret (Ark.), 6-7, 7-6, 6-1

## 1982

### Paul Annacone

- 64 W Johnny Levine [Q] (Texas), 7-5, 6-1
- 32 L Todd Nelson (Ariz. St.), 1-6, 6-3, 6-4

### Mike DePalmer Jr. [7]

- 64 W Brian Joelson (Texas A&M), 6-2, 2-6, 6-2
- 32 W Rich Gallien (Pepperdine), 7-6, 6-4
- 16 W Jerome Vanier (SMU), 1-6, 6-3, 6-2
- QF L Marcel Freeman (UCLA), 7-6, 6-2

### Annacone/DePalmer [4]

- 32 W Nunn/Elliott (Southwest Texas), 6-4, 6-2
- 16 W Cox/Cassidy (Auburn), 7-6, 6-4
- QF L Doohan/Serret [5-8] (Ark.), 4-6, 7-6, 7-5

**1983****Paul Annacone [9-16]**

- 64 W Jim Snyder (UC Irvine), 6-1, 6-1
- 32 W Cory Wittenberg (TCU), 6-0, 6-2
- 16 W Matt Anger (USC), 6-2, 3-6, 7-6
- QF L Rodney Harmon (SMU), 6-3, 6-2

**1984****Paul Annacone [1]**

- 64 W Mark McKeen (Stanford), 5-7, 6-3, 6-4
- 32 W Steve Anniston (UC Irvine), 6-2, 6-7, 5-2
- 16 W Mark Basham (UCLA), 7-6, 6-4
- QF L Barry Moir (Auburn), 6-3, 6-4

**Annacone/Green**

- 32 L Evernden/Serret (Ark.), 6-4, 5-7, 6-3

**1985****Shelby Cannon**

- 64 W B. Man Son Hing (UC Irvine), 6-2, 6-2
- 32 L Grant Connell (Texas A&M), 6-3, 6-2

**1986****Shelby Cannon**

- 64 L Dan Goldberg (Mich.), 6-7, 6-3, 6-2

**Cannon/Talbot**

- 32 W Berryman/White (Abilene Chr.), 6-3, 6-3
- 16 L Beckman/Deppe (Texas), 6-7, 7-5, 6-2

**1987****Shelby Cannon**

- 64 W Franz Kaiser (Oklahoma State), 6-0, 6-4
- 32 W Richey Reneberg (SMU), 6-3, 6-3
- 16 W Trevor Kronemann (UC Irvine), 7-6, 6-3
- QF L Andrew Burrow (Miami [Fla.]), 7-6, 6-2

**Byron Talbot [9-16]**

- 64 L Dan Goldberg (Mich.), 6-7, 7-5, 7-6

**Cannon/Talbot [2]**

- 32 W Wildey/Wolf (Kansas), 6-4, 6-4
- 16 L Kinneer/Van Gelderen (Clem.), 2-6, 7-6, 7-6

**1988****Shelby Cannon [4]**

- 64 L Mark Greenan (Wake), 6-7, 7-6, 7-6

**Byron Talbot**

- 64 W Brian Page (Clemson), 6-4, 2-6, 6-1
- 32 W Oliver Lorin (Oklahoma), 6-4, 3-6, 7-6
- 16 W Chris Garner (Georgia), 6-4, 3-6, 6-3
- QF L Brian Garrow (UCLA), 7-5, 6-2

**Cannon/Talbot [5-8]**

- 32 W Brownsberger/Jensen (USC), 6-2, 7-5
- 16 L Foley/Kurey (West Virginia), 7-6, 6-2

**1989****Brice Karsh**

- 64 L Joby Foley (West Virginia), 7-6, 6-4

**Karsh/Gibson**

- 32 L Amend/Black (USC), 6-4, 6-1

**1990****Doug Flach**

- 64 W Gilles Ameline (Wake Forest), 7-6, 7-6
- 32 L Jose Luis-Noriega (San D.), 6-4, 6-2

**Tim Jessup**

- 64 L Jonathan Stark (Stanford), 6-1, 6-4

**Brice Karsh**

- 64 W Matt Jackson (Texas Tech), 6-1, 6-0
- 32 W Marcos Garzo (Fresno State), 6-4, 7-6
- 16 L Conny Falk (Miami [Fla.]), 6-4, 6-4

**de Villiers/Gibson**

- 32 W Rulette/Stolle (Texas Christian), 6-0, 7-6
- 16 L Gyetko/Lomicky (Ariz. St.), 7-6, 4-6, 6-3

**Flach/Jessup [3]**

- 32 L Grant/Rubell (Duke), 6-2, 7-5

**1991****Tim Jessup**

- 64 L Fritz Bissell (UCLA), 6-2, 6-2

**Brice Karsh [9-16]**

- 64 L Ty Tucker (Ohio State), 6-3, 4-1, ret.

**Fabio Silberberg**

- 64 W Mark Knowles (UCLA), 4-6, 6-0, 7-5
- 32 L Ivan Baron (Georgia), 4-6, 6-4, 6-2

**de Villiers/Gibson**

- 32 L Belloli/Peterson (San D.), 6-7, 6-4, 7-6

**Jessup/Karsh [4]**

- 32 L Cohen/Falk (Miami [Fla.]), W

**1992****Chris Woodruff [9-16]**

- 64 W Greg Hartzch (Princeton), 6-2, 6-4
- 32 W Scott Hulse (Kentucky), 6-3, 7-6
- 16 W David DiLucia (Notre Dame), 6-2, 6-2
- QF L Howard Joffe (Pepperdine), 6-3, 6-2

**1993****Christopher Haggard**

- 64 L Sebastian LeBlanc (UCLA), 6-3, 1-6, 6-1

**Chris Woodruff [1]****NCAA CHAMPION**

- 64 W Greg Bowery (SMU), 6-4, 6-2
- 32 W Andrew Rueb (Harvard), 6-4, 6-3
- 16 W Mike Sell [9-16] (Georgia), 6-2, 7-5
- SF W David Draper (Texas), 6-0, 6-1
- QF W Tamer El Sawy (LSU), 6-2, 5-7, 6-3
- F W Wade McGuire [4] (Georgia), 6-3, 6-1

**Haggard/Wodruff**

- 32 W Devens/Patel (Stanford), 6-3, 4-6, 7-6
- 16 W Coleman/Forsyth (ND), 3-6, 6-3, 6-1
- QF L Pesola/Wesbrooks (LSU), 5-7, 6-3, 6-3

**1994****Chris Mahony**

- 64 W Maxsy Jimenez (S. Carolina), 7-6, 6-1
- 32 L Wayne Black [1] (USC), 6-1, 7-5

**Mahony/Montana**

- 32 W LeBlanc/Linn (UCLA), 3-6, 7-5, 6-3
- 16 W Clark/Phillips (Texas), 7-5, 6-3
- QF W Coctos/Flanagan (Stanford), 6-3, 4-6, 6-4
- SF L Miquelard/Simmons (MSU), 6-3, 7-5

**1995****Daniel Dewandaka**

- 64 L Simon Aspelin (Pepperdine), 6-4, 6-3

**Dewandaka/Magendans**

- 32 L Barrett/Pope (Indiana), 7-5, 6-7, 6-4

**Mahony/Montana**

- 32 W Arnold/Rueb (Harvard), 7-6, 7-5
- 16 L Baldas/Laschinger [4] (Ga.), 6-7, 6-4, 2-6

**1996****Chris Mahony**

- 64 L Oliver Mayo (Virginia Tech), 6-4, 6-3

**Pablo Montana**

- 64 L Manuel Ramirez (USC), 6-4, 7-6

**Mahony/Montana**

- 32 W James/Westlin (S. Ala.), 6-7, 6-0, 6-0
- 16 W DeLuise/Niemeyer (MTSU), 4-4, ret.
- QF W Goldstein/Thomas (Stanford), 6-4, 6-4
- SF L Fisher/Weir-Smith (TCU), 6-4, 6-2

**1998****Mark Way**

- 64 L R. Kendrick (Wash.), 6-2, 6-7(3), 6-3

**Copenhaver/Way**

- 32 W Hansson/Wallmark (SMU), 7-6(3), 7-5
- 16 L James/Westlin (S. Ala.), 6-3, 7-6(2)

**1999****Peter Handoyo [9-16]**

- 64 W Efe Ustundag (Rice), 7-6(9), 6-4
- 32 W Brian Vahaly (Virginia)
- 16 L Jeff Morrison [2] (Fla.), 7-6(6), 6-1

**Mark Parsons**

- 64 W Ryan Sachire [3] (ND), 6-4, 5-7, 6-0
- 32 W Carlos Drada (Kentucky), 7-6(2), 7-6(0)
- 16 L R. Wolters [9-16] (Stan.), 6-4, 2-6, 6-4

**2000****Mark Parsons**

- 64 W Nenad Toroman (Tulsa), 7-6(6), 6-2
- 32 L Jeff Morrison [1] (Fla.), 6-7, 6-3, 6-3

**2001****Adam Carey**

- 64 W Graydon Oliver (Illinois), 6-4, 6-4
- 32 L Oliver Maiberger (San D.), 6-2, 7-5

**Peter Handoyo**

- 64 W Kyle Kliegerman (Princeton), 6-3, 6-3
- 32 W Marco Baron [1] (MSU), 6-4, 1-6, 6-2
- 16 L K.J. Hippensteel [9-16] (Stanford), 6-2, 6-2

**Mark Parsons**

- 64 W Peter Luczak [4] (Fresno St.), 5-7, 6-2, 6-4
- 32 L Al Garland (Pepperdine), 6-4, 6-4

**2002****Peter Handoyo [2]**

- 64 L Ryan Newport (Texas A&M), 6-1, 6-2

**Mario Toledo**

- 64 L J. Fruttero [9-16] (Cal.), 5-7, 6-2, 6-2

**Rea/Toledo**

- 32 L Lipsky/Martin [2] (Stanford), 6-4, 6-4

**2003****Simon Rea**

- 64 L Brian Wilson [9-16] (Ill.), 6-3, 2-6, 6-4

**2004****Simon Rea**

- 64 L Scott Schnugg (Ga. Tech), 6-3, 6-4

**Rea/Spizzo**

- 32 W Endrikat/Morton (UC Irvine), 6-4, 6-3
- 16 L Csanadi/van der Merwe (ODU), 4-6, 6-3, 6-3

**2005****Mark Dietrich**

- 64 L Ryler Deheart [8] (Ill.), 6-3, 2-6, 6-2

**Oosthuizen/Rogers [9-16]**

- 64 L Chu/Kumar (Harvard), 6-1, 3-6, 6-3

**2006****Hubble/Rogers**

- 32 L Luchici/Pomeroy [4] (N.C.), 6-4, 6-3

**2007****Kaden Hensel**

- 64 L M. Dickhardt (San D.), 7-6, 4-6, 7-6

**Hubble/Rogers**

- 32 W Hung/Maravic (Michigan) 7-6, 6-2
- 16 L Isner/Flores [1] (Georgia) 7-6, 7-6

**2008****Kaden Hensel**

- 64 W Kellen Damico (Texas), 6-1, 6-2
- 32 L T. Helgeson [4] (Ga.) 6-2, 6-7(5), 7-5

**John-Patrick Smith**

- 64 W Thomas Liversage (San Diego) 7-5, 6-4
- 32 W Kaes Van't Hof (USC) 6-3, 6-1
- 16 W Enrique Olivares (ETSU) 6-2, 6-2
- QF W Steven Moneke (OSU) 6-2, 6-7(5), 6-3
- SF W Andre Begemann [9-16] (Pepp.) 6-2, 6-4
- F L Somdev Devvarman [1] (Va.) 6-3, 6-2

**Hensel/Smith [5-8]**

- 32 L Eberly/Kronauge (OSU) 1-6, 7-6(6), 7-6(5)

**2009****Boris Konic**

- 64 L Damon Gooch, Elon, 4-6, 6-4, 6-4

**John-Patrick Smith [6]**

- 64 W Jean-Yves Aubone, Fla. St., 6-3, 6-1
- 32 W Clay Donato, N. Carolina, 6-3, 7-6 (5)
- 16 L Sanam Singh, Virginia, 6-4, 7-5

**Sandgren/Smith [2]**

- 32 W Galic/Rux, Baylor, 6-4, 6-2
- 16 W Feeder/Meredith, Boise State, 6-3, 7-5
- QF W Forman/Parr [5-8], Wake, 6-3, 6-7 (4), 6-3
- SF W Puetz/Tsyrenov, Auburn, 6-4, 6-2
- F L Ingot/Shabaz, Va., 3-6, 7-6 (4), 6-4



## 2010

### Boris Conkic

- 64 W Yoann Re, Virginia Tech, 6-3, 1-6, 6-0
- 32 L Bradley Klahn, Stanford, 4-6, 6-3, 6-2

### John-Patrick Smith [3]

- 64 L Austen Childs, Louisville, 6-1, 6-1

### Rhyme Williams

- 64 W Steve Johnson [2] (Southern Cal) 6-4, 6-3
- 32 W Marcelo Arevalo (Tulsa) 7-5, 6-1
- 16 L Tim Puetz (Auburn) 7-5, 7-6

### Conkic/Williams

- 32 L Klahn/Thacher (Stanford) [4], 6-2, 6-2

### Sandgren/Smith [2]

- 32 W Juneau/Vidal (William & Mary) 4-6, 7-5, 7-5
- 16 W Bessonov/Nedovyesov (Okla. St.) 6-3, 7-6 (4)
- QF W Atkinson/Forman (Wake For.) 7-6 (4), 5-7, 6-3
- SF W Donato/Hardy (N. Carolina) 6-3, 6-2
- F L Courtney/Shabaz (Virginia) 6-7 (4), 6-2, 6-3

## 2011

### Tennys Sandgren

- 64 W Reid Carleton [9-16] (Duke) 6-3, 6-3
- 32 W Kellen Damico (Texas), 7-6 (4), 4-3 ret.
- 16 W Sebastian Fanselow (Pepperdine), 6-4, 7-6 (4)
- QF W Marcel Thiemann (Mississippi), 6-3, 6-4
- SF L Rhyme Williams [4] (Tennessee), 6-3, 3-6, 6-0

### John-Patrick Smith [9-16]

- 64 W George Coupland (Mississippi State), 6-1, 6-3
- 32 W Jarmere Jenkins (Virginia), 6-3, 6-1
- 16 L Steve Johnson [1] (Southern Cal), 7-6, 3-6, 7-6

### Rhyme Williams [4]

- 64 W Sanam Singh (Virginia), 6-3, 6-4
- 32 W Javier Garrapiz (Georgia), 6-1, 6-1
- 16 W Guillermo Gomez [9-16] (Georgia Tech), 7-5, 6-4
- QF W Bradley Klahn [9-16] (Stanford), 6-4, 6-4
- SF W Tennys Sandgren (Tennessee), 6-3, 3-6, 6-0
- F L Steve Johnson [1] (Southern Cal), 4-6, 6-2, 6-1

### Smith/Conkic [1]

- 32 W Allare/Kobelt (Ohio State), 7-6 (5), 6-2
- 16 L King/Spir (Georgia Tech), 6-3, 6-4

## 2012

### Mikelis Libietis

- 64 L Chase Buchanan [9-16] (Ohio State), 6-0, 6-1

### Libietis/Reese

- 32 L Carvahlo/Escoibar (Texas Tech) 6-4, 6-3

## 2013

### Mikelis Libietis [1]

- 64 L Mitchell Frank (Virginia), 6-2, 6-1

### Hunter Reese

- 64 L Alex Sarkissian (Pepperdine), 6-4, 2-6, 6-4

### Libietis/Reese [1]

- 32 W Redlicki/Tahir (Duke), 3-6, 6-2, 6-4
- 16 L Camillione/Holiner (Texas), 7-6, 7-5

## 2014

### Mikelis Libietis

- 64 L Diego Galeano (Baylor), 6-7, 7-5, 6-3

### Hunter Reese

- 64 L Marcos Giron [2] (UCLA), 6-1, 6-1

### Libietis/Reese [1]

- 32 W Goodman/Patel (Drake), 6-1, 6-2
- 16 W Giron/McDonald (UCLA), 6-1, 6-4
- QF W Bayane/Melton (California), 7-5, 6-4
- SF W Harrington/Maden (Clemson), 6-4, 6-2
- F W Kobelt/Metka [4] (Ohio State), 7-6 (4), 6-7 (3), 7-6 (6)

## 2015

### Mikelis Libietis [9-16]

- 64 W Dennis Mkrтчian (UCLA), 6-2, 6-7 (6), 6-2
- 32 W Max Tchoutakian (Baylor), 6-2, 6-7 (6), 7-6 (5)
- 16 L Cameron Norrie (TCU), 4-6, 6-4, 6-4

### Libietis/Reese [3]

- 32 W Chappell/Stein (TCU), 7-6, 6-2
- 16 W Craig/Gasson (Denver), 6-4, 7-6
- QF L Lenz/Galeano (Baylor), 6-7, 6-3, 6-4

## 2016

### Schipanski/Valero

- 64 W Bennett/Warrenn (Rice), 3-6, 6-3 [10-7]
- 32 L McDonald/Redlicki (UCLA), 6-3, 6-3

## 2017

### Timo Stodder

- 64 L Alex Ryabakov, TCU, 6-3, 4-6, 6-2



## NCAA STATS

### SINGLES

#### Champion (1)

Chris Woodruff 1993

#### Finalists (2)

John-Patrick Smith 2008  
Rhyme Williams 2011

#### Semifinalist (1)

Tennys Sandgren 2011

#### Quarterfinalists (7)

Rodney Harmon 1980  
Mike DePalmer Jr. 1982  
Paul Annacone 1983  
Paul Annacone 1984  
Shelby Cannon 1987  
Byron Talbot 1988  
Chris Woodruff 1992

#### Most Career Singles Wins (Individual NCAA)

1. Chris Woodruff	9	1992-93
1. John-Patrick Smith	9	2008-11
3. Paul Annacone	7	1982-84
4. Rhyme Williams	6	2010-11

### DOUBLES

#### Champions (2)

Rodney Harmon/Mel Purcell 1980  
Mikelis Libietis/Hunter Reese 2014

#### Finalists (3)

Mike Fancutt/Andy Kohlberg 1979  
John-Patrick Smith/Davey Sandgren 2009  
John-Patrick Smith/Davey Sandgren 2010

#### Semifinalists (2)

Chris Mahony/Pablo Montana 1994  
Chris Mahony/Pablo Montana 1996

#### Most Career Doubles Wins (Individual NCAA)

1. John-Patrick Smith	9	2008-11
2. Davey Sandgren	8	2007-10
2. Mikelis Libietis	8	2012-15
2. Hunter Reese	8	2012-15
5. Chris Mahony	7	1993-96
5. Pablo Montana	7	1993-96

# TENNESSEE'S 33 ALL-AMERICANS ALL-AMERICAN BIOGRAPHIES



**LENNY SCHLOSS**  
[1967]

Tennessee's first tennis All-America, Schloss teamed with different partners to win the SEC doubles crown in 1966 and 1967. He also helped guide the Vols to an SEC team title in 1966. He was inducted into the UT Tennis Hall of Fame in 2009.



**TOMMY MOZUR**  
[1968, 1970]

Mozur attained a national singles ranking of No. 15 in 1968, the highest ranking held by a Volunteer to that point. As a senior in 1970, Mozur captained the Vols to an SEC crown. He was inducted into the Tennessee Tennis Hall of Fame in 2009.



**MICHAEL FANCU TT**  
[1979]

As a freshman in 1979, Fancutt compiled a 12-7 dual-match record at No. 4 and won conference titles in singles and doubles. He also reached the NCAA doubles final with Andy Kohlberg. He later coached the Vols from 1998-2004.



**ANDY KOHLBERG**  
[1979]

Kohlberg stood atop the collegiate singles poll in 1979. He defeated the eventual NCAA singles champion twice during the season and led the Vols with a 15-4 singles record. He was inducted into the Tennessee Tennis Hall of Fame in 2007.



**RODNEY HARMON**  
[1980]

In 1980, Harmon captured the SEC No. 2 singles crown to help the Vols to their fourth conference title. He later teamed with Mel Purcell to win the NCAA doubles title. He also reached the semifinals of the NCAA singles championships.



**MEL PURCELL**  
[1980]

The top player on the Vols' 1980 SEC title team, Purcell won the SEC No. 1 singles crown and also won the NCAA doubles championship with Rodney Harmon. He was the 1980 Rolex National Intercollegiate singles champion.



**MIKE DEPALMER JR.**  
[1981, 1982]

DePalmer excelled for Tennessee in the early 1980s, reaching the NCAA singles quarterfinals in 1981 and reeling off 27 consecutive No. 1 singles victories in 1982. After turning pro, he rose to No. 23 in the world in singles and No. 4 in doubles.



**PAUL ANNAONE**  
[1982, 1983, 1984]

The Vols' first three-time All-America, Annacone was a two-time SEC champion, the 1984 Rolex National Indoor singles champion and the 1984 ITCA Player of the Year. He later coached all-time greats Pete Sampras and Roger Federer.



**CHRIS GREEN**  
[1984]

Green teamed with Paul Annacone in 1984 and the pair compiled an outstanding doubles record of 20-5. Green also went undefeated at the No. 4 singles position that year as the Vols finished 23-8 and 6-2 in the SEC.



**SHELBY CANNON**  
[1986, 1987, 1988]

Cannon won three SEC doubles titles and an SEC team title in 1986. He and partner Byron Talbot comprise Tennessee's all-time winningest doubles tandem with 102 victories. They accounted for 40 wins in 1986 and 38 in 1987.



**BYRON TALBOT**  
[1986, 1987, 1988]

Talbot teamed with Shelby Cannon to capture the 1986 Volvo Tennis Collegiate doubles championship and two SEC No. 1 doubles crowns. He remains the Vols' winningest singles player with 161 career victories, including a record 56 in 1987.



**DOUG FLACH**  
[1990]

Flach garnered All-SEC honors in both singles and doubles while leading the Vols to an SEC regular-season championship in 1990. UT finished 34-1, setting the school record for wins in a season as the Vols reached the national championship.



**TIM JESSUP**  
[1990, 1991]

Jessup became Tennessee's first SEC indoor singles champion when he won the title in 1991. He also garnered All-SEC honors for his outstanding doubles play in 1990. Jessup and Flach were the No. 3 seed at the NCAA doubles championships.



**BRICE KARSH**  
[1990, 1991]

A two-time All-America, Karsh advanced to the round of 16 in the 1990 NCAA men's singles championships. In 1991, he was ranked as high as No. 6 in the collegiate singles poll. He finished with 92 career victories as a Vol in three seasons.



**CHRIS WOODRUFF**  
[1992, 1993]

In 1993, Woodruff became the first Vol to win the NCAA singles championship. He was the 1993 SEC indoor singles champion and was named the 1992 Volvo Tennis rookie of the year. His 45 victories in 1993 is the fourth-most in a season in Vol history.



**CHRIS HAGGARD**  
[1993]

Haggard was named All-America and All-SEC after teaming with Chris Woodruff to reach the quarterfinals of the 1993 NCAA doubles championships. Later as a professional, he was ranked as high as No. 19 in the world in doubles.



**CHRIS MAHONY**  
[1994, 1996]

Mahony teamed with Pablo Montana to win the 1996 Rolex National Indoor doubles championship. He also garnered All-SEC honors in both singles and doubles in 1994 and 1996. He was later head coach of the Vols in 2005-06.



**PABLO MONTANA**  
[1994, 1995, 1996]

Montana and partner Chris Mahony captured the 1996 Rolex National Indoor doubles championship. As a senior, Montana held down the No. 1 singles position for the Vols. He and Chris Mahony accounted for 75 career doubles victories.

RECORDS

RESULTS

TEAM HONORS

INDIVIDUAL HONORS

ECT.



TENNESSEE'S 33 ALL-AMERICANS

# ALL-AMERICAN BIOGRAPHIES




**MARK PARSONS**  
[1999]

Parsons was ranked as high as No. 23 in the nation in 1999. His 31 singles wins earned him a spot in the NCAA singles championships, where he reached the round of 16. He and Adam Carey were named to the 2001 NCAA All-Tournament Team.



**PETER HANDOYO**  
[1999, 2001, 2002]

Handoyo was simply dominant during his time on Rocky Top. He had a hand in four SEC titles (one singles, two doubles and one team) and racked up 145 career singles wins, the second-most in a UT career. He won the SEC indoor title in 2002.



**MARIO TOLEDO**  
[2002]

Toledo ended the 2002 season ranked No. 20 in the ITA singles poll. He was runner-up at the Region III singles championships, garnered All-SEC honors and led the Vols with 33 singles wins. The Vols reached the NCAA semifinals in 2002.



**SIMON REA**  
[2004]

At the conclusion of the 2004 season, Rea was listed at No. 37 and No. 10 in the ITA's national singles and doubles polls, respectively. The senior also earned All-SEC first-team honors, as did doubles partner Damien Spizzo.



**DAMIEN SPIZZO**  
[2004]

Spizzo led the Vols with a .792 (19-5) doubles winning percentage in 2004. He teamed with partner Simon Rea to go 12-5 in the spring, including 8-2 vs. ranked opponents. He and Rea reached the second round of the NCAA championship.



**OCKIE OOSTHUIZEN**  
[2005]

Oosthuizen led the Vols with a .707 (29-12) doubles winning percentage in 2005 with partner Ben Rogers. The tandem went 14-8 against ranked opponents that year. He was second-team All-SEC that season.



**BEN ROGERS**  
[2005]

Rogers went 29-15 in doubles in 2005. He and Ockie Oosthuizen achieved a ranking as high as No. 5 in doubles. The UT tandem won the Southern Intercollegiate Doubles Title. Years later in 2011, he formed a pro doubles team with John-Patrick Smith.



**KADEN HENSEL**  
[2007, 2008]

Hensel was a fantastic singles and doubles player in his time as a Volunteer. He finished with 85 career doubles victories, 52 of them coming with Bobby Cameron. He also accumulated 66 singles wins.



**JOHN-PATRICK SMITH**  
[2008, 2009, 2010, 2011]

Not only did Smith become UT's first 4-time All-American, he was also the second player in college tennis history to be an All-American in singles & doubles all 4 years. The Vols' career singles and doubles leader was voted SEC Athlete of the Year in 2011.



**DAVEY SANDGREN**  
[2009, 2010]

Sandgren teamed up with John-Patrick Smith to form one of the best doubles teams in the nation for two years, reaching the NCAA finals in 2009 and 2010. The duo ended the year ranked No. 1 by the ITA in 2009. Sandgren was also All-SEC in 2007 and 2010.



**RHYN WILLIAMS**  
[2010, 2011]

Williams enjoyed perhaps the best two individual years in UT history. An All-American twice, he won the 2010 USTA/ITA National Indoors title and was an NCAA singles finalist in 2011. He held the No. 1 ranking for two months after his indoor title run.



**BORIS CONKIC**  
[2011]

After four All-SEC honors, Conkic became an All-American as a senior. One of four Vols to collect 100 wins in both singles and doubles, he held the No. 1 doubles ranking with John-Patrick Smith. He was also ranked as high as 20 in singles.



**TENNY SANDGREN**  
[2011]

A virtual lock for the Vols in dual matches, Sandgren earned All-America honors by upsetting his way into the semifinals of the NCAA singles tournament. He went 20-1 in two years of SEC play and was two-time All-SEC playing the No. 3 and 4 spots.



**MIKELIS LIBIETIS**  
[2013, 2014, 2015]

A five-time All-American, Libietis was voted the SEC Player of the Year en route to holding the No. 1 rankings in singles and doubles. He and Hunter Reese won three national doubles titles, including the 2014 NAAs. He became the fifth Vol to earn 100+ wins in singles (106) and doubles (118).



**HUNTER REESE**  
[2013, 2014, 2015]

Reese collected doubles All-America honors his last three years. He and Mikelis Libietis won three national doubles titles, including the 2014 NAAs and the ITA All-American twice. He enjoyed his best singles season in 2014, playing No. 1 and earning a rank as high as 16.



## TENNESSEE'S 33 ALL-AMERICANS

# QUICK FACTS

### ALL-AMERICANS: CHRONOLOGICALLY

Name	Hometown	Years	R/L
Lenny Schloss	Baltimore, Md.	1967	R
Tommy Mozur	Sweetwater, Tenn.	1968, 1970	R
Michael Fancutt	Brisbane, Australia	1979	R
Andy Kohlberg	Larchmont, N.Y.	1979	L
Rodney Harmon	Richmond, Va.	1980	R
Mel Purcell	Murray, Ky.	1980	R
Mike DePalmer Jr.	Knoxville, Tenn.	1981, 1982	L
Paul Annacone	East Hampton, N.Y.	1982, 1983, 1984	R
Chris Green	Orlando, Fla.	1984	R
Shelby Cannon	Gainesville, Fla.	1986, 1987, 1988	L
Byron Talbot	Johannesburg, South Africa	1986, 1987, 1988	R
Doug Flach	St. Louis, Mo.	1990	R
Tim Jessup	Downers Grove, Ill.	1990, 1991	R
Brice Karsh	Thomasville, Ga.	1990, 1991	R
Chris Woodruff	Knoxville, Tenn.	1992, 1993	R
Chris Haggard	Sasolburg, South Africa	1993	L
Chris Mahony	Brisbane, Australia	1994, 1996	R
Pablo Montana	Miami, Fla.	1994, 1995, 1996	R
Mark Parsons	St. John's, Canada	1999	R
Peter Handoyo	Surabaya, Indonesia	1999, 2001, 2002	R
Mario Toledo	Delray Beach, Fla.	2002	R
Simon Rea	Auckland, New Zealand	2004	L
Damien Spizzo	Skye, Australia	2004	R
Ockie Osthuizen	Bellville, South Africa	2005	R
Ben Rogers	Kingsport, Tenn.	2005	R
Kaden Hensel	Mudgeeraba, Australia	2007, 2008	R
John-Patrick Smith	Townsville, Australia	2008, 2009, 2010, 2011	L
Davey Sandgren	Gallatin, Tenn.	2009, 2010	R
Rhyn Williams	Knoxville, Tenn.	2010, 2011	R
Boris Conkic	Novi Sad, Serbia	2011	L
Tennys Sandgren	Gallatin, Tenn.	2011	R
Mikelis Libietis	Priekuli, Latvia	2013, 2014, 2015	R
Hunter Reese	Kennesaw, Ga.	2013, 2014, 2015	R

### BREAKDOWN: 33 TOTAL ALL-AMERICANS

#### BY COUNTRY (33 PLAYERS - 8 COUNTRIES)

20 United States  
5 Australia  
3 South Africa  
1 Canada  
1 Latvia  
1 New Zealand  
1 Indonesia  
1 Serbia

#### BY STATE (20 PLAYERS - 9 STATES)

7 Tennessee  
4 Florida  
2 Georgia  
2 New York  
1 Missouri  
1 Kentucky  
1 Virginia  
1 Maryland  
1 Illinois

#### RIGHTY/LEFTY

26 Right-handed  
7 Left-handed

#### TOTAL HONORS

33 All-Americans  
56 Total Honors

# ITA NATIONAL HONORS & RANKINGS

## ■ ALL AMERICANS

### ITA ALL-AMERICAN

1967	Lenny Schloss
1968	Tommy Mozur
1970	Tommy Mozur
1979	Michael Fancutt Andy Kohlberg
1980	Rodney Harmon Mel Purcell
1981	Mike DePalmer Jr.
1982	Paul Annacone Mike DePalmer Jr.
1983	Paul Annacone
1984	Paul Annacone Chris Green
1986	Shelby Cannon Byron Talbot
1987	Shelby Cannon Byron Talbot
1988	Shelby Cannon Byron Talbot
1990	Doug Flach Tim Jessup Brice Karsh
1991	Tim Jessup Brice Karsh
1992	Chris Woodruff
1993	Chris Haggard Chris Woodruff
1994	Chris Mahony Pablo Montana
1995	Pablo Montana
1996	Chris Mahony Pablo Montana
1999	Peter Handoyo Mark Parsons
2001	Peter Handoyo
2002	Peter Handoyo Mario Toledo
2004	Simon Rea (D) Damien Spizzo (D)
2005	Ockie Oosthuizen (D) Ben Rogers (D)
2007	Kaden Hensel (S)
2008	Kaden Hensel (D) John-Patrick Smith (S, D)
2009	Davey Sandgren (D) John-Patrick Smith (S, D)
2010	Davey Sandgren (D) John-Patrick Smith (S, D) Rhyne Williams (S)
2011	Boris Conkic (D) Tennys Sandgren (S) John-Patrick Smith (S, D) Rhyne Williams (S)
2013	Mikelis Libietis (S, D) Hunter Reese (D)
2014	Mikelis Libietis (D) Hunter Reese (D)
2015	Mikelis Libietis (S, D) Hunter Reese (D)

### 4-TIME ALL-AMERICAN (1)

John-Patrick Smith (2008, 09, 10, 11)\*

\* 2nd player in the history of college tennis to be a four-time All-America in singles and doubles all four years of his career.

### 3-TIME ALL-AMERICAN (7)

Paul Annacone (1982, 83, 84)

Shelby Cannon (1986, 87, 88)

Peter Handoyo (1999, 2001, 2002)

Mikelis Libietis (2013, 14, 15)

Pablo Montana (1994, 95, 96)

Hunter Reese (2013, 14, 15)

Byron Talbot (1986, 87, 88)

## ■ ITA NATIONAL AWARDS

### ITA PLAYER OF THE YEAR

Final No. 1 ranked singles player

1984 Paul Annacone

1993 Chris Woodruff

### ITA COACH OF THE YEAR

1990 Mike DePalmer Sr.

2013 Sam Winterbotham

### ITA ASSISTANT COACH OF THE YEAR

2013 Chris Woodruff

### ITA ROOKIE OF THE YEAR

1992 Chris Woodruff

1999 Peter Handoyo

### ITA PLAYER TO WATCH

1987 Shelby Cannon

2013 Mikelis Libietis

### ITA DOUBLES TEAM OF THE YEAR

Final No. 1 ranked doubles team

1980 Rodney Harmon/Mel Purcell

2009 John-Patrick Smith/Davey Sandgren

2011 John-Patrick Smith/Boris Conkic

2014 Mikelis Libietis/Hunter Reese

### RAFAEL OSUNA SPORTSMANSHIP AWARD

1987 Byron Talbot

2010 John-Patrick Smith

### JOHN VAN NOSTRAND AWARD

Given to senior planning to pursue pro career

2002 Peter Handoyo

### ITA SCHOLAR ATHLETE

2007 Chris Racz

Kiril Tcherveniachki

2009 John-Patrick Smith

2010 Matteo Fago

Taylor Patrick

John-Patrick Smith

2011 Colton Norton

Tennys Sandgren

John-Patrick Smith

2012 Jarryd Chaplin

Brandon Fickey

Peter Nagovnak

Colton Norton

Hunter Reese

2013 Jarryd Chaplin

Colton Norton

Hunter Reese

2014 Sunay Bhat

Jarryd Chaplin

Brandon Fickey

Colton Norton

Hunter Reese

2015 Sunay Bhat

Brandon Fickey

Hunter Reese

Luis Valero

## ■ TOP RANKED PLAYERS

### NO. 1 SINGLES PLAYERS

Held top ranking at any time

1979 Andy Kohlberg

1982 Mike DePalmer Jr.

1984 Paul Annacone

1993 Chris Woodruff

2010 John-Patrick Smith

2011 Rhyne Williams

2013 Mikelis Libietis

### NO. 1 DOUBLES TEAMS

Held top ranking at any time

1980 Rodney Harmon/Mel Purcell

2009 John-Patrick Smith/Davey Sandgren

2010 John-Patrick Smith/Davey Sandgren

2011 John-Patrick Smith/Boris Conkic

2013 Mikelis Libietis/Hunter Reese

2014 Mikelis Libietis/Hunter Reese

## ■ ITA HALL OF FAME

Year represents induction class

1993 Tommy Bartlett

1995 Mike DePalmer Sr.

1999 Mel Purcell

2002 Paul Annacone

2008 Chris Woodruff

2010 Rodney Harmon

# COLLEGIATE MAJOR CHAMPIONS

**PLUS:** NATIONAL & CONFERENCE ALL-TOURNAMENT TEAMS

## MAJOR COLLEGE TITLES

### NCAA INDIVIDUAL TITLES

#### SINGLES CHAMPION

1993 Chris Woodruff

#### SINGLES FINALISTS

1988 John-Patrick Smith

2011 Rhyne Williams

#### DOUBLES CHAMPIONS

1980 Rodney Harmon/Mel Purcell

2014 Mikelis Libietis/Hunter Reese

#### DOUBLES FINALISTS

1979 Michael Fancutt/Andy Kohlberg

2009 John-Patrick Smith/Davey Sandgren

2010 John-Patrick Smith/Davey Sandgren

## ITA ALL-AMERICAN CHAMPIONSHIPS

### SINGLES CHAMPION

2009 John-Patrick Smith

### SINGLES FINALIST

1982 Paul Annacone

### DOUBLES CHAMPIONS

1986 Shelby Cannon/Byron Talbot

2009 John-Patrick Smith/Boris Conkic

2013 Mikelis Libietis/Hunter Reese\*

2014 Mikelis Libietis/Hunter Reese\*

\* - Libietis and Reese became the first team in All-American history to win back-to-back titles. They are the third team to reach multiple doubles finals at the event.

## USTA/ITA NATIONAL INDOOR INTERCOLLEGIATE CHAMPIONSHIPS

### SINGLES CHAMPION

1980 Mel Purcell

1984 Paul Annacone

2010 Rhyne Williams

### SINGLES FINALIST

1991 Brice Karsh


### DOUBLES CHAMPIONS

1996 Chris Mahony/Pablo Montana

### DOUBLES FINALISTS

1984 Paul Annacone/Mark Herrington

2013 Mikelis Libietis/Hunter Reese



## ALL-TOURNAMENT TEAMS

### NCAA TENNIS CHAMPIONSHIPS ALL-TOURNAMENT TEAM

#### NO. 3 SINGLES

2010 Rhyne Williams

#### NO. 6 SINGLES

2000 Mark Fitzpatrick

#### NO. 2 DOUBLES

2001 Adam Carey/Mark Parsons

#### NO. 3 DOUBLES

2000 Andy Crews/Peter Handoyo

2010 Matteo Fago/Edward Jones

### ITA NATIONAL TEAM INDOORS ALL-TOURNAMENT TEAM

#### NO. 3 SINGLES

2010 Rhyne Williams

#### NO. 1 DOUBLES

2010 John-Patrick Smith/Davey Sandgren

2011 John-Patrick Smith/Boris Conkic

#### NO. 2 DOUBLES

2010 Boris Conkic/Rhyne Williams

### SEC ALL-TOURNAMENT TEAM

2002 Adam Carey (MVP)

2010 John-Patrick Smith (MVP)

Boris Conkic

2011 Tennys Sandgren

2013 Mikelis Libietis

Hunter Reese

RECORDS

RESULTS

TEAM HONORS

INDIVIDUAL HONORS

ECT.



# SEC INDIVIDUAL CHAMPIONS

CONFERENCE CHAMPIONS DURING FORMER FLIGHTED TOURNAMENT & INDOOR WINNERS

## SEC OUTDOOR CHAMPIONS

### SINGLES

#### NO. 1

1951	Bill Davis
1968	Tommy Mozur
1972	Paul Van Min
1979	Andy Kohlberg
1980	Mel Purcell
1984	Paul Annacone

#### NO. 2

1952	Gavin Gentry
1966	Lenny Schloss
1972	Robert Van Malder
1973	Dan Huber
1980	Rodney Harmon
1986	Byron Talbot
1987	Byron Talbot

#### NO. 3

1951	Gavin Gentry
1952	Tommy Bartlett
1966	Kenny Marcus
1967	Tommy Mozur

#### NO. 4

1974	Dan Huber
1979	Michael Fancutt

#### NO. 5

1951	Tommy Bartlett
1966	Bobby Dow
1982	Earl Grainger

#### NO. 6

1950	Tommy Bartlett
1980	Dan Cooper
1986	Tim Leos

### DOUBLES

#### NO. 1

1951	Cullum/Davis
1966	Jackson/Schloss
1967	Mozur/Schloss
1970	Freeman/Mozur
1978	DeLatte/Gillespie
1979	Fancutt/Kohlberg
1980	Harmon/Purcell
1981	DePalmer Jr./Fancutt
1982	Annacone/DePalmer Jr.
1986	Cannon/Talbot
1987	Cannon/Talbot

#### NO. 2

1952	Bartlett/Gentry
1965	Darden/Marcus
1974	Dunn/Van Malder
1975	DeLatte/Dunn
1978	Cooper/Kohlberg
1979	Gillespie/McKeown
1980	Corn/Fancutt
1983	Grainger/Moos
1985	Cannon/Claverie
1986	Cohenour/Herrington

#### NO. 3

1950	Bartlett/Curry
1951	Bartlett/Gentry
1966	Marcus/Preston

**NOTE:** The individual SEC outdoor champions were determined when the SEC Tournament was in a flighted individual format rather than its current team form. The dual match tournament format started in 1990.

## SEC COACHES INDOOR CHAMPIONS

### SINGLES

1980	Mel Purcell
1991	Tim Jessup
1993	Chris Woodruff
2002	Peter Handoyo
2009	John-Patrick Smith
2010	Boris Conkic

### DOUBLES

1979	Fancutt/Kohlberg
1980	Harmon/Purcell
1995	Dewardaka/Magendans
2000	Crews/Handoyo
2002	Dietrich/Handoyo
2009	Sandgren/Smith

**NOTE:** The SEC Indoor Championships have not been contested since 2012. The SEC Fall Classic, a "spiritual successor" of sorts, was started in 2013.

# SEC AWARDS & HONORS

## ► BY THE NUMBERS

51

» Vols who have been named All-SEC since 1966, a total of 96 times.

7

» Vols have been four-time All-SEC recipients: Cannon, Conkic, Handoyo, Libietis, Smith, Talbot and Van Min.

2

» Players in SEC history to be named SEC Player of the Year twice: John-Patrick Smith and John Isner (Georgia).

### ■ ALL-CONFERENCE

#### ALL-SEC

1966	Jack Jackson Kenny Marcus (2nd) Lenny Schloss
1967	Tommy Mozur (2nd)
1968	Tommy Mozur
1969	Jim Ward (2nd)
1970	Tommy Mozur Jim Ward (2nd)
1971	Robert Pierce (2nd) Robert Van Malder (2nd)
1972	Robert Van Malder Paul Van Min
1973	Dan Huber Paul Van Min
1974	Paul Van Min
1975	Dan Huber Paul Van Min
1976	Tracy DeLatte
1977	Tracy DeLatte Gary Dunn
1978	Tracy DeLatte
1979	Andy Kohlberg Denis McKeown
1980	Rodney Harmon Mel Purcell
1981	Mike DePalmer Jr.
1982	Paul Annacone Mike DePalmer Jr.
1983	Paul Annacone
1984	Paul Annacone
1985	Shelby Cannon (hm) Carlos Claverie (hm) Mark Herrington (hm) Byron Talbot (hm)
1986	Shelby Cannon (S, D) Mark Herrington (S, D) Byron Talbot (S, D)
1987	Shelby Cannon (S, D) Byron Talbot (S, D)
1988	Shelby Cannon (S, D) Mike Pittard (S) Byron Talbot (S, D)
1990	Doug Flach (S, D) Tim Jessup (D)
1991	Tim Jessup (D) Brice Karsh (S, D)
1992	Chris Woodruff (S)
1993	Chris Haggard (D) Chris Woodruff (S, D)
1994	Chris Mahony (S, D)
1995	Daniel Dewandaka (S) Pablo Montana (2nd S)
1996	Chris Mahony (S, D) Pablo Montana (S, D)
1998	Mark Way (2nd S)
1999	Adam Carey (2nd D) Peter Handoyo (S) Mark Parsons (2nd S, 2nd D)
2000	Peter Handoyo (2nd S) Mark Parsons (S)
2001	Peter Handoyo (2nd S) Mark Parsons (2nd S)
2002	Peter Handoyo (S) Simon Rea (2nd D) Mario Toledo (S)

2003	Mark Dietrich (2nd) Simon Rea (2nd)
2004	Simon Rea Damien Spizzo
2005	Mark Dietrich (2nd) Ockie Oosthuizen (2nd) Ben Rogers (2nd)
2007	Kaden Hensel Davey Sandgren (2nd)
2008	John-Patrick Smith Boris Conkic (2nd) Kaden Hensel (2nd)
2009	John-Patrick Smith Matteo Fago Boris Conkic (2nd)
2010	John-Patrick Smith Boris Conkic Rhyne Williams Davey Sandgren Tennys Sandgren (2nd)
2011	John-Patrick Smith Boris Conkic Tennys Sandgren Rhyne Williams
2012	Mikelis Libietis Hunter Reese (2nd)
2013	Mikelis Libietis Hunter Reese Jarryd Chaplin (2nd)
2014	Mikelis Libietis Hunter Reese
2015	Mikelis Libietis
2016	Luis Valero (2nd)
2017	Timo Stodder

#### 4-TIME ALL-SEC (7)

Paul Van Min (1972, 73, 74, 75)  
Shelby Cannon (1985, 86, 87, 88)  
Byron Talbot (1985, 86, 87, 88)  
Peter Handoyo (1999, 2000, 01, 02)  
Boris Conkic (2008, 09, 10, 11)  
John-Patrick Smith (2008, 09, 10, 11)  
Mikelis Libietis (2012, 13, 14, 15)

#### 3-TIME ALL-SEC (6)

Tommy Mozur (1967, 68, 70)  
Tracy DeLatte (1976, 77, 78)  
Paul Annacone (1982, 83, 84)  
Mark Parsons (1999, 2000, 01)  
Simon Rea (2002, 03, 04)  
Hunter Reese (2012, 13, 14)

### ■ POSTSEASON AWARDS

#### SEC ATHLETE OF THE YEAR

2011 John-Patrick Smith

#### SEC PLAYER OF THE YEAR

1993 Chris Woodruff  
2010 John-Patrick Smith  
2011 John-Patrick Smith  
2013 Mikelis Libietis

#### SEC COACH OF THE YEAR

1966 Tommy Bartlett  
1980 Paul Newman  
1986 Mike DePalmer Sr.  
1990 Mike DePalmer Sr.  
1998 Michael Fancutt  
2008 Sam Winterbotham  
2010 Sam Winterbotham

#### SEC FRESHMAN OF THE YEAR

2008 John-Patrick Smith  
2010 Rhyne Williams

#### SEC ALL-FRESHMAN TEAM

2008 John-Patrick Smith  
Boris Conkic  
Matteo Fago  
2010 Tennys Sandgren  
Rhyne Williams  
2012 Mikelis Libietis  
Hunter Reese

#### SEC ALL-TOURNAMENT TEAM

2002 Adam Carey (MVP)  
2010 John-Patrick Smith (MVP)  
Boris Conkic  
2011 Tennys Sandgren  
2013 Mikelis Libietis  
Hunter Reese

RECORDS

RESULTS

TEAM HONORS

INDIVIDUAL HONORS

ECT.



# ACADEMIC HONORS

## COSIDA ACADEMIC ALL-AMERICA

- 1995 Chris Mahony
- 1996 Chris Mahony

## COSIDA ACADEMIC ALL-DISTRICT

- 1995 Chris Mahony
- 1996 Chris Mahony
- 2003 Wade Orr (3rd team)
- 2010 John-Patrick Smith (3rd team)
- 2011 John-Patrick Smith (2nd team)

## ITA SCHOLAR ATHLETE

**Note:** GPA above 3.5 for whole year

- 2007 Chris Racz  
Kiril Tcherveniachki
- 2009 John-Patrick Smith
- 2010 Matteo Fago  
Taylor Patrick  
John-Patrick Smith
- 2011 Colton Norton  
Tennys Sandgren  
John-Patrick Smith
- 2012 Jarryd Chaplin  
Brandon Fickey  
Peter Nagovnak  
Colton Norton  
Hunter Reese
- 2013 Jarryd Chaplin  
Colton Norton  
Hunter Reese
- 2014 Sunay Bhat  
Jarryd Chaplin  
Brandon Fickey  
Colton Norton  
Hunter Reese
- 2015 Hunter Reese  
Brandon Fickey  
Sunay Bhat  
Luis Valero
- 2016 Sunay Bhat  
Luis Valero

## ITA ALL-ACADEMIC TEAM

**Note:** Cumulative team GPA above 3.2

**Times:** 4

**Years:** 2009; 2010; 2011; 2012

## SEC ACADEMIC HONOR ROLL

- |      |                    |      |
|------|--------------------|------|
| 1984 | Paul Annacone      | 3.06 |
|      | Marc Fishman       | 3.00 |
| 1986 | Marc Fishman       | 3.40 |
|      | Carlos Garcia      | 3.29 |
| 1987 | Carlos Garcia      | 3.05 |
|      | Tom Goles          | 3.45 |
| 1989 | Connie de Villiers | 3.32 |
|      | John Gibson        | 3.21 |
| 1990 | Connie de Villiers | 3.27 |
|      | Brice Karsh        | 3.34 |
| 1991 | Connie de Villiers | 3.36 |
|      | John Gibson        | 3.23 |
|      | Brice Karsh        | 3.30 |
|      | Fabio Silberberg   | 3.01 |
| 1992 | Abrie du Plooy     | 3.80 |
| 1993 | Clayton Johnson    | 3.55 |
|      | Chris Woodruff     | 3.05 |
| 1994 | Rhain Buth         | 3.81 |
|      | Clayton Johnson    | 3.30 |
|      | Chris Mahony       | 3.74 |
| 1995 | Daniel Dewandaka   | 3.15 |
|      | Martijn Magendans  | 3.38 |
|      | Chris Mahony       | 3.84 |
|      | Pablo Montana      | 3.02 |
| 1996 | Chad Copenhaver    | 3.21 |

- |      |                      |      |
|------|----------------------|------|
|      | Chris Mahony         | 3.83 |
| 1998 | Chad Copenhaver      | 3.41 |
|      | Roger Ilias          | 3.02 |
|      | Kaspar Rasmussen     | 3.41 |
| 1999 | Chad Copenhaver      | 3.49 |
| 2000 | Peter Handoyo        | 3.05 |
| 2001 | Andy Crews           | 3.33 |
|      | Peter Handoyo        | 3.10 |
|      | Mark Parsons         | 3.00 |
|      | Matt Turner          | 3.78 |
| 2002 | Andy Crews           | 3.13 |
|      | Mark Fitzpatrick     | 3.28 |
|      | Peter Handoyo        | 3.06 |
|      | Paul Podbury         | 3.16 |
| 2003 | Andy Crews           | 3.57 |
|      | Peter Handoyo        | 3.06 |
|      | Wade Orr             | 3.58 |
| 2004 | Wade Orr             | --   |
| 2005 | Johnny Thornton      | --   |
| 2006 | David Baxendine      | --   |
|      | Bobby Cameron        | --   |
|      | Kaden Hensel         | --   |
|      | Ben Rogers           | --   |
| 2007 | Bo Hardegree         | --   |
|      | Kaden Hensel         | --   |
|      | Adam Hubble          | --   |
|      | Davey Sandgren       | --   |
|      | Kiril Tcherveniachki | --   |
| 2008 | Kaden Hensel         | --   |
|      | Chris Racz           | --   |
|      | Davey Sandgren       | --   |
| 2009 | Boris Conkic         | --   |
|      | Davey Sandgren       | --   |
|      | John-Patrick Smith   | --   |
|      | Jeremy Tweedt        | --   |
| 2010 | Matt Brewer          | --   |
|      | Boris Conkic         | --   |
|      | Matteo Fago          | --   |
|      | Taylor Patrick       | --   |
|      | Davey Sandgren       | --   |
|      | John-Patrick Smith   | --   |
|      | Max Stevens          | --   |
|      | Bryan Swartz         | --   |
|      | Christopher Williams | --   |
| 2011 | Boris Conkic         | --   |
|      | Matteo Fago          | --   |
|      | Edward Jones         | --   |
|      | Taylor Patrick       | --   |
|      | Tennys Sandgren      | --   |
|      | John-Patrick Smith   | --   |
|      | Bryan Swartz         | --   |
| 2012 | Jarryd Chaplin       | --   |
|      | Edward Jones         | --   |
|      | Colton Norton        | --   |
|      | Taylor Patrick       | --   |
|      | Hunter Reese         | --   |
|      | Bryan Swartz         | --   |
| 2013 | Jarryd Chaplin       | --   |
|      | Brandon Fickey       | --   |
|      | Edward Jones         | --   |
|      | Colton Norton        | --   |
|      | Hunter Reese         | --   |
| 2014 | Jarryd Chaplin       | --   |
|      | Brandon Fickey       | --   |
|      | Colton Norton        | --   |
|      | Hunter Reese         | --   |
| 2015 | Sunay Bhat           | --   |
|      | Brandon Fickey       | --   |
|      | Hunter Reese         | --   |
|      | Jack Schipanski      | --   |
| 2016 | Sunay Bhat           | --   |
|      | Jack Schipanski      | --   |
|      | Luis Valero          | --   |

# LETTERMEN & CAREER AWARDS

RECORDS BASED ON 1927-41 & 1963-2013 // HOMETOWNS LISTED SINCE 1967

Name	Years	Hometown	Country	All-SEC	All-American	Career Record Singles	Doubles
<b>A</b>							
Lee Abraham	1953	--	--			--	--
Paul Annacone	1981-1983	East Hampton, NY	US	1982, 1983, 1984	1982, 1983, 1984	115-22	76-26
John Armitage	1938-1940	--	--			--	--
Edgar Arnold	1957-1960	--	--			--	--
David Awood	1962-1964	--	--			--	--
<b>B</b>							
Robert Barksdale Jr.	1947-1948	--	--			--	--
Tom Barnett	1954	--	--			--	--
Tommy Bartlett	1950-1952	--	--			--	--
David Baxendale	2005-2006	Surrey	England			22-20	
Jones Beene	1934, 36-37	--	--			--	--
Matt Berry	2004-2005	Cape Town	South Africa			21-12	5-3
Sunay Bhat	2014-2017	Knoxville, TN	US			16-41	12-25
Roger Blackburn	1983-1985	Coral Springs, FL	US			74-27	51-23
Marc Bolle	1971-1974	Ghent	Belgium			59-20	45-17
Fred Brackney	1954-1956	--	--			--	--
Don Brewer	1975-1978	Jefferson City, TN	US			36-32	36-23
Matt Brewer	2007-2010	Memphis, TN	US			64-60	22-40
Mike Brimmer	1990	Green Bay, WI	US			8-4	0-0
Leonard Broughton Jr.	1939-1941	--	--			--	--
Fred Brown	1928	--	--			--	--
Herbert Brown	1930	--	--			--	--
Francis Brumit	1947-1948	--	--			--	--
Bob Bruner	1948-1949, 51	--	--			--	--
Chris Buckley	1998	Oak Ridge, TN	US			4-5	0-1
Newman Burns	1927-1928	--	--			--	--
Rhain Buth	1993-1994	Wichita, KS	US			30-27	30-25
<b>C</b>							
Mario Cabral	1990	Buenos Aires	Argentina			3-4	2-0
Bobby Cameron	2005-2007	Lenior City, TN	US			52-43	65-32
Bob Campbell	1951-1952	--	--			--	--
Shelby Cannon	1985-1988	Gainesville, FL	US	1985, 1986, 1987, 1988	1986, 1987, 1988	140-63	128-35
Tomas Cantrell	1948	--	--			--	--
Nick Caramehas	1987-1988	Green Bay, WI	US			8-16	10-9
Adam Carey	1999-2002	Brisbane	Australia	1999		112-48	84-45
Robert Carridine	1940	--	--			--	--
Allen Carter	1958-1961	--	--			--	--
James Catenis	1986	Burlington, NC	US			0-2	0-0
Chris Chandler	1978	Geelonge	Australia			16-9	19-6
Jarryd Chaplin	2011-2014	Sydney	Australia	2013		64-55	74-44
Jerry Choate	1959-1960	--	--			--	--
Carlos Claverie	1985	Caracus	Venezuela	1985		31-11	27-7
P.P. Claxton	1933	--	--			--	--
John Collins	2013	Bowie, Md.	US			79-55	87-57
Carey Cohenour	1986-1987	Bradenton, FL	US			51-41	44-21
Boris Conkic	2008-2011	Novi Sad	Serbia	2008, 2009, 2010, 2011	2011	108-34	115-24
Alvin Connelly	1963-1964	--	--			--	--
Dan Cooper	1978-1980	Dallas, TX	US			44-20	31-32
Chad Copenhaver	1995-96, 98-99	Hendersonville, NC	US			54-51	58-40
Doug Corn	1979-1982	Cincinnati, OH	US			46-33	28-20
James Cowan	1937-1938	--	--			--	--
Andy Crews	1998-2002	Brentwood, TN	US			38-32	73-40
Steve Crofford	1980-1983	Nashville, TN	US			10-15	16-6
Thomas Crowe	1942-1943	--	--			--	--
Polk Crumbliss	1933	--	--			--	--
Ward Crutchfield	1951-1952	--	--			--	--
John Cullum	1950-1952	--	--			--	--
W.G. Currie Jr.	1948, 50-52	--	--			--	--
<b>D</b>							
Sam Darden	1963-1965	--	--			--	--
Bill Davis	1949-1952	--	--			--	--
Tommy Davis	1954	--	--			--	--
T.J. Deane Jr.	1930	--	--			--	--
Tracy Delatte	1975-1978	Lafayette, LA	US	1976, 1977, 1978		46-29	43-26
Mike DePalmer Jr.	1981-1982	Knoxville, TN	US	1981, 1982	1981, 1982	68-14	46-12
Coenie deVilliers	1988-1990	Capetown	South Africa			75-50	66-47
Daniel Dewandaka	1994	Pekalongan	Indonesia	1995		34-21	38-20
Jim Dick	1969	Chattanooga, TN	US			--	--

RECORDS

RESULTS

TEAM HONORS

INDIVIDUAL HONORS

ECT.



Name	Years	Hometown	Country	All-SEC	All-American	Career Record	
						Singles	Doubles
Mark Dietrich	2002-2005	Memphis, TN	US	2003, 2005		75-54	70-32
Mike DiStefano	1983	Oak Ridge, TN	US			3-3	2-3
Abrie duPlooy	1991	--	--			27-21	22-16
Clayton Doulet	1973	Knoxville, TN	US			0-4	2-0
Bobby Dow	1965-1968	Cleveland, TN	US			--	--
Richard Dow	1964-1967	Cleveland, TN	US			--	--
B.J. Downing	1963-1964	--	--			--	--
Andrew Dromsky	2014-2015	Martinez, GA	US			34-48	68-38
George Dubrava	2000	--	--			3-1	1-1
Jody Dunlap	1958-1960	--	--			--	--
Gary Dunn	1974-1977	Nashville, TN	US	1977		51-22	46-24
Hugh DuPree	1958-1961	--	--			--	--
<b>E</b>							
Robert Earnest	1932, 1934	--	--			--	--
George Edis	1952-1953	--	--			--	--
Gunther Eichorn	1964	--	--			--	--
Robert Eldridge	1985-1986	Knoxville, TN	US			0-2	--
<b>F</b>							
Matteo Fago	2008-2011	Ceprano	Italy	2009		98-42	83-38
Chris Fancutt	1985	Brisbane	Australia			0-1	0-1
Michael Fancutt	1979-1983	Brisbane	Australia		1979	52-32	56-28
Phil Farrow	1954-1955	--	--			--	--
Brandon Fickey	2012-2015	Knoxville, TN	US			54-55	51-41
Ed Fisher	1954	--	--			--	--
Marc Fishman	1984-1986	Miami Beach, FL	US			29-19	43-25
Paul Fitts	1933-1934	--	--			--	--
William Fitts	1940-41	--	--			--	--
Mark Fitzpatrick	1998-2002	Melbourne	Australia			57-35	25-17
Doug Flach	1990	St Louis, MO	US	1990	1990	21-23	15-3
Julian Fleming	1932-1933	--	--			--	--
Greg Floss	1969	Miami Beach, FL	US			--	--
Bernard Folie	1982-1983	Gosselies	Belgium			8-10	4-12
Alex Forrest	1987	Richmond, VA	US			--	--
Earle Freeman	1969-1971	LaJolla, CA	US			--	--
John Fritts	1995-1998	Knoxville, TN	US			30-36	9-12
<b>G</b>							
Juan Gamboa	1997-1998	Bogota	Columbia			46-25	23-19
Carlos Garcia	1983-1987	Knoxville, TN	US			7-6	22-20
Mike Garcia	1994	Lincoln, NE	US			14-19	1-2
Carl Gates	1942	--	--			--	--
Gavin Gentry	1942-1952	--	--			--	--
John Gholson	1930	--	--			--	--
John Gibson	1988-1990	Brisbane	Australia			79-49	65-35
John Gillespie	1976-1979	Knoxville, TN	US			21-49	40-32
Searle Gillespie	1938-1940	--	--			--	--
Simon Glaser	1969	Huntington, WV	US			--	--
Tom Goles	1987	Zagreb	Yugoslavia			22-17	14-14
Earl Grainger	1982-1986	Johannesburg	South Africa			97-51	33-25
Doug Graybeal	1963	--	--			--	--
Chris Green	1985	Orlando, FL	US		1984	26-11	27-10
Ben Gregory	1930	--	--			--	--
Joe Gulliano	1979-1981	Phoenix, AZ	US			4-4	7-12
<b>H</b>							
Martin Hackenberg	1974	Bochum	Germany			5-8	3-1
Christopher Haggard	1992-1993	Port Shepstone	South Africa	1993	1993	49-23	32-22
Thomas Hagler	1941-1942	--	--			--	--
Pete Hain	1955-1956	--	--			--	--
Ted Hampton	1927	--	--			--	--
Peter Handoyo	1999-2002	Hilton Head, SC	Indonesia*	1999, 2000, 2001, 2002	1999, 2001, 2002	145-47	97-43
Christian Hansen	2009	Cologne	Germany			19-17	6-13
Bo Hardegree	2007	Jackson, TN	US			2-0	6-3
Rodney Harmon	1980	Richmond, VA	US	1980	1980	18-2	33-2
James Hasson	1937	--	--			--	--
Louis Haun	1961	--	--			--	--
Marshall Hawkins	1948	--	--			--	--
Wallace Hawkins	1947-1948	--	--			--	--
Mark Henderson	2003	New South Wales	Australia			22-19	12-13
Chris Henry	1990-1993	Maryville, TN	US			15-18	2-8
Kaden Hensel	2005-2008	Mudgeeraba	Australia	2007, 2008	2007, 2008	66-48	85-36
Mark Herrington	1985-1986	Memphis, TN	US	1985, 1986		74-46	73-29
Jack Heslin	2016	Auckland	New Zealand			17-17	17-16
Jimmy Hickman	1942	--	--			--	--

Name	Years	Hometown	Country	All-SEC	All-American	Career Record	
						Singles	Doubles
Guy Higley	1927	--	--			--	--
Pete Hill	1969	LaJolla, CA	US			--	--
Charles Hodges	1970-1971	--	--			2-3	2-3
Nelson Hodges	1934-1935	--	--			--	--
Pat Hogan	1953	--	--			--	--
William Householder	1941-1942	--	--			--	--
Adam Hubble	2006-2007	Melbourne	Australia			26-15	36-19
Dan Huber	1972-1975	St. Louis, MO	US	1973, 1975		63-27	49-39
Roy Huddleston	1957	--	--			--	--
Byron Hutchison	1941-1942	--	--			--	--
Dayton Hylton	1975-1977	Knoxville, TN	US			0-16	1-6
Harry Hylton	1933, 1935	--	--			--	--
<b>I</b>							
Roger Ilias	1997-1998	Johannesburg	South Africa			28-45	21-37
Sam Isbell	1977	Knoxville, TN	US			2-13	3-9
<b>J</b>							
Jack Jackson	1966-1967	Tuscaloosa, AL	US	1966		--	--
Matt Jacobs	1998	Oyster Bay, NY	US			2-6	8-5
Srdjan Jakovljevic	2016-17	Novi Sad	Serbia			37-28	20-24
Floyd James	1927	--	--			--	--
Ylia Jelali	1994	Paris	France			0-1	1-1
Dave Jensen	1969	Indianapolis, IN	US			--	--
Tim Jessup	1989-1992	Downers Grove, IL	US	1990, 1991	1990, 1991	86-55	48-18
George Jett	1941-1942	--	--			--	--
Clayton Johnson	1992-1994	Pretoria	South Africa			60-45	48-36
Edward Jones	2010-2013	Carmarthen	Wales			77-61	93-49
Jess Jones	2015	Warner Robins, GA	US			11-13	3-2
Scott Jones	2017	Perth	Australia			22-15	17-16
Mirko Jovanovic	1999	--	--			1-4	5-3
<b>K</b>							
Sean Karl	2014	Brentwood, TN	US			5-7	1-3
Steven Karl	2016	Brentwood, TN	IS			--	--
Brice Karsh	1989-1990	Thomasville, GA	US	1991	1990, 1991	92-37	46-19
Markus Kerner	2014	Viljandi	Estonia			15-14	15-11
David King	1979-1981	Pittsburgh, PA	US			0-0	4-4
Andy Kohlberg	1978-1979	Larchmont, NY	US	1979	1979	17-5	19-8
John Kreis	1979	Knoxville, TN	US			2-3	2-3
George Krisle	1936-1938	--	--			--	--
<b>L</b>							
Chip Landreth	1972	Orlando, FL	US			--	--
Roy Landreth	1971	Orlando, FL	US			--	--
William Lang	2008	Memphis, TN	US			6-10	7-4
Chris Laver	1976	Manhattan Beach, CA	US			7-6	9-7
Gary Lemon	1980-1981	Los Angeles, CA	US			20-19	17-14
Tim Leos	1986-1989	Tulsa, OK	US			75-43	21-39
Scott LeTellier	1971-1975	Wauwatosa, WI	US			51-17	40-24
Brian Liberman	1976	Johannesburg	South Africa			8-18	10-12
Mikelis Libietis	2012-2015	Priekuli	Latvia	2012, 2013, 2014, 2015	2013, 2014, 2015	106-40	118-36
Jason Lindeman	1989	Melbourne	Australia			1-2	2-2
Jay Livingston	1964-1966	--	--			--	--
Halvern Logan	1982-1983	Memphis, TN	US			0-0	0-1
Joey LoVullo	1992	Buffalo, NY	US			4-8	0-3
<b>M</b>							
Michael Maddox	2000-2002	Knoxville, TN	US			--	--
Martijn Magendans	1994	Delfijl	Netherlands			51-17	46-26
Chris Mahony	1993-1996	Brisbane	Australia	1994, 1996	1994, 1996	90-52	92-41
Kenny Marcus	1966	--	--	1966		--	--
Floyd Marshall	1936-1937	--	--			--	--
Rawl Martin	2003-2006	Memphis, TN	US			37-32	15-16
Lee McAfee	1938-1939	--	--			--	--
Brian McAllister	1987-1988	Bradenton, FL	US			0-0	0-1
John McCallie	1942	--	--			--	--
Theodore McCammon	1927-1928	--	--			--	--
Jason McCarthy	1988	Brisbane	Australia			3-6	6-8
Bob McDearman	1955	--	--			--	--
Bill McGugin	1997	Nashville, TN	US			8-19	16-17
Dan McGugin	1997	Nashville, TN	US			11-8	14-15
Allyn McKeen	1927	--	--			--	--
Denis McKeown	1978-1979	Numurkah	Australia	1979		24-18	30-12
Donald McLean	1942	--	--			--	--
Rob McMillin	1995-1996	Knoxville, TN	US			4-2	1-1

RECORDS

RESULTS

TEAM HONORS

INDIVIDUAL HONORS

ECT.



Name	Years	Hometown	Country	All-SEC	All-American	Career Record	
						Singles	Doubles
Ted McMorrough	1968-69,71	Hollywood, FL	US			2-4	4-5
Bill Monan	1967-1970	Coral Gables, FL	US			--	--
Pablo Montana	1993-1996	Miami, FL	US	1995, 1996	1994, 1995, 1996	95-49	95-36
Bill Montgomery	1942	--	--			--	--
Rene Moos	1983	Zwanenburg	Belgium			28-22	29-15
Tatum Moore	1985	Dallas, TX	US			0-0	1-1
Charles Morgan	1927-1928	--	--			--	--
Wilson Morgan	--	--	--			11-10	--
Tommy Mozur	1967-1970	Sweetwater, TN	US	1967, 1968, 1970	1968, 1970	--	--
Thomas Mozur	1993-1997	Knoxville, TN	US			37-59	37-35
<b>N</b>							
Peter Nagovnak	2012	Kraubath	Austria			7-8	9-11
Jason Needham	1993	Knoxville, TN	US			3-9	12-17
Lewis Neyland	1953-1954	--	--			--	--
Colton Norton	2011-14	Jackson, TN	US			6-23	6-6
Paul Novacek	1971-75	Malibu Beach, CA	US			38-36	37-28
Doug Novak	1990	Brandon, SD	US			--	--
<b>O</b>							
David Oakley	1959-1961	--	--			--	--
Carl Olsen	1962-1963	--	--			--	--
Jacob Olsen	--	--	--			4-5	--
Ockie Oosthuizen	2004-2005	Bellville	South Africa	2005	2005	24-28	43-18
Wade Orr	2001-2004	Clarksville, TN	US			62-57	51-28
Charles Ozier	1954	--	--			--	--
<b>P</b>							
Jason Parker	1993	Mabelton, GA	US			5-8	3-3
Mark Parsons	1998-2001	St. Johns	Canada	1999, 2000, 2001	1999	120-68	73-54
Taylor Patrick	2010-2013	Knoxville, TN	US			49-53	19-23
Albert Perceful	1930, 32-33	--	--			--	--
Vincent Perna	2003	New Rochelle, NY	US			11-17	11-12
Henrik Petersen	1987	--	--			0-1	2-6
Bob Pierce	1971-1974	Pacific Palisades, CA	US	1971		60-34	38-28
Edward Pickett Jr.	1939	--	--			--	--
Ed Pickett (III)	1971-1974	Birmingham, AL	US			21-25	24-21
Jim Pitkanen	1973	--	--			0-1	5-0
Mike Pittard	1985-1987	Burlington, NC	US	1988		63-59	22-39
Abrie de Plooy	1992	Johannesburg	South Africa			0-0	7-9
Paul Podbury	1998-2001	Melbourne	Australia			91-46	22-18
Richard Preston	1964-1966	--	--			--	--
Christoph Pressmar	1995	--	--			3-5	14-11
Wayne Prichard	1969	Knoxville, TN	US			--	--
Mel Purcell	1980	Murray, KY	US	1980	1980	17-3	33-2
<b>R</b>							
Christopher Racz	2007-2008	Philadelphia, PA	US			35-22	9-11
Walter Randolph	1938	--	--			--	--
Mike Rapisarda	1977	Cleveland, OH	US			0-2	0-5
Kaspar Rasmussen	1997-1998	Klampenborg	Denmark			41-24	17-23
Simon Rea	2002-2004	Auckland	New Zealand	2002, 2003, 2004	2004	87-46	58-30
Hunter Reese	2012-2015	Kennesaw, GA	US	2012, 2013, 2014	2013, 2014, 2015	90-51	117-37
Tate Roberts	--	--	--			3-15	--
John Robertson	1969	Knoxville, TN	US			--	--
Jim Robinson	1953	--	--			--	--
Paul Robinson	1992	London	England			8-13	8-6
Ben Rogers	2004-2007	Kingsport, TN	US	2005	2005	49-42	79-42
Tom Rogers	1975	Kingsport, TN	US			--	--
Sam Rogers	1936	--	--			--	--
Warnell Rogers	1947-1948	--	--			--	--
Joe Royal	1964-1965	--	--			--	--
Lee Ruch	1967	Oak Ridge, TN	US			--	--
Bob Rule	1959	--	--			--	--
<b>S</b>							
Alan Salmon	1969	Knoxville, TN	US			--	--
Davey Sandgren	2006-2010	Gallatin, TN	US	2007, 2010	2009, 2010	84-71	118-54
Tennys Sandgren	2010-2011	Gallatin, TN	US	2010, 2011	2011	60-12	31-8
Bartosz Sawicki	2014-2015	Ponzan	Poland			22-15	8-13
Leonhardt Scheuermann	1967-1969	Knoxville, TN	US			--	--
Jack Schipanski	2015-2017	Adelaide	Australia			35-55	58-31
Lenny Schloss	1966-1967	Baltimore, MD	US	1966	1967	--	--
Shane Scrutton	1992	Victoria	Australia			8-12	0-0
Jim Seals	1976-1978	Knoxville, TN	US			8-12	3-13
Charles Sienknecht	1935-1936	--	--			--	--

Name	Years	Hometown	Country	All-SEC	All-American	Career Record	
						Singles	Doubles
Fabio Silberberg	1989-1990	Sao Paulo	Brazil			81-32	43-16
Mike Silver	1976	Pikesville, MD	US			5-10	7-8
John Simone	1991	--	--			1-4	2-2
Herbert Slatery	1938-1940	--	--			--	--
Igor Smelyanski	2015-2016	Beer Yaaqov	Israel			31-22	34-14
John-Patrick (J.P.) Smith	2008-2011	Townsville	Australia	2008, 2009, 2010, 2011	2008, 2009, 2010, 2011	152-44	146-38
Nathan Smith	1948-1950	--	--			--	--
Todd Smith	1990	Johnson City, TN	US			11-14	1-2
Robbie Sorbello	1996	--	--			1-2	0-3
Damien Spizzo	2003-2004	Victoria	Australia	2004	2004	7-15	19-5
C.R. Stanberry	1935	--	--			--	--
Derek Stephens	2006-2007	Matthews, NC	US			37-14	7-12
Max Stevens	2009-2010	Dallas	Texas			12-10	12-5
Robert Stock	1966-1967	Grundy Center, IA	US			--	--
Timo Stodder	2016-2017	Berlin	Germany	2017		40-26	33-23
James Stokely	1933	--	--			--	--
John Stratford	1969	Ogden, UT	US			--	--
Bryan Swartz	2009-2012	Sarasota, FL	US			32-31	26-37
Chuck Swayne	1987	LaCrosse, WI	US			27-15	1-8
<b>T</b>							
Byron Talbot	1985-1987	Johannesburg	South Africa	1985, 1986, 1987, 1988	1986, 1987, 1988	161-55	131-36
Charlie Tarver	1951-1952	--	--			--	--
Kiril Tcherveniachki	2004-2007	Auckland	New Zealand			63-54	26-25
Jim Terry	1956	--	--			--	--
Kyle Testerman	1954-1956	--	--			--	--
Mike Thaler	1969	Sandusky, OH	US			--	--
Willem Thomas	1996	The Hague	Netherlands			7-4	4-4
Johnny Thornton	2004-2007	Chattanooga, TN	US			15-28	12-18
Mario Toledo	2001-02	Delray Beach, FL	US	2002	2002	52-20	36-26
Bud Toomey	1954	--	--			--	--
Preston Toulantos	2016-2017	Birmingham, AL	US			32-29	28-29
Peter Tragauer	1990	Vienna	Austria			13-6	3-0
Matt Turner	2000-2001	Brisbane	Australia			12-8	4-2
Jeremy Tweedt	2008-2009	Paris	France			32-22	22-23
<b>V</b>							
Luis Valero	2015-2017	Cali	Colombia	2016		53-56	59-37
Louis Van Huysteen	1997	Johannesburg	South Africa			7-9	5-7
Robert Van Malder	1971-1974	Brussels	Belgium	1971, 1972		54-18	48-15
Paul Van Min	1972-1975	Voorburg	Holland	1972, 1973, 1974, 1975		72-21	44-33
William Vestal	1937	--	--			--	--
Eric Voges	1982-1985	Chattanooga, TN	US			53-31	26-28
<b>W</b>							
Jim Ward	1968-1970	Tuscaloosa, AL	US	1969, 1970		--	--
Charles Warden	1953	--	--			--	--
Jeff Waters	1981	Chattanooga, TN	US			12-8	14-6
Mitchell Watson	1955	--	--			--	--
Jack Watson	1957	--	--			--	--
Mark Way	1996-1999	Altonsville	Australia			52-57	59-47
Fred Weidman	1942	--	--			--	--
Lynn Westergaard	1956-1958	--	--			--	--
Luca Wiedenmann	2017	Munich	Germany			17-20	6-13
Brian Williams	1981	New Castle	Australia			15-5	10-8
Christopher Williams	2009-2010	Knoxville, TN	US			2-3	1-3
Malcolm Williams	1958-1960	--	--			--	--
Rhyn Williams	2010-2011	Knoxville, TN	US	2010, 2011	2010, 2011	83-17	66-14
Morgan Wilson	2005	Brisbane	Australia			--	--
Chris Woodruff	1992-1993	Knoxville, TN	US	1992, 1993	1992, 1993	81-16	29-20
Rusty Woy	1986-1987	Shelby, NC	US			--	3-1
<b>Y</b>							
Sebastian Yllera	2013	Rio Negro	Argentina			4-2	2-1

RECORDS

RESULTS

TEAM HONORS

INDIVIDUAL HONORS

ECT.





# VOLS ON THE ATP TOUR

**FOURTEEN VOLS** (and counting) have reached the top 100 in the ATP World Tour Rankings in either or both singles and doubles. 2011 NCAA singles semifinalist Tennys Sandgren is the latest addition to the list, entering the ATP singles top 100 in 2017.

## TENNESSEE'S ATP TOP 100

### SINGLES (6)

Name	Career High Rank
Paul Annacone	12
Mel Purcell	21
Chris Woodruff	29
Mike DePalmer	32
Rodney Harmon	56
Tennys Sandgren	100

### DOUBLES (12)

Name	Career High Rank
Paul Annacone	3
Mike DePalmer Jr.	4
Chris Haggard	16
Byron Talbot	20
Andy Kohlberg	26
Shelby Cannon	27
Michael Fancutt	36
Tracy DeLatte	39
Mel Purcell	47
John-Patrick Smith (active)	68
Chris Woodruff	73
Doug Flach	73

### SINGLES & DOUBLES (4)

Name	Career High Rank
Paul Annacone	12/3
Mel Purcell	21/47
Chris Woodruff	29/73
Mike DePalmer	32/4

# ATP TOP 100 BIOS

## PAUL ANNAZONE

**VOLUNTEER 1982-84**

**Highest Singles Ranking:** No. 12

**Highest Doubles Ranking:** No. 3

**Singles Titles:** 3

1985 Brisbane; 1985 Los Angeles; 1989 Vienna

**Singles Finalist:** 3

**Doubles Titles:** 14

1984 Sydney; 1985 Australian Open; 1985 San Francisco; 1985 Atlanta; 1985 Delray Beach; 1987 Tokyo Outdoor; 1987 Chicago; 1987 Key Biscayne; 1988 Paris Indoor; 1989 Philadelphia; 1989 Memphis; 1990 Canada Masters; 1993 Beijing; 1993 Atlanta.

**Doubles Finalist:** 16

### AFTER THE TOUR

- Coached a pair of world No. 1 players: 17-time Grand Slam champion Roger Federer and 14-time Grand Slam champion Pete Sampras. He coached Sampras from 1995-2001 and in 2002, during which time Sampras won 33 singles titles, eight Grand Slams and was a year-end No. 1-ranked player in the world four times.

- Served as USTA's managing director of USTA High-Performance from 2001-2003.

- Head coach of Great Britain's Lawn Tennis Association from 2006-2010.

## SHELBY CANNON

**VOLUNTEER 1985-88**

**Highest Doubles Ranking:** No. 27

**Doubles Titles:** 3

1990 Sao Paulo; 1992 Genova; 1993 Barcelona

**Doubles Finalist:** 6

**Mixed Doubles Titles:** 1

1989 U.S. Open

## TRACY DELATTE

**VOLUNTEER 1975-78**

**Highest Doubles Ranking:** No. 39

**Doubles Titles:** 3

1982 Forest Hills WCT; 1983 Forest Hills WCT; 1984 Johannesburg.

**Doubles Finalist:** 6

## MIKE DEPALMER JR.

**VOLUNTEER 1981-82**

**Highest Singles Ranking:** No. 32

**Highest Doubles Ranking:** No. 4

**Singles Finalist:** 1

**Doubles Titles:** 6

1985 Vienna; 1985 Livingston; 1986 Johannesburg; 1986 Hong Kong; 1986 Tokyo Indoor; 1989 Florence

**Doubles Finalist:** 6

### AFTER THE TOUR

- Returned to Bollettieri Tennis Academy and spent four years as director of the elite junior program.

- Practice partner for six-time Grand Slam winner Boris Becker, then became Becker's full-time coach in 1995.

## MICHAEL FANCUTT

**VOLUNTEER 1979-81, 83**

**Highest Doubles Ranking:** No. 36

**Doubles Titles:** 1

1987 St. Vincent

**Doubles Finalist:** 2

## DOUG FLACH

**VOLUNTEER 1990**

**Highest Singles Ranking:** No. 108

**Highest Doubles Ranking:** No. 73

**Doubles Titles:** 2

1993 Beijing; 1998 Newport

**Doubles Finalist:** 4

## CHRIS HAGGARD

**VOLUNTEER 1992-93**

**Highest Doubles Ranking:** No. 16

**Doubles Titles:** 6

1999 Kitzbuhel; 2002 Tokyo; 2002 Amersfoort; 2003 Adelaide; 2004 Washington; 2006 Memphis

**Doubles Finalist:** 12

## RODNEY HARMON

**VOLUNTEER 1980**

**Highest Singles Ranking:** No. 56

**Doubles Finalist:** 1

## ANDY KOHLBERG

**VOLUNTEER 1978-79**

**Highest Doubles Ranking:** No. 26

**Doubles Title:** 1

1986 Atlanta

**Doubles Finalist:** 3

## MEL PURCELL

**VOLUNTEER 1980**

**Highest Singles Ranking:** No. 21

**Highest Doubles Ranking:** No. 47

**Singles Titles:** 3

1981 Atlanta; 1981 Tampa; 1981 Tel Aviv.

**Singles Finalist:** 5

**Doubles Titles:** 4

1982 Munich; 1982 Delray Beach WCT; 1983 Vienna; 1987 Vienna.

**Doubles Finalist:** 4

## TENNY SANDGREN

**VOLUNTEER 2010-11**

**Highest Singles Ranking:** No. 100\* ACTIVE

## JOHN-PATRICK SMITH

**VOLUNTEER 2008-11**

**Highest Singles Ranking:** No. 108\* ACTIVE

**Highest Doubles Ranking:** No. 68\* ACTIVE

## BYRON TALBOT

**VOLUNTEER 1985-88**

**Highest Doubles Ranking:** No. 20

**Doubles Titles:** 7

1992 Stuttgart Indoor; 1992 Toulouse; 1995 Prague; 1996 Copenhagen; 1996 Kitzbuhel; 1996 Stuttgart Outdoor; 1998 Nottingham.

**Doubles Finalist:** 6

## CHRIS WOODRUFF

**VOLUNTEER 1992-93**

**Highest Singles Ranking:** No. 29

**Highest Doubles Ranking:** No. 73

**Singles Titles:** 2

1997 Canada Masters; 1999 Newport

**Singles Finalist:** 2

**Doubles Finalist:** 3

## VOLS IN DAVIS CUP

Over the years, Tennessee has seen 10 former lettermen represent their respective home nations in the world's largest international tennis competition (a select few even played Davis Cup during their time at UT). Listed below is UT's all-time Davis Cup roster:

Vol (Country)		Record		Years
		S	D	
Paul Annacone	United States	0-0	1-0	1986-87
Mike DePalmer Jr.	United States	0-0	0-0	1985
Chris Haggard	South Africa	0-0	3-1	2003-04
Peter Handoyo	Indonesia	4-3	2-0	2001-03
Markus Kerner	Estonia	0-1	0-0	2013
Mikelis Libietis	Latvia	1-5	5-1	2011, 13-16
Mark Parsons	Canada	0-0	0-0	2001
Simon Rea	New Zealand	2-3	1-1	2004, 07
Paul Van Min	Netherlands	0-0	0-1	1979
Chris Woodruff	United States	1-1	0-1	2000

