



# TENNESSEE TENNIS

RECORD BOOK: UPDATED JULY 2016





## TABLE OF CONTENTS

### RECORDS:

3 Program Records

### RESULTS:

4 Coaching Year-by-Year Results  
 5 Year-by-Year Results  
 19 Series Records vs. Opponents  
 20 All-Time Results vs. Opponents

### TEAM HONORS:

25 NCAA Team Finalists  
 26 SEC Champions  
 28 NCAA Team Results

### INDIVIDUAL HONORS:

29 NCAA Singles & Doubles Entrants  
 30 Individual NCAA Performances  
 32 Top Finishes in NCAA Individuals  
 33 All-American Biographies  
 35 All-American Quick Facts  
 36 ITA National Honors & Rankings  
 37 Collegiate Major Champions  
 38 SEC Individual Champions  
 39 SEC Awards & Honors  
 40 Academic Honors

### ECT.

41 Lettermen & Career Awards  
 46 Vols on the ATP Tour

# TENNESSEE PROGRAM RECORDS (THROUGH 7/1/2016)

## TEAM RECORDS

**Most Wins:** 34 (1990) // **Highest Winning Percentage:** .971 (1990) // **Most Consecutive Wins:** 34 (1990)  
**Most Shutouts:** 16 (2010) // **Most Consecutive Shutouts:** 8 (2013)

## COMBINED CAREER WINS

### COMBO WINS LEADERS

| Name                  | Years   | Wins (S-D)    |
|-----------------------|---------|---------------|
| 1. John-Patrick Smith | 2008-11 | 298 (152-146) |
| 2. Byron Talbot       | 1985-88 | 292 (161-131) |
| 3. Shelby Cannon      | 1985-88 | 268 (140-128) |

### 100 SINGLES/100 DOUBLES CLUB

| Name               | Years   | S Wins | D Wins |
|--------------------|---------|--------|--------|
| Byron Talbot       | 1985-88 | 161    | 131    |
| Shelby Cannon      | 1985-88 | 140    | 128    |
| John-Patrick Smith | 2008-11 | 152    | 146    |
| Boris Conkic       | 2008-11 | 108    | 115    |
| Mikelis Libietis   | 2012-15 | 106    | 118    |

## SINGLES WINS

### SEASON LEADERS

| Name                   | Year | Wins |
|------------------------|------|------|
| 1. Byron Talbot        | 1987 | 56   |
| 2. Mike DePalmer Jr.   | 1982 | 52   |
| 3. Paul Annacone       | 1984 | 51   |
| 4. Chris Woodruff      | 1993 | 45   |
| 5. Shelby Cannon       | 1987 | 43   |
| 5. Peter Handoyo       | 1999 | 43   |
| 7. Adam Carey          | 2000 | 42   |
| 7. John-Patrick Smith  | 2011 | 42   |
| 7. Rhyne Williams      | 2011 | 42   |
| 10. Byron Talbot       | 1986 | 41   |
| 10. John-Patrick Smith | 2010 | 41   |
| 10. Rhyne Williams     | 2010 | 41   |

### CAREER LEADERS

| Name                  | Years       | Wins |
|-----------------------|-------------|------|
| 1. Byron Talbot       | 1985-88     | 161  |
| 2. John-Patrick Smith | 2008-11     | 152  |
| 3. Peter Handoyo      | 1999-2002   | 145  |
| 4. Shelby Cannon      | 1985-88     | 140  |
| 5. Mark Parsons       | 1997-2001   | 120  |
| 6. Paul Annacone      | 1982-84     | 115  |
| 7. Adam Carey         | 1999-2002   | 112  |
| 8. Boris Conkic       | 2008-11     | 108  |
| 9. Mikelis Libietis   | 2012-15     | 106  |
| 10. Matteo Fago       | 2008-11     | 98   |
| 11. Earl Grainger     | 1982-84, 86 | 97   |
| 12. Brice Karsh       | 1989-91     | 92   |
| 13. Paul Podbury      | 1998-2001   | 91   |
| 14. Chris Mahony      | 1993-96     | 90   |
| 14. Hunter Reese      | 2012-15     | 90   |
| 16. Simon Rea         | 2002-04     | 87   |
| 17. Tim Jessup        | 1989-92     | 86   |
| 18. Davey Sandgren    | 2007-10     | 84   |
| 19. Rhyne Williams    | 2010-11     | 83   |
| 20. Chris Woodruff    | 1992-93     | 81   |
| 20. Fabio Silberberg  | 1989-91     | 81   |

## FRESHMAN RECORDS

### SINGLES WINS IN A SEASON

| Name                  | Year | Wins |
|-----------------------|------|------|
| 1. Peter Handoyo      | 1999 | 43   |
| 2. Rhyne Williams     | 2010 | 41   |
| 3. Paul Annacone      | 1982 | 38   |
| 4. Chris Woodruff     | 1992 | 36   |
| 5. Rodney Harmon      | 1980 | 35   |
| 6. Byron Talbot       | 1985 | 34   |
| 7. John-Patrick Smith | 2008 | 33   |
| 8. Mark Dietrich      | 2002 | 31   |
| 9. Shelby Cannon      | 1985 | 29   |
| 10. Boris Conkic      | 2008 | 28   |
| 10. Davey Sandgren    | 2007 | 28   |

## DOUBLES WINS

### SEASON LEADERS

#### [ AS A TEAM ]

| Name                    | Year | Wins |
|-------------------------|------|------|
| 1. D. Sandgren/Smith    | 2010 | 41   |
| 2. Cannon/Talbot        | 1986 | 40   |
| 3. Cannon/Talbot        | 1987 | 38   |
| 4. Libietis/Reese       | 2014 | 36   |
| 5. Conkic/Williams      | 2010 | 34   |
| 6. Harmon/Purcell       | 1980 | 33   |
| 7. D. Sandgren/Smith    | 2009 | 32   |
| 8. Annacone/DePalmer    | 1982 | 30   |
| 9. Oosthuizen/Rogers    | 2005 | 29   |
| 10. Cohenour/Herrington | 1986 | 27   |
| 10. Conkic/Smith        | 2011 | 27   |

### CAREER LEADERS

#### [ AS A TEAM ]

| Names                 | Years     | Wins |
|-----------------------|-----------|------|
| 1. Cannon/Talbot      | 1985-88   | 102  |
| 2. Libietis/Reese     | 2012-15   | 96   |
| 3. D. Sandgren/Smith  | 2008-10   | 80   |
| 4. Mahony/Montana     | 1993-96   | 75   |
| 5. Cameron/Hensel     | 2005-07   | 52   |
| 6. Carey/Parsons      | 1999-2001 | 50   |
| 7. Crews/Handoyo      | 2000-01   | 47   |
| 8. Oosthuizen/Rogers  | 2004-05   | 37   |
| 8. de Villiers/Gibson | 1989-91   | 37   |
| 10. Conkic/Williams   | 2010-11   | 35   |

#### [ AS AN INDIVIDUAL ]

| Names                 | Years     | Wins |
|-----------------------|-----------|------|
| 1. John-Patrick Smith | 2008-11   | 146  |
| 2. Byron Talbot       | 1985-88   | 131  |
| 3. Shelby Cannon      | 1985-88   | 128  |
| 4. Davey Sandgren     | 2007-10   | 118  |
| 4. Mikelis Libietis   | 2012-15   | 118  |
| 6. Hunter Reese       | 2012-15   | 117  |
| 6. Boris Conkic       | 2008-11   | 115  |
| 8. Peter Handoyo      | 1991-2002 | 97   |
| 9. Pablo Montana      | 1993-96   | 95   |
| 10. Edward Jones      | 2010-13   | 93   |

## WINNING PERCENTAGE

### SINGLES IN A SEASON

#### [ MINIMUM OF 30 MATCHES ]

| Name                  | Year | Per. | Record |
|-----------------------|------|------|--------|
| 1. Paul Annacone      | 1984 | .944 | 51-3   |
| 2. Peter Handoyo      | 2002 | .903 | 28-3   |
| 3. Mikelis Libietis   | 2015 | .867 | 26-4   |
| 4. Chris Woodruff     | 1993 | .865 | 45-7   |
| 5. Rhyne Williams     | 2010 | .854 | 41-7   |
| 6. Mel Purcell        | 1980 | .850 | 34-6   |
| 7. Brice Karsh        | 1990 | .846 | 33-6   |
| 8. Mikelis Libietis   | 2013 | .841 | 37-7   |
| 8. Tennys Sandgren    | 2011 | .841 | 37-7   |
| 10. Mike DePalmer Jr. | 1990 | .839 | 52-10  |

### SINGLES IN A CAREER

#### [ MINIMUM OF 70 MATCHES ]

| Name                  | Years     | Per. | Record |
|-----------------------|-----------|------|--------|
| 1. Paul Annacone      | 1982-84   | .839 | 115-22 |
| 2. Chris Woodruff     | 1992-93   | .835 | 81-16  |
| 3. Tennys Sandgren    | 2010-11   | .833 | 60-12  |
| 4. Rhyne Williams     | 2010-11   | .830 | 83-17  |
| 5. Mike DePalmer Jr.  | 1981-82   | .829 | 68-14  |
| 6. John-Patrick Smith | 2008-11   | .776 | 152-44 |
| 7. Paul Van Min       | 1972-75   | .774 | 72-21  |
| 8. Boris Conkic       | 2008-11   | .761 | 108-34 |
| 9. Peter Handoyo      | 1999-2002 | .755 | 145-47 |
| 10. Robert van Malder | 1970-72   | .750 | 54-18  |

### DOUBLES IN A SEASON

#### [ MINIMUM OF 15 MATCHES ]

| Name                  | Year | Per. | Record |
|-----------------------|------|------|--------|
| 1. Harmon/Purcell     | 1980 | .943 | 33-2   |
| 2. Carey/Handoyo      | 2002 | .938 | 15-1   |
| 3. Bolle/Van Malder   | 1972 | .909 | 20-2   |
| 4. Conkic/Williams    | 2010 | .895 | 34-4   |
| 5. Dunn/Van Malder    | 1974 | .889 | 16-2   |
| 6. Libietis/Reese     | 2014 | .878 | 36-5   |
| 7. Conkic/Smith       | 2011 | .870 | 27-4   |
| 8. Cannon/Talbot      | 1987 | .864 | 38-6   |
| 9. Novacek/LeTellier  | 1971 | .824 | 14-3   |
| 10. D. Sandgren/Smith | 2010 | .820 | 41-9   |

### SINGLES WINNING PERCENTAGE

#### [ MINIMUM OF 30 MATCHES ]

| Name                  | Year | Per. | Record |
|-----------------------|------|------|--------|
| 1. Rhyne Williams     | 2010 | .854 | 41-7   |
| 2. Rodney Harmon      | 1980 | .833 | 35-7   |
| 3. Boris Conkic       | 2008 | .826 | 28-6   |
| 4. Chris Woodruff     | 1992 | .800 | 36-9   |
| 5. Byron Talbot       | 1985 | .791 | 34-9   |
| 6. John-Patrick Smith | 2008 | .750 | 33-11  |
| 7. Paul Annacone      | 1982 | .745 | 38-13  |
| 8. Earl Grainger      | 1982 | .706 | 24-10  |
| 9. Peter Handoyo      | 1999 | .694 | 43-19  |
| 10. Jeremy Tweedt     | 2008 | .667 | 24-12  |

### DOUBLES WINS IN A SEASON

| Name                  | Year | Wins |
|-----------------------|------|------|
| 1. Rhyne Williams     | 2010 | 36   |
| 2. Rodney Harmon      | 1980 | 33   |
| 3. John-Patrick Smith | 2008 | 30   |
| 3. Paul Annacone      | 1982 | 30   |
| 5. Daniel Dewandaka   | 1994 | 29   |
| 6. Cary Cohenour      | 1986 | 27   |
| 7. Mikelis Libietis   | 2012 | 26   |
| 7. Byron Talbot       | 1985 | 26   |
| 7. Shelby Cannon      | 1985 | 26   |
| 10. Hunter Reese      | 2012 | 25   |

# COACHING YEAR-BY-YEAR RESULTS



**HUGH D. FAUST**  
1932-41

| Year          | Overall        | SEC         |
|---------------|----------------|-------------|
| 1932          | 5-1            |             |
| 1933          | 6-2            | 0-1         |
| 1934          | 4-5            | 0-4         |
| 1935          | 6-3            | 0-0         |
| 1936          | 5-7            | 0-4         |
| 1937          | 6-5            | 1-3         |
| 1938          | 4-6-1          | 1-3         |
| 1939          | 6-4            | 0-3         |
| 1940          | 7-4            | 0-3         |
| 1941          | 8-6            | 0-2         |
| <b>Totals</b> | <b>58-38-1</b> | <b>2-23</b> |

**NOTE**  
Records are incomplete from 1942-1962. The Vols did not field a team 1943-46 because of World War II.



**TOMMY BARTLETT**  
1963-66

| Year          | Overall      | SEC         |
|---------------|--------------|-------------|
| 1963          | 10-5         | 2-4         |
| 1964          | 13-1         | 3-0         |
| 1965          | 15-3         | 7-1         |
| 1966          | 16-2         | 7-0         |
| <b>Totals</b> | <b>54-11</b> | <b>19-5</b> |



**EARL BAUMGARDNER**  
1967

| Year          | Overall     | SEC        |
|---------------|-------------|------------|
| 1967          | 13-4        | 5-2        |
| <b>Totals</b> | <b>13-4</b> | <b>5-2</b> |



**LOUIS ROYAL**  
1968-76

| Year          | Overall         | SEC          |
|---------------|-----------------|--------------|
| 1968          | 11-8            | 4-3          |
| 1969          | 6-8             | 3-2          |
| 1970          | 14-7            | 4-1          |
| 1971          | 14-7-1          | 5-4          |
| 1972          | 27-2            | 5-1          |
| 1973          | 10-9            | 3-2          |
| 1974          | 17-6            | 6-2          |
| 1975          | 14-12           | 5-4          |
| 1976          | 6-10            | 3-5          |
| <b>Totals</b> | <b>120-69-1</b> | <b>38-24</b> |

## CUMULATIVE COACHING RECORDS

| Coach             | Date      | Years | Record   | Per. | SEC Titles   | NCAA App. |
|-------------------|-----------|-------|----------|------|--------------|-----------|
| Hugh D. Faust     | 1932-41   | 10    | 58-38-1  | .603 | --           | --        |
| Tommy Bartlett    | 1963-66   | 4     | 54-11    | .831 | 1            | --        |
| Earl Baumgardner  | 1967      | 1     | 13-4     | .765 | --           | --        |
| Louis Royal       | 1968-76   | 9     | 120-69-1 | .634 | 1            | --        |
| John Newman       | 1977-80   | 4     | 51-31    | .622 | 1            | 2         |
| Mike DePalmer Sr. | 1981-94   | 14    | 299-119  | .715 | 3 (2 RS/1 T) | 6         |
| John Kreis        | 1995-97   | 3     | 35-37    | .486 | --           | 2         |
| Michael Fancutt   | 1998-2004 | 7     | 123-57   | .683 | 2 (1 RS/1 T) | 6         |
| Chris Mahony      | 2005-06   | 2     | 25-20    | .556 | --           | 1         |
| Sam Winterbotham  | 2007-now  | 10    | 204-90   | .694 | 3 (2 RS/1 T) | 9         |

**KEY:** RS - Regular Season Titles; T - Tournament Titles. The two were separated in 1990.



**JOHN NEWMAN**  
1977-80

| Year          | Overall      | SEC          | Postseason       |
|---------------|--------------|--------------|------------------|
| 1977          | 9-12         | 3-6          |                  |
| 1978          | 18-7         | 6-3          |                  |
| 1979          | 13-6         | 4-1          | NCAA First Round |
| 1980          | 14-6         | 6-0          | NCAA First Round |
| <b>Totals</b> | <b>51-31</b> | <b>19-10</b> |                  |



**MIKE DEPALMER SR.**  
1981-94

| Year          | Overall        | SEC          | Postseason         |
|---------------|----------------|--------------|--------------------|
| 1981          | 14-6           | 6-2          |                    |
| 1982          | 21-9           | 10-1         |                    |
| 1983          | 20-4           | 12-7         |                    |
| 1984          | 23-8           | 6-2          |                    |
| 1985          | 27-11          | 7-2          |                    |
| 1986          | 24-10          | 3-6          |                    |
| 1987          | 24-6           | 7-2          | NCAA Semifinals    |
| 1988          | 14-11          | 6-3          | NCAA Quarterfinals |
| 1989          | 20-8           | 6-3          | NCAA First Round   |
| 1990          | 34-1           | 9-0          | NCAA Final         |
| 1991          | 21-11          | 7-4          | NCAA First Round   |
| 1992          | 15-13          | 4-9          |                    |
| 1993          | 27-11          | 7-7          | NCAA First Round   |
| 1994          | 15-10          | 6-7          |                    |
| <b>Totals</b> | <b>299-119</b> | <b>97-55</b> |                    |



**JOHN KREIS**  
1995-97

| Year          | Overall      | SEC          | Postseason       |
|---------------|--------------|--------------|------------------|
| 1995          | 17-9         | 7-6          |                  |
| 1996          | 11-11        | 5-8          | NCAA Round of 64 |
| 1997          | 5-17         | 0-12         | NCAA Round of 64 |
| <b>Totals</b> | <b>35-37</b> | <b>12-26</b> |                  |

**KEY**  
Highlighted years indicate SEC championship seasons (either tournament or regular season).



**MICHAEL FANCUTT**  
1998-2004

| Year          | Overall       | SEC          | Postseason       |
|---------------|---------------|--------------|------------------|
| 1998          | 14-7          | 6-5          | NCAA Round of 32 |
| 1999          | 18-10         | 6-5          | NCAA Round of 32 |
| 2000          | 23-6          | 10-1         | NCAA Semifinals  |
| 2001          | 23-6          | 9-2          | NCAA Final       |
| 2002          | 22-7          | 7-4          | NCAA Semifinals  |
| 2003          | 9-12          | 2-9          |                  |
| 2004          | 14-9          | 6-5          | NCAA Round of 32 |
| <b>Totals</b> | <b>123-57</b> | <b>46-31</b> |                  |



**CHRIS MAHONY**  
2005-06

| Year          | Overall      | SEC         | Postseason       |
|---------------|--------------|-------------|------------------|
| 2005          | 16-9         | 6-5         | NCAA Round of 16 |
| 2006          | 9-11         | 3-8         |                  |
| <b>Totals</b> | <b>25-20</b> | <b>9-13</b> |                  |



**SAM WINTERBOTHAM**  
2007-present

| Year          | Overall       | SEC          | Postseason         |
|---------------|---------------|--------------|--------------------|
| 2007          | 17-8          | 7-4          | NCAA Round of 32   |
| 2008          | 23-4          | 9-2          | NCAA Round of 16   |
| 2009          | 23-7          | 8-3          | NCAA Round of 16   |
| 2010          | 31-2          | 11-0         | NCAA Final         |
| 2011          | 24-5          | 10-1         | NCAA Quarterfinals |
| 2012          | 15-14         | 5-6          | NCAA Round of 32   |
| 2013          | 26-8          | 8-4          | NCAA Quarterfinals |
| 2014          | 19-11         | 6-6          | NCAA Round of 16   |
| 2015          | 14-13         | 5-7          | NCAA Round of 64   |
| 2016          | 12-17         | 0-12         |                    |
| <b>Totals</b> | <b>204-90</b> | <b>69-45</b> |                    |

# YEAR-BY-YEAR RESULTS

RECORDS BASED ON 1927-41 & 1963-2012

**1927 [2-3]**

|               |   |     |
|---------------|---|-----|
| Chattanooga   | L | 3-2 |
| Carson-Newman | W | 5-0 |
| Georgia Tech  | L | 5-1 |
| Carson-Newman | W | 5-0 |
| Vanderbilt    | L | 6-0 |

**1928 [4-4]**

|                    |   |     |
|--------------------|---|-----|
| Tennessee Wesleyan | L | 3-2 |
| Lincoln Memorial   | W | 5-0 |
| Maryville          | L | 4-2 |
| Georgia Tech       | L | 5-1 |
| Tennessee Wesleyan | W | 3-2 |
| Maryville          | W | 4-2 |
| Howard College     | L | 3-2 |
| Lincoln Memorial   | W | 5-0 |

**1930 [1-2-1]**

|                |   |     |
|----------------|---|-----|
| Maryville      | W | 5-2 |
| Kentucky       | L | 4-2 |
| North Carolina | L | 5-2 |
| Sewanee        | T | 3-3 |

**1932 [5-1]**

**Coach** Hugh D. Faust

|               |   |     |
|---------------|---|-----|
| Maryville     | W | 6-0 |
| Carson-Newman | W | 6-1 |
| Alabama       | L | 5-1 |
| Maryville     | W | 5-1 |
| Carson-Newman | W | 6-1 |
| Kentucky      | W | 5-2 |

**1933 [6-2; 0-1 SEC]**

**Coach** Hugh D. Faust

|                  |   |     |
|------------------|---|-----|
| Carson-Newman    | W | 6-1 |
| Maryville        | W | 6-0 |
| Carson-Newman    | W | 7-0 |
| Emory University | L | 5-1 |
| Georgia Tech     | L | 6-0 |
| Mississippi A&M  | W | 6-1 |
| Union            | W | 5-1 |
| Maryville        | W | 7-0 |

**1934 [4-5; 0-4 SEC]**

**Coach** Hugh D. Faust

|             |   |     |
|-------------|---|-----|
| Maryville   | W | 4-3 |
| Vanderbilt  | L | 2-5 |
| Maryville   | W | 6-1 |
| Alabama     | L | 6-1 |
| Sewanee     | L | 2-5 |
| Vanderbilt  | L | 2-3 |
| Xavier      | W | 6-0 |
| Chattanooga | W | 5-1 |
| Kentucky    | L | 4-2 |

**1935 [6-3; 0-0 SEC]**

**Coach** Hugh D. Faust

|                        |   |     |
|------------------------|---|-----|
| Mississippi College    | L | 4-2 |
| Maryville              | W | 6-1 |
| Emory & Henry          | W | 7-2 |
| at Sewanee             | L | 5-1 |
| at Chattanooga         | W | 5-1 |
| Tenn. Polytechnic Ins. | W | 4-2 |
| Sewanee                | L | 7-0 |
| at Maryville           | W | 5-1 |
| Chattanooga            | W | 5-2 |

**1936 [5-7; 0-4 SEC]**

**Coach** Hugh D. Faust

|                     |   |     |
|---------------------|---|-----|
| at Emory & Henry    | L | 4-3 |
| at Georgia Tech     | L | 7-0 |
| Georgia Tech        | L | 7-0 |
| Emory & Henry       | W | 7-0 |
| Birmingham Southern | W | 5-2 |
| Maryville           | W | 6-1 |
| at Kentucky         | L | 3-4 |

|           |   |     |
|-----------|---|-----|
| Sewanee   | L | 6-1 |
| Kentucky  | L | 5-4 |
| Sewanee   | L | 6-0 |
| Maryville | W | 8-0 |
| Tusculum  | W | 6-1 |

**1937 [6-5; 1-3 SEC]**

**Coach** Hugh D. Faust

|                         |   |     |
|-------------------------|---|-----|
| Mississippi State       | L | 6-1 |
| Maryville               | W | 5-2 |
| Tusculum                | W | 6-1 |
| Centre College          | W | 5-2 |
| Wayne University        | L | 6-1 |
| East Tennessee Teachers | L | 4-3 |
| Kentucky                | L | 7-2 |
| Tusculum                | W | 3-0 |
| Vanderbilt              | W | 5-2 |
| Maryville               | W | 6-1 |
| Kentucky                | L | 7-0 |

**1938 [4-6-1; 1-3 SEC]**

**Coach** Hugh D. Faust

|                         |   |     |
|-------------------------|---|-----|
| Maryville               | T | 4-4 |
| Vanderbilt              | L | 5-2 |
| Cumberland              | W | 6-1 |
| Kentucky                | L | 8-1 |
| Tusculum                | L | 4-3 |
| Birmingham Southern     | L | 4-3 |
| Cumberland              | W | 7-0 |
| Vanderbilt              | W | 5-2 |
| Emory & Henry           | W | 4-3 |
| Kentucky                | L | 0-9 |
| East Tennessee Teachers | L | 4-3 |

**1939 [6-4; 0-3 SEC]**

**Coach** Hugh D. Faust

|                         |   |     |
|-------------------------|---|-----|
| Carson-Newman           | W | 6-1 |
| Milligan                | W | 7-0 |
| Kentucky                | L | 6-3 |
| at Tusculum             | W | 4-2 |
| at Vanderbilt           | L | 4-1 |
| East Tennessee Teachers | L | 4-3 |
| Maryville               | W | 5-2 |
| Tusculum                | W | 6-2 |
| at Kentucky             | L | 6-3 |
| at Maryville            | W | 5-2 |

**1940 [7-4; 0-3 SEC]**

**Coach** Hugh D. Faust

|                     |   |     |
|---------------------|---|-----|
| Birmingham Southern | W | 4-2 |
| Milligan            | W | 4-3 |
| Maryville           | L | 4-3 |
| Tusculum            | W | 6-1 |
| Maryville           | W | 5-2 |
| Tusculum            | W | 4-3 |
| Centre College      | W | 7-0 |
| Ole Miss            | L | 4-2 |
| Centre College      | W | 7-0 |
| Kentucky            | L | 7-0 |
| Kentucky            | L | 6-3 |

**1941 [8-6; 0-2 SEC]**

**Coach** Hugh D. Faust

|                           |   |     |
|---------------------------|---|-----|
| Presbyterian College      | L | 6-1 |
| Kentucky                  | L | 6-1 |
| DePauw                    | L | 5-2 |
| Carson-Newman             | W | 4-0 |
| Milligan                  | L | 4-3 |
| Tusculum                  | W | 4-3 |
| at Maryville              | L | 5-2 |
| Tenn. Polytechnic Ins.    | W | 6-1 |
| Birmingham Southern       | W | 4-3 |
| Berea College             | W | 4-3 |
| at Tenn. Polytechnic Ins. | W | 4-3 |
| at Kentucky               | L | 6-1 |
| at Centre College         | W | 6-0 |
| Centre College            | W | 7-0 |

**1963**  
**Overall Record** 10-5  
**SEC** 2-4

**THE RESULTS**

|                    |   |     |
|--------------------|---|-----|
| MTSU               | W | 8-0 |
| ETSU               | W | 8-1 |
| Tennessee Wesleyan | W | 8-1 |
| Tennessee Wesleyan | W | 8-1 |
| David Lipscomb     | L | 5-4 |
| Georgia*           | L | 8-1 |
| Tennessee Tech     | W | 8-1 |
| MTSU               | W | 8-1 |
| Kentucky*          | W | 7-2 |
| Georgia Tech*      | L | 8-1 |
| ETSU               | W | 8-0 |
| Vanderbilt*        | L | 7-2 |
| Georgia Tech*      | L | 7-2 |
| Tennessee Tech     | W | 9-0 |
| Kentucky*          | W | 7-2 |

**THE STATS**  
**Coach:** Tommy Bartlett  
Longest Winning Streak: 4  
Longest Losing Streak: 2  
Shutouts: 3  
Consecutive Shutouts: --

**HONORS**  
--

**1964**  
**Overall Record** 13-1  
**SEC** 3-0

**THE RESULTS**

|                        |   |     |
|------------------------|---|-----|
| at Memphis             | W | 9-0 |
| at Union               | W | 9-0 |
| Cincinnati             | W | 9-0 |
| at Auburn*             | W | 9-0 |
| at Mercer              | W | 9-0 |
| at Georgia Tech        | L | 7-2 |
| Tennessee Wesleyan     | W | 7-2 |
| Washington (St. Louis) | W | 5-2 |
| at Tennessee Tech      | W | 9-0 |
| Kentucky*              | W | 7-2 |
| ETSU                   | W | 7-2 |
| David Lipscomb         | W | 7-2 |
| Tennessee Tech         | W | 9-0 |
| at Vanderbilt*         | W | 7-2 |

**THE STATS**  
**Coach:** Tommy Bartlett  
Longest Winning Streak: 8  
Longest Losing Streak: 1  
Shutouts: 7  
Consecutive Shutouts: 5

**HONORS**  
--

**NOTE**  
Records from 1942-62 are incomplete. The Vols did not field a team 1943-46 because of World War II.

## 1965

**Overall Record** 15-3  
**SEC** 7-1

### THE RESULTS

|                     |   |     |
|---------------------|---|-----|
| at Clemson          | L | 5-4 |
| at Furman           | W | 9-0 |
| at Georgia*         | L | 6-3 |
| at Florida*         | W | 7-2 |
| at Stetson          | W | 9-0 |
| at David Lipscomb   | W | 9-0 |
| at Florida Southern | W | 5-4 |
| Kentucky*           | W | 6-3 |
| Tennessee Wesleyan  | W | 9-0 |
| at Vanderbilt*      | W | 6-3 |
| Tennessee Wesleyan  | W | 9-0 |
| Wittenberg          | W | 9-0 |
| at Kentucky*        | W | 9-0 |
| at Cincinnati       | W | 8-1 |
| LSU*                | W | 9-0 |
| Georgia Tech        | L | 6-3 |
| Vanderbilt*         | W | 9-0 |
| at Ole Miss*        | W | 9-0 |

### THE STATS

**Coach:** Tommy Bartlett  
Longest Winning Streak: 12  
Longest Losing Streak: 1  
Shutouts: 10  
Consecutive Shutouts: 3

### HONORS

**SEC Champion**  
Darden/Marcus (No. 2 D)

## 1966

**Overall Record** 16-2  
**SEC** 7-0

### THE RESULTS

|                     |   |     |
|---------------------|---|-----|
| at Southern Florida | W | 9-0 |
| at Florida*         | W | 7-2 |
| at Ohio Wesleyan    | W | 9-0 |
| at Florida State    | L | 5-4 |
| Georgia*            | W | 5-4 |
| Florida State       | W | 7-2 |
| Kentucky*           | W | 7-2 |
| at Alabama*         | W | 8-1 |
| at LSU*             | W | 7-2 |
| Illinois            | W | 7-2 |
| at Kentucky*        | W | 6-3 |
| at Sewanee          | W | 9-0 |
| at Vanderbilt*      | W | 9-0 |
| at Georgia Tech     | L | 6-2 |
| Tennessee Wesleyan  | W | 9-0 |
| MTSU                | W | 7-2 |
| Sewanee             | W | 7-2 |
| Tennessee Tech      | W | 7-2 |

### THE STATS

**Coach:** Tommy Bartlett  
SEC Championships: 1st (27 pts.)  
Longest Winning Streak: 9  
Longest Losing Streak: 1  
Shutouts: 5  
Consecutive Shutouts: 2

### HONORS

**SEC Coach of the Year:** Tommy Bartlett

#### • All-SEC

Jack Jackson  
Lenny Schloss  
Kenny Marcus (2nd)

#### • SEC Champions

Lenny Schloss (No. 2 S)  
Bobby Dow (No. 5 S)  
Jackson/Schloss (No. 1 D)  
Marcus/Preston (No. 3 D)

SEC CHAMPIONS

## 1967

**Overall Record** 13-4  
**SEC** 5-2

### THE RESULTS

|                       |   |         |
|-----------------------|---|---------|
| Kalamazoo             | W | 9-0     |
| at Tulane             | L | 7-2     |
| at Florida State      | W | 7-2     |
| at Florida*           | L | 5-4     |
| at Miami              | L | 6-3     |
| at Georgia*           | W | 5.5-3.5 |
| Toledo                | W | 7-2     |
| Georgia Tech          | W | 7-2     |
| Eastern Kentucky      | W | 6-3     |
| Alabama*              | W | 9-0     |
| LSU*                  | W | 9-0     |
| at Mississippi State* | L | 7-2     |
| at Lamar Tech         | W | 4-2     |
| at Murray State       | W | 8-1     |
| Kentucky*             | W | 9-0     |
| ETSU                  | W | 9-0     |
| Vanderbilt*           | W | 9-0     |

### THE STATS

**Coach:** Earl Baumgardner  
SEC Championships: 2nd (26 pts.)  
Longest Winning Streak: 6  
Longest Losing Streak: 2  
Shutouts: 6  
Consecutive Shutouts: 3

### HONORS

**• All-America**  
Lenny Schloss

#### • All-SEC

Tommy Mozur (2nd)

#### • SEC Champions

Tommy Mozur (No. 3 S)  
Mozur/Schloss (No. 1 D)

## 1968

**Overall Record** 11-8  
**SEC** 4-3

### THE RESULTS

|                     |   |     |
|---------------------|---|-----|
| at North Carolina   | L | 6-3 |
| at South Carolina   | L | 9-0 |
| at The Citadel      | W | 9-0 |
| at Presbyterian     | W | 8-1 |
| at Clemson          | L | 5-4 |
| ETSU                | W | 9-0 |
| at Kentucky*        | W | 6-3 |
| at Eastern Kentucky | W | 8-1 |
| at Western Kentucky | W | 7-2 |
| at Georgia Tech     | L | 5-4 |
| at Alabama*         | W | 9-0 |
| at Florida*         | L | 8-1 |
| Mississippi State*  | L | 7-2 |
| Georgia*            | L | 5-4 |
| Murray State        | W | 5-4 |
| at Vanderbilt*      | W | 9-0 |
| Southern Illinois   | L | 5-4 |
| Florida State       | W | 5-4 |
| Tulane              | W | 5-4 |

### THE STATS

**Coach:** Louis Royal  
SEC Championships: 4th (19 pts.)  
Longest Winning Streak: 4  
Longest Losing Streak: 3  
Shutouts: 4  
Consecutive Shutouts: --

### HONORS

**• All-America**  
Tommy Mozur

#### • All-SEC

Tommy Mozur

#### • SEC Champions

Tommy Mozur (No. 1 S)

## 1969

**Overall Record** 6-8  
**SEC** 3-2

### THE RESULTS

|                      |   |     |
|----------------------|---|-----|
| at North Carolina    | L | 5-4 |
| at South Carolina    | L | 6-3 |
| at Clemson           | L | 7-2 |
| at Virginia          | W | 6-3 |
| at Furman            | W | 7-2 |
| at Georgia*          | L | 8-1 |
| MTSU                 | W | 7-2 |
| at Kentucky*         | W | 5-4 |
| at LSU*              | W | 6-3 |
| at Florida*          | L | 9-0 |
| at Southern Illinois | L | 6-3 |
| at Southern Illinois | L | 7-2 |
| Vanderbilt*          | W | 8-1 |
| Southern Illinois    | L | 6-3 |

### THE STATS

**Coach:** Louis Royal  
SEC Championships: 5th (11 pts.)  
Longest Winning Streak: 3  
Longest Losing Streak: 3  
Shutouts: --  
Consecutive Shutouts: --

### HONORS

**• All-SEC**  
Jim Ward (2nd)

## 1970

**Overall Record** 14-7  
**SEC** 4-1

### THE RESULTS

|                      |   |         |
|----------------------|---|---------|
| at Redlands          | L | 6.5-1.5 |
| at Los Angeles State | W | 8-1     |
| at USC               | L | 8-1     |
| at UCLA              | L | 8-1     |
| Northwestern         | W | 6-3     |
| Miami (Ohio)         | W | 9-0     |
| Wisconsin            | W | 6-3     |
| at Vanderbilt*       | W | 6-3     |
| at MTSU              | W | 8-1     |
| LSU*                 | W | 8-1     |
| Florida*             | W | 7-2     |
| North Carolina       | L | 6-3     |
| Kentucky*            | W | 7-2     |
| at Georgia Tech      | W | 6-3     |
| ETSU                 | W | 9-0     |
| Furman               | W | 9-0     |
| at Southern Illinois | L | 8-1     |
| at Oklahoma City     | W | 5-4     |
| South Carolina       | W | 9-0     |
| Georgia*             | L | 5-4     |
| Southern Illinois    | L | 6-3     |

### THE STATS

**Coach:** Louis Royal  
SEC Championships: 1st (22 pts.)  
Longest Winning Streak: 7  
Longest Losing Streak: 2  
Shutouts: 4  
Consecutive Shutouts: 2

### HONORS

**• All-America**  
Tommy Mozur

#### • All-SEC

Tommy Mozur  
Jim Ward (2nd)

#### • SEC Champion

Mozur/Freeman (No. 1 D)

SEC CHAMPIONS

## 1971

**Overall Record** 14-7-1  
**SEC** 5-4

### THE RESULTS

|                      |   |     |
|----------------------|---|-----|
| at Mississippi State | W | 5-4 |
| at Memphis           | W | 5-4 |
| at Mississippi*      | W | 9-0 |
| at Alabama*          | W | 5-4 |
| at William & Mary    | W | 9-0 |
| at Columbus College  | T | 4-4 |
| at Georgia*          | L | 9-0 |
| at Kentucky*         | W | 7-2 |
| at Miami (ohio)      | W | 8-1 |
| Eastern Kentucky     | W | 9-0 |
| Amherst              | W | 9-0 |
| Georgia Tech         | L | 5-4 |
| Indiana              | W | 6-3 |
| Presbyterian         | L | 6-3 |
| MTSU                 | W | 6-3 |
| at LSU*              | L | 5-4 |
| at Florida*          | L | 5-4 |
| at ETSU              | W | 9-0 |
| Vanderbilt*          | W | 9-0 |
| North Carolina       | L | 7-2 |
| Georgia*             | L | 7-2 |
| Southern Illinois    | W | 7-2 |

### THE STATS

**Coach:** Louis Royal  
SEC Championships: 2nd (17 pts.)  
Longest Winning Streak: 5  
Longest Losing Streak: 2  
Shutouts: 5  
Consecutive Shutouts: 2

### HONORS

**• All-SEC**  
Robert Pierce (2nd)  
Robert Van Malder (2nd)

## 1972

**Overall Record** 27-2  
**SEC** 5-1

### THE RESULTS

|  |   |     |
|--|---|-----|
| Columbus College                                 | W | 9-0 |
| at Furman  | W | 8-1 |
| at Western Kentucky                              | W | 6-3 |
| at Presbyterian                                  | W | 5-4 |
| (Six wins at the Jacksonville Inv.) <sup>1</sup> |   |     |
| Cincinnati                                       | W | 9-0 |
| at MTSU  | W | 8-1 |
| Miami (Ohio)                                     | W | 8-1 |
| Indiana State                                    | W | 7-2 |
| at Georgia Tech                                  | W | 5-4 |
| Alabama*   | W | 6-3 |
| Tennessee-Chattanooga                            | W | 9-0 |
| Austin Peay                                      | W | 7-2 |
| Knoxville RC (Ex.)                               | W | 7-2 |
| ETSU   | W | 9-0 |
| at LSU*  | W | 8-1 |
| at Florida*                                      | W | 5-4 |
| Tennessee Tech                                   | W | 8-1 |
| Murray State                                     | W | 9-0 |
| Kentucky*  | W | 8-1 |
| at Southern Illinois                             | W | 6-3 |
| Georgia*   | L | 6-3 |
| Southern Illinois                                | L | 6-3 |
| Memphis  | W | 7-2 |
| Mississippi State*                               | W | 5-4 |

### THE STATS

**Coach:** Louis Royal  
SEC Championships: t-2nd (21pts.)  
Longest Winning Streak: 25  
Longest Losing Streak: 2  
Shutouts: 5  
Consecutive Shutouts: --

### HONORS

**• All-SEC**  
Robert Van Malder  
Paul Van Min

#### • SEC Champions

Paul Van Min (No. 1 S)  
Robert Van Malder (No. 2 S)

**1973**

**Overall Record** 10-9  
**SEC** 3-2

**THE RESULTS**

|                       |   |     |
|-----------------------|---|-----|
| at Arizona            | L | 8-1 |
| at Wisconsin          | W | 7-2 |
| at Georgia*           | W | 5-4 |
| at North Carolina     | L | 7-2 |
| at Cal-Irvine         | L | 7-2 |
| at San Diego          | L | 6-3 |
| at Long Beach State   | L | 5-4 |
| at Cincinnati         | L | 6-3 |
| at Mississippi State* | W | 5-4 |
| at Georgia*           | L | 7-2 |
| Florida*              | L | 5-3 |
| LSU*                  | W | 5-4 |
| at Southern Illinois  | W | 6-3 |
| at Arkansas           | W | 5-4 |
| at North Carolina     | L | 8-1 |
| Georgia Tech          | W | 8-1 |
| Southern Illinois     | W | 9-0 |
| Presbyterian          | W | 8-1 |
| MTSU                  | W | 6-3 |

**THE STATS**

**Coach:** Louis Royal  
SEC Championships: 5th (11 pts.)  
NCAA Championships: 1-14th (8 pts.)  
Longest Winning Streak: 4  
Longest Losing Streak: 5  
Shutouts: 1  
Consecutive Shutouts: --

**HONORS**

• **All-SEC**  
Dan Huber  
Paul Van Min

• **SEC Champion**

Dan Huber (No. 2 S)

**1974**

**Overall Record** 17-6  
**SEC** 6-2

**THE RESULTS**

|                       |   |     |
|-----------------------|---|-----|
| at Texas A&M          | W | 5-4 |
| at Central Texas      | W | 9-0 |
| at Texas              | L | 7-2 |
| at Trinity            | L | 7-2 |
| at Cal-Irvine         | L | 8-1 |
| Vanderbilt*           | W | 9-0 |
| Mississippi*          | W | 9-0 |
| at Georgia Tech       | W | 6-3 |
| Pan American          | W | 8-1 |
| Mississippi State*    | W | 9-0 |
| LSU*                  | W | 7-2 |
| Austin Peay           | W | 9-0 |
| at Georgia*           | L | 5-4 |
| at Florida*           | L | 5-4 |
| at Auburn*            | W | 7-2 |
| North Carolina        | L | 5-4 |
| at Southern Illinois  | W | 6-3 |
| vs. Kansas            | W | 6-3 |
| Kentucky*             | W | 6-3 |
| Tennessee-Chattanooga | W | 9-0 |
| MTSU                  | W | 9-0 |
| Cincinnati            | W | 8-1 |
| Southern Illinois     | W | 8-1 |

**THE STATS**

**Coach:** Louis Royal  
SEC Championships: 2nd (22 pts.)  
NCAA Championships: 2 pts.  
Longest Winning Streak: 7  
Longest Losing Streak: 3  
Shutouts: 7  
Consecutive Shutouts: 2

**HONORS**

• **All-SEC**  
Paul Van Min

• **SEC Champions**

Dan Huber (No. 4 S)  
Dunn/Van Malder (No. 2 D)

**1975**

**Overall Record** 14-12  
**SEC** 5-4

**THE RESULTS**

|                       |   |     |
|-----------------------|---|-----|
| at Texas Tech         | W | 8-1 |
| at Texas              | L | 8-1 |
| at Texas A&M          | L | 6-3 |
| at Oklahoma           | L | 5-4 |
| at Pan American       | L | 6-3 |
| Miami (Ohio)          | W | 9-0 |
| at North Carolina     | L | 5-4 |
| at Duke               | W | 6-3 |
| at Wake Forest        | L | 5-4 |
| at Vanderbilt*        | W | 9-0 |
| at Mississippi State* | W | 7-2 |
| at LSU*               | L | 7-2 |
| at Mississippi*       | W | 6-3 |
| Miami (Fla.)          | L | 7-2 |
| Eastern Kentucky      | W | 8-1 |
| Georgia*              | L | 6-3 |
| Alabama*              | W | 6-3 |
| Florida*              | L | 5-4 |
| Auburn*               | W | 7-2 |
| at Kentucky*          | L | 6-3 |
| at Southern Illinois  | W | 6-3 |
| at Michigan           | L | 6-3 |
| at Kansas             | W | 5-1 |
| at Tennessee-Chatt.   | W | 6-3 |
| MTSU                  | W | 6-0 |
| Southern Illinois     | W | 6-0 |

**THE STATS**

**Coach:** Louis Royal  
SEC Championships: 3rd (20 pts.)  
Longest Winning Streak: 4  
Longest Losing Streak: 4  
Shutouts: 4  
Consecutive Shutouts: 2

**HONORS**

• **All-SEC**  
Dan Huber  
Paul Van Min

• **SEC Champion**

DeLatte/Dunn (No. 2 D)

**1976**

**Overall Record** 6-10  
**SEC** 3-5

**THE RESULTS**

|                      |   |     |
|----------------------|---|-----|
| North Carolina       | L | 6-3 |
| at Florida State     | W | 6-3 |
| at Florida*          | L | 7-2 |
| at Alabama*          | L | 6-3 |
| South Carolina       | L | 6-3 |
| Vanderbilt*          | W | 8-1 |
| at Tennessee-Chatt.  | L | 5-4 |
| Georgia*             | L | 8-1 |
| Kentucky*            | L | 6-3 |
| LSU*                 | L | 9-0 |
| Pan American         | L | 7-2 |
| at Southern Illinois | W | 6-3 |
| at Eastern Kentucky  | W | 6-3 |
| Michigan             | L | 7-2 |
| Mississippi State*   | W | 9-0 |
| at Auburn*           | W | 5-4 |

**THE STATS**

**Coach:** Louis Royal  
SEC Championships: 7th (8 pts.)  
Longest Winning Streak: 2  
Longest Losing Streak: 5  
Shutouts: 1  
Consecutive Shutouts: --

**HONORS**

• **All-SEC**  
Tracy DeLatte

**1977**

**Overall Record** 9-12  
**SEC** 3-6

**THE RESULTS**

|                       |   |     |
|-----------------------|---|-----|
| at Furman             | W | 5-4 |
| at Clemson            | L | 9-0 |
| at Trinity            | L | 9-0 |
| vs. Texas A&M         | L | 5-4 |
| vs. Lamar Tech        | L | 6-3 |
| vs. Oklahoma State    | W | 5-4 |
| vs. New Mexico State  | L | 8-1 |
| Miami (Ohio)          | W | 6-3 |
| Virginia              | W | 6-3 |
| at Mississippi State* | W | 6-3 |
| at Mississippi*       | L | 5-4 |
| Iowa                  | L | 5-4 |
| Auburn*               | L | 5-4 |
| at LSU*               | L | 6-0 |
| at Kentucky*          | W | 5-4 |
| at Vanderbilt*        | W | 5-4 |
| Florida*              | L | 7-2 |
| at Tennessee-Chatt.   | W | 5-4 |
| Alabama*              | L | 7-2 |
| at South Carolina     | W | 5-4 |
| at Georgia*           | L | 7-2 |

**THE STATS**

**Coach:** John Newman  
SEC Championships: 6th (6 pts.)  
Longest Winning Streak: 3  
Longest Losing Streak: 4  
Shutouts: --  
Consecutive Shutouts: --

**HONORS**

• **All-SEC**  
Tracey DeLatte  
Gary Dunn

**1978**

**Overall Record** 18-7  
**SEC** 6-3

**THE RESULTS**

|                       |   |     |
|-----------------------|---|-----|
| Clemson               | W | 8-1 |
| vs. Texas Tech        | W | 9-0 |
| vs. Texas             | W | 5-4 |
| vs. Trinity           | L | 7-2 |
| vs. Houston           | L | 7-2 |
| at SMU                | W | 5-4 |
| Tennessee-Chattanooga | W | 7-2 |
| at Miami (Fla.)       | W | 5-4 |
| at Florida*           | L | 5-4 |
| vs. Duke              | W | 8-1 |
| at LSU*               | L | 8-1 |
| at NE Louisiana       | W | 7-2 |
| at Arkansas           | W | 5-4 |
| at Pan American       | W | 5-4 |
| at Trinity            | L | 8-1 |
| The Citadel           | W | 9-0 |
| Vanderbilt*           | W | 6-3 |
| Furman                | W | 6-3 |
| Mississippi State*    | W | 8-1 |
| Mississippi*          | W | 8-1 |
| Alabama*              | W | 8-1 |
| South Carolina        | L | 5-4 |
| at Kentucky*          | W | 6-3 |
| at Auburn*            | L | 5-4 |
| Georgia*              | W | 5-4 |

**THE STATS**

**Coach:** John Newman  
SEC Championships: 2nd (15 pts.)  
Longest Winning Streak: 6  
Longest Losing Streak: 2  
Shutouts: 2  
Consecutive Shutouts: --

**HONORS**

• **All-SEC**  
Tracy DeLatte

• **SEC Champion**

DeLatte/Gillespie (No. 1 D)  
Cooper/Kohlberg (No. 2 D)

**1979**

**Overall Record** 13-6  
**SEC** 4-1

**THE RESULTS**

|                     |   |     |
|---------------------|---|-----|
| vs. Michigan        | W | 5-4 |
| vs. Trinity         | L | 6-3 |
| vs. Texas           | W | 6-3 |
| vs. Georgia*        | W | 6-3 |
| vs. SW Louisiana    | W | 8-1 |
| vs. Houston         | W | 5-4 |
| vs. SMU             | L | 7-2 |
| vs. Texas           | W | 6-3 |
| at Arizona State    | W | 7-2 |
| at Pepperdine       | L | 7-2 |
| at Long Beach State | W | 7-2 |
| at UCLA             | L | 9-0 |
| Florida*            | W | 8-1 |
| at Vanderbilt*      | W | 6-3 |
| Austin Peay         | W | 8-1 |
| at South Carolina   | W | 5-4 |
| Auburn*             | W | 8-1 |
| at Georgia*         | L | 7-2 |

**NCAA Tournament**  
vs. California L 8-1

**THE STATS**

**Coach:** John Newman  
SEC Championships: 2nd (23 pts.)  
Longest Winning Streak: 5  
Longest Losing Streak: 1  
Shutouts: --  
Consecutive Shutouts: --

**HONORS**

**NCAA Doubles Finalists:**  
Michael Fancutt/Andy Kohlberg

• **All-America**

Michael Fancutt  
Andy Kohlberg

• **All-SEC**

Andy Kohlberg  
Denis McKeown

• **SEC Champions**

Andy Kohlberg (No. 1 S)  
Michael Fancutt (No. 4 S)  
Fancutt/Kohlberg (No. 1 D)  
Gillespie/McKeown (No. 2 D)

**1980**

**Overall Record** 14-6  
**SEC** 6-0

**THE RESULTS**

|                          |   |     |
|--------------------------|---|-----|
| vs. Arkansas             | L | 6-3 |
| vs. Southern Illinois    | W | 9-0 |
| vs. Clemson              | L | 5-4 |
| Austin Peay              | W | 9-0 |
| at Trinity               | L | 5-4 |
| at Southwest Texas State | W | 7-2 |
| at Arkansas              | L | 6-3 |
| at Long Beach State      | W | 6-3 |
| at UCLA                  | L | 5-4 |
| Iowa                     | W | 8-1 |
| at LSU*                  | W | 5-4 |
| Kalamazoo                | W | 8-1 |
| Vanderbilt*              | W | 7-2 |
| at Georgia*              | W | 5-4 |
| Alabama*                 | W | 7-2 |
| Virginia                 | W | 7-2 |
| South Carolina           | W | 5-4 |
| Georgia*                 | W | 5-4 |
| at Auburn*               | W | 7-2 |

**NCAA Tournament**  
vs. Trinity L 5-4

**THE STATS**

**Coach:** John Newman  
SEC Championships: 1st (26 pts.)  
Longest Winning Streak: 10  
Longest Losing Streak: 1  
Shutouts: 2  
Consecutive Shutouts: --

**HONORS**

**SEC Coach of the Year:** Paul Newman

**NCAA Doubles Champions:**

Rodney Harmon/Mel Purcell  
**ITA Doubles Team of the Year:**  
Rodney Harmon/Mel Purcell

• **All-America**

Rodney Harmon  
Mel Purcell

• **All-SEC**

Rodney Harmon  
Mel Purcell

• **SEC Champions**

Mel Purcell (No. 1 S)  
Rodney Harmon (No. 2 S)  
Dan Cooper (No. 6 S)  
Harmon/Purcell (No. 1 D)  
Corn/Fancutt (No. 2 D)



## 1981

**Overall Record** 14-6  
**SEC** 6-2

### THE RESULTS

|                       |   |     |
|-----------------------|---|-----|
| at Vanderbilt         | W | 8-1 |
| vs. Vanderbilt        | W | 7-2 |
| vs. Wichita State     | L | 5-4 |
| vs. Southern Illinois | W | 7-2 |
| vs. Arkansas          | L | 6-3 |
| vs. Clemson           | W | 5-4 |
| North Carolina        | W | 8-1 |
| at Mississippi State* | W | 8-1 |
| North Carolina State  | W | 7-2 |
| vs. BYU               | W | 9-0 |
| vs. Oklahoma State    | W | 7-2 |
| vs. Michigan          | W | 5-4 |
| Vanderbilt*           | W | 8-1 |
| at Georgia*           | L | 6-3 |
| Kentucky*             | W | 8-1 |
| at Alabama*           | L | 7-2 |
| at South Carolina     | W | 5-4 |
| Auburn*               | L | 5-4 |
| Florida*              | L | 5-4 |
| at LSU*               | W | 7-2 |

### THE STATS

**Coach:** Mike DePalmer Sr.  
SEC Championships: 4th (12 pts.)  
Longest Winning Streak: 8  
Longest Losing Streak: 2  
Shutouts: 1  
Consecutive Shutouts: --

### HONORS

• **All-America**  
Mike DePalmer Jr.

• **All-SEC**  
Mike DePalmer Jr.

• **SEC Champion**  
DePalmer/Fancutt (No. 1 D)

## 1982

**Overall Record** 21-9  
**SEC** 10-1

### THE RESULTS

|                         |   |     |
|-------------------------|---|-----|
| vs. Tulsa               | W | 7-2 |
| vs. Arkansas            | L | 5-4 |
| vs. Memphis State       | L | 5-4 |
| at Vanderbilt*          | W | 5-4 |
| Austin Peay             | W | 6-3 |
| at Florida*             | W | 5-4 |
| vs. Miami (Fla.)        | L | 8-1 |
| at South Florida        | W | 8-1 |
| at Duke                 | L | 6-0 |
| at North Carolina State | W | 6-3 |
| at North Carolina       | W | 7-2 |
| at Wake Forest          | W | 8-1 |
| Ohio State              | W | 9-0 |
| at Pepperdine           | L | 8-1 |
| vs. Trinity             | W | 6-3 |
| vs. Wichita State       | L | 5-4 |
| vs. Michigan            | W | 6-3 |
| Virginia Tech           | W | 6-3 |
| vs. Miami (Fla.)        | L | 6-3 |
| at SW Louisiana         | L | 5-4 |
| vs. Trinity             | L | 5-4 |
| LSU*                    | W | 6-3 |
| Mississippi State*      | W | 7-2 |
| at Auburn*              | W | 7-2 |
| Alabama*                | W | 7-2 |
| Georgia*                | W | 5-4 |
| Vanderbilt*             | W | 6-3 |
| at Kentucky*            | W | 6-3 |
| at Georgia*             | L | 6-3 |
| vs. Mississippi*        | W | 6-3 |

### THE STATS

**Coach:** Mike DePalmer Sr.  
SEC Championships: 2nd (19 pts.)  
Longest Winning Streak: 7  
Longest Losing Streak: 3  
Shutouts: 1  
Consecutive Shutouts: --

### HONORS

• **All-America**  
Paul Annacone  
Mike DePalmer Jr.

• **All-SEC**  
Paul Annacone  
Mike DePalmer Jr.

• **SEC Champion**  
Annacone/DePalmer (No. 1 D)

## 1983

**Overall Record** 20-4  
**SEC** 12-7

### THE RESULTS

|                       |   |     |
|-----------------------|---|-----|
| Vanderbilt*           | W | 8-1 |
| at Ohio State         | W | 7-2 |
| Furman                | W | 9-0 |
| Louisiana Tech        | W | 9-0 |
| Duke                  | L | 6-3 |
| North Carolina        | W | 9-0 |
| Southern Illinois     | W | 8-1 |
| at Arkansas           | L | 5-4 |
| at Oklahoma State     | W | 6-3 |
| vs. Texas Christian   | W | 5-4 |
| at Wichita State      | W | 7-2 |
| vs. Michigan          | W | 5-4 |
| Kentucky*             | W | 8-1 |
| at Mississippi State* | W | 5-4 |
| at Alabama*           | W | 6-3 |
| at LSU*               | W | 6-3 |
| Mississippi*          | W | 9-0 |
| Florida*              | W | 6-3 |
| Ohio                  | W | 9-0 |
| at Vanderbilt*        | W | 7-2 |
| at Georgia*           | L | 6-3 |
| Georgia*              | W | 7-2 |
| Auburn*               | L | 7-2 |
| SW Louisiana          | W | 7-2 |

### THE STATS

**Coach:** Mike DePalmer Sr.  
SEC Championships: 3rd (16 pts.)  
Longest Winning Streak: 12  
Longest Losing Streak: 1  
Shutouts: 5  
Consecutive Shutouts: 2

### HONORS

• **All-America**  
Paul Annacone

• **All-SEC**  
Paul Annacone

• **SEC Champion**  
Grainger/Moos (No. 2 D)

## 1984

**Overall Record** 23-8  
**SEC** 6-2

### THE RESULTS

|                     |   |     |
|---------------------|---|-----|
| Ohio State          | W | 8-1 |
| Arkansas            | L | 5-4 |
| Illinois            | W | 7-2 |
| at Vanderbilt*      | W | 8-1 |
| Indiana             | W | 9-0 |
| at North Carolina   | W | 7-2 |
| at Duke             | W | 7-2 |
| at Georgia*         | L | 7-2 |
| West Virginia       | W | 9-0 |
| Miami (Ohio)        | W | 7-2 |
| at Texas A&M        | L | 5-4 |
| vs. Michigan        | W | 9-0 |
| at Texas            | L | 5-4 |
| Virginia Tech       | W | 9-0 |
| NE Louisiana        | W | 8-1 |
| at SW Louisiana     | W | 8-1 |
| at Oklahoma State   | W | 5-4 |
| at Auburn*          | L | 5-1 |
| at Alabama*         | L | 5-4 |
| at Auburn*          | W | 5-4 |
| at Florida*         | W | 8-1 |
| at Florida*         | L | 5-4 |
| Appalachian State   | W | 8-1 |
| Vanderbilt*         | W | 8-1 |
| Alabama*            | W | 5-4 |
| Georgia*            | W | 6-3 |
| Mississippi State*  | W | 9-0 |
| LSU*                | L | 5-4 |
| at Furman           | W | 8-1 |
| at Kentucky*        | W | 8-1 |
| at SIU-Edwardsville | W | 5-4 |

### THE STATS

**Coach:** Mike DePalmer Sr.  
SEC Championships: 4th (14 pts.)  
Longest Winning Streak: 5  
Longest Losing Streak: 2  
Shutouts: 5  
Consecutive Shutouts: --

### HONORS

• **All-America**  
Paul Annacone  
Chris Green

• **All-SEC**  
Paul Annacone

• **SEC Champion**  
Paul Annacone (No. 1 S)

## 1985

**Overall Record** 27-11  
**SEC** 7-2

### THE RESULTS

|                          |   |     |
|--------------------------|---|-----|
| Maryland                 | W | 7-2 |
| Michigan                 | W | 8-1 |
| Virginia                 | W | 6-3 |
| at Indiana               | W | 5-4 |
| at Ohio State            | W | 6-3 |
| North Carolina           | W | 6-3 |
| at Louisville            | W | 8-1 |
| vs. Texas                | L | 5-4 |
| vs. Kentucky             | L | 8-1 |
| Duke                     | W | 9-0 |
| Georgia*                 | L | 6-3 |
| Murray State             | W | 7-2 |
| at LSU*                  | L | 5-4 |
| at SW Louisiana          | W | 7-2 |
| at NE Louisiana          | L | 8-1 |
| at Mississippi State*    | W | 5-4 |
| at Illinois              | W | 8-1 |
| at Purdue                | W | 5-4 |
| vs. Arkansas-Little Rock | L | 5-4 |
| vs. California-Irvine    | W | 6-3 |
| vs. SW Louisiana         | L | 8-1 |
| Furman                   | W | 6-3 |
| Emory                    | W | 9-0 |
| at South Carolina        | L | 5-4 |
| Wake Forest              | W | 8-1 |
| Vanderbilt*              | W | 5-4 |
| Kentucky*                | W | 8-1 |
| South Carolina           | L | 5-4 |
| Florida*                 | W | 7-2 |
| at Georgia*              | L | 6-3 |
| at Vanderbilt*           | W | 9-0 |
| Auburn*                  | W | 7-2 |
| at Alabama*              | W | 5-4 |
| at Ole Miss*             | W | 8-1 |
| at Georgia Tech          | W | 7-2 |
| Maryland                 | L | 5-4 |
| Kansas                   | W | 5-1 |
| SW Louisiana             | W | 6-3 |

### THE STATS

**Coach:** Mike DePalmer Sr.  
SEC Championships: 3rd (20 pts.)  
Longest Winning Streak: 5  
Longest Losing Streak: 2  
Shutouts: 5  
Consecutive Shutouts: --

### HONORS

• **All-SEC**  
Shelby Cannon  
Carlos Claverie  
Mark Herrington  
Byron Talbot

• **SEC Champion**  
Cannon/Claverie (No. 2 D)

## 1986

**Overall Record** 24-10  
**SEC** 3-6

### THE RESULTS

|                       |   |     |
|-----------------------|---|-----|
| Rice                  | W | 8-1 |
| Clemson               | L | 7-2 |
| Mississippi           | W | 7-2 |
| Vanderbilt*           | W | 8-1 |
| NE Louisiana          | W | 7-2 |
| Arkansas              | L | 6-3 |
| Trinity               | W | 5-1 |
| Wake Forest           | W | 7-2 |
| Indiana               | W | 7-2 |
| at Georgia Tech       | W | 6-3 |
| at Mississippi*       | W | 7-2 |
| vs. Miami (Fla.)      | L | 5-4 |
| vs. Harvard           | W | 5-1 |
| vs. Texas Christian   | W | 5-2 |
| at Vanderbilt*        | W | 7-2 |
| at Mississippi State* | W | 7-2 |
| at Alabama*           | W | 6-3 |
| Auburn*               | W | 5-4 |
| Furman                | W | 5-4 |
| Virginia              | W | 7-2 |
| Southern Illinois     | W | 7-1 |
| Florida*              | L | 5-4 |
| Auburn*               | L | 5-4 |
| Kentucky*             | W | 5-4 |
| SMU                   | L | 5-1 |
| South Carolina        | L | 5-3 |
| Georgia*              | W | 5-1 |
| South Carolina        | W | 5-1 |
| Purdue                | W | 8-1 |
| Harvard               | W | 7-2 |
| Louisiana-Monroe      | W | 5-4 |
| Mississippi State     | W | 5-4 |
| Georgia Tech          | W | 5-4 |
| SW Louisiana          | W | 5-4 |
| Murray State          | W | 9-0 |
| Kentucky*             | L | 7-2 |
| LSU*                  | L | 5-4 |
| Vanderbilt*           | W | 7-2 |
| Georgia*              | L | 6-3 |
| Alabama*              | L | 5-4 |

### THE STATS

**Coach:** Mike DePalmer Sr.  
SEC Championships: 1st (25 pts.)  
Longest Winning Streak: 9  
Longest Losing Streak: 2  
Shutouts: 1  
Consecutive Shutouts: --

### HONORS

**SEC Coach of the Year:** Mike DePalmer Sr.

• **All-America**  
Shelby Cannon  
Byron Talbot

• **All-SEC**  
Shelby Cannon  
Mark Herrington  
Byron Talbot

• **SEC Champions**  
Byron Talbot (No. 2 S)  
Tim Leos (No. 6 S)  
Cannon/Talbot (No. 1 D)  
Cohenour/Herrington (No. 2 D)

## 1987

**Overall Record** 24-6  
**SEC** 7-2

### THE RESULTS

|                       |   |     |
|-----------------------|---|-----|
| Clemson               | W | 6-3 |
| NE Louisiana          | W | 6-0 |
| Alabama*              | W | 5-4 |
| Duke                  | W | 7-2 |
| vs. Texas             | L | 5-1 |
| vs. Kentucky          | W | 5-3 |
| vs. Texas Christian   | W | 5-2 |
| Vanderbilt*           | W | 6-3 |
| at Georgia Tech       | W | 6-3 |
| at Mississippi*       | W | 7-2 |
| vs. Miami (Fla.)      | L | 5-4 |
| vs. Harvard           | W | 5-1 |
| vs. Texas Christian   | W | 5-2 |
| at Vanderbilt*        | W | 8-1 |
| at Mississippi State* | W | 7-2 |
| at Alabama*           | W | 6-3 |
| Auburn*               | W | 5-4 |
| Furman                | W | 5-4 |
| at Georgia*           | L | 6-3 |
| at Miami (Fla.)       | W | 5-4 |
| at South Carolina     | L | 5-1 |
| Florida*              | W | 6-3 |
| at LSU*               | L | 6-3 |
| SW Louisiana          | W | 6-3 |
| Kentucky*             | W | 5-4 |
| Wake Forest           | W | 7-2 |
| Clemson               | W | 5-4 |

### NCAA Tournament

|                      |   |     |
|----------------------|---|-----|
| [16] South Carolina  | W | 5-3 |
| [Q] Long Beach State | W | 5-3 |
| [S] UCLA             | L | 5-2 |

### THE STATS

**Coach:** Mike DePalmer Sr.  
SEC Championships: 2nd (18 pts.)  
Longest Winning Streak: 7  
Longest Losing Streak: 1  
Shutouts: 1  
Consecutive Shutouts: --

### HONORS

**ITA National Player to Watch:**  
Shelby Cannon

• **All-America**  
Shelby Cannon  
Byron Talbot

• **All-SEC**  
Shelby Cannon  
Byron Talbot

• **SEC Champions**  
Byron Talbot (No. 2 S)  
Cannon/Talbot (No. 1 D)

## 1988

**Overall Record** 14-11  
**SEC** 6-3

### THE RESULTS

|                     |   |     |
|---------------------|---|-----|
| Stanford            | L | 7-2 |
| California          | L | 5-2 |
| California-Irvine   | L | 5-2 |
| Stanford            | L | 5-2 |
| South Carolina      | W | 6-3 |
| at Florida*         | W | 7-2 |
| at Miami (Fla.)     | W | 8-1 |
| at Auburn*          | W | 7-2 |
| South Carolina      | W | 5-2 |
| Southern California | L | 5-1 |
| Kentucky*           | L | 5-2 |
| Georgia Tech        | L | 6-3 |
| Alabama*            | W | 7-2 |
| NE Louisiana        | W | 7-2 |
| Georgia*            | L | 8-1 |
| Mississippi*        | W | 5-2 |
| Trinity             | W | 6-3 |
| at Kentucky*        | L | 5-1 |
| Vanderbilt*         | W | 6-3 |
| LSU*                | L | 7-2 |
| SW Louisiana        | W | 5-3 |
| Clemson             | W | 6-3 |
| Mississippi State*  | W | 6-3 |

### THE STATS

**Coach:** Mike DePalmer Sr.  
SEC Championships: 4th (11 pts.)  
Longest Winning Streak: 5  
Longest Losing Streak: 4  
Shutouts: --  
Consecutive Shutouts: --

### HONORS

• **All-America**  
Shelby Cannon  
Byron Talbot

• **All-SEC**  
Shelby Cannon  
Mike Pittard  
Byron Talbot

## 1989

**Overall Record** 20-8  
**SEC** 6-3

### THE RESULTS

|                         |   |     |
|-------------------------|---|-----|
| Georgia Tech            | W | 6-3 |
| California-Berkeley     | L | 7-2 |
| Alabama*                | W | 6-3 |
| Murray State            | W | 7-2 |
| Eastern Kentucky        | W | 9-0 |
| vs. Kansas              | W | 5-2 |
| vs. SW Louisiana        | W | 6-0 |
| Virginia                | W | 6-1 |
| South Carolina          | L | 6-3 |
| at Trinity              | L | 5-4 |
| at UNLV                 | W | 5-1 |
| at Alabama*             | L | 6-3 |
| at Georgia Tech         | W | 5-4 |
| Louisville              | W | 9-0 |
| vs. Penn State          | W | 4-0 |
| vs. Temple              | W | 3-1 |
| vs. Mississippi State*  | L | 3-2 |
| Miami (Fla.)            | W | 5-4 |
| Florida*                | W | 8-1 |
| Vanderbilt*             | W | 6-3 |
| Auburn*                 | W | 6-3 |
| Kentucky*               | L | 7-2 |
| at LSU*                 | W | 5-4 |
| at Mississippi*         | W | 6-3 |
| at Clemson              | W | 5-4 |
| at Georgia*             | L | 7-2 |
| at Mississippi State*   | W | 6-3 |
| <b>NCAA Tournament</b>  |   |     |
| [16] vs. Oklahoma State | L | 5-4 |

### THE STATS

**Coach:** Mike DePalmer Sr.  
SEC Championships: 10th (4 pts.)  
Longest Winning Streak: 6  
Longest Losing Streak: 2  
Shutouts: 4  
Consecutive Shutouts: 2

### HONORS

--

## 1990

**Overall Record** 34-1  
**SEC** 9-0

### THE RESULTS

|                         |   |     |
|-------------------------|---|-----|
| SMU                     | W | 9-0 |
| Minnesota               | W | 5-2 |
| California              | W | 5-2 |
| Kentucky*               | W | 5-3 |
| at Georgia Tech         | W | 7-2 |
| vs. Fresno State        | W | 5-1 |
| Alabama*                | W | 6-0 |
| at Air Force            | W | 9-0 |
| at Colorado             | W | 6-0 |
| vs. Texas-El Paso       | W | 7-2 |
| vs. Trinity             | W | 5-1 |
| at Rice                 | W | 5-1 |
| vs. Michigan            | W | 5-1 |
| vs. Southern California | W | 5-3 |
| vs. Miami (Fla.)        | W | 5-4 |
| vs. South Carolina      | W | 5-3 |
| at Vanderbilt*          | W | 5-1 |
| at South Carolina       | W | 5-2 |
| at Auburn*              | W | 5-4 |
| at Kentucky*            | W | 5-2 |
| Mississippi State*      | W | 5-1 |
| SW Louisiana            | W | 5-1 |
| Wake Forest             | W | 6-0 |
| Georgia*                | W | 5-2 |
| LSU*                    | W | 5-1 |
| at Miami (Fla.)         | W | 5-4 |
| at Florida*             | W | 6-2 |
| Mississippi             | W | 5-1 |

### SEC Tournament @ UT

|              |   |     |
|--------------|---|-----|
| [Q] Ole Miss | W | 5-1 |
| [S] Auburn   | W | 6-0 |
| [F] Georgia  | W | 5-1 |

### NCAA Tournament

|                            |   |     |
|----------------------------|---|-----|
| [16] vs. California-Irvine | W | 5-2 |
| [Q] vs. Miami              | W | 5-2 |
| [S] vs. UCLA               | W | 5-4 |
| [F] vs. Stanford           | L | 5-2 |

### THE STATS

**Coach:** Mike DePalmer Sr.  
SEC Championships: 1st (12 pts.)  
Longest Winning Streak: 34  
Longest Losing Streak: 1  
Shutouts: 6  
Consecutive Shutouts: 3

### HONORS

#### ITA National Coach of the Year:

Mike DePalmer Sr.  
**SEC Coach of the Year:** Mike DePalmer Sr.

#### • All-America

Doug Flach  
Tim Jessup  
Brice Karsh

#### • All-SEC

Doug Flach  
Tim Jessup

**SEC CHAMPIONS**  
**SEC TOURNEY CHAMPS**  
**NCAA FINALISTS**

## 1991

**Overall Record** 21-11  
**SEC** 7-4

### THE RESULTS

|                       |   |     |
|-----------------------|---|-----|
| MTSU                  | W | 9-0 |
| Michigan              | W | 5-1 |
| Indiana               | W | 5-2 |
| vs. Notre Dame        | W | 6-3 |
| vs. Northwestern      | W | 7-2 |
| at Kansas             | L | 5-4 |
| vs. Wisconsin         | W | 5-4 |
| at Kentucky           | W | 5-3 |
| vs. Fresno State      | W | 5-0 |
| vs. Texas             | L | 5-3 |
| vs. Arizona State     | W | 5-3 |
| vs. UCLA              | L | 5-4 |
| vs. Texas             | W | 5-1 |
| Florida*              | W | 5-1 |
| vs. San Diego         | W | 5-3 |
| at Arizona State      | L | 5-3 |
| vs. Kansas            | L | 5-4 |
| Georgia Tech          | W | 6-2 |
| South Carolina        | W | 5-3 |
| Auburn*               | L | 5-4 |
| at Mississippi*       | W | 5-2 |
| at Mississippi State* | W | 5-1 |
| Clemson               | W | 6-3 |
| Vanderbilt*           | W | 5-1 |
| Miami (Fla.)          | L | 5-4 |
| at LSU*               | L | 5-2 |
| at SW Louisiana       | W | 6-2 |
| Kentucky*             | W | 6-3 |
| at Alabama*           | W | 5-1 |
| at Georgia*           | L | 5-1 |

### SEC Tournament @ Mississippi

|                            |   |     |
|----------------------------|---|-----|
| [R1] vs. Mississippi State | L | 5-4 |
|----------------------------|---|-----|

### NCAA Tournament

|                  |   |     |
|------------------|---|-----|
| [16] vs. Florida | L | 5-2 |
|------------------|---|-----|

### THE STATS

**Coach:** Mike DePalmer Sr.  
SEC Championships: t-3rd (6 pts.)  
Longest Winning Streak: 5  
Longest Losing Streak: 2  
Shutouts: 2  
Consecutive Shutouts: --

### HONORS

#### • All-America

Tim Jessup  
Brice Karsh

#### • All-SEC

Tim Jessup  
Brice Karsh

## 1992

**Overall Record** 15-13  
**SEC** 4-9

### THE RESULTS

|                        |   |     |
|------------------------|---|-----|
| Arizona State          | W | 7-2 |
| Kansas                 | W | 6-3 |
| Kentucky*              | L | 5-4 |
| vs. Southern Methodist | W | 6-2 |
| at Minnesota           | W | 5-1 |
| Georgia Tech           | W | 5-1 |
| vs. South Carolina     | W | 5-1 |
| vs. UCLA               | L | 5-1 |
| vs. Kentucky*          | L | 5-3 |
| vs. California         | W | 5-0 |
| SW Louisiana           | W | 5-4 |
| at Florida*            | L | 6-3 |
| vs. Michigan           | W | 4-0 |
| vs. Kansas             | W | 4-1 |
| at Rice                | W | 4-2 |
| Georgia*               | L | 5-1 |
| at Clemson             | L | 6-3 |
| at South Carolina*     | W | 5-4 |
| Alabama*               | L | 6-0 |
| at Vanderbilt*         | W | 5-1 |
| at Auburn*             | W | 5-1 |
| Mississippi State*     | L | 5-3 |
| Mississippi*           | L | 5-3 |
| at Kentucky*           | W | 5-1 |
| Arkansas*              | W | 5-1 |
| LSU*                   | L | 7-2 |

### SEC Tournament @ Vanderbilt

|                   |   |     |
|-------------------|---|-----|
| [R1] vs. Arkansas | W | 5-4 |
| [Q] vs. Kentucky  | L | 5-1 |

### THE STATS

**Coach:** Mike DePalmer Sr.  
SEC Championships: t-8th (3.5pts.)  
Longest Winning Streak: 4  
Longest Losing Streak: 4  
Shutouts: 2  
Consecutive Shutouts: --

### HONORS

#### ITA National Rookie of the Year:

Chris Woodruff

#### • All-America

Chris Woodruff

#### • All-SEC

Chris Woodruff

## 1993

**Overall Record** 27-11  
**SEC** 7-7

### THE RESULTS

|                       |   |     |
|-----------------------|---|-----|
| at Arkansas*          | L | 5-2 |
| at Kentucky*          | L | 4-3 |
| Alabama-Birmingham    | W | 5-2 |
| vs. Harvard           | W | 6-1 |
| vs. Pepperdine        | W | 5-2 |
| vs. Mississippi State | W | 5-3 |
| vs. North Carolina    | W | 6-1 |
| vs. UCLA              | L | 5-2 |
| at Georgia Tech       | W | 5-2 |
| South Carolina*       | W | 6-1 |
| vs. Pepperdine        | W | 5-4 |
| at Arizona State      | W | 5-1 |
| vs. Notre Dame        | W | 5-1 |
| Michigan              | W | 5-0 |
| Wake Forest           | W | 5-2 |
| Virginia Commonwealth | L | 3-2 |
| at Wake Forest        | W | 3-2 |
| vs. Texas A&M         | W | 6-1 |
| vs. Hawaii-Hilo       | W | 7-0 |
| vs. Ohio State        | W | 7-0 |
| vs. Washington        | W | 7-0 |
| vs. BYU-Hawaii        | W | 7-0 |
| vs. Minnesota         | W | 6-1 |
| Vanderbilt*           | L | 4-3 |
| Kentucky*             | W | 4-3 |
| Florida*              | L | 4-3 |
| Auburn*               | W | 7-0 |
| Miami (Fla.)          | W | 5-2 |
| at Georgia*           | W | 4-2 |
| at Mississippi State* | L | 4-0 |
| Clemson               | W | 6-1 |
| at Alabama*           | L | 5-2 |
| at LSU*               | L | 6-1 |
| at Mississippi*       | W | 7-0 |

### SEC Tournament @ Georgia

|             |   |     |
|-------------|---|-----|
| [R1] Auburn | W | 7-0 |
| [Q] LSU     | W | 4-3 |
| [S] Georgia | L | 4-3 |

### NCAA Tournament

|                |   |     |
|----------------|---|-----|
| [16] vs. Texas | L | 5-1 |
|----------------|---|-----|

### THE STATS

**Coach:** Mike DePalmer Sr.  
SEC Championships: 6th (6 pts.)  
Longest Winning Streak: 7  
Longest Losing Streak: 2  
Shutouts: 2  
Consecutive Shutouts: --

### HONORS

#### ITA National Player of the Year:

Chris Woodruff

#### SEC Player of the Year:

Chris Woodruff

#### • All-America

Chris Haggard  
Chris Woodruff

#### • All-SEC

Chris Haggard  
Chris Woodruff

**ITA INDOOR FINALISTS**

## 1994

**Overall Record** 15-10  
**SEC** 6-7

### THE RESULTS

|                    |   |     |
|--------------------|---|-----|
| South Florida      | W | 5-2 |
| Oklahoma           | W | 7-0 |
| Alabama-Birmingham | L | 5-2 |
| vs. Indiana        | W | 5-2 |
| at Minnesota       | W | 4-2 |
| Kentucky*          | W | 5-2 |
| Samford            | W | 6-1 |
| Miami (Fla.)       | L | 4-3 |
| at South Carolina* | W | 4-3 |
| at Clemson         | W | 4-3 |
| at Vanderbilt*     | W | 6-1 |
| Georgia*           | L | 5-2 |
| Alabama*           | W | 6-1 |
| at Auburn*         | W | 4-3 |
| Mississippi State* | W | 7-0 |
| at Kentucky*       | L | 5-2 |
| Arkansas*          | L | 5-2 |
| Mississippi*       | L | 6-1 |
| Georgia Tech       | W | 6-1 |
| LSU*               | L | 5-2 |
| at Florida*        | L | 6-1 |

### SEC Tournament @ Alabama

|                   |   |     |
|-------------------|---|-----|
| [R1] vs. Arkansas | W | 4-3 |
| [Q] vs. Georgia   | L | 4-1 |

### NCAA Tournament

|               |   |     |
|---------------|---|-----|
| [16] Kentucky | W | 4-1 |
| [Q] Miami     | L | 4-2 |

### THE STATS

**Coach:** Mike DePalmer Sr.  
SEC Championships: 6th  
Longest Winning Streak: 4  
Longest Losing Streak: 3  
Shutouts: 2  
Consecutive Shutouts: --

### HONORS

#### • All-America

Chris Mahony  
Pablo Montana

#### • All-SEC

Chris Mahony

## 1995

**Overall Record** 17-9  
**SEC** 7-6

### THE RESULTS

|                       |   |     |
|-----------------------|---|-----|
| Southern Methodist    | W | 7-0 |
| Northwestern          | W | 6-1 |
| South Florida         | W | 4-3 |
| Miami (Ohio)          | W | 5-2 |
| at Georgia Tech       | W | 5-2 |
| MTSU                  | W | 6-1 |
| Minnesota             | W | 5-4 |
| Pepperdine            | L | 4-3 |
| Kansas                | L | 4-3 |
| Fresno State          | W | 5-2 |
| Vanderbilt            | W | 6-1 |
| at Arkansas*          | W | 5-2 |
| Clemson               | W | 5-2 |
| at Alabama*           | W | 5-2 |
| at Mississippi*       | L | 6-1 |
| at Mississippi State* | L | 5-2 |
| Florida*              | L | 4-3 |
| Kentucky*             | W | 4-3 |
| at LSU*               | L | 5-1 |
| Auburn*               | W | 4-3 |
| South Carolina*       | W | 7-0 |
| at Georgia*           | L | 5-2 |

### SEC Tournament @ LSU

|                       |   |     |
|-----------------------|---|-----|
| [R1] South Carolina   | W | 4-0 |
| [Q] Mississippi State | L | 4-0 |

### NCAA Tournament

|                   |   |     |
|-------------------|---|-----|
| [64] Auburn (R)   | W | 4-2 |
| [32] Kentucky (R) | L | 4-2 |

### THE STATS

**Coach:** John Kreis  
SEC Championships: 6th  
Longest Winning Streak: 7  
Longest Losing Streak: 3  
Shutouts: 2  
Consecutive Shutouts: --

### HONORS

#### • All-America

Pablo Montana

#### • All-SEC

Daniel Dewandaka  
Pablo Montana

## 1996

**Overall Record** 11-11  
**SEC** 5-8

### THE RESULTS

|                    |   |     |
|--------------------|---|-----|
| Virginia Tech      | W | 7-0 |
| Michigan           | L | 5-2 |
| MTSU               | W | 6-1 |
| Mississippi State  | L | 4-3 |
| ETSU               | W | 6-1 |
| Arkansas*          | W | 4-3 |
| Miami (Ohio)       | W | 6-1 |
| at Clemson         | W | 4-3 |
| at South Carolina* | L | 4-3 |
| at Florida*        | W | 4-3 |
| Mississippi*       | L | 7-0 |
| Georgia*           | L | 6-1 |
| Georgia Tech       | W | 4-1 |
| Alabama*           | W | 5-2 |
| MTSU               | L | 4-3 |
| LSU*               | L | 5-2 |
| at Vanderbilt*     | W | 5-2 |
| at Kentucky*       | L | 4-3 |
| at Auburn*         | L | 4-3 |

### SEC Tournament @ Arkansas

|               |   |     |
|---------------|---|-----|
| [R1] Kentucky | W | 4-2 |
| [Q] Ole Miss  | L | 4-0 |

### NCAA Tournament

|                  |   |     |
|------------------|---|-----|
| [64] vs. UAB (R) | L | 4-0 |
|------------------|---|-----|

### THE STATS

**Coach:** John Kreis  
SEC Championships: 8th  
Longest Winning Streak: 4  
Longest Losing Streak: 2  
Shutouts: 1  
Consecutive Shutouts: --

### HONORS

#### • All-America

Chris Mahony  
Pablo Montana

#### • All-SEC

Chris Mahony  
Pablo Montana

## 1997

Overall Record 5-17  
SEC 0-12

### THE RESULTS

|                       |   |     |
|-----------------------|---|-----|
| Indiana               | L | 5-2 |
| South Alabama         | L | 4-3 |
| South Florida         | W | 6-1 |
| Virginia Tech         | L | 5-2 |
| at Georgia*           | L | 7-0 |
| The Citadel           | W | 7-0 |
| Murray State          | W | 7-0 |
| Vanderbilt*           | L | 4-3 |
| at Georgia Tech       | L | 6-1 |
| Florida*              | L | 5-2 |
| Tennessee-Chattanooga | W | 6-1 |
| Clemson               | W | 4-3 |
| at Mississippi*       | L | 7-0 |
| at Arkansas*          | L | 5-2 |
| at LSU*               | L | 7-0 |
| Kentucky*             | L | 5-2 |
| at Mississippi State* | L | 5-1 |
| at Alabama*           | L | 7-0 |
| South Carolina*       | L | 5-2 |
| Auburn*               | L | 5-2 |

#### SEC Tournament @ South Carolina

|               |   |     |
|---------------|---|-----|
| [R1] Kentucky | L | 4-1 |
|---------------|---|-----|

#### NCAA Tournament

|                     |   |     |
|---------------------|---|-----|
| [64] at Florida (R) | L | 5-0 |
|---------------------|---|-----|

### THE STATS

Coach: John Kreis  
SEC Championships: 12  
Longest Winning Streak: 2  
Longest Losing Streak: 10  
Shutouts: 2  
Consecutive Shutouts: --

### HONORS

--

## 1998

Overall Record 14-7  
SEC 6-5

### THE RESULTS

|                    |   |     |
|--------------------|---|-----|
| Georgia            | L | 6-1 |
| Michigan State     | W | 4-3 |
| William & Mary     | W | 6-1 |
| Indiana            | W | 5-2 |
| Murray State       | W | 7-0 |
| Furman             | W | 6-1 |
| at Vanderbilt*     | W | 4-3 |
| at Florida*        | W | 4-3 |
| at Auburn*         | W | 4-3 |
| Mississippi*       | L | 4-3 |
| Alabama*           | W | 5-2 |
| at South Carolina* | L | 5-2 |
| at Hawaii Pacific  | W | 7-0 |
| Arkansas*          | W | 4-3 |
| Mississippi State* | L | 5-2 |
| at Kentucky*       | W | 6-1 |
| LSU*               | L | 4-3 |

#### SEC Tournament @ Auburn

|               |   |     |
|---------------|---|-----|
| [R1] Arkansas | W | 4-2 |
| [Q] Ole Miss  | L | 4-1 |

#### NCAA Tournament

|                        |   |     |
|------------------------|---|-----|
| [64] South Florida (R) | W | 4-1 |
| [32] Auburn (R)        | L | 4-3 |

### THE STATS

Coach: Michael Fancutt  
SEC Championships: 5  
Final ITA Ranking: 19  
Longest Winning Streak: 8  
Longest Losing Streak: 1  
Shutouts: 2  
Consecutive Shutouts: --

### HONORS

SEC Coach of the Year: Michael Fancutt

#### • All-SEC

Mark Way

## 1999

Overall Record 18-10  
SEC 6-5

### THE RESULTS

|                             |   |     |
|-----------------------------|---|-----|
| The Citadel                 | W | 7-0 |
| Tennessee-Chattanooga       | W | 7-0 |
| Indiana                     | W | 5-2 |
| William & Mary              | W | 5-0 |
| vs. Tulsa                   | W | 5-2 |
| at Harvard                  | L | 6-1 |
| vs. Illinois <sup>1</sup>   | L | 4-2 |
| vs. Harvard <sup>1</sup>    | W | 4-3 |
| vs. Pepperdine <sup>1</sup> | L | 5-2 |
| Vanderbilt*                 | W | 4-3 |
| at Arkansas*                | W | 4-1 |
| at Alabama*                 | L | 4-3 |
| Kentucky*                   | W | 5-2 |
| South Carolina*             | L | 4-3 |
| at UNLV                     | W | 4-3 |
| vs. Princeton               | W | 6-1 |
| at Pepperdine               | W | 4-3 |
| Baylor                      | W | 4-3 |
| Florida*                    | L | 5-2 |
| at LSU*                     | W | 4-3 |
| Auburn*                     | W | 4-3 |
| at Georgia*                 | L | 4-3 |
| at Mississippi*             | W | 4-3 |
| at Mississippi State*       | L | 4-3 |

#### SEC Tournament @ Florida

|                 |   |     |
|-----------------|---|-----|
| [R1] Auburn (S) | W | 4-0 |
| [Q] vs. LSU (S) | L | 4-1 |

#### NCAA Tournament

|                            |   |     |
|----------------------------|---|-----|
| [64] Tennessee Tech (R)    | W | 4-0 |
| [32] Mississippi State (R) | L | 4-3 |

<sup>1</sup>ITA National Team Indoors

### THE STATS

Coach: Michael Fancutt  
SEC Championships: 5  
Final ITA Ranking: 13  
Longest Winning Streak: 5  
Longest Losing Streak: 2  
Shutouts: 5  
Consecutive Shutouts: 2

### HONORS

#### • All-America

Mark Parsons  
Peter Handoyo

#### • All-SEC

Adam Carey  
Peter Handoyo  
Mark Parsons

## 2000

Overall Record 23-6  
SEC 10-1

### THE RESULTS

|                           |   |     |
|---------------------------|---|-----|
| Murray State              | W | 7-0 |
| ETSU                      | W | 7-0 |
| Virginia Tech             | W | 7-0 |
| South Florida             | W | 7-0 |
| Virginia Commonwealth     | L | 4-1 |
| at Vanderbilt*            | W | 5-1 |
| Alabama*                  | W | 6-1 |
| at Illinois               | L | 4-3 |
| vs. Baylor <sup>1</sup>   | W | 6-2 |
| vs. LSU <sup>1</sup>      | W | 4-3 |
| vs. Stanford <sup>1</sup> | L | 4-3 |
| Arkansas*                 | W | 6-1 |
| Mississippi*              | L | 4-3 |
| vs. Lehigh                | W | 7-0 |
| at Jacksonville           | W | 6-1 |
| at South Carolina*        | W | 4-3 |
| at Kentucky*              | W | 4-0 |
| Mississippi State*        | W | 4-3 |
| Georgia*                  | W | 4-3 |
| at Auburn*                | W | 5-2 |
| LSU*                      | W | 5-2 |
| at Florida*               | W | 4-3 |

#### SEC Tournament @ Mississippi State

|             |   |     |
|-------------|---|-----|
| [Q] Auburn  | W | 4-0 |
| [S] Georgia | L | 4-3 |

#### NCAA Tournament

|                           |   |     |
|---------------------------|---|-----|
| [64] Tennessee-Chatt. (R) | W | 4-0 |
| [32] North Carolina (R)   | W | 4-2 |
| [16] Texas A&M (N)        | W | 4-3 |
| [Q] UCLA (N)              | W | 4-1 |
| [S] Va. Commonwealth (N)  | L | 4-3 |

<sup>1</sup>ITA National Team Indoors

### THE STATS

Coach: Michael Fancutt  
SEC Finish: 1  
Final ITA Ranking: 3  
Longest Winning Streak: 10  
Longest Losing Streak: 1  
Shutouts: 8  
Consecutive Shutouts: 4

### HONORS

#### • All-SEC

Peter Handoyo  
Mark Parsons

SEC CHAMPIONS  
NCAA SEMIFINALISTS

## 2001

Overall Record 23-6  
SEC 9-2

### THE RESULTS

|                                   |   |     |
|-----------------------------------|---|-----|
| Tennessee-Chattanooga             | W | 7-0 |
| ETSU                              | W | 7-0 |
| Virginia Commonwealth             | W | 4-2 |
| vs. Oklahoma State <sup>1</sup>   | L | 4-2 |
| vs. Mississippi <sup>1</sup>      | W | 4-2 |
| vs. Va. Commonwealth <sup>1</sup> | W | 4-3 |
| Vanderbilt*                       | W | 6-1 |
| Illinois                          | W | 4-3 |
| at Duke                           | L | 5-2 |
| at Alabama*                       | W | 4-3 |
| at Arkansas*                      | W | 4-3 |
| at Tulane                         | W | 4-3 |
| at LSU*                           | L | 4-1 |
| Kentucky*                         | W | 4-0 |
| Auburn*                           | W | 4-3 |
| at Georgia*                       | L | 6-1 |
| at Mississippi*                   | W | 5-2 |
| at Mississippi State*             | W | 6-1 |
| South Carolina*                   | W | 6-1 |
| Florida*                          | W | 6-1 |

#### SEC Tournament @ Kentucky

|                    |   |     |
|--------------------|---|-----|
| [Q] South Carolina | W | 4-1 |
| [S] Alabama        | W | 4-2 |
| [F] Georgia        | L | 4-3 |

#### NCAA Tournament

|                            |   |     |
|----------------------------|---|-----|
| [64] Md.-Baltimore Co. (R) | W | 4-0 |
| [32] Ohio State (R)        | W | 4-1 |
| [16] South Alabama (N)     | W | 4-0 |
| [Q] Stanford (N)           | W | 4-2 |
| [S] Texas Christian (N)    | W | 4-0 |
| [F] at Georgia (N)         | L | 4-1 |

<sup>1</sup>ITA National Team Indoors

### THE STATS

Coach: Michael Fancutt  
SEC Finish: 2  
Final ITA Ranking: 2  
Longest Winning Streak: 6  
Longest Losing Streak: 1  
Shutouts: 6  
Consecutive Shutouts: 2

### HONORS

#### • All-America

Peter Handoyo

#### • All-SEC

Peter Handoyo  
Mark Parsons

NCAA FINALISTS

## 2002

Overall Record 22-7  
SEC 7-4

### THE RESULTS

|                                  |   |     |
|----------------------------------|---|-----|
| The Citadel                      | W | 7-0 |
| Tennessee-Chattanooga            | W | 7-0 |
| Memphis                          | W | 6-1 |
| ETSU                             | W | 6-1 |
| vs. Duke <sup>1</sup>            | L | 4-1 |
| vs. San Diego State <sup>1</sup> | W | 4-2 |
| vs. Kentucky <sup>1</sup>        | L | 4-2 |
| Duke                             | W | 4-1 |
| Kentucky*                        | L | 4-3 |
| Vanderbilt*                      | W | 5-2 |
| at Alabama*                      | W | 4-2 |
| at Auburn*                       | L | 4-3 |
| at LSU*                          | W | 5-2 |
| at Arkansas*                     | L | 4-3 |
| at Hawaii Pacific*               | W | 6-0 |
| at Mississippi State*            | W | 5-2 |
| at Mississippi*                  | L | 4-3 |
| Florida*                         | W | 6-1 |
| South Carolina*                  | W | 6-1 |
| Georgia*                         | W | 4-3 |
| Murray State                     | W | 6-1 |

#### SEC Tournament @ Tennessee

|             |   |     |
|-------------|---|-----|
| [Q] Florida | W | 4-0 |
| [S] Georgia | W | 4-3 |
| [F] Auburn  | W | 4-1 |

#### NCAA Tournament

|                        |   |     |
|------------------------|---|-----|
| [64] Wake Forest (R)   | W | 4-0 |
| [32] Virginia Tech (R) | W | 4-0 |
| [16] Texas (N)         | W | 4-0 |
| [Q] Kentucky (N)       | W | 4-1 |
| [S] Southern Cal (N)   | L | 4-3 |

<sup>1</sup>ITA National Team Indoors

### THE STATS

Coach: Michael Fancutt  
SEC Finish: t-2 in East  
Final ITA Ranking: 6  
Longest Winning Streak: 11  
Longest Losing Streak: 1  
Shutouts: 7  
Consecutive Shutouts: 3

### HONORS

#### • All-America

Peter Handoyo  
Mario Toledo

#### • All-SEC

Peter Handoyo  
Simon Rea  
Mario Toledo

SEC TOURNEY CHAMPS  
NCAA SEMIFINALISTS

## 2003

Overall Record 9-12  
SEC 2-9

### THE RESULTS

|                      |   |     |
|----------------------|---|-----|
| Tennessee Tech       | W | 7-0 |
| The Citadel          | W | 7-0 |
| Murray State         | W | 7-0 |
| Tennessee-Martin     | W | 7-0 |
| ETSU                 | W | 6-1 |
| Louisville           | L | 4-2 |
| at Duke              | L | 4-3 |
| Austin Peay          | W | 5-0 |
| at Kentucky*         | L | 6-1 |
| at Vanderbilt*       | L | 7-0 |
| Alabama*             | W | 4-1 |
| Auburn*              | L | 5-2 |
| LSU*                 | L | 4-3 |
| Arkansas*            | W | 4-3 |
| vs. Georgia Southern | W | 4-3 |
| Mississippi State*   | L | 6-1 |
| Mississippi*         | L | 4-3 |
| at Florida*          | L | 6-1 |
| at South Carolina*   | L | 4-2 |
| at Georgia*          | L | 6-1 |

#### SEC Tournament @ Mississippi

|             |   |     |
|-------------|---|-----|
| [R1] Auburn | L | 4-3 |
|-------------|---|-----|

### THE STATS

Coach: Michael Fancutt  
SEC Finish: 6 in East  
Final ITA Ranking: 55  
Longest Winning Streak: 5  
Longest Losing Streak: 6  
Shutouts: 5  
Consecutive Shutouts: 4

### HONORS

#### • All-SEC

Mark Dietrich  
Simon Rea

## 2004

Overall Record 14-9  
SEC 6-5

### THE RESULTS

|                          |   |     |
|--------------------------|---|-----|
| Memphis                  | W | 6-1 |
| UT-Martin                | W | 7-0 |
| Georgia Southern         | W | 7-0 |
| Virginia                 | L | 4-3 |
| William & Mary           | L | 4-3 |
| at Arkansas*             | W | 4-3 |
| at LSU*                  | L | 4-3 |
| at The Citadel           | W | 5-2 |
| at College of Charleston | W | 6-1 |
| at Mississippi*          | L | 5-2 |
| at Mississippi State*    | W | 4-3 |
| South Carolina*          | L | 4-3 |
| Florida*                 | W | 5-2 |
| Vanderbilt*              | W | 5-2 |
| Kentucky*                | L | 4-3 |
| Georgia*                 | W | 5-2 |
| at Auburn*               | L | 5-2 |
| at Alabama*              | W | 4-3 |

#### SEC Tournament @ Vanderbilt

|                        |   |     |
|------------------------|---|-----|
| [R1] Mississippi State | L | 4-3 |
|------------------------|---|-----|

#### NCAA Tournament

|                        |   |     |
|------------------------|---|-----|
| [64] Wichita State (R) | W | 4-1 |
| [32] at Arkansas (R)   | L | 4-1 |

### THE STATS

Coach: Michael Fancutt  
SEC Finish: 4 in East  
Final ITA Ranking: 21  
Longest Winning Streak: 3  
Longest Losing Streak: 2  
Shutouts: 2  
Consecutive Shutouts: 2

### HONORS

#### • All-America

Simon Rea  
Damien Spizzo

#### • All-SEC

Simon Rea  
Damien Spizzo

## 2005

**Overall Record** 16-9  
**SEC** 6-5

### THE RESULTS

|                    |   |     |
|--------------------|---|-----|
| The Citadel*       | W | 7-0 |
| UNC-Greensboro*    | W | 6-1 |
| Memphis*           | W | 5-2 |
| at Virginia        | L | 6-1 |
| ETSU*              | W | 6-1 |
| at Duke            | L | 6-1 |
| Auburn             | W | 4-3 |
| Alabama            | W | 6-1 |
| Arkansas*          | W | 5-2 |
| LSU                | W | 4-3 |
| at Central Florida | W | 5-2 |
| Mississippi        | L | 4-3 |
| Mississippi State  | W | 4-3 |
| at South Carolina  | L | 6-1 |
| at Florida         | L | 6-1 |
| at Vanderbilt      | L | 4-3 |
| at Kentucky        | W | 5-2 |
| at Georgia         | L | 6-1 |

#### SEC Tournament @ Georgia

|                        |   |     |
|------------------------|---|-----|
| [R1] vs. Alabama       | W | 4-2 |
| [Q] vs. South Carolina | W | 4-2 |
| [S] vs. Mississippi    | W | 4-2 |
| [F] vs. Florida        | L | 4-2 |

#### NCAA Tournament

|                     |   |     |
|---------------------|---|-----|
| [64] ETSU (R)       | W | 4-0 |
| [32] Ohio State (R) | W | 4-2 |
| [16] vs. UCLA (N)   | L | 4-1 |

### THE STATS

**Coach:** Chris Mahony  
SEC Finish: T-3rd in East  
Final ITA Ranking: 11  
Longest Winning Streak: 5  
Longest Losing Streak: 3  
Shutouts: 2  
Consecutive Shutouts: --

### HONORS

• **All-America**  
Ockie Oosthuizen  
Ben Rogers

• **All-SEC**

Mark Dietrich  
Ockie Oosthuizen  
Ben Rogers

## 2006

**Overall Record** 9-11  
**SEC** 3-8

### THE RESULTS

|                      |   |     |
|----------------------|---|-----|
| vs. Michigan State*  | W | 5-2 |
| at Ohio State*       | L | 5-2 |
| ETSU*                | W | 4-3 |
| UNC-Greensboro*      | W | 7-0 |
| Memphis*             | W | 4-2 |
| Furman*              | W | 6-1 |
| at LSU               | L | 4-3 |
| at Arkansas*         | L | 5-2 |
| Florida              | W | 4-3 |
| South Carolina       | W | 4-1 |
| at Miami (Fla.)      | L | 7-0 |
| at Florida Atlantic  | W | 6-0 |
| at Alabama           | L | 5-2 |
| at Auburn            | L | 5-2 |
| Vanderbilt*          | L | 4-3 |
| Kentucky*            | L | 5-2 |
| at Mississippi*      | L | 4-0 |
| at Mississippi State | W | 6-1 |
| Georgia              | L | 5-2 |

#### SEC Tournament @ Alabama

|                         |   |     |
|-------------------------|---|-----|
| [R1] vs. South Carolina | L | 4-3 |
|-------------------------|---|-----|

### THE STATS

**Coach:** Chris Mahony  
SEC Finish: 5th in East  
Final ITA Ranking: 50  
Longest Winning Streak: 4  
Longest Losing Streak: 5  
Shutouts: 2  
Consecutive Shutouts: --

### HONORS

--

## 2007

**Overall Record** 17-8  
**SEC** 7-4

### THE RESULTS

|                      |   |     |
|----------------------|---|-----|
| UT-Chattanooga*      | W | 7-0 |
| Memphis*             | W | 7-0 |
| Louisville*          | W | 7-0 |
| at Illinois*         | L | 4-3 |
| Ohio State*          | L | 4-0 |
| ETSU*                | W | 6-1 |
| Morehead State*      | W | 7-0 |
| Furman*              | W | 4-3 |
| LSU                  | L | 4-3 |
| Arkansas*            | W | 7-0 |
| at Florida           | L | 4-3 |
| at South Carolina    | W | 7-0 |
| The Citadel*         | W | 6-1 |
| Murray State*        | W | 7-0 |
| Mississippi*         | L | 4-3 |
| at South Carolina    | W | 7-0 |
| at Florida           | L | 4-3 |
| at Alabama           | L | 5-2 |
| at Auburn            | L | 5-2 |
| Vanderbilt*          | L | 4-3 |
| Kentucky*            | L | 5-2 |
| at Mississippi*      | L | 4-0 |
| at Mississippi State | W | 6-1 |
| Georgia              | L | 5-2 |

#### SEC Tournament @ LSU

|                   |   |     |
|-------------------|---|-----|
| [R1] vs. Arkansas | W | 4-1 |
| [R2] vs. LSU      | L | 4-2 |

#### NCAA Tournament

|                         |   |     |
|-------------------------|---|-----|
| [64] vs. Miami (R)      | W | 4-3 |
| [32] vs. Ohio State (R) | L | 4-1 |

### THE STATS

**Coach:** Sam Winterbotham  
SEC Finish T-2nd in East  
Final ITA Ranking: 25  
Longest Winning Streak: 7  
Longest Losing Streak: 2  
Shutouts: 7  
Consecutive Shutouts: 3

### HONORS

• **All-America**  
Kaden Hensel

• **All-SEC**

Kaden Hensel  
Davey Sandgren

## 2008

**Overall Record** 23-4  
**SEC** 9-2

### THE RESULTS

|                   |   |     |
|-------------------|---|-----|
| Furman*           | W | 7-0 |
| The Citadel*      | W | 7-0 |
| ETSU*             | W | 5-2 |
| UNC Wilmington*   | W | 7-0 |
| Clemson*          | W | 4-3 |
| Illinois*         | W | 4-3 |
| at Louisville     | W | 5-2 |
| at Kentucky       | W | 6-1 |
| Middle Tennessee* | W | 5-2 |
| Murray State*     | W | 7-0 |
| at Florida        | L | 4-3 |
| Mississippi State | W | 5-2 |
| at South Carolina | W | 6-1 |
| Virginia Tech*    | W | 4-3 |
| at Florida        | L | 4-3 |
| at Arkansas       | W | 7-0 |
| LSU               | W | 6-1 |
| at Auburn         | W | 4-3 |
| at Alabama        | W | 5-1 |
| Vanderbilt        | W | 6-1 |
| Kentucky          | W | 7-0 |
| Georgia           | W | 4-3 |

#### SEC Tournament @ Arkansas

|                     |   |     |
|---------------------|---|-----|
| [Q] vs. LSU         | W | 4-2 |
| [S] vs. Mississippi | L | 4-2 |

#### NCAA Tournament

|                         |   |     |
|-------------------------|---|-----|
| [64] Furman (R)         | W | 4-0 |
| [32] Virginia Tech* (R) | W | 4-0 |
| [16] vs. Baylor (N)     | L | 4-1 |

### THE STATS

**Coach:** Sam Winterbotham  
SEC Finish: 2nd in East  
Final ITA Ranking: 9  
Longest Winning Streak: 10  
Longest Losing Streak: 1  
Shutouts: 8  
Consecutive Shutouts: 2 (2x)

### HONORS

**SEC Coach of the Year:** Sam Winterbotham

**SEC Freshman of the Year:** JP Smith

**NCAA Singles Finalist:** JP Smith

• **All-America**

Kaden Hensel  
John-Patrick Smith

• **All-SEC**

Boris Conkic  
Kaden Hensel  
John-Patrick Smith

• **SEC All-Freshman Team\***

Boris Conkic  
Matteo Fago  
John-Patrick Smith  
\* first year for award

## 2009

**Overall Record** 23-7  
**SEC** 8-3

### THE RESULTS

|                      |   |     |
|----------------------|---|-----|
| East Tennessee State | W | 6-1 |
| Tennessee Wesleyan   | W | 5-0 |
| Harvard (K)          | W | 7-0 |
| at Illinois (K)      | W | 4-3 |
| Baylor (I)           | W | 4-0 |
| Ohio State (I)       | W | 4-3 |
| Virginia (I)         | L | 0-4 |
| Kentucky             | L | 2-4 |
| at Mississippi State | W | 5-2 |
| at Mississippi       | L | 1-6 |
| South Carolina       | W | 4-1 |
| Florida              | W | 6-1 |
| Penn State           | W | 4-0 |
| Texas Tech           | W | 4-2 |
| Auburn               | W | 4-2 |
| Alabama              | W | 4-2 |
| Arkansas             | W | 6-1 |
| at LSU               | W | 4-1 |
| Alabama              | W | 4-2 |
| Auburn               | W | 4-1 |
| at Kentucky          | L | 3-4 |
| at Vanderbilt        | W | 4-3 |
| at Georgia           | L | 2-5 |

#### SEC Tournament @ Auburn

|                 |   |     |
|-----------------|---|-----|
| [Q] Kentucky    | W | 4-2 |
| [S] Georgia     | W | 4-1 |
| [F] Mississippi | L | 2-4 |

#### NCAA Tournament

|                               |   |     |
|-------------------------------|---|-----|
| [64] East Tennessee State (R) | W | 4-1 |
| [32] Duke (R)                 | W | 4-1 |
| [16] Texas (N)                | L | 3-4 |

### THE STATS

**Coach:** Sam Winterbotham  
SEC Finish: 2nd in East  
Final ITA Ranking: 8  
Longest Winning Streak: 10  
Longest Losing Streak: 1  
Shutouts: 4  
Consecutive Shutouts: 2

### HONORS

**ITA Doubles Team of the Year:**

John-Patrick Smith/Davey Sandgren  
**NCAA Doubles Finalists:**  
John-Patrick Smith/Davey Sandgren

• **All-America**

Davey Sandgren  
John-Patrick Smith

• **All-SEC**

Boris Conkic  
Matteo Fago  
John-Patrick Smith

## 2010

**Overall Record** 31-2  
**SEC** 11-0

### THE RESULTS

|                      |   |     |
|----------------------|---|-----|
| East Tennessee State | W | 7-0 |
| Chattanooga          | W | 7-0 |
| Utah (K)             | W | 7-0 |
| South Carolina (K)   | W | 4-0 |
| MTSU                 | W | 7-0 |
| The Citadel          | W | 6-1 |
| Illinois             | W | 6-1 |
| vs. Illinois (I)     | W | 4-0 |
| vs. UCLA (I)         | W | 4-2 |
| vs. Texas (I)        | W | 4-1 |
| vs. Virginia (I)     | L | 1-4 |
| at Wake Forest       | W | 4-3 |
| at Auburn            | W | 7-0 |
| at Alabama           | W | 4-1 |
| Vanderbilt           | W | 6-1 |
| Kentucky             | W | 6-1 |
| LSU                  | W | 7-0 |
| Louisville           | W | 7-0 |
| at Arkansas          | W | 6-1 |
| Mississippi          | W | 7-0 |
| Mississippi State    | W | 5-2 |
| at Florida           | W | 4-3 |
| at South Carolina    | W | 6-1 |
| Georgia              | W | 6-1 |

#### SEC Tournament @ Kentucky

|                 |   |     |
|-----------------|---|-----|
| [Q] LSU         | W | 4-0 |
| [S] Mississippi | W | 4-0 |
| [F] Florida     | W | 4-0 |

#### NCAA Tournament

|                           |   |     |
|---------------------------|---|-----|
| [64] Winthrop (R)         | W | 4-0 |
| [32] East Tenn. State (R) | W | 4-1 |
| [16] Louisville (N)       | W | 4-0 |
| [Q] Baylor (N)            | W | 4-0 |
| [S] at Georgia (N)        | W | 4-1 |
| [F] Southern California   | L | 2-4 |

### THE STATS

**Coach:** Sam Winterbotham  
SEC Finish: 1st overall; 1st in East  
Final ITA Ranking: 2  
Longest Winning Streak: 21  
Longest Losing Streak: 1  
Shutouts: 16  
Consecutive Shutouts: 5

### HONORS

**SEC Coach of the Year:** Sam Winterbotham

**SEC Player of the Year:** JP Smith

**SEC Freshman of the Year:** Rhyne Williams

**NCAA Doubles Finalists:**

John-Patrick Smith/Davey Sandgren

• **All-America**

Davey Sandgren  
John-Patrick Smith  
Rhyne Williams

• **All-SEC**

Boris Conkic  
Davey Sandgren  
Tennys Sandgren  
John-Patrick Smith  
Rhyne Williams

• **SEC All-Freshman Team**

Rhyne Williams  
Tennys Sandgren

**SEC CHAMPIONS**  
**SEC TOURNEY CHAMPS**  
**NCAA FINALISTS**  
**ITA INDOORS FINALISTS**

## 2011

**Overall Record** 24-5  
**SEC** 10-1

### THE RESULTS

|                      |   |     |
|----------------------|---|-----|
| East Tennessee State | W | 7-0 |
| San Diego (K)        | W | 6-1 |
| Clemson (K)          | W | 7-0 |
| at Illinois          | W | 5-2 |
| at Duke              | W | 7-0 |
| Louisville           | W | 7-0 |
| Georgia (I)          | W | 4-2 |
| UCLA (I)             | W | 4-1 |
| Duke (I)             | W | 4-2 |
| Virginia (I)         | L | 0-4 |
| Wake Forest          | W | 6-1 |
| Alabama              | W | 6-1 |
| Auburn               | W | 5-2 |
| at Kentucky          | W | 4-2 |
| at Vanderbilt        | W | 4-3 |
| at Baylor            | L | 3-4 |
| Arkansas             | W | 7-0 |
| at LSU               | W | 4-3 |
| at Mississippi State | L | 1-6 |
| at Mississippi       | W | 4-3 |
| South Carolina       | W | 7-0 |
| Florida              | W | 7-0 |
| at Georgia           | W | 4-3 |

#### SEC Tournament @ Florida

|                 |   |     |
|-----------------|---|-----|
| [Q] Mississippi | W | 4-1 |
| [S] at Florida  | L | 2-4 |

#### NCAA Tournament

|                        |   |     |
|------------------------|---|-----|
| [64] Radford (R)       | W | 4-0 |
| [32] Virginia Tech (R) | W | 4-0 |
| [16] California (N)    | W | 4-2 |
| [Q] Georgia (N)        | L | 3-4 |

### THE STATS

**Coach:** Sam Winterbotham  
SEC Finish: T-1st overall; T-1st in East  
Final ITA Ranking: 4  
Longest Winning Streak: 9  
Longest Losing Streak: 1  
Shutouts: 9  
Consecutive Shutouts: 2

### HONORS

**SEC Athlete of the Year:** JP Smith

**SEC Player of the Year:** JP Smith

**NCAA Singles Finalist:** Rhyne Williams

**ITA Doubles Team of the Year:**

John-Patrick Smith/Boris Conkic

• **All-America**

Boris Conkic (D)  
Tennys Sandgren (S)  
John-Patrick Smith (S,D)  
Rhyne Williams (S)

• **All-SEC**

Boris Conkic  
Tennys Sandgren  
John-Patrick Smith  
Rhyne Williams

**SEC CHAMPIONS**  
**ITA INDOORS FINALISTS**

## 2012

**Overall Record** 15-14  
**SEC** 5-6

### THE RESULTS

|                         |   |     |
|-------------------------|---|-----|
| Memphis                 | L | 3-4 |
| Eastern Kentucky        | W | 6-1 |
| Georgia Tech            | W | 5-2 |
| Michigan State (K)      | W | 4-2 |
| Mississippi (K)         | W | 4-3 |
| Illinois                | L | 1-4 |
| Duke                    | L | 1-6 |
| Southern California (I) | L | 0-4 |
| UCLA (I)                | L | 0-4 |
| Pepperdine (I)          | L | 2-4 |
| Clemson                 | W | 4-3 |
| Texas Tech              | W | 4-0 |
| Boise State             | W | 4-1 |
| at Florida              | L | 3-4 |
| at South Carolina       | W | 5-2 |
| Mississippi             | L | 2-5 |
| Mississippi State       | L | 3-4 |
| Baylor                  | W | 4-3 |
| LSU                     | W | 4-3 |
| at Arkansas             | W | 5-2 |
| Vanderbilt              | W | 5-2 |
| Kentucky                | L | 0-7 |
| at Auburn               | W | 5-2 |
| at Alabama              | L | 1-6 |
| Georgia                 | L | 0-7 |

#### SEC Tournament @ Mississippi State

|                          |   |     |
|--------------------------|---|-----|
| [R1] Alabama             | W | 4-1 |
| [Q] at Mississippi State | L | 2-4 |

#### NCAA Tournament

|                     |   |     |
|---------------------|---|-----|
| [64] UNC Wilmington | W | 4-1 |
| [32] North Carolina | L | 0-4 |

### THE STATS

**Coach:** Sam Winterbotham  
SEC Finish: 4th in



# 2013

Overall Record 26-9  
SEC 8-4

## THE RESULTS

|                      |   |     |
|----------------------|---|-----|
| Tennessee Tech       | W | 4-0 |
| Alabama-Huntsville   | W | 7-0 |
| Oklahoma State       | W | 4-0 |
| Belmont              | W | 7-0 |
| Eastern Kentucky     | W | 4-0 |
| Murray State         | W | 4-0 |
| Murray State         | W | 6-0 |
| at Illinois (K)      | W | 4-0 |
| North Carolina (K)   | W | 4-1 |
| at Illinois          | W | 4-0 |
| Duke                 | L | 1-4 |
| Wake Forest          | W | 4-3 |
| UCLA (I)             | L | 1-4 |
| Mississippi (I)      | L | 1-4 |
| Texas A&M (I)        | W | 4-3 |
| at Georgia           | L | 1-4 |
| at Georgia Tech      | W | 4-0 |
| at Mississippi State | W | 4-2 |
| at Mississippi       | L | 2-4 |
| South Carolina       | W | 4-1 |
| Florida              | L | 3-4 |
| at Kentucky          | W | 4-2 |
| Vanderbilt           | W | 4-2 |
| Texas A&M            | W | 4-3 |
| at Arkansas          | W | 4-0 |
| at LSU               | L | 3-4 |
| Alabama              | W | 4-1 |
| Auburn               | W | 4-0 |

### SEC Tournament @ Mississippi

|                |   |     |
|----------------|---|-----|
| [Q] Vanderbilt | W | 4-1 |
| [S] Florida    | W | 4-2 |
| [F] Georgia    | L | 0-4 |

### NCAA Tournament

|                           |   |     |
|---------------------------|---|-----|
| [64] South Carolina State | W | 4-0 |
| [32] Clemson              | W | 4-3 |
| [16] Mississippi State    | W | 4-2 |
| [Q] Virginia              | L | 0-4 |

## THE STATS

**Coach:** Sam Winterbotham  
SEC Finish: 2nd in East  
Final ITA Ranking: 6  
Longest Winning Streak: 10  
Longest Losing Streak: 2  
Shutouts: 13  
Consecutive Shutouts: 8

## HONORS

### ITA National Coach of the Year:

Sam Winterbotham

### ITA National Assistant Coach of the Year:

Chris Woodruff

### ITA National Player to Watch:

Mikelis Libietis

### SEC Player of the Year:

Mikelis Libietis

### • All-America

Mikelis Libietis (S,D)  
Hunter Reese (D)

### • All-SEC

Mikelis Libietis  
Hunter Reese  
Jarryd Chaplin

# 2014

Overall Record 19-11  
SEC 6-6

## THE RESULTS

|                         |   |     |
|-------------------------|---|-----|
| Tennessee Tech          | W | 7-0 |
| Eastern Kentucky        | W | 7-0 |
| ETSU                    | W | 5-2 |
| Murray State            | W | 7-0 |
| Michigan State (K)      | W | 4-1 |
| VCU (K)                 | W | 4-0 |
| at Oklahoma State       | L | 2-4 |
| at Tulsa                | W | 4-3 |
| Duke                    | W | 4-2 |
| Wake Forest             | W | 4-1 |
| Southern California (I) | L | 1-4 |
| Texas A&M (I)           | L | 1-4 |
| Pepperdine (I)          | W | 4-1 |
| Georgia                 | L | 0-4 |
| Georgia Tech            | W | 4-1 |
| Ole Miss                | L | 1-4 |
| Mississippi State       | W | 4-3 |
| at Florida              | L | 0-4 |
| at South Carolina       | W | 4-0 |
| at Vanderbilt           | L | 1-4 |
| Kentucky                | L | 1-4 |
| at Texas A&M            | L | 0-4 |
| LSU                     | W | 4-1 |
| Arkansas                | W | 4-0 |
| at Auburn               | W | 4-2 |
| at Alabama              | W | 4-2 |

### SEC Tournament @ Mississippi

|               |   |     |
|---------------|---|-----|
| [R2] Ole Miss | L | 2-4 |
|---------------|---|-----|

### NCAA Tournament

|           |   |     |
|-----------|---|-----|
| [64] Elon | W | 4-1 |
| [32] Duke | W | 4-2 |
| [16] UCLA | L | 0-4 |

## THE STATS

**Coach:** Sam Winterbotham  
SEC Finish: 6th overall  
Final ITA Ranking: 18  
Longest Winning Streak: 6  
Longest Losing Streak: 3  
Shutouts: 6  
Consecutive Shutouts: 2

## HONORS

### NCAA Doubles Champions:

Mikelis Libietis/Hunter Reese

### • All-America

Mikelis Libietis (D)  
Hunter Reese (D)

### • All-SEC

Mikelis Libietis  
Hunter Reese

# 2015

Overall Record 14-13  
SEC 5-7

## THE RESULTS

|                    |   |     |
|--------------------|---|-----|
| North Florida      | W | 5-2 |
| Southern Illinois  | W | 6-1 |
| Elon               | W | 5-2 |
| Mercer             | W | 6-1 |
| Columbia (K)       | L | 4-3 |
| Oklahoma State (K) | L | 4-1 |
| at Duke            | L | 5-2 |
| at Wake Forest     | L | 5-2 |
| Tennessee Tech     | W | 6-1 |
| Tennessee Tech     | W | 4-0 |
| at Troy            | W | 4-3 |
| at Georgia Tech    | W | 4-3 |
| at LSU             | L | 4-0 |
| at Texas A&M       | L | 4-1 |
| at Kentucky        | W | 4-3 |
| Georgia            | L | 4-0 |
| South Carolina     | W | 4-1 |
| at Vanderbilt      | L | 4-1 |
| Alabama            | W | 4-0 |
| Mississippi State  | L | 4-3 |
| at Ole Miss        | L | 4-0 |
| at Arkansas        | W | 4-0 |
| Auburn             | W | 4-1 |
| Florida            | L | 4-1 |

### SEC Tournament @ Texas A&M

|              |   |     |
|--------------|---|-----|
| [R2] Alabama | W | 4-3 |
| [QF] Georgia | L | 4-0 |

### NCAA Tournament

|               |   |     |
|---------------|---|-----|
| [64] Stanford | L | 4-2 |
|---------------|---|-----|

## THE STATS

**Coach:** Sam Winterbotham  
SEC Finish: 8th overall  
Final ITA Ranking: 43  
Longest Winning Streak: 4  
Longest Losing Streak: 4  
Shutouts: 3  
Consecutive Shutouts: --

## HONORS

### • All-America

Mikelis Libietis (S,D)  
Hunter Reese (D)

### • All-SEC

Mikelis Libietis

# 2016

Overall Record 12-17  
SEC 0-12

## THE RESULTS

|                        |   |     |
|------------------------|---|-----|
| Southern Illinois      | W | 7-0 |
| Eastern Kentucky       | W | 6-1 |
| North Florida          | W | 4-1 |
| Mercer                 | W | 7-0 |
| Cal Poly               | W | 4-2 |
| at Wake Forest         | L | 4-0 |
| Duke                   | L | 4-3 |
| Wake Forest            | L | 7-0 |
| Georgia Tech           | L | 4-0 |
| Tennessee Tech         | W | 4-3 |
| Ole Miss               | L | 5-2 |
| Arkansas               | L | 5-2 |
| at Alabama *           | L | 5-2 |
| at Mississippi State * | L | 6-1 |
| Vanderbilt             | L | 4-3 |
| at Georgia *           | L | 5-2 |
| at South Carolina *    | L | 4-2 |
| Kentucky               | L | 5-2 |
| Murray State           | W | 3-0 |
| Murray State           | W | 3-0 |
| Murray State           | W | 5-0 |
| Murray State           | W | 5-0 |
| Austin Peay            | W | 7-0 |
| LSU                    | L | 4-3 |
| Texas A&M              | L | 5-2 |
| at Auburn              | L | 6-1 |
| at Florida             | L | 6-1 |

### SEC Tournament @ South Carolina

|               |   |     |
|---------------|---|-----|
| [R1] Auburn   | W | 4-3 |
| [R2] Kentucky | L | 4-3 |

## THE STATS

**Coach:** Sam Winterbotham  
SEC Finish: 13th overall  
Final ITA Ranking: NR  
Longest Winning Streak: 5  
Longest Losing Streak: 4  
Shutouts: 7  
Consecutive Shutouts: 5

## HONORS

### • All-SEC

Luis Valero

# SERIES RECORDS VS. OPPONENTS

RECORDS BASED ON 1927-41 & 1963-2015

| School                | W  | L  | First Meeting | Last Meeting |
|-----------------------|----|----|---------------|--------------|
| Air Force             | 1  | 0  | 1990          | 1990         |
| Alabama               | 41 | 15 | 1934          | 2016         |
| Alabama-Birmingham    | 1  | 2  | 1993          | 1996         |
| Alabama Huntsville    | 1  | 0  | 2013          | 2013         |
| Amherst               | 1  | 0  | 1971          | 1971         |
| Appalachian State     | 1  | 0  | 1984          | 1984         |
| Arizona               | 0  | 1  | 1973          | 1973         |
| Arizona State         | 3  | 1  | 1991          | 1993         |
| Arkansas              | 25 | 14 | 1973          | 2016         |
| Arkansas-Little Rock  | 0  | 1  | 1985          | 1985         |
| Auburn                | 39 | 16 | 1964          | 2016         |
| Austin Peay           | 7  | 0  | 1972          | 2016         |
| Baylor                | 6  | 2  | 1984          | 2012         |
| Belmont               | 1  | 0  | 2013          | 2013         |
| Berea                 | 1  | 0  | 1941          | 1941         |
| Birmingham Southern   | 3  | 1  | 1936          | 1941         |
| Boise State           | 1  | 0  | 2012          | 2012         |
| BYU                   | 1  | 0  | 1981          | 1981         |
| BYU-Hawaii            | 1  | 0  | 1993          | 1993         |
| California            | 3  | 3  | 1988          | 2011         |
| California-Irvine     | 2  | 2  | 1985          | 1990         |
| Cal Poly              | 1  | 0  | 2016          | 2016         |
| Carson-Newman         | 8  | 0  | 1927          | 1941         |
| Central Florida       | 1  | 0  | 2005          | 2005         |
| Central Texas         | 1  | 0  | 1974          | 1974         |
| Centre                | 5  | 0  | 1937          | 1941         |
| Chattanooga           | 16 | 1  | 1972          | 2010         |
| Cincinnati            | 4  | 1  | 1964          | 1974         |
| The Citadel           | 11 | 0  | 1968          | 2010         |
| Clemson               | 16 | 7  | 1965          | 2013         |
| College of Charleston | 1  | 0  | 2004          | 2004         |
| Colorado              | 1  | 0  | 1990          | 1990         |
| Columbia              | 0  | 1  | 2015          | 2015         |
| Columbus*             | 1  | 0  | 1971          | 1972         |
| Cumberland            | 2  | 0  | 1938          | 1938         |
| David Lipscomb        | 2  | 1  | 1963          | 1965         |
| DePauw                | 0  | 1  | 1941          | 1941         |
| Duke                  | 13 | 10 | 1975          | 2016         |
| East Tennessee State  | 25 | 3  | 1963          | 2014         |
| Eastern Kentucky      | 10 | 0  | 1967          | 2016         |
| Elon                  | 2  | 0  | 2014          | 2015         |
| Emory                 | 1  | 1  | 1933          | 1985         |
| Emory & Henry         | 3  | 1  | 1935          | 1938         |
| Florida               | 25 | 32 | 1965          | 2016         |
| Florida Atlantic      | 1  | 0  | 2006          | 2006         |
| Florida Southern      | 1  | 0  | 1965          | 1965         |
| Florida State         | 4  | 1  | 1966          | 1967         |
| Fresno State          | 3  | 0  | 1990          | 1995         |
| Furman                | 16 | 0  | 1965          | 2008         |
| Georgia               | 24 | 51 | 1963          | 2016         |
| Georgia Southern      | 2  | 0  | 2003          | 2004         |
| Georgia Tech          | 22 | 15 | 1927          | 2016         |
| Harvard               | 5  | 1  | 1986          | 2009         |
| Hawaii-Hilo           | 1  | 0  | 1993          | 1993         |
| Hawaii Pacific        | 2  | 0  | 1998          | 2002         |
| Houston               | 1  | 1  | 1978          | 1979         |
| Howard                | 0  | 1  | 1928          | 1928         |
| Illinois              | 11 | 4  | 1966          | 2013         |
| Indiana               | 8  | 1  | 1971          | 1999         |
| Indiana State         | 1  | 0  | 1972          | 1972         |
| Iowa                  | 1  | 1  | 1977          | 1980         |
| Jacksonville          | 1  | 0  | 2000          | 2000         |
| Kalamazoo             | 2  | 0  | 1967          | 1980         |
| Kansas                | 6  | 3  | 1974          | 1995         |
| Kentucky              | 48 | 42 | 1930          | 2016         |
| Knoxville RC          | 1  | 0  | 1972          | 1972         |
| Lamar Tech            | 1  | 1  | 1967          | 1977         |
| Lehigh                | 1  | 0  | 2000          | 2000         |
| Lincoln Memorial      | 1  | 0  | 1928          | 1928         |
| Long Beach State      | 3  | 1  | 1970          | 1970         |
| Los Angeles State     | 1  | 0  | 1970          | 1970         |
| Louisiana-Lafayette   | 12 | 2  | 1979          | 1992         |
| Louisiana-Monroe      | 6  | 1  | 1978          | 1988         |
| LSU                   | 28 | 28 | 1965          | 2016         |
| Louisiana Tech        | 1  | 0  | 1983          | 1983         |
| Louisville            | 8  | 1  | 1985          | 2011         |
| Maryland              | 1  | 1  | 1985          | 1985         |

| School                | W  | L  | First Meeting | Last Meeting |
|-----------------------|----|----|---------------|--------------|
| Md.-Baltimore County  | 1  | 0  | 2001          | 2001         |
| Maryville*            | 17 | 3  | 1927          | 1941         |
| Memphis               | 9  | 1  | 1964          | 2012         |
| Mercer                | 3  | 0  | 1964          | 2016         |
| Miami (Fla.)          | 9  | 9  | 1967          | 2007         |
| Miami (Ohio)          | 8  | 0  | 1970          | 1996         |
| Michigan              | 10 | 3  | 1975          | 1996         |
| Michigan State        | 4  | 0  | 1998          | 2014         |
| Middle Tennessee      | 15 | 1  | 1963          | 2010         |
| Milligan              | 2  | 1  | 1939          | 1941         |
| Minnesota             | 5  | 0  | 1990          | 1995         |
| Mississippi           | 25 | 28 | 1940          | 2016         |
| Mississippi A&M       | 1  | 1  | 1933          | 1933         |
| Mississippi College   | 0  | 1  | 1935          | 1935         |
| Mississippi State     | 34 | 21 | 1937          | 2016         |
| Morehead State        | 1  | 0  | 2007          | 2007         |
| Murray State          | 20 | 0  | 1967          | 2016         |
| New Mexico State      | 0  | 1  | 1977          | 1977         |
| North Carolina        | 8  | 11 | 1930          | 2013         |
| UNC Greensboro        | 2  | 0  | 2005          | 2006         |
| North Carolina State  | 3  | 0  | 1981          | 1986         |
| UNC Wilmington        | 2  | 0  | 2008          | 2012         |
| North Florida         | 2  | 0  | 2015          | 2016         |
| Northwestern          | 3  | 0  | 1970          | 1995         |
| Notre Dame            | 2  | 0  | 1991          | 1993         |
| Ohio                  | 1  | 0  | 1983          | 1983         |
| Ohio State            | 8  | 3  | 1982          | 2009         |
| Ohio Wesleyan         | 1  | 0  | 1966          | 1966         |
| Oklahoma              | 1  | 1  | 1975          | 1994         |
| Oklahoma City         | 1  | 0  | 1970          | 1970         |
| Oklahoma State        | 5  | 4  | 1977          | 2015         |
| Pan American          | 2  | 2  | 1974          | 1978         |
| Penn State            | 2  | 0  | 1989          | 2009         |
| Pepperdine            | 4  | 6  | 1979          | 2014         |
| Presbyterian          | 3  | 2  | 1941          | 1973         |
| Princeton             | 1  | 0  | 1999          | 1999         |
| Purdue                | 2  | 0  | 1985          | 1986         |
| Radford               | 1  | 0  | 2011          | 2011         |
| Redlands              | 0  | 1  | 1970          | 1970         |
| Rice                  | 3  | 0  | 1986          | 1992         |
| Samford               | 1  | 0  | 1994          | 1994         |
| San Diego             | 2  | 1  | 1973          | 1992         |
| San Diego State       | 1  | 0  | 2002          | 2002         |
| Sewanee*              | 2  | 5  | 1930          | 1966         |
| South Alabama         | 1  | 1  | 1997          | 2001         |
| South Carolina        | 33 | 19 | 1968          | 2016         |
| South Carolina State  | 1  | 0  | 2013          | 2013         |
| South Florida         | 8  | 0  | 1966          | 2000         |
| Southern California   | 1  | 6  | 1970          | 2014         |
| Southern Illinois     | 15 | 7  | 1968          | 2016         |
| SIU-Edwardsville      | 1  | 0  | 1984          | 1984         |
| Southern Methodist    | 4  | 2  | 1978          | 1995         |
| Southwest Texas State | 1  | 0  | 1980          | 1980         |
| Stanford              | 1  | 5  | 1988          | 2015         |
| Stetson               | 1  | 0  | 1965          | 1965         |
| Temple                | 1  | 0  | 1989          | 1989         |
| Tennessee Tech        | 15 | 0  | 1935          | 2016         |
| Tennessee Martin      | 2  | 0  | 2003          | 2004         |
| Tennessee Wesleyan    | 8  | 1  | 1928          | 2009         |
| Texas                 | 6  | 8  | 1974          | 2010         |
| Texas A&M             | 5  | 7  | 1974          | 2016         |
| Texas Christian       | 5  | 0  | 1983          | 2001         |
|                       |    |    |               |              |



**KANSAS (6-3)**

|      |   |     |
|------|---|-----|
| 1974 | W | 6-3 |
| 1975 | W | 5-1 |
| 1985 | W | 5-1 |
| 1989 | W | 5-2 |
| 1991 | L | 5-4 |
| 1991 | L | 5-4 |
| 1992 | W | 6-3 |
| 1992 | W | 4-1 |
| 1995 | L | 4-3 |

**KENTUCKY (48-42)**

|      |   |     |
|------|---|-----|
| 1930 | L | 4-2 |
| 1932 | W | 5-2 |
| 1934 | L | 4-2 |
| 1936 | L | 3-4 |
| 1936 | L | 5-4 |
| 1937 | L | 7-2 |
| 1937 | L | 7-0 |
| 1938 | L | 8-1 |
| 1938 | L | 0-9 |
| 1939 | L | 6-3 |
| 1939 | L | 6-3 |
| 1940 | L | 7-0 |
| 1940 | L | 6-3 |
| 1941 | L | 6-1 |
| 1941 | L | 6-1 |
| 1963 | W | 7-2 |
| 1963 | W | 7-2 |
| 1964 | W | 7-2 |
| 1965 | W | 6-3 |
| 1965 | W | 9-0 |
| 1966 | W | 7-2 |
| 1966 | W | 6-3 |
| 1967 | W | 9-0 |
| 1968 | W | 6-3 |
| 1969 | W | 5-4 |
| 1970 | W | 7-2 |
| 1971 | W | 7-2 |
| 1972 | W | 8-1 |
| 1974 | W | 6-3 |
| 1975 | L | 6-3 |
| 1976 | L | 6-3 |
| 1977 | W | 5-4 |
| 1978 | W | 6-3 |
| 1981 | W | 8-1 |
| 1982 | W | 6-3 |
| 1982 | W | 6-3 |
| 1983 | W | 8-1 |
| 1984 | W | 8-1 |
| 1986 | W | 5-4 |
| 1986 | L | 7-2 |
| 1987 | W | 5-3 |
| 1987 | W | 5-4 |
| 1988 | L | 5-2 |
| 1988 | L | 5-1 |
| 1989 | L | 7-2 |
| 1990 | W | 5-3 |
| 1990 | W | 5-2 |
| 1991 | W | 5-3 |
| 1991 | W | 6-3 |
| 1992 | L | 5-4 |
| 1992 | L | 5-3 |
| 1992 | L | 5-1 |
| 1992 | L | 5-1 |
| 1993 | L | 4-3 |
| 1993 | W | 4-3 |
| 1994 | W | 5-2 |
| 1994 | L | 4-1 |
| 1995 | W | 4-3 |
| 1995 | L | 4-2 |
| 1996 | L | 4-3 |
| 1996 | W | 4-2 |
| 1997 | L | 5-2 |
| 1997 | L | 4-1 |
| 1998 | W | 6-1 |

|      |   |     |
|------|---|-----|
| 1999 | W | 5-2 |
| 2000 | W | 4-0 |
| 2001 | W | 4-0 |
| 2002 | L | 4-3 |
| 2002 | L | 4-2 |
| 2002 | W | 4-1 |
| 2003 | L | 6-1 |
| 2004 | L | 4-3 |
| 2005 | W | 5-2 |
| 2006 | L | 5-2 |
| 2007 | W | 6-1 |
| 2008 | W | 6-1 |
| 2008 | W | 7-0 |
| 2009 | L | 4-2 |
| 2009 | L | 4-3 |
| 2009 | W | 4-2 |
| 2010 | W | 6-1 |
| 2011 | W | 4-2 |
| 2012 | L | 7-0 |
| 2013 | W | 4-2 |
| 2014 | L | 4-1 |
| 2015 | W | 4-3 |
| 2016 | L | 5-2 |
| 2016 | L | 4-3 |

**KNOXVILLE RC (1-0)**

|      |   |     |
|------|---|-----|
| 1972 | W | 7-2 |
|------|---|-----|

**LAMAR TECH (1-0)**

|      |   |     |
|------|---|-----|
| 1967 | W | 4-2 |
| 1977 | L | 6-3 |

**LEHIGH (1-0)**

|      |   |     |
|------|---|-----|
| 2000 | W | 7-0 |
|------|---|-----|

**LINCOLN MEMORIAL (2-0)**

|      |   |     |
|------|---|-----|
| 1928 | W | 5-0 |
| 1928 | W | 5-0 |

**LONG BEACH STATE (3-1)**

|      |   |     |
|------|---|-----|
| 1973 | L | 5-4 |
| 1979 | W | 7-2 |
| 1980 | W | 6-3 |
| 1987 | W | 5-3 |

**LOS ANGELES STATE (1-0)**

|      |   |     |
|------|---|-----|
| 1970 | W | 8-1 |
|------|---|-----|

**LOUISIANA-LAFAYETTE (12-2)**

|      |   |     |
|------|---|-----|
| 1979 | W | 8-1 |
| 1982 | L | 5-4 |
| 1983 | W | 7-2 |
| 1984 | W | 8-1 |
| 1988 | L | 5-2 |
| 1988 | L | 5-1 |
| 1989 | L | 7-2 |
| 1990 | W | 5-3 |
| 1990 | W | 5-2 |
| 1991 | W | 5-3 |
| 1991 | W | 6-3 |
| 1992 | L | 5-4 |
| 1992 | L | 5-3 |
| 1992 | L | 5-1 |
| 1992 | L | 5-1 |
| 1993 | L | 4-3 |
| 1993 | W | 4-3 |
| 1994 | W | 5-2 |
| 1994 | L | 5-2 |
| 1994 | W | 4-1 |
| 1995 | W | 4-3 |
| 1995 | L | 4-2 |
| 1996 | L | 4-3 |
| 1996 | W | 4-2 |
| 1997 | L | 5-2 |
| 1997 | L | 4-1 |
| 1998 | W | 6-1 |

**LOUISIANA-MONROE (6-1)**

|      |   |     |
|------|---|-----|
| 1978 | W | 7-2 |
| 1984 | W | 8-1 |
| 1985 | L | 8-1 |
| 1986 | W | 7-2 |
| 1986 | W | 5-4 |
| 1987 | W | 6-0 |
| 1988 | W | 7-2 |

**LSU (28-28)**

|      |   |     |
|------|---|-----|
| 1965 | W | 9-0 |
| 1966 | W | 7-2 |
| 1967 | W | 9-0 |
| 1969 | W | 6-3 |
| 1970 | W | 8-1 |
| 1971 | L | 5-4 |
| 1972 | W | 8-1 |
| 1973 | W | 5-4 |
| 1974 | W | 7-2 |
| 1975 | L | 7-2 |
| 1976 | L | 9-0 |
| 1977 | L | 6-0 |
| 1978 | L | 8-1 |
| 1980 | W | 5-4 |
| 1981 | W | 7-2 |
| 1982 | W | 6-3 |
| 1983 | W | 6-3 |
| 1984 | L | 5-4 |
| 1985 | L | 5-4 |
| 1986 | L | 5-4 |
| 1987 | L | 6-3 |
| 1988 | L | 7-2 |
| 1989 | W | 5-4 |
| 1990 | W | 5-1 |
| 1991 | L | 5-2 |
| 1992 | L | 7-2 |
| 1993 | L | 6-1 |
| 1993 | W | 4-3 |
| 1994 | L | 5-2 |
| 1995 | L | 5-1 |
| 1996 | L | 5-2 |
| 1997 | L | 7-0 |
| 1999 | W | 4-3 |
| 1999 | W | 4-3 |
| 2000 | W | 4-1 |
| 2000 | W | 5-2 |
| 2001 | L | 4-1 |
| 2002 | W | 5-2 |
| 2003 | L | 4-3 |
| 2004 | L | 4-3 |
| 2005 | W | 4-3 |
| 2006 | L | 4-3 |
| 2007 | L | 4-3 |
| 2007 | L | 4-2 |
| 2008 | W | 4-2 |
| 2008 | W | 4-2 |
| 2009 | W | 4-1 |
| 2010 | W | 7-0 |
| 2011 | W | 4-3 |
| 2012 | W | 4-3 |
| 2013 | W | 4-3 |
| 2014 | W | 4-1 |
| 2015 | L | 4-0 |
| 2016 | L | 4-3 |

**LOUISIANA TECH (1-0)**

|      |   |     |
|------|---|-----|
| 1983 | W | 9-0 |
|------|---|-----|

**LOUISVILLE (8-1)**

|      |   |     |
|------|---|-----|
| 1985 | W | 8-1 |
| 1989 | W | 9-0 |
| 2003 | L | 4-2 |
| 2007 | W | 7-0 |
| 2008 | W | 5-2 |
| 2009 | W | 4-3 |
| 2010 | W | 7-0 |
| 2010 | W | 4-0 |
| 2011 | W | 7-0 |

**MARYLAND (1-1)**

|      |   |     |
|------|---|-----|
| 1985 | W | 7-2 |
| 1985 | L | 5-4 |

**MD.-BALTIMORE CO. (1-0)**

|      |   |     |
|------|---|-----|
| 2001 | W | 4-0 |
|------|---|-----|

**MARYVILLE (17-3-1)**

|      |   |     |
|------|---|-----|
| 1928 | L | 4-2 |
| 1928 | W | 4-2 |
| 1930 | W | 5-2 |
| 1932 | W | 6-0 |
| 1932 | W | 5-1 |
| 1933 | W | 6-0 |
| 1933 | W | 7-0 |
| 1934 | W | 4-3 |
| 1934 | W | 6-1 |
| 1935 | W | 6-1 |
| 1935 | W | 5-1 |
| 1936 | W | 6-1 |
| 1936 | W | 8-0 |
| 1937 | W | 5-2 |
| 1937 | W | 6-1 |
| 1938 | T | 4-4 |
| 1939 | W | 5-2 |
| 1939 | W | 5-2 |
| 1940 | L | 4-3 |
| 1940 | W | 5-2 |
| 1941 | L | 5-2 |

**MEMPHIS (9-1)**

|      |   |     |
|------|---|-----|
| 1964 | W | 9-0 |
| 1971 | W | 5-4 |
| 1972 | W | 7-2 |
| 1982 | W | 5-4 |
| 2002 | W | 6-1 |
| 2004 | W | 6-1 |
| 2005 | W | 5-2 |
| 2006 | W | 4-2 |
| 2007 | W | 7-0 |
| 2012 | L | 4-3 |

**MERCER (3-0)**

|      |   |     |
|------|---|-----|
| 1964 | W | 9-0 |
| 2015 | W | 6-1 |
| 2016 | W | 7-0 |

**MIAMI (9-9)**

|      |   |     |
|------|---|-----|
| 1967 | L | 6-3 |
| 1975 | L | 7-2 |
| 1978 | W | 5-4 |
| 1982 | L | 8-1 |
| 1982 | L | 6-3 |
| 1987 | L | 5-4 |
| 1987 | W | 5-4 |
| 1988 | W | 8-1 |
| 1989 | W | 5-4 |
| 1990 | W | 5-4 |
| 1990 | W | 5-4 |
| 1990 | W | 5-2 |
| 1991 | L | 5-4 |
| 1993 | W | 5-2 |
| 1994 | L | 4-3 |
| 1994 | L | 4-2 |
| 2006 | L | 7-0 |
| 2007 | W | 4-3 |

**MIAMI (OHIO) (8-0)**

|      |   |     |
|------|---|-----|
| 1970 | W | 9-0 |
| 1971 | W | 8-1 |
| 1972 | W | 8-1 |
| 1975 | W | 9-0 |
| 1977 | W | 6-3 |
| 1984 | W | 7-2 |
| 1995 | W | 5-2 |
| 1996 | W | 6-1 |

**MICHIGAN (10-3)**

|      |   |     |
|------|---|-----|
| 1975 | L | 6-3 |
| 1976 | L | 7-2 |
| 1979 | W | 5-4 |
| 1981 | W | 5-4 |
| 1982 | W | 6-3 |
| 1983 | W | 5-4 |
| 1985 | W | 8-1 |
| 1986 | W | 6-2 |
| 1990 | W | 5-1 |
| 1991 | W | 5-1 |
| 1992 | W | 4-0 |
| 1993 | W | 5-0 |
| 1996 | L | 5-2 |

**MICHIGAN ST. (4-0)**

|      |   |     |
|------|---|-----|
| 1998 | W | 4-3 |
| 2006 | W | 5-2 |
| 2012 | W | 4-2 |
| 2014 | W | 4-1 |

**MTSU (15-1)**

|      |   |     |
|------|---|-----|
| 1963 | W | 8-0 |
| 1963 | W | 8-1 |
| 1966 | W | 7-2 |
| 1969 | W | 7-2 |
| 1970 | W | 8-1 |
| 1971 | W | 6-3 |
| 1972 | W | 8-1 |
| 1973 | W | 6-3 |
| 1974 | W | 9-0 |
| 1975 | W | 6-0 |
| 1991 | W | 9-0 |
| 1995 | W | 6-1 |
| 1996 | W | 6-1 |
| 1996 | L | 4-3 |
| 2008 | W | 5-2 |
| 2010 | W | 7-0 |

**MILLIGAN (2-1)**

|      |   |     |
|------|---|-----|
| 1939 | W | 7-0 |
| 1940 | W | 4-3 |
| 1941 | L | 4-3 |

**MINNESOTA (5-0)**

|      |   |     |
|------|---|-----|
| 1990 | W | 5-2 |
| 1992 | W | 5-1 |
| 1993 | W | 6-1 |
| 1994 | W | 4-2 |
| 1995 | W | 5-4 |

**MISSISSIPPI (25-28)**

|      |   |     |
|------|---|-----|
| 1940 | L | 4-2 |
| 1965 | W | 9-0 |
| 1971 | W | 9-0 |
| 1974 | W | 9-0 |
| 1975 | W | 6-3 |
| 1977 | L | 5-4 |
| 1978 | W | 8-1 |
| 1982 | W | 6-3 |
| 1983 | W | 9-0 |
| 1985 | W | 8-1 |
| 1986 | W | 7-2 |
| 1987 | W | 7-2 |
| 1988 | W | 5-2 |
| 1989 | W | 6-3 |
| 1990 | W | 5-1 |
| 1991 | W | 5-2 |
| 1992 | L | 5-3 |
| 1993 | W | 7-0 |
| 1994 | L | 6-1 |
| 1995 | L | 6-1 |

|      |   |     |
|------|---|-----|
| 1996 | L | 7-0 |
| 1996 | L | 4-0 |
| 1997 | L | 7-0 |
| 1998 | L | 4-3 |
| 1998 | L | 4-1 |
| 1999 | W | 4-3 |
| 2000 | L | 4-3 |
| 2001 | W | 4-2 |
| 2001 | W | 5-2 |
| 2002 | L | 4-3 |
| 2003 | L | 4-3 |
| 2004 | L | 5-2 |
| 2005 | L | 4-3 |
| 2005 | W | 4-2 |
| 2006 | L | 4-0 |
| 2007 | L | 4-3 |
| 2008 | L | 4-3 |
| 2008 | L | 4-2 |
| 2009 | L | 1-6 |
| 2009 | L | 4-2 |
| 2010 | W | 7-0 |
| 2010 | W | 4-0 |
| 2011 | W | 4-3 |
| 2011 | W | 4-3 |
| 2012 | W | 4-3 |
| 2012 | L | 5-2 |
| 2013 | L | 4-1 |
| 2013 | L | 4-2 |
| 2014 | L | 1-4 |
| 2014 | L | 2-4 |
| 2015 | L | 4-0 |
|      |   |     |

|      |   |     |
|------|---|-----|
| 1970 | L | 6-3 |
| 1971 | W | 7-2 |
| 1972 | W | 6-3 |
| 1972 | L | 6-3 |
| 1973 | W | 6-3 |
| 1973 | W | 9-0 |
| 1974 | W | 6-3 |
| 1974 | W | 8-1 |
| 1975 | W | 6-3 |
| 1975 | W | 6-0 |
| 1976 | W | 6-3 |
| 1980 | W | 9-0 |
| 1981 | W | 7-2 |
| 1983 | W | 8-1 |
| 1986 | W | 7-1 |
| 2015 | W | 6-1 |
| 2016 | W | 7-0 |

**SIU-EDWARDSVILLE (1-0)**

|      |   |     |
|------|---|-----|
| 1984 | W | 5-4 |
|------|---|-----|

**SMU (4-2)**

|      |   |     |
|------|---|-----|
| 1978 | W | 5-4 |
| 1979 | L | 7-2 |
| 1986 | L | 5-1 |
| 1990 | W | 9-0 |
| 1992 | W | 6-2 |
| 1995 | W | 7-0 |

**SW TEXAS STATE (1-0)**

|      |   |     |
|------|---|-----|
| 1980 | W | 7-2 |
|------|---|-----|

**STANFORD (1-5)**

|      |   |     |
|------|---|-----|
| 1988 | L | 7-2 |
| 1988 | L | 5-2 |
| 1990 | L | 5-2 |
| 2000 | L | 4-3 |
| 2001 | W | 4-2 |
| 2015 | L | 4-2 |

**STETSON (1-0)**

|      |   |     |
|------|---|-----|
| 1965 | W | 9-0 |
|------|---|-----|

**TEMPLE (1-0)**

|      |   |     |
|------|---|-----|
| 1989 | W | 3-1 |
|------|---|-----|

**TENNESSEE TECH (15-0)**

|      |   |     |
|------|---|-----|
| 1935 | W | 4-2 |
| 1941 | W | 6-1 |
| 1941 | W | 4-3 |
| 1963 | W | 8-1 |
| 1963 | W | 9-0 |
| 1964 | W | 9-0 |
| 1966 | W | 7-2 |
| 1972 | W | 8-1 |
| 1999 | W | 4-0 |
| 2003 | W | 7-0 |
| 2013 | W | 4-0 |
| 2014 | W | 7-0 |
| 2015 | W | 6-1 |
| 2015 | W | 4-0 |
| 2016 | W | 4-3 |

**UT-MARTIN (2-0)**

|      |   |     |
|------|---|-----|
| 2003 | W | 7-0 |
| 2004 | W | 7-0 |

**TENNESSEE WESLEYAN (8-1)**

|      |   |     |
|------|---|-----|
| 1928 | L | 3-2 |
| 1928 | W | 3-2 |
| 1963 | W | 8-1 |

|      |   |     |
|------|---|-----|
| 1963 | W | 8-1 |
| 1964 | W | 7-2 |
| 1965 | W | 9-0 |
| 1965 | W | 9-0 |
| 1966 | W | 9-0 |
| 2009 | W | 5-0 |

**TEXAS (6-8)**

|      |   |     |
|------|---|-----|
| 1974 | L | 7-2 |
| 1975 | L | 8-1 |
| 1978 | W | 5-4 |
| 1979 | W | 6-3 |
| 1979 | W | 6-3 |
| 1984 | L | 5-4 |
| 1985 | L | 5-4 |
| 1987 | L | 5-1 |
| 1991 | L | 5-3 |
| 1991 | W | 5-1 |
| 1993 | L | 5-1 |
| 2002 | W | 4-0 |
| 2009 | L | 4-3 |
| 2010 | W | 4-1 |

**TEXAS A&M (5-7)**

|      |   |     |
|------|---|-----|
| 1974 | W | 5-4 |
| 1975 | L | 6-3 |
| 1977 | L | 5-4 |
| 1984 | L | 5-4 |
| 1993 | W | 6-1 |
| 2000 | W | 4-3 |
| 2013 | W | 4-3 |
| 2013 | W | 4-3 |
| 2014 | L | 4-1 |
| 2014 | L | 4-0 |
| 2015 | L | 4-1 |
| 2016 | L | 5-2 |

**TCU (5-0)**

|      |   |     |
|------|---|-----|
| 1983 | W | 5-4 |
| 1987 | W | 5-2 |
| 1987 | W | 5-2 |
| 1988 | W | 5-2 |
| 2001 | W | 4-0 |

**UTEP (1-0)**

|      |   |     |
|------|---|-----|
| 1990 | W | 7-2 |
|------|---|-----|

**TEXAS TECH (4-0)**

|      |   |     |
|------|---|-----|
| 1975 | W | 8-1 |
| 1978 | W | 9-0 |
| 2009 | W | 4-2 |
| 2012 | W | 4-0 |

**TOLEDO (1-0)**

|      |   |     |
|------|---|-----|
| 1967 | W | 7-2 |
|------|---|-----|

**TRINITY (4-10)**

|      |   |     |
|------|---|-----|
| 1974 | L | 7-2 |
| 1975 | L | 8-1 |
| 1977 | L | 9-0 |
| 1978 | L | 7-2 |
| 1978 | L | 8-1 |
| 1979 | L | 6-3 |
| 1980 | L | 5-4 |
| 1980 | L | 5-4 |
| 1982 | L | 5-4 |
| 1986 | W | 5-1 |
| 1988 | W | 6-3 |
| 1989 | L | 5-4 |
| 1990 | W | 5-1 |

**TROY**

**(1-0)**

**TUSCULUM (8-1)**

|      |   |     |
|------|---|-----|
| 2015 | W | 4-3 |
|------|---|-----|

|      |   |     |
|------|---|-----|
| 1936 | W | 6-1 |
| 1937 | W | 6-1 |
| 1937 | W | 3-0 |
| 1938 | L | 4-3 |
| 1939 | W | 4-2 |
| 1939 | W | 6-2 |
| 1940 | W | 6-1 |
| 1940 | W | 4-3 |
| 1941 | W | 4-3 |

**TULANE (2-1)**

|      |   |     |
|------|---|-----|
| 1967 | L | 7-2 |
| 1968 | W | 5-4 |
| 2001 | W | 4-3 |

**TULSA (3-0)**

|      |   |     |
|------|---|-----|
| 1982 | W | 7-2 |
| 1999 | W | 5-2 |
| 2014 | W | 4-3 |

**UCLA (4-11)**

|      |   |     |
|------|---|-----|
| 1970 | L | 8-1 |
| 1979 | L | 9-0 |
| 1980 | L | 5-4 |
| 1987 | L | 5-2 |
| 1990 | W | 5-4 |
| 1991 | L | 5-4 |
| 1992 | L | 5-1 |
| 1993 | L | 5-2 |
| 2000 | W | 4-1 |
| 2005 | L | 4-1 |
| 2010 | W | 4-2 |
| 2011 | W | 4-1 |
| 2012 | L | 4-0 |
| 2013 | L | 4-1 |
| 2014 | L | 4-0 |

**UNION (2-0)**

|      |   |     |
|------|---|-----|
| 1933 | W | 5-1 |
| 1964 | W | 9-0 |

**UNLV (2-0)**

|      |   |     |
|------|---|-----|
| 1989 | W | 5-1 |
| 1999 | W | 4-3 |

**UTAH (1-0)**

|      |   |     |
|------|---|-----|
| 2010 | W | 7-0 |
|------|---|-----|

**VANDERBILT (55-14)**

|      |   |     |
|------|---|-----|
| 1927 | L | 6-2 |
| 1934 | L | 2-5 |
| 1934 | L | 2-3 |
| 1937 | W | 5-2 |
| 1938 | L | 5-2 |
| 1939 | W | 5-2 |
| 1940 | L | 4-1 |
| 1963 | L | 7-2 |
| 1964 | W | 7-2 |
| 1965 | W | 6-3 |
| 1965 | W | 9-0 |
| 1966 | W | 9-0 |
| 1967 | W | 9-0 |
| 1968 | W | 9-0 |
| 1969 | W | 8-1 |
| 1970 | W | 6-3 |
| 1971 | W | 9-0 |
| 1974 | W | 9-0 |
| 1975 | W | 9-0 |

|      |   |     |
|------|---|-----|
| 1976 | W | 8-1 |
|------|---|-----|

|      |   |     |
|------|---|-----|
| 1977 | W | 5-4 |
| 1978 | W | 6-3 |
| 1979 | W | 6-3 |
| 1980 | W | 7-2 |
| 1981 | W | 8-1 |
| 1981 | W | 7-2 |
| 1981 | W | 8-1 |
| 1982 | W | 5-4 |
| 1982 | W | 6-3 |
| 1983 | W | 8-1 |
| 1983 | W | 7-2 |
| 1984 | W | 8-1 |
| 1984 | W | 8-1 |
| 1985 | W | 5-4 |
| 1985 | W | 9-0 |
| 1986 | W | 8-1 |
| 1986 | W | 7-2 |
| 1987 | W | 6-3 |
| 1987 | W | 8-1 |
| 1988 | W | 6-3 |
| 1989 | W | 6-3 |
| 1990 | W | 5-1 |
| 1991 | W | 5-1 |
| 1992 | W | 5-1 |
| 1993 | L | 4-3 |
| 1994 | W | 6-1 |
| 1995 | W | 6-1 |
| 1996 | W | 5-2 |
| 1997 | L | 4-3 |
| 1998 | W | 4-3 |
| 1999 | W | 4-3 |
| 2000 | W | 5-1 |
| 2001 | W | 6-1 |
| 2002 | W | 5-2 |
| 2003 | L | 7-0 |
| 2004 | W | 5-2 |
| 2005 | L | 4-3 |
| 2006 | L | 4-3 |
| 2007 | W | 6-1 |
| 2008 | W | 6-1 |
| 2009 | W | 4-3 |
| 2010 | W | 7-1 |
| 2011 | W | 4-3 |
| 2012 | W | 5-2 |
| 2013 | W | 4-3 |
| 2014 | L | 4-1 |
| 2015 | L | 4-1 |
| 2016 | L | 4-3 |

**VIRGINIA (6-6)**

|      |   |     |
|------|---|-----|
| 1969 | W | 6-3 |
| 1977 | W | 6-3 |
| 1980 | W | 7-2 |
| 1985 | W | 6-3 |
| 1986 | W | 7-2 |
| 1989 | W | 6-1 |
| 2004 | L | 4-3 |
| 2005 | L | 6-1 |
| 2009 | L | 4-0 |
| 2010 | L | 4-1 |
| 2011 | L | 4-0 |
| 2013 | L | 4-0 |

**VIRGINIA TECH (8-1)**

|      |   |     |
|------|---|-----|
| 1982 | W | 6-3 |
| 1984 | W | 9-0 |
| 1996 | W | 7-0 |

|      |   |     |
|------|---|-----|
| 1997 | L | 5-2 |
| 2000 | W | 7-0 |
| 2002 | W | 4-0 |
| 2008 | W | 4-3 |
| 2008 | W | 4-0 |
| 2011 | W | 4-0 |

**WAKE FOREST (12-4)**

|      |   |     |
|------|---|-----|
| 1975 | L | 5-4 |
| 1982 | W | 8-1 |
| 1985 | W | 8-1 |
| 1986 | W | 7-2 |
| 1987 | W | 7-2 |
| 1987 | W | 5-2 |
| 1993 | W | 3-2 |
| 2002 | W | 4-0 |
| 2010 | W | 4-3 |
| 2011 | W | 6-1 |
| 2013 | W | 4-3 |
| 2014 | W | 4-1 |
| 2015 | L | 5-2 |
| 2016 | L | 4-0 |
| 2016 | L | 7-0 |

**WASHINGTON (1-0)**

|      |   |     |
|------|---|-----|
| 1993 | W | 7-0 |
|------|---|-----|

**WASHINGTON (STL) (1-0)**

|      |   |     |
|------|---|-----|
| 1964 | W | 5-2 |
|------|---|-----|

**WAYNE UNIVERSITY (0-1)**

|      |   |     |
|------|---|-----|
| 1937 | L | 6-1 |
|------|---|-----|

**WEST VIRGINIA (1-0)**

|      |   |     |
|------|---|-----|
| 1984 | W | 9-0 |
|------|---|-----|

**WESTERN KENTUCKY (2-0)**

|      |   |     |
|------|---|-----|
| 1968 | W | 7-2 |
| 1972 | W | 6-3 |

**WICHITA STATE (2-2)**

|      |   |     |
|------|---|-----|
| 1981 | L | 5-4 |
| 1982 | L | 5-4 |
| 1983 | W | 7-2 |
| 2004 | W | 4-1 |

**WILLIAM & MARY (3-1)**

|      |   |     |
|------|---|-----|
| 1971 | W | 9-0 |
| 1998 | W | 6-1 |
| 1999 | W | 5-0 |
| 2004 | L | 4-3 |

**WINTHROP (1-0)**

|      |   |     |
|------|---|-----|
| 2010 | W | 4-0 |
|------|---|-----|

**WISCONSIN (3-0)**

|      |   |     |
|------|---|-----|
| 1970 | W | 6-3 |
| 1973 | W | 7-2 |
| 1991 | W | 5-4 |

**WITTENBERG (1-0)**

|      |   |     |
|------|---|-----|
| 1965 | W | 9-0 |
|------|---|-----|

**XAVIER (1-0)**

|      |   |     |
|------|---|-----|
| 1934 | W | 6-0 |
|------|---|-----|

**NCAA TEAM FINALISTS**

**1990**



**RECORD: 34-1 // SEC: 9-0 [CHAMPIONS] // FINAL RANK: NO. 2**

**NCAA RESULTS**


**Championship Site: Indian Wells, Calif.**

|     |                                 |   |     |
|-----|---------------------------------|---|-----|
| R16 | Tennessee (1) def. UC-Irvine    | W | 5-2 |
| QF  | Tennessee (1) def. Miami (Fla.) | W | 5-2 |
| SF  | Tennessee (1) def. UCLA         | W | 5-4 |
| F   | Stanford (2) def. Tennessee (1) | L | 5-2 |

**CLAIM TO FAME?**  
Without a doubt, the 1990 team set the bar for excellence at Tennessee. The Vols, who won the SEC regular-season and tournament titles with an undefeated record, became the first Tennessee team to reach the championship match. All told, they were also the first UT team to win at least 30 matches in a season.

- The 1990 Vols still hold several UT records of note, including:
- **Most wins in a season:** 34
  - **Most consecutive wins:** 34
  - **Highest winning percentage:** .971
  - First Tennessee team to reach the No. 1 national ranking

**2001**



**RECORD: 23-6 // SEC: 9-2 [2ND IN EAST] // FINAL RANK: NO. 2**

**NCAA RESULTS**

**Regional Site: Knoxville**

|     |                           |   |     |
|-----|---------------------------|---|-----|
| R64 | Tennessee def. UMBC       | W | 4-0 |
| R32 | Tennessee def. Ohio State | W | 4-1 |

**Championship Site: Athens, Ga.**

|     |                           |   |     |
|-----|---------------------------|---|-----|
| R16 | Tennessee def. S. Alabama | W | 4-0 |
| QF  | Tennessee def. Stanford   | W | 4-2 |
| SF  | Tennessee def. TCU        | W | 4-0 |
| F   | Georgia def. Tennessee    | L | 4-1 |

**CLAIM TO FAME?**  
The Vols reached the championship again in 2001, the second year of a three-season period in which the Vols enjoyed unmatched postseason success under coach Michael Fancutt. The Vols made it to the semifinals in 200

# THE VOL'S SEC CHAMPIONSHIPS



## 1951: THE FIRST SEC TITLE

The 1951 team, coached by Walter D. Buchanan, won UT's first SEC Championship by tying former SEC tennis powerhouse Tulane for the title.

Tommy Bartlett, who never lost a match in his collegiate career, captained the 1951 squad and won the No. 5 SEC singles title that season. Teammate Bill Davis won the No. 1 singles competition.

Davis and John Cullum also won the No. 1 doubles title at the SEC tournament. Bartlett and Gavin Gentry won the No. 3 doubles title.

## 1966: BARTLETT RETURNS

Ten years after his playing career with the Vols ended, Bartlett returned to Knoxville as the assistant basketball coach but took over tennis coaching duties in 1963.

Bartlett proved to be as successful a coach as he was as a player, leading the Vols to their second SEC title in 1966.

The Vols were a flawless 7-0 in SEC play.

UT's success that season was thanks in part to the play of Lenny Schloss, who became the first tennis All-America for the Vols in 1967.

Schloss won the No. 2 SEC singles title at the 1966 tournament, and he teamed up with Jack Jackson to win the No. 1 doubles championship. Kenny Marcus took the No. 3 singles title; Marcus and Richard Preston also claimed the No. 3 doubles title.

## 1970: MOZUR LEADS VOL'S

Tommy Mozur, the Vols' second All America and first to win the honor multiple times, captained Tennessee to the SEC Championship for the second time in five years.

Mozur earned his second All America in his senior season, reaching the fourth round of the NCAA tournament. In the SEC, he teamed up with Earle Freeman to win the conference No. 1 doubles title.

The Vols finished 14-7 overall and 4-1 in the SEC with Louis Royal as the head coach.

## 1980: HARMON & PURCELL

Rodney Harmon and Mel Purcell put together one of the best doubles teams in UT history in 1980, helping the Vols to their fourth SEC title. The pair won the SEC No. 1 doubles title and went up the ladder to win the Vols' only NCAA doubles championship as the top-seeded team.

## SEC SEASON TITLES

|                  |          |                   |   |
|------------------|----------|-------------------|---|
| Georgia          | 28       | Mississippi State | 3 |
| Tulane           | 17       | Auburn            | 2 |
| Florida          | 10       | Kentucky          | 2 |
| <b>Tennessee</b> | <b>9</b> | Georgia Tech      | 2 |
| LSU              | 5        | Alabama           | 1 |
| Mississippi      | 5        | Texas A&M         | 1 |

Harmon and Purcell were equally successful in singles play, both reaching the top 10 in the national rankings. Purcell was the SEC No. 1 champion and had 34 victories during with season, and Harmon played his way through the No. 2 bracket with 35 wins. Harmon also reached the semifinals of the NCAA tournament in singles.

The Vols went 14-6 overall and 6-0 in the SEC underhead coach John Newman, who had 51 wins in his four seasons with the Vols.

## 1986: LATE IMPROVEMENT

Tennessee finished just 3-6 against SEC opponents during the regular season, but the Vols turned things around just in time for another title.

The Vols certainly had strength at the top of the lineup, which featured a pair of three-time All-Americans in Shelby Cannon and Byron Talbot. Cannon and Talbot, the winningest doubles pair in UT history, won the No. 1 doubles title. Talbot also won the No. 2 singles championship, a feat he repeated a year later.

Tim Leos earned the Vols points by winning the No. 6 singles title. Cary Cohenour and Mark Herrington also won the No. 2 doubles title to help coach Mike DePalmer Sr. to his first of two titles as head coach.

## 1990: NEAR FLAWLESS

The 1990 season was a special year for the Vols, both in conference and on a national scale. The team finished 34-1 in 1990 with a perfect 9-0 record in the SEC en route to the regular-season conference championship. In a reworked SEC postseason system, Tennessee also hosted — and won — the SEC Tournament Championship.

The Vols attained the No. 1 national ranking and were the top seed in the NCAA Tournament, reaching the finals for the first time in program history before losing to 5-2 Stanford. Doug Flach, Tim Jessup and Brice Karsh earned All-America honors that season.

## SEC TITLES YEAR-BY-YEAR

| Year        | Champions                | Tennessee     | Host                     |
|-------------|--------------------------|---------------|--------------------------|
| 1938        | *Georgia Tech            | NA            | NA                       |
| 1939        | *Tulane                  | NA            | NA                       |
| 1940        | LSU                      | NA            | NA                       |
| 1941        | *Tulane                  | NA            | NA                       |
| 1942        | *Tulane                  | NA            | NA                       |
| 1946        | *Georgia Tech            | NA            | *Tulane                  |
| 1947        | *Tulane                  | NA            | *Tulane                  |
| 1948        | *Tulane                  | NA            | *Tulane                  |
| 1949        | *Tulane                  | NA            | *Tulane                  |
| 1950        | Florida                  | NA            | Vanderbilt               |
| <b>1951</b> | <b>Tennessee/*Tulane</b> | <b>t-1st</b>  | <b>Florida</b>           |
| 1952        | *Tulane                  | 2nd           | *Tulane                  |
| 1953        | *Tulane                  | 4th           | Alabama                  |
| 1954        | *Tulane                  | NA            | Georgia                  |
| 1955        | *Tulane                  | 6th           | *Tulane                  |
| 1956        | *Tulane                  | 8th           | *Georgia Tech            |
| 1957        | *Tulane                  | NA            | LSU                      |
| 1958        | *Tulane                  | 8th           | *Tulane                  |
| 1959        | *Tulane                  | 8th           | Mississippi State        |
| 1960        | *Georgia Tech            | 6th           | Tennessee                |
| 1961        | Florida                  | NA            | Florida                  |
| 1962        | *Tulane                  | 12th          | Vanderbilt               |
| 1963        | *Tulane                  | 10th          | Alabama                  |
| 1964        | *Tulane                  | 8th           | Mississippi              |
| 1965        | Mississippi State        | 4th           | Auburn                   |
| <b>1966</b> | <b>Tennessee</b>         | <b>1st</b>    | <b>Georgia</b>           |
| 1967        | Mississippi State        | 2nd           | Florida                  |
| 1968        | Florida                  | 4th           | Kentucky                 |
| 1969        | Florida                  | 5th           | LSU                      |
| <b>1970</b> | <b>Tennessee</b>         | <b>1st</b>    | <b>Mississippi State</b> |
| 1971        | Georgia                  | 2nd           | Mississippi              |
| 1972        | Georgia                  | t-2nd         | Tennessee                |
| 1973        | Georgia                  | 5th           | Vanderbilt               |
| 1974        | Georgia                  | 2nd           | Georgia                  |
| 1975        | Florida/Georgia          | 3rd           | Alabama                  |
| 1976        | Alabama/LSU              | 7th           | Auburn                   |
| 1977        | Georgia                  | 6th           | Florida                  |
| 1978        | Georgia                  | 2nd           | Kentucky                 |
| 1979        | Georgia                  | 2nd           | LSU                      |
| <b>1980</b> | <b>Tennessee</b>         | <b>1st</b>    | <b>Mississippi</b>       |
| 1981        | Georgia                  | 4th           | Tennessee                |
| 1982        | Georgia                  | 2nd           | Vanderbilt               |
| 1983        | Auburn                   | 3rd           | Georgia                  |
| 1984        | Auburn                   | 4th           | Alabama                  |
| 1985        | Georgia/LSU              | 3rd           | LSU                      |
| <b>1986</b> | <b>Tennessee</b>         | <b>1st</b>    | <b>Auburn</b>            |
| 1987        | Georgia                  | 2nd           | Florida                  |
| 1988        | Georgia                  | t-4th         | Kentucky                 |
| 1989        | Georgia                  | 10th          | Mississippi State        |
| <b>1990</b> | <b>Tennessee</b>         | <b>1st</b>    | <b>--</b>                |
| 1991        | Georgia                  | t-3rd         | --                       |
| 1992        | Kentucky                 | t-8th         | --                       |
| 1993        | Georgia/Miss. State      | 6th           | --                       |
| 1994        | Florida                  | t-6th         | --                       |
| 1995        | Georgia                  | 6th           | --                       |
| 1996        | Georgia/Ole Miss         | 8th           | --                       |
| 1997        | Georgia/Mississippi      | 12th          | --                       |
| 1998        | LSU                      | 5th           | --                       |
| 1999        | Georgia/LSU              | t-5th         | --                       |
| <b>2000</b> | <b>Tennessee/Florida</b> | <b>t-1st</b>  | <b>--</b>                |
| 2001        | Georgia                  | 2nd           | --                       |
| 2002        | Georgia                  | t-2nd in East | --                       |
| 2003        | Florida                  | 6th in East   | --                       |
| 2004        | Mississippi              | 4th in East   | --                       |
| 2005        | Florida/Mississippi      | t-3rd in East | --                       |
| 2006        | Georgia                  | 5th in East   | --                       |
| 2007        | Georgia                  | t-2nd in East | --                       |
| 2008        | Georgia                  | t-2nd in East | --                       |
| 2009        | Mississippi              | 2nd in East   | --                       |
| <b>2010</b> | <b>Tennessee</b>         | <b>1st</b>    | <b>--</b>                |
| <b>2011</b> | <b>Tennessee/Georgia</b> | <b>t-1st</b>  | <b>--</b>                |
| 2012        | Kentucky                 | 4th           | --                       |
| 2013        | Georgia                  | 2nd           | --                       |
| 2014        | Georgia                  | 6th           | --                       |
| 2015        | Georgia/Texas A&M        | 8th           | --                       |
| 2016        | Georgia                  | 13th          | --                       |

**Note** Prior to 1990, the SEC champion was the winner of the end-of-season flighted tournament instead of regular season rankings as it is today.

VOLS HAVE WON 12 COMBINED CONFERENCE TITLES // 9 SEASON // 3 TOURNAMENT

## 2000: ON TO NATIONALS

Behind eventual three-time All-America Peter Handoyo, the Vols strung together three years of postseason dominance beginning in 2000. They reached the NCAA semifinals in 2000, the championship match in 2001 and the semifinals again in 2002.

During conference season, Tennessee finished tied with Florida for the SEC regular-season title with a 10-1 record in 2000. The Vols secured the tie atop the conference standings by beating the Gators 4-3 in Gainesville the final weekend of the season.

Adam Carey won a team-leading 42 singles matches, good for seventh most in a season.

## 2010: UNDEFEATED AGAIN

In many ways, the 2010 season was like turning the clock back to 1990. For the first time in 20 years, the Vols again finished the conference season undefeated, this time with an 11-0 record. The Vols started the year fifth in the national rankings and rose to second by season's end.

Florida presented the biggest hurdle for the Vols in 2010. Tennessee traveled to Gainesville and beat the sixth-ranked Gators on the road for the first time since 2000 with a 4-3 victory. Davey Sandgren secured the match with a three-set win on court 6.

The Vols clinched the title outright with a 6-1 home win against Georgia.

John-Patrick Smith, who was both the SEC Player of the Year and the SEC Tournament MVP, finished the regular season 9-1 in conference play. Matteo Fago, Rhyne Williams and Tennys Sandgren all finished with 10 singles wins in SEC dual matches.

## 2011: BACK TO BACK

With five of six starters returning for the Vols, the 2011 Tennessee squad made history by clinching back-to-back SEC regular-season titles for the first time in program history.

The Vols dropped a midseason road match at Mississippi State, so when they stepped on court at the Dan Magill Tennis Complex in Athens, Ga., it was a must-win situation to secure a share of the SEC title with unbeaten Georgia.

Edward Jones and Matteo Fago clinched the doubles point on court three. From there, Tennessee picked up straight-set victories by Boris Conic, Rhyne Williams and John-Patrick Smith to win 4-3.

Smith became the first Vol to earn back-to-back SEC Player of the Year honors with a 9-1 record at the top of the lineup and was named SEC Athlete of the Year a few months later. Tennys Sandgren went 10-1 and Rhyne Williams was 9-2.

## SEC TOURNEY TITLES

### 1990

The Vols snapped Georgia's three-year hold on the SEC Title in 1990 with a perfect 9-0 conference record and hosted the new SEC Tournament Championship, which featured dual matches instead of flighted draws. With an upset win at No. 1 singles, Doug Flach led the Vols to a 5-1 victory over Georgia to clinch the tournament trophy.

Tennessee's record stood at 31-0 after the tournament and the Vols rose to No. 1 in the national rankings for the first time in school history.

### Road to the Title:

| Round         | Opponent    | Result/Score |
|---------------|-------------|--------------|
| Quarterfinals | Mississippi | W 5-1        |
| Semifinals    | Auburn      | W 6-0        |
| Final         | Georgia     | W 5-1        |

### 2002

The SEC Championships returned to UT Varsity Courts once again in 2002, and the Vols took advantage of playing in Knoxville in front of the home fans.

Senior Adam Carey was understandably named SEC Tournament MVP after clinching all three matches for the Vols at the No. 3 position. The Vols avenged a 4-3 loss at Auburn earlier in the season by defeating the Tigers 4-1 in the tournament final.

### Road to the Title:

| Round         | Opponent | Result/Score |
|---------------|----------|--------------|
| Quarterfinals | Florida  | W 4-0        |
| Semifinals    | Georgia  | W 4-3        |
| Final         | Auburn   | W 4-1        |

### 2010

The Vols became the first team in SEC Tournament Championship history to shut out all three opponents and en route to hoisting the pyramid-shaped trophy. Tennessee blanked LSU, Mississippi and Florida by 4-0 scores during a raining weekend in Lexington, Ky.

Junior Boris Conic clinched the semifinal win over Mississippi and provided the final point in the title match against Florida. He closed out a 6-0, 6-2 victory over Joey Burkhardt at the No. 2 position and was immediately mobbed by teammates in celebration on the indoor courts.

Junior John-Patrick Smith had an undefeated weekend at No. 1 singles and doubles to earn tournament MVP honors.

### Road to the Title:

| Round         | Opponent    | Result/Score |
|---------------|-------------|--------------|
| Quarterfinals | LSU         | W 4-0        |
| Semifinals    | Mississippi | W 4-0        |
| Final         | Florida     | W 4-0        |

## SEC TOURNEY TITLES

|                        |                   |   |
|------------------------|-------------------|---|
| <b>Note</b> Since 1990 | LSU               | 2 |
| Georgia                | Texas A&M         | 2 |
| Florida                | Kentucky          | 1 |
| <b>Tennessee</b>       | Mississippi State | 1 |
| Mississippi            | Vanderbilt        | 1 |

## SEC TOTAL TITLES

|                   |           |              |   |
|-------------------|-----------|--------------|---|
| Georgia           | 37        | Kentucky     | 3 |
| Tulane            | 17        | Texas A&M    | 3 |
| Florida           | 15        | Auburn       | 2 |
| <b>Tennessee</b>  | <b>12</b> | Georgia Tech | 2 |
| Mississippi       | 8         | Alabama      | 1 |
| LSU               | 7         | Vanderbilt   | 1 |
| Mississippi State | 4         |              |   |



## YEAR-BY-YEAR SEC TOURNAMENT RESULTS

| Year        | Champions          | How UT Fared     | Host             |
|-------------|--------------------|------------------|------------------|
| <b>1990</b> | <b>Tennessee</b>   | <b>Champions</b> | <b>Tennessee</b> |
| 1991        | Georgia            | First Round      | Ole Miss         |
| 1992        | Kentucky           | Quarterfinals    | Vanderbilt       |
| 1993        | Georgia            | Semifinals       | Georgia          |
| 1994        | Florida            | Quarterfinals    | Alabama          |
| 1995        | Georgia            | Semifinals       | LSU              |
| 1996        | Mississippi State  | Quarterfinals    | Arkansas         |
| 1997        | Mississippi        | First Round      | So. Carolina     |
| 1998        | LSU                | Quarterfinals    | Auburn           |
| 1999        | LSU                | Quarterfinals    | Florida          |
| 2000        | Florida            | Quarterfinals    | Miss. State      |
| 2001        | Georgia            | Final            | Kentucky         |
| <b>2002</b> | <b>Tennessee</b>   | <b>Champions</b> | <b>Tennessee</b> |
| 2003        | Vanderbilt         | First Round      | Mississippi      |
| 2004        | Georgia            | First Round      | Vanderbilt       |
| 2005        | Florida            | Final            | Georgia          |
| 2006        | Georgia            | First Round      | Alabama          |
| 2007        | Georgia            | Quarterfinals    | LSU              |
| 2008        | Mississippi        | Semifinals       | Arkansas         |
| <b>2009</b> | <b>Mississippi</b> | <b>Final</b>     | <b>Auburn</b>    |
| <b>2010</b> | <b>Tennessee</b>   | <b>Champions</b> | <b>Kentucky</b>  |
| 2011        | Florida            | Semifinals       | Florida          |
| 2012        | Georgia            | Quarterfinals    | Miss. State      |
| 2013        | Georgia            | Final            | Mississippi      |
| 2014        | Texas A&M          | Second Round     | Vanderbilt       |
| 2015        | Texas A&M          | Quarterfinals    | Texas A&M        |
| 2016        | Florida            | Second Round     | South Carolina   |

# NCAA TEAM RESULTS

24 NCAA TOURNAMENT APPEARANCES. 6 SEMIFINALS. 3 FINALS.

**1979**  
**Championship Site: Athens, Ga.**  
 R16 California def. UT 8-1

**1980**  
**Championship Site: Athens, Ga.**  
 R16 Trinity (Tex.) def. UT 5-4

**1987**  
**Championship Site: Athens, Ga.**  
 R16 UT def. South Carolina 5-3  
 QF UT def. Long Beach St. 5-3  
 SF UCLA def. UT 5-2

**1988**  
**Championship Site: Athens, Ga.**  
 R16 UT def. TCU 5-2  
 QF Pepperdine def. UT 5-1

**1989**  
**Championship Site: Athens, Ga.**  
 R16 Oklahoma State def. UT 5-4

**1990**  
**Championship Site: Indian Wells, Calif.**  
 R16 UT (1) def. UC-Irvine 5-2  
 QF UT (1) def. Miami (Fla.) 5-2  
 SF UT (1) def. UCLA 5-4  
 F Stanford (2) def. UT (1) 5-2

**1991**  
**Championship Site: Athens, Ga.**  
 R16 Florida def. UT 5-2

**1993**  
**Championship Site: Athens, Ga.**  
 R16 Texas def. UT 5-1

**1996**  
**Regional Site: Baton Rouge, La.**  
 R64 UAB def. UT 4-0

**1997**  
**Regional Site: Gainesville, Fla.**  
 R64 Florida def. UT 5-0

**1998**  
**Regional Site: Lexington, Ky.**  
 R64 UT def. South Florida 4-1  
 R32 Auburn def. UT 4-3

**1999**  
**Regional Site: Knoxville**  
 R64 UT def. UT Tech 4-0  
 R32 Mississippi State def. UT 4-3

**2000**  
**Regional Site: Knoxville**  
 R64 UT def. Chattanooga 4-0  
 R32 UT def. North Carolina 4-2  
**Championship Site: Athens, Ga.**  
 R16 UT def. Texas A&M 4-3  
 QF UT def. UCLA 4-1  
 SF VCU def. UT 4-3

**2001**  
**Regional Site: Knoxville**  
 R64 UT def. UMBC 4-0  
 R32 UT def. Ohio State 4-1

## NCAA NOTEBOOK

**26** Times the Vols have reached the NCAAs since 1977, the start of the modern tournament format.

**10** Times the Vols have hosted the first two rounds of the tournament since 1999.

**3** Consecutive years from 2000-02 in which the Vols advanced to the semifinals or final.

**Championship Site: Athens, Ga.**  
 R16 UT def. S. Alabama 4-0  
 QF UT def. Stanford 4-2  
 SF UT def. TCU 4-0  
 F Georgia def. UT 4-1

**2002**  
**Regional Site: Knoxville**  
 R64 UT def. Wake Forest 4-0  
 R32 UT def. Virginia Tech 4-0  
**Championship Site: College Station, Texas**  
 R16 UT def. Texas 4-0  
 QF UT def. Kentucky 4-1  
 SF Southern Cal. def. UT 4-3

**2004**  
**Regional Site: Fayetteville, Ark.**  
 R64 UT (15) def. Wichita State 4-1  
 R32 Arkansas def. UT (15) 4-1

**2005**  
**Regional Site: Knoxville**  
 R64 UT (15) def. ETSU 4-0  
 R32 UT (15) def. Ohio State 4-2  
**Championship Site: College Station, Texas**  
 R16 UCLA (7) def. UT (15) 4-1

**2007**  
**Regional Site: Columbus, Ohio**  
 R64 UT def. Miami (Fla.) 4-3  
 R32 Ohio State (2) def. UT 4-1

**2008**  
**Regional Site: Knoxville**  
 R64 UT (8) def. Furman 4-0  
 R32 UT (8) def. Virginia Tech 4-0  
**Championship Site: Tulsa, Okla.**  
 R16 Baylor (9) def. UT (8) 4-1

**2009**  
**Regional Site: Knoxville**  
 R64 UT (5) def. ETSU 4-0  
 R32 UT (5) def. Duke 4-1  
**Championship Site: College Station, Texas**  
 R16 Texas (12) def. UT (5) 4-3

**2010**  
**Regional Site: Knoxville**  
 R64 UT (2) def. Winthrop 4-0  
 R32 UT (2) def. ETSU 4-1

## THE VOL'S RECORD...

**In the NCAA Championships 43-26**  
 At championship site (last four rds) 18-18  
 At regional site (first two rds) 25-8  
 In Knoxville for regional matches 19-1

**By Round 43-26**  
 Round of 64 15-3  
 Round of 32 10-5  
 Round of 16 9-9  
 Quarterfinals 6-3  
 Semifinals 3-3  
 Championship 0-3

**Shutouts by Vols 18**  
 At regional site 13  
 At championship site 5

**Championship Site: Athens, Ga.**  
 R16 UT (2) def. Louisville (15) 4-0  
 QF UT (2) def. Baylor (7) 4-0  
 SF UT (2) def. Georgia (11) 4-1  
 F Southern Cal. (5) def. UT (2) 4-2

**2011**  
**Regional Site: Knoxville**  
 R64 UT (3) def. Radford 4-0  
 R32 UT (3) def. Virginia Tech 4-0  
**Championship Site: Palo Alto, Calif.**  
 R16 UT (3) def. California (15) 4-2  
 QF Georgia (6) def. UT (3) 4-3


**2012**  
**Regional Site: Chapel Hill, N.C.**  
 R64 UT def. UNC Wilmington 4-1  
 R32 North Carolina (15) def. UT 4-0

**2013**  
**Regional Site: Knoxville**  
 R64 UT (7) def. South Carolina State 4-0  
 R32 UT (7) def. Clemson 4-3  
**Championship Site: Urbana, Ill.**  
 R16 UT (7) def. Mississippi State (10) 4-2  
 QF Virginia (2) def. UT (7) 4-0

**2014**  
**Regional Site: Durham, N.C.**  
 R64 UT def. Elon 4-1  
 R32 UT def. Duke (11) 4-2  
**Championship Site: Athens, Ga.**  
 R16 UCLA (5) def. UT 4-0

**2015**  
**Regional Site: Durham, N.C.**  
 R64 Stanford def. UT 4-2

# VOLS IN THE NCAA SINGLES & DOUBLES



CHRIS WOODRUFF: NCAA SINGLES CHAMPION

**1980 RODNEY HARMON & MEL PURCELL**  
 NCAA DOUBLES CHAMPIONS



## TENNESSEE COMPETITORS IN THE NCAA SINGLES & DOUBLES CHAMPIONSHIPS

**1966**  
**Singles**  
 Jack Jackson [16]  
 Lenny Schloss  
**Doubles**  
 Jackson/Schloss

**1967**  
**Singles**  
 Tommy Mozur  
 Lenny Schloss [9-16]  
 Leonard Schuermann  
**Doubles**  
 Mozur/Schloss  
 Schuermann/Stock

**1968**  
**Singles**  
 Bob Dow  
 Tommy Mozur [14]  
 Leonard Schuermann  
 Jim Ward  
**Doubles**  
 Dow/Mozur  
 Schuermann/Ward

**1970**  
**Singles**  
 Earle Freeman  
 Bill Monan  
 Tommy Mozur [14]  
 Jim Ward  
**Doubles**  
 Freeman/Mozur  
 Monan/Ward

**1971**  
**Singles**  
 Marc Bolle  
 Bob Pierce  
 Robert Van Malder  
 Schott Lettellier  
**Doubles**  
 Lettellier/Pierce  
 Bolle/Van Malder

**1972**  
**Singles**  
 Robert Van Malder  
 Marc Bolle  
 Dan Huber  
 Paul Van Min  
**Doubles**  
 Bolle/Van Malder  
 Huber/Van Min

**1973**  
**Singles**  
 Bob Pierce

Paul Van Min  
 Dan Huber  
 Marc Bolle  
**Doubles**  
 Bolle/Van Min  
 Huber/Pierce

**1974**  
**Singles**  
 Dan Huber  
 Robert Van Malder  
 Paul Van Min  
 Gary Dunn  
**Doubles**  
 Dunn/Van Malder  
 Pierce/Van Min

**1975**  
**Singles**  
 Dan Huber  
 Gary Dunn  
 Tracy DeLatte  
 Paul Novacek  
**Doubles**  
 DeLatte/Gillespie  
 Huber/Novacek

**1976**  
**Singles**  
 Tracey DeLatte  
**1978**  
**Singles**  
 Tracey DeLatte  
**Doubles**  
 DeLatte/Gillespie

**1979**  
**Singles**  
 Andy Kohlberg [2]  
**Doubles**  
**FINALISTS**  
 Fancutt/Kohlberg

**1980**  
**Singles**  
 Rodney Harmon  
 Mel Purcell [4]  
**Doubles**  
**CHAMPIONS**  
 Harmon/Purcell [1]

**1981**  
**Singles**  
 Mike DePalmer Jr.  
**Doubles**  
 DePalmer/Fancutt

**1982**  
**Singles**  
 Paul Annacone  
 Brice Karsh [9-16]  
**Doubles**  
 Annacone/DePalmer

**1983**  
**Singles**  
 Paul Annacone [9-16]  
**1984**  
**Singles**  
 Paul Annacone [1]  
**Doubles**  
 Annacone/Green

**1985**  
**Singles**  
 Shelby Cannon  
**1986**  
**Singles**  
 Shelby Cannon  
**Doubles**  
 Cannon/Talbot

**1987**  
**Singles**  
 Shelby Cannon [4]  
 Byron Talbot  
**Doubles**  
 Cannon/Talbot [2]

**1988**  
**Singles**  
 Shelby Cannon [4]  
 Byron Talbot  
**Doubles**  
 Cannon/Talbot [5-8]

**1989**  
**Singles**  
 Brice Karsh  
**Doubles**  
 Karsh/Gibson

**1990**  
**Singles**  
 Doug Flach  
 Tim Jessup  
 Brice Karsh  
**Doubles**  
 de Villiers/Gibson  
 Flach/Jessup [3]

**1991**  
**Singles**  
 Tim Jessup  
 Brice Karsh [9-16]  
 Fabio Silberberg  
**Doubles**  
 de Villiers/Gibson  
 Jessup/Karsh [4]

**1992**  
**Singles**  
 Chris Woodruff [9-16]  
**1993**  
**Singles**  
**CHAMPION**  
 Chris Woodruff [1]  
 Christopher Haggard  
**Doubles**  
 Haggard/Woodruff

**1994**  
**Singles**  
 Chris Mahony  
**Doubles**  
 Mahony/Montana

**1995**  
**Singles**  
 Daniel Dewandaka  
**Doubles**  
 Dewandaka/Magendans  
 Mahony/Montana

**1996**  
**Singles**  
 Chris Mahony  
 Pablo Montana  
**Doubles**  
 Mahony/Montana

**1998**  
**Singles**  
 Mark Way  
**Doubles**  
 Hensel/Smith [5-8]

**1999**  
**Singles**  
 Peter Handoyo [9-16]  
 Mark Parsons  
**Doubles**  
**FINALISTS**  
 D. Sandgren/Smith [2]

**2000**  
**Singles**  
 Mark Parsons  
**2001**

**Singles**  
 Adam Carey  
 Peter Handoyo  
 Mark Parsons  
**2002**  
**Singles**  
 Peter Handoyo [2]  
 Mario Toledo  
**Doubles**  
 Rea/Toledo

**2003**  
**Singles**  
 Simon Rea  
**2004**  
**Singles**  
 Simon Rea  
**Doubles**  
 Rea/Spizzo

**2005**  
**Singles**  
 Mark Dietrich  
**Doubles**  
 Oosthuizen/Rogers [9-16]

**2006**  
**Doubles**  
 Hubble/Rogers  
**2007**  
**Singles**  
 Kaden Hensel  
**Doubles**  
 Hubble/Rogers

**2008**  
**Singles**  
**FINALIST**  
 John-Patrick Smith  
 Kaden Hensel  
**Doubles**  
 Hensel/Smith [5-8]

**2009**  
**Singles**  
 Boris Conkic  
 John-Patrick Smith [6]  
**Doubles**  
**FINALISTS**  
 D. Sandgren/Smith [2]

**2010**  
**Singles**  
 Boris Conkic  
 John-Patrick Smith [3]

Rhyn Williams  
**Doubles**  
**FINALISTS**  
 D. Sandgren/Smith [2]  
 Conkic/Williams

**2011**  
**Singles**  
 Tenny Sandgren  
 John-Patrick Smith [9-16]  
**FINALIST**  
 Rhyn Williams [4]  
**Doubles**  
 Conkic/Smith [1]

**2012**  
**Singles**  
 Mikelis Libietis  
**Doubles**  
 Libietis/Reese

**2013**  
**Singles**  
 Mikelis Libietis [1]  
 Hunter Reese  
**Doubles**  
 Libietis/Reese [1]

**2014**  
**Singles**  
 Mikelis Libietis  
 Hunter Reese  
**Doubles**  
**CHAMPIONS**  
 Libietis/Reese [1]

**2015**  
**Singles**  
 Mikelis Libietis [9-16]  
**Doubles**  
 Libietis/Reese [3]

**2016**  
**Doubles**  
 Schipanski/Valero

# INDIVIDUAL NCAA PERFORMANCES

A LOOK AT EACH VOL'S TOURNAMENT RUN IN SINGLES & DOUBLES SINCE 1966

## 1966

**Jack Jackson [16]**  
 R1 W Bill Driscoll (Texas), 6-1, 6-4  
 R2 W Pedro Rosello (ND), 3-6, 6-3, 6-3  
 R3 L Charles Pasarell (UCLA), 7-5, 6-4  
**Lenny Schloss**  
 R1 W John Pierce (BYU), 6-1, 6-4  
 R2 W M. Sprenglemeyer (So. Illinois), 6-1, 6-3  
 R3 W Dean Pendero (Arizona), 6-8, 6-1, 6-2  
 R4 L Jerry Cromwell (USC), 6-3, 6-2  
**Jackson/Schloss**  
 R1 L Schad/Tutvin (Miami [Fla.]), 6-4, 6-4

## 1967

**Tommy Mozur**  
 R1 W Robert Beverly (Drake), 6-1, 6-4  
 R2 L Jaime Fillol (Miami [Fla.]), 6-4, 6-4  
**Lenny Schloss [9-16]**  
 R1 W Brad Cornell (Stanford), 6-4, 6-4  
 R2 W John Lawrence (Georgia Tech), 6-3, 6-3  
 R3 W Garth O'Malley (Arizona), 6-3, 6-0  
 R4 L J. Loyo-Mayo (Southern Cal), 8-6, 8-6  
**Leonard Schuermann**  
 R1 W Larry Eickenbaum (Texas), 6-2, 7-5  
 R2 L Steve Stockton (Oklahoma), 6-4, 7-6  
**Mozur/Schloss**  
 R1 W Brown/Nolan (Indiana), 6-3, 6-2  
 R2 W Sulloway/Tate (Miami [Fla.]), 6-3, 6-3  
 R3 W Collins/Sie (Cal State LA), 1-6, 6-4, 6-4  
 R4 L Hobson/Loyo-Mayo (USC), 4-6, 10-8, 6-2  
**Schuermann/Stock**  
 R1 W Jarvis/Levin (Harvard), 6-4, 6-4  
 R2 W Darley/Meinhart (Calif.), 8-6, 3-6, 8-6  
 R3 L Fillol/Schad (Miami [Fla.]), 6-2, 6-0

## 1968

**Bob Dow**  
 R1 W Mike Howard (Arizona), 3-6, 6-3, 8-6  
 R2 L M. Sprenglemeyer (S. Illinois), 6-2, 6-2  
**Tommy Mozur [14]**  
 R1 W Ken Lowell (San Jose State), 6-0, 6-4  
 R2 W Joe Tillerson (Texas A&M), 6-2, 6-1  
 R3 W Lamar Roemer (Trinity [Texas]), 9-7, 7-5  
 R4 L Stan Smith (Southern Cal), 6-1, 6-1  
**Leonard Schuermann**  
 R1 L Peter Fishbach (Mich.), 4-6, 6-2, 6-2  
**Jim Ward**  
 R1 W Mike Liddle [Q] (Texas), 6-2, 3-6, 6-1  
 R2 W Bill Light (South Carolina), 6-2, 6-4  
 R3 W Karl Coombes (Oklahoma City), n/a  
 R4 L Greg Hillel (Florida), 1-6, 6-4, 6-3  
**Dow/Mozur**  
 R1 W Schaeffer/Werchen [Q] (Maryland), n/a  
 R2 L O'Bryant/Smith (Trinity [Texas]), 8-6, 6-2  
**Schuermann/Ward**  
 R1 L Dominguez/Gildemeister (SIU), 4-6, 6-1, 6-4

## 1970

**Earle Freeman**  
 R1 W Tim Ott (Michigan), 7-9, 6-4, 8-6  
 R2 L Haroon Rahim (UCLA), 6-2, 6-2  
**Bill Monan**  
 R1 L D. Stockton (Trinity [Texas]), 6-2, 6-1  
**Tommy Mozur [14]**  
 R1 W Craig Fugle (UC Santa Barbara), 6-4, 6-4  
 R2 W Mike Shapiro (Princeton), 6-1, 6-4  
 R3 W Larry Hall (Brigham Young), 6-3, 6-2  
 R4 L P. Cramer (Miami [Fla.]), 6-8, 6-0, 6-3  
**Jim Ward**  
 R5 L Eric Van Dillen (USC), 6-1, 6-4  
**Freeman/Mozur**  
 R1 W Scheinamn/Waterman (Virginia), n/a  
 R2 W Turville/Yellin (Ga. Tech), 3-6, 6-3, 6-4  
 R3 L McKinley/Stockton (Trinity [Texas]), 6-1, 6-4  
**Monan/Ward**  
 R1 L Rush/Weigand (Texas), 7-9, 7-5, 6-2

## 1971

**Marc Bolle**  
 R1 L Kent Woodard (Utah), 6-3, 6-4  
**Bob Pierce**  
 R1 L Jim Logan (Arizona), 6-3, 6-2  
**Robert Van Malder**  
 R1 W Alan MacDonnell (Penn), W  
 R2 L Haroon Rahim (UCLA), 6-0, 6-3  
**Scott Letteller**  
 R1 L Luis Garcia (Miami [Fla.]), 6-3, 6-3  
**Letteller/Pierce**  
 R1 L Briscoe/Greendale (S. Illinois), 7-6, 6-4  
**Bolle/Van Malder**  
 R1 L Bournstedt/Lara (USC), 6-0, 6-2

## 1972

**Robert Van Malder**  
 R1 L George Hardie (SMU), 6-3, 6-3  
**Marc Bolle**  
 R1 L Chris DeGraff (BYU), 6-1, 6-1  
**Dan Huber**  
 R1 L Andrew Rae (San Diego), 2-6, 6-2, 6-3  
**Paul Van Min**  
 R1 L Ronnie Flores (Houston), 6-1, 6-3  
**Bolle/Van Malder**  
 R1 W Bunis/Grunther (Columbia), 6-2, 6-4  
 R2 L Austin/Cornell (UCLA), 6-2, 6-2  
**Huber/Van Min**  
 R1 W Rork/Schwartz (Penn), 6-3, 7-6  
 R2 L Cunningham/Evett (Ariz.), 7-6, 6-4

## 1973

**Bob Pierce**  
 R1 L Tim Vann (SMU), 6-4, 6-2  
**Paul Van Min**  
 R1 W Rick Woolworth (Dartmouth), 6-4, 6-4  
 R2 W J.T. Sims (LSU), 7-6, 6-4  
 R3 L Jeff Austin (UCLA), 6-0, 6-1  
**Dan Huber**  
 R1 W George Duncan (Cornell), 6-1, 6-1  
 R2 L Dale Ogden (Houston), 6-4, 6-2  
**Marc Bolle**  
 R1 L Rick Lashley (Oklahoma), 6-3, 6-2  
**Bolle/Van Min**  
 R1 W Andrew/Gioffi (Texas A&M-CC), 7-5, 6-3  
 R2 W Cahill/Vuille (Alabama), W  
 R3 L Delaney/Mayer (Stanford), 6-2, 6-2  
**Huber/Van Min**  
 R1 W Glowa/Pitts (DePaul), 6-4, 6-2  
 R2 L Mchette/Ramirez (USC), 6-2, 6-3

## 1974

**Dan Huber**  
 R1 W Bill Hoover (Texas A&M), 6-4, 6-0  
 R2 L Robert Fisher (Princeton), 4-6, 6-2, 6-3  
**Robert Van Malder**  
 R1 L A. Aietsman (Miami [Fla.]), 6-2, 6-2  
**Paul Van Min**  
 R1 W Gary McCullom (Cal State LA), 6-3, 6-1  
 R2 L Jim Oescher (Florida), 6-4, 6-7, 6-3  
**Gary Dunn**  
 R1 L Tom Kreiss (UCLA), 7-5, 6-4  
**Dunn/Van Malder**  
 R1 L Ogle/Walker (Houston), 6-4, 6-4  
**Pierce/Van Min**  
 R1 L Emley/Wright (Tex. A&M), 4-6, 6-3, 7-6

## 1975

**Dan Huber**  
 R1 W Dan Waldman (Harvard), 7-5, 6-3  
 R2 W Mark Brandenburg (Minn.), 6-2, 6-2  
 R3 L Mark Joffey (Arizona St.), 5-7, 6-4, 6-4  
**Gary Dunn**  
 R1 W Bill Stark (Minnesota), 7-5, 3-6, 6-1  
 R2 W Stewart Keller (Texas), 7-5, 6-1  
 R3 L Joao Soares (Pepperdine), 6-3, 6-2

## Tracy DeLatte

R1 W Mark Andrews (Long Beach), 7-6, 6-4  
 R2 L Fred DeJesus (Michigan), 7-6, 7-5  
**Paul Novacek**  
 R1 W Fred Scott (Hardin-Simmons), 7-5, 6-1  
 R2 L Phil Gunnings (Pepperdine), 6-2, 6-1  
**DeLatte/Gillespie**  
 R1 L Matyastik/Timmins (Trinity), 6-4, 6-4  
**Huber/Novacek**  
 R1 L Maddom/Mulvaney (Okla. City), 7-5, 7-6

## 1976

**Tracy DeLatte**  
 R1 L Brim Sakey (Arkansas), 6-4, 6-3

## 1978

**Tracy DeLatte**  
 R1 L C. Bussert [Q] (Kalamazoo), 6-3, 6-1  
**DeLatte/Gillespie**  
 R1 W Petrovic/Strode (USC), 6-1, 4-6, 6-3  
 R2 L Austin/Nichols (UCLA), 6-4, 6-4

## 1979

**Andy Kohlberg [2]**  
 64 W Blaine Willenberg (UCLA), 6-4, 6-2  
 32 L Larry Gottfried (Trinity), 2-6, 6-1, 6-2  
**Fancutt/Kohlberg**  
 32 W Wittus/Yearwood (Miami [Ohio]), 7-6, 7-6  
 16 W Edwards/Haynes (Pepperdine), 6-1, 5-7, 7-6  
 QF W Farrow/Fernando (SIU-Edward.), 6-1, 6-2  
 SF W Freeman/Harrington (UCLA), 6-4, 3-6, 6-3  
 F L Iskersky/Mckown (Trinity), 6-2, 5-7, 6-3

## 1980

**Rodney Harmon**  
 R1 W John Steel [Q] (Dartmouth), 6-2, 6-3  
 64 W Drew Gitlin (SMU), 2-6, 6-2, 6-4  
 32 W G. Michibata (Pepperdine), 0-6, 6-4, 7-6  
 16 W Ron Hightower (Arkansas), 6-2, 7-6  
 QF L Ernie Fernandez (OSU), 1-6, 7-6, 6-4  
**Mel Purcell [4]**  
 64 L Marcel Freeman (UCLA), 6-0, 6-4  
**Harmon/Purcell [1]**  
 NCAA CHAMPIONS  
 32 W Gorman/Marks (Cal-Hayward), 6-4, 6-4  
 16 W Low/Meister (Princeton), 6-1, 6-0  
 QF W Cain/DeLouis (SMU), 6-2, 5-7, 6-4  
 SF W Bourne/Rennert (Stanford), 6-4, 7-6  
 F W Benson/Giammalva [2] (Trinity), 7-6, 7-6

## 1981

**Mike DePalmer Jr.**  
 64 W Hugo Nunez (SIU-Edward.), 7-5, 6-3  
 32 W Geoff MacDonald (Virginia), 6-4, 7-5  
 16 L Chip Hooper (Arkansas), 6-4, 7-6  
**DePalmer/Fancutt**  
 32 W Bohne/Codiga (BYU), 6-4, 6-4  
 16 L Doohan/Serret (Ark.), 6-7, 7-6, 6-1

## 1982

**Paul Annacone**  
 64 W Johnny Levine [Q] (Texas), 7-5, 6-1  
 32 L Todd Nelson (Ariz. St.), 1-6, 6-3, 6-4  
**Mike DePalmer Jr. [7]**  
 64 W Brian Joelson (Texas A&M), 6-2, 2-6, 6-2  
 32 W Rich Gallien (Pepperdine), 7-6, 6-4  
 16 W Jerome Vanier (SMU), 1-6, 6-3, 6-2  
 QF L Marcel Freeman (UCLA), 7-6, 6-2  
**Annacone/DePalmer [4]**  
 32 W Nunn/Elliott (Southwest Texas), 6-4, 6-2  
 16 W Cox/Cassidy (Auburn), 7-6, 6-4  
 QF L Doohan/Serret [5-8] (Ark.), 4-6, 7-6, 7-5

## 1983

**Paul Annacone [9-16]**  
 64 W Jim Snyder (UC Irvine), 6-1, 6-1  
 32 W Cory Wittenberg (TCU), 6-0, 6-2  
 16 W Matt Anger (USC), 6-2, 3-6, 7-6  
 QF L Rodney Harmon (SMU), 6-3, 6-2

## 1984

**Paul Annacone [1]**  
 64 W Mark McKeen (Stanford), 5-7, 6-3, 6-4  
 32 W Steve Anniston (UC Irvine), 6-2, 6-7, 5-2  
 16 W Mark Basham (UCLA), 7-6, 6-4  
 QF L Barry Moir (Auburn), 6-3, 6-4  
**Annacone/Green**  
 32 L Evernden/Serret (Ark.), 6-4, 5-7, 6-3

## 1985

**Shelby Cannon**  
 64 W B. Man Son Hing (UC Irvine), 6-2, 6-2  
 32 L Grant Connell (Texas A&M), 6-3, 6-2

## 1986

**Shelby Cannon**  
 64 L Dan Goldberg (Mich.), 6-7, 6-3, 6-2  
**Cannon/Talbot**  
 32 W Berryman/White (Abilene Chr.), 6-3, 6-3  
 16 L Beckman/Deppe (Texas), 6-7, 7-5, 6-2

## 1987

**Shelby Cannon**  
 64 W Franz Kaiser (Oklahoma State), 6-0, 6-4  
 32 W Richey Reneberg (SMU), 6-3, 6-3  
 16 W Trevor Kronemann (UC Irvine), 7-6, 6-3  
 QF L Andrew Burrow (Miami [Fla.]), 7-6, 6-2  
**Byron Talbot [9-16]**  
 64 L Dan Goldberg (Mich.), 6-7, 7-5, 7-6  
**Cannon/Talbot [2]**  
 32 W Wildey/Wolf (Kansas), 6-4, 6-4  
 16 L Kinnear/Van Gelderen (Clem.), 2-6, 7-6, 7-6

## 1988

**Shelby Cannon [4]**  
 64 L Mark Greenan (Wake), 6-7, 7-6, 7-6  
**Byron Talbot**  
 64 W Brian Page (Clemson), 6-4, 2-6, 6-1  
 32 W Oliver Lorin (Oklahoma), 6-4, 3-6, 7-6  
 16 W Chris Garner (Georgia), 6-4, 3-6, 6-3  
 QF L Brian Garrow (UCLA), 7-5, 6-2  
**Cannon/Talbot [5-8]**  
 32 W Brownsberger/Jensen (USC), 6-2, 7-5  
 16 L Foley/Kurey (West Virginia), 7-6, 6-2

## 1989

**Brice Karsh**  
 64 L Joby Foley (West Virginia), 7-6, 6-4  
**Karsh/Gibson**  
 32 L Amend/Black (USC), 6-4, 6-1

## 1990

**Doug Flach**  
 64 W Gilles Ameline (Wake Forest), 7-6, 7-6  
 32 L Jose Luis-Noriega (San D.), 6-4, 6-2  
**Tim Jessup**  
 64 L Jonathan Stark (Stanford), 6-1, 6-4  
**Brice Karsh**  
 64 W Matt Jackson (Texas Tech), 6-1, 6-0  
 32 W Marcos Garzo (Fresno State), 6-4, 7-6  
 16 L Conny Falk (Miami [Fla.]), 6-4, 6-4  
**de Villiers/Gibson**  
 32 W Ruetter/Stolle (Texas Christian), 6-0, 7-6  
 16 L Gyetko/Lomicky (Ariz. St.), 7-6, 4-6, 6-3  
**Flach/Jessup [3]**  
 32 L Grant/Rubell (Duke), 6-2, 7-5

## 1991

**Tim Jessup**  
 64 L Fritz Bissell (UCLA), 6-2, 6-2  
**Brice Karsh [9-16]**  
 64 L Ty Tucker (Ohio State), 6-3, 4-1, ret.  
**Fabio Silberberg**  
 64 W Mark Knowles (UCLA), 4-6, 6-0, 7-5  
 32 L Ivan Baron (Georgia), 4-6, 6-4, 6-2

## de Villiers/Gibson

32 L Belloli/Peterson (San D.), 6-7, 6-4, 7-6  
**Jessup/Karsh [4]**  
 32 L Cohen/Falk (Miami [Fla.]), W

## 1992

**Chris Woodruff [9-16]**  
 64 W Greg Hartch (Princeton), 6-2, 6-4  
 32 W Scott Hulse (Kentucky), 6-3, 7-6  
 16 W David DiLucia (Notre Dame), 6-2, 6-3  
 QF L Howard Joffe (Pepperdine), 6-3, 6-2

## 1993

**Christopher Haggard**  
 64 L Sebastian LeBlanc (UCLA), 6-3, 1-6, 6-1  
**Chris Woodruff [1]**  
 NCAA CHAMPION  
 64 W Greg Bowery (SMU), 6-4, 6-2  
 32 W Andrew Rueb (Harvard), 6-4, 6-3  
 16 W Mike Sell [9-16] (Georgia), 6-2, 7-5  
 QF W David Draper (Texas), 6-0, 6-1  
 SF W Tamer El Sawy (LSU), 6-2, 5-7, 6-3  
 F W Wade McGuire [4] (Georgia), 6-3, 6-1  
**Haggard/Wodruff**  
 32 W Devens/Patel (Stanford), 6-3, 4-6, 7-6  
 16 W Coleman/Forsyth (ND), 3-6, 6-3, 6-1  
 QF L Pesola/Wesbrooks (LSU), 5-7, 6-3, 6-3

## 1994

**Chris Mahony**  
 64 W Maxsy Jimenez (S. Carolina), 7-6, 6-1  
 32 L Wayne Black [1] (USC), 6-1, 7-5  
**Mahony/Montana**  
 32 W LeBlanc/Linn (UCLA), 3-6, 7-5, 6-3  
 16 W Clark/Phillips (Texas), 7-5, 6-3  
 QF W Cotos/Flanagan (Stanford), 6-3, 4-6, 6-4  
 SF L Miquelard/Simmons (MSU), 6-3, 7-5

## 1995

**Daniel Dewandaka**  
 64 L Simon Aspelin (Pepperdine), 6-4, 6-3  
**Dewandaka/Magendans**  
 32 L Barrett/Pope (Indiana), 7-5, 6-7, 6-4  
**Mahony/Montana**  
 32 W Arnold/Rueb (Harvard), 7-6, 7-5  
 16 L Baldas/Laschinger [4] (Ga.), 6-7, 6-4, 2-6

## 1996

**Chris Mahony**  
 64 L Oliver Mayo (Virginia Tech), 6-4, 6-3  
**Pablo Montana**  
 64 L Manuel Ramirez (USC), 6-4, 7-6  
**Mahony/Montana**  
 32 W James/Westlin (S. Ala.), 6-7, 6-0, 6-0  
 16 W DeLuise/Niemeyer (MTSU), 4-4, ret.  
 QF W Goldstein/Thomas (Stanford), 6-4, 6-4  
 SF L Fisher/Weir-Smith (TCU), 6-4, 6-2

## 1998

**Mark Way**  
 64 L R. Kendrick (Wash.), 6-2, 6-7(3), 6-3  
**Copenhaver/Way**  
 32 W Hansson/Wallmark (SMU), 7-6(3), 7-5  
 16 L James/Westlin (S. Ala.), 6-3, 7-6(2)

## 1999

**Peter Handoyo [9-16]**  
 64 W Efe Ustundag (Rice), 7-6(9), 6-4  
 32 W Brian Vahaly (Virginia)  
 16 L Jeff Morrison [2] (Fla.), 7-6(6), 6-1  
**Mark Parsons**  
 64 W Ryan Sachire [3] (ND), 6-4, 5-7, 6-0  
 32 W Carlos Drada (Kentucky), 7-6(2), 7-6(0)  
 16 L R. Wolters [9-16] (Stan.), 6-4, 2-6, 6-4

## 2000

**Mark Parsons**  
 64 W Nenad Toroman (Tulsa), 7-6(6), 6-2  
 32 L Jeff Morrison [1] (Fla.), 6-7, 6-3, 6-3

## 2001

**Adam Carey**  
 64 W Graydon Oliver (Illinois), 6-4, 6-4  
 32 L Oliver Mailberger (San D.), 6-2, 7-5  
**Peter Handoyo**  
 64 W Kyle Kliegerman (Princeton), 6-3, 6-3  
 32 W Marco Baron [1] (MSU), 6-4, 1-6, 6-2  
 16 L K.J. Hippensteel [9-16] (Stanford), 6-2, 6-2  
**Mark Parsons**  
 64 W Peter Luczak [4] (Fresno St.), 5-7, 6-2, 6-4  
 32 L Al Garland (Pepperdine), 6-4, 6-4

## 2002

**Peter Handoyo [2]**  
 64 L Ryan Newport (Texas A&M), 6-1, 6-2  
**Mario Toledo**  
 64 L J. Fruttero [9-16] (Cal.), 5-7, 6-2, 6-2  
**Rea/Toledo**  
 32 L Lipsky/Martin [2] (Stanford), 6-4, 6-4

## 2003

**Simon Rea**  
 64 L Brian Wilson [9-16] (Ill.), 6-3, 2-6, 6-4

## 2004

**Simon Rea**  
 64 L Scott Schnugg (Ga. Tech), 6-3, 6-4  
**Rea/Spizzo**  
 32 W Endrikat/Morton (UC Irvine), 6-4, 6-3  
 16 L Csanadi/van der Merwe (ODU), 4-6, 6-3, 6-3

## 2005

**Mark Dietrich**  
 64 L Ryler Deheart [8] (Ill.), 6-3, 2-6, 6-2  
**Oosthuizen/Rogers [9-16]**  
 64 L Chu/Kumar (Harvard), 6-1, 3-6, 6-3

## 2006

**Hubble/Rogers**  
 32 L Luchici/Pomeroy [4] (N.C.), 6-4, 6-3

## 2007

**Kaden Hensel**  
 64 L M. Dickhardt (San D.), 7-6, 4-6, 7-6  
**Hubble/Rogers**  
 32 W Hung/Maravic (Michigan) 7-6, 6-2  
 16 L Isner/Flores [1] (Georgia) 7-6, 7-6

## 2008

**Kaden Hensel**  
 64 W Kellen Damico (Texas), 6-1, 6-2  
 32 L T. Helgeson [4] (Ga.) 6-2, 6-7(5), 7-5  
**John-Patrick Smith**  
 64 W Thomas Liversage (San Diego) 7-5, 6-4  
 32 W Kaes Van't Hof (USC) 6-3, 6-1  
 16 W Enrique Olivares (ETSU) 6-2, 6-2  
 QF W Steven Moneke (OSU) 6-2, 6-7(5), 6-3  
 SF W Andre Begemann [9-16] (Pepp.) 6-2, 6-4  
 F L Somdev Devvarman [1] (Va.) 6-3, 6-2  
**Hensel/Smith [5-8]**  
 32 L Eberly/Kronauge (OSU) 1-6, 7-6(6), 7-6(5)

## 2009

**Boris Conkic**  
 64 L Damon Gooch, Elon, 4-6, 6-4, 6-4  
**John-Patrick Smith [6]**  
 64 W Jean-Yves Aubone, Fla. St., 6-3, 6-1  
 32 W Clay Donato, N. Carolina, 6-3, 7-6 (5)  
 16 L Sanam Singh, Virginia, 6-4, 7-5  
**Sandgren/Smith [2]**  
 32 W Galic/Rux, Baylor, 6-4, 6-2  
 16 W Feeder/Meredith, Boise State, 6-3, 7-5  
 QF W Forman/Parr [5-8], Wake, 6-3, 6-7 (4), 6-3  
 SF W Puetz/Tsyrenov, Auburn, 6-4, 6-2  
 F L Inglot/Shabaz, Va., 3-6, 7-6 (4), 6-4

**2010**

**Boris Conkic**  
64 W Yoann Re, Virginia Tech, 6-3, 1-6, 6-0  
32 L Bradley Klahn, Stanford, 4-6, 6-3, 6-4

**John-Patrick Smith [3]**  
64 L Austen Childs, Louisville, 6-1, 6-1

**Rhyn Williams**  
64 W Steve Johnson [2] (Southern Cal) 6-4, 6-3  
32 W Marcelo Arevalo (Tulsa) 7-5, 6-1  
16 L Tim Puetz (Auburn) 7-5, 7-6

**Conkic/Williams**  
32 L Klahn/Thacher (Stanford) [4], 6-2, 6-2

**Sandgren/Smith [2]**  
32 W Juneau/Vidal (William & Mary) 4-6, 7-5, 7-5  
16 W Bessonov/Nedovyesov (Okla. St.) 6-3, 7-6 (4)  
QF W Atkinson/Forman (Wake For.) 7-6 (4), 5-7, 6-3  
SF W Donato/Hardy (N. Carolina) 6-3, 6-2  
F L Courtney/Shabaz (Virginia) 6-7 (4), 6-2, 6-3

**2011**

**Tennys Sandgren**  
64 W Reid Carleton [9-16] (Duke) 6-3, 6-3  
32 W Kellen Damico (Texas), 7-6 (4), 4-3 ret.  
16 W Sebastian Fanselow (Pepperdine), 6-4, 7-6 (4)  
QF W Marcel Thiemann (Mississippi), 6-3, 6-4  
SF L Rhyn Williams [4] (Tennessee), 6-3, 3-6, 6-0

**John-Patrick Smith [9-16]**  
64 W George Coupland (Mississippi State), 6-1, 6-3  
32 W Jarmere Jenkins (Virginia), 6-3, 6-1  
16 L Steve Johnson [1] (Southern Cal), 7-6, 3-6, 7-6

**Rhyn Williams [4]**  
64 W Sanam Singh (Virginia), 6-3, 6-4  
32 W Javier Garrapiz (Georgia), 6-1, 6-1  
16 W Guillermo Gomez [9-16] (Georgia Tech), 7-5, 6-4  
QF W Bradley Klahn [9-16] (Stanford), 6-4, 6-4  
SF W Tennys Sandgren (Tennessee), 6-3, 3-6, 6-0  
F L Steve Johnson [1] (Southern Cal), 4-6, 6-2, 6-1

**Smith/Conkic [1]**  
32 W Allare/Kobelt (Ohio State), 7-6 (5), 6-2  
16 L King/Spir (Georgia Tech), 6-3, 6-4

**2012**

**Mikelis Libietis**  
64 L Chase Buchanan [9-16] (Ohio State), 6-0, 6-1

**Libietis/Reese**  
32 L Carvahlo/Escobar (Texas Tech) 6-4, 6-3

**2013**

**Mikelis Libietis [1]**  
64 L Mitchell Frank (Virginia), 6-2, 6-1

**Hunter Reese**  
64 L Alex Sarkissian (Pepperdine), 6-4, 2-6, 6-4

**Libietis/Reese [1]**  
32 W Redlicki/Tahir (Duke), 3-6, 6-2, 6-4  
16 L Camillione/Holiner (Texas), 7-6, 7-5

**2014**

**Mikelis Libietis**  
64 L Diego Galeano (Baylor), 6-7, 7-5, 6-3

**Hunter Reese**  
64 L Marcos Giron [2] (UCLA), 6-1, 6-1

**Libietis/Reese [1]**  
32 W Goodman/Patel (Drake), 6-1, 6-2  
16 W Giron/McDonald (UCLA), 6-1, 6-4  
QF W Bayane/Melton (California), 7-5, 6-4  
SF W Harrington/Maden (Clemson), 6-4, 6-2  
F W Kobelt/Metka [4] (Ohio State), 7-6 (4), 6-7 (3), 7-6 (6)

**2015**

**Mikelis Libietis [9-16]**  
64 W Dennis Mkrtchian (UCLA), 6-2, 6-7 (6), 6-2  
32 W Max Tchoutakian (Baylor), 6-2, 6-7 (6), 7-6 (5)  
16 L Cameron Norrie (TCU), 4-6, 6-4, 6-4

**Libietis/Reese [3]**  
32 W Chappell/Stein (TCU), 7-6, 6-2  
16 W Craig/Gasson (Denver), 6-4, 7-6  
QF L Lenz/Galeano (Baylor), 6-7, 6-3, 6-4

**2016**

**Schipanski/Valero**  
64 W Bennett/Warrenn (Rice), 3-6, 6-3 [10-7]  
32 L McDonald/Redlicki (UCLA), 6-3, 6-3



**2014 MIKELIS LIBIETIS & HUNTER REESE**  
NCAA DOUBLES CHAMPIONS

▶ **TOP FINISHES IN NCAA SINGLES & DOUBLES**

**SINGLES**

**Champion (1)**  
Chris Woodruff 1993

**Finalists (2)**  
John-Patrick Smith 2008  
Rhyn Williams 2011

**Semifinalist (1)**  
Tennys Sandgren 2011

**Quarterfinalists (7)**  
Rodney Harmon 1980  
Mike DePalmer Jr. 1982  
Paul Annacone 1983  
Paul Annacone 1984  
Shelby Cannon 1987  
Byron Talbot 1988  
Chris Woodruff 1992

**Most Career Singles Wins (Individual NCAA)**  
1. Chris Woodruff 9 1992-93  
1. John-Patrick Smith 9 2008-11  
3. Paul Annacone 7 1982-84  
4. Rhyn Williams 6 2010-11

**DOUBLES**

**Champions (2)**  
Rodney Harmon/Mel Purcell 1980  
Mikelis Libietis/Hunter Reese 2014

**Finalists (3)**  
Mike Fancutt/Andy Kohlberg 1979  
John-Patrick Smith/Davey Sandgren 2009  
John-Patrick Smith/Davey Sandgren 2010

**Semifinalists (2)**  
Chris Mahony/Pablo Montana 1994  
Chris Mahony/Pablo Montana 1996

**Most Career Doubles Wins (Individual NCAA)**  
1. John-Patrick Smith 9 2008-11  
2. Davey Sandgren 8 2007-10  
2. Mikelis Libietis 8 2012-15  
2. Hunter Reese 8 2012-15  
5. Chris Mahony 7 1993-96  
5. Pablo Montana 7 1993-96

TENNESSEE'S 33 ALL-AMERICANS  
**ALL-AMERICAN BIOGRAPHIES**



**LENNY SCHLOSS**  
[1967]

Tennessee's first tennis All-America, Schloss teamed with different partners to win the SEC doubles crown in 1966 and 1967. He also helped guide the Vols to an SEC team title in 1966. He was inducted into the UT Tennis Hall of Fame in 2009.



**TOMMY MOZUR**  
[1968, 1970]

Mozur attained a national singles ranking of No. 15 in 1968, the highest ranking held by a Volunteer to that point. As a senior in 1970, Mozur captained the Vols to an SEC crown. He was inducted into the Tennessee Tennis Hall of Fame in 2009.



**MICHAEL FANCUTT**  
[1979]

As a freshman in 1979, Fancutt compiled a 12-7 dual-match record at No. 4 and won conference titles in singles and doubles. He also reached the NCAA doubles final with Andy Kohlberg. He later coached the Vols from 1998-2004.



**ANDY KOHLBERG**  
[1979]

Kohlberg stood atop the collegiate singles poll in 1979. He defeated the eventual NCAA singles champion twice during the season and led the Vols with a 15-4 singles record. He was inducted into the Tennessee Tennis Hall of Fame in 2007.



**RODNEY HARMON**  
[1980]

In 1980, Harmon captured the SEC No. 2 singles crown to help the Vols to their fourth conference title. He later teamed with Mel Purcell to win the NCAA doubles title. He also reached the semifinals of the NCAA singles championships.




**MEL PURCELL**  
[1980]

The top player on the Vols' 1980 SEC title team, Purcell won the SEC No. 1 singles crown and also won the NCAA doubles championship with Rodney Harmon. He was the 1980 Rolex National Inter-collegiate singles champion.



**MIKE DEPALMER JR.**  
[1981, 1982]

DePalmer excelled for Tennessee in the early 1980s, reaching the NCAA singles quarterfinals in 1981 and reeling off 27 consecutive No. 1 singles victories in 1982. After turning pro, he rose to No. 23 in the world in singles and No. 4 in doubles.



**PAUL ANNAZONE**  
[1982, 1983, 1984]

The Vols' first three-time All-America, Annacone was a two-time SEC champion, the 1984 Rolex National Indoor singles champion and the 1984 ITCA Player of the Year. He later coached all-time greats Pete Sampras and Roger Federer.



**CHRIS GREEN**  
[1984]

Green teamed with Paul Annacone in 1984 and the pair compiled an outstanding doubles record of 20-5. Green also went undefeated at the No. 4 singles position that year as the Vols finished 23-8 and 6-2 in the SEC.



**SHELBY CANNON**  
[1986, 1987, 1988]

Cannon won three SEC doubles titles and an SEC team title in 1986. He and partner Byron Talbot comprise Tennessee's all-time winningest doubles tandem with 102 victories. They accounted for 40 wins in 1986 and 38 in 1987.



**BYRON TALBOT**  
[1986, 1987, 1988]

Talbot teamed with Shelby Cannon to capture the 1986 Volvo Tennis Collegiate doubles championship and two SEC No. 1 doubles crowns. He remains the Vols' winningest singles player with 161 career victories, including a record 56 in 1987.



**DOUG FLACH**  
[1990]

Flach garnered All-SEC honors in both singles and doubles while leading the Vols to an SEC regular-season championship in 1990. UT finished 34-1, setting the school record for wins in a season as the Vols reached the national championship.



**TIM JESSUP**  
[1990, 1991]

Jessup became Tennessee's first SEC indoor singles champion when he won the title in 1991. He also garnered All-SEC honors for his outstanding doubles play in 1990. Jessup and Flach were the No. 3 seed at the NCAA doubles championships.



**BRICE KARSH**  
[1990, 1991]

A two-time All-America, Karsh advanced to the round of 16 in the 1990 NCAA men's singles championships. In 1991, he was ranked as high as No. 6 in the collegiate singles poll. He finished with 92 career victories as a Vol in three seasons.



**CHRIS WOODRUFF**  
[1992, 1993]

In 1993, Woodruff became the first Vol to win the NCAA singles championship. He was the 1993 SEC indoor singles champion and was named the 1992 Volvo Tennis rookie of the year. His 45 victories in 1993 is the fourth-most in a season in Vol history.



**CHRIS HAGGARD**  
[1993]

Haggard was named All-America and All-SEC after teaming with Chris Woodruff to reach the quarterfinals of the 1993 NCAA doubles championships. Later as a professional, he was ranked as high as No. 19 in the world in doubles.



**CHRIS MAHONY**  
[1994, 1996]

Mahony teamed with Pablo Montana to win the 1996 Rolex National Indoor doubles championship. He also garnered All-SEC honors in both singles and doubles in 1994 and 1996. He was later head coach of the Vols in 2005-06.



**PABLO MONTANA**  
[1994, 1995, 1996]

Montana and partner Chris Mahony captured the 1996 Rolex National Indoor doubles championship. As a senior, Montana held down the No. 1 singles position for the Vols. He and Chris Mahony accounted for 75 career doubles victories.

TENNESSEE'S 33 ALL-AMERICANS

# ALL-AMERICAN BIOGRAPHIES



**MARK PARSONS**  
[1999]

Parsons was ranked as high as No. 23 in the nation in 1999. His 31 singles wins earned him a spot in the NCAA singles championships, where he reached the round of 16. He and Adam Carey were named to the 2001 NCAA All-Tournament Team.



**PETER HANDOYO**  
[1999, 2001, 2002]

Handoyo was simply dominant during his time on Rocky Top. He had a hand in four SEC titles (one singles, two doubles and one team) and racked up 145 career singles wins, the second-most in a UT career. He won the SEC indoor title in 2002.



**MARIO TOLEDO**  
[2002]

Toledo ended the 2002 season ranked No. 20 in the ITA singles poll. He was runner-up at the Region III singles championships, garnered All-SEC honors and led the Vols with 33 singles wins. The Vols reached the NCAA semifinals in 2002.



**SIMON REA**  
[2004]

At the conclusion of the 2004 season, Rea was listed at No. 37 and No. 10 in the ITA's national singles and doubles polls, respectively. The senior also earned All-SEC first-team honors, as did doubles partner Damien Spizzo.



**DAMIEN SPIZZO**  
[2004]

Spizzo led the Vols with a .792 (19-5) doubles winning percentage in 2004. He teamed with partner Simon Rea to go 12-5 in the spring, including 8-2 vs. ranked opponents. He and Rea reached the second round of the NCAA championship.



**OCKIE OOSTHUIZEN**  
[2005]

Oosthuizen led the Vols with a .707 (29-12) doubles winning percentage in 2005 with partner Ben Rogers. The tandem went 14-8 against ranked opponents that year. He was second-team All-SEC that season.



**BEN ROGERS**  
[2005]

Rogers went 29-15 in doubles in 2005. He and Ockie Oosthuizen achieved a ranking as high as No. 5 in doubles. The UT tandem won the Southern Intercollegiate Doubles Title. Years later in 2011, he formed a pro doubles team with John-Patrick Smith.



**KADEN HENSEL**  
[2007, 2008]

Hensel was a fantastic singles and doubles player in his time as a Volunteer. He finished with 85 career doubles victories, 52 of them coming with Bobby Cameron. He also accumulated 66 singles wins.



**JOHN-PATRICK SMITH**  
[2008, 2009, 2010, 2011]

Not only did Smith become UT's first 4-time All-American, he was also the second player in college tennis history to be an All-American in singles & doubles all 4 years. The Vols' career singles and doubles leader was voted SEC Athlete of the Year in 2011.



**DAVEY SANDGREN**  
[2009, 2010]

Sandgren teamed up with John-Patrick Smith to form one of the best doubles teams in the nation for two years, reaching the NCAA finals in 2009 and 2010. The duo ended the year ranked No. 1 by the ITA in 2009. Sandgren was also All-SEC in 2007 and 2010.



**RHYNE WILLIAMS**  
[2010, 2011]

Williams enjoyed perhaps the best two individual years in UT history. An All-American twice, he won the 2010 USTA/ITA National Indoors title and was an NCAA singles finalist in 2011. He held the No. 1 ranking for two months after his indoor title run.



**BORIS CONKIC**  
[2011]

After four All-SEC honors, Conkic became an All-American as a senior. One of four Vols to collect 100 wins in both singles and doubles, he held the No. 1 doubles ranking with John-Patrick Smith. He was also ranked as high as 20 in singles.



**TENNYS SANDGREN**  
[2011]

A virtual lock for the Vols in dual matches, Sandgren earned All-America honors by upsetting his way into the semifinals of the NCAA singles tournament. He went 20-1 in two years of SEC play and was two-time All-SEC playing the No. 3 and 4 spots.



**MIKELIS LIBIETIS**  
[2013, 2014, 2015]

A five-time All-American, Libietis was voted the SEC Player of the Year en route to holding the No. 1 rankings in singles and doubles. He and Hunter Reese won three national doubles titles, including the 2014 NAAs. He became the fifth Vol to earn 100+ wins in singles (106) and doubles (118).



**HUNTER REESE**  
[2013, 2014, 2015]

Reese collected doubles All-America honors his last three years. He and Mikelis Libietis won three national doubles titles, including the 2014 NAAs and the ITA All-American twice. He enjoyed his best singles season in 2014, playing No. 1 and earning a rank as high as 16.



TENNESSEE'S 33 ALL-AMERICANS

## QUICK FACTS

**ALL-AMERICANS: CHRONOLOGICALLY**

| Name               | Hometown                   | Years                  | R/L |
|--------------------|----------------------------|------------------------|-----|
| Lenny Schloss      | Baltimore, Md.             | 1967                   | R   |
| Tommy Mozur        | Sweetwater, Tenn.          | 1968, 1970             | R   |
| Michael Fancutt    | Brisbane, Australia        | 1979                   | R   |
| Andy Kohlberg      | Larchmont, N.Y.            | 1979                   | L   |
| Rodney Harmon      | Richmond, Va.              | 1980                   | R   |
| Mel Purcell        | Murray, Ky.                | 1980                   | R   |
| Mike DePalmer Jr.  | Knoxville, Tenn.           | 1981, 1982             | L   |
| Paul Annacone      | East Hampton, N.Y.         | 1982, 1983, 1984       | R   |
| Chris Green        | Orlando, Fla.              | 1984                   | R   |
| Shelby Cannon      | Gainesville, Fla.          | 1986, 1987, 1988       | L   |
| Byron Talbot       | Johannesburg, South Africa | 1986, 1987, 1988       | R   |
| Doug Flach         | St. Louis, Mo.             | 1990                   | R   |
| Tim Jessup         | Downers Grove, Ill.        | 1990, 1991             | R   |
| Brice Karsh        | Thomasville, Ga.           | 1990, 1991             | R   |
| Chris Woodruff     | Knoxville, Tenn.           | 1992, 1993             | R   |
| Chris Haggard      | Sasolburg, South Africa    | 1993                   | L   |
| Chris Mahony       | Brisbane, Australia        | 1994, 1996             | R   |
| Pablo Montana      | Miami, Fla.                | 1994, 1995, 1996       | R   |
| Mark Parsons       | St. John's, Canada         | 1999                   | R   |
| Peter Handoyo      | Surabaya, Indonesia        | 1999, 2001, 2002       | R   |
| Mario Toledo       | Delray Beach, Fla.         | 2002                   | R   |
| Simon Rea          | Auckland, New Zealand      | 2004                   | L   |
| Damien Spizzo      | Skye, Australia            | 2004                   | R   |
| Ockie Oosthuizen   | Bellville, South Africa    | 2005                   | R   |
| Ben Rogers         | Kingsport, Tenn.           | 2005                   | R   |
| Kaden Hensel       | Mudgeeraba, Australia      | 2007, 2008             | R   |
| John-Patrick Smith | Townsville, Australia      | 2008, 2009, 2010, 2011 | L   |
| Davey Sandgren     | Gallatin, Tenn.            | 2009, 2010             | R   |
| Rhyn Williams      | Knoxville, Tenn.           | 2010, 2011             | R   |
| Boris Conkic       | Novi Sad, Serbia           | 2011                   | L   |
| Tennys Sandgren    | Gallatin, Tenn.            | 2011                   | R   |
| Mikelis Libietis   | Priekuli, Latvia           | 2013, 2014, 2015       | R   |
| Hunter Reese       | Kennesaw, Ga.              | 2013, 2014, 2015       | R   |

**BREAKDOWN: 33 TOTAL ALL-AMERICANS**

**BY COUNTRY (33 PLAYERS - 8 COUNTRIES)**

- 20 United States
- 5 Australia
- 3 South Africa
- 1 Canada
- 1 Latvia
- 1 New Zealand
- 1 Indonesia
- 1 Serbia

**BY STATE (20 PLAYERS - 9 STATES)**

- 7 Tennessee
- 4 Florida
- 2 Georgia
- 2 New York
- 1 Missouri
- 1 Kentucky
- 1 Virginia
- 1 Maryland
- 1 Illinois

**RIGHTY/LEFTY**

- 26 Right-handed
- 7 Left-handed

**TOTAL HONORS**

- 33 All-Americans
- 56 Total Honors

# ITA NATIONAL HONORS & RANKINGS

## ALL AMERICANS

**ITA ALL-AMERICAN**

|      |  |
|------|--|
| 1967 | Lenny Schloss  |
| 1968 | Tommy Mozur  |
| 1970 | Tommy Mozur  |
| 1979 | Michael Fancutt<br>Andy Kohlberg   |
| 1980 | Rodney Harmon<br>Mel Purcell   |
| 1981 | Mike DePalmer Jr.  |
| 1982 | Paul Annacone<br>Mike DePalmer Jr.   |
| 1983 | Paul Annacone  |
| 1984 | Paul Annacone<br>Chris Green   |
| 1986 | Shelby Cannon<br>Byron Talbot  |
| 1987 | Shelby Cannon<br>Byron Talbot  |
| 1988 | Shelby Cannon<br>Byron Talbot  |
| 1990 | Doug Flach<br>Tim Jessup<br>Brice Karsh  |
| 1991 | Tim Jessup<br>Brice Karsh  |
| 1992 | Chris Woodruff   |
| 1993 | Chris Haggard<br>Chris Woodruff  |
| 1994 | Chris Mahony<br>Pablo Montana  |
| 1995 | Pablo Montana  |
| 1996 | Chris Mahony<br>Pablo Montana  |
| 1999 | Peter Handoyo<br>Mark Parsons  |
| 2001 | Peter Handoyo  |
| 2002 | Peter Handoyo<br>Mario Toledo  |
| 2004 | Simon Rea (D)<br>Damien Spizzo (D)   |
| 2005 | Ockie Oosthuizen (D)<br>Ben Rogers (D)   |
| 2007 | Kaden Hensel (S)   |
| 2008 | Kaden Hensel (D)<br>John-Patrick Smith (S, D)  |
| 2009 | Davey Sandgren (D)<br>John-Patrick Smith (S, D)  |
| 2010 | Davey Sandgren (D)<br>John-Patrick Smith (S, D)<br>Rhyne Williams (S)                      |
| 2011 | Boris Conkic (D)<br>Tennys Sandgren (S)<br>John-Patrick Smith (S, D)<br>Rhyne Williams (S) |
| 2013 | Mikelis Libietis (S, D)<br>Hunter Reese (D)  |
| 2014 | Mikelis Libietis (D)<br>Hunter Reese (D)   |
| 2015 | Mikelis Libietis (S, D)<br>Hunter Reese (D)  |

### 4-TIME ALL-AMERICAN (1)

John-Patrick Smith (2008, 09, 10, 11)\*  
\* 2nd player in the history of college tennis to be a four-time All-America in singles and doubles all four years of his career.

### 3-TIME ALL-AMERICAN (7)

Paul Annacone (1982, 83, 84)  
Shelby Cannon (1986, 87, 88)  
Peter Handoyo (1999, 2001, 2002)  
Mikelis Libietis (2013, 14, 15)  
Pablo Montana (1994, 95, 96)

Hunter Reese (2013, 14, 15)  
Byron Talbot (1986, 87, 88)

## ITA NATIONAL AWARDS

### ITA PLAYER OF THE YEAR

Final No. 1 ranked singles player

|      |                |
|------|----------------|
| 1984 | Paul Annacone  |
| 1993 | Chris Woodruff |

### ITA COACH OF THE YEAR

|      |                   |
|------|-------------------|
| 1990 | Mike DePalmer Sr. |
| 2013 | Sam Winterbotham  |

### ITA ASSISTANT COACH OF THE YEAR

|      |                |
|------|----------------|
| 2013 | Chris Woodruff |
|------|----------------|

### ITA ROOKIE OF THE YEAR

|      |                |
|------|----------------|
| 1992 | Chris Woodruff |
| 1999 | Peter Handoyo  |

### ITA PLAYER TO WATCH

|      |                  |
|------|------------------|
| 1987 | Shelby Cannon    |
| 2013 | Mikelis Libietis |

### ITA DOUBLES TEAM OF THE YEAR

Final No. 1 ranked doubles team

|      |                                   |
|------|-----------------------------------|
| 1980 | Rodney Harmon/Mel Purcell         |
| 2009 | John-Patrick Smith/Davey Sandgren |
| 2011 | John-Patrick Smith/Boris Conkic   |
| 2014 | Mikelis Libietis/Hunter Reese     |

### RAFAEL OSUNA SPORTSMANSHIP AWARD

|      |                    |
|------|--------------------|
| 1987 | Byron Talbot       |
| 2010 | John-Patrick Smith |

### JOHN VAN NOSTRAND AWARD

Given to senior planning to pursue pro career

|      |               |
|------|---------------|
| 2002 | Peter Handoyo |
|------|---------------|

### ITA SCHOLAR ATHLETE

|      |   |
|------|---|
| 2007 | Chris Racz<br>Kiril Tcherveniachki  |
| 2009 | John-Patrick Smith  |
| 2010 | Matteo Fago<br>Taylor Patrick<br>John-Patrick Smith                                 |
| 2011 | Colton Norton<br>Tennys Sandgren<br>John-Patrick Smith                              |
| 2012 | Jarryd Chaplin<br>Brandon Fickey<br>Peter Nagovnak<br>Colton Norton<br>Hunter Reese |
| 2013 | Jarryd Chaplin<br>Colton Norton<br>Hunter Reese                                     |
| 2014 | Sunay Bhat<br>Jarryd Chaplin<br>Brandon Fickey<br>Colton Norton<br>Hunter Reese     |
| 2015 | Sunay Bhat<br>Brandon Fickey<br>Hunter Reese<br>Luis Valero                         |

## TOP RANKED PLAYERS

### NO. 1 SINGLES PLAYERS

Held top ranking at any time

|      |                    |
|------|--------------------|
| 1979 | Andy Kohlberg      |
| 1982 | Mike DePalmer Jr.  |
| 1984 | Paul Annacone      |
| 1993 | Chris Woodruff     |
| 2010 | John-Patrick Smith |
| 2011 | Rhyne Williams     |
| 2013 | Mikelis Libietis   |

### NO. 1 DOUBLES TEAMS

Held top ranking at any time

|      |                                   |
|------|-----------------------------------|
| 1980 | Rodney Harmon/Mel Purcell         |
| 2009 | John-Patrick Smith/Davey Sandgren |
| 2010 | John-Patrick Smith/Davey Sandgren |
| 2011 | John-Patrick Smith/Boris Conkic   |
| 2013 | Mikelis Libietis/Hunter Reese     |
| 2014 | Mikelis Libietis/Hunter Reese     |

## ITA HALL OF FAME

Year represents induction class

|      |                   |
|------|-------------------|
| 1993 | Tommy Bartlett    |
| 1995 | Mike DePalmer Sr. |
| 1999 | Mel Purcell       |
| 2002 | Paul Annacone     |
| 2008 | Chris Woodruff    |
| 2010 | Rodney Harmon     |

# COLLEGIATE MAJOR CHAMPIONS

PLUS: NATIONAL & CONFERENCE ALL-TOURNAMENT TEAMS

## MAJOR COLLEGE TITLES

### NCAA INDIVIDUAL TITLES

#### SINGLES CHAMPION

|      |                |
|------|----------------|
| 1993 | Chris Woodruff |
|------|----------------|

#### SINGLES FINALISTS

|      |                    |
|------|--------------------|
| 2008 | John-Patrick Smith |
| 2011 | Rhyne Williams     |

#### DOUBLES CHAMPIONS

|      |                               |
|------|-------------------------------|
| 1980 | Rodney Harmon/Mel Purcell     |
| 2014 | Mikelis Libietis/Hunter Reese |

#### DOUBLES FINALISTS

|      |                                   |
|------|-----------------------------------|
| 1979 | Michael Fancutt/Andy Kohlberg     |
| 2009 | John-Patrick Smith/Davey Sandgren |
| 2010 | John-Patrick Smith/Davey Sandgren |

### ITA ALL-AMERICAN CHAMPIONSHIPS

#### SINGLES CHAMPION

|      |                    |
|------|--------------------|
| 2009 | John-Patrick Smith |
|------|--------------------|

#### SINGLES FINALIST

|      |               |
|------|---------------|
| 1982 | Paul Annacone |
|------|---------------|

#### DOUBLES CHAMPIONS

|      |                                 |
|------|---------------------------------|
| 1986 | Shelby Cannon/Byron Talbot      |
| 2009 | John-Patrick Smith/Boris Conkic |
| 2013 | Mikelis Libietis/Hunter Reese*  |
| 2014 | Mikelis Libietis/Hunter Reese*  |

\* - Libietis and Reese became the first team in All-American history to win back-to-back titles. They are the third team to reach multiple doubles finals at the event.

### USTA/ITA NATIONAL INDOOR INTERCOLLEGIATE CHAMPIONSHIPS

#### SINGLES CHAMPION

|      |                |
|------|----------------|
| 1980 | Mel Purcell    |
| 1984 | Paul Annacone  |
| 2010 | Rhyne Williams |

#### SINGLES FINALIST

|      |             |
|------|-------------|
| 1991 | Brice Karsh |
|------|-------------|

#### DOUBLES CHAMPIONS

|      |                            |
|------|----------------------------|
| 1996 | Chris Mahony/Pablo Montana |
|------|----------------------------|

#### DOUBLES FINALISTS

|      |                               |
|------|-------------------------------|
| 1984 | Paul Annacone/Mark Herrington |
| 2013 | Mikelis Libietis/Hunter Reese |



## ALL-TOURNAMENT TEAMS

### NCAA TENNIS CHAMPIONSHIPS

#### ALL-TOURNAMENT TEAM

|               |                     |
|---------------|---------------------|
| NO. 3 SINGLES | 2010 Rhyne Williams |
|---------------|---------------------|

#### NO. 6 SINGLES

|      |                  |
|------|------------------|
| 2000 | Mark Fitzpatrick |
|------|------------------|

#### NO. 2 DOUBLES

|      |                         |
|------|-------------------------|
| 2001 | Adam Carey/Mark Parsons |
|------|-------------------------|

#### NO. 3 DOUBLES

|      |                          |
|------|--------------------------|
| 2000 | Andy Crews/Peter Handoyo |
| 2010 | Matteo Fago/Edward Jones |

### ITA NATIONAL TEAM INDOORS

#### ALL-TOURNAMENT TEAM

|               |                     |
|---------------|---------------------|
| NO. 3 SINGLES | 2010 Rhyne Williams |
|---------------|---------------------|

#### NO. 1 DOUBLES

|      |                                   |
|------|-----------------------------------|
| 2010 | John-Patrick Smith/Davey Sandgren |
| 2011 | John-Patrick Smith/Boris Conkic   |

#### NO. 2 DOUBLES

|      |                             |
|------|-----------------------------|
| 2010 | Boris Conkic/Rhyne Williams |
|------|-----------------------------|

### SEC ALL-TOURNAMENT TEAM

|      |  |
|------|--|
| 2002 | Adam Carey (MVP)                         |
| 2010 | John-Patrick Smith (MVP)<br>Boris Conkic |
| 2011 | Tennys Sandgren                          |
| 2013 | Mikelis Libietis<br>Hunter Reese         |

# SEC INDIVIDUAL CHAMPIONS

CONFERENCE CHAMPIONS DURING FORMER FLIGHTED TOURNAMENT & INDOOR WINNERS

## SEC OUTDOOR CHAMPIONS

### SINGLES

#### NO. 1

|      |               |
|------|---------------|
| 1951 | Bill Davis    |
| 1968 | Tommy Mozur   |
| 1972 | Paul Van Min  |
| 1979 | Andy Kohlberg |
| 1980 | Mel Purcell   |
| 1984 | Paul Annacone |

#### NO. 2

|      |                   |
|------|-------------------|
| 1952 | Gavin Gentry      |
| 1966 | Lenny Schloss     |
| 1972 | Robert Van Malder |
| 1973 | Dan Huber         |
| 1980 | Rodney Harmon     |
| 1986 | Byron Talbot      |
| 1987 | Byron Talbot      |

#### NO. 3

|      |                |
|------|----------------|
| 1951 | Gavin Gentry   |
| 1952 | Tommy Bartlett |
| 1966 | Kenny Marcus   |
| 1967 | Tommy Mozur    |

#### NO. 4

|      |                 |
|------|-----------------|
| 1974 | Dan Huber       |
| 1979 | Michael Fancutt |

#### NO. 5

|      |                |
|------|----------------|
| 1951 | Tommy Bartlett |
| 1966 | Bobby Dow      |
| 1982 | Earl Grainger  |

#### NO. 6

|      |                |
|------|----------------|
| 1950 | Tommy Bartlett |
| 1980 | Dan Cooper     |
| 1986 | Tim Leos       |

### DOUBLES

#### NO. 1

|      |                       |
|------|-----------------------|
| 1951 | Cullum/Davis          |
| 1966 | Jackson/Schloss       |
| 1967 | Mozur/Schloss         |
| 1970 | Freeman/Mozur         |
| 1978 | DeLatte/Gillespie     |
| 1979 | Fancutt/Kohlberg      |
| 1980 | Harmon/Purcell        |
| 1981 | DePalmer Jr./Fancutt  |
| 1982 | Annacone/DePalmer Jr. |
| 1986 | Cannon/Talbot         |
| 1987 | Cannon/Talbot         |

#### NO. 2

|      |                     |
|------|---------------------|
| 1952 | Bartlett/Gentry     |
| 1965 | Darden/Marcus       |
| 1974 | Dunn/Van Malder     |
| 1975 | DeLatte/Dunn        |
| 1978 | Cooper/Kohlberg     |
| 1979 | Gillespie/McKeown   |
| 1980 | Corn/Fancutt        |
| 1983 | Grainger/Moos       |
| 1985 | Cannon/Claverie     |
| 1986 | Cohenour/Herrington |

#### NO. 3

|      |                 |
|------|-----------------|
| 1950 | Bartlett/Curry  |
| 1951 | Bartlett/Gentry |
| 1966 | Marcus/Preston  |

**NOTE:** The individual SEC outdoor champions were determined when the SEC Tournament was in a flighted individual format rather than its current team form. The dual match tournament format started in 1990.

## SEC COACHES INDOOR

### CHAMPIONS

#### SINGLES

|      |                    |
|------|--------------------|
| 1980 | Mel Purcell        |
| 1991 | Tim Jessup         |
| 1993 | Chris Woodruff     |
| 2002 | Peter Handoyo      |
| 2009 | John-Patrick Smith |
| 2010 | Boris Conkic       |

#### DOUBLES

|      |                     |
|------|---------------------|
| 1979 | Fancutt/Kohlberg    |
| 1980 | Harmon/Purcell      |
| 1995 | Dewardaka/Magendans |
| 2000 | Crews/Handoyo       |
| 2002 | Dietrich/Handoyo    |
| 2009 | Sandgren/Smith      |

**NOTE:** The SEC Indoor Championships have not been contested since 2012. The SEC Fall Classic, a "spiritual successor" of sorts, was started in 2013.

# SEC AWARDS & HONORS

## ► BY THE NUMBERS

51

» Vols who have been named All-SEC since 1966, a total of 96 times.

7

» Vols have been four-time All-SEC recipients: Cannon, Conkic, Handoyo, Libietis, Smith, Talbot and Van Min.

2

» Players in SEC history to be named SEC Player of the Year twice: John-Patrick Smith and John Isner (Georgia).

## ALL-CONFERENCE

### ALL-SEC

|      |   |
|------|---|
| 1966 | Jack Jackson<br>Kenny Marcus (2nd)<br>Lenny Schloss                                     |
| 1967 | Tommy Mozur (2nd)   |
| 1968 | Tommy Mozur   |
| 1969 | Jim Ward (2nd)  |
| 1970 | Tommy Mozur<br>Jim Ward (2nd)   |
| 1971 | Robert Pierce (2nd)<br>Robert Van Malder (2nd)  |
| 1972 | Robert Van Malder<br>Paul Van Min   |
| 1973 | Dan Huber<br>Paul Van Min   |
| 1974 | Paul Van Min  |
| 1975 | Dan Huber<br>Paul Van Min   |
| 1976 | Tracy DeLatte   |
| 1977 | Tracy DeLatte<br>Gary Dunn  |
| 1978 | Tracy DeLatte   |
| 1979 | Andy Kohlberg<br>Denis McKeown  |
| 1980 | Rodney Harmon<br>Mel Purcell  |
| 1981 | Mike DePalmer Jr.   |
| 1982 | Paul Annacone<br>Mike DePalmer Jr.  |
| 1983 | Paul Annacone   |
| 1984 | Paul Annacone   |
| 1985 | Shelby Cannon (hm)<br>Carlos Claverie (hm)<br>Mark Herrington (hm)<br>Byron Talbot (hm) |
| 1986 | Shelby Cannon (S, D)<br>Mark Herrington (S, D)<br>Byron Talbot (S, D)                   |
| 1987 | Shelby Cannon (S, D)<br>Byron Talbot (S, D)   |
| 1988 | Shelby Cannon (S, D)<br>Mike Pittard (S)<br>Byron Talbot (S, D)                         |
| 1990 | Doug Flach (S, D)<br>Tim Jessup (D)   |
| 1991 | Tim Jessup (D)<br>Brice Karsh (S, D)  |
| 1992 | Chris Woodruff (S)  |
| 1993 | Chris Haggard (D)<br>Chris Woodruff (S, D)  |
| 1994 | Chris Mahony (S, D)   |
| 1995 | Daniel Dewardaka (S)<br>Pablo Montana (2nd S)   |
| 1996 | Chris Mahony (S, D)<br>Pablo Montana (S, D)   |
| 1998 | Mark Way (2nd S)  |
| 1999 | Adam Carey (2nd D)<br>Peter Handoyo (S)<br>Mark Parsons (2nd S, 2nd D)                  |
| 2000 | Peter Handoyo (2nd S)<br>Mark Parsons (S)   |
| 2001 | Peter Handoyo (2nd S)<br>Mark Parsons (2nd S)   |
| 2002 | Peter Handoyo (S)<br>Simon Rea (2nd D)<br>Mario Toledo (S)                              |

|      |   |
|------|---|
| 2003 | Mark Dietrich (2nd)<br>Simon Rea (2nd)  |
| 2004 | Simon Rea<br>Damien Spizzo  |
| 2005 | Mark Dietrich (2nd)<br>Ockie Oosthuizen (2nd)<br>Ben Rogers (2nd)                               |
| 2007 | Kaden Hensel<br>Davey Sandgren (2nd)  |
| 2008 | John-Patrick Smith<br>Boris Conkic (2nd)<br>Kaden Hensel (2nd)                                  |
| 2009 | John-Patrick Smith<br>Matteo Fago<br>Boris Conkic (2nd)   |
| 2010 | John-Patrick Smith<br>Boris Conkic<br>Rhyne Williams<br>Davey Sandgren<br>Tennys Sandgren (2nd) |
| 2011 | John-Patrick Smith<br>Boris Conkic<br>Tennys Sandgren<br>Rhyne Williams                         |
| 2012 | Mikelis Libietis<br>Hunter Reese (2nd)  |
| 2013 | Mikelis Libietis<br>Hunter Reese<br>Jarryd Chaplin (2nd)  |
| 2014 | Mikelis Libietis<br>Hunter Reese  |
| 2015 | Mikelis Libietis  |
| 2016 | Luis Valero (2nd)   |

### 4-TIME ALL-SEC (7)

Paul Van Min (1972, 73, 74, 75)  
Shelby Cannon (1985, 86, 87, 88)  
Byron Talbot (1985, 86, 87, 88)  
Peter Handoyo (1999, 2000, 01, 02)  
Boris Conkic (2008, 09, 10, 11)  
John-Patrick Smith (2008, 09, 10, 11)  
Mikelis Libietis (2012, 13, 14, 15)

### 3-TIME ALL-SEC (6)

Tommy Mozur (1967, 68, 70)  
Tracy DeLatte (1976, 77, 78)  
Paul Annacone (1982, 83, 84)  
Mark Parsons (1999, 2000, 01)  
Simon Rea (2002, 03, 04)  
Hunter Reese (2012, 13, 14)

## POSTSEASON AWARDS

### SEC ATHLETE OF THE YEAR

|      |                    |
|------|--------------------|
| 2011 | John-Patrick Smith |
|------|--------------------|

### SEC PLAYER OF THE YEAR

|      |                    |
|------|--------------------|
| 1993 | Chris Woodruff     |
| 2010 | John-Patrick Smith |
| 2011 | John-Patrick Smith |
| 2013 | Mikelis Libietis   |

### SEC COACH OF THE YEAR

|      |                   |
|------|-------------------|
| 1966 | Tommy Bartlett    |
| 1980 | Paul Newman       |
| 1986 | Mike DePalmer Sr. |
| 1990 | Mike DePalmer Sr. |
| 1998 | Michael Fancutt   |
| 2008 | Sam Winterbotham  |
| 2010 | Sam Winterbotham  |

### SEC FRESHMAN OF THE YEAR

|      |                    |
|------|--------------------|
| 2008 | John-Patrick Smith |
| 2010 | Rhyne Williams     |

### SEC ALL-FRESHMAN TEAM

|      |   |
|------|---|
| 2008 | John-Patrick Smith<br>Boris Conkic<br>Matteo Fago |
| 2010 | Tennys Sandgren<br>Rhyne Williams                 |
| 2012 | Mikelis Libietis<br>Hunter Reese                  |

### SEC ALL-TOURNAMENT TEAM

|      |  |
|------|--|
| 2002 | Adam Carey (MVP)                         |
| 2010 | John-Patrick Smith (MVP)<br>Boris Conkic |
| 2011 | Tennys Sandgren                          |
| 2013 | Mikelis Libietis<br>Hunter Reese         |

# ACADEMIC HONORS

## COSIDA ACADEMIC ALL-AMERICA

|      |              |
|------|--------------|
| 1995 | Chris Mahony |
| 1996 | Chris Mahony |

## COSIDA ACADEMIC ALL-DISTRICT

|      |                               |
|------|-------------------------------|
| 1995 | Chris Mahony                  |
| 1996 | Chris Mahony                  |
| 2003 | Wade Orr (3rd team)           |
| 2010 | John-Patrick Smith (3rd team) |
| 2011 | John-Patrick Smith (2nd team) |

## ITA SCHOLAR ATHLETE

Note: GPA above 3.5 for whole year

|      |   |
|------|---|
| 2007 | Chris Racz<br>Kiril Tcherveniachki  |
| 2009 | John-Patrick Smith  |
| 2010 | Matteo Fago<br>Taylor Patrick<br>John-Patrick Smith                                 |
| 2011 | Colton Norton<br>Tennys Sandgren<br>John-Patrick Smith                              |
| 2012 | Jarryd Chaplin<br>Brandon Fickey<br>Peter Nagovnak<br>Colton Norton<br>Hunter Reese |
| 2013 | Jarryd Chaplin<br>Colton Norton<br>Hunter Reese                                     |
| 2014 | Sunay Bhat<br>Jarryd Chaplin<br>Brandon Fickey<br>Colton Norton<br>Hunter Reese     |

## ITA ALL-ACADEMIC TEAM

Note: Cumulative team GPA above 3.2  
Times: 4  
Years: 2009; 2010; 2011; 2012

## SEC ACADEMIC HONOR ROLL

|      |                    |      |
|------|--------------------|------|
| 1984 | Paul Annacone      | 3.06 |
|      | Marc Fishman       | 3.00 |
| 1986 | Marc Fishman       | 3.40 |
|      | Carlos Garcia      | 3.29 |
| 1987 | Carlos Garcia      | 3.05 |
|      | Tom Goles          | 3.45 |
| 1989 | Connie de Villiers | 3.32 |
|      | John Gibson        | 3.21 |
| 1990 | Connie de Villiers | 3.27 |
|      | Brice Karsh        | 3.34 |
| 1991 | Connie de Villiers | 3.36 |
|      | John Gibson        | 3.23 |
|      | Brice Karsh        | 3.30 |
|      | Fabio Silberberg   | 3.01 |
| 1992 | Abrie du Plooy     | 3.80 |
| 1993 | Clayton Johnson    | 3.55 |
|      | Chris Woodruff     | 3.05 |
| 1994 | Rhain Buth         | 3.81 |
|      | Clayton Johnson    | 3.30 |
|      | Chris Mahony       | 3.74 |
| 1995 | Daniel Dewandaka   | 3.15 |
|      | Martijn Magendans  | 3.38 |
|      | Chris Mahony       | 3.84 |
|      | Pablo Montana      | 3.02 |
| 1996 | Chad Copenhaver    | 3.21 |
|      | Chris Mahony       | 3.83 |
| 1998 | Chad Copenhaver    | 3.41 |
|      | Roger Ilias        | 3.02 |
|      | Kaspar Rasmussen   | 3.41 |
| 1999 | Chad Copenhaver    | 3.49 |
| 2000 | Peter Handoyo      | 3.05 |

|      |                      |      |
|------|----------------------|------|
| 2001 | Andy Crews           | 3.33 |
|      | Peter Handoyo        | 3.10 |
|      | Mark Parsons         | 3.00 |
|      | Matt Turner          | 3.78 |
| 2002 | Andy Crews           | 3.13 |
|      | Mark Fitzpatrick     | 3.28 |
|      | Peter Handoyo        | 3.06 |
|      | Paul Podbury         | 3.16 |
| 2003 | Andy Crews           | 3.57 |
|      | Peter Handoyo        | 3.06 |
|      | Wade Orr             | 3.58 |
| 2004 | Wade Orr             | --   |
| 2005 | Johnny Thornton      | --   |
| 2006 | David Baxendine      | --   |
|      | Bobby Cameron        | --   |
|      | Kaden Hensel         | --   |
|      | Ben Rogers           | --   |
| 2007 | Bo Hardegee          | --   |
|      | Kaden Hensel         | --   |
|      | Adam Hubble          | --   |
|      | Davey Sandgren       | --   |
|      | Kiril Tcherveniachki | --   |
| 2008 | Kaden Hensel         | --   |
|      | Chris Racz           | --   |
|      | Davey Sandgren       | --   |
| 2009 | Boris Conkic         | --   |
|      | Davey Sandgren       | --   |
|      | John-Patrick Smith   | --   |
|      | Jeremy Tweedt        | --   |
| 2010 | Matt Brewer          | --   |
|      | Boris Conkic         | --   |
|      | Matteo Fago          | --   |
|      | Taylor Patrick       | --   |
|      | Davey Sandgren       | --   |
|      | John-Patrick Smith   | --   |
|      | Max Stevens          | --   |
|      | Bryan Swartz         | --   |
|      | Christopher Williams | --   |
| 2011 | Boris Conkic         | --   |
|      | Matteo Fago          | --   |
|      | Edward Jones         | --   |
|      | Taylor Patrick       | --   |
|      | Tennys Sandgren      | --   |
|      | John-Patrick Smith   | --   |
|      | Bryan Swartz         | --   |
| 2012 | Jarryd Chaplin       | --   |
|      | Edward Jones         | --   |
|      | Colton Norton        | --   |
|      | Taylor Patrick       | --   |
|      | Hunter Reese         | --   |
|      | Bryan Swartz         | --   |
| 2013 | Jarryd Chaplin       | --   |
|      | Brandon Fickey       | --   |
|      | Edward Jones         | --   |
|      | Colton Norton        | --   |
|      | Hunter Reese         | --   |
| 2014 | Jarryd Chaplin       | --   |
|      | Brandon Fickey       | --   |
|      | Colton Norton        | --   |
|      | Hunter Reese         | --   |
| 2015 | Sunay Bhat           | --   |
|      | Brandon Fickey       | --   |
|      | Hunter Reese         | --   |
|      | Jack Schipanski      | --   |
| 2016 | Sunay Bhat           | --   |
|      | Jack Schipanski      | --   |
|      | Luis Valero          | --   |

# LETTERMEN & CAREER AWARDS

RECORDS BASED ON 1927-41 & 1963-2013 // HOMETOWNS LISTED SINCE 1967

| Name                  | Years          | Hometown           | Country      | All-SEC                | All-American     | Career Record<br>Singles | Doubles |
|-----------------------|----------------|--------------------|--------------|------------------------|------------------|--------------------------|---------|
| <b>A</b>              |                |                    |              |                        |                  |                          |         |
| Lee Abraham           | 1953           | --                 | --           |                        |                  | --                       | --      |
| Paul Annacone         | 1981-1983      | East Hampton, NY   | US           | 1982, 1983, 1984       | 1982, 1983, 1984 | 115-22                   | 76-26   |
| John Armitage         | 1938-1940      | --                 | --           |                        |                  | --                       | --      |
| Edgar Arnold          | 1957-1960      | --                 | --           |                        |                  | --                       | --      |
| David Awood           | 1962-1964      | --                 | --           |                        |                  | --                       | --      |
| <b>B</b>              |                |                    |              |                        |                  |                          |         |
| Robert Barksdale Jr.  | 1947-1948      | --                 | --           |                        |                  | --                       | --      |
| Tom Barnett           | 1954           | --                 | --           |                        |                  | --                       | --      |
| Tommy Bartlett        | 1950-1952      | --                 | --           |                        |                  | --                       | --      |
| David Baxendine       | 2005-2006      | Surrey             | England      |                        |                  | 22-20                    | --      |
| Jones Beene           | 1934, 36-37    | --                 | --           |                        |                  | --                       | --      |
| Matt Berry            | 2004-2005      | Cape Town          | South Africa |                        |                  | 21-12                    | 5-3     |
| Sunay Bhat            | 2014-2016      | Knoxville, TN      | US           |                        |                  | 14-32                    | 8-17    |
| Roger Blackburn       | 1983-1985      | Coral Springs, FL  | US           |                        |                  | 74-27                    | 51-23   |
| Marc Bolle            | 1971-1974      | Ghent              | Belgium      |                        |                  | 59-20                    | 45-17   |
| Fred Brackney         | 1954-1956      | --                 | --           |                        |                  | --                       | --      |
| Don Brewer            | 1975-1978      | Jefferson City, TN | US           |                        |                  | 36-32                    | 36-23   |
| Matt Brewer           | 2007-2010      | Memphis, TN        | US           |                        |                  | 64-60                    | 22-40   |
| Mike Brimmer          | 1990           | Green Bay, WI      | US           |                        |                  | 8-4                      | 0-0     |
| Leonard Broughton Jr. | 1939-1941      | --                 | --           |                        |                  | --                       | --      |
| Fred Brown            | 1928           | --                 | --           |                        |                  | --                       | --      |
| Herbert Brown         | 1930           | --                 | --           |                        |                  | --                       | --      |
| Francis Brumit        | 1947-1948      | --                 | --           |                        |                  | --                       | --      |
| Bob Bruner            | 1948-1949, 51  | --                 | --           |                        |                  | --                       | --      |
| Chris Buckley         | 1998           | Oak Ridge, TN      | US           |                        |                  | 4-5                      | 0-1     |
| Newman Burns          | 1927-1928      | --                 | --           |                        |                  | --                       | --      |
| Rhain Buth            | 1993-1994      | Wichita, KS        | US           |                        |                  | 30-27                    | 30-25   |
| <b>C</b>              |                |                    |              |                        |                  |                          |         |
| Mario Cabral          | 1990           | Buenos Aires       | Argentina    |                        |                  | 3-4                      | 2-0     |
| Bobby Cameron         | 2005-2007      | Lenoir City, TN    | US           |                        |                  | 52-43                    | 65-32   |
| Bob Campbell          | 1951-1952      | --                 | --           |                        |                  | --                       | --      |
| Shelby Cannon         | 1985-1988      | Gainesville, FL    | US           | 1985, 1986, 1987, 1988 | 1986, 1987, 1988 | 140-63                   | 128-35  |
| Tomas Cantrell        | 1948           | --                 | --           |                        |                  | --                       | --      |
| Nick Caramehas        | 1987-1988      | Green Bay, WI      | US           |                        |                  | 8-16                     | 10-9    |
| Adam Carey            | 1999-2002      | Brisbane           | Australia    | 1999                   |                  | 112-48                   | 84-45   |
| Robert Carridine      | 1940           | --                 | --           |                        |                  | --                       | --      |
| Allen Carter          | 1958-1961      | --                 | --           |                        |                  | --                       | --      |
| James Catenis         | 1986           | Burlington, NC     | US           |                        |                  | 0-2                      | 0-0     |
| Chris Chandler        | 1978           | Geelonge           | Australia    |                        |                  | 16-9                     | 19-6    |
| Jarryd Chaplin        | 2011-2014      | Sydney             | Australia    | 2013                   |                  | 64-55                    | 74-44   |
| Jerry Choate          | 1959-1960      | --                 | --           |                        |                  | --                       | --      |
| Carlos Claverie       | 1985           | Caracus            | Venezuela    | 1985                   |                  | 31-11                    | 27-7    |
| P.P. Claxton          | 1933           | --                 | --           |                        |                  | --                       | --      |
| John Collins          | 2013           | Bowie, Md.         | US           |                        |                  | 79-55                    | 87-57   |
| Carey Cohenour        | 1986-1987      | Bradenton, FL      | US           |                        |                  | 51-41                    | 44-21   |
| Boris Conkic          | 2008-2011      | Novi Sad           | Serbia       | 2008, 2009, 2010, 2011 | 2011             | 108-34                   | 115-24  |
| Alvin Connelly        | 1963-1964      | --                 | --           |                        |                  | --                       | --      |
| Dan Cooper            | 1978-1980      | Dallas, TX         | US           |                        |                  | 44-20                    | 31-32   |
| Chad Copenhaver       | 1995-96, 98-99 | Hendersonville, NC | US           |                        |                  | 54-51                    | 58-40   |
| Doug Corn             | 1979-1982      | Cincinnati, OH     | US           |                        |                  | 46-33                    | 28-20   |
| James Cowan           | 1937-1938      | --                 | --           |                        |                  | --                       | --      |
| Andy Crews            | 1998-2002      | Brentwood, TN      | US           |                        |                  | 38-32                    | 73-40   |
| Steve Crofford        | 1980-1983      | Nashville, TN      | US           |                        |                  | 10-15                    | 16-6    |
| Thomas Crowe          | 1942-1943      | --                 | --           |                        |                  | --                       | --      |
| Polk Crumbliss        | 1933           | --                 | --           |                        |                  | --                       | --      |
| Ward Crutchfield      | 1951-1952      | --                 | --           |                        |                  | --                       | --      |
| John Cullum           | 1950-1952      | --                 | --           |                        |                  | --                       | --      |
| W.G. Currie Jr.       | 1948, 50-52    | --                 | --           |                        |                  | --                       | --      |
| <b>D</b>              |                |                    |              |                        |                  |                          |         |
| Sam Darden            | 1963-1965      | --                 | --           |                        |                  | --                       | --      |
| Bill Davis            | 1949-1952      | --                 | --           |                        |                  | --                       | --      |
| Tommy Davis           | 1954           | --                 | --           |                        |                  | --                       | --      |
| T.J. Deane Jr.        | 1930           | --                 | --           |                        |                  | --                       | --      |
| Tracy Delatte         | 1975-1978      | Lafayette, LA      | US           | 1976, 1977, 1978       |                  | 46-29                    | 43-26   |
| Mike DePalmer Jr.     | 1981-1982      | Knoxville, TN      | US           | 1981, 1982             | 1981, 1982       | 68-14                    | 46-12   |
| Coenie deVilliers     | 1988-1990      | Capetown           | South Africa |                        |                  | 75-50                    | 66-47   |
| Daniel Dewandaka      | 1994           | Pekalongan         | Indonesia    | 1995                   |                  | 34-21                    | 38-20   |
| Jim Dick              | 1969           | Chattanooga, TN    | US           |                        |                  | --                       | --      |

| Name                | Years      | Hometown        | Country      | All-SEC                | All-American     | Career Record |         |
|---------------------|------------|-----------------|--------------|------------------------|------------------|---------------|---------|
|                     |            |                 |              |                        |                  | Singles       | Doubles |
| Mark Dietrich       | 2002-2005  | Memphis, TN     | US           | 2003, 2005             |                  | 75-54         | 70-32   |
| Mike DiStefano      | 1983       | Oak Ridge, TN   | US           |                        |                  | 3-3           | 2-3     |
| Abrie duPlooy       | 1991       | --              | --           |                        |                  | 27-21         | 22-16   |
| Clayton Doulet      | 1973       | Knoxville, TN   | US           |                        |                  | 0-4           | 2-0     |
| Bobby Dow           | 1965-1968  | Cleveland, TN   | US           |                        |                  | --            | --      |
| Richard Dow         | 1964-1967  | Cleveland, TN   | US           |                        |                  | --            | --      |
| B.J. Downing        | 1963-1964  | --              | --           |                        |                  | --            | --      |
| Andrew Dromsky      | 2014-2015  | Martinez, GA    | US           |                        |                  | 34-48         | 68-38   |
| George Dubrava      | 2000       | --              | --           |                        |                  | 3-1           | 1-1     |
| Jody Dunlap         | 1958-1960  | --              | --           |                        |                  | --            | --      |
| Gary Dunn           | 1974-1977  | Nashville, TN   | US           | 1977                   |                  | 51-22         | 46-24   |
| Hugh DuPree         | 1958-1961  | --              | --           |                        |                  | --            | --      |
| <b>E</b>            |            |                 |              |                        |                  |               |         |
| Robert Earnest      | 1932, 1934 | --              | --           |                        |                  | --            | --      |
| George Edis         | 1952-1953  | --              | --           |                        |                  | --            | --      |
| Gunther Eichorn     | 1964       | --              | --           |                        |                  | --            | --      |
| Robert Eldridge     | 1985-1986  | Knoxville, TN   | US           |                        |                  | 0-2           | --      |
| <b>F</b>            |            |                 |              |                        |                  |               |         |
| Matteo Fago         | 2008-2011  | Ceprano         | Italy        | 2009                   |                  | 98-42         | 83-38   |
| Chris Fancutt       | 1985       | Brisbane        | Australia    |                        | 1979             | 0-1           | 0-1     |
| Michael Fancutt     | 1979-1983  | Brisbane        | Australia    |                        |                  | 52-32         | 56-28   |
| Phil Farrow         | 1954-1955  | --              | --           |                        |                  | --            | --      |
| Brandon Fickey      | 2012-2015  | Knoxville, TN   | US           |                        |                  | 54-55         | 51-41   |
| Ed Fisher           | 1954       | --              | --           |                        |                  | --            | --      |
| Marc Fishman        | 1984-1986  | Miami Beach, FL | US           |                        |                  | 29-19         | 43-25   |
| Paul Fitts          | 1933-1934  | --              | --           |                        |                  | --            | --      |
| William Fitts       | 1940-41    | --              | --           |                        |                  | --            | --      |
| Mark Fitzpatrick    | 1998-2002  | Melbourne       | Australia    |                        |                  | 57-35         | 25-17   |
| Doug Flach          | 1990       | St Louis, MO    | US           | 1990                   | 1990             | 21-23         | 15-3    |
| Julian Fleming      | 1932-1933  | --              | --           |                        |                  | --            | --      |
| Greg Floss          | 1969       | Miami Beach, FL | US           |                        |                  | --            | --      |
| Bernard Folie       | 1982-1983  | Gosselies       | Belgium      |                        |                  | 8-10          | 4-12    |
| Alex Forrest        | 1987       | Richmond, VA    | US           |                        |                  | --            | --      |
| Earle Freeman       | 1969-1971  | LaJolla, CA     | US           |                        |                  | --            | --      |
| John Fritts         | 1995-1998  | Knoxville, TN   | US           |                        |                  | 30-36         | 9-12    |
| <b>G</b>            |            |                 |              |                        |                  |               |         |
| Juan Gamboa         | 1997-1998  | Bogota          | Columbia     |                        |                  | 46-25         | 23-19   |
| Carlos Garcia       | 1983-1987  | Knoxville, TN   | US           |                        |                  | 7-6           | 22-20   |
| Mike Garcia         | 1994       | Lincoln, NE     | US           |                        |                  | 14-19         | 1-2     |
| Carl Gates          | 1942       | --              | --           |                        |                  | --            | --      |
| Gavin Gentry        | 1942-1952  | --              | --           |                        |                  | --            | --      |
| John Gholson        | 1930       | --              | --           |                        |                  | --            | --      |
| John Gibson         | 1988-1990  | Brisbane        | Australia    |                        |                  | 79-49         | 65-35   |
| John Gillespie      | 1976-1979  | Knoxville, TN   | US           |                        |                  | 21-49         | 40-32   |
| Searle Gillespie    | 1938-1940  | --              | --           |                        |                  | --            | --      |
| Simon Glaser        | 1969       | Huntington, WV  | US           |                        |                  | --            | --      |
| Tom Goles           | 1987       | Zagreb          | Yugoslavia   |                        |                  | 22-17         | 14-14   |
| Earl Grainger       | 1982-1986  | Johannesburg    | South Africa |                        |                  | 97-51         | 33-25   |
| Doug Graybeal       | 1963       | --              | --           |                        |                  | --            | --      |
| Chris Green         | 1985       | Orlando, FL     | US           |                        | 1984             | 26-11         | 27-10   |
| Ben Gregory         | 1930       | --              | --           |                        |                  | --            | --      |
| Joe Gulliano        | 1979-1981  | Phoenix, AZ     | US           |                        |                  | 4-4           | 7-12    |
| <b>H</b>            |            |                 |              |                        |                  |               |         |
| Martin Hackenberg   | 1974       | Bochum          | Germany      |                        |                  | 5-8           | 3-1     |
| Christopher Haggard | 1992-1993  | Port Shepstone  | South Africa | 1993                   | 1993             | 49-23         | 32-22   |
| Thomas Hagler       | 1941-1942  | --              | --           |                        |                  | --            | --      |
| Pete Hain           | 1955-1956  | --              | --           |                        |                  | --            | --      |
| Ted Hampton         | 1927       | --              | --           |                        |                  | --            | --      |
| Peter Handoyo       | 1999-2002  | Hilton Head, SC | Indonesia*   | 1999, 2000, 2001, 2002 | 1999, 2001, 2002 | 145-47        | 97-43   |
| Christian Hansen    | 2009       | Cologne         | Germany      |                        |                  | 19-17         | 6-13    |
| Bo Hardegree        | 2007       | Jackson, TN     | US           |                        |                  | 2-0           | 6-3     |
| Rodney Harmon       | 1980       | Richmond, VA    | US           | 1980                   | 1980             | 18-2          | 33-2    |
| James Hasson        | 1937       | --              | --           |                        |                  | --            | --      |
| Louis Haun          | 1961       | --              | --           |                        |                  | --            | --      |
| Marshall Hawkins    | 1948       | --              | --           |                        |                  | --            | --      |
| Wallace Hawkins     | 1947-1948  | --              | --           |                        |                  | --            | --      |
| Mark Henderson      | 2003       | New South Wales | Australia    |                        |                  | 22-19         | 12-13   |
| Chris Henry         | 1990-1993  | Maryville, TN   | US           |                        |                  | 15-18         | 2-8     |
| Kaden Hensel        | 2005-2008  | Mudgeeraba      | Australia    | 2007, 2008             | 2007, 2008       | 66-48         | 85-36   |
| Mark Herrington     | 1985-1986  | Memphis, TN     | US           | 1985, 1986             |                  | 74-46         | 73-29   |
| Jack Heslin         | 2016       | Auckland        | New Zealand  |                        |                  | 17-17         | 17-16   |
| Jimmy Hickman       | 1942       | --              | --           |                        |                  | --            | --      |

| Name                | Years      | Hometown            | Country      | All-SEC                | All-American     | Career Record |         |
|---------------------|------------|---------------------|--------------|------------------------|------------------|---------------|---------|
|                     |            |                     |              |                        |                  | Singles       | Doubles |
| Guy Higley          | 1927       | --                  | --           |                        |                  | --            | --      |
| Pete Hill           | 1969       | LaJolla, CA         | US           |                        |                  | --            | --      |
| Charles Hodges      | 1970-1971  | --                  | --           |                        |                  | 2-3           | 2-3     |
| Nelson Hodges       | 1934-1935  | --                  | --           |                        |                  | --            | --      |
| Pat Hogan           | 1953       | --                  | --           |                        |                  | --            | --      |
| William Householder | 1941-1942  | --                  | --           |                        |                  | --            | --      |
| Adam Hubble         | 2006-2007  | Melbourne           | Australia    |                        |                  | 26-15         | 36-19   |
| Dan Huber           | 1972-1975  | St. Louis, MO       | US           | 1973, 1975             |                  | 63-27         | 49-39   |
| Roy Huddleston      | 1957       | --                  | --           |                        |                  | --            | --      |
| Byron Hutchison     | 1941-1942  | --                  | --           |                        |                  | --            | --      |
| Dayton Hylton       | 1975-1977  | Knoxville, TN       | US           |                        |                  | 0-16          | 1-6     |
| Harry Hylton        | 1933, 1935 | --                  | --           |                        |                  | --            | --      |
| <b>I</b>            |            |                     |              |                        |                  |               |         |
| Roger Ilias         | 1997-1998  | Johannesburg        | South Africa |                        |                  | 28-45         | 21-37   |
| Sam Isbell          | 1977       | Knoxville, TN       | US           |                        |                  | 2-13          | 3-9     |
| <b>J</b>            |            |                     |              |                        |                  |               |         |
| Jack Jackson        | 1966-1967  | Tuscaloosa, AL      | US           | 1966                   |                  | --            | --      |
| Matt Jacobs         | 1998       | Oyster Bay, NY      | US           |                        |                  | 2-6           | 8-5     |
| Srdjan Jakovljevic  | 2016       | Novi Sad            | Serbia       |                        |                  | 13-10         | 9-6     |
| Floyd James         | 1927       | --                  | --           |                        |                  | --            | --      |
| Ylia Jelali         | 1994       | Paris               | France       |                        |                  | 0-1           | 1-1     |
| Dave Jensen         | 1969       | Indianapolis, IN    | US           |                        |                  | --            | --      |
| Tim Jessup          | 1989-1992  | Downers Grove, IL   | US           | 1990, 1991             | 1990, 1991       | 86-55         | 48-18   |
| George Jett         | 1941-1942  | --                  | --           |                        |                  | --            | --      |
| Clayton Johnson     | 1992-1994  | Pretoria            | South Africa |                        |                  | 60-45         | 48-36   |
| Edward Jones        | 2010-2013  | Carmarthen          | Wales        |                        |                  | 77-61         | 93-49   |
| Jess Jones          | 2015       | Warner Robins, GA   | US           |                        |                  | 11-13         | 3-2     |
| Mirko Jovanovic     | 1999       | --                  | --           |                        |                  | 1-4           | 5-3     |
| <b>K</b>            |            |                     |              |                        |                  |               |         |
| Sean Karl           | 2014       | Brentwood, TN       | US           |                        |                  | 5-7           | 1-3     |
| Steven Karl         | 2016       | Brentwood, TN       | IS           |                        |                  | --            | --      |
| Brice Karsh         | 1989-1990  | Thomasville, GA     | US           | 1991                   | 1990, 1991       | 92-37         | 46-19   |
| Markus Kerner       | 2014       | Viljandi            | Estonia      |                        |                  | 15-14         | 15-11   |
| David King          | 1979-1981  | Pittsburgh, PA      | US           |                        |                  | 0-0           | 4-4     |
| Andy Kohlberg       | 1978-1979  | Larchmont, NY       | US           | 1979                   | 1979             | 17-5          | 19-8    |
| John Kreis          | 1979       | Knoxville, TN       | US           |                        |                  | 2-3           | 2-3     |
| George Krisle       | 1936-1938  | --                  | --           |                        |                  | --            | --      |
| <b>L</b>            |            |                     |              |                        |                  |               |         |
| Chip Landreth       | 1972       | Orlando, FL         | US           |                        |                  | --            | --      |
| Roy Landreth        | 1971       | Orlando, FL         | US           |                        |                  | --            | --      |
| William Lang        | 2008       | Memphis, TN         | US           |                        |                  | 6-10          | 7-4     |
| Chris Laver         | 1976       | Manhattan Beach, CA | US           |                        |                  | 7-6           | 9-7     |
| Gary Lemon          | 1980-1981  | Los Angeles, CA     | US           |                        |                  | 20-19         | 17-14   |
| Tim Leos            | 1986-1989  | Tulsa, OK           | US           |                        |                  | 75-43         | 21-39   |
| Scott LeTellier     | 1971-1975  | Wauwatosa, WI       | US           |                        |                  | 51-17         | 40-24   |
| Brian Liberman      | 1976       | Johannesburg        | South Africa |                        |                  | 8-18          | 10-12   |
| Mikelis Libietis    | 2012-2015  | Priekuli            | Latvia       | 2012, 2013, 2014, 2015 | 2013, 2014, 2015 | 106-40        | 118-36  |
| Jason Lindeman      | 1989       | Melbourne           | Australia    |                        |                  | 1-2           | 2-2     |
| Jay Livingston      | 1964-1966  | --                  | --           |                        |                  | --            | --      |
| Halvern Logan       | 1982-1983  | Memphis, TN         | US           |                        |                  | 0-0           | 0-1     |
| Joey LoVullo        | 1992       | Buffalo, NY         | US           |                        |                  | 4-8           | 0-3     |
| <b>M</b>            |            |                     |              |                        |                  |               |         |
| Michael Maddox      | 2000-2002  | Knoxville, TN       | US           |                        |                  | --            | --      |
| Martijn Magendans   | 1994       | Delfijl             | Netherlands  |                        |                  | 51-17         | 46-26   |
| Chris Mahony        | 1993-1996  | Brisbane            | Australia    | 1994, 1996             | 1994, 1996       | 90-52         | 92-41   |
| Kenny Marcus        | 1966       | --                  | --           |                        |                  | --            | --      |
| Floyd Marshall      | 1936-1937  | --                  | --           |                        |                  | --            | --      |
| Rawl Martin         | 2003-2006  | Memphis, TN         | US           |                        |                  | 37-32         | 15-16   |
| Lee McAfee          | 1938-1939  | --                  | --           |                        |                  | --            | --      |
| Brian McAllister    | 1987-1988  | Bradenton, FL       | US           |                        |                  | 0-0           | 0-1     |
| John McCallie       | 1942       | --                  | --           |                        |                  | --            | --      |
| Theodore McCammon   | 1927-1928  | --                  | --           |                        |                  | --            | --      |
| Jason McCarthy      | 1988       | Brisbane            | Australia    |                        |                  | 3-6           | 6-8     |
| Bob McDearman       | 1955       | --                  | --           |                        |                  | --            | --      |
| Bill McGugin        | 1997       | Nashville, TN       | US           |                        |                  | 8-19          | 16-17   |
| Dan McGugin         | 1997       | Nashville, TN       | US           |                        |                  | 11-8          | 14-15   |
| Allyn McKeen        | 1927       | --                  | --           |                        |                  | --            | --      |
| Denis McKeown       | 1978-1979  | Numurkah            | Australia    | 1979                   |                  | 24-18         | 30-12   |
| Donald McLean       | 1942       | --                  | --           |                        |                  | --            | --      |
| Rob McMillin        | 1995-1996  | Knoxville, TN       | US           |                        |                  | 4-2           | 1-1     |
| Ted McMorrough      | 1968-69,71 | Hollywood, FL       | US           |                        |                  | 2-4           | 4-5     |

| Name                  | Years       | Hometown              | Country      | All-SEC          | All-American     | Career Record |         |
|-----------------------|-------------|-----------------------|--------------|------------------|------------------|---------------|---------|
|                       |             |                       |              |                  |                  | Singles       | Doubles |
| Bill Monan            | 1967-1970   | Coral Gables, FL      | US           |                  |                  | --            | --      |
| Pablo Montana         | 1993-1996   | Miami, FL             | US           | 1995, 1996       | 1994, 1995, 1996 | 95-49         | 95-36   |
| Bill Montgomery       | 1942        | --                    | --           |                  |                  | --            | --      |
| Rene Moos             | 1983        | Zwanenburg            | Belgium      |                  |                  | 28-22         | 29-15   |
| Tatum Moore           | 1985        | Dallas, TX            | US           |                  |                  | 0-0           | 1-1     |
| Charles Morgan        | 1927-1928   | --                    | --           |                  |                  | --            | --      |
| Wilson Morgan         | --          | --                    | --           |                  |                  | 11-10         | --      |
| Tommy Mozur           | 1967-1970   | Sweetwater, TN        | US           | 1967, 1968, 1970 | 1968, 1970       | --            | --      |
| Thomas Mozur          | 1993-1997   | Knoxville, TN         | US           |                  |                  | 37-59         | 37-35   |
| <b>N</b>              |             |                       |              |                  |                  |               |         |
| Peter Nagovnak        | 2012        | Kraubath              | Austria      |                  |                  | 7-8           | 9-11    |
| Jason Needham         | 1993        | Knoxville, TN         | US           |                  |                  | 3-9           | 12-17   |
| Lewis Neyland         | 1953-1954   | --                    | --           |                  |                  | --            | --      |
| Colton Norton         | 2011-14     | Jackson, TN           | US           |                  |                  | 6-23          | 6-6     |
| Paul Novacek          | 1971-75     | Malibu Beach, CA      | US           |                  |                  | 38-36         | 37-28   |
| Doug Novak            | 1990        | Brandon, SD           | US           |                  |                  | --            | --      |
| <b>O</b>              |             |                       |              |                  |                  |               |         |
| David Oakley          | 1959-1961   | --                    | --           |                  |                  | --            | --      |
| Carl Olsen            | 1962-1963   | --                    | --           |                  |                  | --            | --      |
| Jacob Olsen           | --          | --                    | --           |                  |                  | 4-5           | --      |
| Ockie Oosthuizen      | 2004-2005   | Bellville             | South Africa | 2005             | 2005             | 24-28         | 43-18   |
| Wade Orr              | 2001-2004   | Clarksville, TN       | US           |                  |                  | 62-57         | 51-28   |
| Charles Ozier         | 1954        | --                    | --           |                  |                  | --            | --      |
| <b>P</b>              |             |                       |              |                  |                  |               |         |
| Jason Parker          | 1993        | Mabelton, GA          | US           |                  |                  | 5-8           | 3-3     |
| Mark Parsons          | 1998-2001   | St. Johns             | Canada       | 1999, 2000, 2001 | 1999             | 120-68        | 73-54   |
| Taylor Patrick        | 2010-2013   | Knoxville, TN         | US           |                  |                  | 49-53         | 19-23   |
| Albert Perceful       | 1930, 32-33 | --                    | --           |                  |                  | --            | --      |
| Vincent Perna         | 2003        | New Rochelle, NY      | US           |                  |                  | 11-17         | 11-12   |
| Henrik Petersen       | 1987        | --                    | --           |                  |                  | 0-1           | 2-6     |
| Bob Pierce            | 1971-1974   | Pacific Palisades, CA | US           | 1971             |                  | 60-34         | 38-28   |
| Edward Pickett Jr.    | 1939        | --                    | --           |                  |                  | --            | --      |
| Ed Pickett (III)      | 1971-1974   | Birmingham, AL        | US           |                  |                  | 21-25         | 24-21   |
| Jim Pitkanen          | 1973        | --                    | --           |                  |                  | 0-1           | 5-0     |
| Mike Pittard          | 1985-1987   | Burlington, NC        | US           | 1988             |                  | 63-59         | 22-39   |
| Abrie de Plooy        | 1992        | Johannesburg          | South Africa |                  |                  | 0-0           | 7-9     |
| Paul Podbury          | 1998-2001   | Melbourne             | Australia    |                  |                  | 91-46         | 22-18   |
| Richard Preston       | 1964-1966   | --                    | --           |                  |                  | --            | --      |
| Christoph Pressmar    | 1995        | --                    | --           |                  |                  | 3-5           | 14-11   |
| Wayne Prichard        | 1969        | Knoxville, TN         | US           |                  |                  | --            | --      |
| Mei Purcell           | 1980        | Murray, KY            | US           | 1980             | 1980             | 17-3          | 33-2    |
| <b>R</b>              |             |                       |              |                  |                  |               |         |
| Christopher Racz      | 2007-2008   | Philadelphia, PA      | US           |                  |                  | 35-22         | 9-11    |
| Walter Randolph       | 1938        | --                    | --           |                  |                  | --            | --      |
| Mike Rapisarda        | 1977        | Cleveland, OH         | US           |                  |                  | 0-2           | 0-5     |
| Kaspar Rasmussen      | 1997-1998   | Klampenborg           | Denmark      |                  |                  | 41-24         | 17-23   |
| Simon Rea             | 2002-2004   | Auckland              | New Zealand  | 2002, 2003, 2004 | 2004             | 87-46         | 58-30   |
| Hunter Reese          | 2012-2015   | Kennesaw, GA          | US           | 2012, 2013, 2014 | 2013, 2014, 2015 | 90-51         | 117-37  |
| Tate Roberts          | --          | --                    | --           |                  |                  | 3-15          | --      |
| John Robertson        | 1969        | Knoxville, TN         | US           |                  |                  | --            | --      |
| Jim Robinson          | 1953        | --                    | --           |                  |                  | --            | --      |
| Paul Robinson         | 1992        | London                | England      |                  |                  | 8-13          | 8-6     |
| Ben Rogers            | 2004-2007   | Kingsport, TN         | US           | 2005             | 2005             | 49-42         | 79-42   |
| Tom Rogers            | 1975        | Kingsport, TN         | US           |                  |                  | --            | --      |
| Sam Rogers            | 1936        | --                    | --           |                  |                  | --            | --      |
| Warnell Rogers        | 1947-1948   | --                    | --           |                  |                  | --            | --      |
| Joe Royal             | 1964-1965   | --                    | --           |                  |                  | --            | --      |
| Lee Ruch              | 1967        | Oak Ridge, TN         | US           |                  |                  | --            | --      |
| Bob Rule              | 1959        | --                    | --           |                  |                  | --            | --      |
| <b>S</b>              |             |                       |              |                  |                  |               |         |
| Alan Salmon           | 1969        | Knoxville, TN         | US           |                  |                  | --            | --      |
| Davey Sandgren        | 2006-2010   | Gallatin, TN          | US           | 2007, 2010       | 2009, 2010       | 84-71         | 118-54  |
| Tennys Sandgren       | 2010-2011   | Gallatin, TN          | US           | 2010, 2011       | 2011             | 60-12         | 31-8    |
| Bartosz Sawicki       | 2014-2015   | Ponzan                | Poland       |                  |                  | 22-15         | 8-13    |
| Leonhardt Scheuermann | 1967-1969   | Knoxville, TN         | US           |                  |                  | --            | --      |
| Jack Schipanski       | 2015-2016   | Adelaide              | Australia    |                  |                  | 23-38         | 41-17   |
| Lenny Schloss         | 1966-1967   | Baltimore, MD         | US           | 1966             | 1967             | --            | --      |
| Shane Scrutton        | 1992        | Victoria              | Australia    |                  |                  | 8-12          | 0-0     |
| Jim Seals             | 1976-1978   | Knoxville, TN         | US           |                  |                  | 8-12          | 3-13    |
| Charles Sienknecht    | 1935-1936   | --                    | --           |                  |                  | --            | --      |

| Name                      | Years     | Hometown          | Country      | All-SEC                | All-American           | Career Record |         |
|---------------------------|-----------|-------------------|--------------|------------------------|------------------------|---------------|---------|
|                           |           |                   |              |                        |                        | Singles       | Doubles |
| Fabio Silberberg          | 1989-1990 | Sao Paulo         | Brazil       |                        |                        | 81-32         | 43-16   |
| Mike Silver               | 1976      | Pikesville, MD    | US           |                        |                        | 5-10          | 7-8     |
| John Simone               | 1991      | --                | --           |                        |                        | 1-4           | 2-2     |
| Herbert Slatery           | 1938-1940 | --                | --           |                        |                        | --            | --      |
| Igor Smelyanski           | 2015-2016 | Beer Yaaqov       | Israel       |                        |                        | 31-22         | 34-14   |
| John-Patrick (J.P.) Smith | 2008-2011 | Townsville        | Australia    | 2008, 2009, 2010, 2011 | 2008, 2009, 2010, 2011 | 152-44        | 146-38  |
| Nathan Smith              | 1948-1950 | --                | --           |                        |                        | --            | --      |
| Todd Smith                | 1990      | Johnson City, TN  | US           |                        |                        | 11-14         | 1-2     |
| Robbie Sorbello           | 1996      | --                | --           |                        |                        | 1-2           | 0-3     |
| Damien Spizzo             | 2003-2004 | Victoria          | Australia    | 2004                   | 2004                   | 7-15          | 19-5    |
| C.R. Stanberry            | 1935      | --                | --           |                        |                        | --            | --      |
| Derek Stephens            | 2006-2007 | Matthews, NC      | US           |                        |                        | 37-14         | 7-12    |
| Max Stevens               | 2009-2010 | Dallas            | Texas        |                        |                        | 12-10         | 12-5    |
| Robert Stock              | 1966-1967 | Grundy Center, IA | US           |                        |                        | --            | --      |
| Timo Stodder              | 2016      | Berlin            | Germany      |                        |                        | 15-11         | 14-8    |
| James Stokely             | 1933      | --                | --           |                        |                        | --            | --      |
| John Stratford            | 1969      | Ogden, UT         | US           |                        |                        | --            | --      |
| Bryan Swartz              | 2009-2012 | Sarasota, FL      | US           |                        |                        | 32-31         | 26-37   |
| Chuck Swayne              | 1987      | LaCrosse, WI      | US           |                        |                        | 27-15         | 1-8     |
| <b>T</b>                  |           |                   |              |                        |                        |               |         |
| Byron Talbot              | 1985-1987 | Johannesburg      | South Africa | 1985, 1986, 1987, 1988 | 1986, 1987, 1988       | 161-55        | 131-36  |
| Charlie Tarver            | 1951-1952 | --                | --           |                        |                        | --            | --      |
| Kiril Tcherveniachki      | 2004-2007 | Auckland          | New Zealand  |                        |                        | 63-54         | 26-25   |
| Jim Terry                 | 1956      | --                | --           |                        |                        | --            | --      |
| Kyle Testerman            | 1954-1956 | --                | --           |                        |                        | --            | --      |
| Mike Thaler               | 1969      | Sandusky, OH      | US           |                        |                        | --            | --      |
| Willem Thomas             | 1996      | The Hague         | Netherlands  |                        |                        | 7-4           | 4-4     |
| Johnny Thornton           | 2004-2007 | Chattanooga, TN   | US           |                        |                        | 15-28         | 12-18   |
| Mario Toledo              | 2001-02   | Delray Beach, FL  | US           | 2002                   | 2002                   | 52-20         | 36-26   |
| Bud Toomey                | 1954      | --                | --           |                        |                        | --            | --      |
| Preston Toulantios        | 2016      | Birmingham, AL    | US           |                        |                        | 20-17         | 19-14   |
| Peter Tragauer            | 1990      | Vienna            | Austria      |                        |                        | 13-6          | 3-0     |
| Matt Turner               | 2000-2001 | Brisbane          | Australia    |                        |                        | 12-8          | 4-2     |
| Jeremy Tweedt             | 2008-2009 | Paris             | France       |                        |                        | 32-22         | 22-23   |
| <b>V</b>                  |           |                   |              |                        |                        |               |         |
| Luis Valero               | 2015-2016 | Cali              | Colombia     | 2016                   |                        | 38-35         | 40-22   |
| Louis Van Huysteen        | 1997      | Johannesburg      | South Africa |                        |                        | 7-9           | 5-7     |
| Robert Van Malder         | 1971-1974 | Brussels          | Belgium      | 1971, 1972             |                        | 54-18         | 48-15   |
| Paul Van Min              | 1972-1975 | Voorburg          | Holland      | 1972, 1973, 1974, 1975 |                        | 72-21         | 44-33   |
| William Vestal            | 1937      | --                | --           |                        |                        | --            | --      |
| Eric Voges                | 1982-1985 | Chattanooga, TN   | US           |                        |                        | 53-31         | 26-28   |
| <b>W</b>                  |           |                   |              |                        |                        |               |         |
| Jim Ward                  | 1968-1970 | Tuscaloosa, AL    | US           | 1969, 1970             |                        | --            | --      |
| Charles Warden            | 1953      | --                | --           |                        |                        | --            | --      |
| Jeff Waters               | 1981      | Chattanooga, TN   | US           |                        |                        | 12-8          | 14-6    |
| Mitchell Watson           | 1955      | --                | --           |                        |                        | --            | --      |
| Jack Watson               | 1957      | --                | --           |                        |                        | --            | --      |
| Mark Way                  | 1996-1999 | Altonville        | Australia    |                        |                        | 52-57         | 59-47   |
| Fred Weidman              | 1942      | --                | --           |                        |                        | --            | --      |
| Lynn Westergaard          | 1956-1958 | --                | --           |                        |                        | --            | --      |
| Brian Williams            | 1981      | New Castle        | Australia    |                        |                        | 15-5          | 10-8    |
| Christopher Williams      | 2009-2010 | Knoxville, TN     | US           |                        |                        | 2-3           | 1-3     |
| Malcolm Williams          | 1958-1960 | --                | --           |                        |                        | --            | --      |
| Rhyne Williams            | 2010-2011 | Knoxville, TN     | US           | 2010, 2011             | 2010, 2011             | 83-17         | 66-14   |
| Morgan Wilson             | 2005      | Brisbane          | Australia    |                        |                        | --            | --      |
| Chris Woodruff            | 1992-1993 | Knoxville, TN     | US           | 1992, 1993             | 1992, 1993             | 81-16         | 29-20   |
| Rusty Woy                 | 1986-1987 | Shelby, NC        | US           |                        |                        | --            | 3-1     |
| <b>Y</b>                  |           |                   |              |                        |                        |               |         |
| Sebastian Yllera          | 2013      | Rio Negro         | Argentina    |                        |                        | 4-2           | 2-1     |



# VOLS ON THE ATP TOUR

**THIRTEEN VOLS** (and counting) have reached the top 100 in the ATP World Tour Rankings in either or both singles and doubles. 2011 SEC Athlete of the Year **John-Patrick Smith** is the latest addition to the list, entering the ATP doubles top 100 in 2013.

## TENNESSEE'S ATP TOP 100

### SINGLES (5)

| Name           | Career High Rank |
|----------------|------------------|
| Paul Annacone  | 12               |
| Mel Purcell    | 21               |
| Chris Woodruff | 29               |
| Mike DePalmer  | 32               |
| Rodney Harmon  | 56               |

### DOUBLES (12)

| Name                        | Career High Rank |
|-----------------------------|------------------|
| Paul Annacone               | 3                |
| Mike DePalmer Jr.           | 4                |
| Chris Haggard               | 16               |
| Byron Talbot                | 20               |
| Andy Kohlberg               | 26               |
| Shelby Cannon               | 27               |
| Michael Fancutt             | 36               |
| Tracy DeLatte               | 39               |
| Mel Purcell                 | 47               |
| John-Patrick Smith (active) | 68               |
| Chris Woodruff              | 73               |
| Doug Flach                  | 73               |

### SINGLES & DOUBLES (4)

| Name           | Career High Rank |
|----------------|------------------|
| Paul Annacone  | 12/3             |
| Mel Purcell    | 21/47            |
| Chris Woodruff | 29/73            |
| Mike DePalmer  | 32/4             |

## ATP TOP 100 BIOS

### PAUL ANNAcone

**VOLUNTEER 1982-84**

**Highest Singles Ranking:** No. 12

**Highest Doubles Ranking:** No. 3

**Singles Titles:** 3

1985 Brisbane; 1985 Los Angeles; 1989 Vienna

**Singles Finalist:** 3

**Doubles Titles:** 14

1984 Sydney; 1985 Australian Open; 1985 San Francisco; 1985 Atlanta; 1985 Delray Beach; 1987 Tokyo Outdoor; 1987 Chicago; 1987 Key Biscayne; 1988 Paris Indoor; 1989 Philadelphia; 1989 Memphis; 1990 Canada Masters; 1993 Beijing; 1993 Atlanta.

**Doubles Finalist:** 16

### AFTER THE TOUR

- Coached a pair of world No. 1 players: 17-time Grand Slam champion Roger Federer and 14-time Grand Slam champion Pete Sampras. He coached Sampras from 1995-2001 and in 2002, during which time Sampras won 33 singles titles, eight Grand Slams and was a year-end No. 1-ranked player in the world four times.
- Served as USTA's managing director of USTA High-Performance from 2001-2003.
- Head coach of Great Britain's Lawn Tennis Association from 2006-2010.

### SHELBY CANNON

**VOLUNTEER 1985-88**

**Highest Doubles Ranking:** No. 27

**Doubles Titles:** 3

1990 Sao Paulo; 1992 Genova; 1993 Barcelona

**Doubles Finalist:** 6

**Mixed Doubles Titles:** 1

1989 U.S. Open

### TRACY DELATTE

**VOLUNTEER 1975-78**

**Highest Doubles Ranking:** No. 39

**Doubles Titles:** 3

1982 Forest Hills WCT; 1983 Forest Hills WCT; 1984 Johannesburg.

**Doubles Finalist:** 6

### MIKE DEPALMER JR.

**VOLUNTEER 1981-82**

**Highest Singles Ranking:** No. 32

**Highest Doubles Ranking:** No. 4

**Singles Finalist:** 1

**Doubles Titles:** 6

1985 Vienna; 1985 Livingston; 1986 Johannesburg;

1986 Hong Kong; 1986 Tokyo Indoor; 1989 Florence

**Doubles Finalist:** 6

### AFTER THE TOUR

- Returned to Bollettieri Tennis Academy and spent four years as director of the elite junior program.
- Practice partner for six-time Grand Slam winner Boris Becker, then became Becker's full-time coach in 1995.

### MICHAEL FANCUtt

**VOLUNTEER 1979-81, 83**

**Highest Doubles Ranking:** No. 36

**Doubles Titles:** 1

1987 St. Vincent

**Doubles Finalist:** 2

### DOUG FLACH

**VOLUNTEER 1990**

**Highest Singles Ranking:** No. 108

**Highest Doubles Ranking:** No. 73

**Doubles Titles:** 2

1993 Beijing; 1998 Newport

**Doubles Finalist:** 4

### CHRIS HAGGARD

**VOLUNTEER 1992-93**

**Highest Doubles Ranking:** No. 16

**Doubles Titles:** 6

1999 Kitzbuhel; 2002 Tokyo; 2002 Amersfoort; 2003

Adelaide; 2004 Washington; 2006 Memphis

**Doubles Finalist:** 12

### RODNEY HARMON

**VOLUNTEER 1980**

**Highest Singles Ranking:** No. 56

**Doubles Finalist:** 1

### ANDY KOHLBERG

**VOLUNTEER 1978-79**

**Highest Doubles Ranking:** No. 26

**Doubles Title:** 1

1986 Atlanta

**Doubles Finalist:** 3

### MEL PURCELL

**VOLUNTEER 1980**

**Highest Singles Ranking:** No. 21

**Highest Doubles Ranking:** No. 47

**Singles Titles:** 3

1981 Atlanta; 1981 Tampa; 1981 Tel Aviv.

**Singles Finalist:** 5

**Doubles Titles:** 4

1982 Munich; 1982 Delray Beach WCT; 1983 Vienna;

1987 Vienna.

**Doubles Finalist:** 4

### JOHN-PATRICK SMITH

**VOLUNTEER 2008-11**

**Highest Singles Ranking:** No. 108\* ACTIVE

**Highest Doubles Ranking:** No. 69\* ACTIVE

### BYRON TALBOT

**VOLUNTEER 1985-88**

**Highest Doubles Ranking:** No. 20

**Doubles Titles:** 7

1992 Stuttgart Indoor; 1992 Toulouse; 1995 Prague;

1996 Copenhagen; 1996 Kitzbuhel; 1996 Stuttgart

Outdoor; 1998 Nottingham.

**Doubles Finalist:** 6

### CHRIS WOODRUFF

**VOLUNTEER 1992-93**

**Highest Singles Ranking:** No. 29

**Highest Doubles Ranking:** No. 73

**Singles Titles:** 2

1997 Canada Masters; 1999 Newport

**Singles Finalist:** 2

**Doubles Finalist:** 3

## VOLS IN DAVIS CUP

Over the years, Tennessee has seen 10 former lettermen represent their respective home nations in the world's largest international tennis competition (a select few even played Davis Cup during their time at UT). Listed below is UT's all-time Davis Cup roster:

| Vol (Country)                   | Record | S   |     | D   |     | Years       |
|---------------------------------|--------|-----|-----|-----|-----|-------------|
|                                 |        | S   | D   | S   | D   |             |
| Paul Annacone United States     | 0-0    | 1-0 | 0-0 | 0-0 | 0-0 | 1986-87     |
| Mike DePalmer Jr. United States | 0-0    | 0-0 | 0-0 | 0-0 | 0-0 | 1985        |
| Chris Haggard South Africa      | 0-0    | 3-1 | 0-0 | 0-0 | 0-0 | 2003-04     |
| Peter Handoyo Indonesia         | 4-3    | 2-0 | 0-0 | 0-0 | 0-0 | 2001-03     |
| Markus Kerner Estonia           | 0-1    | 0-0 | 0-0 | 0-0 | 0-0 | 2013        |
| Mikelis Libietis Latvia         | 1-5    | 5-1 | 0-0 | 0-0 | 0-0 | 2011, 13-16 |
| Mark Parsons Canada             | 0-0    | 0-0 | 0-0 | 0-0 | 0-0 | 2001        |
| Simon Rea New Zealand           | 2-3    | 1-1 | 0-0 | 0-0 | 0-0 | 2004, 07    |
| Paul Van Min Netherlands        | 0-0    | 0-1 | 0-0 | 0-0 | 0-0 | 1979        |
| Chris Woodruff United States    | 1-1    | 0-1 | 0-0 | 0-0 | 0-0 | 2000        |

