

HISTORY

HISTORY OF TENNESSEE FOOTBALL

The Vols played their first football game in November 1891 -- and so began more than 100 years of football tradition.

Tennessee football is the story of the "greats"... the players, coaches, plays and fans, all of whom have helped build the program. From Gen. Robert R. Neyland to Phillip Fulmer, from Gene McEver to Bob Johnson, from Nathan Dougherty to Reggie White, from Dick Huffman to John Henderson.

The Vols' debut on the gridiron in that 1891 season was none too promising, as Sewanee defeated UT, 24-0, in a game played in the muck and mire in Chattanooga. It was also the only game on that year's schedule. The first win would come in 1892, a 25-0 decision at Maryville. The first home win would have to wait until 1893, as the Vols topped Maryville again, this time by a 32-0 count.

Neyland was born Feb. 17, 1892, in Greenville, Texas, and his influence on the Vol program would be felt from 1926 on, even through today.

THE FORMATIVE YEARS

A NEW STADIUM IS BUILT IN 1921

In those early years, from 1891-1912, football coaches came and went, frequently on a year-to-year basis. The Vols did not have a head coach until 1899, and had seven head coaches between that time and 1911.

The Vols won the 1914 Southern Intercollegiate Athletic Association championship under head coach Zora Clevenger, piling up 374 points to 37 for their opponents. It was also the first Vols squad to defeat Vanderbilt, doing so, 16-14, on Nov. 7. On Nov. 11, 1916, the first Homecoming game was held as the Vols defeated Vanderbilt, 10-6.

It was not until 1920, 29 years into the program's history, that the Vols won their 100th game, a 49-0 victory over Transylvania. The leading player of that time was Dougherty, an All-Southern selection in 1907 and 1908, and known to his teammates as "Big-Un."

Tennessee had played its home games on Wait Field at the corner of 15th Street and Cumberland Avenue, but moved into a new home in 1921.

Shields-Watkins Field was less than a mile away on 15th Street (now Phillip Fulmer Way) and was named for its benefactors, Knoxville banker and UT trustee William S. Shields and his wife, Alice Watkins-Shields. It opened that season with 3,200 seats, although it had been used for baseball the previous spring. No one knew that just over 80 years later, the stadium would hold more than 100,000 fans.

In 1922, the Vols wore orange jerseys for the first time (black shirts with orange and white piping being the previous color of choice), taking the color from the American Daisy that grew in profusion on The Hill north of the stadium.

ENTER BOB NEYLAND

A TRADITION IS BORN

In 1926, Neyland, then an ROTC instructor, Army captain and backfield coach the previous season, was named head coach and served through the end of the 1934 season when the Army beckoned him to Panama. Dougherty, dean of UT's College of Engineering and longtime faculty chairman of athletics, hired Neyland with the lone injunction: "Even the score with Vanderbilt; do something about our terrible standing in the series."

The Vols won the Southern Conference championship in 1927 with an 8-0-1 record and looked forward to the

On March 16, 1921, all UT classes were dismissed to guarantee a workforce large enough to put the field into shape for a March 19 baseball game.

1928 season. In that season, the Vols defeated heavily-favored Alabama, 15-13, in Tuscaloosa, as tailback Gene McEver, the "Bristol Blizzard" and one of the "Flaming Sophomores of 1928," took the opening kickoff 98 yards for a score.

Buddy Hackman did likewise a week later against Washington & Lee and the Vols express was off and running. Hackman and McEver became known as the "Touchdown Twins."

The beginning of the 1930s saw Tennessee play in its first bowl game, a 13-0 victory over New York University at Yankee Stadium in New York.

Vols lineman Herman Hickman, later a College Football Hall of Fame selection, had an outstanding game that afternoon, and Grantland Rice added Hickman to his All-American team on the basis of that performance.

Tennessee won the Southern Conference championship again in 1932 with a 9-0-1 record and joined the fledgling Southeastern Conference a year later. In 1934, Tennessee won its 200th game, defeating Mississippi, 27-0, in Knoxville on Oct. 13.

Over that time, Neyland and the Vols had assembled a 76-7-5 record, with undefeated streaks of 33 and 28 games along with a 30-game home winning streak.

NEYLAND RETURNS

SECOND OF THREE GREAT ERAS BEGINS

Bill Britton had taken Neyland's place in the 1935 season while Neyland was in the Canal Zone. Neyland returned home for the 1936 season and immediately began building another dynasty.

By 1938, he was ready. With another group of sensational sophomores leading the way, he began a three-year run in which the Vols won 30 consecutive regular-season games and visited the Orange, Rose and Sugar bowls.

The 1938 team ended with an 11-0 record, defeating Oklahoma in the 1939 Orange Bowl. The 1938 Vols were named national champions by Dunkel, Litkenhous, Boand, Houlgate and Poling. The 1939 team shut out 10 consecutive opponents. No collegiate team has since shut out an entire slate of opponents. The Vols brought home a check for $100,000 from the 1940 Rose Bowl.

In the 1939 Alabama game -- which found national radio commentators Ted Husing of CBS and Bill Stern of NBC at Shields-Watkins Field covering the game -- a sophomore tailback from Knoxville named Johnny Butler etched his name into Vols history with a 56-yard run against the Tide on which he went sideline to sideline for the score at the south end.

Neyland's record during this era was 43-7-3. The Vols still hold an NCAA record for holding opponents scoreless for 71 consecutive quarters (from the second quarter of the 1938 LSU game through the second quarter of the 1940 Alabama game) and pitched 17 consecutive shutouts. The 1940 Vols were voted national champions by Dunkel and Williamson.

After the 1940 season, however, Neyland was called back to the military as winds of war hovered over the world. He was gone until just before the 1946 season, leaving the Vol football program in the capable hands of John Barnhill, who later became head coach and athletics director at Arkansas.

Barnhill compiled a 32-5-2 record and led the Vols to the Sugar and Rose bowls. The Vols also played their first night game in 1944, a 13-0 victory at LSU.

Four Vol players did not return home from World War II. They were Bill Nowling, Rudy Klarer, Willis Tucker and Clyde "Ig" Fuson. They are memorialized in the southeast corner of Neyland Stadium's upper deck façade.

NEYLAND'S FINAL YEARS

A CONSENSUS NATIONAL CHAMPIONSHIP COMES TO KNOXVILLE

Neyland arrived home from World War II for the 1946 season and noted, "It will take us five years to put Tennessee back on top." Undaunted, the Vols immediately won the SEC championship and a bid to the Orange Bowl. The dominant player that season was tackle Dick Huffman, still remembered as one of the toughest Vols ever. He would lead the charge against Alabama quarterback Harry Gilmer in a 12-0 Vol win.

Critics argued that Neyland had lost his touch, particularly in view of 5-5 and 4-4-2 seasons in 1947 and 1948, respectively, and the assertion that his beloved single-wing offense had gone out of style.

In 1948, Tennessee won its 300th game, defeating Alabama, 21-6, on Homecoming afternoon.

By the end of the 1948 season, Neyland was ready for his final run as Vols' head man. It was just before the 1949 season that UT publicist Lindsey Nelson formed the initial Vol Radio Network.

After a 7-2-1 mark in 1949, led by another talented group of sophomores, the Vols kicked off the decade of the 1950s with an 11-1 season, marred only by a 7-0 loss at Mississippi State in the season's second week. The Vols, named national champions by Dunkel and DeVold, rolled through the season and upset Texas in the 1951 Cotton Bowl, sparked by a 75-yard run from tailback Hank Lauricella that Stern called one of the best he had ever seen.

Neyland's 1951 team came back and won the national championship with a 10-0 regular-season record. The contest with Alabama that season, a 27-13 Vols victory, was UT's first on a new invention called television. Lauricella, that season's Heisman Trophy runner-up, offensive guard John Michels and defensive tackle Doug Atkins later were named to the College Football Hall of Fame. Atkins, named also to the Pro Football Hall of Fame for his work at Cleveland, Chicago and New Orleans, became the first Vol enshrined in both. Atkins also was named SEC "Player of the Quarter Century" in 1976.

Tennessee finished with an 8-2-1 record in 1952, but the big story was Neyland stepping down as Vols head coach just before the Cotton Bowl game against Texas. The Vols lost that one, 16-0. Neyland's record for his third stint at Tennessee was 54-17-4, and his overall mark finished at 173-31-12.

In 1953, Smokey, a Bluetick Coonhound, became the Vols' official mascot by vote of the student crowd in a contest organized by the pep club. There have been Smokeys ever since then provided by the Brooks and Hudson families of Knoxville.

Harvey Robinson became the Vols' new head coach in 1953, serving through the 1954 season. Neyland once called dismissing Robinson after that 1954 season "the hardest thing I've ever had to do."

General Neyland with the Vols after the 1951 Cotton Bowl triumph over Texas.

BOWDEN WYATT RETURNS HOME

Bowden Wyatt, who had been head coach at Wyoming and Arkansas, returned to campus as Vols head coach in 1955, 17 years after playing on UT's 11-0 squad in 1938. He hit the jackpot in 1956, his second year, as the Vols won the SEC and earned a berth in the Sugar Bowl. Tennessee's 6-0 win over Georgia Tech that November, matching Neyland protegees Wyatt and Bobby Dodd at Atlanta's Grant Field, later was voted by the Associated Press as the second-greatest college football game ever.

Tailback Johnny Majors twice was SEC Player of the Year and an All-America selection and runner-up for the Heisman Trophy in 1956. He also was named to the College Football Hall of Fame as a player in 1987.

The Vols followed up the 1956 season with a 7-3 season in 1957 and played Bear Bryant's last Texas A&M team in the Gator Bowl, winning, 3-0, on the accurate toe of placekicker Sammy Burklow.

The Vols closed out the decade of the 1950s with two major upset victories in 1959, defeating No. 3 Auburn 3-0 in September and No. 1 LSU, 14-13, in November.

The 1960 season saw the Vols begin the decade with a 10-3 win over Auburn in Birmingham and a 20-7 triumph over Alabama in Knoxville.

The date was March 28, 1962, when Gen. Neyland died at the Oeschner Clinic in New Orleans. In his memory, the stadium was named "Neyland Stadium" and an academic scholarship fund started, both events happening at the Alabama game in October.

Wyatt's tenure as Vols coach ended after a 4-6 record in 1962, with assistant coach Jim McDonald taking the reins for the 1963 season. During that campaign, the first Neyland Stadium crowd of more than 50,000 saw the Vols play Georgia Tech.

Later that season, the Vols took their 400th victory, defeating Tulane, 26-0, in New Orleans. The times were changing as Vol fans would find out a year later.

DICKEY BRINGS THE T FORMATION

After the 1963 season, Doug Dickey, then a top assistant to Frank Broyles at Arkansas, became the Vols' head coach, bringing the "T" formation with him to Knoxville.

Not only did Dickey bring the "T" formation, but added the Power "T" to the player's helmets and saw that the end zones display a checkerboard design that debuted Oct. 10, 1964.

Dickey's first Tennessee team finished 4-5-1, but hopes were high as the Vols narrowly lost to Auburn and Alabama, tied LSU at Baton Rouge and upset favored Georgia Tech at Grant Field.

Middle guard Steve DeLong won the Outland Trophy and Dickey's staff recruited a freshman class that would help lead the Vols out of the wilderness. One of that year's recruits, wide receiver Richmond Flowers from Montgomery, Ala., was the first of a number of track-football athletes who brought a new dimension of speed to the Vol program.

In 1965, Dickey's second team finished 8-1-2 and earned a Bluebonnet Bowl bid, UT's first bowl game since 1957. The season's pivotal moment came in the aftermath of the Alabama game. The Vols had tied Alabama, 7-7, in Birmingham and spirits were high on the Knoxville campus. Line coach Charley Rash put a note in each of his linemen's mailbox that night after the game: "Play like that every week and you'll go undefeated."

Two days later, Rash, Bill Majors and Bob Jones were killed in an early morning car-train collision in west Knoxville. Nearly 40 years later, persons connected with the Vols program still praise the way Dickey handled the tragedy, pulling everybody together and keeping the team going.

One of the most memorable moments of that, or any other season, was the 37-34 "Rosebonnet Bowl" victory over UCLA at Memorial Stadium in Memphis, so named by Vols broadcaster George Mooney because of the postseason destinations of the two teams.

It was a classic offensive shootout that finally was settled when Vol quarterback Dewey Warren ambled around left end for the winning score and Bobby Petrella grabbed a last-ditch Bruins aerial.

Tennessee's 8-3 record in 1966, including an 18-12 Gator Bowl win over a Syracuse team that featured running backs Larry Csonka and Floyd Little, presaged what was to come in 1967.

The Vols lost their opener to UCLA, a night game at the Los Angeles Memorial Coliseum, but came back to win their remaining nine games and the SEC champion-

ship, earning an Orange Bowl date against Oklahoma. The Vols swept Alabama, Auburn, LSU and Mississippi, defeating the Tide for the first time since 1960 and the Rebels for the first time since 1958. UT finished No. 2 in the final polls and was selected as national champions by Litkenhous.

In the first game played on Tartan Turf against Vince Dooley's Georgia Bulldogs in 1968, Nashville's Lester McClain became Tennessee's first African-American to play in an SEC varsity football game.

The Vols rallied for a 17-17 tie that day in an exciting finish led by quarterback Bubba Wyche. Runner-up in the SEC in 1968, Tennessee won the crown again in 1969 with a 9-1 record and played in the Gator Bowl. Linebacker Steve Kiner (1967-69) was named to the College Football Hall of Fame in 1999.

After the 1969 season, Dickey moved to Florida as head coach and 28-year-old Bill Battle became the Vols' new head man. His first team finished 11-1 and he became the first Division I head coach to win 11 games in his first year.

Two seasons of 10-2 followed in 1971 and 1972. In that 1972 season, Condredge Holloway became a whirling dervish under center, a master of the broken field run. He ran over, under and even occasionally through opponents during his career, which saw him tabbed "The Artful Dodger."

In 1975, the Vols won their 500th game, defeating Kentucky, 17-13, in Lexington.

Battle resigned after the 1976 season and Johnny Majors, UT tailback of 1954-56 vintage, then head coach of the national champion Pittsburgh Panthers, answered the university's call, coming home as head coach for the 1977 season. "Follow me to Tennessee" was the rallying cry, and Vol fans couldn't wait for the 1977 opener against California.

JOHNNY MAJORS MARCHES HOME

Johnny Majors' early teams had no bigger victory than a 40-18 triumph over Notre Dame at Neyland Stadium in 1979, a season in which the Vols led eventual national champion Alabama, 17-0, in the second quarter at Legion Field. A 7-4 record was sufficient to earn a Bluebonnet Bowl bid.

A crowd of 95,288 saw the Vols and Georgia square off to begin the 1980 season in an expanded Neyland Stadium.

Georgia won, 16-15, on its way to a national championship, but the Vols did have their moments that year, taking a 42-0 win at Auburn and concluding the season with a 45-14 win over Kentucky and 51-13 win over Vanderbilt.

The 1981 Vols overcame early, seemingly devastating, losses at Georgia and Southern California to post an 8-4 record and receive a Garden State Bowl berth against Wisconsin. Slowly but surely, Big Orange fortunes were on an upswing.

With the 1982 World's Fair as a backdrop, Tennessee ended 11 years of frustration by defeating Alabama, 35-28, at Neyland Stadium. Mike Terry's interception cinched things and Vols fans counted the clock down on the first of four consecutive wins over Alabama. The game also would mark Bryant's final appearance at Neyland Stadium. He stepped down after the season and died in January.

Led by Reggie White, an absolute terror at defensive tackle, UT began an upsurge in fortunes in 1983, going 9-3 and winning the Florida Citrus Bowl. White would earn College Football Hall of Fame honors in 2002. Johnnie Jones had the game-winner against the Tide that year, motoring 66 yards to break a 34-34 tie.

In 1984, the Vols rallied from a 27-13 deficit in the fourth quarter to defeat Alabama, 28-27. In 1985, the Vols surprised everybody by defeating No. 1 Auburn, 38-20, and Alabama 16-14 on their way to an SEC crown, first since 1969, and a Sugar Bowl date with Miami.

Vol quarterback Tony Robinson, who had played brilliantly in a season-opening tie with UCLA and the win over Auburn, hurt a knee in the fourth quarter against Alabama and missed the rest of the season. Daryl Dickey, Doug's son, stepped into the breach and kept the Vols ship on course the rest of the way, including a 35-7 win over the Hurricanes that UT fans remember fondly to this day. The Louisiana Superdome was Big Orange Country South that Jan. 1, 1986, night.

The 1989 season saw an 11-1 record, an SEC championship and Cotton Bowl trip. The win over Arkansas in Dallas Jan. 1, 1990, was the Vols' 600th. The Vols were the most improved team in the country, coming from 5-6 in 1988 to 1989's 11-1.

The 1990s began with another SEC championship and trip to the Sugar Bowl.

The highlight of the 1991 season came in South Bend, Ind., at Notre Dame Stadium, when the Vols overcame a 31-7 deficit to somehow win 35-34. Vols placekicker John Becksvoort had dreamed of defeating the Irish with a field goal, but in this case, an extra point was plenty. Jeremy Lincoln blocked an Irish field goal attempt with his backside to preserve the win.

FULMER'S STORIED CAREER

Phillip Fulmer's remarkable coaching career includes reaching both the 50- and 75-victory milestones quicker than any other coach in Southeastern Conference history. In 1998, Fulmer guided Tennessee to its sixth national championship, with a 13-0 record and Tostitos Fiesta Bowl victory over Florida State.

In 2002, Fulmer notched his 100th career victory, and like many other milestones, the number of victories takes on an exceptional glow when held up to the light of gridiron history. Fulmer only needed 123 games to reach the century mark.

Fulmer was named head coach in November of 1992 to replace Johnny Majors. Fulmer's stewardship began with the Vols' trip to the Hall of Fame Bowl in Tampa. Quarterbacked by Heath Shuler, the Big Orange routed Boston College, 38-23. The victory, combined with three other triumphs in which Fulmer served as interim coach, gave the new mentor a 4-0 record heading into the 1993 campaign.

Vols gridiron success continued through Fulmer's first full season as head coach. The Vols went 10-2 in 1993, a year in which quarterback Shuler finished runner-up for the Heisman Trophy. Tennessee was rewarded with a trip to the Florida Citrus Bowl.

The 1994 season is remembered for one of the gut-



Former Head Coach Phillip Fulmer celebrates after winning the 1998 national title.

tiest comebacks ever staged by a Tennessee team. The Vols, whose first-string quarterback Jerry Colquitt was injured in the opening minutes of the first game, staggered to a 1-3 start but stuck together under Fulmer's direction and ended the season at 8-4, including a bowl victory. Peyton Manning earned a start in the Washington State game and was there for the duration, compiling an NCAA-best rercord of 39-5 as a starter.

UT closed the season by whipping Virginia Tech, 45-23, in the Gator Bowl and set the stage for a 1995 campaign that included a rousing victory at Alabama, six other SEC wins, an overall 11-1 record and an exciting 20-14 win over Ohio State in the Florida Citrus Bowl. The CNN-USA Today coaches poll ranked UT No. 2 in the nation after that bowl win.

The 1996 Vols gave the school its second straight top-10 ranking with a 10-2 record capped by a 48-28 victory over Northwestern in the Florida Citrus Bowl. Record crowds filed through the gates of the newly enlarged Neyland Stadium, with a collegiate attendance mark of 107,608 for the Sept. 21 game with Florida.

Also in 1996, John Michels was named to the College Football Hall of Fame.

The 1997 season tested the comeback quality of the Vols, who bounced back from a loss to Florida, won the rest of their games, including the SEC championship contest over Auburn, and then had an outside shot at a No. 1 ranking in the AP and coaches' final poll.

But, alas, a national championship wasn't yet to be. After hanging in gamely through the first half, Tennessee yielded to powerhouse Nebraska and suffered a 42-17 loss in the Orange Bowl at Miami.

But even that one-sided defeat couldn't diminish a season in which the Vols, behind the brilliant passing of Heisman runner-up and Maxwell Award winner Manning, won the Southeastern Conference championship after edging out Florida for the Eastern Division title.

As the 1998 season approached, Tennessee coaches were struck with the dimensions of the assignment that faced them: rebuild following the loss of the nation's best quarterback and one of the game's top defensive stars in Leonard Little.

Demonstrating the unpredictability of college football, Tennessee rolled undefeated through the 1998 regular season, defeated Mississippi State for the SEC championship and then faced Florida State in the first Bowl Championship Series matchup at Tempe, Ariz.

Tee Martin engineered a 23-16 victory over FSU in a title game that gave Tennessee the undisputed national championship and landed Phillip Fulmer deserved acclaim as national coach of the year.

The Vols found themselves in a tight crack at crunch time but showed the resourcefulness that allowed them to escape every trap. The leadership of Martin and the emergence of Travis Henry and Travis Stephens as replacements at tailback when Jamal Lewis was injured received justified recognition for their part in the championship campaign.

A defense led by the indefatigable All-America linebacker Al Wilson played magnificently at critical times, and placekicker Jeff Hall was Mr. Reliable against Syracuse and Florida.

Tennessee had a game-winning drive after an Arkansas turnover late in the fourth period to help save the undefeated season.

UT also scored 14 points on consecutive possessions in the fourth quarter of the SEC title game against Mississippi State to take a 24-14 victory.

The 1999 team was 9-3 and continued a win streak over Alabama that had reached seven through the 2002 season with a 21-7 win at Bryant-Denny Stadium in Tuscaloosa. It was the first time the Vols had played in Tuscaloosa since 1930.

The 1999 team also had a 38-14 win over Notre Dame on its resume en route to a Fiesta Bowl game with Nebraska.

As the decade of the 2000s opened, the Vols won their 700th game in the season opener against Southern Mississippi.

Casey Clausen became known as the "Comeback Kid," stepping in at quarterback in the Alabama game and leading the Vols through some close contests down the stretch to a Cotton Bowl game against Kansas State. Defensive tackle John Henderson won the Outland Trophy as the nation's best interior lineman and was an All-America selection, the first such award for the Vols since Steve DeLong won the award in 1964.

In 2001, Clausen led the Vols to comeback wins at Alabama, Notre Dame and Florida, and capped off an Eastern Division championship season by leading a 45-17 win over Michigan at the Florida Citrus Bowl in the first ever contest between the two tradition-laden programs.

Travis Stephens and Henderson were All-America selections. An overall mark of 11-2 made Fulmer part of 11-win teams as a player (1970), an assistant coach (1989) and head coach (1995, 1998 and 2001).

Fulmer reached another coaching milestone in 2002, when he guided UT to an 18-10 win in Columbia, S.C., marking his 100th head coaching victory.

The 2003 season saw the Vols win 10 games for the seventh time in Fulmer's coaching tenure. Highlights included a 51-43, five overtime, marathon win over Alabama in Tuscaloosa.

Two weeks later, the Vols won 10-6 over Miami at the Orange Bowl, snapping a 26-game home winning streak for the Hurricanes. A 6-2 SEC mark was good enough for a share of the SEC Eastern Division crown.

Tennessee also extended its streak of consecutive

seasons with a bowl appearance to 15, playing against Clemson in the Peach Bowl.

Dustin Colquitt, son of former Vol Craig Colquitt (1975-77), ended his junior season by being named an All-America punter, the first Vols kicker so honored since Ron Widby in 1966. Placekicker James Wilhoit was named a freshman All-America.

Doug Dickey was named to the College Football Hall of Fame in December 2003.

The 2004 season, which many fans believed could be a blueprint for disaster, evolved into an SEC Eastern Division championship.

In Atlanta for the title affair, the Vols had the misfortune of encountering for the second time an Auburn team that was one of the most powerful fielded by an SEC school in recent memory, falling 38-28.

That defeat left the Vols with a 9-3 record that they enhanced to 10-3 after pounding Texas A&M, 38-7, in the Cotton Bowl. The anticipated disaster alluded to above was predicated by an unsettled quarterback situation that eventually worked out nicely. Freshman Erik Ainge handled the lion's share of field general responsibilities.

When Ainge was injured at the end of the first half in the Notre Dame game, understudy Rick Clausen took over the rest of the way and was named MVP in the Cotton Bowl. Defensive tackle Jesse Mahelona, a junior college product, rose from virtual anonymity to nab All-America honors in his first year as a Vol. Victories over Florida, Georgia and Alabama were highlights of Phillip Fulmer's 12th full season as head coach.

Days before the Cotton Bowl triumph, Frank Emanuel, a bruising linebacker of the Doug Dickey era, was inducted into the National Football Foundation Hall of Fame.

After a 5-6 campaign in 2005, Tennessee gave its fan base cause for excitement with the beginning of a three-year Neyland Stadium renovation project.

Tennessee also retired the jerseys of three Vol greats during the 2005 season. Doug Atkins (91), Reggie White (92) and Peyton Manning (16) were honored by having their jerseys permanently displayed in Neyland Stadium.

In 2006, Tennessee gave the same honor to four Vols who died in service to their country during World War II. The jerseys of Clyde "Ig" Fuson (62), Rudy Klarer (49), Bill Nowling (32) and Willis Tucker (61) all were retired prior to the game against Air Force, giving UT a total of seven retired jerseys.

The 2006 team rebounded from a tough season the previous year to win nine games and earn a bid to the Outback Bowl in Tampa, Fla. The season opened with a return-to-form of sorts for the Big Orange as they dismantled ninth-ranked and highly-touted California at Neyland Stadium. The Vols climbed as high as No. 7 in the polls during a five-game win streak mid-season that included wins over Georgia, Alabama and South Carolina. The regular season concluded with wins over rivals Vanderbilt and Kentucky.

The 2007 season will be remembered by Vol fans for its hectic final stretch that saw Tennessee win three of its last five games by a field goal or less en route to securing the SEC East crown and a trip to the conference title game in Atlanta.

Tennessee took a lead into the fourth quarter of that game, but fell 21-14 to LSU. The Vols rebounded a month later with a New Year's Day Outback Bowl win over Wisconsin. The 2007 team finished 10-4, handing Fulmer his ninth 10-win campaign in 15 seasons at the helm in Knoxville. The SEC East title was his seventh in 15 years.

Those earning honors after the 2007 season included placekicker Daniel Lincoln (All-America) and safety Eric Berry (Freshman All-America).

Their spirits buoyed by a top 20 preseason national ranking, the Vols instead crashed to their second losing campaign in four years in 2008. Tennessee notched a victory over Kentucky in the closing game to close out a disappointing season with a 5-7 overall worksheet and a 3-5 slate in the Southeastern Conference.

The team's struggles took their toll, most notably the dismissal of Phillip Fulmer from his head coaching position after 16 years.

The brightest light in 2008 was safety Eric Berry. The Georgia native became the 33rd UT player, and the first since 1990, to claim consensus All-America honors.

CHANGING TIMES

Lane Kiffin took over the coaching reins for a brief stint in 2009 leading the Vols to a 7-6 overall record and a Chick-Fil-A bowl berth. Berry highlighted the season once again, garnering consensus All-America honors for the second straight season.

Derek Dooley was hired on January 15, 2010 as the school's 22nd head coach. Dooley led the Vols to a 15-21 record in three seasons before leaving the program late in the 2012 season. In his first season, he led Tennessee to an appearance in the 2010 Franklin American Mortgage Music City Bowl against North Carolina.

Ranked 23rd in the nation, Tennessee hosted Florida on Sept. 15, 2012 with ESPN's College Game Day on campus. At halftime of the sellout game Johnny Majors' number 45 jersey was retired.

Offensive coordinator Jim Chaney served as interim head coach for the 2012 season finale and led the Vols to a 37-17 victory over Kentucky.

Tennessee's state-of-the-art Anderson Training Center opened during 2012. The 145,000-square foot, all-purpose facility is one of the most modern and functional buildings of its kind.

HELLO BUTCH JONES

Director of Athletics Dave Hart introduced Butch Jones as the new head coach of the Vols on Dec. 7, 2012. Jones came to Knoxville after winning four conference championships in six years as the head man at Central Michigan and Cincinnati. Jones coached the Orange & White Game in front of 61,076 in his unofficial debut as the Vols coach at Neyland Stadium on April 20, 2013.

Jones led the Vols to the 800th win in program history in his first victory at the helm of the Orange & White on Aug. 31, 2013 with a 45-0 blanking of Austin Peay. The Vols knocked off #9 South Carolina on Oct. 19, 2013.

In his second season, Jones led the Vols their 50th bowl game in program history following the 2014 season. The Vols' biggest win of the season came at South Carolina, on Nov. 1, 2014, when Tennessee rallied from down 14 points with two minutes left in regulation to win 45-42 in overtime. Team 118 clinched bowl eligibility with a 24-17 win at Vanderbilt on Nov. 29, 2014. The Vols won their first bowl since 2008 with a 45-28 thumping of Iowa in the 2015 TaxSlayer Bowl.

NEYLAND STADIUM: HISTORY

A STADIUM IS BUILT

Shields-Watkins Field, sometimes known as Shields-Watkins Stadium, opened Sept. 24, 1921, as the Vols defeated Emory & Henry, 27-0. On opening day, the new stadium had 3,200 seats in 17 rows on the west side of the field.

Named for its benefactors, W.S. Shields and wife, Alice-Watkins Shields, the venue was known as Shields-Watkins Field until the stadium was named in honor of Gen. Robert R. Neyland in October 1962.

Efforts to build a playing field on campus started as early as 1912 when University Realty Company was formed and held an option on seven acres of land until the university could complete the purchase and develop a physical education-athletic field.

As of 1917, financing had not been completed and contributions were solicited. Checks averaging $10 were received and UT students pledged $2,000 in cash and 2,000 days of labor.

Work was done on the field, but the Vols continued play on Waite Field less than a mile to the north. With a debt of $22,453 hanging over the project in 1919, Shields, president of Knoxville City Bank and a UT trustee, promised to pay the debt if the university could raise the money to prepare and equip the field. Shields also bought two lots bordering the property on the west.

The trustees accepted the offer and voted to name the field in honor of the Shields. That was Nov. 22, 1919. On July 20, 1920, the trustees voted to build a permanent grandstand, at a total cost of $20,000.

All that was left to do was prepare the field. March 16, 1921, was designated as a "Campus Day," with classes being dismissed to guarantee a work force large enough to get the field ready for a baseball game three days later.

The field was finished by noon the next day and the baseball game against Cincinnati went on as scheduled.

FOUR ADDITIONS IN 13 YEARS

Capt. Neyland's success on the field led to four expansions between 1926 and 1938 as capacity grew from 3,200 to 31,390 with expansions on both the east and west sides and at the northwest corner in Section X.

An overflow crowd of 20,000 showed up for the 1936 game against Duke. The Blue Devils had things pretty much their way until Red Harp, the "Pineville Flash," returned a punt 70 yards for a score in the final seconds to give the Vols the win. In the 1937 game against Alabama, another overflow crowd saw the Vols lose a tight decision.

The east side expansion brought with it dorm rooms for 128 men, half of them athletes, a T-Club reception room and a practice room for the band under the stands.



Shields-Watkins Field in 1938

Shields-Watkins Field in 1948

A BIG EXPANSION IN 1948

The largest expansion of the stadium came in 1948 as veterans came marching home from World War II.

Returning to the Vol sidelines in 1946, Gen. Neyland said it would take five years for the Vols to be back on top. Almost immediately, the Vols won the SEC title that season and plans were drawn for a south end addition that included more dorm rooms, athletic department offices and a new dressing area for visiting teams.

When the Vols squared off against Alabama Oct. 16, 1948, for Homecoming, 48,000 fans were present in the expanded stadium. Another 52,000 showed up a few weeks later for the clash with North Carolina.

GROWTH OVER FOUR DECADES

The west side upper deck and new press box came in 1962, dedicated at the Alabama game. Gen. Neyland did not live to see the new addition, passing away in New Orleans March 28. Before his death, he received progress reports on the new addition and press box.

Tired of the Shields-Watkins Field press coop being consistently named one of the three worst in the country, he remarked to an aide: "We're going to have the best press box in the country, and I hope it improves the quality of writing done there."

Four expansions followed, first on the upper east side in 1968, then on the south upper deck in 1972 and 1976. In 1980, the stadium became a bowl, with the north end lower deck enclosing the field.

The last major expansion came in 1996, when the north end upper deck was finished and the stadium for the first time seated more than 100,000.

UNDER THE LIGHTS IN KNOXVILLE

The first south end upper deck expansion in 1972 also brought night football to the Home of the Vols. When Tennessee opened the home season that year against Penn State, the game debuted football under the lights. The Vols have played at night consistently ever since, enjoying a captivating atmosphere that intimidates the opposition and is unmatched throughout the country.

PRESS BOX/WEST SKY BOXES

The Neyland Stadium Press Box and Executive Suites officially opened for the Colorado State game Sept. 5, 1987, replacing the press box in operation since 1962. The press box was named for long-time trustee and Athletics Board member Col. Tom Elam of Union City, Sept. 18, 1992. Elam died March 9, 1998.

It had four levels, encompassing leased suites, box seating for official guests of the university and athletics department, and complete facilities for print and broadcast media. There are six elevators serving the facility, four serving the skyboxes and two serving the press area.

GOING BACK TO GRASS

In 1994, a natural Tifway Bermuda Grass field was reinstalled at Neyland Stadium to replace the artificial turf that served as the playing surface from 1968-93. The



Neyland Stadium in 1962

Neyland Stadium in 1972

new field was built to the United States Golf Association's golf-green construction specifications, and the grass is mowed to ¾ inch.

It takes 90 gallons of paint to complete the lines, centerfield "Power T" logo and the famous orange and white checkerboard end zones.

A FACELIFT FOR THE FUTURE

In the fall of 2004, athletics director Mike Hamilton unveiled a Master Plan to prepare Neyland Stadium for the next 75 years. The renovations were planned to be completed in five phases during the off-seasons to alleviate inconveniences to fans. One key goal of the plan was to find a way to fund the renovations without financially impacting the general fan.

The 2006 season marked the completion of the $26 million Phase I Master Plan renovations. This included extensive infrastructure work, the renovation of the north lower concourse, including concourse expansion, new restrooms and concession stands and the construction of the East Club. Phase I was funded entirely by gifts from the East Club and leadership donations to the project.

While the addition of the state-of-the-art East Club slightly reduced the stadium's overall capacity, it did keep the capacity at the imposing six-figure mark. The new official capacity of 102,038 kept Neyland as the fourth-largest college football facility in the country and the largest in the South.

For the 2007 season, fans enjoyed the unveiling of college football's largest LED display, located in the bowl of the stadium, along with permanent recognition of the football program's retired numbers and national championship teams. The natural-grass playing surface also was replanted before the season for the first time since its reinstallation in 1994. Perhaps not coincidentally, Tennessee posted a perfect 7-0 mark at home in 2007—marking the 36th season in which the mighty Vols went undefeated at Neyland Stadium.

The continuation of Phase II of the renovations continued in the offseason prior to the 2008 campaign. Those improvements included the renovation of the lower-west concourse, improvements to the team locker room, the construction of the Lauricella Center, a field-level lettermen's room, and the Stokely Family Media Center.

Phase III began after the 2008 season and the changes which were ready for 2009 were the renovation of the top level concourse of the west lower sideline, removal of the scissor ramps leading to the west upper deck, the addition of elevators and stairwells on the west side, improvements to the west tower sky boxes, renovation of the press box and broadcase center, as well as the construction of the West Club section.

Tennessee completed the Phase III construction prior to the 2010 season. Most noticeable was the new entrance plaza at Gate 21. The phase also included a new wrought iron and brick facade along the north and west exteriors of the stadium, as well as a statue of Gen. Neyland. The Tennessee Terrace in the west upper deck was also finished.

Neyland Stadium in 1980

Neyland Stadium in 1992

Neyland Stadium in 2010

NEYLAND STADIUM RENOVATIONS

UNDER CONSTRUCTION

A look at the major expansion and renovation projects at Neyland Stadium through the years. The field that once held 17 rows of bleachers and 3,200 spectators more than 90 years ago now seats 102,455 on Saturdays.

Year	Addition	Seating Capacity
1921	West Stands (17 rows, 3,200 seats)	**3,200**
1926	East Stands (17 rows, 3,600 seats)	**6,800**
1930	West Stands (42 rows, 11,060 seats)	**17,860**
1934	Section X (1,500 seats)	**19,360**
1938	East Stands (44 rows, 12,030 seats)	**31,390**
1948	South Stands (horseshoe, 15,000 seats)	**46,390**
1962	West Upper Deck (Press Box, 5,137 seats)	**51,527**
1966	North Stands (End Zone, 5,595 seats)	**57,122**
1968	East Upper Deck (7,307 seats)	**64,429**
1972	South Upper Deck (6,221 seats)	**70,650**
1976	Southeast Upper Deck (9,600 seats)	**79,250**
1980	North Stands (bowl 16,944, net gain 10,499 seats)	**89,749**
1987	West Executive Suites (42 suites, 1,361 seats)	**91,110**
1990	Student Seating Adjustment (792 seats)	**91,902**
1996	North Upper Deck (10,642 seats)	**102,544**
1997	ADA Seating Adjustment (310 seats)	**102,854**
2000	East Executive Suites (78 suites, 1,250 seats)	**104,079**

■ NEYLAND STADIUM MASTER PLAN RENOVATIONS

In November 2004, the Tennessee athletics department unveiled its master plan for Neyland Stadium to serve as a long-term solution for the issues currently facing the home of the Vols and to prepare the stadium for the next 75 years. The master plan was created in a phased approach. Each phase is independent to ensure that funding is available for each phase before it begins. There are additional phases still to be completed.

2006	Phase I: East-Side Club (425 seats)
2008	Phase II: West-Side Club (425 seats)/Press Box
2010	Phase III: West Side Terrace (1,800 seats)/Gate 21 Plaza

Current Capacity: 102,455

NEYLAND STADIUM NOTES

Stadium Attendance Record: 109,061
Sept. 18, 2004/Tennessee 30, Florida 28

■ NEYLAND FIRSTS

First Game as Shields-Watkins Field:
Sept. 24, 1921
Tennessee 27, Emory & Henry 0

Dedication Game as Neyland Stadium:
Oct. 20, 1962
Alabama 27, Tennessee 7

First Game on Artificial Turf:
Sept. 14, 1968
Tennessee 17, Georgia 17

Final Game on Artificial Turf:
Nov. 27, 1993
Tennessee 62, Vanderbilt 14

First Night Game:
Sept. 16, 1972
Tennessee 28, Penn State 21

First Game on Restored Grass (Tifway 419, Bermuda Hybrid):
Sept. 17, 1994
Florida 31, Tennessee 0

■ ALL ABOUT SUCCESS

Tennessee Success at Home:
In 94 seasons, the Vols are 449-121-17 at home, a winning percentage of .779.

Consecutive Home Wins:
30, beginning Dec. 8, 1928, with a 13-12 win against Florida and ending Oct. 21, 1933, with a 12-6 loss to Alabama.

Consecutive Home Games Without a Loss:
55, beginning Oct. 3, 1925, with a 51-0 victory against Emory & Henry, and ending Oct. 21, 1933 with a 12-6 loss to Alabama.

Consecutive Home Losses:
4, beginning Nov. 13, 1954, with a 14-0 loss to Florida and ending Oct. 8, 1955, with a 13-0 win against Chattanooga; beginning Sept. 10, 1988, with a 31-26 loss to Duke and ending Nov. 5, 1988, with a 10-7 win against Boston College.

Winning Seasons:
Tennessee has had 83 winning seasons in 94 years at Shields-Watkins Field, including 36 undefeated years at home. The last team to go undefeated at home was the 2007 squad, that finished 7-0 at Neyland Stadium.

LARGEST STADIUMS

Facility	Capacity	Facility	Capacity
1. Michigan Stadium Michigan	109,901	6. Tiger Stadium LSU	102,321
2. Beaver Stadium Penn State	107,282	7. Bryant-Denny Stadium Alabama	101,821
3. Ohio Stadium Ohio State	104,944	8. DKR-Texas Memorial Stadium Texas	100,119
4. Kyle Field Texas A&M	102,500	9. L.A. Memorial Coliseum Southern California	93,607
5. Neyland Stadium Tennessee	**102,455**	10. Sanford Stadium Georgia	92,746

THE MASTER PLAN

Completed prior to the the 2010 football season, the Neyland Stadium Master Plan included three phases of renovations designed to upgrade the facility both functionally and aesthetically.

Phase I, completed before the 2006 season, included the expansion of the lower-north concourse near Gate 21, the addition of the East Club and infrastructure improvements to the stadium.

Phase II began after the 2007 season and includes the renovation of the lower-west concourse, improvements to the team locker room, the construction of a field-level Lettermen's room and aesthetic changes around the field. including brick work.

Phase III occurred in two parts, with part one finished for the 2009 season and part two finished in time for the 2010 season. Part one includes renovations to both the upper level and lower level west concourses, additions of elevators to the west side, improvement of the press box and sky box suites on that side and construction of a west side club level.

Part two constructed a new plaza at Gate 21, finished the lower north councourse and added brick work to the exterior of the west side.

Phases IV and V will address the south and east sides of Neyland Stadium and are planned for future years.

ATTENDANCE RECORDS

NEYLAND STADIUM ATTENDANCE SINCE 1946

Year	Games	Record	Attendance	Average
1946	6	5-1	187,000	31,167
1947	5	4-1	145,000	29,000
1948	6	4-2-1	196,000	32,667
1949	6	4-2	182,000	30,333
1950	8	8-0	199,283	24,910
1951	6	6-0	143,768	23,961
1952	6	5-0-1	163,930	27,321
1953	6	4-2	128,440	21,406
1954	6	3-3	133,882	22,312
1955	6	3-2-1	149,940	24,990
1956	6	6-0	199,906	33,318
1957	5	4-1	175,404	35,081
1958	6	2-4	175,380	29,230
1959	6	4-2	215,510	35,918
1960	6	4-1-1	203,148	33,858
1961	6	5-1	199,265	33,211
1962	6	4-2	195,661	32,610
1963	6	3-3	180,846	30,141
1964	5	2-3	190,754	38,150
1965	6	5-0-1	251,708	41,951
1966	6	5-1	272,826	45,471
1967	5	5-0	268,443	53,689
1968	6	5-0-1	373,550	62,258
1969	5	5-0	293,479	58,696
1970	6	6-0	373,991	62,332
1971	7	6-1	420,511	60,073
1972	6	5-1	409,188	68,198
1973	6	5-1	417,818	69,636
1974	7	5-1-1	478,562	68,366
1975	7	5-2	507,677	72,525
1976	7	3-4	564,922	80,703
1977	7	4-3	582,979	83,283
1978	7	4-2-1	586,502	83,786
1979	6	5-1	512,139	85,357
1980	7	2-5	659,190	94,170
1981	6	6-0	558,996	93,166
1982	6	5-1	561,102	93,517
1983	7	4-3	659,059	94,151
1984	7	4-2-1	654,602	93,515
1985	7	5-0-2	658,690	94,099
1986	7	4-3	643,317	91,902
1987	7	6-0-1	650,753	92,965
1988	6	1-5	551,677	91,946
1989	7	7-0	657,419	93,917
1990	7	5-2	666,540	95,220
1991	6	6-0	578,389	96,398
1992	6	4-2	575,544	95,924
1993	7	7-0	667,280	95,326
1994	6	4-2	573,821	95,637
1995	7	7-0	662,857	94,694
1996	6	5-1	632,509	105,418
1997	6	6-0	639,227	106,538
1998	6	6-0	641,484	106,914
1999	7	7-0	747,870	106,839
2000	6	5-1	645,567	107,595
2001	6	5-1	641,059	106,843
2002	7	4-3	746,936	106,705
2003	7	6-1	735,269	105,038
2004	7	5-2	746,507	106,644
2005	6	3-3	645,558	107,593
2006	7	5-2	740,521	105,789
2007	7	7-0	727,426	103,918
2008	7	4-3	710,136	101,448
2009	8	6-2	793,760	99,220
2010	7	4-3	698,465	99,781
2011	8	5-3	757,136	94,642
2012	7	4-3	629,752	89,965
2013	7	4-3	669,087	95,584
2014	7	4-3	698,276	99,754
69 Years	**435**	**321-102-12**	**32,148,047**	**73,904**

■ LARGEST NEYLAND STADIUM GAME ATTENDANCE

1. Sept. 18, 2004	Florida	109,061
2. Sept. 16, 2000	Florida	108,768
3. Sept. 21, 2002	Florida	108,722
4. Sept. 5, 2004	UNLV	108,625
5. Sept. 29, 2001	LSU	108,472
6. Oct. 8, 2005	Georgia	108,470
7. Sept. 2, 2000	Southern Miss.	108,064
8. Sept. 27, 2003	South Carolina	107,881
9. Oct. 2, 2004	Auburn	107,828
10. Nov. 9, 2002	Miami (Fla.)	107,745

A Neyland Stadium-record crowd of 109,061 erupted along with the UT sideline when James Wilhoit nailed a 50-yard field goal to beat Florida in 2004.

TRADITIONS

PRIDE OF THE SOUTHLAND BAND

The University of Tennessee band was organized immediately after the Civil War when the school reopened. Since then, the enrollment in the band program has grown to more than 400 students (in all bands) from all colleges of the University.

The 300-member "Pride of the Southland" Band appears at all home football games and most out-of-town games before more than 850,000 spectators plus millions more on television.

With the exception of 2013, the Pride of the Southland has represented the state of Tennessee for each Presidential Inauguration since 1965. The band has also made more than 40 bowl appearances, includingthe Sugar Bowl, Astro Bluebonnet Bowl, Citrus Bowl, Gator Bowl, Hall of Fame Bowl, Garden State Bowl, Sun Bowl, Liberty Bowl, Peach Bowl, Fiesta Bowl, Cotton Bowl, Orange Bowl, and the Rose Bowl.

When the UT Marching Band takes the field, the crowd reaction truly indicates that it is not only the Pride of Tennesseans, but the "Pride of the Southland."

THE VOL WALK

Head coach Johnny Majors and his team performed the first "Vol Walk" into Neyland Stadium before the Alabama game on Oct. 20, 1990. They marched from Gibbs Hall down Yale Avenue (now Peyton Manning Pass) and Stadium Drive (now Phillip Fulmer Way) into Neyland Stadium about two hours before kickoff.

In 1989, the team walked unofficially to the games from Bill Gibbs Dormitory. That phenomenon caught on with fans. However, the first publicized and announced Vol Walk did not take place until the Alabama game in 1990.

Twenty years later, the Vols have maintained the tradition of greeting fans as they make their way to the locker rooms and prepare for the game.

THE POWER T

The famed letter "T" debuted on Tennessee's helmets in 1964 as Doug Dickey assumed the coaching reins. Johnny Majors had the 'T' slightly redesigned when he was named head coach in 1977.

Dickey also brought another Tennessee tradition to life when he started the Vols running through a giant "T' formed by the band. The tradition began on Sept. 18, 1965, versus Army.

THE SIGN

The wooden sign carved in the shape of the state of Tennessee inscribed with the words "I will give my all for Tennessee today" has been in the Vols' locker room at home and on the road since Bill Battle's coaching tenure in 1970.

NEYLAND'S MAXIMS

1. The team that makes the fewest mistakes will win.
2. Play for and make the breaks and when one comes your way -- SCORE.
3. If at first the game or the breaks go against you, don't let up -- put on more steam.
4. Protect our kickers, our QB, our lead and our ball game.
5. Ball, oskie, cover, block, cut and slice, pursue and gang tackle -- for this is the WINNING EDGE.
6. Press the kicking game. Here is where the breaks are made.
7. Carry the fight to our opponent and keep it there for 60 minutes.

THE CHECKERBOARD

The unique design accompanied coach Doug Dickey's arrival in 1964 when the Vols played Boston College on Oct. 10. The colorful and popular end zones were a part of Tennessee football until 1968 when the natural sod was dug out and artificial turf was put in its place. The tradition was reinstated with the new artificial turf in 1989 and has continued with the transformation to natural grass in 1994. The checkerboard end zones also now appear at Thompson-Boling Arena.

ORANGE & WHITE

The colors Orange and White were selected by Charles Moore, a member of the first football team in 1891, and later were approved by a vote of the student body. The colors were those of the common American daisy which grew in profusion on The Hill. Tennessee players did not appear in the now-famous Orange jerseys until the season opening game in 1922. Coach M.B. Banks' Vols won that game over Emory and Henry by a score of 50-0.

ROCKY TOP

Felice and Boudleaux Bryant's "Rocky Top," — written in 10 minutes at the Gatlinburg Inn in 1967 — has captured the fancy of Vol fans everywhere and is a much-requested and much-played song at UT sporting events. First performed as part of a halftime country music show at the 1972 Tennessee-Alabama game, the song attracted so much attention and is so beloved that long-time UT band director WJ Julian said that not playing it would cause a mutiny among Vol fans.

It's been described as "simplistic and clever," with five basic chords and title being repeated 19 times. Yet opposing coaches have mentioned the influence and impact of "Rocky Top" on their teams and their game preparations.

There have been more than 100 renditions of "Rocky Top" by individuals, country groups, bluegrass and even East Tennessee rock groups. "Rocky Top" was adopted as an official song of the state of Tennessee by Chapter 545 of the Public Acts of 1982.

VOL NAVY

Former Vol broadcaster George Mooney found a quicker way to get to Neyland Stadium in 1962 other than fighting the Knoxville traffic. Mooney navigated his little runabout down the Tennessee River to the stadium and spawned what would later become the "Vol Navy." Tennessee and Washington are the only institutions with football stadiums adjacent to bodies of water.

THE SMOKEYS

Smokey	(1953-1954)
Smokey II	(1955-1964)
Smokey III	(1965-1977)
Smokey IV	(1978-1979)
Smokey V	(1980-1983)
Smokey VI	(1984-1991)
Smokey VII	(1992-1994)
Smokey VIII	(1995-2003)
Smokey IX	(2004-2012)
Smokey X	(2013-)



SMOKEY

After a student poll sponsored by the Pep Club revealed a desire to select a live mascot for the University, the Pep Club held a contest in 1953 to select a coonhound, a native breed of the state, as the mascot. Announcements of the contest in local newspapers read, "This can't be an ordinary hound. He must be a "Houn' Dog" in the best sense of the word."

The late Rev. Bill Brooks enetered his prize-winning blue tick coonhound, "Brooks' Blue Smokey," in the contest. At halftime of the Mississippi State game that season, the dogs were lined up on the old cheerleaders' ramp at Shields-Watkins Field. Each dog was introduced over the loudspeaker and the student body cheered for their favorite, with "Blue Smokey" being the last hound introduced. When his name was called, he barked. the students cheered and Smokey threw his head back and barked again. This kept going until the stadium was in an uproar and UT had found its mascot. Rev. Brooks supplied UT with the line of canines until his death in 1986 when his wife, Mildred, took over the caretaking role. She did so until 1994, when her brother and sister-in-law, Earl and Martha Hudson of Knoxville, took over responsibility for Smokey VII and eventually Smokey VIII, with Smokey IX carried the banner from 2004-12. Mrs. Brooks died in July 1997.

One of the most beloved figures in the state, Smokey is famous for leading the Vols out of the giant "T" prior to each home game. The dogs have led exciting lives. Smokey II was dognapped by Kentucky students in 1955 and later survived a confrontation with the Baylor Bear at the 1957 Sugar Bowl. Smokey VI, who suffered heat exhaustion in the 140-degree temperatures at the 1991 UCLA game, was listed on the Vols injury report until he returned later in the season. Smokey III complied a 105-39-5 record and two SEC Championships. Smokey VI, who passed away in 1991, was on the sidelines for three SEC Championships. Smokey VIII is the winningest Smokey, having compiled a record of 91-22 (.805), with two SEC titles and the 1998 National Championship.

Smokey X was introduced at Homecoming 2012 and began his duties in 2013.

■ WHAT IS A VOLUNTEER?

Not your run of the mill school nickname, the proud legacy of the Volunteer calls Tennessee student-athletes to compete at an elevated standard when the stakes are highest. A Volunteer is the bravest breed of human from the boldest nation on Earth, fiercely proud to call Tennessee home whether the battle lies within its borders or in a land far away.

THE FIRST VOLUNTEERS

In the aftermath of the Declaration of Independence, Americans were determined to create a nation that was free of the evils that had required them to resort to revolution. Among these was the fear of a large standing army. Such a force could be used to impose the will of an evil monarch and was therefore a threat to individual liberties. Instead, they would rely upon a volunteer army, citizen soldiers who would be called into service at times of crisis to serve their country.

When the people who would later be known as Tennesseans were first asked to volunteer for such an army, they had been living along the upper tributaries of the Tennessee River, near modern day Elizabethton. The call went out for volunteers to gather at Sycamore Shoals in September 1780 and march across the Smoky Mountains to meet this British threat. When finally assembled, the volunteers totaled almost 1,000 men, virtually the entire fighting force of the settlements. These "Overmountain Men" defeated the British at King's Mountain to turn the tide of the war in favor of the fledgling nation.

The tradition of the Tennessee Volunteer was thus already initiated when, in the War of 1812, the nation once again went to war. As they had done over 30 years before, Tennesseans responded enthusiastically. Instead of the 3,500 troops requested, 25,000 Tennesseans joined, participating in battles from the Canadian border to the Gulf of Mexico.

OLD HICKORY

ANDREW JACKSON

Earlier in the War of 1812 the British torched Washington. The Tennessee Volunteers made sure New Orleans would suffer no such fate. Under future President Andrew "Old Hickory" Jackson at the Battle of New Orleans, Tennessee Volunteers took part in the greatest victory of the war when they helped to defeat an army of crack British regulars. Facing more than twice their number, the Tennessee Volunteers joined a New Orleans militia, a group of former Haitian slaves fighting as free men and a band of outlaws headed by the notorious pirate Jean Lafitte. Thanks in no small part to the deadly Volunteer riflemen of Tennessee, the U.S. took a lopsided victory where more than 2,000 British were killed or wounded compared to eight killed and 13 wounded on the American side.

Jacob Hartsell, a captain in the 2nd East Tennessee militia, was among the Tennesseans who took part in the battle. He was so inspired by his fellow Tennesseans that he wrote a heroic poem in their honor. Entitled "The Brave Volunteer," this poetic journal entry is the earliest known written reference to Tennesseans as Volunteers.

VOLUNTEERS AT THE ALAMO

DAVY CROCKETT

Two decades later, Tennesseans advanced their reputation as volunteers when, unsolicited, several hundred made the journey south to assist the Texans in their war for independence from Mexico. The best known of these was David Crockett. His already legendary status was only enhanced by his dramatic death at the Alamo in 1836.

But before the Alamo fell, 33 Tennesseans, the largest number of defenders provided by any state — nearly four times as many as from Texas — kept Mexican General Santa Anna's overwhelming army at bay for 13 days against unbelievable odds. On March 6, 1836, the brave Tennessee Volunteers and the other Alamo defenders were overrun and breathed their last.

However, the crucial days the Volunteers slowed down the Mexican army gave another Tennessean, Sam Houston, enough time to gallop through Texas raising an army to defend what would become the Lone Star State. This army defeated Santa Anna in no small part because of the contributions of Tennessee's Volunteers. There can be no doubt Texas owes a great debt of gratitude for its statehood to the fierce men from Tennessee.

TENNESSEE... THE VOLUNTEER STATE

But Tennessee's status as the "Volunteer State" was solidified 10 years later when the United States War Department called for volunteers in the War with Mexico. Moving quickly to meet their allotted quota of 2,800 recruits, state officials were overwhelmed by 30,000 volunteers.

It was during the Spanish-American War that the students of the University of Tennessee began to lay official claim to the Volunteer nickname for themselves. In 1897, the student yearbook was christened, The Volunteer.

In 1902, the Atlanta Constitution used the term "Volunteers" to describe the football team when recounting a game between UT and Georgia Tech. However, the university sports teams continued to operate without an official nickname until 1905. In March of that year an article in the Knoxville Journal announced a nickname had been chosen.

"One of the admirers of the old school has suggested 'the Volunteers'," the newspaper reported. In classic understatement the report concludes, "The name sounds good, and it is likely that it will stick."

THE VOLUNTEER SPIRIT

There have been other men who symbolized the indomitable Tennessee Volunteer spirit on and off the field of battle. One of the most famous proved to be Alvin York in World War I. York was drafted and nearly single-handedly captured 132 Germans, took out about 35 machine guns which had been decimating his battalion and killed no fewer than 25 of the enemy, according to officers' reports. Indeed, Marshall Ferdinand Foch said of York's heroism, "What you did was the greatest thing accomplished by any private soldier of all the armies of Europe."

Humbly, the reluctant hero returned home to Tennessee as the toast of the nation. Yet York wasn't interested in celebrity or cashing in on his fame, saying, "This uniform ain't for sale."

Tennessee Volunteers took part in every theater of World War II, whether helping secure the deadly beaches of Normandy to working in their own backyard in Oak Ridge on The Manhattan Project and the atomic bomb that brought an end to war in the Pacific.

Not every Volunteer story was forged in wartime. Part of the Volunteer legend deals with self-sacrifice for the good of others. Take Tennessee train engineer Casey Jones, for instance. Steaming full-bore in the early morning in Vaughan, Miss., in 1900, Jones saw boxcars in the distance on the tracks in front of him. When it became apparent the passenger train he was driving was destined for a catastrophic collision, Jones was faced with a desperate choice — he could jump out of the engine and save his life before the crash or he could stay in the engine and try to slow the train enough to save more passengers' lives. After ordering his fireman to jump from the racing locomotive and save himself, Jones died that day saving dozens of lives in an amazing display of self-sacrifice. But his story and heroism live in the ballad devoted to the Tennessean who saved so many lives that day in his casket of splintered wood and twisted steel.

The legend of the Tennessee Volunteer also applies to great minds who create items of great cultural value in interesting ways. The first constitution ever written by white men in America was drafted in 1772 by the Watauga Association near present day Elizabethton. Take the example of the Cherokee silversmith Sequoyah, the only known man in the history of the world to single-handedly create an alphabet, the first written language for a Native American people.

Similarly, Tennessean Alex Haley became one of America's most famous authors after recounting the experience of African-Americans in his highly-acclaimed "Roots." Haley chose to make his home in Norris, just a short drive from the University of Tennessee.

Every time since the nation's birth to this very day, when the U.S. needs an extraordinary effort to brush back the dark curtain of hopelessness, the Tennessee Volunteers are called. The bravery, heroism, wisdom and ferocity of the Volunteers place them on a pedestal of great American legends.

— by Nathan Kirkham
Rockwood, Tenn.


1997
EASTERN DIVISION
FOOTBALL CHAMPION
UNIVERSITY OF FLORIDA
UNIVERSITY OF GEORGIA
UNIVERSITY OF KENTUCKY
UNIVERSITY OF SOUTH CAROLINA
UNIVERSITY OF TENNESSEE
VANDERBILT UNIVERSITY
WESTERN
UNIVERSITY OF ALABAMA
UNIVERSITY OF ARKANSAS
AUBURN UNIVERSITY
LOUISIANA STATE UNIVERSITY
UNIVERSITY OF TENNESSEE
VANDERBILT UNIVERSITY
UNIVERSITY OF TENNESSEE
1997 CHAMPIONS

HONORS

COLLEGE FOOTBALL HALL OF FAME

Twenty-four Vols have been inducted into the National Football Foundation and College Hall of Fame. Among them are 19 players, four coaches including two men who were inducted as both players and coaches, Bobby Dodd and Bowden Wyatt. Johnny Majors, who coached the Vols from 1977-92, is in the Hall for his prowess as a tailback.

Coach Phillip Fulmer became the most recent member of the Tennessee football family to gain the highest honor in college football with his election in May 2012.

A 25th former Vol is also in the Hall. Joe Steffy, who excelled at Army in the 1940's, lettered as a freshman at Tennessee in 1944 before transferring to West Point.

JOE STEFFY

UT MEMBERS IN THE HALL

Year	Name	Position	Yrs. Played
1954	Gene McEver	Halfback	1928-29, 31
1955	Beattie Feathers	Back	1931-33
1956	Robert R. Neyland	Coach	1926-34, 36-40 46-52
1959	Herman Hickman	Guard	1929-31
	Bobby Dodd	Quarterback	1928-30
1961	Bob Suffridge	Guard	1938-40
1967	Nathan Dougherty	Tackle	1906-09
1969	George Cafego	Quarterback	1938-39
1972	Bowden Wyatt	End	1936-38
1981	Hank Lauricella	Tailback	1949-51
1985	Doug Atkins	Tackle	1950-52
1987	Johnny Majors	Tailback	1954-56
1989	Bob Johnson	Center	1965-67
1990	Ed Molinski	Guard	1938-40
1993	Steve DeLong	Guard	1962-64
	Bobby Dodd	Coach at Georgia Tech	
1996	John Michels	Guard	1950-52
1997	Bowden Wyatt	Coach	1955-62
1999	Steve Kiner	Linebacker	1967-69
2002	Reggie White	Def. Tackle	1980-83
2003	Doug Dickey	Coach	1964-69
2004	Frank Emanuel	Linebacker	1963-65
2006	Chip Kell	Guard	1968-70
2012	Phillip Fulmer	Coach	1992-08

TENNESSEE IN THE COLLEGE FOOTBALL HALL OF FAME

■ STUDENT-ATHLETES

GENE McEVER

HALFBACK • ELECTED 1954
BRISTOL, VA.

Full name: Eugene Tucker McEver ... Tennessee's first All-America selection (1929) ... NCAA scoring champion in 1929 with 130 points ... All-Southern selection 1928-29, 31 ... 98-yard kickoff return to open the 1928 Alabama game brought Tennessee national prominence as Vols upset Crimson Tide 15-13 ... Born: September 15, 1908 ... Died: July 12, 1985.

BEATTIE FEATHERS

HALFBACK • ELECTED 1955
BRISTOL, VA.

Full name: William Beattie Feathers ... All-America selection and SEC MVP in 1933 ... All-Southern selection in 1932 ... Had memorable punting duel with Alabama's John Cain in the rain at Birmingham in 7-3 Vol win in 1932 ... Holds NFL record for yards per carry (9.9 in 1934) ... Had a 65-yard punt return in Vols' 13-0 win over NYU in 1931 Charity Bowl ... Born: August 20, 1909 ... Died: March 10, 1979.

HERMAN HICKMAN

GUARD • ELECTED 1959
JOHNSON CITY

Full name: Herman Michael Hickman Jr. ... Helped push UT into national prominence with performance in 1931 Charity Bowl game, earning All-America honors ... Assistant coach at Army under Red Blaik and became first non-Yale alumnus to coach at New Haven ... Writer on first staff of Sports Illustrated ... Wrestled under the name "Tennessee Terror." ... Born: October 1, 1911 ... Died: April 25, 1958.

BOBBY DODD

QUARTERBACK
ELECTED 1959 (PLAYER)
ELECTED 1993 (COACH)
KINGSPORT

Full name: Robert Lee Dodd ... Part of "Hack, Mack and Dodd" backfield ... Compiled a record of 27-1-2 during his time on the Hill ... All-America selection in 1930 ... Named to Citizens Savings Athletic Hall of Fame ... Coached at Georgia Tech from 1947-66 ... Georgia Tech Stadium named Bobby Dodd Stadium at Grant Field ... Born: November 11, 1908 ... Died: June 21, 1988.

BOB SUFFRIDGE

GUARD • ELECTED 1961
KNOXVILLE

Full name: Robert Lee Suffridge ... Tennessee's only three-time All-America selection ... Played on Tennessee teams which went 31-2 from 1938-40 ... Won Knute Rockne Memorial Trophy in 1940 as nation's most outstanding collegiate lineman ... Selected to All-Time All-SEC Team (1933-82) ... Born: March 16, 1916 ... Died: March 3, 1974.

NATHAN DOUGHERTY

GUARD • ELECTED 1967
SCOTT CO., VA.

Full name: Nathan Washington Dougherty ... All-Southern selection in 1907 and 1908 ... All-Time FWAA Southeast Area All-Time Team (1869-1919) ... Dean of College of Engineering and Chairman of UT Athletics Board ... Responsible for hiring Gen. Neyland as head football coach ... Born: March 23, 1886 ... Died: May 18, 1977.

GEORGE CAFEGO

TAILBACK • ELECTED 1969
SCARBRO, W. VA.

Full name: George Cafego ... All-America and All-SEC selection in 1938-39 ... Seventh in 1938 Heisman balloting and fourth in 1939 ... SEC Player of the Year in 1938 ... Coached backfield and kickers at Tennessee from 1955-63, coached scout and B squad 1964-73 and kickers 1974-84 ... Nicknamed "Bad News" ... Born: August 30, 1915 ... Died: February 9, 1998.

BOWDEN WYATT

END
ELECTED 1972 (PLAYER)
KINGSTON

Full name: C. Bowden Wyatt ... Captain and leader of 1938 Tennessee team that went 11-0 with Orange Bowl victory over Oklahoma ... All-America and All-SEC selection in 1938 ... Kicked extra points and field goals as well as duties at defensive end ... Spurned chance at Hollywood riches to pursue coaching career ... Born: November 3, 1917 ... Died: January 21, 1969.

HANK LAURICELLA

TAILBACK • ELECTED 1981
HARAHAN, LA.

Full name: Francis Edward Lauricella ... All-America in 1951 and All-SEC in 1950-51 ... Second in 1951 Heisman vote ... Had memorable 75-yard run in 1951 Cotton Bowl game against Texas to set up Vols' first score ... One of three New Orleans natives to earn All-America honors at Tennessee ... Elected to Louisiana State House and Senate ... Born: October 9, 1930 ... Died: March 25, 2014 in New Orleans.



DOUG ATKINS

END • ELECTED 1985
HUMBOLDT

Full name: Douglas Leon Atkins ... All-America selection in 1952 and All-SEC in 1951-52 ... Played professionally at Cleveland, Chicago and New Orleans ... Only Vol player in both the College and Professional Hall of Fame ... FWAA SEC Player of the Quarter Century (1950-74) ...Selected to All-Time All-SEC Team (1933-82) ... Born: May 8, 1930.

JOHNNY MAJORS

TAILBACK • ELECTED 1987
HUNTLAND

Full name: John Terrill Majors ... Two-time SEC Player of the Year (1955-56) ... All-America 1956 and All-SEC 1955-56 ... Runner-up in 1956 Heisman Trophy race ... Head coach at Iowa, Pittsburgh, Tennessee and Pittsburgh, winning 1976 national championship ... Nicknamed "Drum" ... Born: May 21, 1935 ... Currently resides in Knoxville.

BOB JOHNSON

CENTER • ELECTED 1989
CLEVELAND

Full name: Robert Douglas Johnson ... One of most awarded Vols ever ... 1966-67 All-America and Academic All-America in 1967... Captain of 1967 team ... Won National Football Foundation Post-graduate Scholarship in 1967 ... No. 1 draft choice of Cincinnati Bengals in 1968 ... Named to SEC Quarter Century team in 1974 ... Born: August 19, 1946 ... Resides in Cincinnati.

ED MOLINSKI

GUARD • ELECTED 1990
MASSILLON, OHIO

Full name: Edward Michael Molinski ... All-America in 1939-40 as outstanding two-way player ... All-SEC in 1939... Part of Vol defense which held 10 regular-season opponents scoreless in 1939 ... Became prominent physician in Memphis after graduation and served as team doctor for Mississippi State and Memphis State ... Born: August 20, 1917 ... Died: June 26, 1986.

STEVE DeLONG

MIDDLE GUARD • ELECTED 1993
NORFOLK, VA.

Full name: Stephen Cyril DeLong ... Two-time All-America (1963-64) ... Captain of 1964 team and won Outland Trophy as nation's outstanding interior lineman ... Dominated middle and led critical goal-line stand in 1964 LSU-Tennessee game ... Son, Keith, was All-America linebacker and team captain in 1988 ... Born: July 3, 1943 ... Died Aug. 18, 2010.



JOHN MICHELS

OFFENSIVE GUARD • ELECTED 1996
PHILADELPHIA, PA.

Full name: John J. Michels ... All-America linebacker in 1952 and an All-SEC selection in 1951 and 1952 ... Played on teams which compiled a 27-4-1 record ... Could pull or straight ahead block with the best in Tennessee history ... Coached Minnesota Vikings for 27 years and was in four Super Bowls ... Born: February 15, 1931 ... Currently resides in Gatlinburg.

STEVE KINER

LINEBACKER • ELECTED 1999
TAMPA, FLA.

Full name: Steven Albert Kiner ... A two-time All-America and All-SEC selection (1968-69) and named SEC "Sophomore of the Year" in 1967 ... Doug Dickey once said that he was faster than most of the running backs he played against ... Bear Bryant said he was "the best in this league since Lee Roy Jordan played for us" ... Born: June 12, 1947 ... Currently resides in Carrollton, Ga.

REGGIE WHITE

DEFENSIVE END • ELECTED 2002
CHATTANOOGA

Full name: Reginald Howard White ... Nicknamed the "The Minister of Defense" because he was an ordained minister ... 1983 All-America and Lombardi Award finalist ... School record 32 career sacks from 1980-83 ... Retired as the NFL's all-time sack leader with 198 ...Named to the NFL's All-Decade Teams of the 1980 and 1990s, the 75th Anniversary Team ... Voted first-team All-Pro 10 times... Born: Dec. 19, 1961 .... Died: Dec. 26, 2004

FRANK EMANUEL

LINEBACKER • ELECTED 2004
NEWPORT NEWS, VA.

Full name: Thomas Franklin Emanuel ... Earned consensus All-America and First Team All-SEC honors in 1965 ... Helped Tennessee's defense set the school record for points allowed in a season with 98 in 1965 ... Also a member of the Tennessee Sports Hall of Fame and the Athletic Hall of Fame of the Lower Peninsula of Virginia ... Born: December 4, 1942 .... Currently resides in Tampa, Fla.



CHIP KELL

GUARD • ELECTED 2006
DECATUR, GA.

Full name: Curtis Cliff Kell ... Two-time first team All-America selection and three-time All-SEC pick ... Two-time winner of the Jacobs Blocking Trophy ... 1970 Lombardi Award finalist ... Led Vols to 1969 SEC title and a 11-1 record in 1970 ... UT went 28-5-1 in his three seasons ... Played professionally in Canadian Football League ... Born: March 10, 1949 .... Currently resides in Cohutta, Ga.

COACHES

GENERAL ROBERT R. NEYLAND

HEAD COACH
ELECTED 1956
GREENVILLE, TEXAS

Full name: Robert Reese Neyland ... Had three successful tenures as head coach at Tennessee, 1926-34, 1936-40 and 1946-52 ... SEC Coach of the Year 1936, 1938, 1950 and 1951 ... Teams won national championships in 1938, 1940, 1950 and 1951 ... Career record was 173-31-12 ... Won Southern Conference titles in 1927 and 1932 and SEC titles in 1938, 1939, 1940, 1946 and 1951 ... Teams had 112 shutouts in 216 games ... Teams were characterized by efficient single-wing offense and unyielding defense ... Born: Feb. 17, 1892 ... Died: March 28, 1962.

BOWDEN WYATT

HEAD COACH
AT WYOMING (1947-52);
AT ARKANSAS (1953-54);
AT TENNESSEE (1955-62)
ELECTED 1997 (COACH)
KINGSTON

Full name: C. Bowden Wyatt ... Won conference titles in three leagues, Skyline (Wyoming), Southwest (Arkansas) and SEC (Tennessee) ... 1956 National and SEC Coach of the Year ... Patterned coaching career after Gen. Neyland ... Earned absolute loyalty from his players ... Gave coin from 1938 game to 1955 captain Jim Beutel on his arrival back at Tennessee ... Had overall coaching record of 99-56-5, 49-29-4 at Tennessee ... Born: November 3, 1917 ... Died: January 21, 1969.

DOUG DICKEY

HEAD COACH
AT TENNESSEE (1964-69)
AT FLORIDA (1970-78)
ELECTED 2003
VERMILLION, SOUTH DAKOTA

Full name: Douglas A. Dickey ... Won national championship in 1967 and two SEC crowns in 1967 and 1969 ... SEC Coach of the Year in 1965 and 67 ... Finished with a record of 46-15-4 in six seasons at UT ...Compiled a career 58-43-2 mark at Florida ... 19 players earned All-America status under his tutelage ... Served as UT's athletic director from 1985-2003 ... 2001 recipient of the Robert R. Neyland Trophy ... Born: June 24, 1932 ... Currently resides in Jacksonville, Fla.

PHILLIP FULMER

HEAD COACH
AT TENNESSEE (1992-2008)
ELECTED 2012
WINCHESTER

Full name: Phillip Fulmer ... Led the Vols to the first-ever BCS National Championship after the 1998 season, finishing with a perfect 13-0 record with a 23-16 victory over Florida State in the Fiesta Bowl ... Compiled a 152-52 career record at the helm of the Orange & White for a .744 win percentage ... Led Vols to a 45-5 record from 1995-98 ... His teams finished in the AP Top 25 in 13 of 17 seasons and appeared in 15 bowl games ... Born: Sept. 1, 1950 ... Currently resides in Knoxville.

GENERAL ROBERT R. NEYLAND

The history and tradition of Tennessee football began under the tutelage of Gen. Robert Reese Neyland, a member of the College Football Hall of Fame. Neyland came to Tennessee as an ROTC instructor and backfield coach in 1925 and was named head football coach in 1926. From that date, Tennessee was in the college football business to stay.

Neyland's 1939 Vol team was the last to shut out each of its regular season opponents. Over the course of his career, 112 of his 216 opponents failed to score against his Tennessee teams. Tennessee still holds an NCAA record for holding opponents scoreless 71 consecutive quarters.

Neyland's teams won Southern Conference Championships in 1927 and 1932, piling up undefeated streaks of 33 and 28 games along the way, and SEC Championships in 1938, 1939, 1940, 1946 and 1951. In addition Neyland-coached teams won four national championships. The Vols were consensus national champions in 1951, won the Dunkel, Litkenhous, Boand, Houlgate and Poling National Championships in 1938, the Dunkel and Williamson crowns in 1940 and the DeVold and Dunkel crowns in 1950.

It was Gene McEver who kicked off the Neyland era with his 98-yard return of the opening kickoff in the 1928 Alabama game, a game the underdog Vols won, 15-13. Each of his succeeding eras would be highlighted by similar big plays: Johnny Butler's 56-yard run against Alabama in 1939 and Lauricella's 75-yard run against Texas in the 1951 Cotton Bowl.

Neyland's 21-year record at Tennessee was 173 wins, 31 losses and 12 ties.

Neyland, who came to Tennessee as an Army captain and left as a brigadier general, brought one of the most efficient single-wing offenses in the country to go with an unyielding defense. He was brought to the head coaching position by Dean Nathan Dougherty with a simple injunction: "Do something about the series with Vanderbilt."

After Neyland's death in 1962, the University established the Robert R. Neyland Scholarship, academic scholarships awarded to non-athletes, many of whom are National Merit Scholars. The endowment for these scholarships now exceeds $1.5 million and 124 students have been the beneficiary of the awards.

The thoroughfare behind the stadium's South end, once called the river road, is now named Neyland Drive. More recently, the Vol football complex on campus was named for Neyland and Knoxville businessman B. Ray Thompson.

IS IT NEE-LAND OR NAY-LAND?

There has been continuing controversy over the pronunciation of the name N-E-Y-L-A-N-D. Here's the true story.

Charles Brakebill, former UT Vice President for Development, was a part of the Neyland Scholarship program when it started after Gen. Neyland's death.

That's when Brakebill said he learned a lesson about the Neyland name and how to pronounce it. He had apparently called the General's wife, Peg, "Mrs. NAY-land." "She stood up and raised her knee and said 'Mr. Brakebill, first thing let's do is get my name straight.' She hit her knee about three times and said, 'It's NEE-land, just like my knee.' That stuck in my mind."

QUICK FACTS

Born: February 17, 1892
Died: March 28, 1962
Education: Army (1916)
College Football: Lineman, Army (1913-16)
Coaching Career: University of Tennessee (1926-34, 1936-40, 1946-52)
Wife: Ada "Peggy" Fitch
Children: Robert, Jr. and Lewis Neyland
Coaching Honors:
College Football Hall of Fame (Elected 1956)
SEC Coach of the Year (1936, 38, 50, 51)

NEYLAND'S YEAR-BY-YEAR RECORD

	Overall			Conference			
	W	L	T	W	L	T	Notes
1926-34							
1926	8	1	0	-	-	-	-
1927	8	0	1	-	-	-	Southern Conference Champions
1928	9	0	1	-	-	-	-
1929	9	0	1	-	-	-	-
1930	9	1	0	-	-	-	-
1931	9	0	1	-	-	-	New York Charity Bowl
1932	9	0	1	-	-	-	Southern Conference Champions
1933	7	3	0	5	2	0	-
1934	8	2	0	5	1	0	-
	88	**76**	**7**	**10**	**3**	**0**	
1936-40							
1936	6	2	2	3	1	2	-
1937	6	3	1	4	3	0	-
1938	11	0	0	7	0	0	National Champions; SEC Champions; Orange Bowl
1939	10	1	0	6	0	0	SEC Champions; Rose Bowl
1940	10	1	0	5	0	0	National Champions; SEC Champions; Sugar Bowl
	43	**7**	**3**	**25**	**4**	**2**	
1946-52							
1946	9	2	0	5	0	0	SEC Champions; Orange Bowl
1947	5	5	0	2	3	0	-
1948	4	4	2	2	3	1	-
1949	7	2	1	4	1	1	-
1950	11	1	0	4	1	0	National Champions; Cotton Bowl
1951	10	1	0	5	0	0	National Champions; SEC Champions; Sugar Bowl
1952	8	2	1	5	0	1	Cotton Bowl
	54	**17**	**4**	**27**	**8**	**3**	
Totals	**173**	**31**	**12**	**62**	**15**	**5**	

GEN. ROBERT R. NEYLAND TROPHY

In 1967, the Knoxville Quarterback Club, seeking a way to honor Gen. Neyland's memory, established the Robert R. Neyland Memorial Trophy. This award is given annually by the Club to an outstanding man who has contributed greatly to intercollegiate athletics.

1967 - Nathan W. Dougherty, Tenn.
1967 - Herman Hickman, Yale
1968 - Wallace Wade, Alabama
1969 - Bobby Dodd, Georgia Tech
1970 - John Barnhill, Arkansas
1971 - Jess Neely, Rice
1972 - John Vaught, Mississippi
1973 - Bud Wilkinson, Oklahoma
1974 - Fritz Crisler, Michigan
1975 - Lynn "Pappy" Waldorf, Cal
1976 - John McKay, Southern Cal
1977 - Darrell Royal, Texas
1978 - Ralph "Shug" Jordan, Auburn
1979 - Frank Broyles, Arkansas
1980 - Bob Devaney, Nebraska
1981 - Ara Parseghian, Notre Dame
1982 - Bill Murray, Duke
1983 - Paul "Bear" Bryant, Alabama
1984 - Woody Hayes, Ohio State
1985 - Duffy Daugherty, Michigan St.
1986 - Bob Woodruff, Tennessee
1987 - Charles McClendon, LSU
1988 - LaVell Edwards, BYU



1989 - Vince Dooley, Georgia
1990 - Bo Schembechler, Michigan
1991 - Murray Warmath, Minnesota
1992 - Bobby Bowden, Florida State
1993 - Grant Teaff, Baylor
1994 - Jerry Claiborne, Kentucky
1995 - Dan Devine, Notre Dame
1996 - Hayden Fry, Iowa
1997 - Terry Donahue, UCLA
1998 - Lou Holtz, Notre Dame
1999 - Eddie Robinson, Grambling
2000 - Tom Osborne, Nebraska
2001 - Doug Dickey, Tennessee
2002 - Gene Stallings, Alabama
2003 - John Majors, Pittsburgh
2004 - John Gaglidardi, St. John's (MN)
2005 - Barry Switzer, Oklahoma
2006 - John Cooper, Ohio State
2007 - John Robinson, UNLV
2008 - Lloyd Carr, Michigan
2009 - Phillip Fulmer, Tennessee
2010 - Ken Sparks, Carson-Newman
2011 - R.C. Slocum, Texas A&M
2012 - Fisher DeBerry, Air Force
2013 - Mack Brown, Texas
2014 - David Cutcliffe, Duke

BOWDEN WYATT

QUICK FACTS

Born: October 4, 1917
Died: January 21, 1969
Education: University of Tennessee
College Football: End, Tennessee (1936-38)
Coaching Career:
University of Wyoming (1947-52)
University of Arkansas (1953-54)
University of Tennessee (1955-62)
Wife: Mary Allison Miller
Children: Mary "Missy" Gail
Coaching Honors:
College Football Hall of Fame (Elected 1997)
National & SEC Coach of the Year (1956)
Southwest Conference Coach of the Year (1954)
Skyline Coach of the Year (1950)

After his stellar playing days at Tennessee, Bowden Wyatt passed on the opportunity to become a movie star in Hollywood, choosing to continue his association with football in the coaching ranks.

He was an assistant coach at Mississippi State just one year after playing end for Maj. Robert R. Neyland's teams from 1936-38, and then served three years as a senior grade Lieutenant in the Navy.

Mirroring the coaching style of his mentor, Robert R. Neyland, Wyatt took the head coaching job at Wyoming in 1947. He guided the Cowboys to consecutive Skyline championships in 1949-50. Wyatt was named conference coach of the year in 1950 thanks to a 10-0 record.

He then moved to Arkansas for the 1953-54 seasons, again turning a program completely around. His second year saw him take the Hogs to an 8-3 record and a Southwest Conference championship, as well as conference coach of the year award.

But nothing could keep Wyatt away from his alma mater. He returned to coach Tennessee in 1955 and led the Vols to the 1956 SEC championship while being named SEC and National Coach of the Year. He was the first UT coach to be nationally honored by the American Football Coaches Association.

Wyatt accumulated a 99-56-5 coaching record in rebuilding three programs. He won titles in three different conferences - Skyline, Southwest and SEC - and was named coach of the year in all three. He became just the third member to be inducted into the hall as both player and coach, following the footsteps of Amos Alonzo Stagg and former Vols quarterback Bobby Dodd.

As a player, Wyatt captained the Vols to an 11-0 season while playing right end on a loaded team that included Hall of Fame names such as Ed Molinski, Bob Suffridge and George Cafego. The Vols had six shutouts on the season. The final shutout capped the year with Wyatt manning the defensive line and kicking a field goal in Tennessee's 17-0 Orange Bowl victory over Oklahoma, the Vols' first official bowl game.

■ WYATT'S YEAR-BY-YEAR RECORD AT TENNESSEE

	Overall			Conference			
	W	L	T	W	L	T	Notes
1955-62							
1955	6	3	1	3	2	1	-
1956	10	1	0	6	0	0	SEC Champions; Sugar Bowl
1957	8	3	0	4	3	0	Gator Bowl
1958	4	6	0	4	3	0	-
1959	5	4	1	3	4	1	-
1960	6	2	2	3	2	2	-
1961	6	4	0	4	3	0	-
1962	4	6	0	2	6	0	-
Totals	**49**	**29**	**4**	**29**	**23**	**4**	

DOUG DICKEY

QUICK FACTS

Born: June 24, 1932
Education: University of Florida (1954)
College Football: Quarterback, Florida (1951-53)
Coaching Career:
University of Arkansas (1957-63)
University of Tennessee (1964-69)
University of Florida (1970-78)
University of Colorado (1979)
Wife: Joanne Beville
Children: Donald, Daniel, David, Daryl & Jaren Anne
Coaching Honors:
College Football Hall of Fame (Elected 2003)
SEC Coach of the Year (1965 & 1967)

Not only did Doug Dickey reestablish an elite football program at UT, he also brought a large helping of tradition that many Vol fans now take for granted.

His teams were the first to run through the band's power 'T' formation, beginning Sept. 25, 1965, against Army. It wasn't done for style or intimidation, but rather to get from the dressing rooms on the East side of the stadium to the team's sideline on the West side of the field. Now, although the formation is not necessary, it's just as traditional as the game itself.

Dickey also put the power 'T' on the football helmets during the 1964 season and was the first to order the endzones painted in an orange and white checkerboard, beginning Oct. 10, 1964, against Boston College. The colorful checkerboard is now a UT signature that has extended to several other Vol sports.

Hall of Fame coach Doug Dickey began his ties with Tennessee as head football coach from 1964-69. His tenure included a 46-15-4 record that took the Vols from mediocrity to national prominence in the late 1960s. Two SEC championships (1967 and 1969) were brought to Knoxville during Dickey's term as head coach and he was named SEC Coach of the Year in 1965 and 1967.

After a nine-year stint as football coach at Florida, his alma mater, Dickey returned to Tennessee as athletics director in 1985, where he served until his retirement in July of 2003.

Dickey was widely recognized as one of the nation's best, earning numerous awards for his work and molding of the UT Athletics Department.

The Tennessee Sports Hall of Fame named him Tennessean of the Year in 2000, and in 2001 Dickey was named recipient of the Neyland Trophy. He was elected to the College Football Hall of Fame in 2003.

■ DICKEY'S YEAR-BY-YEAR RECORD AT TENNESSEE

	Overall			Conference			
	W	L	T	W	L	T	Notes
1964-69							
1964	4	5	1	1	5	1	-
1965	8	1	2	3	1	2	Bluebonnet Bowl
1966	8	3	0	4	2	0	Gator Bowl
1967	9	2	0	6	0	0	National Champions; SEC Champions; Orange Bowl
1968	8	2	1	4	1	1	Cotton Bowl
1969	9	2	0	5	1	0	SEC Champions; Gator Bowl
Totals	**46**	**15**	**4**	**23**	**10**	**4**	

PHILLIP FULMER



QUICK FACTS

Born: Sept. 1, 1950
Education: University of Tennessee (1972)
College Football: Offensive Guard, Tennessee (1968-71)
Coaching Career:
University of Tennessee (1972-73)
Wichita State University (1974-78)
Vanderbilt University (1979)
University of Tennessee (1980-2008)
Wife: Vickey Morey
Children: Phillip Jr., Courtney, Brittany, Allison
Coaching Honors:
College Football Hall of Fame (Elected 2012)
General Robert R. Neyland Trophy (2009)
Knoxville Sports Hall of Fame (2008)
Tennessee Sports Hall of Fame (2001)
Eddie Robinson National Coach of Distinction (1999)
National & SEC Coach of the Year (1998)
AFCA Region 2 Coach of the Year (1993)

The Volunteers under Phillip Fulmer posted 152 triumphs against only 52 defeats for a winning percentage of .745. At the conclusion of his final season, no active coach with at least a decade in Division I-A had such a lofty victory rate.

His teams finished in the AP top 25 in 13 of 17 seasons and appeared in 15 bowl games. Nine Fulmer-coached squads eclipsed the 10-win mark and two others just missed with nine victories. In his final 10 seasons, Fulmer led the Vols to a 98-41 mark and played in three conference title games along with five New Year's Day bowls.

The hallmarks of his early years on Rocky Top included him joining former Nebraska legend Tom Osborne as the only coaches to lead a team to a bowl game in their first 13 years of coaching and, of course, the 1998 BCS National Championship. That season, Fulmer guided Tennessee to its sixth national championship with a perfect 13-0 record and a Tostitos Fiesta Bowl victory over Florida State. In the 17 seasons Fulmer was leading the UT program, more than 10 million fans passed through the Neyland Stadium turnstiles, helping to solidify the building's reputation as one of the true cathedrals of college football.

Fulmer led Tennessee to back-to-back SEC titles in 1997 and 1998 as well as a record of 45-5 from 1995-98 – the most victories over a four-year span in history.

Eighteen of Fulmer's Vols earned first-team All-America honors, 70 Vols garnered first-team All-SEC acclaim, and he produced 17 first-round NFL Draft selections and had a total of 91 players selected overall.

One of the accepted measures of a program's success is position in the national polls. This, too, was a testimonial to Fulmer's sure hand at the helm. Under Fulmer, the Vols had a streak of 54 consecutive weeks ranked in the top 10 and were ranked in the national polls at game time for 169 of Fulmer's 204 games as head coach. Tennessee also didn't back down from ranked competition during the Fulmer years, posting a 44-37 record against ranked teams during his tenure.

■ FULMER'S YEAR-BY-YEAR RECORD AT TENNESSEE

	Overall			Conference			
	W	L	T	W	L	T	Notes
1992-2008							
1992*	4	0	0	2	0	0	-
1993	10	2	0	7	1	0	Tied for first in the SEC East
1994	8	4	0	5	3	0	-
1995	11	1	0	7	1	0	Finished third in the AP rankings
1996	10	2	0	7	1	0	-
1997	11	2	0	7	1	0	SEC Champions
1998	13	0	0	8	0	0	National BCS Champions and SEC Champions
1999	9	3	0	6	2	0	-
2000	8	4	0	5	3	0	-
2001	11	2	0	7	1	0	Won SEC East, Finished fourth in the AP rankings
2002	8	5	0	5	3	0	-
2003	10	3	0	6	2	0	Tied for SEC East Title
2004	10	3	0	7	1	0	Led UT to 13th straight bowl appearance
2005	5	6	0	3	5	0	-
2006	9	4	0	5	3	0	-
2007	10	4	0	6	2	0	Won SEC East, played in SEC Title Game
2008	5	7	0	3	5	0	Finished career 100 games above .500
Totals	**152**	**52**	**0**	**96**	**34**	**0**	

**The first three games of the 1992 season were Fulmer's record, as was the 1993 Hall of Fame Bowl.*

NATIONAL AWARDS

■ AFCA ASST. COACH OF THE YEAR

Presented to the assistant coach who excels in community service, commitment to the student-athlete, on-field coaching success and AFCA professional organization involvement. The award has been presented since 1997.

2006 John Chavis (Def. Coordinator/LBs)

■ BRONKO NAGURSKI TROPHY

Presented to the defensive player of the year as selected by the Football Writers Association of America in conjuction with the Charlotte Touchdown Club. The first selection was made in 1993.

1998 Al Wilson (Finalist)
2000 John Henderson (Finalist)
2009 Eric Berry (Finalist)

■ BROYLES AWARD

Presented annually by the Little Rock, Ark., Major Sports Association to the nation's top college football assistant coach. The award was first given in 1996.

1998 David Cutcliffe (Off. Coordinator/QBs)

■ BURLSWORTH TROPHY

Presented to a collegiate player who began his career as a walk-on and shows outstanding performance on the field.

2010 Nick Reveiz (Finalist)

■ BUTKUS AWARD

Presented to the nation's top linebacker by the Downtown Athletic Club of Orlando, Fla. First selection was in 1985.

1988 Keith DeLong (Finalist)
1998 Al Wilson (Semifinalist)
1999 Raynoch Thompson (Finalist)
2000 Eric Westmoreland (Semifinalist)
2004 Kevin Burnett (Semifinalist)
2014 A.J. Johnson (Semfinalist)

■ CHUCK BEDNARIK AWARD

Presented to the nation's top college defensive player in honor of Chuck Bednarik, College and Pro Football Hall of Famer. Award presented by the Maxwell Football Club of Philadelphia. The award was first given in 1995.

2004 Kevin Burnett (Semifinalist)
2008 Eric Berry (Semifinalist)

■ DAVEY O'BRIEN AWARD

Awarded annually to the nation's top quarterback by the Davey O'Brien Foundation of Fort Worth, Texas, since 1977. Three finalists are chosen for the award each year.

1993 Heath Shuler (Finalist)
1995 Peyton Manning (Finalist)
1997 Peyton Manning
2006 Erik Ainge (Semifinalist)

■ DOAK WALKER RUNNING BACK AWARD

Presented to the nation's best collegiate running back by the SMU Athletic Forum. First selection was in 1990.

2001 Travis Stephens (Finalist)

■ FRED BILETNIKOFF RECEIVER AWARD

Honoring the outstanding collegiate wide receiver presented since 1994 by the Football Writers Association of America.

1996 Joey Kent (Semifinalist)
2001 Kelley Washington (Semifinalist)
2006 Robert Meachem (Semifinalist)

■ HEISMAN TROPHY

The Heisman Trophy was established in 1935 by the Downtown Athletic Club in New York to honor the nation's most outstanding college football player.

Four Tennessee players have finished runner-up in the national balloting: Hank Lauricella (1951), Johnny Majors (1956), Heath Shuler (1993) and Peyton Manning (1997). UT's top finishers in the Heisman Trophy race:

1938 George Cafego—Tailback (7th)
1939 George Cafego—Tailback (4th)
1940 Bob Suffridge—Guard (6th)
1951 Hank Lauricella—Tailback (2nd)
1956 Johnny Majors—Tailback (2nd)
1964 Steve DeLong—Middle Guard (8th)
1967 Dewey Warren—Quarterback (8th)
1967 Bob Johnson—Center (6th)
1969 Steve Kiner—Linebacker (9th)
1973 Condredge Holloway—Quarterback (14th)
1976 Larry Seivers—Wide Receiver (12th)
1993 Heath Shuler—Quarterback (2nd)
1995 Peyton Manning—Quarterback (6th)
1996 Peyton Manning—Quarterback (8th)
1997 Peyton Manning—Quarterback (2nd)

■ JIM THORPE AWARD

Presented annually to the nation's best defensive back by the Jim Thorpe Association, Oklahoma City, Okla. First selection was in 1986.

1991 Dale Carter (Finalist)
1999 Deon Grant (Finalist)
1999 Dwayne Goodrich (Semifinalist)
2000 Andre Lott (Semifinalist)
2004 Jason Allen (Semifinalist)
2008 Eric Berry (Finalist)
2009 Eric Berry

■ JOHN MACKEY TIGHT END AWARD

Presented by the Nassau County Sports Commission to the nation's most outstanding tight end. The award was first presented in 2000.

2002 Jason Witten (Semifinalist)
2010 Luke Stocker (Semifinalist)

■ JOHNNY UNITAS GOLDEN ARM AWARD

Since 1987, awarded annually to the nation's top senior quarterback by the John Unitas Golden Arm Educational Foundation of Louisville, Ky.

1997 Peyton Manning

■ LOMBARDI AWARD

Presented to the Nation's Lineman of the Year by the Rotary Club of Houston. First selection was made in 1970.

1970 Chip Kell (Finalist)
1983 Reggie White (Finalist)
2001 John Henderson (Semifinalist)
2005 Jesse Mahelona (Semifinalist)

■ LOU GROZA PLACE KICKER AWARD

Presented since 1992 to the nation's top collegiate placekicker. Sponsored by the Palm Beach County Sports Authority in conjunction with the Orange Bowl Committee. The award is named after NFL Hall of Famer Lou Groza.

1995 Jeff Hall (Semifinalist)
2000 Alex Walls (Finalist)
2006 James Wilhoit (Semifinalist)
2007 Daniel Lincoln (Semifinalist)

■ MANNING AWARD

Presented since 2004 to the nation's top Division 1A FBS quarterback adjudged by the Sugar Bowl Committee to be the best in the United States. The award is named in honor of Archie Manning and his sons Peyton and Eli, each an All-America selection during their college career.

2006 Erik Ainge (Semifinalist)

■ MAXWELL AWARD

Presented to the nation's top college football player by the Maxwell Football Club of Philadelphia. The award was first given in 1937.

1997 Peyton Manning—Quarterback

■ NATIONAL COACH OF THE YEAR

Awarded annually by the American Football Coaches Association, the Football Writers Association of America, Maxwell Football Club and *The Sporting News*.

1956 Bowden Wyatt (AFCA)
1998 Phillip Fulmer (AFCA, FWAA, Maxwell, TSN)

■ OUTLAND TROPHY

Awarded to the nation's outstanding interior lineman (Center, Guard, Tackle) as selected by the Football Writers Association of America. The first selection was made in 1946.

1964 Steve DeLong
1990 Antone Davis (Finalist)
2000 John Henderson
2001 John Henderson (Finalist)

■ RANDY MOSS RETURN MAN AWARD

Presented since 2006 to the nation's top return specialist at the Division I level. The award is voted on by NCAA Sports Information Directors.

2006 Jonathan Hefney (Semifinalist)

■ RAY GUY PUNTING AWARD

Presented since 2000 by the Greater Augusta Sports Council honoring the nation's outstanding collegiate punter.

2000 David Leaverton (Semifinalist)
2002 Dustin Colquitt (Finalist)
2003 Dustin Colquitt (Finalist)
2004 Dustin Colquitt (Semifinalist)
2013 Michael Palardy (Semifinalist)

■ RONNIE LOTT TROPHY

Named for Ronnie Lott, a two time All-American for USC and College Football Hall of Fame Inductee, awarded annually to college football's Defensive IMPACT Player of the Year. The award was established in 2004.

2007 Jonathan Hefney (Semifinalist)
2009 Eric Berry (Finalist)

■ SULLIVAN AWARD

Named for James E. Sullivan, the founder of the Amateur Athletic Union, awarded annually to the nation's top amateur athlete. The award is based on qualities of leadership, character, sportsmanship and the ideas of amateurism. The award was established in 1930.

***WINNERS IN BOLD**



Peyton Manning is UT's lone winner of the Davey O'Brien, Johnny Unitas Golden Arm, Maxwell and Sullivan awards.

FIRST-TEAM ALL-AMERICANS

GUIDE TO THE LIST

The roster consists only those players who were first-team selections on one or more of the All-America teams selected for the national audience and received nationwide circulation. Not included are numerous players who may have received mentions on second or third teams and others who were selected by newspapers or agencies with circulations not primarily national. The legend below lists those teams recognized by the NCAA that were national media or organizations:

AAB — All America Board (1924-55); AP — Associated Press (1925-Present); Camp — Walter Camp Football Foundation (1967-Present); CP — Central Press (1963-70); Coaches — American Football Coaches Assn. (1945-Present); FbN — Football News (1963-2001); FWAA — Football Writers Assn. of America (1913-Present); Gannett — Gannett News Service; INS — International News Service (1913-57); Lib— Liberty Magazine (1924-41); NWM — Newsweek Magazine (1937-42); NANA — North American Newspaper Alliance (1927-37); NEA — Newspaper Enterprise Assn. (1924-73); NY News — New York Daily News; TSN — The Sporting News (1934-Present); Rice — Grantland Rice (1925-47); Time — Time Magazine; UP — United Press (1925-58); UPI — United Press International (1958-95); Scripps — Scripps Howard Newspapers; NCAA — NCAA Consensus (1889-Present).

1920s

Year	Name	Pos.	Award Organizations
1929	Gene McEver	HB	UP, NEA, NANA, NCAA

1930s

Year	Name	Pos.	Award Organizations
1930	Bobby Dodd	QB	NEA, Rice
1931	Herman Hickman	G	Rice
1933	Beattie Feathers	HB	NANA, Rice, INS, NEA, AAB, Lib, NCAA
1938	Bowden Wyatt	End	AAB, INS, Rice, NCAA
	George Cafego	HB	NEA, Lib
	Bob Suffridge	G	UP
1939	George Cafego	HB	UP, INS, TSN, NWM, NCAA
	Ed Molinski	G	AP, NEA, Rice, AAB, Lib, NCAA
	Bob Suffridge	G	UP, INS, TSN, NWM
	Abe Shires	T	INS

1940s

Year	Name	Pos.	Award Organizations
1940	Bob Suffridge	G	AP, UP, INS, Rice, NEA, TSN, Lib, AAB, NWM, NCAA
	Bob Foxx	HB	INS
	Ed Molinski	G	TSN
1944	Bob Dobelstein	G	NY SUN
1946	Dick Huffman	T	AP, Rice, AAB, FWAA, Coaches, NCAA
1950	Ted Daffer	G	AFCA
	Bud Sherrod	End	NEA

1950s

Year	Name	Pos.	Award Organizations
1951	Hank Lauricella	HB	AP, UP, NEA, INS, CP, FWAA, TSN, AFCA, AAB, NY NEWS, NCAA
	Ted Daffer	G	INS, NEA, NY News
	Bill Pearman	T	AP, NEA, FWAA, NY News
1952	John Michels	G	AP, UP, TSN, NEA, FWAA, AAB, NY News, NCAA
	Doug Atkins	T	INS, AAB, NY NEWS
1954	Darris McCord	T	FWAA
1956	Johnny Majors	HB	AP, UP, INS, FEA, FWAA, AFCA, TSN, NY News, NCAA
	Kyle (Buddy) Cruze	End	FWAA
1957	Bill Johnson	G	NEA, FWAA

1960s

Year	Name	Pos.	Award Organizations
1963	Steve DeLong	G	FWAA, FbN
1964	Steve DeLong	G	AP, NEA, FWAA, NY News, TSN, FbN, Time
1965	Frank Emanuel	LB	AP, NEA, FWAA, TSN, FbN, Time, NCAA
1966	Paul Naumoff	LB	AP, UPI, FWAA, COACHES, FbN, NCAA
	Austin Denney	End	NEA
	Ron Widby	P	TSN
	Bob Johnson	C	FbN
1967	Bob Johnson	C	AP, UPI, NEA, FWAA, Coaches, Camp, Time, TSN, NY News, NCAA
	Albert Dorsey	Back	UPI, NY News, FbN
	Richmond Flowers	WB	FbN
1968	Charles Rosenfelder	G	AP, UPI, CP, FWAA, Coaches, NEA, NY News, Camp, NCAA
	Steve Kiner	LB	AP, CP, FWAA, FbN, NCAA
	Jim Weatherford	Back	Coaches
1969	Steve Kiner	LB	AP, UPI, NEA, CP, FWAA, Coaches, FbN, NY News, TSN, Camp, Time, NCAA
	Chip Kell	G	AP, UPI, CP, FWAA, Coaches, FbN, NY News, Camp, NCAA
	Jack Reynolds	LB	FbN

1970s

Year	Name	Pos.	Award Organizations
1970	Chip Kell	G	AP, UPI, NEA, CP, FWAA, COACHES, FbN, CAMP, NCAA
	Jackie Walker	LB	NEA, FbN
1971	Bobby Majors	Back	AP, UPI, FWAA, TSN, FbN, CP, Coaches, Camp, NEA, NCAA
	Jackie Walker	LB	UPI, FWAA, Camp, CP, FbN
1972	Conrad Graham	Back	UPI, FbN
	Ricky Townsend	PK	FWAA
	Jamie Rotella	LB	FbN, Coaches, UPI
1973	Eddie Brown	Back	FbN
	Ricky Townsend	PK	FWAA
1975	Larry Seivers	WR	FbN, AP, FWAA, NCAA
1976	Larry Seivers	WR	AP, UPI, NEA, Coaches, TSN, Camp, NCAA
1979	Roland James	Back	UPI, Coaches, TSN, FWAA, NEA,Camp, FbN, FbN,NCAA

1980s

Year	Name	Pos.	Award Organizations
1982	Willie Gault	WR	NEA, FWAA
	Jimmy Colquitt	P	Gannett

Year	Name	Pos.	Award Organizations
1983	Reggie White	DT	AP, UPI, TSN, CAMP, Gannett, FWAA, FbN, Coaches, NCAA
	Jimmy Colquitt	P	Camp
1984	Bill Mayo	G	UPI, CAMP, FbN, NCAA
1985	Tim McGee	WR	AP, Coaches, NEA, Gannett, Scripps, NCAA
	Chris White	DB	Scripps
1987	Harry Galbreath	G	TSN
1988	Keith DeLong	LB	AP, TSN, Gannett
1989	Eric Still	G	AP, CAMP, FWAA, Coaches, TSN, UPI, Scripps, NCAA

1990s

Year	Name	Pos.	Award Organizations
1990	Antone Davis	OT	AP, UPI, Camp, Coaches, FWAA, Scripps, FbN, TSN, NCAA
	Dale Carter	DB/KR	TSN
1991	Dale Carter	DB	AP, UPI, FWAA, Camp, Scripps, FbN, Gannett, NCAA
	Carl Pickens	WR	Coaches, FbN, Scripps, Gannett
1992	Todd Kelly	DE	FbN
1993	John Becksvoort	PK	FWAA, Scripps
1994	Jeff Smith	OL	Scripps
1997	Leonard Little	DE	Camp
	Peyton Manning	QB	AP, Camp, Scripps, FWAA, AFCA, FbN, NCAA
1998	Al Wilson	LB	AP, FWAA, AFCA, NCAA
1999	Cosey Coleman	OG	AP, Camp, FWAA, FbN, Coaches, NCAA
	Deon Grant	DB	Camp, FbN, TSN, Coaches, NCAA
	Raynoch Thompson	LB	AP, Coaches

2000s

Year	Name	Pos.	Award Organizations
2000	John Henderson	DT	AP, FWAA, TSN, FbN, NCAA
2001	John Henderson	DT	AP, FWAA, Coaches, Camp, TSN, FbN, NCAA
	Travis Stephens	RB	AP, FWAA
2003	Dustin Colquitt	P	AP, FWAA, Camp, TSN, NCAA
2004	Kevin Burnett	LB	Coaches
	Jesse Mahelona	DT	TSN
	Michael Munoz	OT	AP, Coaches, NCAA
2006	Robert Meachem	WR	FWAA, TSN, Rivals,
	Arron Sears	OT	Camp, Coaches
2007	Daniel Lincoln	PK	FWAA
2008	Eric Berry	DB	Camp, AFCA, AP, FWAA, TSN, NCAA
2009	Eric Berry	DB	Camp, AFCA, AP, FWAA, TSN, NCAA

BY THE NUMBERS

74
>> Tennessee's individual All-American selections, who have been recognized a total of 90 times.

1
>> Three-time All-America selection: Bob Suffridge in 1938, 1939 and 1940.

35
>> Vols who have earned consensus NCAA All-America honors.

11
>> Most consecutive years with All-America selections from 1963-73, 25 total honorees.

A LOOK AT UT'S ALL-AMERICANS...

GENE McEVER

1929 /// HALFBACK
HOMETOWN: BRISTOL, VA.

Gene McEver was "the best player I ever coached ... the best I ever saw," said Gen. Robert R. Neyland. That explains his role as a scoring machine during the 1929 season.

In the final game of the regular season, he broke the goal line for five touchdowns and scored three extra points against South Carolina. The outburst helped him lead the nation in scoring with a school-record 130 points as the Vols' halfback. It was also the season in which McEver became the first Tennessee football player to reach All-America status, garnering a unanimous decision.

BOBBY DODD

1930 /// QUARTERBACK
HOMETOWN: KINGSPORT

Bobby Dodd was the centerpiece of the "Hack and Mack" backfield that featured Buddy Hackman and Gene McEver, expanding the quarterback role like never before.

It was his senior year in which "The Dodger" showed his versatility in a 13-0 win against Vanderbilt. Dodd finished with 14 punts for a 42-yard average, had nine carries for 39 yards, was 7-of-12 passing for 159 yards and two touchdowns and intercepted two passes. On the afternoon, Dodd gained 212 all-purpose yards, collecting all but 14 of Tennessee's team total of 226. The Vols finished 9-1, and Dodd's dominance on the gridiron earned him 1930 All-America honors.

HERMAN HICKMAN

1931 /// GUARD
HOMETOWN: JOHNSON CITY

Herman Hickman made people notice him, and it paid off. As a guard in the Vols' trenches, it was his dominating performance during the 1931 Charity Bowl where Hickman caught the eye of the national press. In the early stages against New York University, the Violets had the ball on Tennessee's 5-yard line preparing to score. But on four consecutive plays, Hickman single-handedly pushed NYU back 18 yards to the 23. The performance forced sportswriters into adjusting their All-America teams, adding Hickman's name.

BOWDEN WYATT

1938 /// END
HOMETOWN: KINGSTON

In 1938, Bowden Wyatt captained the Gen. Robert R. Neyland-led troops to an 11-0 season while playing right end on a loaded Volunteers team that included Hall of Fame names such as Molinski, Suffridge and Cafego in the days of the two-way player.

The Vols had six shutouts on the season. The final shutout capped the year with Wyatt manning the defensive line and kicking a field goal in Tennessee's 17-0 Orange Bowl victory over Oklahoma, the Vols' first official bowl game. That 1938 season, Tennessee outscored its opponents 283-16 with Wyatt on the defensive line.

BOB SUFFRIDGE

1938, 1939, 1940 /// GUARD
HOMETOWN: KNOXVILLE

Bob Suffridge is the Vols' only three-time All-American, earning the honors from 1938-40. UT collected a perfect 30-0 record during his career.

His sophomore year, the speedy Suffridge anchored a dominant line that paved the way to an 11-0 finish. The 1939 season saw Suffridge help lead Tennessee to another undefeated regular season, one in which the Vols' defense did not allow a single point. Suffridge's blocking and tackling helped pave the way for a third consecutive undefeated regular season and a third consecutive SEC title his senior year.

BEATTIE FEATHERS

1933 /// HALFBACK
HOMETOWN: BRISTOL, VA.

Many consider Beattie Feathers to rank among the greatest to ever grace the field at Tennessee. And rightfully so, considering the mark he left on the Vols' program.

In 1933, Feathers sealed his place in Tennessee history, being named the Southeastern Conference MVP. He was an All-American in 1933, capping his glorious backfield career on The Hill in which the Vols had two undefeated seasons and went 25-3-2 overall. It propelled him to professional greatness in which he became the first NFL player to rush for more than 1,000 yards in a single season, averaging a record 9.9 yards per carry.

GEORGE CAFEGO

1938, 1939 /// HALFBACK
HOMETOWN: SCARBRO, W.VA.

Renowned for his blocking and running skills, George "Bad News" Cafego also played safety and quarterback. On special teams, he returned kicks and punts while also handling the punting duties. In his career, Cafego rushed for 1,589 yards and threw for 550 yards.

The Vols got their first major bowl win, 17-0 over Oklahoma in the Orange Bowl, with Cafego in the backfield. The 1938 team finished 11-0 and Cafego was SEC Player of the Year. The 1939 squad shut out all of its opponents during the regular season before losing to Southern California in the Rose Bowl with Cafego sidelined by injury.

ED MOLINSKI

1939, 1940 /// GUARD
HOMETOWN: MASSILLON, OHIO

During the days of the two-way player, Ed Molinski set the standard for linemen. The 1939 team is the one that perhaps is remembered best. The Molinski-led defensive line set records galore for holding teams at bay, including the fewest yards allowed (1,023), lowest average per play allowed (2.2 yards) and lowest average per game allowed (103.3 yards). That team also did not allow a single point, a modern NCAA record.

Molinski was named All-America in 1939 and 1940. Tennessee teams were a combined 31-2 with Molinski in the trenches, and the Vols finished first or tied for first in the SEC each year.

ABE SHIRES

1939 /// TACKLE
HOMETOWN: ALDERSON, W.VA.

Tackle Abe Shires earned his share of glory as a member of the best lines ever at Tennessee. Shires earned All-America status his junior year of 1939 by paving the road for the legendary backfield of Bob Foxx, Leonard Coffman, George Cafego and Sam Bartholomew. Shires was part of the unprecedented and unparalleled three-year stretch in which the Vols went undefeated in three consecutive regular seasons. His blocking and tackling helped Tennessee to outscore its opponents 837-75 and be crowned SEC champions 1938, 1939 and 1940.

BOB DOBELSTEIN

1944 /// GUARD
HOMETOWN: BRIDGEPORT, CONN.

Manning the offensive and defensive lines after World War II was Bob Dobelstein at right guard, earning All-America honors as a junior in 1944. It was also the year he served as captain of the team, the only junior to do so until the 2003 season.

Dobelstein helped lead the Vols to a 7-1-1 record in 1944, completing an unbeaten regular season before losing to Southern California in the Rose Bowl. Tennessee went 8-1 the following year to set the table for an SEC title run the year after Dobelstein departed.

TED DAFFER

1950, 1951 /// GUARD
HOMETOWN: NORFOLK, VA.

Guard Ted Daffer locked down the middle of the defensive line during a dominant time for Tennessee football. He was the only two-time All-America from the 1950 or 1951 squads.

He helped Tennessee to an 11-1 record and a national championship from one poll in 1950, losing only the second game of the season to Mississippi State. Daffer returned the following season to help the squad become consensus national champions in 1951, going undefeated in the regular season before losing in the Sugar Bowl.

BOB FOXX

1940 /// HALFBACK
HOMETOWN: KNOXVILLE

Bob Foxx manned the backfield during Robert R. Neyland's second stint as coach of the Vols and earned All-America status his senior year of 1940.

Foxx was part of three consecutive SEC championship teams from 1938-40. Tennessee was crowned national champion in 1938 and 1940. Throughout Foxx's three-year career, he led the rushing attack that allowed the Vols to go unbeaten and untied in each regular season. The 1938 season was the year in which Tennessee held its opponents scoreless during the regular season. Foxx was voted Knoxville's greatest athlete of the first half-century by the Knoxville Journal readers.

DICK HUFFMAN

1946 /// TACKLE
HOMETOWN: CHARLESTON, W.VA.

Dick Huffman played right tackle on the 1942 Vols before returning to Tennessee in 1946 for a position at left tackle. He was All-America after the four-year break from football.

With Huffman on the line, the Vols made a full return to prominence in the South, winning the 1946 SEC championship behind a 9-2 record. Huffman and the defensive line held five opponents to seven points or less, collecting two shutouts in the closing years of the two-way player. Huffman was one of only two players to earn All-America honors in six seasons following World War II.

BUD SHERROD

1950 /// END
HOMETOWN: KNOXVILLE

Bud Sherrod was an All-America defensive end on the 1950 Vols' squad that went 11-1 and earned a national title from one poll. Many believed it was an even better squad than the 1951 consensus national champions.

The quick Sherrod made for an extreme terror on the defensive line in contrast to his approximate 6-foot, 185-pound size. The two-time All-SEC selection helped the Vols shut down the Texas offense and hold on to a 20-14 win in the 1951 Cotton Bowl to cap the season. It was Tennessee's first bowl win in eight years.

HANK LAURICELLA
1951 /// HALFBACK
HOMETOWN: HARAHAN, LA.

Hank Lauricella was "Mr. Everything" during one of the most prominent stretches in UT football history. In the 1951 Cotton Bowl against Texas, Lauricella set up Tennessee's first score with a 75-yard run – perhaps the most memorable run in school history. The next season he was named All-SEC and All-America, averaging a school-record 7.9 yards per carry in leading the Vols to a 10-0 regular season. Lauricella finished second in Heisman Trophy voting and Tennessee was named national champion prior to its Sugar Bowl appearance.



JOHN MICHELS
1952 /// GUARD
HOMETOWN: PHILADELPHIA, PA.

John Michels was the "best blocking guard in the United States," Gen. Robert R. Neyland once said. Michels guided the 1951 Vols to their first consensus national championship. Tennessee rushed for 3,068 yards, scored 40 touchdowns on the ground and rushed for 306.8 yards per game – all school records.

He was an All-SEC selection in 1951 and received both all-conference and All-America accolades in 1952. During Michels' senior season, he was awarded the Jacobs Trophy given to the SEC's best blocker. He is one of the 13 Vols to win the award all-time.

DARRIS McCORD
1954 /// TACKLE
HOMETOWN: FRANKLIN

Darris McCord captained the 1954 squad that went 4-6 under second-year coach Harvey Robinson. The tackle played on both the offensive and defensive lines after Robinson switched back to the old two-way player system.

Robinson looked for leadership from McCord, and found it in a steady blocker on the offensive end and a brute tackler in contrast. His hard work and grit earned him All-America status from the Football Writers Association of America in 1954 before embarking on a professional career.

BILL PEARMAN
1951 /// TACKLE
HOMETOWN: CHARLOTTE, N.C.

Bill Pearman was one of three All-America selections from Tennessee's 1951 consensus national championship season.

The two-year starter's position at right defensive tackle helped the Vols hold their opponents to 116 points on the season. Tennessee's defense pitched five shutouts in 10 games during the undefeated regular season and helped the Vols hold a No. 1 ranking for six weeks of the year heading into the Sugar Bowl.

Tennessee was a combined 33-9-1 with Pearman in uniform, 28 of those wins coming in the final three years of his career.



DOUG ATKINS
1952 /// END
HOMETOWN: HUMBOLDT

Doug Atkins is considered by many to be the greatest defensive lineman in football history.

Atkins was named All-SEC his last two years with the Vols, in addition to being named All-America in 1952. The Vols went 29-4-1 and were crowned national champions in 1951 with Atkins on defense. After wreaking havoc at Tennessee, Atkins went on to play professionally with Cleveland, Chicago and New Orleans, spending 12 seasons with the Bears.

He was the first Tennessee player to ever be voted into both the College Football Hall of Fame (inducted 1985) and the Professional Football Hall of Fame (inducted 1982).

JOHNNY MAJORS
1956 /// TAILBACK
HOMETOWN: HUNTLAND

Johnny Majors was awarded his second SEC Player of the Year honor in 1956. His domination on the gridiron as the UT shot-caller was unparalleled in the South, earning him unanimous All-America selections. The national attention Majors received resulted in his finishing second on the Heisman Trophy ballot.

He collected 1,622 yards on the ground and threw for 1,135 yards, scoring 16 touchdowns in all during his career. With his leg, he booted 83 punts for a 39.1-yard average. He also returned 36 punts for 438 yards and ran back 15 kickoffs for 344 yards.

KYLE "BUDDY" CRUZE

1956 /// WIDE RECEIVER
HOMETOWN: KNOXVILLE

Kyle "Buddy" Cruze re-established the wide receiver at Tennessee as coach Bowden Wyatt reconstructed the Vols' program with a 10-1 season – undefeated in the regular season – and an SEC title.

Cruze was just the second receiver to reach double figures in receptions in Tennessee history when he caught 12 balls his junior year for 232 yards and a 19.3-yard average. In 1956, he became the first Tennessee receiver to catch 20 passes and the first to top 300 yards, finishing with 357 to receive All-America status.



STEVE DeLONG

1963, 1964 /// GUARD
HOMETOWN: NORFOLK, VA.

Steve DeLong made a name for himself through his toughness on the line. His junior year at Tennessee, he received All-SEC and All-America honors. The 1964 season, however, was DeLong's best.

He repeated as All-SEC and All-America his senior year as captain of the team and his work in the trenches led to winning the Outland Trophy as the nation's most outstanding interior lineman.

PAUL NAUMOFF

1966 /// LINEBACKER
HOMETOWN: COLUMBUS, OHIO

Paul Naumoff earned All-America honors his senior year of 1966 after moving from defensive end to linebacker under coach Doug Dickey. He entered the season as a favorite for national notoriety on the line, but volunteered to change positions after linebacker Tom Fisher's sudden death earlier in the year.

Helping the Vols to consecutive eight-win seasons, Naumoff is best remembered for tackling Syracuse's Larry Csonka in the 1966 Gator Bowl to keep the superstar from scoring and preserving Tennessee's 18-12 win.

BILL JOHNSON

1957 /// GUARD
HOMETOWN: SPARTA

Bill Johnson helped usher in the Bowden Wyatt coaching era with three consecutive winning seasons and an SEC championship.

After a 6-3-1 season, Johnson was Wyatt's starting guard in 1956 and 1957. The lineman pushed Tennessee to the national spotlight his junior season as the Vols finished with an undefeated regular season and won the SEC as the nation's second-ranked team.

But the next year, Johnson earned national notoriety himself when he was given All-America status. On the defensive side, Johnson helped hold Tennessee opponents to 109 pass attempts for just 501 yards on the season, both school records.

FRANK EMANUEL

1965 /// LINEBACKER
HOMETOWN: NEWPORT NEWS, VA.

Continuing the tradition of stout linebackers, Frank Emanuel fulfilled the role valiantly for two years under coach Doug Dickey, earning All-America status his senior year of 1965.

Emanuel started his junior and senior seasons, Dickey's first two years commanding the Vols in which he eliminated the two-way player. That's when Emanuel flourished as the Vols went 8-1-2 and beat Tulsa in the Bluebonnet Bowl. Tennessee's defense allowed only 98 points that season. The Vols haven't held their opponents to fewer points in a season since. In eight of the 11 games, Emanuel and the Vols held their opponent to a touchdown or less.

AUSTIN DENNEY

1966 /// TIGHT END
HOMETOWN: NASHVILLE

Austin Denney set the standard for today's Tennessee tight end with his versatility, speed and fight. But he wasn't always a tight end.

Denney moved from fullback to the line his junior year partly because of his 6-foot-2, 227-pound body. He established the position as another offensive threat for the Vols. By the end of his senior year in 1966, the co-captain was All-SEC and All-American after catching 21 passes for 264 yards. His seven touchdowns were even more impressive as the big man led the team in scoring. Denney caught nine scores in his career to set a new school record at the time.

RON WIDBY
1966 /// PUNTER
HOMETOWN: KNOXVILLE

Ron Widby wasn't just a punter for the Vols' gridiron squad. He also lettered in football, basketball, baseball and golf. But football was where he earned All-America status his senior year of 1966.

Widby punted merely 38 times his senior year for 2,104 yards. His average of 43.8 yards secured his spot as the NCAA statistical champion. He punted 142 times in his three-year career for 6,002 yards. He averaged 42.3 yards per kick for his career.



ALBERT DORSEY
1967 /// DEFENSIVE BACK
HOMETOWN: TAMPA, FLA.

Albert Dorsey roamed the defensive backfield for the Vols as a starter in 1967, the year Tennessee went 9-2 and won the SEC championship as the second-ranked team in the nation.

That was the same year Dorsey was named an All-American for his defensive performances. Among his greatest was the 1967 version of the Third Saturday in October. Tennessee entered the game in Birmingham with their first national ranking of the season at seventh, while Alabama was sixth. Dorsey picked off three passes that afternoon in leading the Vols to a 24-13 win.



CHARLES ROSENFELDER
1968 /// GUARD
HOMETOWN: HUMBOLDT

Charles Rosenfelder was a regular with the Vols' offensive front and started all three years on the varsity squad.

As a freshman in 1965, Rosenfelder made the All-SEC freshman team and carried his successes as a blocker to the varsity level. He earned a consensus All-America selection his senior year of 1968 by becoming the backbone of an offensive line that had lost four starters from the previous season. His line leadership resulted in tailback Richard Pickens rushing for 736 yards in 1968, the most for a Tennessee back since Hank Lauricella in 1951.



BOB JOHNSON
1966, 1967 /// CENTER
HOMETOWN: CLEVELAND

Bob Johnson left UT as one of the most decorated athletes in school history. Doug Dickey's first recruit struggled making snaps his sophomore year after moving over from the tackle position, but rebounded to garner All-America status in 1966.

As captain of the 1967 Vols, Johnson lived up to his preseason hype by earning his second All-SEC and All-America nods with unanimous votes. Johnson was awarded the Jacobs Trophy, given to the SEC's best blocker, and the Birmingham Touchdown Club named him the SEC's Most Outstanding Lineman. In addition, Johnson finished sixth in the Heisman voting as a center.

RICHMOND FLOWERS
1967 /// WINGBACK
HOMETOWN: MONTGOMERY, ALA.

The versatile Richmond Flowers was one of the most exciting athletes to come to Tennessee, and left with the same title.

He garnered All-America honors his junior season of 1967 as wingback for the Vols. He only carried the ball 10 times for 24 yards, but led Tennessee with 41 receptions for 585 yards and four touchdowns before returning as tailback as a senior. His junior year was also his best at returning kicks with 173 total yards. Flowers finished with a career average of 21.6 yards on kickoff returns.

A track star, Flowers won one NCAA title and six SEC championships.



STEVE KINER
1968, 1969 /// LINEBACKER
HOMETOWN: TAMPA, FLA.

Steve Kiner's outstanding play at linebacker fits the tradition UT holds for the position. And while playing for the Vols, Kiner developed a tradition of his own: domination on the field.

His junior and senior seasons, Kiner took the nation by storm. He was named All-SEC and All-America in 1968 and 1969, making him Doug Dickey's first player to twice earn consensus recognition.

Kiner was SEC Defensive Player of the Year thanks in part to Tennessee's 41-14 victory over Alabama in 1969. The linebacker had five sacks, 11 tackles with five assists, four quarterback hurries, an interception and a forced fumble.

JIM WEATHERFORD

1968 /// DEFENSIVE BACK
HOMETOWN: DALTON, GA.

It was the year between Doug Dickey's two SEC championships and the first season played on Neyland Stadium's artificial turf that Jim Weatherford earned All-America honors.

Weatherford was one of the six Vols on the 1968 squad who would be named All-Americans during their careers. A defensive back, Weatherford helped the Tennessee defense post two shutouts and hold three other opponents to just a touchdown as the Vols went 8-2-1 on the year. The two-year starter was part of the initial stages of Tennessee's dominant defensive era.

JACK REYNOLDS

1969 /// LINEBACKER
HOMETOWN: CINCINNATI

When Jack Reynolds made the move from fullback to linebacker his sophomore year, he became an instant success for the Vols. That success was proven his senior year of 1969 when, he received All-SEC and All-America honors.

"Hacksaw," as he was known during his tenure on The Hill, combined with fellow linebacker Steve Kiner to sow the seeds of the infamous 1970 defense that picked off 36 passes. But Reynolds' final year was a special one too, with the defense collecting 30 interceptions.

BOBBY MAJORS

1971 /// DEFENSIVE BACK
HOMETOWN: SEWANEE

Bobby Majors could do everything in a football uniform. Majors returned punts all three years of his varsity career, setting school records for career punt returns with 117 and career punt return yardage with 1,163. He also returned kickoffs his All-American year with a 30.1-yard average, the third highest in the program's history. Majors completed his special teams threat by punting for the Vols in 1970 and 1971.

But the defensive backfield was where Majors flourished. His set the school record with 10 interceptions in 1970.



CHIP KELL

1969, 1970 /// GUARD
HOMETOWN: DECATUR, GA.

Chip Kell set the standard for blocking guards at Tennessee by becoming a two-time All-American, a two-time Jacobs Trophy winner for being the SEC's best blocker and a three-time All-SEC member.

Kell manned the line that allowed Curt Watson to pace the Vols three straight years, including an 807-yard season in the 1969 SEC title year. In 1970, Kell helped block for the Vols to run for 2,365 yards, the most since 1951. Kell's protection allowed the Vols to pass for 1,996 yards, the most in school history at that time. The Vols had eight 100-yard rushing games during Kell's junior and senior seasons.

JACKIE WALKER

1970, 1971 /// LINEBACKER
HOMETOWN: KNOXVILLE

Jackie Walker refined the role of linebacker at Tennessee, turning it into a hard-hitting, yet sleek, position with his small body and skillful tactics.

Walker was a two-time All-American for the Vols his junior and senior years. In 1970, UT's daunting defense collected 36 interceptions for a seemingly untouchable school record. Walker led the Vols with 82 tackles and 42 assists.

He finished his career with 11 interceptions, more than anyone who wasn't a defensive back during his time. He returned those picks for 281 yards and five touchdowns.



CONRAD GRAHAM

1972 /// DEFENSIVE BACK
HOMETOWN: WINSTON-SALEM, N.C.

Conrad Graham was a three-year starter in Tennessee's secondary during a time which the Vols boasted one of the best pass-coverage defenses in history. Three of the defensive backfield members earned All-America status, including Graham.

Graham left Tennessee third on the career pass interceptions list with 15. He collected 293 return yards in his three years and scored three touchdowns off turnovers. Graham led the Vols his junior and senior years in interceptions. His All-America year of 1972 saw him pick off seven passes, ranking him fifth on the season pass interceptions list when his career was over.

RICKY TOWNSEND

1972, 1973 /// PLACEKICKER
HOMETOWN: DALTON, GA.

Ricky Townsend's foot propelled him to All-America status his sophomore and junior seasons after he became the Vols' first barefoot placekicker. "Coach (Bill) Batttle happened to be watching and he said I was kicking better barefooted, so I've done it that way ever since," Townsend once said.

Townsend, a former quarterback and linebacker turned kicker, kicked 33 field goals and 72 extra points in his career for a total of 171 points. His 60 points in 1973 led the Vols in scoring. He also handled kickoff duties, booting long bombs consistently during his tenure.

EDDIE BROWN

1973 /// DEFENSIVE BACK
HOMETOWN: GUILD

Eddie Brown earned All-America status in 1973 thanks to his awareness as a defensive back and his elusive punt return ability.

Brown collected five picks his last year at Tennessee for 105 return yards to lead the team. The captain was a machine against Kansas. Brown intercepted a pass and returned it 74 yards before being brought down, had his teeth knocked out while blocking a field goal, had consistently long punt returns and played a vital role in stopping a two-point conversion to preserve the Tennessee victory.

ROLAND JAMES

1979 /// DEFENSIVE BACK
HOMETOWN: JAMESTOWN, OHIO

Roland James was an All-America his senior year at Tennessee, concluding a special career for the intelligent and tough defensive back who played with a broken nose his sophomore year and broken thumb as a junior.

James spread the wealth during his career rather than exploding in one single season. His freshman year, he totaled 131 total tackles. As a junior, James had seven picks, including a 90-yard touchdown return against Mississippi that ranked third on Tennessee's longest return list at the time.

His senior year cumulated with the All-America nod and his second consecutive All-SEC choice.

JAMIE ROTELLA

1972 /// LINEBACKER
HOMETOWN: VERONA, N.J.

Jamie Rotella became the sixth Tennessee linebacker to earn All-America status in seven years his senior year of 1972 despite his name missing on preseason predictions. Nobody predicted the greatness of his tackling ability.

After making 112 tackles as a sophomore and 111 as a junior, Rotella dominated on the defensive side his senior year and collected 190 total tackles at linebacker. His 413 career tackles were good enough to destroy the school record, although it has since been broken. However, Rotella earned his total in just three years of varsity play. He topped the single-season Tennessee list of tackle assists with 90 in 1972.

LARRY SEIVERS

1975, 1976 /// WIDE RECEIVER
HOMETOWN: CLINTON

Larry Seivers became one of Tennessee's first consistent receiving threats and finished as the best of his era after leading the Vols in pass-catching yardage all three of his years on the varsity squad.

Seivers totaled 347 yards as a sophomore, but exploded in 1975 for 840 yards on 41 receptions. It was the first time any Tennessee receiver topped the 800-yard mark in a season, earning him All-America honors. The following year, Seivers caught 51 passes for 737 yards and was again named All-America.

WILLIE GAULT

1982 /// WIDE RECEIVER
HOMETOWN: GRIFFIN, GA.

Willie Gault was in a class of his own, and his performances spoke for themselves. The speedy receiver earned All-America honors his senior year after hauling in 50 receptions for 668 yards.

Gault, also a prolific hurdler and sprinter, finished his career with the Vols holding 12 school records in football and three in track and field. Half of his football records were SEC records as well. He had more total yards in kickoff returns (1,854) than in receiving (1,482) and returned five kickoffs for touchdowns in his career.

JIMMY COLQUITT
1982, 1983 /// PUNTER
HOMETOWN: KNOXVILLE

Jimmy Colquitt's name is written all across Tennessee's punting record books. And with that came consecutive All-America nods his sophomore and junior seasons.

Colquitt concluded his career holding marks in career average at 43.9 yards, single-game punting average at 53 yards and season average at 46.9. He surpassed his uncle and former Vols punter Craig Colquitt in each category.

Colquitt achieved the whopping average his sophomore year when he was ranked second in the nation in average. Colquitt never averaged below 42 yards per kick.

BILL MAYO
1984 /// GUARD
HOMETOWN: DALTON, GA.

Bill Mayo's consistency is what kept him on the field, but his play put him with the All-Americas.

A four-year starter for the Vols, he was the only returning starter entering the 1984 season. Despite battling injuries all year, he opened holes for Johnny Jones to run 1,290 yards on the season. Mayo's name was secure on All-SEC and All-America lists.

Mayo finished his career with more starts than any Tennessee player, starting 46 of his 47 games. The record has since been broken, but Mayo remains Tennessee's Mr. Consistency.



CHRIS WHITE
1985 /// DEFENSIVE BACK
HOMETOWN: CLEVELAND, TENN.

Chris White had one opportunity and made the most of it.

As a fifth-year senior in 1985, White made his first career start in the season opener against UCLA as an injury replacement. Three interceptions later, White had secured his place as the Vols' starter the rest of the season. He had nine interceptions to lead the NCAA. White ended with 62 tackles and three fumble recoveries.

His place in the Tennessee secondary that Cinderella season earned him All-America honors as the Vols went on to become SEC champions and defeat Miami in the Sugar Bowl for a 9-1-2 finish.



REGGIE WHITE
1983 /// DEFENSIVE TACKLE
HOMETOWN: CHATTANOOGA

In his four years with the Vols, Reggie White collected a school-record 32 sacks in establishing himself as the most prolific pass rusher in Tennessee history.

The 1983 team captain drew little publicity until the sixth game of his senior year. By then, his domination was evident. He collected 100 tackles on the season, 72 of them unassisted, and set the school-record with 15 sacks for the year. White's senior campaign earned him All-SEC and consensus All-America honors.



TIM McGEE
1985 /// WIDE RECEIVER
HOMETOWN: CLEVELAND, OHIO

Tim McGee earned All-America honors his senior year with the Vols by becoming Tennessee's greatest pass catcher. He caught 50 balls for 947 yards and seven touchdowns while leading the Vols to the 1985 SEC title.

McGee finished his career with 123 catches for 2,042 yards and 15 touchdowns, all Tennessee records at the time. He was the Vols' leading receiver his final two seasons on The Hill, setting a single-season record for receptions with 54 his junior year, a record that has since been broken.

HARRY GALBREATH
1987 /// GUARD
HOMETOWN: CLARKSVILLE

Harry Galbreath was the most dominating and aggressive run blocker Johnny Majors ever coached, according to Tennessee's former mentor. Perhaps that's what earned him All-America status his senior year of 1987.

In his final year with the Vols, Galbreath won the Jacobs Trophy given to the SEC's best blocker. He laid the road for Reggie Cobb's freshman campaign of 1,197 yards on 237 attempts. Galbreath appeared in every game of his four-year stint, including three years as a starter.

KEITH DeLONG

1988 /// LINEBACKER
HOMETOWN: LAWRENCE, KAN.

According to his coach, Johnny Majors, "they don't come any finer as a college performer than Keith DeLong." DeLong proved as much his senior year, his second consecutive season of leading the Vols in tackles – he had 159 as a senior and 125 as a junior.

Despite the Vols finishing 5-6 in 1988, DeLong earned All-America status and was a finalist for the Butkus Award given annually to the nation's best collegiate linebacker.



ANTONE DAVIS

1990 /// TACKLE
HOMETOWN: FORT VALLEY, GA.

Manning the outside of a highly touted offensive line, Antone Davis was rewarded for his time in the trenches, receiving All-America status his senior year. He was also given the Jacob's Trophy as the SEC's top blocker in 1990.

Davis helped create the holes for tailback Tony Thompson in 1990, allowing Thompson to rush 248 yards against Mississippi State and 236 against Vanderbilt. Thompson went on to gain 1,261 yards on the season thanks to Davis and the line.

CARL PICKENS

1991 /// WIDE RECEIVER
HOMETOWN: MURPHY, N.C.

Carl Pickens was a staple in the Vols' offense during his three years and earned national recognition his junior year with an All-America nod in 1991.

Pickens caught 49 balls for 817 yards his junior year for an average of 17.9 yards per catch. His 79.73 receiving yards per game led the SEC. Quarterback Andy Kelly hooked up with Pickens for an 87-yard touchdown against Auburn for what was the longest pass play in school history at the time. His numbers the previous year, however, were even better when he had 53 catches for 917 yards. He led the Vols both seasons in receptions and yards.



ERIC STILL

1989 /// GUARD
HOMETOWN: GERMANTOWN

Eric Still was a bulldozer on the offensive line for the Vols and helped push the pile for Tennessee to set a school record at the time for total yards per game with an average of 408.5 in 1989. The Vols rushed for 2,701 yards behind the Still's blocking, the most since the national championship season of 1951.

Still was awarded the Jacobs Trophy for the SEC's top blocker and played in two all-star games. In the classroom, he made Academic All-SEC all four years.

DALE CARTER

1990, 1991 /// DEFENSIVE BACK
HOMETOWN: OXFORD, GA.

Dale Carter came to Tennessee to be a playmaker, and he did just that. In two seasons with the Vols, Carter earned All-America status each year and garnered national recognition as a sticky defensive back and an explosive kick return man.

It was his kick-return capabilities that sealed his All-America status in 1990. He led the nation with 507 yards on 17 returns for an average of 29.82 yards per return. He also returned 29 punts for 381 yards, a 13.1-yard average.



JOHN BECKSVOORT

1993 /// PLACEKICKER
HOMETOWN: CHATTANOOGA

John Becksvoort was automatic for Tennessee as a four-year starter, earning All-America status his junior year and setting records with his unique kicking style.

It was his junior year of 1993 when Becksvoort hit 59-of-59 extra-point attempts to set Southeastern Conference and Tennessee records. He also led the league in scoring with 95 points. Becksvoort wrapped up his career as one of Tennessee's most accurate kickers. He was a perfect 161-of-161 on extra-point attempts, setting an NCAA record.



LEONARD LITTLE

1997 /// DEFENSIVE END
HOMETOWN: ASHEVILLE, N.C.

A middle linebacker and defensive end, Leonard Little earned a reputation for his hard hits and quarterback sacks.

Little earned All-America status his senior year of 1997 and was named the Associated Press' Co-Defensive Player of the Year in the SEC. He had a team-leading 87 tackles and collected 8.5 quarterback sacks in leading the Vols to the 1997 SEC championship.

He finished ranked second to Reggie White on the all-time sack list with 28, which included 11 his sophomore year. Little had 10 multi-sack games in his three-year career. He also placed second on the career list of quarterback pressures with 42.

AL WILSON

1998 /// LINEBACKER
HOMETOWN: JACKSON

Al Wilson just might have been one of the greatest linebackers in Tennessee history, and his leadership was even more special, acting like a quarterback for the defense.

He was the Vols' only All-America selection from the 1998 undefeated national championship team. The captain ranked third on the team that year with 77 tackles despite missing the three games to injury, the first since he was a freshman. His highlight was a 12-tackle performance against Florida in which he set a school record with three caused fumbles.



DEON GRANT

1999 /// DEFENSIVE BACK
HOMETOWN: AUGUSTA, GA.

Deon Grant tied for the NCAA lead in 1999 with nine interceptions for 167 return yards, propelling him to All-America status his junior year. Grant finished the year with 69 tackles and eight pass breakups. He also had two picks in three different games.

Grant left Tennessee after his junior year to go to the NFL, but left his mark as one of the Vols' all-time great defensive backs. His nine picks in 1999 tied him for second on the single-season interception chart, and he stood fifth on the career list with 14.



PEYTON MANNING

1997 /// QUARTERBACK
HOMETOWN: NEW ORLEANS, L.A.

Peyton Manning's legend will never die. He finished his illustrious career holding 42 NCAA, SEC and Tennessee records. He won the Maxwell Award as the nation's most outstanding player, the Davey O'Brien National Quarterback Award, the Johnny Unitas Golden Arm Award and Player of the Year honors his senior season, securing his All-America status in 1997.

The quarterback became the fourth in NCAA history to pass for 11,000 yards and threw for more than 300 yards in 18 games.



COSEY COLEMAN

1999 /// GUARD
HOMETOWN: CLARKSTON, GA.

Cosey Coleman earned All-America status his junior year after starting 30 consecutive games at right guard in a three-year span. His 6-foot-5, 315-pound frame helped pave the way for tailbacks Jamal Lewis and Travis Henry in 1999 as the two rushed for 816 and 790 yards, respectively.

During Coleman's career on the line, Tennessee rushed for more than 200 yards 11 times and had a 100-yard rusher 19 times when he started at guard. He was part of an SEC title in 1997 and both conference and national championships in 1998.



RAYNOCH THOMPSON

1999 /// LINEBACKER
HOMETOWN: NEW ORLEANS

Raynoch Thompson dominated the defensive side during his time at Tennessee and earned All-America honors his senior year, one year following the 1998 national championship.

Thompson followed his 10 tackles for loss in 1998 by leading the Vols with 87 tackles in 1999 while also totaling seven tackles for loss and three interceptions. He was one of four finalists for the Butkus Award and played in the Delchamps Senior Bowl. The stout tackler started in every game he played on The Hill, totaling 36 in his career.



JOHN HENDERSON
2000, 2001 /// DEF. TACKLE
HOMETOWN: NASHVILLE

John Henderson earned back-to-back All-America honors his junior and senior seasons by exploding off the defensive line.

His junior year – the year Tennessee set a school record for fewest rushing yards allowed with 817 – he won the Outland Trophy, was a Bronko Nagurski Trophy finalist and received SEC Defensive Player of the Year honors. His 12 sacks ranked third on Tennessee's single-season list. He also caused four fumbles and recovered three. He was an Outland finalist and a Lombardi Award semifinalist in 2001 despite a lingering ankle injury.



DUSTIN COLQUITT
2003 /// PUNTER
HOMETOWN: KNOXVILLE

Continuing a family tradition of punting for the Vols, Dustin Colquitt became the third member of his family to do so.

Colquitt earned an All-America selection in 2003 and was a Ray Guy Award finalist for the second consecutive year. Colquitt's 45.9-yard average ranked first in the SEC and fourth nationally, partly due to booming 18 punts for 50 yards or more.

Accuracy was another trait, as Colquitt strategically placed 19 punts inside opponents' 20-yard line, nine of which were inside the 10 and five inside the 5.



JESSE MAHELONA
2004 /// DEFENSIVE TACKLE
HOMETOWN: KAILUA-KONA, HAWAII

Junior college transfer Jesse Mahelona burst onto the Tennessee football scene in a big way in 2004 being named All-America.

Showing an uncanny ability to disrupt opponent offenses, Mahelona had 18.5 tackles for loss to finish sixth on UT's season TFL chart. He is second on Tennessee ball-carrier loss charts with 13.5.

Mahelona recorded multiple sacks in six games in 2004 and had five in an impressive outing against Notre Dame Nov. 6. He was a second team All-SEC selection as named by Associated Press and the league coaches.

TRAVIS STEPHENS
2001 /// TAILBACK
HOMETOWN: CLARKSVILLE

Travis Stephens rose to the occasion his 2001 senior year at Tennessee, becoming the Vols' first All-America tailback since Johnny Majors.

Stephens blasted for 1,464 yards his final year on The Hill. It was the most yards any back had gained in a single season at Tennessee. He also set the record for season attempts with 291 and tied the single-game record with 41 attempts against Arkansas. Stephens topped the 200-yard mark twice and collected more than 100 yards in five other games.



KEVIN BURNETT
2004 /// LINEBACKER
HOMETOWN: CARSON, CALIF.

The leader of the 2005 SBC Cotton Bowl championship squad, Kevin Burnett made his final season his best.

He was elected team co-captain for the second consecutive year and was named a first-team All-American and All-SEC selection. He ranked second on the team with 120 tackles and third in the SEC with 9.2 tackles per game.

He had a fast start to the 2004 season with eight tackles and a fumble recovery in the win over UNLV. He was named SEC Defensive Player of the Week honors after he set a new career-high with 16 tackles in a 30-28 win over Florida. He led the Vols with six tackles against Texas A&M in the 2005 SBC Cotton Bowl.

MICHAEL MUNOZ
2004 /// OFFENSIVE TACKLE
HOMETOWN: MASON, OHIO

Michael Munoz became one of Tennessee's most decorated Vols in his four seasons on Rocky Top. He earned consensus All-America honors in 2004 after posting 55 intimidation blocks in just nine games played due to injury.

He started 46 games in his career and was twice elected a team captain. In 2003, he and teammate Kevin Burnett were named the first junior captains in 59 years.

Off the field, he was a 2004 National Football Foundation Scholar-Athlete and earned the Draddy Trophy as the nation's top scholar-athlete. He was also a three-time SEC Academic Honor Roll selection.



ROBERT MEACHEM

2006 /// WIDE RECEIVER
HOMETOWN: TULSA, OKLA.

Robert Meachem made the most of his one season as a Tennessee starter, setting a school record for receiving yards in a season and earning All-America honors from three different publications. He caught 71 passes for 1,298 yards in 2006 and finished the season leading the SEC in receiving yards per game with 99.8.

He is only one of six Volunteers to top the 2,000-yard mark in his career. He ranked fourth all-time in receiving yardage (2,140), fifth in receptions (125) and fifth in receiving touchdowns (17) when he left Rocky Top for the NFL in 2006.



ARRON SEARS

2006 /// OFFENSIVE TACKLE
HOMETOWN: RUSSELLVILLE, ALA.

One of the most versatile linemen in Tennessee history, Arron Sears started a total of 37 games in his career at four different positions on the offensive line.

Named an All-American by four different publications in 2006, he was also elected team co-captain and named All-SEC for the second-consecutive year. He posted 71 knock-down blocks during the season and was named SEC Offensive Lineman of the Week after the Marshall game.

He started at least one game at three different positions on the offensive line and played significant snaps at every spot but center.

DANIEL LINCOLN

2007 /// PLACEKICKER
HOMETOWN: OCALA, FLA.

Daniel Lincoln wasted little time in making his mark on Tennessee football. He earned All-America honors from the Football Writers Association of America in 2007, his freshman season on Rocky Top.

During the 2007 campaign, the Ocala, Fla., native made 21-of-28 field goal attempts and scored 112 points, which was a school record for points in a season for a kicker and the third-most points in a season overall. His 21 field goals made and 112 points were also school freshman records.



ERIC BERRY

2008, 2009 /// DEFENSIVE BACK
HOMETOWN: FAIRBURN, GA.

It didn't take Eric Berry long to put his name among the all-time Tennessee greats, earning consensus All-America honors in both his sophomore and junior seasons. Berry tied for the national lead in interceptions with seven and set school and SEC records for interception return yards in a season (265, set in 2008) and in a career (494). He finished third on the team with 72 tackles and posted 8.5 tackles for loss and three sacks as well in his sophomore campaign.

In 2009, Berry added the Jim Thorpe Award to his resume and was a finalist for the Nagurski and Lott trophies. He was National Defensive Player of the Week twice and was second on the team with 87 tackles.

ALL-AMERICAN FACTS

- Tennessee has had a total of 74 individual All-America selections, who have been recognized a total of 90 times.
- Tennessee has had one three-time All-America selection, guard Bob Suffridge, chosen in 1938, 1939 and 1940. Fourteen (14) other Vols have earned All-America honors twice during their careers.
- Thirty-five (35) Vols have earned consensus NCAA All-America honors.
- The most honorees in one year were four, in 1939 and 1966.
- The most consecutive years with All-America selections were 11 from 1963-73, a total of 25 selections in all.
- Tennessee has had one father-son combination All-America selection in Steve DeLong (1963-64) and Keith DeLong (1988). Tennessee has had one brother combination, Johnny Majors (1956) and Bobby Majors (1971), and one set of cousins, Jimmy Colquitt (1982, 83) and Dustin Colquitt (2003).
- Two of Tennessee's All-Americas later became head coaches at their alma mater: Bowden Wyatt (1938) in 1955 and Johnny Majors (1956) in 1977.
- Three of Tennessee's All-America selections made All-America in other sports. All-America punter Ron Widby (1966) was a basketball All-America in 1967. Former Olympian and wide receiver Willie Gault (1982) was a track and field All-America in 1981-83. Richmond Flowers (1967) earned track and field All-America honors in 1968-69.
- All-America selections Bill Johnson (1957, Bob Johnson (1967), and Peyton Manning (1997) also earned Academic All-America honors the same season.

OTHER ALL-AMERICANS

GUIDE TO THE LIST

The roster consists only those players who were second, third, fourth and honorable mention selections on one or more of the All-America teams selected for the national audience and received nationwide circulation. The legend below lists those teams recognized by the NCAA that were national media or organizations:

AAB — All America Board (1924-55); AP — Associated Press (1925-Present); Camp — Walter Camp Football Foundation (1967-Present); CP — Central Press (1963-70); Coaches — American Football Coaches Assn. (1945-Present); FbN — Football News (1963-2001); FWAA — Football Writers Assn. of America (1913-Present); Gannett — Gannett News Service; INS — International News Service (1913-57); Lib— Liberty Magazine (1924-41); NWM — Newsweek Magazine (1937-42); NANA — North American Newspaper Alliance (1927-37); NEA — Newspaper Enterprise Assn. (1924-73); NY News — New York Daily News; TSN — The Sporting News (1934-Present); Rice — Grantland Rice (1925-47); Time — Time Magazine; UP — United Press (1925-58); UPI — United Press International (1958-95); Scripps — Scripps Howard Newspapers; NCAA — NCAA Consensus (1889-Present).

1920s

Year	Name	Pos.	Award Organizations
1925	J.G. Lowe	E	3rd (AP)
1927	John Barnhill	G	2nd (AP)
	Elvin Butcher	C	2nd (DJW)
1929	Gene McEver	HB	2nd (AP, NYP), 3rd (WA)

1930s

Year	Name	Pos.	Award Organizations
1930	Robert Dodd	QB	2nd (AP, AAB, UP, CP)
1931	Herman Hickman	G	3rd (AP, NEA)
1932	Virgil Rayburn	E	2nd (NYS)
	Beattie Feathers	HB	3rd (AP, UP, INS)
1933	Tal Maples	C	3rd (CP)
	Deke Brackett	QB	2nd (CP)
	Beattie Feathers	HB	2nd (AP)
1936	Philip Dickens	B	3rd (AP)
1938	Bowden Wyatt	RE	2nd (AP)
	George Cafego	HB	2nd (AP)
1939	Ed Molinski	L	2nd (UP), 3rd (CP)
	Bob Suffridge	G	3rd (NEA)
	George Cafego	HB	2nd (CP, NEA)

1940s

Year	Name	Pos.	Award Organizations
1940	Abe Shires	T	3rd (CP)
	Ed Molinski	L	3rd (CP, UP)
	Bob Foxx	B	2nd (INS), 3rd (AP), 4th (CP)
1942	Al Hust	E	2nd (INS, NEA), 3rd (AP)
1944	Robert Dobelstein	G	3rd (AP)
1948	Jim Powell	E	3rd (NEA)
	Norman Meseroll	RT	3rd (AP)
1949	Bud Sherrod	DE	2nd (AP)

1950s

Year	Name	Pos.	Award Organizations
1950	Ted Daffer	DG	3rd (CP)
1951	John Michels	OG	3rd (UP)
	Pug Pearman	DL	2nd (UP), 3rd (CP)
	Ted Daffer	DG	2nd (AP, UP, CP)
1952	Andy Kozar	FB	2nd (AP)

1970s

Year	Name	Pos.	Award Organizations
1973	Eddie Brown	B	2nd (AP, UPI)
	Ricky Townsend	PK	2nd (NEA)
1975	Mickey Marvin	G	2nd (UPI)
1979	Roland James	B	2nd (AP)

1980s

Year	Name	Pos.	Award Organizations
1984	Bill Mayo	G	(Athlon)
	Fuad Reveiz	K	(Gannett)
	Johnnie Jones	RB	(Gannett)
1986	Harry Galbreath	OG	2nd (FbN), HM (AP)
	William Howard	RB	HM (AP)
	Dale Jones	OLB	HM (AP)
	Bruce Wilkerson	OT	HM (AP, UPI)
1987	Reggie Cobb	RB	HM (AP)
	Harry Galbreath	G	2nd (UPI, FBN, NEA), HM (AP)
1989	Eric Still	OG	2nd (FbN)

1990s

Year	Name	Pos.	Award Organizations
1990	Dale Carter	KR	2nd (AP), 3rd (FbN)
	Charles McRae	OT	3rd (FbN, AP)
1991	Carl Pickens	WR	2nd (AP,UPI)
1992	Todd Kelly	DE	2nd (CFW), 3rd (AP)
1993	John Becksvoort	K	HM (UPI)
	Heath Shuler	QB	2nd (AP, UPI, FbN)
1996	Joey Kent	WR	2nd (FbN, TSN)
	Leonard Little	DE	3rd (AP)
	Peyton Manning	QB	3rd (AP, FbN)
1997	Leonard Little	LB	2nd (AP)
1998	Al Wilson	LB	2nd (FbN)
	Raynoch Thompson	LB	3rd (AP)
1999	Raynoch Thompson	LB	2nd (WCFF)
	Deon Grant	DB	2nd (AP)

2000s

Year	Name	Pos.	Award Organizations
2000	John Henderson	DT	2nd (WCFF)
	Alex Walls	PK	2nd (WCFF)
	Alex Walls	PK	2nd (TSN, FbN), 3rd (AP)
2001	Travis Stephens	TB	2nd (WCFF, FbN, TSN)
	Fred Weary	OG	2nd (SI)
	Will Overstreet	DE	3rd (SI)
	Will Overstreet	DE	3rd (AP)
2002	Jason Witten	TE	4th (TSN)
	Jason Witten	TE	HM (SI)
2004	Jason Allen	DB	2nd (Rivals)
	Kevin Burnett	LB	2nd (AP, Rivals)
	Jason Allen	DB	3rd (AP)
	Michael Munoz	OT	2nd (WCFF)
2005	Jesse Mahelona	DT	2nd (Rivals), 3rd (AP)
2006	Jerod Mayo	LB	2nd (Rivals)
	Jonathan Hefney	DB	2nd (Rivals)
	Arron Sears	OT	2nd (AP, Rivals)
	Robert Meachem	WR	3rd (AP)
2007	Anthony Parker	OG	2nd (CBS, AP), 3rd (Rivals)
	Erik Ainge	QB	HM (Scout)
2009	Dan Williams	DT	3rd (AP)

2010s

Year	Name	Pos.	Award Organizations
2010	Prentiss Waggner	DB	2nd (Scout)
2012	Justin Hunter	WR	4th (Steele), HM (PFW)
	Dallas Thomas	OL	3rd (CBS), 4th (Steele)
2013	Antonio Richardson	OL	3rd (CBS)

ALL-SEC: FIRST TEAM

AP 1933-present; Coaches 1984-present; UPI 1950-1990

Year	Name	Pos.	Award Org.
1933	Beattie Feathers	Back	AP
	Sheriff Maples	C	AP
1934	Murray Warmath	G	AP
1936	Phil Dickens	Back	AP
1938	George Cafego	Back	AP
	Bob Suffridge	G	AP
	Bowden Wyatt	End	AP
1939	George Cafego	Back	AP
	Bob Foxx	Back	AP
	Ed Molinski	G	AP
	James Rike	C	AP
	Abe Shires	T	AP
1940	Bob Foxx	Back	AP
	Abe Shires	T	AP
	Bob Suffridge	G	AP
1941	Don Edmiston	T	AP
1942	Al Hust	End	AP
1944	Bob Dobelstein	G	AP
	Buster Stephens	Back	AP
1945	Bob Dobelstein	G	AP
1946	Dick Huffman	T	AP
1948	Norman Meseroll	T	AP
1949	Bud Sherrod	End	AP
1950	Ted Daffer	G	AP, UPI
	Hank Lauricella	Back	UPI
	Bud Sherrod	End	AP
1951	Doug Atkins	T	AP
	Ted Daffer	G	AP, UPI
	Hank Lauricella	Back	AP, UPI
	John Michels	G	AP
	Bill Pearman	T	AP, UPI
	Bert Rechichar	Back	AP
1952	Doug Atkins	End	AP, UPI
	Mack Franklin	End	AP
	Francis Holohan	G	AP
	Andy Kozar	Back	AP, UPI
	John Michels	G	AP, UPI
1953	Bob Fisher	T	UPI
1954	Darris McCord	T	UPI
	Tom Tracy	Back	AP, UPI
1955	Johnny Majors	Back	AP, UPI
1956	Buddy Cruze	End	AP, UPI
	John Gordy	T	AP, UPI
	Johnny Majors	Back	AP, UPI
1957	Bobby Gordon	Back	AP, UPI
	Bill Johnson	G	AP, UPI
1959	Joe Schaffer	T	AP, UPI
1961	Mike Lucci	C	AP
1963	Steve DeLong	G	AP, UPI
1964	Steve DeLong	G	AP, UPI
1965	Frank Emanuel	LB	AP, UPI
	Bobby Frazier	End	AP, UPI
1966	Austin Denney	TE	UPI
	Bob Johnson	C	AP
	Johnny Mills	WR	AP
	Paul Naumoff	LB	AP, UPI
1967	John Boynton	T	AP, UPI
	Albert Dorsey	DB	AP, UPI
	Bob Johnson	C	AP, UPI
	Charles Rosenfelder	G	AP
1968	Ken DeLong	TE	UPI
	Chip Kell	C	AP
	Steve Kiner	LB	AP, UPI
	Richard Pickens	FB	AP
	Charles Rosenfelder	G	AP, UPI
	Jim Weatherford	DB	UPI
1969	Ken DeLong	TE	UPI
	Chip Kell	G	AP, UPI
	Steve Kiner	LB	AP, UPI
	Jack Reynolds	LB	AP
	Curt Watson	FB	AP, UPI
	Frank Yanossy	DT	UPI
1970	Mike Bevans	C	AP
	Chip Kell	G	AP, UPI
	Bobby Majors	DB	AP, UPI
	Tim Priest	DB	UPI
	Jackie Walker	LB	AP, UPI
	Curt Watson	FB	AP, UPI
1971	George Hunt	PK	AP
	Ray Nettles	LB	AP
	Bobby Majors	DB	AP, UPI
	Jackie Walker	LB	UPI
	Curt Watson	FB	UPI
1972	Bill Emendorfer	G	AP, UPI
	Conrad Graham	DB	AP, UPI
	Jamie Rotella	LB	AP, UPI
	Ricky Townsend	PK	AP
	John Wagster	DT	AP
1973	Eddie Brown	DB	AP, UPI
	Condredge Holloway	QB	AP, UPI
1974	Neil Clabo	P	AP
	Mickey Marvin	G	UPI
	Stanley Morgan	RB	UPI
1975	Mickey Marvin	G	UPI
	Mike Mauck	DB	AP
	Ron McCartney	DE	UPI
	Larry Seivers	WR	AP, UPI
	Andy Spiva	LB	AP
1976	Craig Colquitt	P	AP
	Mickey Marvin	G	UPI
	Stanley Morgan	WR	UPI
	Larry Seivers	WR	AP, UPI
	Andy Spiva	LB	AP, UPI
1977	Craig Colquitt	P	AP
	Robert Shaw	C	UPI
1978	Roland James	DB	AP, UPI
	Robert Shaw	C	AP
1979	Reggie Harper	TE	AP
	Roland James	DB	AP, UPI
	Craig Puki	LB	UPI
	Jimmy Streater	QB	UPI
1980	Tim Irwin	T	AP, UPI
	Jim Noonan	MG	AP, UPI
	Lee North	C	UPI
1981	Lee North	C	AP, UPI
1982	Willie Gault	WR	AP, UPI
	Fuad Reveiz	PK	AP, UPI
1983	Johnnie Jones	RB	AP, UPI
	Bill Mayo	G	UPI
	Glenn Streno	C	UPI
	Reggie White	DT	AP, UPI
1984	Johnnie Jones	RB	AP, UPI, Coaches
	Bill Mayo	G	AP, UPI, Coaches
	Tony Robinson	QB	AP
1985	Dale Jones	LB	AP, Coaches
	Tim McGee	WR	AP, UPI, Coaches
	Carlos Reveiz	PK	AP, UPI, Coaches
	Chris White	DB	AP, UPI, Coaches
	Bruce Wilkerson	T	AP, UPI, Coaches
1986	Dale Jones	LB	UPI, Coaches
	Bruce Wilkerson	T	UPI, Coaches
1987	Harry Galbreath	G	AP, UPI, Coaches
	Mark Hovanic	DT	UPI
	Terry McDaniel	DB	AP

1988	Keith DeLong	LB	AP, UPI, Coaches
	Eric Still	G	Coaches
1989	Antone Davis	G	Coaches
	Kent Elmore	P	UPI, Coaches
	Marion Hobby	DE	AP, UPI, Coaches
	Eric Still	G	AP, UPI, Coaches
	Chuck Webb	RB	AP, Coaches
1990	Dale Carter	DB	AP, UPI, Coaches
	Joey Chapman	P	UPI
	Antone Davis	T	AP, UPI, Coaches
	Charles McRae	T	Coaches
	Carl Pickens	WR	AP, UPI, Coaches
	Tony Thompson	RB	AP, UPI, Coaches
1991	Dale Carter	DB	AP, Coaches
	Darryl Hardy	LB	Coaches
	Jeremy Lincoln	DB	Coaches
	Chris Mims	DE	AP
	Tom Myslinski	G	AP, Coaches
	Carl Pickens	WR	AP, Coaches
	Chuck Smith	DE	AP
1992	Todd Kelly	DE	AP, Coaches
	Mike Stowell	G	AP, Coaches
1993	John Becksvoort	PK	AP
	Cory Fleming	WR	Coaches
	Heath Shuler	QB	AP, Coaches
	Jeff Smith	G	AP, Coaches
1994	Kevin Mays	G	AP, Coaches
1995	Jeff Hall	PK	Coaches
	DeRon Jenkins	DB	AP, Coaches
	Joey Kent	WR	AP
	Jason Layman	OT	AP, Coaches
	Peyton Manning	QB	Coaches
	Bubba Miller	OG	AP
	Jeff Smith	C	Coaches
1996	Terry Fair	KR	Coaches
	Jeff Hall	PK	Coaches
	Joey Kent	WR	AP, Coaches
	Leonard Little	DE	AP, Coaches
1997	Jonathan Brown	DE	AP
	Terry Fair	DB	Coaches
	Leonard Little	DE	AP
	Peyton Manning	QB	AP, Coaches
	Marcus Nash	WR	AP
	Trey Teague	C	AP
	Al Wilson	LB	Coaches
1998	Cosey Coleman	G	AP
	Jeff Hall	PK	AP, Coaches
	Raynoch Thompson	LB	AP, Coaches
	Darwin Walker	DT	AP
	Al Wilson	LB	AP, Coaches
1999	Cosey Coleman	OG	AP, Coaches
	Shaun Ellis	DE	AP, Coaches
	Dwayne Goodrich	DB	Coaches
	Deon Grant	DB	AP, Coaches
	Tee Martin	QB	AP, Coaches
	Raynoch Thompson	LB	AP, Coaches
	Darwin Walker	DT	AP, Coaches
2000	John Henderson	DT	AP, Coaches
	Travis Henry	TB	AP, Coaches
	Will Overstreet	DE	AP
	Alex Walls	PK	AP, Coaches
	Eric Westmoreland	LB	Coaches
2001	John Henderson	DT	AP, Coaches
	Andre Lott	DB	Coaches
	Will Overstreet	DE	Coaches
	Travis Stephens	TB	AP, Coaches
	Fred Weary	OG	AP, Coaches
2002	Rashad Baker	DB	Coaches
	Julian Battle	DB	Coaches
	Will Ofenheusle	OT	AP
	Jason Witten	TE	AP, Coaches
2003	Dustin Colquitt	P	AP, Coaches
	Scott Wells	C	Coaches
2004	Jason Allen	DB	Coaches
	Kevin Burnett	LB	AP, Coaches
	Jesse Mahelona	DT	AP
	Michael Munoz	OL	AP
2005	Arron Sears	OT	AP, Coaches
2006	Britton Colquitt	P	AP, Coaches
	Turk McBride	DT	AP
	Robert Meachem	WR	AP, Coaches
	Arron Sears	OT	AP, Coaches
	James Wilhoit	PK	AP, Coaches
2007	Jonathan Hefney	DB	Coaches
	Jerod Mayo	LB	AP, Coaches
	Anthony Parker	OG	AP, Coaches
2008	Robert Ayers	DE	Coaches
	Eric Berry	DB	AP, Coaches
2009	Eric Berry	DB	AP, Coaches
	Dan Williams	DT	AP
2011	Malik Jackson	DL	AP
	Da'Rick Rogers	WR	AP
2012	Cordarrelle Patterson	AP	AP, Coaches
	Mychal Rivera	TE	Coaches
2013	A.J. Johnson	LB	AP, Coaches

SOUTHERN CONFERENCE HONORS

Conference awards given from 1900-1932. Tennessee was one of the founding members of the Southeastern Conference in 1932. From 1921-1932, the Vols were a member of the Southern Conference.

Year	Name	Pos.
1900	Bill Newman	Back
1902	Nash Buckingham	Back
	Joey Beane	End
1907	Walker Leach	Back
	N.W. Dougherty	Guard
1907	Roscoe Word	Tackle
1908	Walker Leach	Back
	N.W. Dougherty	Guard
1913	Mush Kerr	Guard
1914	Alonzo Carroll	End
	Farmer Kelly	Tackle
	Mush Kerr	Guard
	Russ Lindsay	Back
1915	Graham Vowell	End
1916	Graham Vowell	End
	Morris Vowell	Tackle
	W. O. Lowe	Guard
	Lloyd Wolfe	End
1919	W.O. Lowe	Tackle
1920	Buck Hatcher	Tackle
1921	Graham Vowell	End
	Roe Campbell	Back
1922	Tarzan Holt	End
	Roe Campbell	Back
	Roy Striegel	Guard
	Rufe Clayton	Back
1924	Roe Campbell	Back
1925	J.G. Lowe	End
1926	John Barnhill	Guard
1927	John Barnhill	Guard
	Dick Dodson	Back
	Dave McArthur	Tackle
1928	Gene McEver	Back
1929	Gene McEver	Back
	Bobby Dodd	Back
	Paul Hug	End
	Fritz Brandt	End
1930	Bobby Dodd	Back
	Harry Thayer	Guard
	Buddy Hackman	Back
1931	Herman Hickman	Guard
	Ray Saunders	Tackle
	Gene McEver	Back
1932	Beattie Feathers	Back
	Van Rayburn	End

ALL-SEC: SECOND & THIRD TEAMS

AP 1933-present; Coaches 1993-present; UPI 1950-1961

Year	Name	Pos.	Team/Award Org.
1933	J.B. Ellis	Guard	2nd (AP)
1934	Howard Bailey	End	2nd (AP)
	Gene Rose	End	2nd (AP)
	Charlie Vaughan	Back	2nd (AP)
1935	Gene Rose	End	2nd (AP)
1936	DeWitt Weaver	Guard	2nd (AP)
1937	George Cafego	Back	2nd (AP)
	Bowden Wyatt	End	3rd (AP)
1938	Leonard Coffman	Back	2nd (AP)
	Ed Molinski	Guard	3rd (AP)
	Babe Wood	Back	3rd (AP)
1939	Sam Bartholomew	Back	2nd (AP)
	Bob Suffridge	Guard	2nd (AP)
1940	John Butler	Back	2nd (AP)
	Edward Cifers	End	2nd (AP)
	Ed Molinski	Guard	2nd (AP)
1941	Ray Graves	Center	3rd (AP)
1942	Bob Cifers	Back	2nd (AP)
	Dick Huffman	Tackle	3rd (AP)
1944	Bill Bevis	Back	2nd (AP)
	Russ Morrow	Center	3rd (AP)
1945	Buster Stephens	Back	2nd (AP)
	Bill Bevis	Back	3rd (AP)
	Buddy Pike	End	3rd (AP)
1946	Frank Hubbell	End	2nd (AP)
	Dick Huffman	Tackle	2nd (AP)
	Walter Slater	Back	3rd (AP)
1947	Denver Crawford	Tackle	3rd (AP)
1948	Hal Littleford	Back	2nd (AP)
	Jim Powell	End	2nd (AP)
1949	Ted Daffer	Guard	3rd (AP)
1950	Hank Lauricella	Back	2nd (AP, UPI)
	Bud Sherrod	End	2nd (UPI)
	Jack Stroud	Tackle	3rd (UPI)
1951	Andy Kozar	Back	2nd (AP, UPI)
	Gordon Polofsky	Center/Back	2nd (AP, UPI)
	Bert Rechichar	Back	2nd (AP, UPI)
	Bob Davis	Center	3rd (AP)
	John Michels	Guard	3rd (UPI)
	Howard Payne	Back	3rd (AP, UPI)
1952	Jim Haslam	Tackle	2nd (AP)
	Moose Barbish	LB	3rd (AP)
	Roger Rotroff	End	3rd (AP, UPI)
1953	Bob Fisher	Tackle	2nd (AP)
	Roger Rotroff	End	2nd (AP, UPI)
	Jimmy Wade	Back	2nd (AP, UPI)
	Mack Franklin	End	3rd (AP, UPI)
1954	Darris McCord	Tackle	2nd (AP)
1955	Charles Rader	Tackle	2nd (AP)
1956	Bubba Howe	Center	2nd (UPI)
	Roger Urbano	End	2nd (UPI), 3rd (AP)
1957	Tommy Bronson	Back	3rd (UPI)
	Jim Smelcher	Tackle	3rd (UPI)
1958	Bobby Urbano	Guard	2nd (UPI), 3rd (AP)
1959	Cotton Letner	End	3rd (UPI)
	Bill Majors	Back	3rd (UPI)
1960	Glenn Glass	Back	2nd (UPI)
	Cotton Letner	End	2nd (UPI)
	Jim Cartwright	Back	3rd (AP)
	Mike Lasorsa	T	3rd (AP)
	Mike Lucci	End	3rd (AP)
1961	Mallon Faircloth	Back	2nd (AP), 3rd (UPI)
	Mike Lucci	C	2nd (UPI)
1962	Steve DeLong	T	2nd (AP)
	Frank Emanuel	LB	2nd (AP)
	Mallon Faircloth	Back	2nd (UPI)
1965	Tom Fisher	LB	2nd (AP)
	Bobby Gratz	G	2nd (AP)
1966	Doug Archibald	LB	2nd (AP)
	Austin Denny	End	2nd (AP)
	Charlie Fulton	RB	2nd (AP)
	Bobby Morel	MG	2nd (AP)
	Dewey Warren	QB	2nd (AP)
1967	Walter Chadwick	FB	2nd (AP)
	Richmond Flowers	WR	2nd (AP)
	Elliott Gammage	T	2nd (AP)
	Mike Jones	DB	2nd (AP)
	Steve Kiner	LB	2nd (AP)
	Karl Kremser	PK	2nd (AP)
	Nick Showalter	End	2nd (AP)
1968	Ken DeLong	End	2nd (AP)
	Richmond Flowers	HB	2nd (AP)
	Neal McMeans	End	2nd (AP)
	Jim Weatherford	DB	2nd (AP)
	Dick Williams	T	2nd (AP)
1969	Tim Priest	DB	2nd (AP)
	Frank Yanossy	T	2nd (AP)
1970	Tim Priest	DB	2nd (AP)
1971	Bill Emendorfer	C	2nd (AP)
	Conrad Graham	DB	2nd (AP)
	Jackie Walker	LB	2nd (AP)
	Curt Watson	RB	2nd (AP)
1972	Art Reynolds	LB	2nd (AP)
	Haskel Stanback	RB	2nd (AP)
1973	Haskel Stanback	RB	2nd (AP)
1974	Stanley Morgan	RB	2nd (AP)
	Robert Pulliam	DT	2nd (AP)
1975	Ron McCartney	DE	2nd (AP)
	Stanley Morgan	RB	2nd (AP)
	Tommy West	TE	2nd (AP)
1976	Stanley Morgan	WR	2nd (AP)
1977	Robert Shaw	C	2nd (AP)
	Brent Watson	OT	2nd (AP)
1978	Reggie Harper	TE	2nd (AP)
1979	Tim Irwin	OT	2nd (AP)
	Craig Puki	LB	2nd (AP)
1980	Alan Duncan	PK	2nd (AP)
	Anthony Hancock	WR	2nd (AP)
	Reggie Harper	TE	2nd (AP)
	Lee North	C	2nd (AP)
1981	Bill Bates	DB	2nd (AP)
	Jimmy Colquitt	P	2nd (AP)
	Anthony Hancock	WR	2nd (AP)
1982	Mike Cofer	DE	2nd (AP)
	Jimmy Colquitt	P	2nd (AP)
1983	Bill Mayo	OG	2nd (AP)
	Glenn Streno	C	2nd (AP)
	Alvin Toles	LB	2nd (AP)
1984	Tim McGee	WR	2nd (AP)
	Fuad Reveiz	PK	2nd (AP)

1986	Dale Jones	LB	2nd (AP)
	Bruce Wilkerson	OT	2nd (AP)
	Harry Galbreath	OG	2nd (AP)
	Williams Howard	RB	2nd (AP)
1987	Reggie Cobb	RB	2nd (AP)
	Keith DeLong	LB	2nd (AP)
	Bob Garmon	P	2nd (AP)
	Kelly Ziegler	LB	2nd (AP)
1988	Jeff Francis	QB	2nd (AP)
	Eric Still	OG	2nd (AP)
	Preston Warren	DB	2nd (AP)
	Thomas Woods	WR	2nd (AP)
1989	Charles McRae	OT	2nd (AP)
	Preston Warren	DB	2nd (AP)
	Thomas Woods	WR	2nd (AP)
1990	Earnest Fields	LB	2nd (AP)
	Alvin Harper	WR	2nd (AP)
	Andy Kelly	QB	2nd (AP)
	Charles McRae	OT	2nd (AP)
1991	Darryl Hardy	LB	2nd (AP)
	Andy Kelly	QB	2nd (AP)
1993	John Becksvoort	PK	2nd (Coaches)
	Cory Fleming	WR	2nd (AP)
	Charlie Garner	RB	2nd (AP, Coaches)
	Jason Parker	DB	2nd (AP, Coaches)
	Ben Talley	LB	2nd (AP)
	James Wilson	DE	2nd (AP, Coaches)
1994	Jason Layman	OT	2nd (AP, Coaches)
	Bubba Miller	C	2nd (AP)
	Jason Parker	DB	2nd (AP, Coaches)
	Jeff Smith	OG	2nd (AP, Coaches)
	James Stewart	RB	2nd (AP, Coaches)
	Ben Talley	LB	2nd (AP, Coaches)
1995	Shane Burton	DT	2nd (AP, Coaches)
	Jay Graham	RB	2nd (AP, Coaches)
	Scott Galyon	LB	2nd (AP)
	Jeff Hall	PK	2nd (AP)
	Leonard Little	DE	2nd (AP)
	Peyton Manning	QB	2nd (AP)
	Bubba Miller	OG	2nd (Coaches)
	Jeff Smith	C	2nd (AP)
1996	Terry Fair	KR/DB	2nd (AP)
	Jay Graham	RB	2nd (Coaches)
	Jeff Hall	PK	2nd (AP)
	Peyton Manning	QB	2nd (AP, Coaches)
1997	Jonathan Brown	DE	2nd (Coaches)
	Terry Fair	DB	2nd (AP)
	Jamal Lewis	RB	2nd (AP, Coaches)
	Leonard Little	LB	2nd (Coaches)
	Marcus Nash	WR	2nd (Coaches)
	Trey Teague	C	2nd (Coaches)
	Al Wilson	LB	2nd (AP)
1998	Chad Clifton	OT	2nd (AP, Coaches)
	Cosey Coleman	OG	2nd (Coaches)
	Dwayne Goodrich	DB	2nd (AP, Coaches)
	Peerless Price	WR	2nd (AP, Coaches)
	Darwin Walker	DT	2nd (Coaches)
1999	Chad Clifton	OT	2nd (Coaches)
	Dwayne Goodrich	DB	2nd (AP)
	Jamal Lewis	RB	2nd (AP, Coaches)
	Cedrick Wilson	WR	2nd (AP)
2000	Andre Lott	DB	2nd (AP, Coaches)
	Eric Westmoreland	LB	2nd (AP)
	Cedrick Wilson	WR	2nd (AP, Coaches)
2001	Albert Haynesworth	DT	2nd (AP)
	Will Overstreet	DE	2nd (AP)
	Donte' Stallworth	WR	2nd (Coaches)
	Kelley Washington	WR	2nd (Coaches)
2002	Rashad Baker	DB	2nd (AP)
	Julian Battle	DB	2nd (AP)
	Dustin Colquitt	P	2nd (AP)
	Eddie Moore	LB	2nd (Coaches)
	Will Ofenheusle	OG	2nd (Coaches)
2003	Rashad Baker	DB	2nd (AP)
	Kevin Burnett	LB	2nd (Coaches)
	Cedric Houston	RB	2nd (Coaches)
	Michael Munoz	OT	2nd (Coaches)
	Kevin Simon	LB	2nd (AP, Coaches)
	Scott Wells	C	2nd (AP)
	Gibril Wilson	DB	2nd (AP, Coaches)
2004	Jason Allen	DB	2nd (AP)
	Dustin Colquitt	P	2nd (AP, Coaches)
	Omar Gaither	LB	2nd (Coaches)
	Parys Haralson	DE	2nd (AP)
	Cedric Houston	RB	2nd (Coaches)
	Jesse Mahelona	DT	2nd (Coaches)
	Michael Munoz	OT	2nd (Coaches)
2005	Jason Hall	DE	2nd (AP)
	Omar Gaither	LB	2nd (Coaches)
	Parys Haralson	DE	2nd (AP, Coaches)
	Justin Harrell	DT	2nd (AP)
	Kevin Simon	LB	2nd (AP, Coaches)
2006	Jonathan Hefney	DB	2nd (AP, Coaches)
	Jonathan Wade	DB	2nd (AP, Coaches)
2007	Eric Berry	DB	2nd (AP, Coaches)
	Britton Colquitt	P	2nd (AP, Coaches)
	Arian Foster	RB	2nd (AP)
	Daniel Lincoln	PK	2nd (AP, Coaches)
	Rico McCoy	LB	2nd (AP, Coaches)
	Lucas Taylor	WR	2nd (AP)
	Eric Young	OT	2nd (AP)
2008	Robert Ayers	DE	2nd (AP)
	Anthony Parker	OG	2nd (AP, Coaches)
	Rico McCoy	LB	2nd (Coaches)
2009	Montario Hardesty	RB	2nd (AP, Coaches)
	Rico McCoy	LB	2nd (AP, Coaches)
	Chris Scott	OT	2nd (AP, Coaches)
	Dan Williams	DT	2nd (Coaches)
2010	Janzen Jackson	DB	2nd (Coaches)
	Malik Jackson	DT	2nd (AP)
	Prentiss Waggner	DB	2nd (AP)
2011	Malik Jackson	DL	2nd (Coaches)
	Da'Rick Rogers	WR	2nd (Coaches)
2012	Justin Hunter	WR	2nd (AP, Coaches)
	A.J. Johnson	LB	2nd (Coaches)
	Cordarrelle Patterson	KR	2nd (Coaches)
	Mychal Rivera	TE	2nd (AP)
	Antonio Richardson	OL	2nd (AP)
	Dallas Thomas	OL	2nd (AP, Coaches)
2013	Ja'Wuan James	OL	2nd (AP)
	Antonio Richardson	OL	2nd (AP, Coaches)
	Michael Palardy	K	2nd (Coaches)
	Michael Palardy	P	HM (AP)
2014	Derek Barnett	DL	2nd (AP, Coaches)
	Curt Maggitt	LB	2nd (AP)
	A.J. Johnson	LB	HM (AP)

SEC AWARDS

SEC ATHLETE OF THE YEAR

LARRY SEIVERS
1976-77 /// Football

TODD HELTON
1994-95 /// Baseball/Football



PEYTON MANNING
1997-98 /// Football

SEC PLAYER OF THE YEAR

Each year since 1933 the coaches of the Southeastern Conference select the most valuable player in a poll. Note: Formerly conducted by The Nashville Banner from 1933 to 1997. Currently the award is presented by the SEC office.

1933	Beattie Feathers (Back)
1938	George Cafego (Back)
1939	Bob Foxx (Back)
1955	Johnny Majors (Back)
1956	Johnny Majors (Back)
1983	Reggie White (Defensive Tackle)
1993	Heath Shuler (Quarterback)
1997	Peyton Manning (Quarterback)
2008	Eric Berry (Defensive Back)

SEC COACH OF THE YEAR

The SEC Coach of the Year awards have been chosen by three organizations since 1935. The Nashville Banner award was chosen by the league coaches from 1935-97 and is currently presented by the SEC office. United Press International chose a coach of the year from 1960-90. The Associated Press has chosen a league coach of the year since 1946.

1936	Robert R. Neyland (Coaches)
1938	Robert R. Neyland (Coaches)
1944	John Barnhill (Coaches)
1950	Robert R. Neyland (Coaches)
1951	Robert R. Neyland (AP)
1956	Bowden Wyatt (AP, Coaches)
1965	Doug Dickey (Coaches)
1967	Doug Dickey (AP, UPI & Coaches)
1985	Johnny Majors (AP, UPI & Coaches)
1998	Phillip Fulmer (AP, Coaches)

JACOBS BLOCKING TROPHY

Since 1935 this award has been given annually by the family of Dr. W.P. Jacobs of Clinton, S.C., to the outstanding blocker in the Southeastern Conference based on a poll of the coaches.

1938	Sam Bartholomew (Blocking Back)
1939	Sam Bartholomew (Blocking Back)
1944	Billy Bevis (Blocking Back)
1945	Billy Bevis (Blocking Back)
1951	Jimmy Hahn (Blocking Back)
1952	John Michels (Guard)
1956	Stockton Adkins (Blocking Back)
1957	Stockton Adkins (Blocking Back)
1959	Jim Cartwright (Blocking Back)
1960	Jim Cartwright (Blocking Back)
1965	Hal Wantland (Wingback)
1967	Bob Johnson (Center)
1969	Chip Kell (Guard)
1970	Chip Kell (Guard)
1987	Harry Galbreath (Guard)
1989	Eric Still (Guard)
1990	Antone Davis (Tackle)
2006	Arron Sears (Tackle)

FRESHMEN AWARDS

Vols who earned national & conference honors their rookie years

■ SEC ALL-FRESHMAN TEAM

1986-Present /// First team selections only

Bold indicates SEC Freshman of the Year selection

Knoxville News Sentinel 1986-2004; Coaches 1999-Present; Sporting News 2005-2009

Year	Name	Pos.	Award Org.
1986	Terrence Cleveland	WR	
	Milton Gordon	LB	
	Thomas Woods	RS	
1987	Kelly Days	DB	
	Alvin Harper	WR	
	Charles McRae	DL	
	Robbin Perry	OL	
1988	Shazzon Bradley	DL	
	Earnest Fields	LB	
	John Fisher	OL	
	Chip McCallum	PK	
1989	Carl Pickens	DB	
	Chuck Webb	RB	
1990	Joey Chapman	P	
1991	John Becksvoort	PK	
	James Stewart	RB	
	Aaron Hayden	RB	
1992	Jeff Smith	OL	
	Bubba Miller	OL	
	Jason Parker	DB	
	Shawn Summers	RS	
1993	Raymond Austin	DB	
	Leland Taylor	DL	
1994	Terry Fair	DB	
	Peyton Manning*	**QB**	
	Robert Poole	OL	
1995	Ron Green	DL	
	Jeff Hall	PK	
1996	Billy Ratliff	DT	
	Spencer Riley	OG	
1997	Cosey Coleman	OT	
	Jamal Lewis*	**RB**	
1999	Albert Haynesworth	DT	Coaches, KNS
	Leonard Scott	KR	KNS
2000	Rashad Baker	DB	Coaches, KNS
	Casey Clausen	QB	KNS
	Michael Munoz	OT	Coaches, KNS
	Scott Wells	C	Coaches
2001	Dustin Colquitt	P	Coaches, KNS
	Kelley Washington	WR	Coaches, KNS
2002	Parys Haralson	DE	KNS
2003	Corey Campbell	DB	Coaches, KNS
	Arron Sears	OT	Coaches, KNS
	Antwan Stewart	DB	KNS
	Jayson Swain	WR	KNS
	James Wilhoit	PK	Coaches, KNS
2004	Erik Ainge	QB	Coaches, KNS
	Roshaun Fellows	DB	Coaches, KNS
	Jonathan Hefney	DB	Coaches, KNS
2005	Arian Foster	RB	Coaches
	Ramon Foster	OG	Coaches
	Demetrice Morley	DB	SN
2006	LaMarcus Coker	RB	Coaches, SN
	Rico McCoy	LB	Coaches
	Josh McNeil	OL	Coaches, SN
2007	Eric Berry	DB	Coaches, SN
	Daniel Lincoln	PK	Coaches, SN
	Denarius Moore	WR	Coaches
2008	Daryl Vereen	LB	Coaches
2009	Aaron Douglas	OT	Coaches, SN
	Herman Lathers	LB	Coaches, SN
2010	Justin Hunter	WR	Coaches
	Ja'Wuan James	OT	Coaches
	John Propst	LB	Coaches
	Jacques Smith	DE	Coaches
2011	Marcus Jackson	OL	Coaches
	A.J. Johnson	LB	Coaches
	Curt Maggitt	LB	Coaches
	Brian Randolph	DB	Coaches
2012	LaDarrell McNeil	DB	Coaches
2013	Marquez North	WR	Coaches
	Cameron Sutton	DB	Coaches
2014	Derek Barnett	DL	Coaches
	Todd Kelly Jr.	DB	Coaches
	Jashon Robertson	OL	Coaches

FRESHMAN ALL-AMERICANS

Year	Name	Pos.	Award Org.
1977	Reggie Harper	TE	1st (TSN)
1978	Lee North	C	2nd (FBN)
1981	Ricky Holt	OLB	1st (FBN)
1983	Dale Jones	LB	1st (FBN)
1985	Bryan Kimbro	OLB	1st (FBN)
	Keith Davis	RB	2nd (FBN)
1986	Milton Gordon	ILB	1st (FBN)
	Terence Cleveland	WR	2nd (FBN)
	Marion Hobby	DE	2nd (FBN)
1987	Reggie Cobb	RB	1st (FBN)
	Antone Davis	OL	1st (FBN)
	Charles McRae	T	1st (FBN)
1991	Aaron Hayden	RB	1st (FBN)
	Raymond Austin	DB	1st (FBN)
1997	Jamal Lewis	RB	1st (TSN)
1999	Albert Haynesworth	DT	1st (TSN)
	Leonard Scott	WR	1st (TSN)
2000	Rashad Baker	DB	3rd (TSN)
	Casey Clausen	QB	3rd (TSN)
	Michael Munoz	OT	1st (Rivals), 2nd (TSN)
	Scott Wells	C	3rd (TSN)
2001	Kelley Washington	WR	1st (FWAA, TSN)
2003	James Wilhoit	PK	1st (FWAA/Scripps), 2nd (TSN)
2004	Roshaun Fellows	DB	1st (FWAA/Scripps, TSN, Rivals)
	Erik Ainge	QB	2nd (TSN, Rivals)
	Jonathan Hefney	DB	2nd (TSN, Rivals)
2005	Britton Colquitt	P	3rd (CFN)
	Arian Foster	RB	2nd (Rivals), HM (TSN)
	Demetrice Morley	DB	2nd (Rivals)
2006	Josh McNeil	C	1st (Rivals), 2nd (CFN)
	LaMarcus Coker	TB	2nd (Rivals)
	Rico McCoy	LB	3rd (CFN)
2007	Eric Berry	DB	1st (FWAA, TSN, Rivals, CFN)
	Daniel Lincoln	PK	2nd (Rivals), HM (TSN, CFN)
2009	Aaron Douglas	OT	1st (FWAA, TSN, S), 2nd (CFN)
2010	James Stone	OL	1st (FWAA, TSN), 2nd (Rivals)
2011	A.J. Johnson	LB	1st (FWAA, TSN, FSN, Y, S)
	Marcus Jackson	OL	1st (S, Y)
	Curt Maggitt	LB	3rd (S)
	Brian Randolph	DB	2nd (Y), 3rd (S)
2013	Marquez North	WR	2nd (247), 3rd (Ath), HM (CFN),
	Cameron Sutton	DB	2nd (247), 2nd (Ath) 2nd (CFN)
2014	Derek Barnett	DL	1st (247, Ath, CI, ESPN, FWAA, Scout, TSN)
	Evan Berry	KR	3rd (Ath)
	Jason Robertson	OL	1st (ESPN, Steele), 2nd (Ath)

SEC WEEKLY HONORS

AP & UPI awarded the Southeast players of the week from 1973-87; SEC office began awarding players of the week in 1984. Honor is SEC-given unless otherwise notified.

Year	Name	Pos.	Date	Honor (Org.)
1973	Eddie Brown	DB	Oct. 6	Defense (UPI)
	Condredge Holloway	QB	Sept. 15	Off. (AP/UPI)
			Oct. 13	Offense (AP)
	Stanley Morgan	WB	Oct. 27	Offense (UPI)
	Hank Walter	LB	Sept. 29	Def. (AP/UPI)
1974	Condredge Holloway	QB	Oct. 26	Back (AP/UPI)
	Stanley Morgan	WB	Nov. 9	Off./Def. (UPI)
			Nov. 23	Back (AP)
1975	Stanley Morgan	WB	Sept. 13	Off. (AP/UPI)
	Larry Seivers	SE	Sept. 27	Offense (UPI)
				Lineman (AP)
	Randy Wallace	QB	Nov. 1	Offense (UPI)
1976	Andy Spiva	LB	Nov. 20	Offense (UPI)
1978	Jim Noonan	MG	Nov. 25	Lineman (AP)
	Roland James	DB	Nov. 18	Defense (UPI)
	Jimmy Streater	QB	Nov. 4	Back (AP)
1979	Hubert Simpson	TB	Nov. 10	Offense (UPI)
	Jimmy Streater	QB	Sept. 22	Offense (UPI)
				Back (AP)
			Sept. 29	Offense (UPI)
				Back (AP)
1980	Jeff Olszewski	QB	Sept. 27	Back (AP)
	Danny Spradlin	LB	Nov. 29	Lineman (AP)
1981	Reggie White	DT	Oct. 10	Lineman (UPI)
1982	Alan Cockrell	QB	Oct. 16	Offense (UPI)
				Back (AP)
	Willie Gault	WR	Oct. 9	Lineman (AP)
			Oct. 16	Lineman (AP)
1983	Alan Cockrell	QB	Oct. 15	Back (AP/UPI)
			Oct. 22	Back (AP)
	Johnnie Jones	QB	Nov. 26	Back (AP)
	Reggie White	DT	Oct. 8	Lineman (AP)
1984	Johnnie Jones	TB	Sept. 1	Back (AP)
			Sept. 15	Offense (UPI)
				Back (AP)
	Tim McGee	WR	Dec. 1	Lineman (AP)
	Tony Robinson	QB	Oct. 26	Back (AP)
			Dec. 1	Back (AP)
1985	Tony Robinson	QB	Sept. 14	Offense
	Chris White	DB	Sept. 14	Defense
	Daryl Dickey	QB	Nov. 23	Off. (AP/UPI)
	Dale Jones	LB	Oct. 26	Lineman (UPI)
	Kelly Ziegler	LB	Nov. 30	Defense (AP)
1986	Kelly Ziegler	LB	Nov. 22	Defense (AP)
1987	Reggie Cobb	TB	Nov. 14	Offense (UPI)
			Nov. 28	Offense (AP)
	Keith DeLong	LB	Sept. 26	Defense (AP)
	Michael Whitehead	DL	Nov. 21	Defense (UPI)
1988	Keith DeLong	LB	Oct. 15	Defense
			Nov. 19	Defense
	Jeff Francis	QB	Nov. 19	Offense
1989	Reggie Cobb	TB	Sept. 30	Off. (AP SEC)
	Marion Hobby	DE	Sept. 30	Def. (AP SEC)
	Chuck Webb	TB	Nov. 18	Off. (AP SEC)
			Nov. 25	Off. (AP SEC)
1990	Dale Carter	DB	Oct. 13	Defense
	Earnest Fields	LB	Nov. 24	Defense
	Tavio Henson	TB	Sept. 1	Offense
	Andy Kelly	QB	Nov. 24	Offense
	Carl Pickens	WR	Nov. 24	Offense
	Tony Thompson	TB	Sept. 8	Offense
			Dec. 1	Offense
1991	Darryl Hardy	LB	Nov. 9	Defense
	Andy Kelly	QB	Sept. 21	Offense
			Sept. 28	Offense
	Carl Pickens	WR	Sept. 28	Offense
	Shon Walker	LB	Nov. 23	Defense
1992	Jason Parker	DB	Nov. 21	Defense
1993	Charlie Garner	TB	Nov. 20	Offense
	Heath Shuler	QB	Sept. 25	Offense
1994	James Stewart	TB	Sept. 10	Offense
			Nov. 26	Offense
	Ben Talley	DE	Nov. 26	Defense
1995	Shane Burton	DT	Oct. 14	Defense
	Peyton Manning	QB	Oct. 7	Offense
1996	Jay Graham	TB	Oct. 26	Offense
	Leonard Little	DE	Oct. 3	Defense
	Peyton Manning	QB	Oct. 12	Offense
			Nov. 2	Offense
1997	Dwayne Goodrich	DB	Nov. 29	Defense
	Jamal Lewis	TB	Oct. 11	Offense
	Leonard Little	DE	Sept. 6	Defense
	Peyton Manning	QB	Nov. 8	Offense
1998	Shaun Ellis	DE	Oct. 3	Defense
	Deon Grant	DB	Oct. 10	Defense
	Tee Martin	QB	Oct. 31	Offense
	Peerless Price	WR	Nov. 28	Offense
	Al Wilson	LB	Sept. 19	Defense
1999	Shaun Ellis	DE	Sept. 4	Defense
	Deon Grant	DB	Oct. 2	Defense
	Tee Martin	QB	Oct. 9	Offense
			Oct. 23	Offense
2000	John Henderson	DT	Oct. 21	Defense
	Travis Henry	TB	Oct. 30	Offense
2001	Casey Clausen	QB	Oct. 20	Offense
	Travis Stephens	TB	Sept. 8	Offense
			Dec. 1	Offense
	Kelley Washington	WR	Sept. 29	Offense
2002	Jabari Davis	TB	Oct. 7	Offense
	Alex Walls	PK	Nov. 25	Special Teams
2003	Casey Clausen	QB	Oct. 25	Offense
	Dustin Colquitt	P	Sept. 6	Special Teams
			Sept. 27	Special Teams
	Jabari Davis	TB	Sept. 20	Offense
	Mark Jones	RS	Nov. 22	Special Teams
	Derrick Tinsley	RS	Nov. 8	Special Teams
	Gibril Wilson	DB	Nov. 29	Defense
2004	Kevin Burnett	LB	Sept. 18	Defense
	Rick Clausen	QB	Nov. 27	Offense
	Jason Hall	DE	Oct. 9	Defense
	Parys Haralson	DE	Oct. 16	Defense
	Jesse Mahelona	DT	Nov. 6	Defensive Line
	Turk McBride	DT	Oct. 23	Defensive Line
	Michael Munoz	OT	Sept. 25	Offensive Line
	Jason Respert	C	Sept. 5	Offensive Line
	Rob Smith	OG	Oct. 9	Offensive Line
			Nov. 20	Offensive Line
	James Wilhoit	PK	Sept. 18	Special Teams
2005	Rick Clausen	QB	Sept. 27	Offense
	Arian Foster	TB	Nov. 28	Freshman
	Justin Harrell	DT	Dec. 6	Defense
	Arron Sears	OT	Oct. 3	Offensive Line
2006	Turk McBride	DT	Nov. 25	Defensive Line
	Arron Sears	OT	Sept. 23	Offensive Line
	Jonathan Wade	DB	Oct. 28	Defense
	James Wilhoit	PK	Sept. 30	Special Teams
			Nov. 18	
2007	Eric Berry	DB	Sept. 22	Freshman
			Nov. 24	Freshman
	Daniel Lincoln	PK	Oct. 27	Special Teams
	Jerod Mayo	LB	Nov. 24	Defense
	Josh McNeil	C	Oct. 13	Offensive Line
	Dennis Rogan	KR	Nov. 17	Special Teams
2008	Eric Berry	DB	Oct. 20	Defense
			Nov. 24	Defense

	Gerald Jones	KR	Dec. 1	Special Teams
	Chris Scott	OT	Sept. 15	Offensive Line
2009	Wes Brown	DT	Nov. 23	Defensive Line
	Jonathan Crompton	QB	Oct. 12	Offense
	Aaron Douglas	OT	Nov. 9	Offensive Line
	Janzen Jackson	DB	Nov. 2	Freshman Def.
	Chris Scott	OT	Sept. 7	Offensive Line
2010	Tyler Bray	QB	Nov. 6	Freshman
			Nov. 13	Freshman
			Nov. 27	Freshman
	Gerald Williams	DE	Nov. 20	Defensive Line
2011	Tyler Bray	QB	Sept. 10	Offense
	A.J. Johnson	LB	Oct. 22	Freshman
	Malik Jackson	DT	Nov. 19	Defensive Line
	Curt Maggitt	LB	Nov. 19	Freshman
2012	Zach Fulton	OL	Sept. 3	Offensive Line
	Cordarrelle Patterson	KR	Oct. 15	Special Teams
	Tyler Bray	QB	Nov. 5	Offense
2013	Brian Randolph	DB	Sept. 9	Defense
	Michael Palardy	K/P	Oct. 21	Special Teams
	Ja'Wuan James	OL	Dec. 2	Offensive Line
	Corey Miller	DL	Dec. 2	Defensive Line
2014	Jalen Hurd	TB	Sept. 8	Freshman
	Joshua Dobbs	QB	Nov. 3	Offense
	Derek Barnett	DE	Nov. 17	Defensive Line
	Cameron Sutton	PR	Dec. 1	Special Teams

SEC HONORS BY THE NUMBERS

FIRST TEAM

175
>> Tennessee's individual All-SEC First Team selections, who have been honored a total of 354 times.

52
>> Vols who have earned multiple All-SEC First Team selections, four of which who have been recognized three times.

7
>> Most All-SEC selections in one season, which has happened four times: 1991, 95, 97 & 99.

47
>> Most consecutive years in which at least one Vol has been named First Team All-SEC (1963-2009).

SECOND TEAM

186
>> Tennessee's individual All-SEC Second Team selections, who have been honored a total of 263 times.

33
>> Vols who have earned multiple All-SEC Second Team selections, two of which who have been recognized three times.

8
>> Most All-SEC selections in one season: 1995.

20
>> Most consecutive years in which at least one Vol has been named Second Team All-SEC (1965-84) and currently, every year since 1993.

FRESHMAN TEAM

75
>> Tennessee's individual All-SEC Freshman Team selections.

14
>> UT offensive lInemen who have earned All-SEC Freshman Team honors, more than any other position by a Vol.

5
>> Most All-SEC selections in one season: 2003.

15
>> Most consecutive seasons in which at least one Vol has been named Freshman Team All-SEC, which is currently active (1999-Present).

WEEKLY HONORS

4
>> Most consecutive weeks at least one Vol has earned weekly SEC honors: 1996 (Oct. 3-Nov. 2).

5
>> Most career weekly awards by a Vol, accomplished by Tyler Bray (three rookie and two offense)

11
>> Most SEC weekly honors in one season: 2004.

3
>> Most individual weeks a Vol has earned an SEC weekly award in one season: Tyler Bray in 2010.

Chip Kell was Tennessee's first three-time All-SEC honoree (1968-70) and one of four Vols to have accomplished the feat.

Tyler Bray earned three SEC Freshman of the Week awards in four regular-season starts in 2010.

TENNESSEE SPORTS HALL OF FAME

The Tennessee Sports Hall of Fame is a non-profit corporation founded to honor the outstanding achievements of Tennesseans in the realm of sports, to perpetuate the memory of their careers and service, and to provide a permanent Hall of Fame for the display of mementos and souvenirs commemorating their contributions.

The Tennessee Sports Hall of Fame was founded by a group known as the Middle Tennessee Sportswriters and Broadcasters Association. Its early growth was due to three of the founders: C.E. Jackson Jr., Charlie Sons and the Rev. A. Richard Smith.

The Hall of Fame is permanently housed in the Sommet Center in downtown Nashville at 501 Broadway Ave.

Listed below are UT's more than 100 all-time representatives who have been inducted into the Tennessee Sports Hall of Fame since its founding in 1966.

1966	Doug Atkins (Football 1949-51, Basketball 1951)
	*George Cafego (Football 1937-39 , Asst. Coach 1955-84, Head Baseball Coach 1958-62)
	*Bobby Dodd (Football 1928-30)
	*Beattie Feathers (Football 1931-33)
	*Herman Hickman (Football 1929-31)
	The Majors Family: *Mr. and Mrs. Shirley Majors, *Bill (Football 1958-60, Asst. Coach 1963-65), Bob (Football 1969-71), John (Football 1954-56, Assistant Coach 1957-59, Head Football Coach 1977-92), Joe & Larry
	*General Robert Neyland (Assistant Coach 1925, Head Football Coach 1926-34, 1936-40, 1946-52, Athletics Director 1952-62)
1967	*Nathan Dougherty (Football 1906-08)
	*Gene McEver (Football 1928-29, 31)
	Lindsey Nelson (Vol Network Announcer 1949-50)
1968	*John Barnhill (Football 1925-27, Asst. Coach 1931-40, Head Football Coach 1941-45)
	*Bob Foxx (Football 1938-40, Vol Network Color Anouncer 1952-67)
1969	Bob Woodruff (Football 1936-38, Asst. Coach, 1939, 1941, 1961-62, Athletics Dir. 1963-85)
1970	*Bob Suffridge (Football 1938-40)
	*Nash Buckingham (Football 1901-02)
1971	*Tommy Bridges (Baseball 1927-29)
1972	*Bowden Wyatt (Football 1936-38, Head Football Coach 1955-62)
1973	*Mickey O'Brien (Head Athletic Trainer 1938-41, 1945-72)
1974	*Buddy Hackman (Football 1928-30)
1979	Dr. Andrew J. Kozar (Football 1950-52)
1980	William M. (Bill) Johnson (Football 1955-57)
	Claudette Riley Sisk (Majorette)
	Murray Warmath (Football 1932-34)
1981	Edward Bailey (Baseball 1948)
1982	Francis E. (Hank) Lauricella (Football 1949-51)
1983	Ed Cifers (Football 1938-40)
1984	A.W. Davis (Assistant Basketball Coach 1963-65)
1985	Robert G. Cifers (Football 1941-42)
	Bob Johnson (Football 1965-67)
	Ray Mears (Head Basketball Coach 1963-77)
1986	*Samuel W. (Sam) Bartholomew (Football 1937-39)
	Thomas G. (Tommy) Bartlett (Basketball 1950-52, Assistant Coach (1962-66)
	James A. (Jim) Haslam II (Football 1950-52)
	Houston Herndon (Football 1927-29)
1987	Ernie Grunfeld (Basketball 1973-77)
	Harold Johnson (Football 1948-50)
	Phillip Beene (Football 1928-30)
1988	Ray Bussard (Head Swimming & Diving Coach 1968-88)
1989	*Tom Elam (UT Athletics Board Member)
	Steve DeLong (Football 1962-64)
	*Rex Dockery (Football 1963, Assistant Coach 1970-71)
1990	Ray Graves (Football 1940-41, Assistant Coach 1944-45)
	Ralph Hatley (Football 1932-34)
1991	Doug Dickey (Head Football Coach 1964-69, Athletics Director 1985-2003)
	Hal Littleford (Football 1947-49)
	John Ward (Vol Network Broadcaster 1965-99)
1992	Pug Pearman (Football 1947, 1949-51)
	Ike Peel (Football 1939-41, Assistant Coach 1942, 1945-53)
1993	Condredge Holloway (Football 1972-74, Baseball 1973-75)
1994	Bill Anderson (Football 1954-56, Vol Network 1968-98)
	Gus Manning (UT Administration 1950-Present)
	*Ed Molinski (Football 1938-40)
1995	Charles Rosenfelder (Football 1966-68)
	*Abe Shires (Football 1950, 52-53)
1996	Leonard Coffman (Football 1937-39)
	Bill Wright (Baseball Head Coach 1963-81)
	Darris McCord (Football 1952-54)
1997	*Johnny Butler (Football 1939-41)
	Ron Widby (Football 1964-66, Basketball 1964-67, Baseball 1965, Golf 1966)
1998	*Louis B. (Farmer) Johnson (Football 1926-28)
	Steve Kiner (Football 1967-69)
	Jack (Hacksaw) Reynolds (Football 1967-69)
1999	*Harry Anderson (Basketball 1934-36)
	John Michels (Football 1950-52)
	Joe Steffy (Football 1944)
	Curt Watson (Football 1969-71)
2000	*Phil Dickens (Football 1934-36)
	Murray Armstrong (Football 1955-59)
	Frank Emanuel (Football 1963-65, Asst. Coach 1979-81)
	Stanley Morgan (Football 1973-76)
	Hooper Eblen (Football 1935)
2001	*Tim Kerin (Trainer 1977-91)
	Bill Barnes (Football 1937-39)
	Phillip Fulmer (Football 1969-71, Asst. Coach 1980-91, Head Coach 1992-2008)
2002	*Ken Donahue (Football 1949-50, Assistant Coach 1956-60, 1985-88)
	*John Mauer (Head Basketball Coach 1939-47, Asst. Football Coach 1939-46, 61-63)
	Eddie Brown (Football 1971-73)
	Phil Garner (Baseball 1968-70)
2003	Bob Patterson (Football 1967-69)
	Chuck Rohe (Head Track Coach 1963-1970, Assistant Football 1964-1970)
	Pat Summitt (Head Women's Basketball Coach 1974-Pres.)
2004	Reggie White (Football 1980-83)
	Holly Warlick (Women's Basketball 1976-80, Assistant Coach 1986-2012, Head Coach 2012-present)
2005	Darwin Bond (Track 1971-74)
	Richmond Flowers (Football and Track 1966-69)
	Haywood Harris (Sports Information 1961-2010)
	Bill Justus (Basketball 1967-69)
	Ed Murphey (Track 1954-57)
2006	Ann Baker Furrow (Golf)
	*Dr. Earl Ramer (Administrative)
	Rick Honeycutt (Baseball 1973-76)
2007	Kyle "Buddy" Cruze (Football 1955-56)
	Bernard King (Basketball 1975-77)
2008	Joan Cronan (Administrative 1983-2012)
	*Dick Huffman (Football 1942-46)
2009	Stan Huntsman (Track Coach 1970-84)
	Chip Kell (Football 1968-70)
	Tim Priest (Football 1967-70)
2010	Dale Ellis (Basketball 1980-83)
	Charley Coffey (Football 1953-55)
2011	Bill Battle (Head Football Coach 1970-76)
	Tim Irwin (Football 1976-80)
	*Jackie Walker (Football 1969-71)
2012	*Brig. Gen. Austin Conner Shofner (Football, Wrestling)
2013	Larry Seivers (Football 1974-76)
	Trey Teague (Football 1994-97)
2014	Bridgette Gordan (Basketball 1985-1989)
	Paul Naumoff (Football 1964-1966)
2015	Jimmy England (Basketball 1968-71)
	Jamie Rotella (Football 1971-73)

** Deceased at time of induction*

HALLS OF FAME & OTHER HONORS

PROFESSIONAL HALLS OF FAME

■ PRO FOOTBALL HALL OF FAME

Located in Canton, Ohio

Vol Members:

Doug Atkins, DE (Elected 1982)
Reggie White, DT (Elected 2006)

■ CANADIAN FOOTBALL HALL OF FAME

Located in Hamilton, Ontario

Vol Members:

Dick Huffman, DT (Elected 1987)
Condredge Holloway, QB (Elected 1999)
Ray Nettles, LB (Elected 2005)

NATIONAL AWARDS

■ NCAA SILVER ANNIV. AWARD

Selected by NCAA honoring men who have led distinguished professional careers after illustrious college athletic careers 25 years ago.

1950-52 Andy Kozar, FB (1977)
1965-67 Bob Johnson, C (Selected 1993)
1971-74 John Trembley, Freestyle (Selected 2000)

■ SILVER ANNIV. ALL-AMERICA

Selected by Sports Illustrated honoring successful men who played college football 25 years ago.

1933-35 C.C. Humphreys, End (Selected 1960)
1938-40 Ed Cifers, End (Selected 1965)

REGIONAL AWARDS

■ TOUCHDOWN CLUB OF ATLANTA

Originated in 1938 with the selection of the Southeast Player of the Year.

Players:

1940 Bob Suffridge (Guard)
1956 Johnny Majors (Tailback)
1981 Lee North (Center)
1983 Reggie White (Def. Tackle)
1984 Bill Mayo (Offensive Guard)
1986 Dale Jones (Linebacker)
1991 Dale Carter (Defensive Back)
1997 Peyton Manning (Quarterback)
1998 Al Wilson (Linebacker)
1999 Deon Grant (Defensive Back)
2006 Arron Sears (Offensive Tackle)
2008 Eric Berry (Defensive Back)
2009 Eric Berry (Defensive Back)

Coach:

1998 Phillip Fulmer

■ BIRMINGHAM MONDAY MORNING QUARTERBACK CLUB AWARDS

Originated in 1942 with the selection of the SEC's most outstanding back and lineman.

Most Outstanding Lineman:

1950 Ted Daffer (Guard)
1964 Steve DeLong (Guard)
1967 Bob Johnson (Center)
1970 Chip Kell (Guard)
1982 Willie Gault (Wide Receiver)
1983 Reggie White (Tackle)
1989 Eric Still (Guard)
1990 Antone Davis (Tackle)
1996 Joey Kent (Wide Receiver)
1998 Al Wilson (Linebacker)

Most Outstanding Back:

1951 Hank Lauricella (Tailback)
1956 Johnny Majors (Tailback)
1997 Peyton Manning (Quarterback)
2000 Travis Henry (Tailback)

■ BIRMINGHAM TD CLUB AWARDS

Originated in 1976 with selection of the outstanding senior football player in the Southeastern Conference. Expanded to include selection of assistant coach of the year.

Outstanding Senior:

1983 Reggie White (Defensive Tackle)
1990 Tony Thompson (Back)
1991 Andy Kelly (Quarterback)
1997 Peyton Manning (Quarterback)
1998 Al Wilson (Linebacker)

Assistant Coach of the Year:

1983 Larry Marmie (Defensive Coordinator)
1985 Ken Donahue (Defensive Coordinator)
1987 Walt Harris (Offensive Coordinator)
1993 David Cutcliffe (Offensive Coordinator)

ALL-TIME TEAMS

■ ALL-TIME ALL-AMERICA (FWAA)

Selected by the Football Writers Association of America for the centennial year of college football in 1969.

Modern Era (1920-68)

1938-40 Bob Suffridge, Guard

■ SOUTHEAST AREA ALL-TIME TEAM (FWAA)

Selected by the Football Writers Association of America for the centennial year of college football.

Early Era (1869-1919)

1906-09 Nathan Dougherty, Guard

Modern Era (1920-69)

1938-40 Bob Suffridge, Guard
1929-31 Herman Hickman, Guard

■ ALL-TIME SEC TEAM (1933-82)

The All-Time SEC team for the first 50 years (1933-82) was selected by the SEC Skywriters in 1982.

1938-40 Bob Suffridge, Guard
1950-52 Doug Atkins, Tackle
1967-69 Jack Reynolds, Linebacker

■ QUARTER CENTURY ALL-SEC TEAM (1950-74)

Selected by a poll of sports writers for the Birmingham Quarterback Club. Selections were made in December 1975.

Player of the Quarter Century

1950-52 Doug Atkins, Tackle

Other Team Members

1954-56 Johnny Majors, Back
1949-51 Ted Daffer, Guard
1965-67 Bob Johnson, Center

SPRING FOOTBALL AWARDS

■ HARVEY ROBINSON AWARD

Presented each spring to the most-improved offensive player as selected by the coaching staff in honor of Harvey Robinson, former Vol player (1929-32), assistant coach (1946-52, 1960-63) and head coach (1953-54).

1979	OT Tim Irwin
1980	WR Mike Miller
1981	TE Mike E. Cofer
1982	OT John Mathews
1983	RB Randall Morris
1984	QB Tony Robinson/ TE John Cook
1985	TE Tim Hendrix/ OT Bruce Wilkerson
1986	TE Tim Hendrix/ QB Randy Sanders
1987	RB Reggie Cobb/ OT Eric Still
1988	C John Fisher/ TE Mark Adams/ FB Greg Amsler
1990	WR Lee Wood
1991	OG Mike Stowell
1992	WR Rodney Ruth
1993	OG Trey Peterson
1994	TE Scott Pfeiffer
1995	RB Chester Ford
1996	WR Peerless Price
1997	QB Tee Martin/ WR Benjie Shuler
1998	RB Will Bartholomew
1999	OT Will Ofenheusle
2000	OT Fred Weary/ TE Neil Johnson
2001	C Jason Respert/ TE Jason Witten
2002	WR Tony Brown
2003	OL Cody Douglas
2004	OG Rob Smith
2005	OT Ramon Foster/ C David Ligon
2006	OT Steven Jones
2007	OT Ramon Foster
2008	WR Ahmad Paige/ TE Luke Stocker
2009	WR Quintin Hancock
2010	OL Dallas Thomas
2011	C Alex Bullard
2012	TB Devrin Young
2013	C Mack Crowder
2014	OL Kyler Kerbyson
2015	OL Jashon Robertson

■ ANDY SPIVA AWARD

Presented each spring to the most-improved defensive player as selected by the coaching staff in honor of Andy Spiva, outstanding linebacker from 1973-76.

1979	DE Steve Davis
1980	LB Mark Burns
1981	DT Reggie White
1982	DT Chris Wampler/ DE Mike Terry
1983	LB Alvin Toles
1984	LB Jim Dunkin
1985	DB Tommy Sims
1986	LB Tyrone Robinson
1987	LB Mike Kelley/ LB Keith DeLong/ DT Marion Hobby
1988	MG Charles McRae
1989	DB Kelly Days
1990	DB Floyd Miley
1991	LB Darryl Hardy/ DT Shazzon Bradley
1992	DE Shane Bonham/ DB Steve Session
1993	LB Scott Galyon
1994	LB Tyrone Hines
1995	DT Shane Burton
1996	DT Bill Duff
1997	DT Bill Duff/ LB Shawn Johnson
1998	DB Mikki Allen
1999	DT John Henderson
2000	DT Edward Kendrick/ DB Steven Marsh
2001	LB Eddie Moore/ DB Mark Jones
2002	DE Karlton Neal
2003	DE Jason Hall/ DE Antwan Stewart
2004	DE Turk McBride
2005	DB Corey Campbell/ LB Ryan Karl
2006	DB Jonathan Wade/ DT Dan Williams
2007	DB Marsalous Johnson
2008	DE Robert Ayers/ CB D. Willingham
2009	DE Chris Walker
2010	LB Austin Johnson
2011	DT Daniel Hood
2012	DL Gregory Clark/ OL Steven Fowlkes
2013	LB Dontavis Sapp
2014	DL Corey Vereen
2015	DB Rashaan Gaulden

■ PEYTON MANNING LEADERSHIP AWARD

Presented each spring to the offensive player who shows unparalleled leadership in honor of Peyton Manning (1994-97)

2015 QB Joshua Dobbs

■ AL WILSON LEADERSHIP AWARD

Presented each spring to the defensive player who shows unparalleled leadership in honor of Al Wilson (1995-98)

2014 LB Curt Maggitt
2015 DB Cameron Sutton

TEAM AWARDS

■ MICKEY O'BRIEN AWARD

Awarded annually in honor of Mickey O'Brien, Tennessee trainer from 1938-72, to the senior player who best exemplifies courage and determination to overcome physical obstacles during his career and make a valuable contribution to the team.

1967	G Joe Graham
1968	QB Bubba Wyche
1969	B Benny Dalton
1970	TB Don McLeary
1971	E Tom Bennett
1972	T Gaylon Hill
1973	LB Eddie Wilson
1974	LB Hank Walter
1975	No Recipient
1976	QB Randy Wallace
1977	QB Danny Jenkins
1978	C Robert Shaw
1979	DB Roland James
1980	TE Reggie Harper
1981	C Lee North
1982	DE Mike Terry
1983	DT Mark Studaway
1984	DT Jim Dunkin
1985	DB Tommy Sims
1986	OG Johnny Hibbett
1987	C Todd Kirk
1988	C Ray Robinson/ RB Keith Davis
1989	WR Terence Cleveland
1990	RB Tony Thompson
1991	TE Von Reeves
1992	DT J. J. Surlas
1993	WR Craig Faulkner
1994	OG Kevin Mays
1995	DB DeRon Jenkins
1996	LB Tyrone Hines
1997	DB Tori Noel
1998	DT Jeff Coleman/ DT Ron Green/ OT Jarvis Reado
1999	RB Jamal Lewis/ OT Chad Clifton
2000	LB Eric Westmoreland
2001	OG Fred Weary
2002	LB Keyon Whiteside
2003	DE Constantin Ritzmann
2004	C Chuck Prugh/ C Jason Respert
2005	Not Awarded
2006	WR Jayson Swain/ LB Marvin Mitchell

Not Awarded Since 2006

■ BILL MAJORS AWARD

Awarded annually to the Volunteer player who best exemplifies the dedication toward football displayed by Bill Majors, a UT player and coach, who died in 1965.

1965	WB Hal Wantland
1966	G Bobby Morel
1967	MM Jimmy Glover
1968	T Dick Williams
1969	B Bill Young
1970	DB Tim Priest
1971	FB Curt Watson
1972	G Bill Emendorfer
1973	B Eddie Brown
1974	B Jim Watts
1975	No Recipient
1976	WR Larry Seivers
1977	T Danny Jenkins
1978	DE Dennis Wolfe
1979	T Phil Sutton
1980	T Brad White
1981	LB Lemont Holt Jeffers
1982	DB Bill Bates
1983	C Glenn Streno/ OT Curt Singer
1984	LB Alvin Toles
1985	QB Daryl Dickey
1986	LB Dale Jones
1987	DB Terry McDaniel
1988	QB Jeff Francis
1989	WR Thomas Woods
1990	RB Tony Thompson
1991	QB Andy Kelly/ LB Shon Walker
1992	DB J. J. McCleskey
1993	DT Shane Bonham
1994	WR Kendrick Jones
1995	LB Scott Galyon
1996	DB Raymond Austin
1997	DT Bill Duff/ QB Peyton Manning
1998	RB Shawn Bryson/ DT Darwin Walker
1999	DB Fred White/ C Spencer Riley/ DB Derrick Edmonds
2000	DB Andre Lott/ DE Will Overstreet/ FB Will Bartholomew
2001	DE Will Overstreet/ FB Will Bartholomew
2002	LB Eddie Moore/ C Scott Wells
2003	LB Robert Peace
2004	WR Tony Brown/ DE Parys Haralson
2005	Not Awarded
2006	DB Jonathan Hefney

Not Awarded Since 2006

■ MARYVILLE DAILY TIMES TROPHY

Awarded annually to the senior Tennessee football player with the highest scholastic average. The award, which originated in 1951 by The Knoxville Journal, has been presented by the Maryville Daily Times since 1992.

1951	C Bill Jasper
1952	FB Andy Kozar
1953	T Colin Munro
1954	WB Hugh Garner
1955	G Charles Coffey
1956	T Charles Rader
1957	G Bill Johnson
1958	WB Sammy Burklow
1959	FB Neyle Sollee
1960	G Wayne Grubbs
1961	BB Gene Gann
1962	BB Wayne Coleman
1963	BB Pat Downey
1964	C Norbert Ackermann
1965	G Bobby Gratz
1966	T Mack Gentry
1967	C Bob Johnson
1968	E Terry Dalton
1969	E Vic Dingus
1970	G Don Denbo
1971	PK George Hunt
1972	LB Jamie Rotella/ DB David Allen
1973	DB Eddie Brown
1974	DB Jim Watts
1975	DB Russ Rabenstein
1976	DB Mike Mauck
1977	TE John Murphy
1978	DB Chip Linebarier
1979	QB David Rudder
1980	T Tim Irwin-Tackle
1981	QB Jeff Olszewski
1982	DB Doug Parrish
1983	OG Johnny McAdams
1984	WR Bill Eichholtz
1985	DB Tim Welch
1986	DB Charles Davis
1987	LB Kelly Ziegler
1988	PK Adam Epstein
1989	OG Eric Still
1990	DB Preston Warren
1991	C Craig Martin/ OG Tom Myslinski
1992	TE Robert Todd
1993	DT Paul Yatkowski
1994	OG Kevin Mays
1995	LB Scott Galyon
1996	TE John Sartelle
1997	QB Peyton Manning/ OT Brad Lampley
1998	PK Jeff Hall
1999	H Benson Scott
2000	P David Leaverton/ DB Eric Campbell
2001	TE John Finlayson
2002	H Seth Reagan/ LB Brian Word
2003	OG Guillaume Dumont
2004	OT Michael Munoz
2005	WR C.J. Fayton/ DE Parys Haralson
2006	PK James Wilhoit
2007	WR/H Casey Woods

Not Awarded Since 2007

■ JOHN STUCKY AWARD

Awarded annually to the Vol player who shows the most dedication and work discipline to improve strength as selected by the strength and conditioning staff.

1994	RB Aaron Hayden
1995	OG Bubba Miller/ LB Scott Galyon
1996	DB Raymond Austin/ RB Shawn Bryson
1997	QB Peyton Manning/ LB Eric Westmoreland
1998	LB Al Wilson
1999	DB Mikki Allen/ DE Will Overstreet
2000	FB Will Bartholomew/ C Fred Weary
2001	FB Will Bartholomew/ OG Fred Weary
2002	DB Stephen Marsh/ DE Omari Hand/ DT Demetrin Veal
2003	RB Troy Fleming/ LB Robert Peace/ C Scott Wells
2004	WR Tony Brown/ LB Kevin Burnett/ OT Michael Munoz
2005	OT Cody Douglas/ LB Omar Gaither/ DE Parys Haralson/ C Rob Smith
2006	FB Cory Anderson/ DT Justin Harrell/ LB Marvin Mitchell/ WR Jayson Swain
2007	DB Inky Johnson/ LB Jerod Mayo/ DT J.T. Mapu/ DE Xavier Mitchell
2008	DE Wes Brown/ DE Robert Ayers/ WR Lucas Taylor/ DB D. Willingham
2009	Not Awarded
2010	C Cody Pope/ DE Willie Bohannon
2011	FB Channing Fugate QB Matt Simms LB Austin Johnson LB Daryl Vereen
2012	QB Tyler Bray OL Ja'Wuan James DB Brian Randolph DL Jordan Williams
2013	RB Alden Hill TE Alex Ellis DB Max Arnold
2014	WR Marquez North FB Joe Stocstill
2015	DB Malik Foreman OL Jashon Robertson DL Kendal Vickers

■ 63 AWARD

Awarded annually to the Vol player who shows the most strain and effort.

2015	WR Johnathon Johnson

POSTSEASON ALL-STAR GAMES

Active games

EAST-WEST SHRINE GAME

San Francisco and Palo Alto, Calif.; Houston and San Antonio, Texas; Orlando, Fla.

1932	Gene McEver
	Herman Hickman
1934	Beattie Feathers
1946	Bob Dobelstein
1964	Steve DeLong
1965	Frank Emanuel
1976	Ron McCartney
1977	Mickey Marvin
	Andy Spiva
1979	Robert Shaw
1980	Craig Puki
	Bill Marren
1981	Tim Irwin
	Brad White
1982	Anthony Hancock
1983	Mike Miller
1985	Johnnie Jones
1986	Eric Swanson
1988	John Bruhin
	Terry McDaniel
1990	Kent Elmore
	Tracy Hayworth
1991	Roland Poles
1992	Tom Myslinski
1996	Scott Galyon
	DeRon Jenkins
	Jason Layman
1998	Jonathan Brown
	Robert Poole
1999	Jeff Hall
2001	David Leaverton
2003	Omari Hand
2004	Rashad Baker
	Casey Clausen
	Gibril Wilson
2005	Jason Respert
2006	Jason Hall
2007	Jayson Swain
2008	Jonathan Hefney
2009	Ramon Foster
2010	Chris Scott
2011	Chris Walker
2012	Tauren Poole
2014	Zach Fulton
	Rajion Neal
	James Stone
2015	Justin Coleman

Coaches

1981	Johnny Majors
1987	Johnny Majors
1996	Phillip Fulmer
1998	Phillip Fulmer

SENIOR BOWL

Mobile, Ala.

1951	Bud Sherrod
1952	Ted Daffer
	Hank Lauricella
	Bill Pearman
	Gordon Polofsky
1954	Mack Franklin
1955	Darris McCord
1957	Buddy Cruze
	John Gordy
	Johnny Majors
1958	Bill Anderson
1959	Carl Smith
1960	Lebron Shields
1962	Mike Lucci
1963	John Hudson
1964	Dick Evey
	Mallon Faircloth
1965	Steve DeLong (MVP)
1966	Frank Emanuel
1967	Johnny Mills
	Paul Naumoff
1968	John Boynton
	Bob Johnson
	Dewey Warren
1969	Charles Rosenfelder
1970	Steve Kiner
	Jack Reynolds
1971	Chip Kell
	Tim Priest
1972	Ray Nettles
	Bobby Majors
	Curt Watson
1973	Jamie Rotella
	Conrad Graham
1974	Eddie Brown
1977	Andy Spiva
1979	Robert Shaw
1980	Roland James
1981	Danny Spradlin
1982	Brian Ingram
	Lee North
1983	Darryal Wilson
1984	Mark Studaway
1985	Bill Mayo
	Carl Zander
1986	Eric Swanson
	Daryl Dickey
1988	Anthony Miller
	John Bruhin
1989	Keith DeLong
	Jeff Francis
1990	Marion Hobby
	Eric Still
1991	Tony Thompson
	Vince Moore
	Alvin Harper (MVP)
1992	Dale Carter
	Bernard Dafney
	Chris Mims
	Chuck Smith
	Jeremy Lincoln
1993	Todd Kelly
1994	Charlie Garner (MVP)
	Cory Fleming
1995	Kevin Mays
	James Stewart
	Billy Williams
1996	DeRon Jenkins
	Jason Layman
	Jeff Smith
1997	Jay Graham
	Tyrone Hines
	Joey Kent
1998	Jonathan Brown
	Terry Fair
	Leonard Little
	Tori Noel
	Trey Teague
1999	Shawn Bryson
	Jeremaine Copeland
	Steve Johnson
	Peerless Price
	Al Wilson
2000	Chad Clifton
	Dwayne Goodrich
	Tee Martin
	Spencer Riley
	Raynoch Thompson
	Darwin Walker
2001	David Leaverton
	Cedrick Wilson
	Eric Westmoreland
2002	Will Bartholomew
	Andre Lott
	Will Overstreet
	Travis Stephens
	Fred Weary
2003	Julian Battle
	Rashad Moore
2004	Scott Wells
2005	Dustin Colquitt
	Cedric Houston
2006	Cody Douglas
	Parys Haralson
	Jesse Mahelona
	Albert Toeaina
2007	Arron Sears
	Jonathan Wade
2008	Erik Ainge (MVP)
	Brad Cottam
2009	Robert Ayers (MVP)
	Arian Foster
	Anthony Parker
2010	Morgan Cox
	Chris Scott
	Dan Williams
2011	Luke Stocker
2012	Malik Jackson
2013	Mychal Rivera
	Dallas Thomas (INJ)
2014	Ja'Wuan James
	Daniel McCullers

CASINO DEL SOL ALL-STAR GAME

Tucson, Ariz.

2012	Austin Johnson

COLLEGE ALL-STAR GAME

Greenville, S.C.

2014	J.R. Carr
	Maurice Couch
	Corey Miller
	Marlon Walls

MEDAL OF HONOR BOWL

Charleston, S.C.

2014	Alex Bullard
	Maurice Couch
	Rajion Neal
	Michael Palardy
	Dontavis Sapp
	Marlon Walls
2015	Jordan Williams

NFLPA COLLEGIATE BOWL

Los Angeles, Calif.

2013	Herman Lathers
	Marsalis Teague

TEXAS VS. THE NATION

El Paso, Texas

2007	James Wilhoit
2008	Chris Brown
	Xavier Mitchell
	Antonio Reynolds
2009	Demonte Bolden
	DeAngelo Willingham
2010	Jonathan Crompton
	Vladimir Richard
2011	Denarius Moore

Luke Stocker played in the 2011 Senior Bowl.

POSTSEASON ALL-STAR GAMES

Defunct games

AMERICAN BOWL

Tampa, Fla.

1969	Charles Rosenfelder
	Jim Weatherford
1970	Steve Kiner
	Jack Reynolds
	Frank Yanossy
1972	George Hunt
1974	Haskel Stanback
	Eddie Brown
1975	Jim Watts
1976	Steve Poole

BLUE-GRAY GAME

Montgomery, Ala.

1941	Ray Graves
	Johnny Butler
1942	Art Brandau
	R.A. Long
1944	Art Brandau
	Earle Brown
	Denver Crawford
1945	Denver Crawford
1947	Denver Crawford
	Ray Drost
1948	Jim Powell
1953	Bill Barbish
	Mack Franklin
	Bob Fisher
1954	Darris McCord
	Jimmy Wade
1958	Tommy Potts
	Carl Smith
1959	Ray Moss
	Joe Schaffer
1960	Cotton Letner
1960	Bill Majors
1961	Mike Lucci
1962	John Hudson
1963	Dick Evey
	Mallon Faircloth
1964	Whit Canale
1965	Hal Wantland
1971	George Hunt
1975	Tommy West
	Steve Poole
1976	Joe Gallagher
1977	Brent Watson
1978	Charlton Webb
1980	Danny Spradlin
1981	Brian Ingram
1983	Clyde Duncan
	Mark Studaway
1984	Fuad Reveiz
1989	Jeff Francis
	Kevin Simon

COACHES' ALL-AMERICA GAME

Lubbock, Texas

1962	Pat Augustine
1965	Hal Wantland
1966	Frank Emanuel
	Bob Petrella
1967	Paul Naumoff
1968	Walter Chadwick
	Bob Johnson
1969	Charles Rosenfelder
1969	Jim Weatherford
1972	George Hunt
	Ray Nettles
	Curt Watson
1973	Conrad Graham
	Jamie Rotella
1976	Ron McCartney

COLLEGE ALL-STAR GAME

Chicago

1934	Beattie Feathers
1938	Bowden Wyatt
1940	George Cafego
1941	Marshall Abe Shires
	Bob Suffridge
1943	R.A. Long
	Billy Meek
1946	Earle Brown
1948	Denver Crawford
1951	Jim Hill
	J.W. Sherrill
	Bud Sherrod
	Jack Stroud
1952	Hank Lauricella
	Bill Pearman
	Bert Rechichar
1953	Andy Kozar
	John Michels
1955	Darris McCord
1957	Bobby Gordon
	John Gordy
1962	Mike Lucci
1964	Dick Evey
1965	Steve DeLong
1966	Frank Emanuel
1967	Paul Naumoff
1968	Bob Johnson
1970	Jack Reynolds
1973	Jamie Rotella
1975	Neil Clabo
1976	Ron McCartney

EASTHAM ENERGY COLLEGE ALL-STAR GAME

Tempe, Ariz.

2011	Chad Cunningham

GRIDIRON CLASSIC

Orlando, Fla.

1999	Jeremaine Copeland
	Jarvis Reado
2000	Fred White
2001	David Martin
2002	Reggie Coleman
	Dominique Steveson
2003	Keyon Whiteside
2004	Troy Fleming (MVP)
	Anthony Herrera
2005	Victor McClure

LAS VEGAS ALL-AMERICAN CLASSIC

Las Vegas

2004	Robert Peace
	Constantin Ritzmann
	Chavis Smith
2005	Corey Larkins
	Derrick Tinsley

HULA BOWL

Honolulu and Wailuku, Hawaii

1952	Hank Lauricella
1953	John Michels
1972	Jackie Walker
1975	Condredge Holloway (MVP)
	Robert Pulliam
1977	Stanley Morgan
	Larry Seivers
1979	Charlton Webb
1980	Jimmy Streater
	Roland James
1981	Reggie Harper
1982	Lee North
1983	Willie Gault
1984	Reggie White
1985	Reggie McKenzie
	Bill Mayo
1986	Jeff Smith
	Tim McGee
1987	Joey Clinkscales
	Dale Jones
1988	Harry Galbreath
	Anthony Miller
1991	Charles McRae
	Antone Davis
	Alvin Harper
	Anthony Morgan
1996	Shane Burton
	Bubba Miller
1997	Raymond Austin
1999	Jeff Hall
2000	Josh Tucker
2001	DeAngelo Lloyd
2002	Bernard Jackson
2004	Jabari Greer
	Mark Jones
2005	Tony Brown
	Jabari Davis
	Jason Respert
2006	Omar Gaither
2007	Marvin Mitchell
	Bret Smith
2008	J.T. Mapu

Coaches

1975	Bill Battle
1977	Johnny Majors
1986	Johnny Majors
1991	Johnny Majors
2000	Phillip Fulmer

KING ALL-AMERICA CLASSIC

San Jose, Calif.; Tallahassee, Fla.

1990	Tracy Hayworth
	Thomas Woods
1991	Harlan Davis
	Mark Moore

JAPAN BOWL

Tokyo

1977	Stanley Morgan
	Larry Seivers
1980	Craig Puki
	Steve Davis
1981	Tim Irwin
	Brad White
1984	Reggie White (MVP)
1985	Jim Dunkin
	Johnnie Jones
	Raleigh McKenzie
	Reggie McKenzie
1986	Tommy Sims
	Chris White
1987	Bruce Wilkerson
	Charles Davis
	Carlos Reveiz
1988	Terry McDaniel
1989	Keith DeLong
	Jeff Francis
	Kevin Simons
1990	Marion Hobby
	Eric Still
1991	Antone Davis
1992	John Fisher
	Andy Kelly
	Tom Myslinski
1993	J. J. McCleskey
	Mike Stowell

Coaches

1981	Johnny Majors
1985	Johnny Majors
1992	Johnny Majors

MAGNOLIA GRIDIRON ALL-STAR FOOTBALL CLASSIC

Jackson, Miss.

2006	Chris Hannon

NORTH-SOUTH ALL-STAR CLASSIC

Houston

2007	Cory Anderson

NORTH-SOUTH SHRINE GAME

Miami, Fla.; Pontiac, Mich.

1955	Charles Coffey
1961	Glenn Glass
1971	Bobby Majors
	Ray Nettles
	Curt Watson
1976	David Brady
1979	Charlton Webb

Coaches

1971	Bill Battle

OLYMPIA GOLD BOWL

San Diego, Calif

1982	Anthony Hancock

ACADEMIC HONORS & SCHOLARSHIPS

■ CAPITAL ONE ACADEMIC ALL-AMERICANS

College Sports Information Directors of America (CoSIDA) selects the Academic All-America teams. To be nominated, the student-athlete must be a starter or important reserve with at least a 3.20 cumulative grade point average (on a 4.0 scale) for his career. No athlete is eligible until he has reached sophomore athletic and academic standing at his current institution.

CoSIDA chooses All-District and both first and second team All-America teams. Selections below are first team unless otherwise noted.

1956	Charles Rader, Tackle, Chemistry, A-
1957	Bill Johnson, Guard, Bus. Admin., B+
1965	Mack Gentry, Tackle, Bus. Admin., B+
1967	Bob Johnson, Center, Ind. Engr., B+
1970	Tim Priest, Defensive Back, Pre. Law, B+
1980	Tim Irwin, Tackle, Pre. Law, B+
1982	Mike Terry, Defensive End, Bus. Admin., A+
1989	Eric Still, Offensive Guard, Transportation, B+, All-America (2nd); All-District IV
1996	Jeff Hall, Place Kicker, Marketing, 3.31, All-District IV Peyton Manning, Quarterback, Speech, 3.51, All-America (2nd); All-District IV
1997	Peyton Manning, Quarterback, Sports Mgmt., 3.50 GPA, All-America; All-District IV
2000	David Leaverton, Punter, Marketing, 3.53, All-District IV
2001	Will Bartholomew, Fullback, Finance, 3.53, All-District IV Will Overstreet, Defensive End,Finance, 3.46, All-America (2nd); All-District IV
2002	Michael Munoz, Offensive Tackle, Political Science, 3.61, All-District IV (2nd)
2005	Rob Smith, Offensive Guard, Sociology, Criminal Justice, 3.44, All-District IV (2nd)
2006	Erik Ainge, Quarterback, Political Science, 3.43, All-District IV (2nd) James Wilhoit, Placekicker, Sport Studies (M.S.),3.80, All-District IV, All-America (2nd)
2007	Daniel Lincoln, Placekicker, Business Admin., 3.49 All-District IV Austin Rogers, Wide Reciever, Finance, 3.28 , All-District IV
2009	Daniel Lincoln, Placekicker, Enterprise Management, 3.31, All-District (2nd) Cody Sullins, Center, Communication Studies, 4.00 All-District (2nd)

■ McWHORTER SCHOLAR-ATHLETES OF THE YEAR

Each year the SEC, in conjunction with the Alltel Corporation, provides the league's male and female H. Boyd McWhorter Scholar-Athlete Award winners with a $10,000 post-graduate scholarhip. The award recipients are chosen by a committee of Faculty Athletics Representatives from the 12 SEC institutions. The award is named for former SEC Commissioner H. Boyd McWhorter.

1985-86	John Young (Football)
1992-93	Lang Wiseman (Basketball)

■ NASDAQ SCHOLAR-ATHLETE AWARD

The Nasdaq presents the nation's top scholar-athlete $5,000 in scholarship money for the school's general scholarship fund.

1997	Peyton Manning, Quarterback, Speech Communication

■ NACDA PRESEASON GAMES POST-GRADUATE SCHOLAR-ATHLETE AWARD

The National Association of College Directors of Athletics began its post-graduate awards program in 1989-90. The award consists of a $5,000 scholarship for post-graduate studies at the institution of the honoree's choice. Funding for the awards program is through the NACDA Foundation.

1990	Charles McRae (Football)
1998	Peyton Manning (Football)

■ THE NCAA TOP VIII SCHOLAR-ATHLETE AWARDS

The NCAA Today's Top VIII, selected by the NCAA Honors Committee, recognizes distinguished student-athletes from the preceding calendar year for athletics, academic achievement, character and leadership.

1997	Peyton Manning, Quarterback, Speech Communication

■ WOODY HAYES NATIONAL SCHOLAR-ATHLETE

The Woody Hayes National Scholar Athlete Awards are presented by the University and Northwest Sertoma Club of Columbus, Ohio. Six winners are selected each year, two men and women from each of the three divisions of the NCAA.

2005	Michael Munoz, Offensive Tackle

THE ALL-TIME ACADEMIC

Bob Johnson was named to the Academic All-America® All-Time Team announced July 1, 1997, at the College Sports Information Directors of America (CoSIDA) convention in New Orleans by NBC sportscaster Dick Enberg.

Johnson, a two-time All-America center for the Vols (1966-67), was also named Academic All-America in 1967. He was inducted into the College Football Hall of Fame in 1989 and was captain of the Vols' 1967 SEC Championship team.

■ AMERICAN HONDA SCHOLAR-ATHLETE PROGRAM

The Honda Scholar-Athlete program recognizes nine NCAA Division I college football players for their outstanding performance on the field and in the classroom. American Honda donates $3,000 to the general scholarship fund of each player's school on their behalf. Also, Honda names a Scholar-Athlete of the Year and a $10,000 donation is made to the university's general scholarship fund.

1996	Peyton Manning, Quarterback
1997	Peyton Manning, Quarterback (National Scholar-Athlete of the Year)

■ NCAA POST-GRADUATE SCHOLARSHIP AWARDS

The NCAA annually awards 174 post-graduate scholarships to student-athletes who excel academically and athletically and who are in their last year of intercollegiate athletic competition.

In addition to the 35 football honorees, the NCAA awards grants to 32 basketball players (16 each for men and women) and 107 student-athletes participating in sports other than football and basketball in which the NCAA conducts championships.

1971	Football—Don Dembo, Guard, Pre-Medicine
1971	Football—Tim Priest, Defensive Back, Pre-Medicine
1973	Baseball—Bobby Tucker, Outfielder, Business Administration
1977	Football—Mike Mauck, Defensive Back, Pre-Dental
1980	Football—Tim Irwin, Tackle, Pre-Law
1983	Track—Steve Poe, Decathlon, Liberal Arts
1988	Swimming—Mark Jechura, Freestyle, Aerospace Engineering
1993	Basketball—Lang Wiseman, Guard, Finance
1997	Football—Peyton Manning, Quarterback, Speech Communication
1999	Swimming—Adam Engle, Freestyle, Electrical Engineering
2001	Swimming—Zane DeWitz, Butterfly, Psychology
2001	Track—Joe Dickson, Steeplechase, Psychology
2003	Swimming—Greg Simpson, Freestyle, Marketing
2006	Swimming—Tyler Gustafson, Freestyle, Logistics and Transportation
2011	Tennis—John-Patrick Smith, Economics
2011	Swimming—Geoff Sanders, Freestyle, Chemical Engineering
2012	Swimming & Diving—Ryan Helms, Education
2013	Swimming & Diving - Kelsey Floyd, Recreation and Sport Management
2014	Soccer-Caroline Brown, Recreation and Sport Management

■ THE NATIONAL FOOTBALL FOUNDATION SCHOLAR ATHLETE

The National Football Foundation recognizes student-athletes each year by its awards committee to receive a post-graduate fellowship from the Foundation. Each scholar-athlete chosen will receive an $18,000 base scholarship for post-graduate study. The top scholar-athlete will receive the prestigious Draddy Award.

1959	Neyle Sollee, Fullback, Engineering
1967	Bob Johnson, Center, Engineering
1970	Don Denbo, Guard, Pre-Medicine
1976	Mike Mauck, Defensive Back, Pre-Dental
1997	Peyton Manning, Quarterback, Speech Comm. (Draddy Award)
2004	Michael Munoz, Offensive Tackle, Public Admin. (Draddy Award)

■ WILLIAM V. CAMPBELL SCHOLAR-ATHLETE

The National Football Foundation and Hall of Fame honors student athletes weekly with $10,000 donated in their names to the university's general scholarship fund. From the weekly winners the NFF chooses four finalists as top scholar athletes and each will receive an additional $25,000. One of the finalists will be presented the William V. Campbell award as the nation's top scholar athlete as chosen by the NFF Awards Committee.

1995	Scott Galyon, Linebacker, Marketing/Education
1997	Peyton Manning, Quarterback, Speech Comm. (Draddy Award)
1999	Benson Scott, Holder, College Scholars
2004	Michael Munoz, Offensive Tackle, Public Admin. (Draddy Award)

■ AFCA ACADEMIC ACHIEVEMENT AWARDS

The American Football Coaches Association Awards have been presented annually by the Touchdown Club of Memphis to schools with a graduation rate of over 70 percent of its football team. The College Football Association presented the award from 1981-97.

Tennessee won this award in 1989, 1991, 1993, 1998 and 1999.

■ AFCA GOOD WORKS TEAM

The American Football Coaches Association Good Works Teams honors those who show exceptional dedication to community service and to the betterment of communities in which they live. The College Football Association presented the awards from 1992-96.

1995	Bubba Miller, C/G	2000	David Leaverton, P
1996	Peyton Manning, QB	2003	Kevin Burnett, LB
1997	Peyton Manning, QB	2006	James Wilhoit, PK
1998	Jeff Hall, PK	2007	Jerod Mayo, LB

■ HERMAN HICKMAN SCHOLARSHIP

Established by UT alumni and friends in 1958 following the death of Herman Hickman, Tennessee All-America and Hall of Fame member. Hickman, who played at Tennessee from 1929-31, served as assistant coach at Wake Forest, NC State and Army before becoming head coach at Yale. This graduate scholarship is awarded to varsity athletes in the field of their choice. The recipient currently receives a minimum of $1,000 per semester.

1963-64	Wayne Coleman—Football
1965-66	Norbert Ackermann—Football
1966-67	Norbert Ackermann—Football

	John Burpo—Baseball
1967-68	Roger Neiswender—Track
1968-69	Lee Ruch—Tennis
1969-70	Gary Cooper—Baseball
1970-71	Vic Dingus—Football
	Jeff Gabel—Track
1971-72	Jeff Gabel—Track
	Steve Wold—Football
	Don McLeary—Football
1972-73	David Wamer—Track
1973-74	Tim Priest—Football
	Phillip Fulmer—Football
1974-75	Robert Van Malder—Tennis
	Rick Bowers—Track
1975-76	Hal Bibee—Baseball
	David Allen—Football
1976-77	David Allen—Football
	Bill Emendorfer—Football
1977-78	David Allen—Football
	Bill Emendorfer—Football
1979-80	Walter Vredeveld—Swimming
	Scott Genther—Track
	Chip Linebarier—Football
1980-81	Chip Linebarier—Football
	Brent Watson—Football
1981-82	Chip Linebarier—Football
1982-83	Chip Linebarier—Football
1983-84	Mike Adler—Baseball
1984-85	Bob Weldon—Swimming
1986-87	David Moon—Football
1989-90	Adam Epstein—Football
1990-91	Adam Epstein—Football
1992-93	Eric Riffer—Football
1993-94	Eric Riffer—Football
	Tony Thompson—Football
1994-95	Scott Fontis—Swimming
1995-96	Scott Fontis—Swimming
1996-97	Scott Fontis—Swimming
1997-98	Ricky Busquets—Swimming
1998-99	Tony Cosey—Track
2001-02	Russell Johnson—Track
2002-03	John Finlayson—Football
	Gabi Chereches—Swimming
2003-04	Gabi Chereches—Swimming
2005-06	Will Overstreet—Football
2006-07	Will Curtiss—Baseball
2007-08	Jake Finlayson—Football
	Chris Robinson—Golf
2008-09	C.J. Fayton—Football
2009-10	Jarod Parrish—Football
2010-11	Jarod Parrish—Football

PEYTON MANNING SCHOLARSHIP

The University of Tennessee honors former Vol quarterback Peyton Manning each year by presenting a scholarship to a first-year student who will participate in UT's Honors program. The scholarship is funded from gifts to the University garnered from Manning's academic awards, the UT Athletic Department's corporate matching grants program and other private gifts.

Manning's four-year career at UT (1994-97) produced a number of awards that generated $165,000 in scholarship funds. Among the awards were the Burger King-Vincent dePaul Draddy National Scholar Athlete of the Year, the Davey O'Brien Foundation Award and the American Honda Scholar-Athlete of the Year.

The Manning Scholarship covers the costs of full tuition for a male or female student. The award is granted to a first-year student on the basis of academic achievement, leadership and community service.

1998-99	Jay Stephen Burns (Bulls Gap)
1999-2000	Rebekah Ann Capps (Nashville)
2000-01	Hampton Andrew Holcomb Jr. (Memphis)
2001-02	Kimberly Anne Campbell (Union City)
2002-03	Rachel Lauren Mathews (Knoxville)
2003-04	Bradford Andrew Russell (Charlotte, N.C.)
2004-05	Michael Austen Clapp (Greensboro, N.C.)
2005-06	Jessica Nicole Jarrell (Mosheim)
2006-07	Nora Sue Hutchison (Maynardville)
2007-08	Kara Leann Seat (Nashville)
2008-09	Elizabeth Joyce Tiller (Tuscaloosa, Ala.)
2009-10	Joseph Hunter Tipton (Maryville)
2010-11	Marianela D'Aprile (Martin)
2011-12	Phoebe Fogelman (Oak Ridge); Tyrel Prentiss (Knoxville)
2012-13	Chris Barnes (Knoxville); Macy Harrison (Frisco, Texas)
2013-14	Alexandra Brito (Brentwood) Grant Currin (Cleveland)
2014-15	Alex Crockett (Jamestown) Cody Sain (Medina)
2015-16	Alayna Marie Cameron (Cookeville) Ainsley Caitlin Ellington (Alcoa) Jason Liang (Collierville) Michael Steven Lidwin (Chantilly, Va.)

Alex Crockett and Cody Sain received the 17th annual Peyton Manning Scholarship at a presentation in June 2014.

SEC ACADEMIC HONOR ROLL

A

Stockton Adkins, FB, Agriculture, 1957
Erik Ainge, QB, Political Science, 2005, 06, 07
Zack Allen, DB, Exercise Science, 2011
Mikki Allen, DB, Exercise Science, 1997, 98
Carson Anderson, OL, Management, 2012
Murray Armstrong, E, Pre-Medicine, 1958
Max Arnold, LB, Sport Management, 2013
Patrick Ashford, QB, Political Science, 2013, 14

B

Grey Barker, RB, Biology, 1994, 1995
Brett Barnes, LB, Communication Studies, 2008
Ben Bartholomew, TE, Marketing, 2009, 12
Will Bartholomew, RB, Finance, 1998, 99, 2000, 01
John Becksvoort, PK, Liberal Arts, 1992
David Bennett, DB, Psychology, 1992
Chris Benson, WR, Industrial Engineering, 1988, 89
Cody Blanc, WR, Management, 2012, 13, 14
Bradley Blaylock, P, Sport Management, 2001
Shane Bonham, DT, Exercise Physiology, 1993
Drae Bowles, WR, English, 2014
Brent Brewer, DB, Sport Management, 2011
Derrick Brodus, PK, Communication Studies, 2013, 14
Eddie Brown, HB, Agriculture, 1973
Jake Brown, DS, Sport Management, 2007, 08
Jonathan Brown, DE, Liberal Arts, 1997
Wes Brown, DE, Communications, 2007, 09
George Bullock, PK, Business Administration, 2013; Supply Chain Management, 2014
Kevin Burnett, LB, Sport Management, 2002, 03, 04

C

Bram Cannon, H, Arts & Sciences, 2006
Bo Campbell, RB, Business Marketing, 1995
Eric Campbell, DB, Exercise Science, 1998, 99, 2000
Josh Campbell, C, Wildlife, 1996, 1997, 98
Michael Cantwell, LB, Chemical Engineering, 2012, 13, 14
Michael Carillon, DB, Business Administration, 2011
Marcus Carr, TE, Exercise Science, 1997, 98, 99
Jacob Carter, WR, Sport Management, 2012, 13; Human Resource Management, 2014
Jon Catanzano, DB, Retail & Consumer Science, 2004, 05
Chris Cates, WR, Finance, 2010
Peter Chang, DB, Marketing, 2003, 04, 05
Rick Clausen, QB, Recreation & Leisure Studies, 2005
B.J. Coleman, QB, Communication Studies, 2008
Tyler Coombes, DB, Kinesiology, 2013
Jim Bob Cooter, QB, Sport Management, 2003, 04, 05, 06
Brad Cottam, TE, Sport Management, 2005, 07
Jeff Cottam, TE, Enterprise Management, 2006, 07, 08, 09
Geoff Courtney, WR, Sport Management, 2007
Morgan Cox, LS, Finance, 2006, 07, 08, 09
Jonathan Crompton, QB, Communication, 2007, 09
Andrew Crossley, DB, Biochemistry, 2000, 01, 02, 03
Mack Crowder, OL, Management, 2014
Chad Cunningham, P/PK, Sport Mgmt., 2009, 10

D

Jed Dance, LB, General Business, 1986
Matt Darr, P, Human Resource Management, 2014
Stephen Darville, C, Sport Management, 2005, 06, 07, 08
Charles Davis, DB, Political Science, 1986
Kelly Days, DB, Business, 1987
Keith DeLong, LB, Business, 1987
Don Denbo, G, Pre-Medicine, 1969, 1970
Dylan Dickey, QB, Finance, 2005, 06, 07
Vic Dingus, E, Chemical Engineering, 1967, 69
Joshua Dobbs QB, Aerospace Engineering, 2014
Brendan Downs, TE, Supply Chain Management, 2014
Tyler Drummer, WR/H, English, 2013
Bill Duff, DT, Criminal Justice, 1994
Guillaume Dumont, OG, Biochemistry, 2002, 03
Alan Duncan, PK, Agriculture, 1979, 1980

E

Doug Edgar, WR, Mech. Engineering, 2005, 06
Sam Edgmon, FB, Sport Mgmt., 2010
Thomas Edwards, OL, Business Exploratory, 2014
Alex Ellis, TE, Biomedical Engineering, 2012
Shaun Ellis, DE, Undecided, 1997
Kent Elmore, P, Finance, 1989
Justin Emert, OG, Political Science, 1996, 97, 98
Lee England, WR, Biology, 1988, 89
Adam Epstein, PK, Classics/Pre-Law, 1988
Jason Epstein, PK, Political Science, 1992

F

Dale Fair, RB, Engineering, 1974
Kris Fant, WR, Economics, 2006

2014 SEC ACADEMIC HONOR ROLL

Tennessee has had 254 football student-athletes named to the SEC Academic Honor Roll in the last 10 seasons including 28 in 2014.

2014 Honor Roll

Patrick Ashford - Football - Political Science
Cody Blanc - Football - Management
Drae Bowles - Football - English
Derrick Brodus - Football - Communication Studies
George Bullock - Football - Supply Chain Management
Michael Cantwell - Football - Chemical Engineering
Jacob Carter - Football - Human Resource Management
Mack Crowder - Football - Management
Matt Darr - Football - Human Resource Management
Joshua Dobbs - Football - Aerospace Engineering
Brendan Downs - Football - Supply Chain Management
Thomas Edwards - Football - Business Exploratory
Danny Finch - Football - Business Analytics
Jacob Gilliam - Football - Political Science
Gregory Grieco - Football - Kinesiology
Daniel Helm - Football - Materials Science & Engineering
Andrew Henry - Football - Mechanical Engineering
Jakob Johnson - Football - Kinesiology
Kyler Kerbyson - Football - Recreation/Sport Management
Nathan Peterman - Football - Human Resource Management
David Priddy - Football - Mechanical Engineering
Woody Quinn - Football - Agricultural Leadership
Brian Randolph - Football - Management
Joe Stocstill - Football - Management
Deanthonie Summerhill - Football - Sociology
Dylan Wiesman - Football - Pre-Pharmacy
Jordan Williams - Football - Sociology
Justin Worley - Football - Recreation/Sport Management

Jeff Farrington, QB, Theatre, 2005
C.J. Fayton, WR, Sport Management, 2003, 05
Danny Finch, LB, Business Analytics, 2014
Jake Finlayson, TE, Civil Engineering, 2004, 05
John Finlayson, TE, Econ. & Bus. 1998, 99, 2000, 01
Armandos Fisher, LB, Pre-Vet-Medicine, 1991
Jeremy Fitzgerald, RB, Agricul. Educ., 1997
Maurice Fitzgerald, DB, Business, 1998
Brent Freeman, DB, Journalism & Electronic Media, 2006,07, 08
Sammy Frogg, P, Business Administration, 1998, 99, 2000
Channing Fugate, FB, Psychology, 2011, LB, Special Education, 2012
Charles Fulton, HB, Business Administration, 1965, 67
Derrick Furlow, DB, Sport Management, 2009
Ryan Fusco, PK, Finance, 2004

G

Greg Gaines, DB, Marketing, 1978
Omar Gaither, LB, Sport Management, 2005
Scott Galyon, LB, Business Marketing, 1993, 94, 95
Richie Gandy, OT, Sport Management 2002, 04
Mack Gentry, T, Business Administration, 1965
Adam Gillem, OL, Exercise Science, 2004, 05, 06, 07
Jacob Gilliam, OL, Political Science, 2014
Darin Gooch, OL, Logistics, 2011, 12
Jason Grant, DE, Finance, 1997
Ben Greene, DB, Legal Studies, 2005
Gregory Grieco, LB, Kinesiology, 2011, 12, 13, 14
Bill Grimes, WR, Sport Management, 2006
Wayne Grubb, G, Education, 1960
Nick Guess, DS, Logistics & Transportation, 2009, 10, 11
Matt Gurdak, WR, Sport Management, 2002

H

Troy Hale, WR, University Studies, 1985, 86
Jeff Hall, PK, Marketing, 1995, 96, 97, 98
Parys Haralson, DE, Sociology, Criminal Justice, 2005
Bo Hardegree, QB, Exercise Science, 2004, 05, 06
Kyle Haren, LB, Business, 1991
Christian Harris, LB, Business Administration, 2012, 13
Kip Hartman, WR, Exercise Science, 2000, 03
Daniel Helm, TE, Materials Science & Engineering, 2014
John Henderson, H, Sport Management, 2002, 03, 04
Andrew Henry, LS, Mechanical Engineering, 2012, 13, 14
Chris Hightower, PK, Sport Management, 2000
Alden Hill, RB, Graphic Design, 2012, 13
Ryan Hill, FB, Biological Sciences, 2005, 06, 07, 08
Chris Hogue, PK, Sport Management, 1996, 97
Mark Holland, C, Human Performance, 1993
Logan Honeycutt, LB, Psychology, 2011
Daniel Hood, DL, Business Adminisration, 2010, 11, 12, 13
Josh Houston, WR, Logistics & Transportation, 1998, 99, 2000
Chip Howard, W, Business Administration, 1972
Bill Hurst, P, Business Administration, 1997
Tom Hutton, P, Marketing, 1992, 93, 94

I

Mark Ingram, C, Sport Management, 1995, 96
Tim Irwin, T, Pre-Law, 1979, 80
Dusty Ishii, DB, Public Relations, 2001, 02, 03

J

Andre James, LB, Arts & Sciences, 1998
Mike Jester, OG, Liberal Arts, 1979
Austin Johnson, FB, Communication Studies, 2008, 09, 10, 11
Bill Johnson, T, Business Administration, 1957
Bob Johnson, C, Industrial Engineering, 1966, 67
Inquoris Johnson, DB, Sports Psychology (M.S.), 2008
Jakob Johnson, LB, Kinesiology, 2014
Eli Jones, PK, Biochemistry, 1999, 2000, 01
Stanley Jones, DB, Electrical Engr., 1986

K

Ryan Karl, LB, Exercise Science, 2005
Charles Karlosky, LB, Management, 2009
Kyler Kerbyson, OL, Sport Management, 2013, 14
Andy Kerr, PK, Animal Sci, 2001, 02, 03
Taka Koyano, K, Enterprise Management, 2008

L

Brad Lampley, OG, Broadcasting, 1995, 96, 97
Eric Lane, RB, Public Administration, 1996
Herman Lathers, LB, Sport Mgmt., 2010, 11; Agricultural Leadership, Education & Communication (grad school) 2012
Jason Layman, OT, Psychology, 1994
David Leaverton, P, Marketing, 1997, 98, 99, 2000
Ben Lehning, TE, Sport Mgmt., 2010
Roderick Lewis, DB, Psychology, 1990
David Ligon, OG, Finance, 2005
Daniel Lincoln, PK, Business, 2007, 08, 09, 10
Chip Linebarier, DB, Liberal Arts, 1977
Charles Longmire, WR, Physical Education, 1990
Logan Love, DB, Sport Management, 2007

M

Casey Mabry, DT, Broadcasting, 1999
Curt Maggitt, LB, Communication Studies, 2013
Peyton Manning, QB, Speech Communiation, 1995, 96, 97
Tyler Maples, WR, Exercise Science, 2008
T.J. Marrs, DS, Logistics: Operations, 2008, 10
Bill Martin, DS, Agricultural Economics, 2004, 05
Craig Martin, C, Education, 1991
Joey Mathews, QB, Sociology, 1999, 2000, 01
Devin Mathis, PK, Spanish and World Business, 2008
Bruce Mattox, G, Business Administration, 1961, 62
Mike Mauck, DB, Education, 1975
Cameron Mayo, C, Sport Management, 2005, 06
Jerod Mayo, Sport Management, 2007
Kevin Mays, OG, Marketing Education, 1994
Johnny McAdams, DT, Education, 1984
Brett McBrayer, TE, Industrial Engineering, 1988
Jacques McClendon, OL, Economics, 2007, 08, 09
Tyler McCurry, DT, Arts & Sciences, 2004
Terry McDaniel, CB, Human Services, 1987
Charles McRae, OT, History, 1990
Adam Miles, DS, Journalism, 2004
Cleon Mitchell, RB, Business, 1992
Nigel Mitchell-Thornton, LB, Management, 2010
David Moon, T, Finance, 1984
Steve Mugleston, LB, Public Relations, 2003
Michael Munoz, OT, Public Administration, 2002, 03, 04
Adam Myers-White, LB, Exercise Management, 2006, 07, 08
Tom Myslinski, G, Zoology/Pre-Medicine, 1988, 91

N

Nash Nance, QB, Management, 2011
Ralph Nelson, OT, Public Relations, 1993
Tony Nelson, DB, Social Work, 1986
Philip Newman, PK, Sport Management, 2002, 03

O

Will Ofenheusle, OG, Business, 2001
Antoine Ott-Terrell, WR, Biology, 2006
Will Overstreet, DE, Finance, 1999, 2000, 01

P

Michael Palardy, PK/P, Communication Studies, 2013
Brett Parisi, WR, Studio Art, 2013

Jarod Parrish, DB, Exercise Science, 2006, 07
Pete Panuska, RB, Food Administration, 1986
Nathan Peterman, QB, Communication & Information, 2012, 13; Human Resource Management, 2014
Greg Phillips, T, Engineering, 1974
Scott Pfeffier, TE, Psychology, 1995
Josh Plemons, QB, Exercise Science, 1998, 99, 2000
Bryant Plumlee, TE, Pre-Professional Studies, 2012
Matt Poe, DB, Criminal Justice, 1994
Tauren Poole, TB, Sport Mgmt., 2008, 09, 10, 11
Cody Pope, OG, Political Science, 2008
Alan Posey, OL, Geography, 2013
Jason Price, H, Marketing, 1995, 96
Peerless Price, WR, Business, 1996, 97
David Priddy, DB, Mechanical Engineering, 2013, 14
Tim Priest, HB, Liberal Arts, 1968, 70, 71
John Propst, LB, Industrial Engineering, 2011, 12, 13

Q

Woody Quinn, TE, Communication Studies, 2013; Agricultural Leadership, 2014

R

Charles Rader, T, Chemistry, 1954, 55, 56
Brian Randolph, DB, Business Administration/Management, 2012, 13, 14
Josh Ray, WR, Finance, 2007
Seth Reagan, P, Finance, 2000, 01, 02
Chris Regan, WR, Sport Management, 2007
Jason Respert, C, Sport Management, 2004
Nick Reveiz, LB, Enterprise Management, 2007, 08, 09, 10
Chip Rhome, PK/P, Wildlife and Fisheries Science, 2011
Ray Robinson, C, Industrial Engineering, 1988
Austin Rogers, WR, Finance, 2006, 07, 08, 09
Zach Rogers, WR, Management, 2010, 11, 12
Jamie Rotella, LB, Business Admn., 1972
David Rudder, QB, Pre-Dentistry, 1978

S

Randy Sanders, QB, Liberal Arts, 1985, 86, 87, 88
David Sands, RB, Physics,1996
Craig Sanford, P, Sport Management, 1997
John Sartelle, TE, Organismal Biology, 1994
Benson Scott, H, College Scholars Program, 1996, 97, 98, 99
Brad Sharp, FB, Political Science, 2003
Jarrod Shaw, OL, Agriculture & Natural Resources Leadership, 2010
Mandela Shaw, DB, Accounting, 2010
Kevin Shipley, TE, Journalism, 2005
Heath Shuler, QB, Marketing, 1993
Nilo Silvan, WR, Liberal Arts, 1993
Daniel Slutsky, P, Exercise Science, 2008
Heath Smargiasso, DB, Biology, 1994, 95
Jeff Smith, OG, Sociology, 1993
Rob Smith, OG, Sociology, Crim. Justice, 2003, 04, 05
Thomas Stallworth, LB, Sport Mgmt., 2001
Bobby Starks, WR, Business, 1998
Eric Still, OG, General Business, 1986, 87, 88, 89
Joe Stocstill, FB, Business Administration, 2013
Jake Storey, LB, Enterprise Management, 2008, 10, 11
Owen Sullenger, WR, Psychology, 1996
Cody Sullins, OG, Finance, 2006, 07, 08, 09
Cory Sullins, OL, Finance, 2006, 07, 08, 09
Deanthonie Summerhill, TB, Sociology, 2014
Dakota Summers, FB, Arts & Sciences/ Sociology, 2011, 13

T

Richard Templeton, P, Finance, 1995
Mike Terry, DE, Business Administration, 1981, 82
Brent Thomas, DS, Sport Management, 2000
Justin Thomas, LB, Business Administration, 2013
Brett Thomason, FB, Enterprise Management, 2008
Nikolay Timoshchuk, LB, Sport Management, 2013
Robert Todd, OT, Sociology, 1990, 91, 92
Patrick Toole, PK, Sport Management, 2013
Josh Tucker, OG, Mechanical Engineering, 1997, 98, 99

U

Mark Upton, OT, Mech. Engineering, 1993, 94, 95

V

Burney Veazey, QB, Economics, 1998, 99, 2000
Corey Vereen, DL, Computer Science, 2013
Ian Vinson, DB, Language & World Bus./Spanish, 2003, 04, 05
Todd Vinson, TB, Arts & Sciences, 2003, 06

W

Sam Wantland, OG, History, 2003, 04, 05
Preston Warren, DB, Political Science, 1988
Brent Watson, T, Liberal Arts, 1976, 77
Ben Weisensel, OL, Business, 2006
Kevin Wendleboe, PK, Sport Management, 1990, 91
Chris West, DT, Animal Sci., Human Dev., 1996
Dylan West, WR, Pre-Professional, 2011; Psychology 2012, 13
Lance Wheaton, QB, Exercise Physiology, 1994
Steve White, DE, Psychology, 1995
Dylan Wiesman, OL, Pre-Pharmacy, 2014
James Wilhoit, PK, Speech Communication, 2003, 04, 05, 06
Jordan Williams, DL, Sociology, 2013, 14
Robert Williams, FB, Political Science, 2004, 05
Tyler Williams, OG, Broadcasting, 2002, 03, 04
Tyler Wills, DB, Environmental & Soil Sciences, 2010
Jason Witten, TE, Sport Management, 2002
Tyler Wolf, DB, Logistics & Transportation, 2007, 08, 09, 10
Casey Woods, WR, Psychology, 2004, 05, 06, 07
Brian Word, LB, Speech Communication, 2001, 02
Justin Worley, QB, Sport Management, 2012, 13, 14
Justin Wright, TB, Sport Management, 2008

XYZ

Paul Yatkowski, DT, Exercise Physiology, 1993
Robert Yonce, DB, Logistics, 2011
Kelly Ziegler, LB, Exercise Physiology, 1987

VOL SCHOLAR PATCH

The VOLScholar program seeks to signal a commitment of intellectual vigor and academic excellence. In addition, the program will help awaken students' natural curiosity and build upon their desire to earn educations, not merely degrees. Students will assume personal accountability for their actions and taken ownership of their academic progress. The VOLScholar program will foster students' internal motivations, to the end that they become self-directed, lifelong learners.

A student is eligible to wear the VOLScholar patch if he/she holds a cumulative GPA of 3.0 or above or has earned a GPA of 3.0 or above in either of the two academic semesters (fall/spring or spring/fall) immediately preceding the beginning of competition.

■ Students who have not completed at least two academic semesters (fall/spring or spring/fall) at UT are not eligible to wear the VOLScholar patch.

■ Students who have been placed on academic probation during either of the two academic semesters (fall/spring or spring/fall) immediately preceding the beginning of competition are not eligible to wear the VOLScholar patch.

VOLMANAC

RETIRED NUMBERS

On Sept. 15, 2012, the University of Tennessee announced the retirement of the jersey of legend Johnny Majors (45). Based on the new criteria for these types of honors, the jersey of Majors was retired, but the number 45 was not taken out of circulation. This will be the case for all subsequent Tennessee football players whose jerseys are retired. In 2005, ceremonies were held to retire the jerseys of Doug Atkins (91), Peyton Manning (16) and Reggie White (92). Also, in 2006 four former Vols, Clyde (Ig) Fuson (62), Rudy Klarer (49), Bill Nowling (32), and WIllis Tucker (61), who died in World War II and had their jerseys retired in 1946. Ceremonies were held during the 2006 UT-Air Force game to officially memorialize those four players killed in World War II.

16 PEYTON MANNING

Ceremony Oct. 29, 2005

Manning is the most decorated athlete in UT history. He left Tennessee as the SEC's all-time leading passer with 11,201 yards, setting 42 passing records during his Vols career that included two NCAA, seven SEC and 33 UT marks.

Off the field, Manning won the Draddy Award as National Scholar-Athlete of the Year in 1997 and graduated in three years with a degree in speech communications. He graduated with the highest GPA (3.61) in his field.

During his pro career, Manning has earned Pro Bowl honors 14 times in his 16 seasons played and garnered an NFL-record five MVP awards (2004, 05, 08, 09, 13). Manning led the Colts to two Super Bowl appearances (XLI & XLIV) winning XLI MVP honors, and the Denver Broncos in XLVII in 2014.

45 JOHNNY MAJORS

Ceremony Sept. 15, 2012

A 1987 inductee of the National Football Foundation and College Football Hall of Fame, Majors played for the Volunteers from 1954-1956. He earned both SEC Player of the Year honors and All-SEC selection at tailback twice, in 1955 and 1956. A unanimous All-American in 1956, he finished second in the Heisman Trophy balloting after leading the Vols to a 10-1 record, an appearance in the Sugar Bowl, and a final national ranking of No. 2.

91 DOUG ATKINS

Ceremony Nov. 19, 2005

Doug Atkins is considered by many to be the greatest defensive linemen in football history. After originally signing with UT on a basketball scholarship, Atkins went on to gridiron All-America status in 1952, was the only player to be unanimously named to the All-SEC Quarter Century Team (1950-74) and was selected SEC Player of the Quarter Century. Atkins retired with the most NFL games played (205) by a defensive lineman. The Vols went 29-4-1 with Atkins on the field and won the 1951 national championship.

92 REGGIE WHITE

Ceremony Oct. 1, 2005

White, who died Dec. 26, 2004, at the age of 43, collected a school-record 32 sacks in his four years with the Vols to establish himself as the most prolific pass rusher in Tennessee history. Fifteen of those sacks came in his senior year of 1983, a campaign former Vols head coach Phillip Fulmer called the "most individually dominant season I've ever seen."

Known as the "Minister of Defense," White went on to a 17-year pro football career, retiring as the NFL's all-time sack leader with 198. He was elected to the College Football Hall of Fame in 2002. He graduated from Tennessee in 1990.

FOUR VOLS who died during World War II had their jerseys retired in 1946. Ceremonies were held Sept. 9, 2006.

62 CLYDE (IG) FUSON

(March 11, 1923 — Dec. 4, 1944), a native of Middlesboro, Ky., and fullback on the 1942 team, shared playing time with Nowling. Ig had a younger brother, Herschel (Ug) Fuson, who was a freshman on the 1942 team.

49 RUDY KLARER

(March 9, 1923 — Jan. 6, 1945) was a reserve guard in 1941 and starter in 1942, from Louisville, Ky.

32 BILL NOWLING

(Aug. 8, 1920 — Aug. 9, 1944), a fullback 1940-42, from St. Petersburg, Fla., was a three-year starter.

61 WILLIS TUCKER

(May 10, 1918 — Nov. 28, 1944), a graduate of Knoxville High School, earned a Vol football letter in 1940 and was a sprint star on the track team.

ALL-TIME LETTERMEN

TENNESSEE LETTERMEN'S T-CLUB

The Tennessee Lettermen's T-Club is open to any person who has been awarded a varsity letter in any NCAA sanctioned sport at UT and is interested in the purposes of the organization. All members who have paid their annual dues should be known as an active member with rights and privileges according to the bylaws.

The Athletic Department has made it a top priority to create a warm atmosphere for former Vol athletes on those happy occasions when they return to campus for a visit.

And now, they have a place to congregate on Saturdays before Tennessee football games. The Lauricella Center for Letterwinners, which opened in the fall of 2008, is located in the northwest corner of Neyland Stadium and constitutes the perfect gathering place. The Center is open two hours before kickoff to lettermen and their guests each home game.

The business office for the Lettermen's "T" Club is located in Thompson-Boling Arena.

Lettermen's T-Club
P.O. Box 47
Knoxville, TN 37901-0047
(865) 974-9054
T-club@utk.edu

CONDREDGE HOLLOWAY
Executive Director

ZIBBIE KERIN
Director

A

Abernathy, George (Owl) T., C, 1926, 27, Pulaski
Ackermann, Norbert J. Sr., C, 1939, 40 (Capt.), Louisville, Ky.
Ackermann, Norbert J. Jr., C, 1963, 64, Chamblee, Ga.
Adams, Mark, TE, 1988, 89, 90, 91, Virginia Beach, Va.
Adams, Ralph, G, 1952, Lawrenceburg
Adkins, Stockton, BB, 1955, 56, 57, Union City
Aguillard, Kyle, TE, 1977, 78, 79, Port Neches, Texas
Aiello, Sam, QB, 1982, Huntington Beach, Calif.
Aiken, Malcolm, T, 1930, 31, 32 (Capt.), Memphis
Ainge, Erik, QB, 2004, 05, 06, 07, Hillsboro, Ore.
Aitchison, Bret, DE, 1979, Boise, Idaho
Akin, Brent, OG, 1978 (Service), Florence, Ala.
Alatorre, Steve, QB, 1980, 81, Cypress, Calif.
Alexander, Corey, DB 2012 (Service), Gallatin
Alexander, Frank, E., 1950, 51, 52, Murphy, N.C.
Alexander, Roger, DE, 1998, Paterson, N.J.
Alexander, W.C., Sub., 1900
Allen, David C., DB, 1970, 71, 72, Athens, Ga.
Allen, Jason, DB, 2002, 03, 04 (Capt.), 05 (Capt.), Muscle Shoals, Ala.
Allen, Jimmy, TE, 1970, Vincennes, Ind.
Allen, John H., RHB, 1929, 30, 31, Elizabethton
Allen, Mikki, DB, 1996, 97, 98, 99, Murfreesboro
Alley, E.H. (Herc), RE, 1927, 28, Chattanooga
Alston, Chris, C, 1992, Hopkins, S.C.
Amonette, Jason, P, 1993 (Service), Nashville
Amsler, Greg, RB, 1986, 88, 89, 90, Chatham, N.J.
Anderson, Anthony, DB, 2009, 10, 11, Knoxville
Anderson, Bill, WB, 1955, 56, 57 (Capt.), Bradenton, Fla.
Anderson, Carson, OL, 2012 (Service), Florence, Ala.
Anderson, Charlie, DE, 1974, 75, 76, Florence, Ala.
Anderson, Cory, FB, 2003, 04, 05, 06 Knoxville
Anderson, Malcolm S., B, 1932, 33, 34, Tullahoma
Anderson, Wendell, RB, 1980 (Service), Knoxville
Andridge, Bob (Breezer), HB, 1938, 39, 40, Knoxville
Applewhite, J.M., LHB, 1911
Asumnu, Stanley, WR, 2006 (Service), Houston, Texas
Arbo, Billy, WR, 1975, 76, 77, 78, Knoxville
Archibald, Doug, LB, 1964, 65, 66, Sarasota, Fla.
Armstrong, Carlton, RB, 1979, 80, 81, Nashville
Armstrong, Jack, BB/QB, 1946, 47, 48, Lenoir City
Armstrong, Murray, RE, 1956, 57, 58, Somerville
Arnett, DeAnthony, WR, 2011, Saginaw, Mich.
Arnold, Max, DB, 2013, 14, McKenzie, Tenn.
Asbury, E.J., G, 1944, 45, Kenvir, Ky.
Ashford, Patrick, H, 2014, Morristown, Tenn.
Aszman, Jim, P, 1986, Cleveland
Atchley, Randy, OG, 1984 (Service), Seymour
Atherton, Myles, RB, 1998 (Service), Brandon, Miss.
Atkins, Doug, T, 1950, 51, 52, Humboldt
Augustine, Pat, RE, 1959, 61, 62 (Capt.), Loretto
Austelle, Alfred, T, 1934, Cowan
Austin, Raymond, DB, 1993, 94, 95, 96, (Capt.) Lawton, Okla.
Autry, Keith, OG, 1974, Louisville, Ky.
Ayres, Joseph, DT, 2010, 11, TE, 13, Knoxville
Ayres, Robert, DE, 2005, 06, 07, 08 (Capt.) Clio, S.C.
Aymett, Julian, C, 1902, 03, Pulaski

B

Bacon, J.B., RE, 1899
Bacon, Pryor E., HB, 1938, 39, Chattanooga
Bailey, Carey, DT, 1988, 89, 90, 91, Morgantown, W.Va.
Bailey, Howard H., T, 1932, 33, 34, Knoxville
Bailey, John (Skeeter) W., HB, 1938, Portland
Baird, Doug, OG, 1987, 88, 89, 90, Waverly
Baird, James A., LT, 1896, 97 (Capt.)
Baird, Robert R., RT, 1896, 97
Baker, Bill, WB, 1966, 67, 68, Jasper
Baker, Carey, RB, 1990, McEwen
Baker, Charles F., RG, 1947, 48, 49, Knoxville
Baker, Charles B., RT, 1960, Chattanooga
Baker, Rashad, DB, 2000, 01, 02, 03 (Capt.), Camden, N.J.
Baker, W.G., FB, 1906, 07, 08, Rockwood
Baldini, Ralph, G, 1961, Horseheads, N.Y.
Balitsaris, George, FB, 1946, 47, 48, Pittsburgh, Pa.
Balitsaris, Mike, E, 1939, 40, 41, Pittsburgh, Pa.
Balthis, R.F., Sub., 1901
Balthrop, Joe, OT, 1969, 70, 71, Clarksville
Bandemier, Bill, LB, 1973, Bolingbrook, Ill.
Banks, James, QB/WR, 2002, 03, Indianapolis, Ind.
Banks, Randy, DB, 1990, Knoxville
Baracca, Marty, FB, 1960, 61, Blairsville, Pa.
Barbish, Bill (Moose), QB, 1951, 52, 53, Cleveland, Ohio
Barker, Grey, RB, 1995, Humboldt
Barksdale, Val, DB, 1977, 78, 79, 80, Harriman
Barnes, Brett, LB, 2008 (Service), Knoxville
Barnes, William (Billy), E, 1937, 38, 39, Memphis
Barnes, W.O, Sub., 1896
Barnett, Derek, DE, 2014, Brentwood, Tenn.
Barnhill, John H., G, 1925, 26, 27 (Capt.), Savannah
Barnum, Greg, C, 1999, Killeen, Texas
Barron, David, OLB, 1974, 75, 76, 77, Atlanta, Ga.
Bartholomew, Ben, FB, 2008, 09, 11, 12 Nashville
Bartholomew, Sam, BB, 1937, 38, 39 (Capt.), Hillsboro, W.Va.
Bartholomew, Will, RB, 1998, 99, 00, 01 (Capt.) Nashville
Bass, Ben, T, 1969, Nashville
Bass, Vernon, DB, 1984, 85, 86, Gallatin
Bates, Bill, DB, 1979, 80, 81, 82, Knoxville

Bates, Jim, LB, 1966, 67, Oxford, Mich.
Bates, William M., RE, 1893
Batey, Jack S., E, 1924, Lewisburg
Battle, Julian, DB, 2001, 02, Royal Palm Beach, Fla.
Baucom, Tom, DT, 1967, 68, 69, Nashville
Baugh, William M., Sub., 1893
Bayer, J.T., RG, 1909
Bayer, S.D., LT, 1913, 14, 15, Cumberland City
Bayless, John D., QB, 1931, 32, 33, Hinsdale, Ill.
Beard, Ed, BB, 1961, Norfolk, Va.
Beavers, Brent, DE, 1997, Tazewell, Va.
Becker, Hubert, TB, 1947, Tamaque, Pa.
Beckler, David, E, 1970, Cleveland
Becksvoort, John, PK, 1991, 92, 93, 94, Chattanooga
Beene, F.R., RHB, 1906
Beene, Jones C. Jr., LE, 1901, 02, 03, 04, 05
Beene, L. Phillip, T, 1928, 29, 30, Jasper
Beene, Patton, RHB, 1901, 02
Begnaud, Shane, DB, 1993, 95, 97, Lafeyette, La.
Behrens, John, SE, 1975, 76 (Service), Fairfax, Va.
Bell, C.A., FB, 1897
Bell, J.D., Sub., 1897
Bell, L.L., RE, 1896
Bellis, Leonard, E, 1945, Philadelphia, Pa.
Bellmont, L.T., RHB, 1904
Bennett, Andy, TB, 1969, 71, Tampa, Fla.
Bennett, David, DB, 1989, 90, 91, 92, Germantown
Bennett, Fred, MG, 1984, 85, 86, Prichard, Ala.
Bennett, Tom L., DE, 1969, 70, 71, Somerville
Bennett, William R. (Bill), BB, 1956, 57, Elizabethtown, Ky.
Benson, Chris, WR, 1989, Ames, Iowa
Benton, Charles, DB, 1983, 84, 85, 86, Spring City
Bergmeier, Ron, WB, 1947, 48, 49, St. Louis, Mo.
Berkhan, Rick, RB, 1977 (Service), Atlanta, Ga.
Bernard, George R., FB, 1893
Beron, Billy, TE, 1994, 95, 96, River Ridge, La.
Berry, Elliott, LB, 2014, Fairburn, Ga.
Berry, Evan, DB, 2014, Fairburn, Ga.
Berry, Eric, DB, 2007, 08 (Capt.), 09 (Capt.) Fairburn, Ga.
Berry, James, RB, 1978, 79, 80, 81 (Capt.), Natchez, Miss.
Beutel, Jim, BB, 1954, 55 (Capt.), North Tonawanda, N.Y.
Bevans, Mike, C, 1968, 69, 70, Donelson
Bevis, William (Billy), B, 1942, 44, 45 (Capt.), Marianna, Fla.
Bibee, M. Bert, C, 1932, 33, Jacksboro
Bible, Alvah, T, 1970 (Service), Corbin, Ky.
Biggers, Kurston, RB, 1999, 00, Nashville
Binion, Larry, P, 1995, 96, Mesa, Ariz.
Bird, Terry, OT, 1964, 65, 66, Elizabethtown, Ky.
Blackstock, William (Bill), QB, 1951, Knoxville
Blair, Hal Edward, HB, 1919, 20, 21 (Capt.)
Blair, Reuben Moore, LE, 1919, Fayetteville
Blake, Tom, T, 1945, Middletown, Ohio
Blanc, Cody, WR, 2012, 13, Knoxville
Blankenship, Warren, C, 1959, 60, 61, Huntingdon
Blaylock, Brad, P, 2001 (Service) Cincinnati, Ohio
Blessing, Hugh 1944
Bohannon, WIllie, DE, 2009, 10, 11, 12, Mobile, Ala.
Bolden, Demonte', DT, 2006, 07, 08 Chattanooga
Bolton, Chris, LB, 1977, 78, 79, 80, Atlanta, Ga.
Bond, Robert U., T, 1924, Lenoir City
Bone, William (Bill), QB, 1923, 24, Memphis
Bonham, Shane, DT, 1992, 93, Fairbanks, Alaska
Bonner, Deion, DB, 2012, Columbus, Ga.
Booker, Ronnie, MG, 1982, Knoxville
Bordinger, Don, G, 1951, Williamsport, Pa.
Borgognone, Dirk, PK, 1987, Reno, Nev.
Boring, Frank (Boomer), T, 1949, 50, 51, Alcoa
Boulware, Robert, DB, 2002, 03, 04, Charlotte, N.C.
Bourches, Joe E., Sub., 1893
Bourkard, Harrison O., G, 1934, 35, Knoxville
Bourne, T.P., Sub., 1900
Bowens, Minor, DT, 2010 (Service), Memphis
Bowles, Drae, WR, 2013, Jackson, Tenn.
Bowman, Larry, TE, 1974, Knoxville
Boyd, Samuel B., HB, 1893
Boynton, John, OT, 1965, 66, 67, Pikeville
Brackett, H.B. (Deke), QB, 1931, 32, 33, Knoxville
Brackney, Rick, DB, 1989 (Service), Knoxville
Bradford, Jim B., C, 1919, 20, Memphis
Brady, David, OT, 1973, 74, 75, 76, Merritt Island, Fla.
Bradley, Shazzon, DT, 1988, 89, 90, 91, Athens
Branch, Rufus C., QB, 1910, 11 (Capt.) 12
Brandau, Arthur A., C, 1942, Baltimore, Md.
Brandt, Frederic (Fritz) P., E, 1928, 29, 30, Erwin
Branisel, A.J., TE, 2013, South Euclid, Ohio
Brann, Ray O., C, 1958, Knoxville
Braswell, James, DB, 1996, Maryville
Bray, Tyler, QB, 2010, 11, 12, Kingsburg, Calif.
Breeding, Ken, RE, 1960, 61, Kingsport
Brengle, Bobby, TB, 1952, 53, 54, Spring City
Brewer, Brent, DB, 2010, 11, 12, 13, Tyrone, Ga.
Bridges, Greg, DB, 1980, Knoxville
Bridges, Hal, G, 1956, Chattanooga
Briggs, Jesse, RB, 1977, Memphis
Brimfield, William, OT, 2009, Norway, S.C.
Briscoe, Josh, WR, 2005, 06, 07, 08 Shelby, N.C.
Brixey, Tom, LT, 1948, 49, Tullahoma
Brodus, Derrick, PK, 2012, Alcoa
Bronson, Tom, LB, 1987, Brooksville, Fla.
Bronson, Tommy E., FB, 1955, 56, 57, Gainesville, Fla.
Brooks, Daniel, LB, 2003, 04, Jackson
Broome, W. Lloyd, FB, 1938, 40, Knoxville
Broug, J.L., LT, 1900, 01
Brown, Bob, G, 1960, Lawrenceburg
Brown, Bryce, RB, 2009, Witchita, Kan.
Brown, C.D., HB, 1892
Brown, Chris, TE, 2004, 05, 06, 07, Destrehan, La.
Brown, Earle W., G, 1939, 45, Knoxville
Brown, Eddie, DB, 1971, 72, 73 (Capt.), Guild
Brown, Eric, LB, 1996, 97, Edmond, Okla.
Brown, Fred (Bo), E, 1923, 24, 25, Cleveland
Brown, Herbert T., G, 1928, 29, 30, Nashville
Brown, Jake, DS, 2008 (Service), Conway, S.C.
Brown, James P., RT, 1892, 93
Brown, Jonathan, DE, 1994, 95, 96, 97, Tulsa, Okla.
Brown, Kenny, LT, 1960, 61, 62, Gallatin
Brown, Laron, WR, 1983, Dayton, Ohio
Brown, Richard, DT, 1984, 85, Riviera Beach, Fla.
Brown, Terry, DB, 1983, 84, 85, 86, Macon, Ga.
Brown, Tony, WR, 2001, 02, 03, 04 (Capt.), Lauderdale Lakes, Fla.
Brown, Travis, DB, 1998 (Service), Memphis
Brown, Victor, DB, 1992, 93, Savannah, Ga.
Brown, W.C., Sub., 1906
Brown, W.P., LT, 1908
Brown, Wes, DE, 2006, 07, 08, 09, Athens, Ala.
Browne, David, C, 1968, 69, 70, Birmingham, Ala.
Brozowski, John, T, 1969 (Service), Allentown, Pa.
Bruhin, John, OG, 1985, 86, 87, Knoxville
Brunson, Mario, RB, 1990, 91, 92, 93, Portsmouth, Va.
Bryan, C.L., QB, 1899
Bryson, G.G., HB, 1899
Bryson, Shawn, RB, 1995, 96, 97, 98, (Capt.), Franklin, N.C.
Bryson, William J., FB, 1940, Asheville, N.C.
Buckingham, H.L., C, 1910
Buckingham, Nash, FB, 1901, 02 (Capt.) Memphis
Bullard, Alex, OL/TE, 2011, 12, 13, Franklin
Bullard, Ralph, OT, 1974, 75, 76, 77, Atlanta, Ga.
Burdette, A.M., Sub., 1906, 07
Burdette, George M., G, 1923, 24, 25, Lenoir City
Burgess, Robert E., G, 1927, Knoxville
Burke, Greg, PK, 1989, 90, Key Biscayne, Fla.
Bynum, Kenny, 2014, LB, Jacksonville, Fla.

C

Cafego, George, HB, 1937, 38, 39, Scarbro, W.Va.
Caldwell, Chan, E, 1945, 46, 47, Knoxville
Caldwell, J.A., RE, 1902, 03, 04, 05
Caldwell, J.H. Jr., LHB, 1903, 04, 05
Caldwell, Lamar, LB, 1970, 71, 72, Memphis
Caldwell, Mike, OT, 1972, 73, 74, Birmingham, Ala.
Callahan, P.H., B, 1914
Callaway, Richard, TB, 1967, 68, 69, Eau Gullie, Fla.
Callaway, Tom, MM, 1967, 68, 69, Welch, W.Va.
Cameron, Bill, DT, 1963, 64, 65, Raeford, N.C.
Cameron, A.D. (Scotty), HB, 1912, 14, 15, Chicago, Ill.
Campbell, Bo, RB, 1995, Franklin
Campbell, Corey, DB, 2003, 04, 05, Spring, Texas
Campbell, David, DE, 1971, 72, 73, Nashville
Campbell, Earl, G, 1950, 51, 52, Elizabethton
Campbell, Eric, DB, 2000 (Service), Franklin
Campbell, Josh, DS, 1998 (Service), Knoxville

Campbell, Kenneth, RB, 1990, 91, Chattanooga
Campbell, M.R., T, 1896, 99, Tullahoma
Campbell, L. Roe, QB, 1920, 21, 22, 24, Greeneville
Campbell, Tony, LB, 2000, 01, Athens, Ga.
Canale, Frank, WB, 1962, Memphis
Canale, George, TB, 1960, 61, 62, Memphis
Canale, Whit, WB, 1962, 64, Memphis
Canini, Pat, FB, 1963, Columbus, Ohio
Cannon, Bram, H, 2008, 09, Memphis
Cannon, Gary, KS, 1960, 61, Ft. Lauderdale, Fla.
Cannon, R.L., HB, 1892
Cannon, Sinclair, DB, 2005, 06, 07, Greer, S.C.
Cantrell, Craig, LB, 1979, Knoxville
Cantrell, Edd M., E, 1953, 54, 55, 56, Sparta
Careathers, Paul, RB, 1972, 73, 74, Lafeyette, Ga.
Carmichael, Nick, DB, 1971, 72, 73, Atlanta, Ga.
Carpenter, Don, DB, 1969, 70, Providence, R.I.
Carr, Hilrey, FB, 1956, Livingston
Carr, J.R., LS, 2012, 13, Lomita, Calif.
Carr, Marcus , TE, 1999 (Service), Kingsport
Carroll, Alonzo M. Jr. (Goat), LE, 1911, 12, 13, 14
Carroll, Steve, DT, 1967, 68, 69, Chattanooga
Carson, Allan, DL, 2011, Oxford, Ala.
Carter, Al, TB, 1955, 56, 57, Sarasota, Fla.
Carter, Dale, DB, 1990, 91, Oxford, Ga.
Carter, George, E, 1950, Farmville, Va.
Carter, Howard, DT, 1976 (Service), Murfreesboro
Carter, Jacob, WR, 2012, 13, 14, Nashville
Carter, J.W., FB, 1959, 60, 61, Wise, Va.
Carter, Tony, OLB, 1984 (Service), Nashville
Carter, Vince, WR, 1984, 85, 86, Nashville
Cartwright, Jim, BB, 1958, 59, 60, Athens
Casteel, Mike, DT, 1980, 81, 82, Maryville
Catanzano, Jon, DB, 2005 (Service) Murrysville, Pa.
Cates, Clifton B., LT, 1914, 15
Chadnock, John, G, 1944, 45, Steubenville, Ohio
Chadwell, James J., T, 1942, Kingsport
Chadwick, Dennis, WR, 1970, 71, 72, Decatur, Ga.
Chadwick, Walter, TB, 1965, 66, 67, Decatur, Ga.
Chambers, Harold, RT, 1960, Danville, Ky.
Champion, Toby, OG, 1998, 99, 00, Humboldt
Chancey, Ralph E., FB, 1946, 47, 48, 49 (Capt.), Cleveland
Chancey, Steve, FB, 1971, 72, 73, Knoxville
Chandler, Allen E., C, 1942, Johnson City
Chandler, H.C., HB, 1913
Chang, Peter, DB, 2005 (Service) Syracuse, Ind.
Chapman, D.C., QB, 1896
Chapman, Joey, PK, 1990, 91, 92, 93, Franklin
Chapman, Ray M., C, 1953, LaFollette
Chauvin, Christian, PK, 2001 (Service) Metairie, La.
Chavis, John, DT, 1977, 78, Dillon, S.C.
Christian, Bill, DT, 1977, 79, Indiana, Pa.
Christmas, E.K., 1924, Morristown
Cifers, Ed, E, 1938, 39, 40, Kingsport
Cifers, Robert G., HB, 1941, 42, Kingsport
Cissell, Don, RT, 1959, 60, Louisville, Ky.
Clabo, Neil, P, 1972, 73, 74, Knoxville
Clabo, Phil, OT, 1973, 74, 75, Knoxville
Clark, Gregory, DL, 2013, Warner Robins, Ga.
Clark, Vince, DB, 1982, 83, 84, Del Ray Beach, Fla.
Clausen, Casey, QB, 2000, 01, 02, 03 (Capt.), Northridge, Calif.
Clausen, Rick, QB, 2004, 05 (Capt.), Thousand Oaks, Calif.
Claxton, J.O. (Jim), C, 1932, 33, 34, Knoxville
Clay, Boyd, T, 1937, 38, 39, Old Hickory
Clayton, Rufus, QB, 1922, Corydon, Iowa
Clear, Cameron, TE, 2011, Memphis
Clemmens, Bob B., HB, 1921, Maryville
Clemmer, James H., E, 1930, 31, Benton
Cleveland, Terence, WR, 1986, 87, 88, 89, Sweetwater
Clifton, Chad, OT, 1996, 97, 98, 99 (Capt.), Martin
Clinkscales, Joey , WR, 1984, 85, 86 (Capt.), Knoxville
Cloninger, Bob O., C, 1952, 53, Chattanooga
Cobb, Reggie, RB, 1987, 88, Knoxville
Cochran, E.R., LE, 1906
Cockrell, Alan, QB, 1981, 82, 83, Joplin, Mo.
Cody, J.R., C, 1907, Arlington
Cofer, Joe, DB, 1982, 83, 84, Knoxville
Cofer, Mike E. , TE, 1979, 80, 81, Chamblee, Ga.
Cofer, Mike L., DE, 1979, 80, 81, 82 (Capt.), Knoxville
Coffey, Bryan, DB, 1985, Shalimar, Fla.
Coffey, Charles, G, 1953, 54, 55, Shelbyville
Coffman, Leonard, FB, 1937, 38, 39, Greeneville
Coggins, Roger, BB/QB, 1948, 49, Portsmouth, Va.
Coker, LaMarcus, TB, 2006 Antioch
Cole, Bill, DB, 1973, 74, 75, Church Hill
Cole, Jeff, OLB, 1983 (Service), Carthage
Cole, Harry A., RT, 1910
Coleman, B.J., QB, 2008, Chattanooga
Coleman, Chuck , RB, 1981, 82, 83, Louisville, Ky.
Coleman, Cosey, OT, 1997, 98, 99, Clarkston, Ga.
Coleman, Jeff, DT, 1995, 96, 97, 98, Gaffney, S.C.
Coleman, Jimmy L., E, 1938, 39, 40, St. Albans, W.Va.
Coleman, Justin, DB, 2011, 12, 13, 14, Brunswick, Ga.
Coleman, Lee, DT, 1969, Raleigh, N.C.
Coleman, Reggie, OT, 1999, 00, 01, Jonesboro, Ark.
Coleman, Wayne A., BB, 1960, 61, 62, Miami, Fla.
Colhoun, Adams, Sub., 1897
Collier, Harris T., C, 1893
Colquitt, Britton, P, 2005, 06, 07, 08 Knoxville
Colquitt, Craig, P, 1975, 76, 77, Knoxville
Colquitt, Dustin, P, 2001, 02, 03, 04, Knoxville
Colquitt, Jerry, QB, 1991, 92, 93, 94, Oak Ridge
Colquitt, Jimmy, P, 1981, 82, 83, 84, Knoxville
Colston, Travis, LB, 1999, 00, Marshville, N.C.
Combs, Lewis, RB, 1982 (Service), Bluff City
Cone, Steve, OG, 1973, 74, Lawrenceburg
Connelly, Robert C., 1941
Cook, John, TE, 1982, 83, 84, Knoxville
Cook, Xavier, DB, 1982, Memphis
Cooper, Kenneth, RB, 1981, 82, 83, 84, Huntsville, Ala.
Cooper, Kevin, FB, 2008, 09, 10, Chattanooga
Cooper, Richard, DT, 1984, 85, 87, Memphis
Cooper, W.C., LHB, 1948, 49, 50, Knoxville
Cooter, Jim Bob, QB, 2006 Fayetteville
Copeland, Jeremaine, WR, 1995, 96, 97, 98, Harriman
Corby, Graff, WR, 1996, 97, Knoxville
Cornick, T.R., RT, 1899
Costello, Mike, C, 1959, Springfield, Ohio
Cottam, Brad, TE, 2004, 05, 06, 07, Germantown
Cottam, Jeff, TE, 2006, 07, 08, 09, Germantown
Cotton, Jackie, MM, 1963, 64, 65, Memphis
Cottrell, C.B., Sub., 1907
Couch, Maurice, DL, 2011, 12, Orlando, Fla.
Covington, C. L., LE, 1903
Cox, J.T., RT, 1901, 02
Cox, John B. 1891, 92
Cox, Morgan, DS, 2007, 08, 09, Collierville
Cox, William G. 1929, 31, RE, Sevierville
Cozart, Joe, DB, 1981, 82, Sweetwater
Craig, George P., B, 1933, 34, 35
Craig, T.E., RT, 1899, Sherman, Texas
Crain, Michael, DE, 2007 (Service) Jacksonville, Fla.
Crawford, Denver, T, 1942, 46, 47 (Capt.), Kingsport
Crawford, Edwin S. , T, 1934, 35
Crawford, Frank J., T, 1935, 36, 37
Crawford, S.D., QB, 1901, 02
Creamer, Andre, DB, 1984, 85, 86, 87, Baltimore, Md.
Creer, Lennon, RB, 2007, 08 Tatum, Tex.
Crompton, Jonathan, QB, 2006, 07, 08, 09 (Capt.), Waynesville, N.C.
Croom, Jason, WR, 2013, 14, Norcross, Ga.
Crosby, Phillip, RB, 1997, 98, 99, Bessemer City, N.C.
Cross, Roy L., E, 1942, 45, Knoxville
Crossley, Andrew, FB, 2003 (Service), Talbott
Crowder, Mack, OL, 2013, 14, Bristol, Tenn.
Crowson, Larry, QB, 1951, Sheffield, Ala.
Crump, Raiques, LB, 2010, 11, 12, 13, Birmingham, Ala.
Crutchfield, Todd 1987, ILB, (Service), Charleston, W.Va.
Cruze, Kyle (Buddy), E, 1955, 56, Knoxville
Cummins, Charles L. Sr., LE, 1919, 21, Fayetteville
Cummins, Charles L. Jr., LE, 1949, Hartsville
Cunningham, Chad, PK, 2007, 08, 09, 10, Dawsonville, Ga.
Cunningham, Mike, OG, 1976, 77, Knoxville
Cunningham, Rory, OG, 1980, Mableton, Ga.
Cvetnick, John, FB, 1954, Century, W.Va.

D

Daffer, Ted, G, 1949, 50, 51, Norfolk, Va.
Dafney, Bernard, OT, 1990, 91, Los Angeles, Calif.
Dallas, Vincent, WR, 2011, 12, Ellenwood, Ga.
Dalton, Benny, DB, 1968, 69, Walland
Dalton, Bob, RG, 1961, 62, 63, Walland
Dalton, Ray, LE, 1962, Franklin
Dalton, Terry, SE, 1966, 67, 68, Goodlettsville
Daniels, Terry, DB, 1979, 80, 81, Miami, Fla.
Daniels, Tim, OG, 1979, Massilon, Ohio
Danychuk, Bill, T, 1964, Lachine, Quebec, Canada
Darden, Brian, RB, 1996, 97, Vicksburg, Miss.

Darr, Matt, P, 2011, 12, 14, Bakersfield, Calif.
Darty, Landon, LE, 1955, 56, 57, Carbon Hill, Ala.
Darville, Stephen, DT, 2008 (Service) Rome, Ga.
Davis, Antone, OT, 1987, 88, 89, 90, Fort Valley, Ga.
Davis, Bob, C, 1949, 50, 51, Bluefield, W.Va.
Davis, Charles, DB, 1983, 84, 85, 86, New Paltz, N.Y.
Davis, Dorian, LB, 2006, 07, Iowa City, Iowa
Davis, Harlan, WR, 1990, Metarie, La.
Davis, Jabari, TB, 2001, 02, 03, 04, Stone Mountain, Ga.
Davis, John (Tex), E, 1951, 52, Bogata, Texas
Davis, Keith, RB, 1985, 86, 87, 88, Nashville
Davis, Kevin, DE, 1974, 75, 76, Rome, N.Y.
Davis, Ronald, DB, 1991, 92, 93, 94, Bartlett
Davis, Steve L., DE, 1977, 78, 79, Knoxville
Davis, Vando, RB, 1986, 87, 88, Wilmington, Del.
Dawson, D.A., RHB, 1912, 13
Daffer, Ted, G, 1949, 50, 51, Norfolk, Va.
Dafney, Bernard, OT, 1990, 91, Los Angeles, Calif.
Dalton, Benny, DB, 1968, 69, Walland
Dalton, Bob, RG, 1961, 62, 63, Walland
Dalton, Ray, LE, 1962, Franklin
Dalton, Terry, SE, 1966, 67, 68, Goodlettsville
Daniels, Terry, DB, 1979, 80, 81, Miami, Fla.
Daniels, Tim, OG, 1979, Massilon, Ohio
Danychuk, Bill, T, 1964, Lachine, Quebec, Canada
Darden, Brian, RB, 1996, 97, Vicksburg, Miss.
Darty, Landon, LE, 1955, 56, 57, Carbon Hill, Ala.
Darville, Stephen, DT, 2008 (Service) Rome, Ga.
Davis, Antone, OT, 1987, 88, 89, 90, Fort Valley, Ga.
Davis, Bob, C, 1949, 50, 51, Bluefield, W.Va.
Davis, Charles, DB, 1983, 84, 85, 86, New Paltz, N.Y.
Davis, Dorian, LB, 2006, 07, Iowa City, Iowa
Davis, Harlan, WR, 1990, Metarie, La.
Davis, Jabari, TB, 2001, 02, 03, 04, Stone Mountain, Ga.
Davis, John (Tex), E, 1951, 52, Bogata, Texas
Davis, Keith, RB, 1985, 86, 87, 88, Nashville
Davis, Kevin, DE, 1974, 75, 76, Rome, N.Y.
Davis, Ronald, DB, 1991, 92, 93, 94, Bartlett
Davis, Steve L., DE, 1977, 78, 79, Knoxville
Davis, Vando, RB, 1986, 87, 88, Wilmington, Del.
Dawson, D.A., RHB, 1912, 13
Days, Kelly, DB, 1987, 88, 89, 90, Dayton, Ohio
Deaver, Everett E. H. , G, 1924, Knoxville
Decker, James Quinn, FB, 1928, 29, 30, Nashville
DeFillippo, Joe, RB, 1975 (Service), Lancaster, Ohio
DeHart, Dick, QB, 1966 (Service), Bridgeport, Conn.
DeLong, Keith, ILB, 1985, 86, 87, 88 (Capt.), Lawrence, Kan.
DeLong, Ken, TE, 1967, 68, 69, Norfolk, Va.
DeLong, Steve, G, 1962, 63, 64 (Capt.), Norfolk, Va.
DeLucca, Jerry, TE, 1954, 55, Peabody, Mass.
Demastus, Mike, C, 1974, 75 (Service), Murfreesboro
DeMelfi, Joe, C, 1962, Berwick, Pa.
Denbo, Don, OG, 1968, 69, 70, Pulaski
Denlinger, H.K., 1891, HB, (Capt.)
Denney, Austin, TE, 1965, 66 (Capt.) Nashville
Denson, Keith, DB, 1988, 89, Orville, Ohio
Derryberry, F. Woodrow, B, 1935, 36, Columbia
Derryberry, O. Merton, LE, 1930, 31, Columbia
Derryberry, W. Everett, HB, 1925, 27, Columbia
Derwin, Jim , TB, 1963, Wyandotte, Okla.
Dickens, Phil W., B, 1934, 35, 36, Hartsville
Dickerson, Calvin, MG, 1981, Memphis
Dickerson, Mondre, DT, 2002, 03, Memphis
Dickey, Daryl, QB, 1984, 85, Gainseville, Fla.
Dietzen, Walter N., HB, 1919, 20, 21, South Pittsburg
Dilemme, Bill, RB, 1991, Longwood, Fla.
Dinges, D.C., LG, 1907
Dingus, Vic, DE, 1967, 68, 69, Kingsport
Diogu, Eric, TE, 1996, 97, 98, Garland, Texas
Disney, Theodore E. (Ty), HB, 1929, 30, 31, Greenville
Disspayne, Elmer, E, 1939, Nashville
Ditmore, Frank M., E, 1934, 35, Etowah
Ditmore, J.M., RT, 1958, Clarksville
Doak, Alf, T, 1920, Tusculum
Dobbs, Joshua, QB, 2013, 14, Alpharetta, Ga.
Dobelstein, Bob, G, 1942, 44 (Capt.) 45, Bridgeport, Conn.
Dobelstein, Russ, LT, 1944, 45, 46, Bridgeport, Conn.
Dockery, Rex, LT, 1963, Cleveland
Dodd, Robert Lee (Bobby), QB, 1928, 29, 30, Kingsport
Dodson, Richard B., FB, 1925, 26, 27
Donahue, Ken, T, 1949, 50, Corryton
Donaldson, R.C., C, 1896
Donaldson, W.J., LE, 1906
Donelson, A.J. Jr., LHB, 1911, 12
Doolin, Phil, DE, 1973, Rome, Ga.
Dorsey, Albert, HB, 1965, 67, Tampa, Fla.
Dorsey, Richard T., B, 1932, 33, 34, Memphis
Dotson, Dewayne, DE, 1989, 90, Hendersonville
Dougherty, Joe Q., T, 1933, 35, 36, Gate City, Va.
Dougherty, Nathan W., RT, 1906, 07, 08, 09 (Capt.), Powell Station
Douglas, A.H., LHB, 1901, 02
Douglas, Aaron, OT, 2009, Maryville
Douglas, Cody, OT, 2002, 03, 04, 05 (Capt.), La Marque, Texas
Douglas, David, OT, 1984, 85, Spring City
Douglas, Steve, DT, 1983, 84, Spring City
Downey, Pat, BB, 1962, 63, Montgomery, Ala.
Downs, Brendan, TE, 2011, 12, 13, 14, Bristol
Drost, Ray, G, 1942, 46, 47, Scranton, Pa.
Drummond, Keith, E, 1954, 55, Mt. Pleasant, Texas
Drummonds, Ronnie, DE, 1968, 69, 70, Knoxville
Drummer, Tyler, WR/H, 2012, 13, Powell
Dudley, Bubba, QB, 1969, Nashville
Duff, Bill, DT, 1994, 95, 96, 97, Delran, N.J.
Dumont, Guillaume, OG, 2003 (Service), St. Hubert, Quebec
Duncan, Alan, PK, 1978, 79, 80, Norris
Duncan, Clark, DB, 1977, 78, 80, Erwin
Duncan, Clyde, WR, 1981, 82, 83, Oxen Hill, Md.
Duncan, Edwin Cheek, HB, 1936, 37, 38, Decaturville
Dunkin, Jim, OLB, 1983, 84, Bakersfield, Calif.
Dutton, Cliff, WR, 1992, Sykesville, Mo.
Duvall, Jim, TE, 1975, 76, 77, Tullahoma

E

Earl, Richard, OT, 1970, 71, 72, Petersburg, Va.
Eblen, R. Hooper, B, 1935
Edgmon, Sam, FB, 2009, Pulaski
Edmiston, Don (Speedy), T, 1939, 40, 41, Midland, Fla.
Edmonds, Derrick, DB, 1996, 97, 98, 99, Tampa, Fla.
Edmonds, H.M., RHB, 1896, 97, 1900, York, Ala.
Edmonds, Oscar 1944, Knoxville
Edwards, Anthony, DE, 1969, 70, 71, Kingsport
Edwards, Skip, DB, 1964, 66, Ocala, Fla.
Eichholtz, Bill, WR, 1984, Knoxville
Eichholtz, Cory, DB, 2009, Knoxville
Eldred, Ralph E., E, 1936, 37, 38
Elkas, Ray, LG, 1948, 49, Pawtucket, R.I.
Elkins, L.E., Sub., 1910
Elliott, Frank S., T, 1925, 27
Ellis, Alex, TE, 2014, Del Mar, Del.
Ellis, Carl, T, 1963, 64, Mulberry, Fla.
Ellis, Dick, T, 1967, Tullahoma
Ellis, J.B., G, 1931, 32, 33, Halls
Ellis, Shaun, DE, 1997, 98, 99, Anderson, S.C.
Ellspermann, Steve, C, 1966 (Service), Ocala, Fla.
Elmore, James W., HB, 1925, 26, 27, Knoxville
Elmore, Kent, P, 1988, 89, Apopka, Fla.
Emanuel, Frank, LB,1963, 64, 65, Newport News, Va.
Embry, Jim, LB, 1974, Louisville, Ky.
Emendorfer, Bill, OG, 1970, 71, 72, Cleveland
Emert, Justin, OT, 1998 (Service), Rockford
Emery, John, DE, 1993, 94, Norco, La.
Emmons, Bobby, RB, 1976, 77, 78, Fayetteville
Emory, Bill, LHB, 1915, 16
Emory, David, BB, 1957, Knoxville
England, Lee, WR, 1987, 88, 89, Gallatin
Ensley, Jerry, WB, 1960, 61, 62, Chandler, N.C.
Epperson, Harry G., B, 1935, 36
Epps, Cortney, WR, 1994, Dallas, Texas
Epstein, Adam, PK, 1988, East Amherst, N.Y.
Epstein, Jason, KS, 1992 (Service), East Amherst, N.Y.
Ernsberger, Dick, FB, 1949, 50, 51, Mansfield, Ohio

Etter, Gene, TB, 1958, 59, 60, Chattanooga
Evans, Art, DB, 2008, 09, 10, 11, Lakeland, Fla.
Evans, Joe, QB, 1919, 20
Evey, Dick, RT, 1961, 62, 63, Springfield, Ohio

F

Fagan, Jomo, WR, 2002, 03, 04, Plantation, Fla.
Fair, Dale, FB, 1974, Elizabethton
Fair, Terry, DB, 1994, 95, 96, 97, Phoenix, Ariz.
Faircloth, Mallon, TB, 1961, 62, 63, Cordele, Ga.
Fairfield, C.D., Sub., 1897, Oak Grove
Falco, Joe, DT, 1963, 64, Bridgeport, Conn.
Farmer, Joel, C, 1983, 84, 85, Knoxville
Farrar, Scot, OT, 1976, 77, Manchester
Faulkner, Craig, WR, 1990, 91, 92, 93 (Capt.), Richmond, Ky.
Faust, Hugh D., QB, 1930, Knoxville
Fayton, C.J., WR, 2002, 03, 04, 05, Virginia Beach, Va.
Feathers, Beattie, B, 1931, 32, 33, Bristol, Va.
Fellows, Roshaun, DB, 2004, 05, Warren, Ark.
Felty, Gene, C, 1949, 50, Bristol
Fender, M.W., FB, 1912
Ferris, Charles E., RT, 1892
Fielden, Alan, RE, 47, 48, 49, Knoxville
Fields, Brad, DT, 1979 (Service), Ashland City
Fields, Earnest, LB, 1988, 89, 90, 91 (Capt.), Milan
Filson, Dave, LB, 1968, 69, Nashville
Finch, Kelsey, RB, 1976, 77, 78, Sheffield, Ala.
Finlayson, Jake, TE, 2002, 03, 05, Selmer
Finlayson, John, TE, 1998, 99, 00, 01 Selmer
Finney, James I., C, 1928, 29
Fisher, Armandos, LB, 1993, East St. Louis, Ill.
Fisher, Bob, T, 1951, 52, 53, Cleveland, Ohio
Fisher, Buddy, RE, 1961, 62, 63 (Capt.), Maxwell, Va.
Fisher, James C., RT, 1892, 93
Fisher, Jody, C, 1941, 42, Bluefield, W. Va.
Fisher, John, C, 1988, 89, 90, 91 (Capt.), Milan
Fisher, Lavoisier, ILB, 1982, 83, 84, 85, Nashville
Fisher, Tom, LB, 1964, 65, Brooksville, Fla.
Fisher, Walter, DE, 2006, 07, 08, Nashville
Fitchpatrick, Tim, WR, 1973, 74, 75, Doraville, Ga.
Fitzgerald, Jeremy, RB, 1997, Dayton
Fitzgerald, Maurice (Buck), DB, 1998, 99, 00, 01, Nashville
Fleming, Cory, WR, 1990, 91, 92, 93 (Capt.), Nashville
Fleming, Troy, FB, 2000, 01, 02, 03, Franklin
Fletcher, Mark, DB, 1988, 89, 90, 91, Cincinnati, Ohio
Flora, Charles, E, 1949, 50, Danville, Va.
Flowers, George, HB, 1924, Covington
Flowers, Richmond, WB, 1966, 67, 68, Montgomery, Ala.
Foley, Kevin, RB, 1996, Gatlinburg
Folsom, Derrick, LB, 1989, Valdosta, Ga.
Fonde, C.H., RHB, 1910, 11, 12 (Capt.)
Ford, Chester, RB, 1994, 95, 96, Danville, Ky.
Ford, Glenn, RB, 1979, 80, Greensboro, N.C.
Foreman, Malik, DB, 2013, 14, Kingsport, Tenn.
Foster, Arian, RB, 2005, 06, 07, 08, San Diego, Calif.
Foster, Clifton, DB, 1983 (Service), Alexandria, Va.
Foster, Ramon, G, 2005, 06, 07, 08 (Capt.), Henning
Fowler, W. S. (Monk), WB, 1947, Phillips, Texas
Fowlkes, Steven, DL, 2012, College Park, Ga.
Fox, D.N., LT, 1904, Knoxville
Fox, R.E., LHB, 1904, Knoxville
Foxall, Joe, LG, 1960, 61, 62, Nashville
Foxx, Bob, HB, 1938, 39, 40, Knoxville
Foxx, Frank, RB, 1976, 77, 78, Knoxville
Francis, Hugh, HB, 1919
Francis, J.H., Sub.,1910
Francis, Jeff, QB, 1985, 86, 87, 88, Mt. Prospect, Ill.
Francis, John, T, 1941, 46, 47, Knoxville
Frank, Milton, G, 1931, 32, 33, Nashville
Franklin, Aubrayo, DT, 2001, 02, Johnson City
Franklin, Coy, RG, 1958, Madisonville
Franklin, John, T, 1930, 31, 32, Covington
Franklin, L.D. 1908, 09
Franklin, Mack, E, 1951, 52, 53 (Capt.), Madisonville
Franklin, Robbie, OG, 1964, 65, 66, Knoxville
Frazier, Bobby, DE, 1963, 64, 65, Bartow, Fla.
Frazier, Savion, LB, 2007, 08, 09, 10, Woodbridge, Va.
Freeman, Brent, DB, 2008 (Service), Suwannee, Ga.
Freeman, Dwayne, WR, 1992, Hagerstown, Md.
French, F.D., RG, 1900, Maryville
Frere, Rob, DT, 1970, 71, 72, Annandale, Va.
Frere, Ron, OT, 1972 (Service), Annandale, Va.
Frogg, Michael, C, 2006, 07, Kingston
Frogg, Sammy, P, 2000, Kingston
Frost, Ken, LT, 1959, 60, Brentwood
Frost, Tim, DB, 1992, Scottdale, Ga.
Fugate, Channing, FB/LB, 2010, 11, 12, Jackson, Ky.
Fuhler, Tom, DT, 1990, 91, Crystal Lake, Ill.
Fuller, Ben F., G, 1927, 28, 29, Dyersburg
Fuller, C.J., QB, 1902, 03, Memphis
Fulmer, Phillip, OG, 1969, 70, 71, Winchester
Fulton, Charles, TB, 1965, 66, 67, Memphis
Fulton, Robert W., T, 1935, 36
Fulton, Zach, OG, 2010, 11, 12, 13, Homewood, Ill.
Furlow, Derrick, DB, 2009, Atlanta, Ga.
Furnas, Doug, RB, 1981, 82, Commerce, Okla.
Furnas, Mike, OG, 1982, 83, Commerce, Okla.
Fusco, Ryan, PK (Service) 2005, Memphis
Fuson, Clyde (Ig), FB, 1942, Middlesboro, Ky.

G

Gaffney, James T., HB, 1941, 42, Cumberland, Md.
Gaines, Antonio, DB, 2004, 05, 06, 08, Covington
Gaines, Cory, DB, 1995, 96, 97, Baton Rouge, La.
Gaines, Greg, DB, 1978, 80, Nashville
Gaines, Teddy, DB, 1998, 99, 00, 01, Kingsport
Gaither, Omar, LB, 2002, 03, 04, 05, Charlotte, N.C.
Galbreath, Harry, OG, 1984, 85, 86, 87 (Capt.), Clarksville
Galiffa, Art, QB, 1964, 66, Donora, Pa.
Gallagher, Joe, OG, 1973, 74, 75, 76, Chester, Pa.
Galyon, Scott, LB, 1992, 93, 94, 95 (Capt.), Seymour
Gamble, A.M., RG, 1899
Gamble, R.M., E/QB, 1901, 02
Gammage, Elliott, OT, 1965, 66, 67, Cedartown Ga.
Gandy, Richie, OT, 2004, 05, Darlington, S.C.
Gann, Gene, BB, 1960, 61, Tuscaloosa, Ala.
Garmon, Bob, P, 1985, 86, 87, Birmingham, Ala.
Garner, Charlie, RB, 1992, 93, Falls Church, Va.
Garner, Hugh, WB, 1952, 53, 54, LaFollette
Gaulden, Rashaan, DB, 2014, Spring Hill, Tenn.
Gault, Willie, WR, 1979, 80, 81, 82, Griffin, Ga.
Gauze, J.W., C, 1911
Gayles, Mike, FB, 1974, 75, 76, Cincinnati, Ohio
Gaylor, Jim, PK, 1975, 76, 77, Nashville
Gearing, Paul, LT, 1946, 47, 48, 49, Manongahela, Pa.
Gebhardt, W.T., RT, 1892
Geisler, J.V., RE, 1911, 12
Gentry, Mack, DT, 1964, 65, 66, Knoxville
Gerardi, Greg, OT, 1990, Irvine, Calif.
Getteys, P.W., RHB, 1902
Gettys, R.E., HB, 1899
Giamapapa, Matt, LS, 2014, Jackson, Tenn.
Gibson, Brent, C, 1993, 94, 95, 96, Canton, N.C.
Giddens, Clarence E., C, 1934, 35
Gillem, Adam, DE, 2007 (Service), Knoxville
Gillespie, Charles, OT, 1979, 82, Spring City
Gilliam, Jacob, OL, 2014, Knoxville, Tenn.
Gilliam, Jim, DS, 1991, Gallatin
Glascott, Bob, FB, 1956, Philadelphia, Pa.
Glass, Glenn, TB, 1959, 60, 61, Clewiston, Fla.
Gleaves, Bob, BB, 1956, Shelbyville
Glover, Jimmy, MM, 1965, 66, 67, Lafayette
Godzak, Ed, WB, 1952, Webster, Pa.
Gold, Bill, FB, 1941, 42, 46, Brockton, Mass.
Golden, Tad, DB, 1998, 99, 00, 01, Lithonia, Ga.
Gonce, J.W., G, 1903
Gooch, Darin, C, 2010, 12, Reno, Nev.
Gooch, Mike, OT, 1965, 67, 68, Florence, Ala.
Gooden, Bernard, OG, 1999, 00, Bradenton, Fla.
Goodin, Chad, C, 1989, Englewood
Goodin, Matt, DT, 1998 Englewood
Goodrich, Dwayne, DB, 1996, 97, 98, 99, (Capt.) Oak Lawn, Ill.
Goodrich, Guinn B., G, 1932, 33, Nashville
Gordon, Bobby, TB, 1955, 56, 57, Pulaski
Gordon, Eric, DB, 2010, 11, 12, Nashville
Gordon, Milton, ILB, 1986, Jacksonville, Fla.
Gordon, Rodney, OT, 1990, 91, 92, Toledo, Ohio
Gordy, John, T, 1954, 55, 56 (Capt.), Nashville
Gowdy, Jerry, LE, 1962, 63, North Charleston, S.C.
Graddy, Sam, WR, 1985, 86, Atlanta, Ga.
Graham, Bobby, WR, 1999, 00, 01, Statesville, N.C.
Graham, Conrad, DB, 1970, 71, 72, Winston-Salem, N.C.
Graham, J.H., LG, 1910
Graham, Jay, RB, 1993, 94, 95, 96 (Capt.), Concord, N.C.

Graham, Joe, OG, 1964, 67, Fayetteville
Grant, Deon, DB, 1997, 98, 99, Augusta, Ga.
Grant, Jason, DE, 1997 (Service). Brentwood
Grant, Stan, DB, 1976, Boise, Idaho
Granzow, Judd, LB, 1998, 99, Granada Hills, Calif.
Gratz, Bobby, OG, 1963, 64, 65, Morristown
Graves, Samuel Ray, C, 1940, 41 (Capt.), Knoxville
Gravitt, Mitchell, TE, 1973, Hixson
Gray, Daniel, DB, 2012, Lauderdale Lakes, Fla.
Gray, Glenn, RE, 1963, 64, 65, Augusta, Ga.
Green, Louis A., RT, 1926, Gallatin
Green, T.B., LG, 1900, 01, 02, 03 (Capt.)
Green, Ron, DT, 1995, 96, 97, 98, Severna Park, Md.
Greene, Ben, DB, 2004, 05, 06, Jonesboro, Ga.
Greenwood, B. J., Sub., 1912
Greer, Jabari, DB, 2000, 01, 02, 03, Jackson
Greer, R.A., HB, 1899
Gregory, Kevin, DS, 1997, 98, 99, Union, S.C.
Grieco, Gregory, LB, 2013, Knoxville
Griesbach, Bob, LB, 1952, Portsmouth, Va.
Griffin, Gerald, DB, 1996, 97, 98, 99, Murfreesboro
Griffith, Dave, LHB, 1952, 53, Oak Ridge
Grim, Joe, RE, 1901, 02, 03
Grim, W.H., E, 1904
Grimes, Bill, WR, 2006 (Service), Douglasville, Ga.
Grizzard, Kenneth, C., 1921, 22, Clarksville
Grubb, Jim, WB, 1956, 57, Oak Ridge
Grubb, Wayne, RG, 1958, 59, 60, Athens
Gruble, John, E, 1947, 48, 49, 50, Mt. Airy, N.C.
Gudalis, Bill, C, 1958, Sykesville, Pa.
Gudger, V.L., LHB, 1902, 03, Asheville, N.C.
Guess, Nick, DS, 2010, 11, Knoxville
Gunn, Carlton, LB, 1979, Tampa, Fla.
Gunther, J.A., LG, 1906
Gurdak, Matt, WR, 2002 (service), Buckhannon, W. Va.
Gust, Ron, E, 1952, 53, 54, North Tonawanda, N.Y.

H

Hackman, J.S., LHB, (Buddy) 1928, 29, 30, Nashville
Hagy, Everett, Sub., 1896
Hahn, Jimmy C., MG, 1966, 67, 68 (Service), Gainesville, Fla.
Hahn, Jimmy R., QB, 1949, 50, 51, Newport News, Va.
Hair, Sammy, DE, 1972, 73, 74, Dalton, Ga.
Hale, Jerrone, WR, 2002 (Service), Morristown
Hale, Troy, WR, 1985, DeSoto, Texas
Hall, Jason, DT/DE, 2002, 03, 04, 05, Marietta, Ga.
Hall, Jeff, PK, 1995, 96, 97, 98 (Capt.), Winchester
Hambaugh, P.C., LT, 1915, 16, Clarksville
Hamilton, H.T., RG, 1900
Hamilton, Mercedes, OG, 1995, 96, 97, 98 (Capt.), Waynesboro, Ga.
Hammond, Bill, RT, 1962, 63, Kingsport
Hampton, Anthony, LB, 1994, 95, 97, Englewood, N.J.
Hancock, Anthony, WR, 1978, 79, 80, 81, Cleveland, Ohio
Hancock, Quintin, WR, 2007, 08, 09, St. Augustine, Fla.
Hand, Omari, DE, 1999, 00, 01, 02 (Capt.), Tallahassee, Fla.
Hannah, Carl, LE, 1956, Lafayette, Ga.
Hannon, Chris, WR, 2002, 03, 04, 05, Sarasota, Fla.
Haralson, Parys, DE, 2002, 03, 04 (Capt.), 05 (Capt.), Flora, Miss.
Hardegree, Bo, QB, 2006 (Service), Jackson
Hardesty, Montario, TB, 2006, 07, 08 (Capt.), 09 (Capt.), New Bern, N.C.
Hardy, Darryl, LB, 1988, 89, 90, 91, Cincinnati, Ohio
Haren, Kyle, LB, 1991, Chattanooga
Hargiss, Joseph E., RG, 1893
Harkleroad, Clay, OG, 1964, Kingsport
Harkleroad, Rod, C, 1966 (Service), Knoxville
Harkness, W.S. (Bill), QB, 1923, 24, 25, 26 (Capt.), Jellico
Harp, Thomas (Red), B, 1935, 36, 37, Pineville, Ky.
Harper, Alvin, WR, 1987, 88, 89, 90, Frostproof, Fla.
Harper, Daryl, WR, 1980, 81, Memphis
Harper, Reggie, TE, 1977, 78, 79, 80, Hartsville
Harrell, Justin, DT, 2003, 04, 05, 06 (Capt.), Martin
Harris, Chris, DB, 1993 (Service), Maryville
Harris, Christian, LB, 2012, 13, Woodstock, Ga.
Harris, Paul, WR, 2013, Accokeek, Md.
Harrison, Jim, QB, 1979 (Service), Lakeland, Fla.
Hartman, Kip, WR, 2003 (Service), Mt. Pleasant, Mich.
Haslam, Jim, T, 1950, 51, 52 (Capt.), St. Petersburg, Fla.
Hatcher, Adolphus H. (Buck), T, 1915, 16, 19, 20 (Capt.)
Hatcher, Bill, HB, 1923, Fayetteville
Hatcher, O.C., FB, 1916
Hatley, Ralph L., G, 1932, 33, 34 (Capt.), Jackson
Hawkins, David, LB, 1983 (Service), Knoxville
Hayden, Aaron, RB, 1991, 92, 93, 94, Detroit, Mich.
Hayden, Jerrod, LB, 1997, Louisville, Ky.
Hayes, Joe Black, G, 1935, 36, 37 (Capt.), Murfreesboro
Hayley, Samuel B., T, 1911, 12, 13 (Capt.), Jackson
Haynes, Samuel H., LE, 1893
Haynesworth, Albert, DT, 1999, 00, 01, Hartsville, S.C.
Hays, Robert L., C, 1891
Hayworth, Tracy, DE, 1986, 87, 88, 89, Decherd
Heard, Scott 1984, C, (Service), Athens
Heath, Chris, DB, 2002, 03, Hattiesburg, Miss.
Heath, Ricky, DB, 1973, Atlanta, Ga.
Hefney, Jonathan, DB, 2004, 05, 06, 07, Rock Hill, S.C.
Helm, Daniel, TE, 2014, Chatham, Ill.
Helton, L.T., C, 1960, 62, Morristown
Helton, Todd, QB, 1993, 94, Knoxville
Henderson, John C., H/P, 2003, 04, Germantown
Henderson, John N., DT, 1999, 00, 01 (Capt.) Nashville
Henderson, Joseph Ray (Possum), G, 1916, 19, Knoxville
Henderson, Sam, RB, 1982, 83, 85, South Bend, Ind.
Hendricks, Gerald S., E, 1936, 37, 38
Hendrix, Dwayne, DL, 2014, O'Fallon, Ill.
Hendrix, Tim, TE, 1983, 84, 85, 86, DeSoto, Texas
Henry, Duan, ILB, 1982, Newport
Henry, Travis, RB, 1997, 98, 99, 00, Frostproof, Fla.
Hensley, Steven, WR, 2009 (Service), Coalfield
Hensley, Tom, T, 1952, 53, Knoxville
Henson, Tavio, DB, 1989, 90, 91, 92, Severn, Md.
Henton, Sterling, QB, 1987, 89, 90, Passiac, N.J.
Herndon, L. Houston, E, 1927, 28, 29, Lexington
Herrera, Anthony, OG, 2000, 01, 02, 03, Naples, Fla.
Herring, Melvin G., HB, 1936, 37
Herrmann, Gary, T, 1951, Davenport, Iowa
Herzbrun, Lon, RG, 1955, 56, 57, Washington, D.C.
Heydrick, Paul D., HB, 1929, Charleston, W.Va.
Hibbard, Bob, WB, 1954, 55, 56, Midland, Pa.
Hibbett, Johnny, OG, 1983, 84, 85, 86, Mt. Juliet
Hickman, Herman, RG, 1929, 30, 31, Johnson City
Hicks, Bob, C, 1947, Hazelton, Pa.
Hidinger, Lee, LB, 1973, 74, 75, Memphis
Higginbotham, Roger, DT, 1974, Oak Ridge
Hightower, Chris, PK, 2000 (Service), Weaverville, N.C.
Hill, Alden, RB, 2013, Alliance, Ohio
Hill, Claude, FB, 1946, 47, 48, Nashville
Hill, Gaylon, OG, 1970, 71, 72, Brownsville
Hill, Jimmy, QB, 1948, 49, 50, Maryville
Hill, Ryan, FB, 2008 (Service), Kingston
Hillman, Bill, WB, 1942, 46, Kane, Pa.
Hines, Tyrone, LB, 1994, 95, 96, Brownsville
Hite-Smith, Van O., LG, 1896
Hobby, Marion, DE, 1986, 87, 88, 89 (Capt.), Irondale, Ala.
Hodge, Bonnie, HB, 1937
Hogue, Chris, PK/P, 1996, 97, Memphis
Holbert, David, FB, 2004, 05, 06, 08 (Service), Nashville
Holland, Mark, C, 1992, 93, 94, Sale Creek
Hollopeter, C. E., HB, 1899, 1900, 01 (Capt.)
Holloway, Condredge, QB, 1972, 73, 74 (Capt.), Hunstville, Ala.
Holloway, Jerry, OT, 1967, 68, Memphis
Holohan, Francis, G, 1950, 51, 52, Niagara Falls, N.Y.
Holsclaw, Claude, B, 1944, Elizabethton
Holt, Laird, E, 1929, 30, 31, Franklin
Holt, Ricky, OLB, 1981, 82, 83, Tifton, Ga.
Holt, Robert (Tarzan), FB, 1920, 21, 22, 23 (Capt.)
Honea, Ken, BB, 1961, 62, 63, Chattanooga
Hood, Daniel, DL, 2011, 12, 13, Knoxville
Hood, Merlyn, WR, 1970, 71, East Moline, Ill.
Hooser, P. Hobart (Hobe), G, 1927
Horn, David, TE, 1992, 93, 94, 95, Jonesboro, Ga.
Horne, Kevin, DB, 1998 (Service), Tucker, Ga.
Horner, Amos J., FB, 1927, 28
Hough, Joe, QB/DB, 1976, 77, Oklahoma City, Okla.

Houston, Cedric, TB, 2001, 02, 03, 04, Clarendon, Ark.
Houston, Josh, WR, 2000, Kingston
Hovanic, Mark, DT, 1985, 86, 87, Yorktown, Va.
Howard, Alton, WR, 2012, 13, 14, Orlando, Fla.
Howard, Anthony, DT, 1985, 86, Berkeley, Calif.
Howard, Chip, WR, 1971, 72, 73, Knoxville
Howard, Ermal, RG,1946, 47, 48, Matawan, W.Va.
Howard, Joey, DT, 1986, 87, Springfield, Ohio
Howard, William, RB, 1984, 85, 86, 87, Lima, Ohio
Howe, Bubba, C, 1954, 55, 56, Memphis
Howell, Frank, DT, 1970, 71, Columbia
Hubbard, Bill, G, 1953, 54, Lynchburg, Va.
Hubbard, Hal, QB, 1951, 52, 53, Lynchburg, Va.
Hubbell, Franklin S. (Bud), E, 1941, 42, 46, Bridgeport, Conn.
Hubbell, Webster E., T, 1941, Bridgeport, Conn.
Hubbuck, Carl, G, 1937
Huddleston, Ben, E, 1946, 47, Chattanooga
Hudson, John Bill, LE, 1960, 61, 62, Jefferson City
Hueser, Vernon, C, 1946, 47, 48, Marcus, Iowa
Huff, Avery, TE, 1980, New Market
Huffman, Dick, T, 1942, 46, Charleston, W.Va.
Hug, Paul N., E, 1928, 29, 30, Kingsport
Hughes, Montori, DT, 2009, 10, Murfreesboro
Humphreys, Cecil C. (Sonny), E, 1933, 34, 35, Paris
Hundley, Elmo E. T, 1927
Huneycutt, Ralph, C, 1947, 48, 49, Appalachia, Va.
Hunt, Brian, MG, 1985, 86, 87, DeSoto, Texas
Hunt, George, KS, 1969, 70, 71, Clearwater, Fla.
Hunter, George L., E, 1936, 37, 38, Somerset, Ky.
Hunter, Justin, WR, 2010, 11, 12, Virginia Beach, Va.
Hurd, Jalen, RB, 2014, Hendersonville, Tenn.
Hurley, Leonard F., T, 1920, 21, 22
Hurst, Bill, P, 1998 (Service), Brentwood
Husband, Tom, C, 1958, 60, Nashville
Hust, Al, E, 1940, 41, 42 (Capt.), Cleveland, Ohio
Hust, Emil R., E, 1939, 41, Cleveland, Ohio
Hutchinson, Byron, T, 1942, St. Petersburg, Fla.
Hutton, Tom, P, 1991, 92, 93, 94, Memphis
Hyde, Jerry, RHB, 1951, 52, 53, Fort Wayne, Ind.

I

Ijams, Howard A., QB, 1891, 92, 93 (Capt.)
Inglett, Paul, LG, 1959, 60, Augusta, Ga.
Ingram, Brian, DE, 1977, 78, 79, Memphis
Ingram, Mark, C, 1995, 96, Sneads Ferry, N.C.
Ingram, Phil, WR, 1978, 79, Nashville
Ingram, Reggie, LB, 1990, 91, 92, 93, Memphis
Irwin, Tim, OT, 1978, 79, 80, Knoxville
Ishii, Dusty, DB, 2003, Huntington Beach, Calif.

J

Jackson, Bernard, DE, 1998, 99, 00, 01, Louisville, Ky.
Jackson, Howard, RT, 1956, 57, 58, Kingston
Jackson, Janzen, DB, 2009, 10, Lake Charles, La.
Jackson, Leonard, MG, 1980, 81, Macon, Ga.
Jackson, Malik, DT, 2010, 11, Northridge, Calif.
Jackson, Marcus, OL, 2011, 12, 14, Vero Beach, Fla.
Jakobik, Jack, DB, 1991, 92, Nashville
James, Andre, LB, 1998, 99, 00, 01, Harmony, N.C.
James, David, OG, 1980, 81, 82, Cincinnati, Ohio
James, Ja'Wuan, OT, 2010, 11, 12, 13, Suwanee, Ga.
James, Roland, DB, 1976, 77, 78, 79 (Capt.), Jamestown, Ohio
Janes, Palmer, E, 1919, 20, 21, Memphis
Jared, W. Bennett, LHB, 1915
Jarnagin, F. W., C, 1899, 1900, 01, Jefferson City
Jarvis, Ron, FB, 1965, 66, 67, Rochester, N.Y.
Jasper, Bill, C, 1949, 50, 51, Somerset, Ky.
Jeffers, Lemont Holt , DE, 1978, 79, 80, 81 (Capt.), Hampton, Va.
Jeffries, Danny, DB, 1970, 71, 72, Dyersburg
Jellicorse, Reggie, C, 1964, 65, Morristown
Jenkins, Danny, DT, 1975, 76, 77 (Capt.), Elizabethton
Jenkins, DeRon, DB, 1992, 93, 94, 95, St. Louis, Mo.
Jenkins, Lee, DB, 1980, 81, 82, Atlanta, Ga.
Jenkins, Ryan, WR, 2014, Marietta, Ga.
Jernigan, Tom, DB,1967, 68, Union City
Jester, Mike, OG, 1978, 79, Cincinnati, Ohio
Jester, Nick, LB, 1992, 93, 94, 96, Delray Beach, Fla.
Johnson, Alexander, James (A.J.), LB, 2011, 12, 13, 14, Gainesville, Ga.
Johnson, Austin, FB, 2008, 09, 10, 11 (Capt.), Hickory, N.C.
Johnson, Bill, RG, 1955, 56, 57 (Capt.), Sparta
Johnson, Bob, C, 1965, 66, 67 (Capt.), Cleveland
Johnson, Brandon, DB, 2003, Tulsa, Okla.
Johnson, Carl, DE, 1970, 71, 72, Palatka, Fla.
Johnson, David, DT, 1987, 88, Dayton
Johnson, Frank, LE, 1905
Johnson, Greg, LB, 1993, 94, 95, 96, Nashville
Johnson, Harold, QB, 1948, 49, 50, Jackson
Johnson, Howard, T, 1926, 27, 28 (Capt.), Knoxville
Johnson, Inquoris (Inky), DB, 2004, 05, 06, Atlanta, Ga.
Johnson, Jakob, LB, 2014, Stuttgart, Germany
Johnson, Johnathon, WR, 2013, 14, Friendswood, Texas
Johnson, L.B. (Farmer), T, 1926, 27, 28, Clarksburg, Ohio
Johnson, Lemond, DB, 2013, 14, Cooper City, Fla.
Johnson, Marsalous, DB, 2006, 07, 08, 09, Smyrna
Johnson, Neil, TE, 1998, 99, Nashville
Johnson, Paul, C, 1973, 74, 75, Cleveland
Johnson, Ramone, OT, 2008, Chicago, Ill.
Johnson, Shawn, LB, 1996, 97, Louisville, Ky.
Johnson, Steve, DB, 1994, 95, 97, 98, Powder Springs, Ga.
Johnson, Steven, P, 1993 (Service), Knoxville
Johnson, Tom, T, 1963, Stillwater, Okla.
Johnson, Tom D., C, 1970, 71, 72, Cleveland
Johnson, W.C., E, 1906, 07, 08, 09, 10 (Capt.), Memphis
Johnston, James G., T, 1928, 29, Knoxville
Jolley, Jack, C, 1979, 80, Simpsonville, S.C.
Jones, Dale, OLB, 1983, 84, 85, 86 (Capt.), Cleveland
Jones, Eli, WR, 2001 (Service), Salem, Mo.
Jones, Frank D., G, 1926, Morristown
Jones, Gerald, WR, 2007, 08, 09, 10, Oklahoma City, Okla.
Jones, Greg, LB, 1974, 75, 76, 77 (Capt.), Bristol
Jones, Greg R., DT, 2002, 03, Jonesboro, Ark.
Jones, Johnnie, RB, 1982, 83, 84 (Capt.), Mumford
Jones, Kendrick, WR, 1991, 92, 93, 94, Collierville
Jones, Kenny, TE, 1978, 79, 81, 82, Nashville
Jones, Marc, RB, 1989, 90, Syracuse, N.Y.
Jones, Mark, WR/DB, 2000, 01, 02, 03, Wallingford, Pa.
Jones, Mike E., MM, 1967, 68, 69, Nashville
Jones, Mike S., T, 1971, Kingsport
Jones, Montrell, WR, 2001, 02, Louisville, Ky.
Jones, Philip E. , G, 1923, 24, Knoxville
Jones, Sam W., E, 1923, 24, 26, Nashville
Jones, Steven, OT, 2007, Brentwood
Jones, Wilbert, DB, 1978, 79, 80, Brownsville,
Jordan, Dick, E, 1942, 46, McCall Creek, Miss.
Juin, Reggie, DB, 2013, Conyers, Ga.
Julian, Jason, WR/S, 1988, 89, 90, 91, Knoxville
Jumper, Tommy, G, 1950, Chattanooga

K

Karl, Ryan, LB, 2004, 05, 06, 07, Franklin
Kaseta, Vince, E, 1949, 50, 51, Brockton, Mass.
Keener, Samuel, RHB, 1906
Keever, Wade, B, 1934, Johnson City
Kefauver, Estes, G,1922, 23, Madisonville
Kell, Chip, OG, 1968, 69, 70, Decatur, Ga.
Keller, John, OG, 1968, 69, 70, Bristol
Kelley, Mike, OLB, 1986, 87, 88, Chattanooga
Kelly, Andy, QB, 1988, 89, 90, 91, Dayton
Kelly, Farmer, RT, 1911, 12, 13, 14 (Capt.)
Kelly, Todd, DE, 1989, 90, 91, 92 (Capt.), Hampton, Va.
Kelly, Todd, Jr., DB, 2014, Knoxville, Tenn.
Kelly, Van W., C, 1936, 37
Kemp, Austin, LB, 1997, 98, Brentwood
Kemp. C.M., LG, 1915
Kemp, Ricardo, DB, 2006, 07, Warren, Ark.
Kendrick, Brett, OL, 2014, Knoxville, Tenn.
Kendrick, Edward, DT, 1999, 00, 02, Macon, Ga.
Kennedy, Edwin M., LE, 1919, Knoxville
Kent, Jermaine, WR, 2001 (Service), Huntsville, Ala.
Kent, Joey, WR, 1993, 94, 95, 96, Huntsville, Ala.

Kerbyson, Kyler, OL, 2012, 13, 14, Knoxville
Kern, R.A., RG, 1905
Kerney, Neal, RB, 1994 (Service), Kingsport
Kerr, Andy, PK, 2003 (Service), Maryville
Kerr, R.V. , LB, 1911, 12, 13, 14, Savannah
Kesterton, T.O., LT, 1909
Kidd, George, LB, 1992, 93, 94, 95, Milan
Kile, Jack, LG, 1959, Sweetwater
Killian, Gene, OT, 1971, 72, 73, Tampa, Fla.
Kilpatrick, Brent, WR, 1994 (Service), Greenback
Kimbro, Bryan, OLB, 1985, 86, 87, 88, Dickson
Kimbrough, Charles, OLB, 1985, 86, 87, Mobile, Ala.
Kincaid, Bill, C, 1956, Lafollette
Kiner, Steve, LB, 1967, 68, 69, Tampa, Fla.
King, Craig, LB, 1994, 95, 96, Asheville, N.C.
King, Greg, LB, 2009, 13, Memphis
King, Harry F., T, 1922, 23, 24, Knoxville
King, Justin, FB, 2012, 14, Dunwood, Ga.
King, William B., HB, 1941, Knoxville
Kipp, S.S., LHB, 1909
Kirk, Todd, C, 1985, 86, 87, Pennington Gap, Va.
Kirkland, Aaron, TE, 2002, Fayetteville, N.C.
Klarer, Rudolph (Rudy), G, 1941, 42, Louisville, Ky.
Kline, Cedric, LB, 1986, 87, 88, 89, Loudon
Kluge, Steve, MG, 1979, 80, 81, 82, Staunton, Va.
Knappe, E.C., LG, 1900
Knight, Steve, OG, 1981, 82, 83, Abingdon, Va.
Kohlhase, Charles E., FB, 1929, 30, 31, Knoxville
Koleas, George L., G, 1935, 36
Kolenik, Vic, E, 1951, 52, Leechburg, Pa.
Kolinsky, Frank, RT, 1955, 56, 57, McKees-Rocks, Pa.
Kozar, Andy, FB, 1950, 51, 52, St. Michael, Pa.
Krause, Dick, LT, 1958, Augusta, Ga.
Kreis, Gary, E, 1967, 68, 69, Oliver Springs
Kremser, Karl, KS, 1967, 68, Levittown, Pa.
Krouse, Henry W., B, 1932, 34, 35, Memphis
Kyler, Greg, WR, 1995, Baltimore, Md.

L

Labach, Joe E., HB, 1893
Lacore, John O., LG, 1893
LaCoste, Kelley, DE, 1967, Baton Rouge, La.
Lambert, Ken, DE, 1971, 72, Jacksonville, Fla.
Lampley, Brad, OT, 1996, Louisville, Ky.
Lane, Eric, RB, 1993, 94, 95, 96, East Orange, N.J.
Lane, Hunter, E, 1919, 20, 21, 22, Buntyn
Lane Jr., Marlin, TB, 2011, 12, 13, 14, Daytona Beach, Fla.
Lanier, Izauea, DB, 2011, Gordo, Ala.
Lanter, Bill, C, 1956, 57, Oak Ridge
LaSorsa, Mike, LE, 1958, 59, 60 (Capt.), Hudson Falls, N.Y.
Larkins, Corey, TB, 2001, 02, 03, 04, Opelika, Ala.
Lassiter, Robert, WR, 1970, 72, 73, Bethpage
Latham, F.S. Jr., LE, 1909, 10
Lathers, Herman, LB, 2009, 10, 12, Baton Rouge, La.
Lathrop, Herbert A., LT, 1891
Lauricella, Hank, TB, 1949, 50, 51, New Orleans, La.
Lavin, Robert, HB, 1924, Knoxville
Law, Allen 1944
Lawder, Rynd, Jr., RE, 1893
Layman, Jason, OT, 1992, 93, 94, 95 (Capt.), Sevierville
Leach, J. Walker, LHB, 1905, 06, 07, 08 (Capt.)
Leach, Sonny, E, 1970, 71, 72, Raleigh, N.C.
Leachman, Lamar, C, 1952, 53, 55, Cartersville, Ga.
Leak, C.J., QB, 2002, 03, 04, Charlotte, N.C.
Leake, David, QB, 1963, 64, 65, Memphis
Leake, Don, LE, 1958, 59, 60, Memphis
Leaverton, David, P, 1998, 99, 00, (Capt.) Midland, Texas
Ledford, Dennis Marshall, T, 1941, Knoxville
Lee, Alan, OG, 1974, Oak Ridge
Leffler, Willie T., G, 1936, 37
Lenoir, Patrick, OT, 1988, 89, 90, 91, Germantown
Letner, Cotton, RE, 1958, 59, 60, Ten Mile
Levine, Mark, RB, 1995, 96, 97, Dallas, Texas
Levine, Sam, G, 1936, 37
Lewis, Jamal, RB, 1997, 98, 99, Atlanta, Ga.
Lewis, LaTroy, DL, 2013, 14, Akron, Ohio
Lewis, Roderick, DB, 1990, 91, Mobile, Ala.
Ligon, David, OG, 2004, 05, 06, Germantown
Lincoln, Daniel, PK, 2007, 08, 09, 10, Ocala, Fla.
Lincoln, Jeremy, DB, 1987, 88, 90, 91, Toledo, Ohio
Lindsay, Charles, T, 1919, 21, Knoxville
Lindsay, Robert M. (Rus), FB, 1911, 12, 13, 14
Linebarier, Chip, DB, 1976, 77, 78, Memphis
Lippe, William T., B, 1934, 35
Lipscomb, Paul, T, 1942, Centralia, Ill.
Lis, Stan, QB, 1952, Philadelphia, Pa.
Little, Joseph P. (Joe), C, 1936, 37, 38, Sparta
Little, Leonard, DE/LB, 1995, 96, 97 (Capt.), Asheville, N.C.
Littleford, Hal, TB, 1947, 48, 49 (Capt.), Bristol
Lloyd, DeAngelo, DE, 1997, 98, 99, 00, Charlotte, N.C.
Lloyd, Owen C., E, 1941, 42, Montgomery, W.Va.
Locke, Eric, WR, 2000, Murfreesboro
Lockett, W.E., Sub., 1911
Logan, J.G., QB, 1899, 1900, Knoxville
Logan, Kim, OLB, 1975, 76, 77, Birmingham, Ala.
Logan, Nicholas E., LE, 1893
Long, R.A., BB, 1942, 45, 46, Trenton
Longmire, Charlie, WR, 1990, Andersonville
Longmire, Wayne, LT, 1900, 01
Lothrop, D. B., RHB, 1915
Lott, Andre, DB, 1998, 99, 00, 01 (Capt.), Memphis
Loucks, J. C., QB, 1906, 07, 08
Loudermilk, Robert, PK, 1999, Memphis
Love, Emmon, WR, 1971, 72, 73, Oak Ridge
Lovingood, Frank, T, 1934
Lowe, Andy, HB, 1916, 21
Lowe, J.G., E, 1922, 23, 24 (Capt.) 25 (Capt.), Fountain City
Lowe, Jim, OT, 1963, 65, South Fulton, Ky.
Lowe, Theodore, LT, 1927, Fountain City
Lowe, W.O. (Chink) , RT, 1914, 15, 16, 19 (Capt.), Knoxville
Lowe, Wes, DB, 1989, Nashvile
Lucci, Mike, C, 1960, 61 (Capt.), Ambridge, Pa.
Luck, James K., FB, 1915, 16
Lukowski, Joe, LG, 1957, 58, 59, Riverhead, N.Y.
Lund, Bob, WB, 1945, 46, 47, 48, Knoxville
Luttrell, Bill, T, 1938, 39, 40, Knoxville
Lyman, Elbert J., RE, 1896, 1900
Lynch, Brian 1997, P, (Service), Nashville
Lynn, Alan, C, 1979, McMinnville
Lyons, Vernon, G, 1950, 51, Norfolk, Va.

M

Madden, L.J., Sub., 1911
Maggitt, Curt, LB, 2011, 12, 14, West Palm Beach, Fla.
Mahelona, Jesse, DT, 2004, 05 (Capt.), Kailua-Kona, Hawaii
Mainous, Beau, DB, 1987, 88, Germantown
Maiure, Joe, LHB, 1950, 51, 52, New Kensington, Pa.
Major, Mark, FB, 1944, 45, 46, 47, Knoxville
Majors, Bill, TB, 1958, 59, 60, Sewanee
Majors, Bobby, DB, 1969, 70, 71, Sewanee
Majors, John, TB, 1954, 55, 56, Huntland
Malone, Josh WR, 2014, Gallatin, Tenn.
Malone, Robert, WR, 1976, 78, Huntsville, Ala.
Maloney, Frank, FB, 1896, 97
Mankin, Carr, LG, 1892
Manning, John, B, 1944, 45, Elizabethton
Manning, Peyton, QB, 1994, 95, 96, 97 (Capt.), New Orleans, La.
Maples, Talmadge R. (Sheriff), C, 1931, 32, 33 (Capt.), Knoxville
Mapu, J.T., DT, 2002, 03, 06, 07, Kahuku, Hawaii
Marfield, George R., LE, 1892
Marino, Rick, LB, 1966, 67, 68, Memphis
Mark, Alton S., E, 1931, 32, 33, Easton, Pa.
Markloff, Dave, RHB, 1949, Philadelphia, Pa.
Marquart, Cliff, LT, 1959, 60, 61, Lousville, Ky.
Marren, Bill, OG, 1977, 78, 79, 80, Saddle Brook, N.J.
Marsh, Steven, DB, 1999, 00, 01, 02, Wingate, N.C.
Martin, Ben, DE, 2007, 08, 09, 11 (Capt.), Cincinnati, Ohio
Martin, Bill, DS, 2005 (Service), Goodlettsville
Martin, Craig, C, 1990, 91, Newport
Martin, Danny, DB, 1979, 80, McMinnville
Martin, David, WR, 1997, 98, 99, 00, Norfolk, Va.
Martin, Fred, E, 1963, 64, Hagerstown, Md.
Martin, Ray, RHB, 1951, 52, Danville, Va.
Martin, Tee, QB, 1996, 97, 98, 99 (Capt.), Mobile, Ala.
Marvin, Mickey, OG, 1973, 74, 75, 76, Hendersonville, N.C.
Massey, R.H., RHB, 1910
Mathews, Joey, QB, 1999, 00, 01, Sevierville
Mathis, Andre, LB, 2006, 08, Erie, Pa.

Matthews, John, OT, 1981, 82, 83, Memphis
Mattox, Bruce, LG, 1961, 62, Bassett, Va.
Mauck, Mike, DB, 1974, 75, 76, Radford, Va.
Mauriello, Bob, TB, 1966, Whittier, Calif.
Maxwell, Jim, QB, 1970, 71, Nashville
May, W.E. (Bill), QB, 1913, 14, 15
Mayer, Eugene S., C, 1930, 31 (Capt.), Chattanooga
Mayes, J.C., HB, 1908, Farmington
Mayes, Vin, G, 1966 (Service), Stamford, Conn.
Mayo, Bill, OG, 1981, 82, 83, 84, Dalton, Ga.
Mayo, Jerod, LB, 2005, 06, 07, Hampton, Va.
Mayock, Dick, T, 1952, Philadelphia, Pa.
Mays, Kevin, OG, 1991, 92, 93, 94 (Capt.), Kingston
McAdams, Johnny, DT, 1981, 84, Lexington
McAllester, Sam J., FB, 1903, 04, Chattanooga
McAllister, W.L., QB, 1909
McArthur, Dave E., T, 1925, 26, 27
McBrayer, Brett, TE, 1987, 88, Maryville
McBride, Junior, WR, 1981, Zanesville, Ohio
McBride, Turk, DE, 2003, 04, 05, 06 (Capt.), Camden, N.J.
McCabe, Willis, QB, 1919, Memphis
McCallum, Chip, KS, 1988, 89, Marietta, Ga.
McCarren, William, HB, 1936, 37, 38
McCartney, Ronnie, DE, 1973, 74, 75 (Capt.), Charleston, W.Va.
McClain, Hubert, WB, 1961, Waynesboro
McClain, Lester, WB, 1968, 69, 70, Nashville
McClendon, Jacques, OG, 2006, 07, 08, 09, Cleveland
McClennon, John, RB, 1982, Cookeville
McCleskey, J.J., WR, 1989, 90, 91, 92, (Capt.), Knoxville
McClung, C.J. (Mgr.) 1904
McClure, Victor, TE, 2002, 03, 04, Hixson
McClure, W.K. (Bill), RE, 1912, 13, 15
McCollum, Clarence H., FB, 1907, 08
McConnell, E.M., Sub.,1900
McCord, Darris, T, 1952, 53, 54 (Capt.), Franklin
McCoy, Rico, LB, 2006, 07, 08, 09, Washington D.C.
McCroskey, Clemmons, RB, 1989, 90, Shelbyville
McCroskey, Frank, G, 1952, 53, Sevierville
McCullers, Daniel, DL, 2012, 13, Raleigh, N.C.
McCullough, Andy, WR, 1994, 95, 96, 97, Dayton, Ohio
McDaniel, Terry, DB, 1984, 85, 86, 87, Saginaw, Mich.
McDaniel, Tony, DT, 2003, 04, 05, Columbia, S.C.
McDaniel, Victor, DB, 1983, Griffin, Ga.
McDonald, Jim, DE, 1966, 67, 68, Knoxville
McDougal, Ed, QB, 1974 (Service), Coral Gables, Fla.
McDowell, Cortez, DB, 2014, Locust Grove, Ga.
McEver, Gene, HB, 1928, 29, 31, Bristol, Va.
McFadden, Bud, G, 1955, Philadelphia, Pa.
McGee, Tim, WR, 1983, 84, 85 (Capt.), Cleveland, Ohio
McGeehan, Chick, E, 1968, Eddystone, Pa.
McGlothlin, Bill, LB, 1970, 71, 72, Portland
McGlothlin, Matt, DT, 2003, 05, 06, Richlands, Va.
McGuire, Kennard, WR, 1986, 87, Memphis
McGruder, Lynn, DT, 2000, Las Vegas, Nev.
McGuire, R.L., RG, 1910, 11, 12, Norton, N.C.
McKeen, E. Allyn, E, 1925, 26, 27, Memphis
McKelvy, Jerry, G, 1965, Camden
McKenzie, Nevin, LB, 2007, 08, San Antonio, Tex.
McKenzie, Raleigh, C, 1982, 83, 84, Knoxville
McKenzie, Reggie, OLB 1981, 82, 83, 84, Knoxville
McKinney, Roger, DB, 1970, Tampa, Fla.
McLean, Evan A., C, 1912, 13, 14, 15 (Capt.), Knoxville
McLeary, Don, TB, 1968, 69, 70, Jackson
McMaken, Troy, WR, 1999 (Service), Antioch
McMeans, Neal, DE, 1966, 67, 68, Gate City, Va.
McMichael, Jeff, LB, 1981, 82, Knoxville
McNamara, Jim, OG, 1966, Dayton, Ohio
McNeil, Josh, C, 2006, 07, 08, 09 (Service), Collins, Miss.
McNeil, LaDarrell, DB, 2012, 13, 14, Dallas, Texas
McPherson, C.L., E, 1932, Knoxville
McQuady, Claude, G, 1945, Louisville, Ky.
McRae, Charles, OT, 1987, 88, 89, 90, Clinton
McRee, Kenny, G, 1945, Milan
McSpadden Malcolm, B, 1914
McWilliams, John, T, 1954, Philadelphia, Pa.
Meachem, Robert, WR, 2004, 05, 06, Tulsa, Okla.
Medley, Aaron, PK, 2014, Lewisburg, Tenn.
Meek, Bill, QB, 1940, 41, 42, Birmingham, Ala.
Melas, Alex 1966, MG, (Service), New York, N.Y.
Melton, Gary, OT, 1966, 67, Maryville
Meneses, Oscar B, 1944, Yeadon, Pa.
Merritt, J.B., E, 1968, (Service), Greenville, S.C.,
Meseroll, Norman, RT, 1946, 47, 48, 49, New Brunswick, N.J.
Messimer, Jesse, ILB, 1984, Graysville
Meyer, Charles, QB, 1951, Cincinnati, Ohio
Michels, John, G, 1950, 51, 52, Philadelphia, Pa.
Middlebrooks, Nate, TE, 1986, 87, 88 (Capt.), Chattanooga
Middleton, Albert, B, 1932, New Britain, Conn.
Milam, Kevin, TB, 1970, Memphis
Milchin, Jerry, C, 1961, 62, 63, Bluefield, W.Va.
Miles, Adam, DS, 2002, 03, 04, 05, Hendersonville
Miles, Willie, DB, 1998, 99, 00, 02, Ft. Worth, Texas
Miley, Floyd, DB, 1988, 89, 90, 91, Fort Lauderdale, Fla.
Miller, Anthony, WR, 1986, 87, Pasadena, Calif.
Miller, Ben, C, 1944, 45, Chattanooga
Miller, Bubba, C, 1992, 93, 94, 95 (Capt.), Franklin
Miller, Corey, DE, 2010, 11, 12, 13, Wellford, S.C.
Miller, Darrin, ILB, 1984, 85, 86, 87, Flemington, N.J.
Miller, Jaylen, DL, 2014, Gaffney, S.C.
Miller, Jim, RB, 1983, 84, 85, 86, Nashville
Miller, Michael, WR, 1980, 81, 82, Flint, Mich.
Mills, Joe, OG, 1973, 74, Greenville, S.C.
Mills, Johnny, E, 1964, 65, 66, Elizabethton
Milner, Orvis, BB/QB, 1946, 47, Knoxville
Milton, Matt, WR, 2011, Mascoutah, Ill.
Mims, Chris, DE, 1990, 91, Los Angeles, Calif.
Miner, Jim, RE, 1947, 48, 49, Mentor, Ohio
Mitchell, Charles T., BB, 1941, 42, 43, St. Albans, W.Va.
Mitchell, Cleon, RB, 1993, Lauderdale Lakes, Fla.
Mitchell, D.K., C, 1931, Knoxville
Mitchell, Jason, LB, 2002, 03, 04, 05, Abbeville, La.
Mitchell, Marvin, LB, 2002, 03, 05, 06 (Capt.), Norfolk, Va.
Mitchell, Stan, FB, 1963, 64, 65, Sparta
Mitchell, Steve, DE, 1971, 72, 73, Sparta
Mitchell, Xavier, DE, 2004, 05, 06, 07, Long Beach, Miss.
Mitchell-Thornton, Nigel, LB, 2009, 10, 11, Stone Mountain, Ga.
Mixon, Dimarya, DL, 2014, Compton, Calif.
Mixon, Manley, DE, 1968, 69, 70, Nashville
Moeller, Gene, LB, 1951, 52, Davenport, Iowa
Moseley, Emmanuel, DB, 2014, Greensboro, N.C.
Mohrman, Mike, DT, 1972, 73, 74, Boise, Idaho
Molaskey, Ron, G, 1965, Sharon, Pa.
Molck, Ricky, OT, 1971, 72, Memphis
Molinski, Ed, G, 1938, 39, 40, Massillon, Ohio
Mondelli, Jim, MM, 1967, 68, Nashville
Mooers, Charles A., FB, 1891
Moon, David, OT, 1984, Meridianville, Ala.
Moore, Byron, DB, 2011, 12, 13, Carson, Calif.
Moore, Charles C. Jr., RG, 1891, 92 (Capt.)
Moore, Denarius, WR, 2007,08, 09, 10, Tatum, Tex.
Moore, Dustin, TE, 1995, 96, Greeneville
Moore, Eddie, LB, 1999, 00, 01, 02 (Capt.), South Pittsburg
Moore, Gary, RB, 1977, 78, 79, Decatur
Moore, Jeff, WR, 1975, 76, 77, 78, Memphis
Moore, Mark, DT, 1988, 89, Charleston, W.Va.
Moore, Owen Bud, HB, 1926
Moore, Rashad, DT, 1999, 00, 01, 02, Huntsville, Ala.
Moore, Terry, RB, 1972, 73, 74, 75, Clinton
Moore, Vincent, WR, 1987, 89, 90, Memphis
Moran, Charley B., HB, 1897
Morel, Bobby, MG, 1964, 65, 66, College Grove
Morgan, Anthony, WR, 1988, 89, 90, Cleveland, Ohio

Morgan, Ed, RHB, 1950, 51, 52, Hendersonville, N.C.
Morgan, Stanley, WB, 1973, 74, 75, 76, Easley, S.C.
Morley, Demetrice, DB, 2005, 06, 08, Miami, Fla.
Morris, B.Y., C, 1922, 23, Cedar Hill
Morris, Horace, DE, 1991, 92, 93 (Capt.), Miami, Fla.
Morris, Randall, RB, 1980, 81, 82, 83, Long Beach, Calif.
Morris, W.W., RT, 1915, 16
Morrow, Russ, C, 1944, 45, St. Louis, Mo.
Morton, Bobby, TB, 1962, 63, Murfreesboro
Morton, Robert, DE, 1975, Richmond, Ky.
Moses, Fred J., B, 1933, 34, 35, Knoxville
Moss, Ray, C, 1956, 57, 58, Chattanooga
Mugleston, Steve, LB, 2003, (Service), Knoxville
Mulloy, Richard, E, 1939, 40, 41, Louisville, Ky.
Munoz, Michael, OT, 2000, 02, 03 (Capt.), 04 (Capt.), Mason, Ohio
Munro, Colin, T, 1951, 53, Aurora, Ill.
Murdic, Jon, DB, 1972, 73, 74, Franklin
Murphy, David, HB, 1966, 67, Columbia
Murphy, John, TE, 1975, 76, 77, Jackson
Murrell, W.J., RG, 1911
Murrell, William, G, 1936
Murriel, Martin, DB, 1977, 78, Knoxville
Mutter, Mitch, C, 1967, Johnson City
Myers, Andy, G, 1950, 51, 52, Knoxville
Myers, James A. (Jim), G, 1941, 42, 46, Madison, W.Va.
Myers, Jason 1997, DS, (Service), Huntingdon
Myers-White, Adam, LB, 2005, 06, 07, 08, Hamilton, Ohio
Myles, Jr., Darren, DB, 2009, Atlanta, Ga.
Myslinski, Tom, OG, 1988, 89, 90, 91, Rome, N.Y.

N

Nails, Brett, WR, 1985 (Service), Bolivar
Nash, Marcus, WR, 1994, 95, 96, 97, Tulsa, Okla.
Naumoff, Paul, LB, 1964, 65, 66 (Capt.), Columbus, Ohio
Neal, G.F. ,Sub., 1896
Neal, Karlton, DE, 2001, 02, 03, 04, Chicago, Ill.
Neal, Rajion, TB, 2010, 11, 12, 13, Fayetteville, Ga.
Needham, Kenneth L. (Shorty), G, 1933, 34, 35, Knoxville
Neff, Herbert Artie, HB, 1922, 23, 24, 25, South Pittsburg
Nelson, Lance, LB, 1990, Wichita, Kans.
Nelson, Ralph, OG, 1993, Kingsport
Nelson, Tony, DB, 1986, 87, 88, Knoxville
Nettles, Ray, LB, 1969, 70, 71, Jacksonville, Fla.
Newman, Fred, FB, 1939, 40, Knoxville
Newman, Philip, K, PK, 2002, 03, (Service), Marietta, Ga.
Newman, W.M., FB/LG, 1896, 99, 1900 (Capt.), Knoxville
Newsome, Scott, DS, 2002, 03, 04, Jacksonville, Fla.
Neyland, Bob Jr., RHB, 1952, 53, Knoxville
Nichols, Jack, FB, 1960, 61, Loudon
Nicholson, Jacob H. (Jake), E, 1920, 21, Chattanooga
Nickla, Ed, E, 1951, 52, Long Island, N.Y.
Nicklin, Strang, HB, 1896 (Capt.) 97
Noe, Richie, LB, 1992, Lake City
Noel, Henry W., G, 1940, 41, Greeneville
Noel, Tori, DB, 1993, 95, 96, 97, Memphis
Noonan, Jim, MG, 1976, 77, 78, 80 (Capt.), Dyersburg
North, Lee, C, 1978, 79, 80, 81 (Capt.), Tucker, Ga.
North, Marquez, WR, 2013, 14, Charlotte, N.C.
Nowling, William E., FB, 1940, 41, 42, St. Petersburg, Fla.

O

O'Brien, Danny, DL, 2013, 14, Flint, Mich.
Ofenheusle, Will, OT, 1999, 00, 01, 02 (Capt.), Martin
Oku, David, RB, 2009, 10 Midwest City, Okla.
Olasimbo, Roy, TB, 2007 (Service), Riverdale, Ga.
Oldham, Donnie, LB, 1977, Castalian Springs
Oleksiak, Pat, TB, 1952, 54, Hempstead, N.Y.
Olmstead, H.S., RT, 1899
Olszewski, Jeff, QB, 1979, 80, 81, Parma, Ohio
O'Neal, Art, C, 1963, Alexandria, Va.
O'Neal, Kenny, WR, 2007, San Ramon, Calif.
Orr, Bunny, FB, 1959, 60, 61, Bolivar
Orta, Geraldo, DB, 2012, 13, 14, Valdosta, Ga.
Overbey, Beasley, HB, 1920
Overholt, Bobby, LE, 1957, Knoxville
Overstreet, Will, DE, 1998, 99, 00, 01 (Capt.), Jackson, Miss.
Overton, Mike, C, 1973, 74, 75, 76, Commerce, Ga.
Owens, O.J., DB, 2001, 03, New London, N.C.

P

Pafford, R.W., LG, 1904, 05, Mt. Juliet
Page, David, DT, 1973, 74, 75, Franklin
Paidousis, Mike, T, 1944, 45, 46, Steubenville, Ohio
Pair, Marques, OL, 2013, 14, Sumter, S.C.
Palardy, Michael, P/PK, 2010, 11, 12, 13, Coral Springs, Fla.
Palmer, Edwin C., B, 1933, 34, 35 (Capt.), Shelbyville
Panuska, Pete, RB, 1984, 85, 86, Brick, N.J.
Parker, Anthony, OG, 2005, 06, 07, 08, Jonesboro, Ga.
Parker, Eric, WR, 1998, 99, 00, 01, Shorewood, Ill.
Parker, Jason, DB, 1992, 93, 94, 96, Garland, Texas
Parker, S.Y., FB, 1903, 04, 05
Parman, D.C. 1910, Franklin
Parrish, Doug, DB, 1979, 80, 81, 82, Americus, Ga.
Parrish, Jarod, DB, 2003, 04, 06, 07, Summerville, Ga.
Parsons, David, DB, 1974, 75, 76, Murfreesboro
Partin, Maxwell R., WB, 1941, 45, 46, Jacksonville, Fla.
Patterson, Bobby, TB, 1967, 69, Nashville
Patterson, Cordarrelle, WR/KR, 2012, Rock Hill, S.C.
Patterson, Don, RG, 1958, 59, 60, Ringgold, Ga.
Patterson, Jack, FB, 1963, 64, 65, Nashville
Patterson, Ryan, DT, 1990, 92, 93, Jenks, Okla.
Paty, John M., TB, 1962, 63, 64, Knoxville
Paty, John W., B, 1934, 35
Payne, D'Andre, DB, 2014, Washington, D.C.
Payne, Harold (Herky), TB, 1949, 50, 51, Pensacola, Fla.
Peace, Robert, LB, 2000, 01, 02, 03, Ruston, La.
Pearce, Lanny, TB, 1968, Stone Mountain, Ga.
Pearman, Bill, T, 1947, 49, 50, 51, Charlotte, N.C.
Pearson, Von, WR, 2014, Newport News, Va.
Pedersen, Arnold, LG, 1962, 63, Bridgeport, Conn.
Peebles, Antron, TE, 1996, 97, 98, Murfreesboro
Peel, Ike, HB, 1939, 40, 41, Dyersburg
Peery, Arnall, RHB, 1906, 07, 08, 09, Spring Hill
Penland, J.D., RG, 1910
Peoples, Carlton, DB, 1979, 80, 81, 82, Memphis
Peppers, Victor, DB, 1984, 85, 86, 87, Albany, N.Y.
Perkins, Marion, FB, 1936, 37
Perry, Robbin, OT, 1987, Brentwood
Persinger, Tim, T, 1969, Johnson City
Peterman, Nathan, QB, 2013, 14, Fruit Cove, Fla.
Peterson, Trey, OG, 1993, 94, 95, New Smyrna Beach, Fla.
Petrella, Bob, DB, 1963, 64, 65, Philadelphia, Pa.
Petruzzi, Leo, QB, 1932, 33, Smithport, Pa.
Pfeiffer, Scott, TE, 1993, 94, 95, St. Louis, Mo.
Phillips, Ed, G, 1963, Tellico Plains
Phillips, Frederick H., Sub., 1893
Phillips, Greg, OG, 1975, 76, Huntsville, Ala.
Phillips, Jimmie R., HB, 1920, 22, South Pittsburgh
Phillips, Marvin, RE, 1958, 59, 60, Union City
Phillips, Mose, RB, 1991, 92, 93, 94, Nashville
Phillips, Vernon, RB, 1980, Fort Pierce, Fla.
Pick, Jack M., C, 1934, 35
Pickens, Carl, WR, 1989, 90, 91, Murphy, N.C.
Pickens, Richard, FB, 1966, 67, 68, Knoxville
Pickett, Justus, RB, 2014, Charlotte, N.C.
Pickle, Joe, LB, 1983 (Service), Knoxville
Pierce, Phil, QB, 1969, 70, 71, Athens
Pierce, W.W., Sub., 1899
Pike, Patrick (Buddy), E, 1944, 45, 46, North Fork, W.Va.
Pillow, Ronnie, LB, 1994, 95, 96, Columbia
Pinner, Sam, C, 1996, 97, Memphis
Plemons, Josh, QB, 2000, Kingston
Poe, Jon, LB, 2003, 04, 05, Covington
Poe, Matt 1994, DB, (Service), Nashville
Poles, Roland, RB, 1987, 88, 89, 90, Caledonia, N.Y.
Poley, David, DE, 1973, 74, Memphis
Polofsky, Gordon, FB, 1949, 50, 51, Cranston, R.I.
Poole, Robert, OT, 1994, 95, 96, 97, Birmingham, Ala.
Poole, Steve, LB, 1973, 74, 75, Ft. Oglethorpe, Ga.
Poole, Tauren, TB, 2008, 09, 10 (Capt.), 11 (Capt.), Toccoa, Ga.
Pope, Cody, C, 2010, Julian, Calif.
Pope, Jackie, TB, 1960, Oak Ridge
Porter, James W., E, 1934, 36

Porter, Steve, C, 1976, 77, 78, Murray, Ky.
Potts, Tommy, RE, 1956, 57, 58, Wellston, Ohio
Pounders, Louis E., E, 1932, 33, 34, Memphis
Powe, Roc, RB, 1991, Mobile, Ala.
Powell, Don , HB, 1923, Memphis
Powell, Jeff, RB, 1985, Nashville
Powell, Jim, LE, 1942, 46, 47, 48 (Capt.), Miami, Fla.
Powell, John, G, 1951, 52, 53, Mt. Pleasant
Powers, Eddy, DB, 1975, 76, 77, Clarksville
Powers, Rick, LB, 1976, 77, Homewood, Ala.
Powers, William K., HB, 1919
Pratt, Troy, DB, 1996, Lafayette, La.
Price, Jason, QB/H, 1995, 96, Knoxville
Price, Mike, WB, 1966, 67, 68 (Service), Knoxville
Price, Peerless, WR, 1995, 96, 97, 98, Dayton, Ohio
Price, Royal, G, 1942, 46, 47, Johnstown, Pa.
Priest, Tim, DB, 1968, 69, 70 (Capt.), Huntingdon
Priest, Tom, FB, 1953, 55, Miami, Fla.
Prigmore, Quincy, RB, 1992, 93, 94, 95, Cleveland
Pritchard, Ken, LE, 1962, 63, Charleston, Miss.
Proctor, E.B., C, 1904, 05, 06 (Capt.)
Proctor, J.B., TB, 1946, 47, 48, Nashville
Propst, John, LB, 2010, 11, 12, 13, Hoover, Ala.
Pruett, Kenneth, FB, 1949, 50, Knoxville
Prugh, Chuck, C, 2004, Maryville
Pryor, Wesley, WR, 1983, 85, 86, DeSoto, Texas
Puki, Craig, LB, 1975, 76, 78, 79 (Capt.), Seattle, Wash.
Pulliam, Robert, DT, 1972, 73, 74, Salisbury, N.C.

Q

Quillen, Ford, BB, 1958, Gate City, Va.

R

Rabenstein, Russ, DB, 1973, 74, 75, Atlanta, Ga.
Rader, Charles, T, 1954, 55, 56, Greeneville
Ragsdale, T. M., RG, 1905, 06
Raines, Stephaun, DB, 2009, Dalton, Ga.
Rainey, Horace (Red), HB, 1913, 14
Rakestraw, Wes, ILB, 1985, Cleveland
Ramseur, Chris, LB, 1997, 98, Maiden, N.C.
Ramsey, R.W., FB, 1909
Randolph, Brian, DB, 2011, 12, 13, 14, Kennesaw, Ga.
Ransey, Allen C., C, 1936, 37, Gallatin
Ransom, Lester, DB, 2005 (Service), Oakland, Calif.
Rapien, Mike, TE, 1988, 89, 90, Cincinnati, Ohio
Ratliff, Billy, DT, 1996, 97, 98, 99 (Capt.), Magnolia, Miss.
Ratliffe, Leslie, OT, 1992, 93, 94, Newport, Ark.
Raulston, C.S., QB, 1909
Rayburn, Virgil H., E, 1930, 31, 32, Dyersburg
Reado, Jarvis, OT, 1995, 97, 98, Marrero, La.
Reagan, Seth, H, 2000, 01, 02, Knoxville
Rechichar, Bert, WB, 1949, 50, 51 (capt.), Belle Vernon, Pa.
Redding, Jack, 1944, Pulaski
Reed, C.H., LT, 1892
Reed, Justin, TE, 2003, 04, 05, Punta Gorda, Fla.
Reeder, Claude S., Sub., 1906
Reeves, Von, TE, 1988, 89, 90, 91, Knoxville
Reeves-Maybin, Jalen, LB, 2013, 14, Clarksville
Reagan, Dick, T, 1944
Register, Arch, T, 1921
Reich, Phil, PK, 1987, Fort Lauderdale, Fla.
Reid, Junior, RB, 1977, 78, 80, Humboldt
Reineke, Charles W., QB, 1928, 29, 30, Wheeling, W.Va.
Respert, Jason, C/OG, 2000, 02, 03, 04 (Capt.), Warner Robins, Ga.
Reveiz, Carlos, PK, 1985, 86, Miami, Fla.
Reveiz, Fuad, PK, 1981, 82, 83, 84, Miami, Fla.
Reveiz, Nick, LB, 2007, 08, 09 (Capt.), 10 (Capt.), Farragut
Reveiz, Shane, LB, 2009, 11, Farragut
Reviere, Dee, LB, 1976, 77, 78, Greeneville
Revill, William, FB, 2002, 03, Albany, Ga.
Reyes, Orlando, DT, 1986, Miami, Fla.
Reynolds, Antonio, DE, 2004, 05, 06, 07, Akron, Ohio
Reynolds, Art, LB, 1971, 72, 73, Cincinnati, Ohio
Reynolds, Jack, LB, 1967, 68, 69, Cincinnati, Ohio
Reynolds, Mike, G, 1964, Athens
Rhea, Charles McClung, LE, 1891
Rhome, Chip, PK/P, 2011, Christiana
Rice, Alvin, E, 1937
Rice, Charles P., HB, 1925, 26
Rice, E.B., LE, 1909, Knoxville
Rice, J.C., RG, 1897
Richard, Vladimir, OG, 2007, 08, 09, Sunrise, Fla.
Richards, Larry, RG, 1960, 61, 62, Oak Ridge
Richards, Willie, LB, 1992, Griffin, Ga.
Richardson, Antonio, OL, 2011, 12, 13, Nashville
Richardson, Jim, TE, 1973, 74, Jackson
Richardson, W. A, T, 1903, 04
Ridley, Reggie, OT, 2001 (Service), Nashville
Riffer, Eric, LB, 1990, 91, Oklahoma City, Okla.
Riggs, Jr., Gerald, TB, 2002, 03, 04, 05, Chattanooga
Rike, Jim, C, 1938, 39, Somerville
Riley, Spencer, OG, 1996, 97, 98, 99 (Capt.), New Market
Ring, J.J., RT, 1906, 09, Franklin
Ring, N.S. (Ned), LG, 1915, 16
Ritchey, Jim, T, 1954, Rossville, Ga.
Ritzmann, Constantin, DE, 1999, 00, 01, 03 (Capt.), Berlin, Germany
Rivera, Mychal, TE, 2010, 11, 12, Valencia, Calif.
Roach, Gary, QB, 1975, Raytown, Mo.
Roberts, Louis T., C, 1928, 29, 30, Fulton, Ky.
Robertson, Jashon, OL, 2014, Nashville, Tenn.
Robertson, Sam, LB, 1963, 64, 65, Chattanooga
Robinson, Antonio, DE, 1993, Memphis
Robinson, Charles, E, 1956, Etowah
Robinson, Diron, C, 1995, 96, 97, 98, Oklahoma City, Okla.
Robinson, Edwin G., LT, 1893
Robinson, Fred, HB, 1923, 24, Evensville
Robinson, Harvey L., QB, 1931, 32, Weaverville, N.C.
Robinson, Ray, C, 1985, 86, 87, 88, Woodbury
Robinson, Steve, OT, 1968, 69, 70, Franklin
Robinson, Tom, G/C, 1923, 24, 25, Nashville
Robinson, Tony, QB, 1983, 84, 85, Tallahassee, Fla.
Robinson, Tyrone, OLB, 1985, 86, Bridgeport, Ala.
Robison, Charles W., G, 1916, 19, 20, Franklin
Rodgers, Kacy, DE, 1988, 89, 90, 91, Humboldt
Roe, Joe , C, 1957, Franklin, Ky.
Rogan, C.B., RG, 1896, 97
Rogan, Dennis, DB, 2007, 08, 09, Knoxville
Rogers, Austin, WR, 2005, 07, 08, 09 (Service), Nashville
Rogers, Da'Rick, WR, 2010, 11, Calhoun, Ga.
Rogers, E.N., RE, 1908, 09
Rogers, Zach, WR, 2009, 10, 11, 12, Nashville
Rollins, John, RB, 1987, 88, Knoxville
Romine, Dave, G, 1940, Beckley, W.Va.
Rose, Roy Eugene, E, 1933, 34, 35, Sharonville, Ohio
Rosenfelder, Charles, OG, 1966, 67, 68, Humboldt
Ross, G.W., Sub., 1897
Rotella, Al, T, 1942, 46, 47, Patterson, N.J.
Rotella, Jamie, LB, 1970, 71, 72 (Capt.), Verona, N.J.
Rotroff, Roger, E, 1951, 52, 53, Glendale, Ohio
Rowan, Billy Joe, WB, 1946, 47, Hunstville, Ala.
Rowe, Gary, DB, 1974, 75, 76, Valdosta, Ga.
Rowsey, Thomas, DB, 1975, 76, 77, Camden
Rubin, W.P., Sub., 1911
Rudder, Bill, FB, 1971, 72, 73, Winchester
Rudder, David, QB, 1978, 79, Knoxville
Rumsey, Tim, C, 1979, 80, 81, 82, Jamestown, N.C.
Rushin, Don, BB, 1954, Fort Wayne, Ind.
Russas, Al, RE, 1946, 47, 48, Providence, R.I.
Russell, Don, G, 1919
Ruth, Rodney, WR, 1992, Severn, Md.
Ryan, Pat, QB, 1977, Oklahoma City, Okla.

S

Sabato, Al, QB, 1942, Cincinnati, Ohio
Sadler, Ken, RB, 1958, 59, Livingston
Saint Preux, Ovince, DE, 2002, 04, Immokalee, Fla.
Sanders, Austin, OL, 2014, Cleveland, Tenn.
Sanders, Jesse, LB, 1992, 93, 94, 95, Sebring, Fla.
Sanders, Randy, QB, 1985, 86, 87, 88, Morristown
Sanders, William, T, 1937
Sanderson, Dale, C, 1983, Hamilton, Ont., Canada
Sanderson, Ken, WR, 1976, 77, 78, Knoxville
Sandlin, Bobby, WB, 1956, 57, 58, Lake City, Fla.
Sanford, Craig, PK, 1997 (Service), Hermitage
Sapp, Dontavis, DB, 2010, 11, 12, 13, Valdosta, Ga.
Sartelle, John, TE, 1993, 94, 95, 96, Memphis
Satterfield, Larry, OT,1972, 73, 74, Maryville
Saulsberry, Trevarris, DL, 2013, 14, Gainesville, Fla.
Saunders, W. Raymond, LT, 1929, 30, 31, Nashville
Saulsberry, Trevarris, DL, 2012, Gainesville, Fla.

Saxton, N.L., QB, 1907, 08
Scandrett, David. OLB, 1982, 83, Kennesaw, Ga.
Schaeffer, Brent, QB, 2004, Deerfield Beach, Fla.
Schaffer, Joe, RT, 1957, 58, 59 (Capt.), Cincinnati, Ohio
Schenk, C.G., LE, 1900, Knoxville
Schleiden, Roy, E, 1944
Schneitman, Dale, P, 1978, 79 (Service), Knoxville
Schoenle, Bill, OG, 1991, Williamsville, N.Y.
Schofield, JerQuari, OG, 2010, Aiken, S.C.
Scholes, Charles, C, 1954, Paris
Schultz, Don, LG, 1958, Cheswick, Pa.
Schwanger Ted, FB, 1952, 53, Sandusky, Ohio
Schwartzinger, Jimmy, WB, 1940, 41, Paterson, N.J.
Scott, Benson, H, 1997, 98, 99, Knoxville
Scott, Bob, OG, 1953, 54, 55, Cleveland
Scott, Bobby, QB, 1968, 69, 70, Rossville, Ga.
Scott, Chris, OT, 2006, 07, 08, 09, Riverdale, Ga.
Scott, Leonard, WR, 1999, 00, 01, 02, Zachary, La.
Scott, Robby, MG, 1983, 84, 85, 86, Decatur
Sears, Arron, OT, 2003, 04, 05, 06 (Capt.), Russellville, Ala.
Seivers, Larry, SE, 1974, 75, 76 (Capt.), Clinton
Sekanovich, Dan, E, 1951, 52, 53, Hazelton, Pa.
Sells, Jack, H, 1983, 84, Cookeville
Sentimore, Darrington, DL, 2012, Norco, La.
Session, Steve, DB, 1991, 92, Natchez, Miss.
Sessions, Anthony, LB, 1999, 00, Bonaire, Ga.
Severance, Charles, WB, 1959, 60, Knoxville
Sewell, Tim, DB, 1995, 96, 97, 98, Columbia
Sexton, Scott, WR, 1994 (Service), Knoxville
Shafer, Bo, LT, 1956, 57, 58, Knoxville
Shaffer, David, OT, 1971, 72, 73, Oak Ridge
Shannon, H.I., C, 1908, 09, Tampa, Fla.
Sharp, Brad, FB, 2003 (Service), Newcomb
Sharp, Sam J., B, 1935
Sharpe, W.P., LT, 1900
Shaw, Jarrod, OT, 2008, 09, 10, Lafayette, La.
Shaw, Robert, C, 1975, 76, 77, 78 (Capt.), Marietta, Ga.
Shaw, William H., RHB, 1904, 05
Shelby, A.G., HB, 1916
Sherrill, J.W., RHB, 1948, 49, 50, Norfolk, Va.
Sherrod, Horace (Bud), E, 1947, 48, 49, 50, Knoxville
Shields, David, TB, 1961, Alderson, W.Va.
Shields, Lebron, LT, 1958, 59, Lafayette, Ga.
Shires, Marshall (Abe), T, 1938, 39, 40, Alderson, W.Va.
Shires, Pat, LHB, 1950, 52, 53, Hinton, W.Va.
Shofner, Austin C., T, 1936, Shelbyville
Shoulders, William, RT, 1915, 16
Showalter, Nick, MM, 1966, 67, 68, Kingsport
Shuford, George, KS, 1962, Chattanooga
Shuler, Benjie, WR, 1993, 95, 96, 97, Bryson City, N.C.
Shuler, Heath, QB, 1991, 92, 93, Bryson City, N.C.
Shull, F.E., E, 1930, 31, 32, Erwin
Silberman, Dow 1934, 35
Silcox, J.H., LG, 1902
Silvan, Nilo, WR, 1992, 93, 94, Covington, La.
Silvey, George, TB, 1968, 70, 71, Nashville
Simerly A.E., C, 1902
Simonetti, Leonard, T, 1940, 41, New Philadelphia, Ohio
Simmonds, R.M., QB, 1915
Simmons, Tony, DT, 1982, 83, 84, Oakland, Calif.
Simms, Matt, QB, 2010, 11, Franklin Lakes, N.J.
Simon, Kevin, LB, 2002, 03, 05, Walnut Creek, Calif.
Simons, Kevin, OT, 1985, 86, 87, 88, Miami, Fla.
Simonton, Claud, DE, 1970, 71, 72, Covington
Simpson, Hubert, RB, 1976, 78, 79, Athens
Sims, Burt L. , LE, 1892
Sims, Tommy, DB, 1982, 83, 84, 85 (Capt.), Americus, Ga.
Singer, Curt, OT, 1980, 81, 82, 83, Aliquippa, Pa.
Sivert, Jim, QB/BB, 1949, Gate City, Va.
Sizemore, Bernie, FB, 1949, 50, Princeton, W.Va.
Slack, Tom, QB/BB, 1948, Knoxville
Slater, Walter, TB, 1941, 42, 46 (Capt.), Providence, R.I.
Sloan, Ira, T, 1920, 21, Madisonville
Smalls, Terriea, DT, 2002, 03, Pineville, S.C.
Smargiasso, Heath, DB, 1994, 95, New Washington, Pa.
Smartt, Leon, LG, 1958, 59, 60, Hixson
Smelcher, Jim, LT, 1955, 56, 57, Lake City
Smith, Alfred E., LT, 1892
Smith, Billy, RG, 1961, Cookeville
Smith, Boyd M., B, 1932, Knoxville
Smith, Bret, WR, 2003, 04, 05, 06, Warren, Ark.
Smith. C.H., RG, 1899
Smith, Carl E., FB, 1956, 57, 58, Washington Court House, Ohio
Smith, Chavis, DT/OG, 2000, 01, 02, 03, Forest City, N.C.
Smith, Chuck, DE, 1990, 91, Athens, Ga.
Smith, Daryle, OT, 1984, 85, 86, Knoxville
Smith, Geric, LB, 1995 (Service), Hermitage
Smith, Gordon E., G, 1931, 32, 33, Paris
Smith, H.W., LE, 1896, 97
Smith, Jacques, DE, 2010, 11, 12, 13, Ooltewah
Smith, Jeff, TE, 1981, 82, 84, 85, Milan
Smith, Jeff, OG, 1992, 93, 94, 95, Decatur
Smith, Jerry, DB, 1964, 65, 66, Thomasville, N.C.
Smith, Jimmie F., HB/QB, 1920, 21, 22, 23
Smith, Josh, WR, 2013, Knoxville
Smith, Kenny, DT, 1997, South Pittsburg
Smith, Larry, OG, 1989, Milan
Smith, Mike 1973, 75, DT, (Service), Marietta, Ga.
Smith, Onterrio, RB, 1999, Sacramento, Calif.
Smith, Rob, OG, 2002, 04, 05 (Capt.), Fort Thomas, Ky.
Smith, Roy (Looney), T, 1947, 48, 49, 50, Knoxville
Smith, Thomas, G, 1938, 39, Bristol, Va.
Smith, Tom, RB, 2013, Apopka, Fla.
Smith, Tracy, DB, 1990, 91, 92, Jonesboro, Ga.
Smith, Wayne, LB, 1968, 69, Nashville
Smithers, Bob, WB, 1956, Silver Springs, Md.
Sneed, Robert, QB, 1936, 37, 38
Sneed, W. Bush, HB, 1923, Nashville
Snipes, Herman 1931
Snowden, Robert B., T, 1919
Sollee, Neyle, FB, 1958, 59, Jacksonville, Fla.
Sorrells, Frank G., RE, 1913, 14, 15, Fayetteville
Spain, Wayne, DB, 1969, 70, Jackson
Sparks, Scot, DB, 1987, 88, Maryville
Spence, J.W., RT, 1906
Spence, Shirley E. 1891
Spiva, Andy, LB, 1973, 74, 75, 76 (Capt.), Chamblee, Ga.
Spivey, Brian, C, 1989, 90, 91, 92, Jefferson City
Spivey, Jeremy, LB, 1992, Nashville
Spoone, Bill, E, 1953, Morristown
Spradlin, Danny, LB, 1977, 78, 79, 80, Maryville
Stacey, Dan, DS, 2000, 01, Nashville
Stafford, Tim, C, 1986, 87, Louisville
Staley, Maurice, WR, 1994, 95, Charlotte, N.C.
Stallworth, Donte', WR, 1999, 00, 01, Sacramento, Calif.
Stallworth, Thomas, LB, 2001, Lithonia, Ga.
Stanback, Haskel, TB, 1971, 72, 73, Kannapolis, N.C.
Stancell, Harold, DB, 1964, 65, 66, Knoxville
Stansell, Ken, DT, 1972, Chattanooga
Stapleton, Clayton, G, 1941, 46, 47, Fleming, Ky.
Starling, Marcus, WR, 1977, 78, Dalton, Ga.
Steffy, Joe ,G, 1944, Chattanooga
Steiner, Max, G, 1938, 39, 40, Bluefield, W.Va.
Stephens, Buster, B, 1944, 45, Knoxville
Stephens, Don, WB, 1958, Oak Ridge
Stephens, Nick, QB, 2008, Flower Mound, Texas
Stephens, Travis, RB, 1997, 98, 00, 01, Clarksville
Stephenson, Casey, B, 1944, 45, Mayfield, Ky.
Stephenson, Dave, C, 1946, Charleston, W.Va.
Stephenson, Guy, C, 1922, Centerville
Stevenson, Dominique, LB, 1998, 99, 00, 01, Gaffney, S.C.
Stewart, Antwan, DB, 2003, 05, 06, Dumfries, Va.
Stewart, Bo, T, 1944, Chattanooga
Stewart, Branndon, QB, 1994, Stephenville, Texas
Stewart, Clifton, OG, 1967, 68, Chesapeake, Va.
Stewart, Howard L., G, 1931, 32, 33, Lebanon
Stewart, James, RB, 1991, 92, 93, 94, Morristown
Stewart, Lyonel, LB, 1975, 77, 78, Knoxville
Still, Eric, OG, 1986, 87, 88, 89 (Capt.), Germantown
Still, J. Ralph, T, 1930, 31, Cleveland
Stocstill, Joe, FB/TE, 2013, 14, Lewisburg
Stocker, Luke, TE, 2007, 08, 09, 10 (Capt.), Berea, Ky.
Stokes, Charles, T, 1950, 51, Graceville, Fla.
Stolarick, Robert, DS, 2000, Germantown
Stone, Cory, DT, 1993, 94, Memphis
Stone, James, C, 2010, 11, 12, 13, Nashville
Storey, Jake, LB, 2009, 10, Titusville, Fla.
Stottlemyer, Dave, C, 1955, 56, 57, Sarasota, Fla.
Stowell, Mike, OT, 1989, 90, 91, 92, Meridan, Idaho
Stowers, Donnie, OG, 1977 (Service), Largo, Fla.
Stratton, Mike, LE, 1959, 60, 61, Tellico Plains
Streater, Jimmy, QB, 1977, 78, 79 (Capt.), Sylva, N.C.
Streno, Glenn, C, 1981, 82, 83, Pittsburgh, Pa.
Striegel, Roy B. (Pap), G, 1919, 20, 21, 22 (Capt.), Perryville
Stroud, Jack, T, 1947, 48, 49, 50 (Capt.), Cleveland, Ohio
Stuart, Mark, LT, 1910
Stuart, Phil, OT, 1985, 86, 87, 88, Johnson City

Studaway, Mark, DT, 1979, 80, 81, 83, Memphis
Stupar, Francis, RE, 1949, Munhall, Pa.
Suffridge, Robert (Bob), G, 1938, 39, 40, Knoxville
Suggs, A.J., QB, 2000, Powder Springs, Ga.
Suh, Eric, RB, 1997 (Service), Chattanooga
Sullenger, Owen, WR, 1996, Boca Raton, Fla.
Sullins, Cody, C, 2007, 08, 09, Cottontown
Sullins, Cory, OG, 2008, 09, Cottontown
Sullivan, Jimmy, FB, 1962, 64, Signal Mountain
Sullivan, Ned, LB, 1961, 62, 63, Franklin
Summerhill, Deanthonie, RB, 2013, 14, Tuscumbia, Ala.
Summers, Shawn, DB, 1992, 93, 94, 95, Oak Ridge
Sumpter, Nate, RB, 1977, 79, Myrtle Beach, S.C.
Surlas, J.J., DT, 1989, 90, 91, 92, Mt. Pleasant, Pa.
Suttle, Chevette, DB, 1980, Lafayette, Ga.
Sutton, Cameron, DB, 2013, 14, Jonesboro, Ga.
Sutton, Phil, OT, 1978, 79, Birmingham, Ala.
Swafford, Devaun, DB, 2013, 14, Kingsport
Swafford, J.H., RT, 1908
Swain, Jayson, WR, 2003, 04, 05, 06 (Capt.), Huntsville, Ala.
Swanson, Eric, WR, 1984, 85, San Bernardino, Calif.
Sweeney, Terry, WB, 1953, Lawrence, Mass.
Sykes, Rae, DT, 2010, Alcoa
Symonds, Brad, DB, 1994 (Service), South Windsor, Conn.
Szawara, Al, FB, 1976, LaPorte, Ind.

T

Tade, Herbert, C, 1935
Talbot, Joe, T, 1923, Nashville
Talley, Ben, LB, 1991, 92, 93, 94 (Capt.), Griffin, Ga.
Tanara, Al, E, 1962, 63, 64, Spring City, Pa.
Tanner, Don, LG, 1949, Willoughby, Ohio
Tanner, Larry, T, 1939, Miami, Fla.
Tansil, Vernon G., E, 1934, 35
Tardy, Drew, WR, 2006 (Service), Huntington, W. Va.
Tarwater, A. B., RE, 1897, Inskip
Taylor, Frank, DT, 2003 (Service), Union, N.J.
Taylor, Leland, DT, 1993, 94, Louisville, Ky.
Taylor, Lenny, WR, 1981, 82, 83, Miami, Fla.
Taylor, Lucas, WR, 2005, 06, 07, 08 (Capt.), Carencro, La.
Taylor, R.L., RG, (Bob) 1912, 13, 14, 15
Taylor, W.H., RG, 1901
Teague, Marsalis, WR, 2009, 10, 11, 12, Paris
Teague, Trey, C, 1994, 95, 96, 97, Jackson
Tedford, Gene, WB, 1963, Charleston, Miss.
Teel, Jerry, TE, 1991, Lenora, Kans.
Templeton, Conrad C., G, 1929, 30, Fayetteville
Templeton, Rick, P, 1995 (Service), LaVergne
Terry, Corey, DE, 1996, 97, 98, Warrenton, N.C.
Terry, Mike, DE, 1979, 81, 82, Atlanta, Ga.
Terry, William L., LE, 1899 (capt.)
Thayer, Harry J. (Hobo), G, 1928, 29, 30 (Capt.), Charleston, W.Va.
Theiler, Gary, E, 1969, 70, 71, Louisville, Ky.
Thomas, Alfred, G, 1937, 38, 39, Milwaukee, Wisc.
Thomas, Bobby, E, 1971, Brownsville
Thomas, Brent, DS, 2000 (Service), Louisville, Ky.
Thomas, Coleman, OL, 2014, Fort Chiswell, Va.
Thomas, Dallas, OT, 2009, 10, 11, 12, Baton Rouge, La.
Thomas, Dave, DB, 1990, Miami, Fla.
Thomas, Houston, LB, 1987, 88, 89, Pikeville
Thomas, Jimmy, DB, 1967, 68, 69, Lake Butler, Fla.
Thomas, Victor, DT, 2008, 10, Olive Branch, Miss.
Thomason, Brett, FB, 2008 (Service), Dalton, Ga.
Thomason, R.F. (Tommy), RHB, 1912, 13, 14, 15
Thompson, Joe, WR, 1969, 70, 71, Savannah
Thompson, Johnny, LB, 1970, 72, Niota
Thompson, LaMarcus, LB, 2007, 08, 09, 10, Lithonia, Ga.
Thompson, Raynoch, LB, 1997, 98, 99, New Orleans, La.
Thompson, Tony, RB, 1988, 89, 90, (Capt.) Lake Wales, Fla.
Thompson, Van, QB, 1939, 40, Jackson
Thornton, D.B., DT, 1903, 04, 05
Thornton, Matthew, KS, 1989 (Service), Brownsville
Tidwell, Blane, DT, 1976, Clarksville
Tilson, Paul, LT, 1959, 61, 62, Maryville
Tinsley, Derrick, RB/WR, 2001, 02, 03, 04, Marietta, Ga.
Todd, Robert, TE, 1991, 92, Germantown
Toeaina, Albert, OT, 2004, 05, Antioch, Calif.
Toles, Alvin, ILB, 1981, 82, 83, 84, Forsyth, Ga.
Tomlinson, Billy, TB, 1963, 64, 65, Nashville
Tompkins, F.M., FB, 1910, 11
Toney, Jaron, DB, 2012, 13, Alcoa
Townes, Tim, DB, 1970, 71, 72, Knoxville
Townsend, Ricky, PK, 1972, 73, 74, Dalton, Ga.
Traa, Michael, DB, 1997, Sarasota, Fla.
Tracy, Tom, FB, 1953, 54, Birmingham, Mich.
Treece, Chris, DB, 1987, Murfreesboro
Tripp, Arthur M., RG, 1926, 27, 28
Tritapoe, Phillip, DE, 2008 (Service), Kingsport
Trott, Stan, WR, 1970, 71, 72, Montgomery, Ala.
Trupovnieks, Jani, OT, 1980, 81, Hopedale, Ohio
Truss, Shawn, DE, 1989, Middletown, Ohio
Tucker, Glenn, OT, 1976, 77, Douglas, Ga.
Tucker, Homer, DB, 1988, Knoxville
Tucker, Josh, OT, 1996, 97, 98, 99, Asheville, N.C.
Tucker, Willis, C, 1940, Knoxville
Tudor, D. Vincent, QB, 1927, 28, Plainview, Texas
Tullis, Jeff, DT, 1989, 90, 91, 92, Cape Girardeau, Mo.
Turnage, Gordon, DB, 1969, 71, 72, Thomasville, N.C.
Turnbow, Jesse, DT, 1975, 77, Cincinnati, Ohio
Turner, James, LB, 2004, 05, Augusta, Ark.
Twifold, H.H., HB, 1916

U

Upton, Mark, OT, 1993, Soddy Daisy
Upton, Todd, OG, 1983, 84, Alcoa
Urbano, Bobby, RG, 1956, 57, 58 (Capt.), North Tonawanda, N.Y.
Urbano, Roger, E, 1954, 55, 56, North Tonawanda, N.Y.
Urubek, Steve, C, 1971, 72, 73, Chicago, Ill.
Ussery, Bob, T, 1952, 53, Raleigh, N.C.

V

Valbuena, Gary, QB, 1972, 73, Fountain Valley, Calif.
Vaughan, Charles W. (Pug), B, 1932, 33, 34, Knoxville
Veazey, Burney, WR, 1998, 99, 00, Southhaven, Miss.
Veal, Demetrin, DE, 2001, 02, Paramount, Calif.
Venable, Sam A., G, 1932, Knoxville
Vereen, Corey, DL, 2013, 14, Winter Garden, Fla.
Vereen, Daryl, LB, 2008, 09, 10, 11, Charlotte, N.C.
Verner, Randy, WR, 1974, 1975, Dallas, Texas
Vest, Roger, C, 1951, 52, Detroit, Mich.
Via, Mike, OLB, 1986 (Service), Milan
Vick, Warren, E, 1941, Sweetwater
Vickers, Kendal, DL, 2014, Havelock, N.C.
Vinson, Brent, DB, 2007, 08, Hampton, Va.
Vinson, Ian, DB/PK, 2006 (Service), Germantown
Vinson, Todd, TB/P, 2006 (Service), Germantown
Vituccio, Gary, DE, 1965, McKees Rocks, Pa.
Vowell, J. Graham, LE, 1914, 15, 16 (Capt.) 21, Martin
Vowell, Morris A., RT, 1913, 14, 15, 16, Martin
Vowell, Richie, C, 1924, Martin
Vugrin, James, RG, 1946, 47, 48, 49, Lansford, Pa.

W

Waddell, Ken, WB, 1959, 60, Nashville
Wade, Jimmy, TB, 1951, 52, 53, 54, Lynchburg, Va.
Wade, John, DE/TE, 1979, Nashville
Wade, Jonathan, WR/DB, 2002, 04, 05, 06, Shreveport, La.
Waff, Wayne, WB, 1962, Portsmouth, Va.
Waggner, Prentiss, DB, 2009, 10, 11, 12, Clinton, La.
Wagster, John, DT, 1970, 71, 72, Campbellsville, Ky.
Walker, Chris, DE, 2007, 08, 09, 10, Memphis
Walker, Darwin, DT, 1997, 98, 99 (Capt.), Walterboro, S.C.
Walker, David, ILB, 1987, Knoxville
Walker, Jackie, LB, 1969, 70, 71 (Capt.), Knoxville
Walker, Jeff, OG, 1975, Oak Ridge
Walker, Shon, LB, 1988, 89, 90, 91, College Park, Ga.
Wallace, Randy, QB, 1974, 75, 76, Jacksonville, Fla.
Wallen, Joe, FB, 1936, 38, 39, Portland
Walls, Alex, PK, 1999, 00, 01, 02, Bristol, Va.
Walls, Marlon, DT, 2009, 11, 12, 13, Olive Branch, Miss.
Walter, Hank, LB, 1972, 73, 74, Knoxville
Walters, John M., LT, 1906, 07, 08, 09
Wampler, Chris, DT, 1980, 81, 82, Lenoir City
Wantland, Hal, WB, 1963, 64, 65 (Capt.), Columbia
Ward, Ernie, DB, 1973, 74, 75, Memphis
Wardlow, Antonio, DB, 2006, 07, Winston-Salem, N.C.
Warmath, Murray, E, 1932, 33, 34, Humboldt
Warner, E.T., Sub., 1896
Warren, Brandon, TE, 2008, Alcoa
Warren, Buist, QB, 1938, 39, 40, Miami, Fla.

Warren, Dewey, QB, 1965, 66, 67, Savannah, Ga.
Warren, James, OT, 1992, 93, Memphis
Warren, John, PK, 1979, 80, 81, 82, Jesup, Ga.
Warren, Phil, C, 1905
Warren, Preston, DB, 1987, 88, 89, 90, Knoxville
Washington, Anthony, LB, 1976, Pensacola, Fla.
Washington, Kelley, WR, 2001, 02, Stephens City, Va.
Watkins, Arthur B., LT, 1897
Watkins, T.R., QB, 1903, 04
Watson, Brent , OT, 1974, 75, 76, 77 (Capt.), Twin Falls, Idaho
Watson, Curt, FB, 1969, 70, 71, Crossville
Watson, Quenshaun, TB, 2012, Athens, Ga.
Watts, Brad, OT, 1976, Englewood
Watts, Jim, DB, 1972, 73, 74 (Capt.), Jacksonville, Fla.
Watts, Johnny, WB, 1977, 78, 79, Memphis
Weary, Fred, OG, 1998, 99, 01, (Capt.) Montgomery, Ala.
Weatherd, Chris, LB, 2014, Carrolton, Texas
Weatherford, Derrick, DT, 1965, 66, 67, Darlington, S.C.
Weatherford, Jim, HB, 1966, 67, 68, Dalton, Ga.
Weaver, DeWitt T., G, 1934, 35, 36 (Capt.)
Weaver, Herman, KS, 1967, 68, 69, Villa Rica, Ga.
Weaver, Mark, PK, 2002 (Service), Moorpark, Calif.
Webb, Charlton, OG, 1975, 77, 78, Salem, Va.
Webb, Chuck, RB, 1989, 90, Toledo, Ohio
Webb, Danny, TB, 1958, Maryville
Weber, Nick, HB, 1939, 40, Mansfield, Ohio
Webster, Chris, OG, 1977, Cincinnati, Ohio
Wegener, Albert B., HB, 1892, 93
Weisenberg, Andrew, RE, 1908, 09, Philadelphia, Pa.
Weisensel, Ben, OL, 2008 (Service), Salisbury, N.C.
Welch, F.W., LE, 1915
Welch, Tim, DE, 1983, 84, 85, Knoxville
Wells, Scott, C, 2000, 01, 02, 03 (Capt.), Spring Hill
Wemlinger, Gary, T, 1969, Morristown
Wendelboe, Kevin, KS, 1991, Clemmons, N.C.
Wert, Lee K., HB, 1907
Wert, R.Y., Sub., 1900, 01
Werts, Edwin S., HB, 1891, 92
West, Hodges (Burr), T, 1938, 39, 40, Knoxville
West, Ryan, DS, 2004, 05, 06, Brentwood
West, Tommy, TE, 1973, 74, 75, Gainesville, Ga.
Westmoreland, Eric, LB, 1996, 98, 99, 00 (Capt.), Jasper
Wharton, Vic, WR, 2014, Spring Hill, Tenn.
Wheaton, Lance, H/QB 1992, 93, 94, Kingston
Wheeler, Ronnie, DE, 1973, 74, 75, Mableton, Ga.
Whitaker, James A., HB, 1929
White, Brad, DT, 1978, 79, 80 (Capt.), Idaho Falls, Idaho
White, Chris, DB, 1983, 84, 85 (Capt.), Cleveland
White, Fred, DB, 1996, 97, 98, 99, Griffin, Ga.
White, H. Benton, LE, 1907, 08
White, Lynn T., RG, 1892, 93
White, Reggie, DT, 1980, 81, 82, 83 (Capt.), Chattanooga
White, Steve, LB, 1975, Kingsport
White, Steve, DE, 1992, 93, 94, 95, Memphis
White, W.C., Sub., 1921
Whitehead, Mike, MG, 1985, 86, 87, Americus, Ga.
Whiteside, Keyon, LB, 1999, 00, 01, 02, Forest City, N.C.
Whittle, Matt , RHB, 1905
Widby, Ron, P, 1964, 65, 66, Knoxville
Wiesman, Dylan, OL, 2013, 14, Cincinnati, Ohio
Wildman, Charles, T, 1944, 45, 46, 47, Bridgeport, Conn.
Wilhoit, James, PK, 2003, 04, 05, 06, Hendersonville
Wilkerson, Bruce, OT, 1983, 84, 85, 86 (Capt.), Philadelphia
Wilkinson, Rick, DB, 1981, 83, Knoxville
Wilks, Rod, WR/DB, 2009, 11, 12, Smyrna
Williams, Billy, WR, 1993, 94, Alcoa
Williams, Bob, T, 1954, 55, Valdese, N.C.
Williams, Cliff, G, 1956, Appleton, Wisc.
Williams, Dan, DT, 2007, 08, 09, Memphis
Williams, Dick, DT, 1966, 67, 68 (Capt.), Greeneville
Williams, Gerald, LB, 2008, 09, 10, Lauderdale Lakes, Fla.
Williams, Ja'Kouri, RB, 2005, 06, 07, 08 Plaquemine, La.
Williams, Jay, OG, 1977, 78, 79, 80, Nashville
Williams, Johnny, MG, 1981, 82, 83, Knoxville
Williams, Jordan, DL, 2011, 12, 13, 14, Gainesville, Fla.
Williams, Keldrick, TB, 2002, Montgomery, Ala.
Williams, Martin, DT, 1988, 89, Charleston, S.C.
Williams, Michael, DB, 2014, Laurel, Md.
Williams, Owen, DL, 2014, Macon, Ga.
Williams, Robert, FB, 2005 (Service) White Bluff
Williams, Russ, DB, 1974, 75, 76, 77, Cincinnati, Ohio
Williams, Todd, C, 1994, Dallas, Texas
Williams, Tom, RT, 1960, 61, 62, Canton, N.C.
Williams, Tony, OT, 1984, 85, Kingsport
Williams, Tyler, OT, 2004 (Service), Cosby
Willingham, DeAngelo, DB, 2007, 08, Saint Mathews, S.C.
Wilson, Al, LB, 1995, 96, 97, 98 (Capt.), Jackson
Wilson, Cedrick, WR, 1997, 98, 99, 00 (Capt.), Memphis
Wilson, Charles, RB, 1984, 85, 86, 87, Prichard, Ala.
Wilson, Ellix, LB, 2006, 07, 08 (Capt.), Memphis
Wilson, Gibril, DB, 2002, 03, San Jose, Cali.
Wilson, Darryal, WR, 1981, 82, Bristol, Va.
Wilson, Dwight, OG, 1980, Thomasville, Ga.
Wilson, Eddie, LB, 1971, 72, 73, Marietta, Ga.
Wilson, James, DE, 1989, 91, 92, 93 (Capt.), Hampton, Va.
Wilson, Nick, LB, 2003, 05, Knoxville
Wilson, Rollin, HB, 1922, 24, Memphis
Wilson, Will, TE, 2002 (Service), Columbia
Winstead, Jid, LE, 1956, Rogersville
Witherington, Sid, RB, 1973, Mumford
Witherspoon, Carl, LB, 1971, 72, Knoxville
Witt, Roy E., HB, 1926, 27, 28 (Capt.)
Witten, Jason, TE, 2000, 01, 02, Elizabethton
Wold, Steve, FB, 1968, 69, 70, Port Orange, Fla.
Wolf, Ethan, TE, 2014, Minster, Ohio
Wolf, Tyler, DB, 2009, 10, Cookeville
Wolfe, Dennis, OLB, 1976, 77, 78 (Capt.), Gate City, Va.
Wolfe, Lloyd S., RE, 1914, 15, 16
Wood, Caroll, E, 1945, St. Louis, Mo.
Wood, James R., LG, 1891
Wood, Lee, WR, 1989, 90, Richmond, Va.
Wood, Walter (Babe), QB, 1936, 37, 38, McMinnville
Woodruff, George R. (Bob), T, 1936, 37, 38, Athens, Ga.
Woods, Casey, WR/H, 2005, 06, 07, Starkville, Miss.
Woods, Gerald, OG, 1963, 64, 65, Milan
Woods, Thomas, WR, 1986, 87, 88, 89 (Capt.), Gallatin
Woody, James, LB, 1968, 69, 70, Columbia
Woofter, Jim, DT, 1974, 75, 76, New Cumberland, W.Va.
Word, Brian, LB, 2002, Cleveland
Word, Roscoe, LT, 1902, 03, 04 (Capt.), 05 (Capt.), 07 (Capt.)
Worley, Justin, QB, 2011, 12, 13, 14, Rock Hill, S.C.
Wortham, C.L., Sub., 1900
Wright, Gary, PK,1966, 67, Heflin, Ala.
Wright, George, TB, 1957, 58, Sonora, Texas
Wrightman, A.L., Sub., 1901
Wyatt, Bowden, E, 1936, 37, 38 (Capt.), Kingston
Wyche, Bubba, QB, 1967, 68, Atlanta, Ga.
Wynn, Herman D. (Breezy), B, 1931, 32, 33, Dublin, Ga.
Wyrick, Charles, WB, 1960, 61, Harriman

Y

Yancey, David, RB, 2004, 05, 06, Norfolk, Va.
Yanossy, Frank, DT, 1967, 68, 69, Bradenville, Pa.
Yarbrough, John, WR, 1973, 74, 75, Salisbury, N.C.
Yatkowski, Paul, DT, 1992, 93, Winnipeg, Man., Canada
Young, Bill, DB, 1966, 68, 69 (Capt.), Knoxville
Young, Carroll, WB, 1956, 57, Dallas, Texas
Young, Devrin, TB, 2011, 12, 13, 14, Knoxville
Young, Ed. B., HB, 1925, 26
Young, Eddie, E, 1955, Miami, Fla.
Young, Eric, OT, 2005, 06, 07, Union, S.C.
Young, J.R., LHB, 1910
Young, Jimmy, E, 1970, 71, 72, Franklin, Ky.
Young, Sean, OT, 2000, 01, 02, 03, Cohutta, Ga.

Z

Zander, Carl, ILB, 1981, 82, 83, 84 (Capt.), Mendham, N.J.
Zecchino, Nick, C, 1986, 87, 88, Cedar Grove, N.J.
Ziegler, Kelly, ILB, 1984, 85, 86, 87 (Capt.), Miami, Fla.
Zontini, Lawrence, WB, 1942, Charleston, W.Va.
Zurcher, Kevin, WR, 1989, Knoxville
Zvolerin, Bob, LT, 1963, Windber, Pa.

SERVICE AWARD—A service award is given upon the recommendations of the head coach to a senior athlete who has completed his eligibility and has been a squad member for at least three years without meeting the participation requirements for a varsity letter.

ALL-SEC AND ALL-AMERICANS BY NUMBER

Tennessee has had more than 200 All-Southeastern Conference (SEC) first-team selections since the conference was formed in 1933 and 90 All-America (AA) selections since Gene McEver was first chosen in 1929. Following are the jersey numbers of the Vols' All-SEC and All-America selections.

1 Leonard Little, DE/LB 1996, 97 (SEC), 1997 (AA)
Jason Witten, TE 2002 (SEC)
2 Kevin Burnett, LB 2004 (AA, SEC)
Montario Hardesty, RB 2009 (SEC)
3 Robert Meachem, WR 2006 (AA, SEC)
4 Fuad Reveiz, PK 1982, 84 (SEC)
Jeff Hall, PK 1995, 96, 97, 98 (SEC)
5 Rico McCoy, LB 2009 (SEC)
6 Jimmy Streater, QB 1979 (SEC)
7 Condredge Holloway, QB 1973 (SEC)
Chris White, DB 1985 (AA, SEC)
Deon Grant, DB 1999 (AA, SEC)
Jerod Mayo, LB 2007 (SEC)
8
9 George Hunt, PK 1971 (SEC)
10 Mike Mauck, DB 1975 (SEC)
Tony Robinson, QB 1984 (SEC)
John Becksvoort, PK 1993 (AA, SEC)
11 Ron Widby, P 1966 (AA)
Joey Kent, WR 1995, 96 (SEC)
12 Cory Fleming, WR 1993 (SEC)
Marcus Nash, WR 1997 (SEC)
13 Terry Fair, DB 1996, 97 (SEC)
14 Roland James, DB 1978, 79 (SEC), 1979 (AA)
Julian Battle, DB 2002 (SEC)
Eric Berry, DB 2008, 09 (AA, SEC)
15 Carl Pickens, WR 1990, 91 (SEC), 1991 (AA)
16 Number retired in honor of *Peyton Manning*
Peyton Manning, QB 1995, 97 (SEC), 1997 (AA)
Rashad Baker, DB 2002 (SEC)
17 Bobby Dodd, QB 1930 (AA)
Phil Dickens, RB 1936 (SEC)
Tee Martin, QB 1999 (SEC)
18 Craig Colquitt, P 1976, 77 (SEC)
Kent Elmore, P 1989 (SEC)
Dale Carter, DB 1990, 91 (AA, SEC)
DeRon Jenkins, DB 1995 (SEC)
Jason Allen, DB, 2004 (SEC)
19 Alex Walls, PK, 2000 (SEC)
20 Dick Huffman, DT 1946 (AA, SEC)
Bert Rechichar, B 1951 (SEC)
Joey Chapman, P 1990 (SEC)
Travis Henry, RB, 2000 (SEC)
21 Mack Franklin, E 1952 (SEC)
Stanley Morgan, RB 1974, 76 (SEC)
Jimmy Colquitt, P 1982, 83 (AA)
Heath Shuler, QB 1993 (SEC)
Da'Rick Rogers, WR 2011 (SEC)
22 Richmond Flowers, WB, 1967 (AA)
Ricky Townsend, PK 1972 (SEC), 1972, 73 (AA)
23 Earnest Fields, LB 1991 (SEC)
Dwayne Goodrich, DB 1999 (SEC)
24 Al Hust, End 1942 (SEC)
Tony Thompson, RB 1990 (SEC)
25 Eddie Brown, DB 1973 (AA, SEC)
Jeremy Lincoln, DB 1991 (SEC)
James Wilhoit, PK 2006 (SEC)
26 Murray Warmath, G 1934 (SEC)
Albert Dorsey, DB 1967 (AA, SEC)
Tim Priest, DB 1970 (SEC)
Willie Gault, WR 1982 (AA, SEC)
Daniel Lincoln, PK 2007 (AA)
27 Hank Lauricella, TB 1951 (AA, SEC)
Al Wilson, LB 1997, 98 (SEC), 1998 (AA)
28 Gene McEver, TB 1929 (AA)
29
30 Jim Weatherford, DB 1968 (AA, SEC)
Andre Lott, DB 2001 (SEC)
31 Curt Watson, RB 1969, 70, 71 (SEC)
32 Number Retired in Honor of *Bill Nowling*
33 Bud Sherrod, E 1949, 50 (SEC) 1950 (AA)
Tom Tracy, RB 1954 (SEC)
Johnnie Jones, RB 1983, 84 (SEC)
Keith DeLong, LB 1988 (AA, SEC)
Jonathan Hefney, DB 2007 (SEC)
34 Richard Pickens, RB 1968 (SEC)
Travis Stephens, RB 2001 (AA, SEC)
35
36 Ed Molinski, G 1939 (SEC), 1939, 40 (AA)
37 Bowden Wyatt, E 1938 (AA, SEC)
Conrad Graham, DB 1972 (AA, SEC)
38 John Michels, G 1951, 52 (SEC), 1952 (AA)
39
40
41
42 Bob Suffridge, G 1938, 40 (SEC), 1938, 39, 40 (AA)
Eric Westmoreland, LB 2000 (SEC)
43
44 Bobby Majors, DB 1970, 71 (SEC), 1971 (AA)
Neil Clabo, P 1974 (SEC)
Craig Puki, LB 1979 (SEC)
Chuck Webb, RB 1989 (SEC)
45 Number retired in honor of *Johnny Majors*
Herman Hickman, G 1931 (AA)
Johnny Majors, TB 1955, 56 (SEC), 1956 (AA)
Carl Zander, LB 1984 (SEC)
A.J. Johnson, LB 2013 (SEC)
46 Sheriff Maples, C 1933 (SEC)
Raynoch Thompson, LB 1998, 99 (SEC), 1999 (AA)
47 Bobby Gordon, TB 1957 (SEC)
Dustin Colquitt, P 2003 (AA, SEC)
Britton Colquitt, P 2006 (SEC)
48 Beattie Feathers, TB 1933 (AA, SEC)
49 Number Retired in Honor of *Rudy Klarer*
50 Don Edmiston, T 1941 (SEC)
Frank Emanuel, LB 1965 (AA, SEC)
Paul Naumoff, LB 1966 (AA, SEC)
Chip Kell, G 1968, 69, 70 (SEC) 1969, 70 (AA)
Andy Spiva, LB 1975, 76 (SEC)
Tom Myslinski, G 1991 (SEC)
51 Mike Bevans, C 1970 (SEC)
52 Jackie Walker, LB 1970, 71 (AA, SEC)
Cosey Coleman, G 1998, 99 (SEC), 1999 (AA)
53 Glenn Streno, C 1983 (SEC)
54 Abe Shires, T 1939, 40 (SEC) 1939 (AA)
Francis Holohan, G 1952 (SEC)
Bob Johnson, C 1966, 67 (AA, SEC)
Dale Jones, DE 1985, 86 (SEC)
55 Mike Lucci, LB 1961 (SEC)
Jesse Mahelona, DT, 2004 (AA, SEC)
Dan Williams, DT 2009 (SEC)
56 Robert Shaw, C 1977, 78 (SEC)
Chuck Smith, DE 1991 (SEC)
57 Steve Kiner, LB 1968, 69 (AA, SEC)
Jamie Rotella, LB 1972 (AA, SEC)
Ron McCartney, DE 1975 (SEC)
58 Ray Nettles, LB 1971 (SEC)
Todd Kelly, DE 1992 (SEC)
Darwin Walker, DT 1998, 99 (SEC)
59 Mark Hovanic, DT 1987 (SEC)
Mike Stowell, G 1992 (SEC)
60 Bill Pearman, T 1951 (AA, SEC)
Jim Noonan, MG 1980 (SEC)
61 Number retired in honor of *Willis Tucker*
62 Number Retired in Honor of *Clyde Fuson*
63 Bob Dobelstein, G 1944, 45 (SEC), 1944 (AA)
64 James Rike, C 1939 (SEC)
Jack Reynolds, LB 1969 (AA, SEC)
Bill Emendorfer, G 1972 (SEC)
Scott Wells, C, 2003 (SEC)
65 Steve DeLong, MG 1963, 64 (AA, SEC)
Charles Rosenfelder, G 1967, 68 (SEC), 1968 (AA)
66 Bill Johnson, G 1957 (AA, SEC)
Jason Layman, T 1993, 95 (SEC)
67 Ted Daffer, G 1950, 51 (AA, SEC)
John Wagster, DT 1972 (SEC)
Mickey Marvin, G 1974, 75, 76 (SEC)
Bill Mayo, G 1983, 84 (SEC) 84 (AA)
Kevin Mays, G 1994 (SEC)
Chad Clifton, T 1998 (SEC)
68 Bruce Wilkerson, T 1985, 86 (SEC)
69
70 Trey Teague, C 1997 (SEC)
Fred Weary, OG 2001 (SEC)

71 Darris McCord, DT 1954 (AA)
72 George Cafego, TB 1938, 39 (AA, SEC)
73 Lee North, C 1980, 81 (SEC)
Will Ofenheusle, OT 2002 (SEC)
74 Jeff Smith, G 1994, 95 (SEC)
75 John Boynton, T 1967 (SEC)
Anthony Parker, OG 2007 (SEC)
76 John Gordy, T 1956 (SEC)
Harry Galbreath, G 1987 (AA, SEC)
Arron Sears, T 2005,06 (SEC) 2006 (AA)
77 Bob Foxx, HB 1939, 40 (SEC) 1940 (AA)
Buster Stephens, RB 1944 (SEC)
Michael Munoz, OT, 2004 (AA, SEC)
78 Tim Irwin, T 1980 (SEC)
Antone Davis, T 1989, 90 (SEC) 1990 (AA)
79 Joe Schaffer, T 1959 (SEC)
Frank Yanossy, DT 1969 (SEC)
Eric Still, G 1988, 89 (SEC) 1989 (AA)
Chris Scott, OT 2009 (SEC)
80
81 Mychal Rivera, TE 2012 (SEC)
82 Ken DeLong, TE 1968, 69 (SEC)
83 Mark Adams, TE 1991 (SEC)
84 Norman Meseroll T, 1948 (SEC)
Austin Denney, TE 1966 (AA, SEC)
Cordarrelle Patterson, AP, 2012 (SEC)
85 Johnny Mills, WR 1966 (SEC)
Reggie Harper, TE 1979 (SEC)
86 Andy Kozar, FB 1952 (SEC)
Buddy Cruze, E 1956 (SEC, AA)
Terry McDaniel, DB 1987 (SEC)
87 Darryl Hardy, LB 1991 (SEC)
88 Bobby Frazier, DE 1965 (SEC)
Tim McGee, WR 1985 (AA, SEC)
89 Larry Seivers, WR 1975, 76 (AA, SEC)
90 Marion Hobby, DE 1989 (SEC)
Will Overstreet, DE, 2000, 01 (SEC)
Turk McBride, DT 2006 (SEC)
91 Number retired in honor of *Doug Atkins*
Doug Atkins, DT 1951, 52 (SEC) 1952 (AA)
Jonathan Brown, DE 1997 (SEC)
Robert Ayers, DE, 2008 (SEC)
92 Number retired in honor of *Reggie White*
Reggie White, DT 1983 (AA, SEC)
Carlos Reveiz, PK 1985 (SEC)
93 Chris Mims, DE 1991 (SEC)
Shaun Ellis, DE 1999 (SEC)
94
95
96
97 Malik Jackson, DL 2011 (SEC)
98 John Henderson, DT 2000, 01 (AA, SEC)
99

HEAD FOOTBALL MANAGERS

1896 - Eugene R. Attkisson
1897 - Eugene R. Attkisson
1898 - No Team (Spanish-American War)
1899 - W. R. Harrison
1900 -
1901 - Dan Kingman
1902 - H. B. Finch
1903 - J. S. Cooper
1904 - C. J. McClung
1905 - H. P. Grant
1906 - T. P. Summers
1907 - David Gaut
1908 - Harley Fowler
1909 - H. R. Newton
1910 - F. L. Phipps
1911 - Charles E. Craddock
1912 - A. J. Donelson, Jr.
1913 - Walter C. Whitaker, Jr.
1914 - T. Flem Hazen
1915 - S. M. Tunnel
1916 - David Getaz
1917 - No Team (World War I)
1918 - No Team (World War I)
1919 - T. N. Simpson
1920 - H. A. Schubert
1921 - Frank McCleneghan
1922 - Leland Hedgecock
1923 - Robert Watson
1924 - Wiley Corry Smith
1925 - William D. Pettway
1926 - John Galbreath
1927 - Robert Kennerly
1928 - Bob (Skeet) McClellan
1929 - Robert L. McClure
1930 - H.H. Clements
1931 - Howard Ford
1932 - Albert Brooks/Clark Dowling
1933 - Clark Dowling/Hector Flenniken
1934 - Glenn Sanderson
1935 - Jack Harris/Walter Hunt
1936 - Richard Frank
1937 - O. B. Winston
1938 - Tracy Prater
1939 - Robert (Dink) Eldridge
1940 - Robert (Dink) Eldridge
1941 - Willie Davis
1942 - Julian Andes
1943 - No Team (World War II)
1944 - Julian Andes
1945 - George Creaseu
1946 - Stewart Johnson
1947 - Ray Neal
1948 - Hagen Minnick
1949 - Joe Bender
1950 - Nate Fourman
1951 - Lee Starr
1952 - Arthur Marks
1953 - Dick Robinson
1954 - Dick Robinson
1955 - Jack Mullinix
1956 - Johnny Peay
1957 - Newt Parsons
1958 - Newt Parsons
1959 - Ted McCloud
1960 - Ray Childers
1961 - Casco Havely
1962 - Casco Havely/Ted McCloud
1963 - Casco Havely
1964 - Stanley Fugate
1965 - Stanley Fugate
1966 - Stanley Fugate
1967 - Tommy Baker
1968 - Tommy Baker
1969 - Tommy Baker
1970 - Tommy Baker
1971 - Pat Marsh
1972 - Larry Sellers
1973 - David Woodall
1974 - David Woodall
1975 - Steve Benton
1976 - David Woodall
1977 - David Woodall
1978 - Lew Belote
1979 - Lew Belote
1980 - Danny Burnley
1981 - Rusty Roberts
1982 - Rusty Roberts
1983 - Rusty Roberts
1984 - Gordon Whitener
1985 - Randy Miller
1986 - Jeff Fleming
1987 - Jeff Fleming
1988 - David Blackburn
1989 - David Blackburn
1990 - Johnny Hays
1991 - Johnny Hays
1992 - Heath Grider
1993 - Heath Grider
1994 - Clay Newman
1995 - Allan Knapp
1996 - Allan Knapp
1997 - Robin White
1998 - Larry Churchwell
1999 - Allen Sitzler
2000 - Allen Sitzler
2001 - Anthony (Chip) Godwin
2002 - Anthony (Chip) Godwin
2003 - Mat Kee
2004 - Tommy Phillips
2005 - Tommy Phillips
2006 - Tommy Phillips
2007 - Tommy Phillips
2008 - Chris Cutcliffe
2009 - Chris Woolsey
2010 - Chris Woolsey
2011 - Chris Woolsey
2012 - Tyson Street
2013 - Tyson Street
2014 - Neyland Raper

ALL-TIME UNIFORM NUMBERS

1

Ed McDougal, QB, 1972, 73, 74
Joe Gasper, QB, 1976
Robert Malone, WR/WB, 1977, 78
Lee Jenkins, DB, 1980, 81, 82
Darell Jones, LB, 1984
Andre Creamer, DB, 1985, 86
Phil Reich, PK, 1987
Vince Moore, WR, 1988, 89, 90
Ronald Davis, DB, 1991, 92,93,94
Leonard Little, DE/LB, 1995, 96,97
Robert Loudermilk, PK, 1999
Jason Witten, TE, 2001,02
Jayson Swain, WR, 2004,05,06
Brandon Warren, WR, 2008, 09, 10
Michael Palardy, PK/P, 2010,11,12,13
Paul Harris, WR, 2013
Jalen Hurd, RB, 2014

2

Bill Fryer, KS, 1972
David Aaron, K, 1974
Billy Arbo, WR/WB, 1976, 77, 78
Nicky Inman, P, 1979
Lenny Taylor, WR, 1980, 81, 82, 83
Moses Collins, DB, 1986, 87, 88
Wes Lowe, DB, 1989
Steve Matthews, QB, 1990,91
Todd Helton, QB, 1993,94
Tom Windle, QB, 1997
Fred White, DB, 1996,97,98,99
Eric Locke, WR, 2000
Kevin Burnett, LB, 2001,02,03,04
Kevin Simon, LB, 2005
Montario Hardesty, 2006,07,08,09
Matt Simms, QB, 2010
Naz Oliver, DB, 2011
Alton 'Pig' Howard, WR, 2012,13,14
Michael L. Williams, DB, 2012,13
D'Andre Payne, DB, 2014

3

Joe Gasper, QB, 1975
Joe Hough, QB/DB, 1976, 77, 78
Joe Cozart, DB, 1981, 82, 83
Nate Middlebrooks, TE, 1985, 86, 87, 88
Tracy Smith, DB, 1989, 90, 91, 92
Ronnie Pillow, LB, 1994,95, 96
Brian Darden, RB, 1997
Josh Plemons, QB, 1998,99
Willie Miles, DB, 1999,00,01,02
Robert Meachem, WR, 2004,05,06
Lennon Creer, RB, 2008
Darren Myles Jr., 2009,10
Tyler Drummer, WR, 2011,12,13
Byron Moore, DB, 2011,12,13
Josh Malone, WR, 2014

4

Tommy Beaver, DB, 1972
Randy Wallace, QB, 1973
Pat Ryan, QB, 1974, 75, 76, 77
Phil Ingram, WR, 1979
Dwight Singleton, DB, 1981
Fuad Reveiz, PK, 1982, 83, 84
Terence Cleveland, WR, 1986, 87, 88, 89
Craig Faulkner, WR, 1990, 91, 92,93
Jeff Hall, PK, 1995, 96,97,98
John Henderson, DL, 1999
Donte' Stallworth, WR, 2000,01
Jonathan Wade, DB, 2003,04,05,06
Gerald Jones, WR, 2008, 09, 10
Marlin Lane Jr., RB, 2011
LaTroy Lewis, LB, 2012,13, 14
Vic Wharton, WR, 2014

5

Gary Valbuena, QB, 1972, 73
Gary Roach, QB, 1974, 75, 76
Jeff Olszewski, QB, 1978, 79, 80, 81
Xavier Cook, DB, 1983, 84
Thomas Woods, WR, 1986, 87, 88, 89
Roderick Lewis, DB, 1990, 91, 92
Eric Lane, RB, 1993,94,95, 96
Craig Sanford, PK, 1997
Burney Veazey, WR, 1998,99,00
Chris Hightower, PK, 2000
Mitchell Walker, DB, 2001
Kevin Simon, LB, 2002,03,04
Drew Tardy, WR, 2006
Rico McCoy, LB, 2006,07,08,09
Ted Meline, WR, 2010
Matt Darr, P, 2011
George Bullock, PK, 2012,13,14
Ryan Jenkins, WR, 2013,14

6

David Parsons, DB, 1973
David Bibee, DB, 1974, 75, 76
Jimmy Streater, QB, 1977, 78, 79
Steve Alatorre, QB, 1980
Dirk Gentry, DB, 1981
Alan Cockrell, QB, 1982, 83
Tony Nelson, DB, 1985, 86, 87, 88
J.J. McCleskey, WR, 1990, 91, 92
Jermaine Copeland, WR, 1996,97,98
Constantin Ritzmann, DL, 2000,01,02,03
Ja'Kouri Williams, DB, 2005,06,07
Derrick Furlow, DB, 2008,09
Denarius Moore, WR, 2008, 09, 10
Vincent Dallas, WR/DB, 2011,12,13
Tyler Page, QB, 2013
Todd Kelly Jr., DB, 2014
Mike Wegzyn, QB, 2014

7

Condredge Holloway, QB, 1972, 73, 74
Martin Murriel, TB, 1976
Wilbert Jones, QB/DB, 1977, 78, 79, 80
Chris White, DB, 1982, 83, 84, 85
Anthony Miller, WR, 1987
Jason Julian, WR, 1989, 90, 91
Jason Parker, DB, 1993,94,97
Tom Windle, QB, 1998
Deon Grant, WR, 1998,99
Casey Clausen, QB, 2000,01,02,03
Rick Clausen, QB, 2005
Jerod Mayo, LB, 2006,07
Demetrice Morley, DB, 2008
Nu'Keese Richardson, WR, 2009
Mandela Shaw, DB, 2010
Nash Nance, QB, 2011
Corey Alexander, DB, 2011,12
Drae Bowles, WR, 2012,13, 14
Michael F. WIlliams, DB, 2013
Rashaan Gaulden, DB, 2014

8

Doyle Whitaker, KS, 1969, 70
Jim Richardson, QB, 1972
Randy Wallace, QB, 1974, 75, 76
David Rudder, QB, 1977, 78, 79
Jeff Joslin, QB, 1981
Dirk Gentry, QB, 1982, 83
Victor Peppers, DB, 1986, 87
Andy Kelly, QB, 1989, 90, 91
Cliff Dutton, WR, 1992
Jason Amonette, P, 1993
Mike Grein, QB, 1994
Jeremy Bates, QB, 1995
Bryan Darden, RB, 1997
Chris Hogue, PK/P, 1997
Joey Mathews, QB, 1998,99,00,01
Gibril Wilson, DB, 2002,03
Lester Ransom, DB, 2005
Jonathan Crompton, QB, 2007,08,09
Tyler Bray, QB, 2010,11,12
Marquez North, WR, 2013, 14
Dewayne Hendrix, DL 2014

9

Chick McGeehan, OE, 1967
George Hunt, KS, 1968, 69, 70, 71
Jim Gaylor, PK, 1975, 76, 77
Mitch Sims, QB, 1980, TE, 1979, 81
Mark Hogan, DB, 1982, 83
Vince Carter, WR, 1984, 85, 86
Derrick Folsom, LB, 1987, 88, 89
Orion McCants, DB, 1990
Steve Session, DB, 1992
Tori Noel, DB, 1994,95, 96,97
Kevin Taylor, WR, 1998
Josh Plemons, QB, 1997,00
Steven Marsh, DB, 1999,00,01,02
Bret Smith, WR, 2004,05,06
Bram Cannon, QB, 2008
Daryl Vereen, LB, 2008,09,10,11
Sam Cranford, WR, 2012
Daniel Gray, DB, 2012
Reggie Juin, DB, 2013
Derek Barnett, DL, 2014
Von Pearson, WR, 2014

10

Pat Reno, FB, 1937
Trox Montgomery, HB, 1938
Elmer Disspayne, E, 1939
Roy Cross, E, 1941, 42, 44, 45
Frank Soard, B, 1946
Bernie Miller, B, 1947, FB, 1948
Gordon Polofsky, FB, 1949, 50, 51
Lamar Leachman, LB, 1952, C, 1953
Bob Hibbard, WB, 1954, 55, 56
Carroll Young, WB, 1957
Gene Tedford, WB, 1962, 63
Art Galiffa, QB, 1964, 65, 66
Bobby Scott, QB, 1968, 69, 70
Dan Fletcher, QB, 1972
Mike Mauck, DB, 1974, 75, 76
Alan Duncan, PK, 1979, 80
Bill Eichholtz, WR, 1982
Tony Robinson, QB, 1983, 84, 85
Vincent Moore, WR, 1987

Chip McCallum, KS, 1989, 90
Beau Blair, P, 1991
John Becksvoort, PK, 1992,93,94
Jason Price, QB, 1995, 96
Benson Scott, H, 1997,98,99
Christian Chauvin, PK, 2000
Phillip Newman, PK/P, 2002
Mark Jones, WR, 2001,02,04
Erik Ainge, QB, 2005,06,07
Josh Davis, P, 2010
Marsalis Teague, WR, 2019,10,11,12
Brett Parisi, WR, 2013
Riley Ferguson, QB, 2013
Will Bradshaw, LS, 2014
Isaiah McDaniel, Db, 2014

11

Leonard Coffman, HB, 1937, FB, 1938, 39
James 'Jim' Gaffney, HB, 1941, 42
Billy Stevens, B, 1944, 45
W.S. 'Monk' Fowler, B, 1946, 47
Bernie Sizemore, FB, 1949, 50
Bill Blackstock, TB, 1951 B, 1954
Ed Godzak, WB, 1954
Charles Trimble, WB, 1955
Ralph Broyles, WB, 1956, 57, 58
John Paty, WB, 1962, 63
Ron Widby, KS, 1964, 65, 66
Mike Jones, DB, 1967
Joe Thompson, WB, 1968
Dennis Chadwick, QB, 1969, 70
Nick Carmichael, DB, 1971, 72, 73
Mike Huskisson, RB, 1974
Jeff Moore, DB, 1976, SE, 1977
Bobby Stanton, P, 1979
Dirk Wiers, QB, 1980
Daryl Dickey, DB, 1983, QB, 1981, 82, 84, 85
Kyle Horner, QB, 1987
Lloyd Kerr, WR, 1990, 91
Joey Kent, WR, 1993,94,95, 96
Robert Loudermilk, P/PK, 1998
Bobby Graham, WR, 1998,99,00,01
James Banks, WR, 2003,04
Jon Catanzano, DB, 2005
Slick Shelley, WR, 2006,07
Todd Campbell, WR, 2008
Bryce Brown, RB, 2009
Justin Hunter, WR, 2010,11,12
Joshua Dobbs, QB, 2013,14

12

John Boise, E, 1937
William Bryson, FB, 1939, 40
Bud Hubbell, E, 1941, 42
Russell Morrow, C, 1944, 45
Franklin (Bud) Hubbell, E, 1946
Joe Martone, G, 1947, RG, 1948
Bill Fulton, LE, 1950, 51
Terry Sweeney, RH, 1953
Bill Bennett, WB, 1955
Jim Grubb, WB, 1956, 57
Pete Wright, WB, 1958
Coy Franklin, WB, 1959
Charles Wyrick, WB, 1960, 61
Wayne Waff, WB, 1962
Johnny Covington, QB, 1964
Charles Futon, QB, 1965, 66, TB, 1967
Herman Weaver, KS, 1969
Chip Howard, QB, 1971, WR, 1972, 73
Gary Rowe, DB, 1974, 75, 76
Guy Hairston, QB, 1978, 79
Randall Morris, QB, 1980, RB, 1981, 82, 83
Randy Sanders, QB, 1984, 85, 86, 87
Chip McCallum, PK, 1988
Cory Fleming, WR, 1990, 91, 92,93
Terry Fair, DB, 1996
Marcus Nash, WR, 1995, 96,97
Troy McMaken, WR, 1999
Teddy Grimes, DB, 1999,00,01
C.J. Leak, QB, 2002,03,04
Lucas Taylor, WR, 2006,07,08
Ethan Ingram, PK, 2009
Naz Oliver, DB, 2010
Chris Eggert, WR, 2010
Matt Simms, QB, 2011
Nathan Peterman, QB, 2012,13,14
Emmanuel Moseley, DB, 2014

13

William 'Bill' Barnes, HB, 1937, 38, E, 1939
Fay Farris, GB, 1940, B, 1941
Claude Holsclaw, B, 1944, 45
Don Tanner, G, 1947, LG, 1948
Pat Shires, TB, 1950, 51, B, 1952, LH, 1953
David Emory, WB, 1955
Gary Cannon, KS, 1960, 61
David Allen, DB, 1970, 71, 72
Randy Verner, WR, 1973, 74, 75
Martin Murriel, DB, 1977, 78
Jerome Jimmerson, WR, 1984
David Pool, DB, 1986
Kevin Zurcher, WR, 1988, 89
Dave Thomas, DB, 1991
Lamar Brown, WR, 1993
Scott Sexton, WR, 1994
Terry Fair, DB, 1995, 96, 97,
Brent Thomas, DS, 2000
Tad Golden, DB, 1999,00,01
Chris Hannon, WR, 2003,04,05
Brent Vinson, DB, 2008,09
Geoff Courtney, WR/H, 2010
DeAnthony Arnett, WR, 2011
Nick Branum, DB, 2011
Patrick Ashford, QB/H, 2012,13
Devaun Swafford, DB, 2013,14

14

Van Thompson, FB, 1938, QB, 1939, 40, B, 1941
Ray Drost, G, 1942, 1946, 47
Reese Henegar, B, 1946
Gil Kyker, BB, 1950
Ray Martin, WB, 1951, B, 1952, RH, 1953
Hugh Garner, WB, 1954
Larry Garner, WB, 1955
Bill Gent, WB, 1956
Don Stephens, WB, 1958
Tommy Donnelly, WB, 1959
Charles Severance, WB, 1960
Gene Tedford, WB, 1961
David Leake, LE, 1963, QB, 1964, OE/KS, 1965
Bill Young, DB, 1966, 67, 68, 69
Jimmy Allen, DB, 1970
Bill Cole, DB, 197273, 74, 75
Greg Graves, TB, 1976
Roland James, DB, 1977, 78, 79
John Lerda, DB, 1981
Terry Brown, DB, 1983, 84, 85, 86
Lee England, WR, 1987, 88, 89
Andy Kelly, QB, 1988
Chris Russ, P, 1990
Jerry Colquitt, QB, 1991, 92,93,94
Shawn Snyder, QB, 1995, 96
Cedrick Wilson, WR, 1998,99,00
Julian Battle, DB, 2002
Jerrone Hale, WR, 2002
Bo Hardegree, QB, 2004,05,06
Ben Greene, DB, 2006
Eric Berry, DB, 2007,08,09
Justin Worley, QB, 2011,12,13, 14

15

Edwin Cheek Duncan, HB, 1937, 38
James Aurelia, HB, 1939, 40, E, 1941
Albert Sabato, QB, 1942
Jimmy Doerr, B, 1944
Hubert Becker, B, 1946, 47
Charles Dowdy, WB, 1948
Joe Yost, LE, 1949
Sam Rutigliano, RE, 1951, E, 1952
Bill Spoone, E, 1953
Edric Owen, WB, 1955
Bill Anderson, WB, 1956, 57
Bobby Moore, WB, 1958
Mike Simmons, WB, 1959
Jerry Ensley, WB, 1960, 61, 62
Billy Tomlinson, WB, 1963
Skip Edwards, WB, 1964, DB, 1965, 66
John Rippetoe, QB, 1967, 68, 69
Bob Bowers, DB, 1972,73
Eddy Powers, DB, 1974, 75, 76, 77
Mike Terry, DB, 1979
Alvin Jones, QB, 1981
Tim Norton, QB, 1983
Jack Sells, DB, 1984
Kent Elmore, P, 1986, 87
Carl Pickens, WR, 1989, 90, 91
Lance Wheaton, QB, 1992,93,94
Tim Sewell, DB, 1995, 96,97,98
A.J. Suggs, QB, 1999,00
Kelley Washington, WR, 2001,02
Turk McBride, DL, 2004
Jim Bob Cooter, QB, 2004,05,06
Sinclair Cannon, DB, 2005,06,07
E.J. Abrams-Ward, WR, 2008
Mike Fromke, QB, 2010
Janzen Jackson, DB, 2009,10
Tyrin Fairman, DB, 2011,12
Marlin Lane, Jr., TB, 2012,13,14

16*

Walter Wood, QB, 1937
Lloyd Broome, FB, 1938, 40
Bob Hicks, C, 1941
Ben Miller, C, 1944, 45
Roger Aubrey Coggins, BB, 1946, 48, 49
Earl Campbell, RG, 1950, 51, G, 1952
John Cvetnick, FB, 1953
Bill Gent, WB, 1958
Frank Canale, WB, 1960
Don Henson, WB, 1962, LE, 1963
Dewey Warren, QB, 1964, 65, 66, 67
Jim Maxwell, QB, 1969, 70, 71
Butch Thompson, WR, 1972
Ricky Heath, DB, 1973, 74

Gary Braden, DB, 1975, 76
Jeff Boone, K, 1977
Phil Ingram, DB, 1978
Darryal Wilson, DB, 1979, WR, 1980
Steve Alatorre, QB, 1981
Tommy Sims, DB, 1983, 84, 85
Sterling Henton, QB, 1987, 88, 89, 90
Victor Brown, DB, 1992,93
Peyton Manning, QB, 1994,95,96,97 (*Retired In Honor)
Rashad Baker, DB, 2001,02,03
Rick Clausen, QB, 2004,05

17

Sam Bartholomew, FB, 1937, HB, 1938, 39
Chester Roberston, HB, 1940
Don Bazemore, B, 1945
Hal Littleford, B, 1946, 47, TB, 1948, 49
Joe Maiure, BB, 1950, 51, B, 1952
Charles Gookin, E, 1953
Buddy Scott, WB, 1955
Bobby Sandlin, WB, 1956, 57, 58
Pat Augustine, WB, 1959, 60
Frank Musgrave, WB, 1961
Tim Fell, WB, 1963
Dick Hart, TB, 1964
Dick DeHart, DB, 1965, QB, 1966
Phil Pierce, QB, 1969, 71, DB, 1970
John Yarbrough, WR, 1972, 73, 74, 75
Dee Reviere, LB, 1976
Steve Hatfield, DB, 1977
Bobby King, QB/WR, 1979, 80
Junior McBride, WR, 1982
John McClennon, RB, 1983
Greg Hargis, LB, 1985, 86, 87
Lee Wood, WR, 1989, 90
Kevin Wendelboe, KS, 1991
Quincy Prigmore, RB, 1992,93,94,95
Tee Martin, QB, 1997,98,99
John Rattay, QB, 2000
C.J. Fayton, WR, 2002,03,04,05
Nick Stephens, QB, 2007,08,09
Brent Brewer, DB/LB, 2010,11,12,13
Tyler Page, QB, 2011
Joe Stocstill, QB, 2012
Devin Smith, QB, 2014
Dillon Bates, LB, 2014

18

Elmer Disspayne, E, 1937
Nickolas Weber, HB, 1938, 39, 40
Bill Zimmerman, B, 1941
R.A. Long, HB, 1942
Allen Law, B, 1944
Bob Lund, B, 1945, 46, 47, WB, 1948
Francis Stupar, RE, 1949, LE, 1950
Bill (Moose) Barbish, BB, 1951, LB, 1952, QB, 1953
Bob Smithers, WB, 1956
Ken Waddell, WB, 1959, 60
Frank Canale, WB, 1961, 62
Bubba Wyche, DB, 1965, 66, QB, 1967, 68
Bubba Dudley, QB, 1969
Jon Sapp, DB, 1972, 73
Phil Doolin, DE, 1974
Craig Colquitt, PK, 1976, 77
Carlton Peoples, DB, 1980
Sam Aiello, QB, 1982
Troy Hale, WR, 1984, 85, 86, 87
Kent Elmore, P, 1989
Dale Carter, DB, 1991
DeRon Jenkins, DB, 1993,94,95
Gerald Griffin, DB, 1997,98,99
Lee Wheeler, WR, 2001
Christian Chauvin, PK, 2001
Jason Allen, DB, 2002,03,04,05
B.J. Coleman, QB, 2008
Tyler Wolf, DB, 2009,10
Izauea Lanier, DB, 2011
Jason Croom, WR, 2012,13,14
Joe Stocstill, LB, 2013
Michael Cantwell, LB, 2014

19

Bill Markey Luttrell, T, 1937
Bob Andridge, HB, 1938, 39, 40
Bob Slater, B, 1941
Walter Slater, HB, 1942
Jack Redding, B, 1944
R.A. Long, B, 1945, 46
W.C. Cooper, B, 1947, TB, 1948, 49, 50
Hal Hubbard, BB, 1951, B, 1952, QB, 1953
David Shields, WB, 1960
Hubert McClain, WB, 1961
Bob Petrella, WB, 1963
Hal Wantland, QB, 1964, WB, 1965
Rusty Kidd, QB, 1967
Sammy Hair, DE, 1972, 73, 74
Hayes Gilliam, WR, 1975, 76
Jim Sheffer, DB, 1977
Johnny Watts, DB, 1978, WR, 1979
Carlton Peoples, DB, 1981, 82
Jeff Francis, QB, 1985, 86, 87, 88
Kevin Wendelboe, KS, 1989
Mose Phillips, RB, 1991, 92,93,94
Mark Levine, RB, 1995, 96,97
Shawn Seabrooks, DB, 1999
Eric Campbell, DB, 2000
Alex Walls, PK, 1999,00,01,02
John C. Henderson, H/P, 2003,04
Jarod Parrish, DB, 2004,05,06,07
Chris Donald, LB, 2008,09
Nick Lamaison, QB, 2009,10
Tyler Coombes, DB, 2011,12,13
Devrin Young, RB/WR, 2011,12,13,14
David Priddy, DB, 2014

20

Joe Little, C, 1937, 38
Fred Newman, FB, 1939, 40, B, 1941
Richard "Dick" Huffman, T, 1942,46
George Murray, T, 1944, 45
Bill Padgett, LT, 1948
Bert Rechichar, WB, 1949, 50, 51
Ed Godzak, RH, 1953
Don Rushin, BB, 1954
Stockton Adkins, BB, 1955, 56, 57
Jim Cartwright, BB, 1958, 59, 60
Ken Honea, BB, 1961, 62, 63
Walter Chadwick, TB, 1965, 66, 67
Bill Baker, WB, 1968
Gary Theiler, WB, 1969, OE, 1970, TE, 1971
Gary Rankin, DB, 1972, 73, 74
Thomas Rowsey, DB, 1975, 76, 77
John Warren, P, 1979, 80, PK, 1981, 82
Charles Benton, DB, 1984, 85, 86
Keith Denson, DB, 1988, 89, 90
Joey Chapman, PK, 1991, 92,93
Chester Ford, RB, 1994,95, 96
Brian Lynch, P, 1997
Travis Henry, RB, 1998,99,00
Derrick Tinsley, WR, 2002,03,04
Demetrice Morley, DB, 2006
Nevin McKenzie, LB, 2008
Geoff Courtney, WR, 2009
Mike Edwards, DB, 2009
Rajion Neal, RB, 2010,11,12,13
Cortez McDowell, DB, 2014

21

Buist Warren, QB, 1937, 38, 39, 40
Chas Bierley, B, 1945
Dick Jordan, E, 1946
Leon McCoy, C, 1947
Kenneth Donahue, RT, 1949, LT, 1948, 50
Mack Franklin, LE, 1951, E, 1952, 53
Wayne Hutcheson, BB, 1955
William "Bill" Bennett, BB, 1956, 57
Tom Husband, BB, 1958
Frank Davis, BB, 1959
A.B. Clevenger, BB, 1960
Vic Ferrari, BB, 1963
Bob Petrella, WB, 1964, DB, 1965
Richard Callaway, WB, 1966, 68, TB, 1967, 69
Nick Carmichael, DB, 1970
Dennis Chadwick, QB, 1971, WR, 1972
Larry Seivers, WR, 1973
Stanley Morgan, WB, 1974, 75, 76
Marcus Starling, SE, 1977, WR, 1978
Greg Bridges, DB, 1980
Jimmy Colquitt, PK, 1982, P, 1983, 84
Preston Warren, DB, 1987, 88, 89, 90
Brian Rains, KS, 1991
Heath Shuler, QB, 1991, 92,93
Maurice Stanley, WR, 1995
Phillip Crosby, RB, 1997,98,99
Cedric Houston, RB, 2002,03,04
Gerald Riggs Jr., RB, 2005
Austin Rogers, WR, 2006,07,08,09
Nick Jackson, DB, 2010
Da'Rick Rogers, WR, 2010,11
Riyahd Jones, DB, 2013,14
David Priddy, DB, 2013
Logan Fetzner, WR, 2014

22

Thomas (Red) Harp, QB, 1937
Johnny Butler, QB, 1939, 40, B, 1941
Junie Whittaker, HB, 1942
Billy Carter, B, 1944
Ralph Chancey, B, 1946, 47, FB, 1948, 49
Tommy Jumper, LG, 1950, 51
Frank McCroskey, B, 1952, G, 1953
Ron Meeks, BB, 1954
Vic Micol, BB, 1956
Billy Smith, BB, 1960
Jackie Cotton, WB, 1964, MM, 1965
Richmond Flowers, WB, 1966, 67
Andy Bennett, DB, 1970, TB, 1969, 71
Ricky Townsend, K, 1972, 73, 74
Marcus Starling, DB, 1975, 76
Wayne McCoy, RB, 1977
Avery Huff, DB, 1978, WR, 1979, TE, 1980
Charles Davis, DB, 1983, 84, 85, 86
Floyd Miley, DB, 1988, 89, 90, 91
Jesse Sanders, LB, 1993,94,95
Corey Terry, DL, 1997,98
Anthony Sessions, LB, 1999,00
Robert Boulware, DB, 2002,03,04

Matt Gurdak, WR, 2002
LaMarcus Coker, RB, 2006,07
David Harrington, P, 2009
Rod Wilks, DB, 2008,09,10,11,12
Reggie Juin, TB, 2011,12
Malik Foreman, DB, 2013,14

23

Larry Tanner, T, 1938, 39
William 'Billy' Bevis, QB, 1942, B, 1941, 44, 45
Walter Slater, B, 1946
Don Hill, WB, 1951
Ralph Adams, G, 1952
Kenneth Sadler, BB, 1956, 57, 58
Wayne Coleman, BB, 1959, 60, 61, 62
Bobby Gratz, BB, 1963, FB, 1964
Tommy Jernigan, TB, 1965, QB, 1966, WB, 1967, DB, 1968
Merlyn Hood, WB, 1970, WR, 1971
Tommy West, TE, 1973, 74, 75
Ken Sanderson, SE, 1976, 77, WR, 1978
Daryl Harper, DB, 1981, RB, 1982, WR, 1983
Wesley Pryor, WR, 1984, 85, 86
Earnest Fields, LB, 1988, 89, 90, 91
Shawn Summers, DB, 1993,94,95
James Braswell, DB, 1996
Dwayne Goodrich, DB, 1997,98,99
Corey Larkins, RB, 2001,02,03,04
Ricardo Kemp, DB, 2006,07
Prentiss Wagner, DB, 2008,09,10,11,12
Cameron Sutton, DB, 2013,14

24

Gerald Hendricks, E, 1937, 38
Albert Hust, E, 1940, 41, 42
Red Arnold, B, 1945
Billy Joe Rowan, B, 1946, 47
Jerry Hyde, TB, 1951, B, 1952, RH, 1953
Bobby Jones, BB, 1957
George Shuford, BB, 1961, KS, 1962
Mike Reynolds, BB, 1963
Doug Archibald, FB, 1964, MM, 1965
Lanny Pearce, TB, 1967
Haskel Stanback, TB, 1971, 72, 73
Eddie Lawson, RB, 1974
Glen Powers, DB, 1975
Frank Foxx, TB/RB, 1976, 77, 78
Clyde Duncan, RB, 1980, DB, 1981, 82, WR, 1983
Tony Thompson, RB, 1987, 88, 89, 90
Aaron Hayden, RB, 1992,93,94
Shawn Bryson, RB, 1996,97,98
Charles Small, DB, 2000,01,02
Andy Kerr, PK, 2003
Antwan Stewart, DB, 2004,05,06
DeAngelo Willingham, DB, 2008
Cory Eichholtz, DB, 2010
Eric Gordon, DB, 2009,10,11,12
Deanthonie Summerhill, RB, 2011,12,13
Taylor Spivey, LB, 2013
Derrell Scott, RB, 2014
Michael Williams, DB, 2014

25

Joe Black Hayes, G, 1937
Walter 'Babe' Wood, QB, 1938
William 'Bill' King, HB, 1940, B, 1941
Bubba Walling, B, 1945
Jim Powell, E, 1946, 47, LE, 1948
Vincent Kaseta, LE, 1949, RE, 1950, 51
Bob Fry, E, 1952, 53
Bob Gleaves, BB, 1954, 55, 56
Tommy Cheek, BB, 1958, 59
Tommy Donnelly BB, 1960
Taft Hefner, BB, 1961
David Murphy, WB, 1965, DB, 1966, 67
Tom England, MM, 1968, DB, 1969
Eddie Brown, DB, 1971, 72, 73
Chuck Sanford, RB, 1974, 75
Stan Grant, DB, 1976, 77
Glenn Ford, RB, 1979, 80, 81
John McClennon, RB, 1982
Jim Miller, RB, 1983, 84, 85, 86
Jeremy Lincoln, DB, 1988, 89, 90, 91
Richie Noe, LB, 1992
Jay Graham, RB, 1994,95,96
Travis Stephens, RB, 1998
Tony Campbell, LB, 2001,02
Kip Hartman, WR, 2003
James Wilhoit, PK, 2003,04,05,06
Steven Hensley, P, 2008,09
Art Evans, DB, 2007,08,09,10,11
Quenshaun Watson, TB, 2012
Josh Smith, WR, 2013,14
Trevor Daniel, P, 2013
Aaron Medley, PK, 2014

26

Frank Crawford, T, 1937
Wesley Ott, HB, 1938
Hobart Jones, T, 1941
Bernard 'Bunzy' O'Neil, QB, 1939,40, HB, 1942
Bill Beeler, B, 1945
Alan Fielden, B, 1946, 47, RE, 1948, 49
Frank Alexander, RE, 1950, 51, E, 1952
Frank Davis, BB, 1958
Albert Dorsey, DB, 1965, 66, 67
Tim Priest, DB, 1968, 69, 70
Jim Watts, DB, 1972, 73, 74
Chip Linebarier, DB, 1975, 76, 77, 78
Willie Gault, WR, 1980, 81, 82
Vernon Bass, DB, 1984, 85, 86
Beau Mainous, DB, 1988
David Bennett, DB, 1989, 90, 91, 92
Shane Begnaud, DB, 1994,95,96,97
Myles Atherton, RB, 1998
Leonard Scott, WR, 1999,00,01,02
Corey Campbell, DB, 2004,05
Michael Odell, WR, 2009
Daniel Lincoln, PK, 2007, 08, 09,10
Derrick Brodus, PK/P, 2011,12
Geraldo Orta, DB, 2012,13,14
Jaye Rochelle, WR, 2013
Treyvon Paulk, RB, 2014

27

Sam Levine, G, 1937
Warren Vick, E, 1940, 41
Bill Nichols, B, 1945
Jack Armstrong, B, 1946, 47, BB, 1948
Hank Lauricella, TB, 1949, 50, 51
Dave Griffith, LH, 1953
Jim Beutel, BB, 1954, 55
David Emory, BB, 1957
Gene Gann, BB, 1958, 59, 61
Sam Robertson, BB, 1962, 63
Mike Price, DB, 1965, 66, WB, 1967, 68
Jon Murdic, DB, 1973, 74
Gary Hardeman, DB, 1975, 76
Greg Gaines, DB, 1977, 78, 79, 80
Rick Wilkinson, DB, 1982, 83
Eric Swanson, WR, 1984, 85
Dirk Borgognone, PK, 1987
Greg Burke, KS, 1989, 90
Jim Gilliam, KC, 1991
Kendrick Jones, WR, 1992,93,94
Travis Cozart, RB, 1995
Al Wilson, LB, 1996,97,98
Troy Fleming, RB, 2000,01,02 ,03
Ben Greene, DB, 2004
Arian Foster, RB, 2005,06,07,08
David Oku, RB, 2009,10
Nick Branum, DB, 2009,10
Jacob Carter, WR, 2011
Justin Coleman, DB, 2011,12,13,14

28

Pryor Bacon, HB, 1937, 38, 39
James 'Jim' Swartzinger, HB, 1940, B, 1941
John Martin, C, 1944
Jack Wade, B, 1945
Joseph Regina, T, 1946
Jack Stroud, T, 1947, RT, 1948, LT, 1949, 50
Dan Sekanovich, LE, 1951, E, 1952, 53
Ford Quillen, BB, 1958, 59
Pat Downey, BB, 1961, 62, 63
Gary Wright, KS, 1965, 66, 67
Wayne Spain, DB, 1968, 69, 70
Steve Swafford, DB, 1972
Joe DeFillippo, RB, 1974, 75
Steve A. Davis, DB, 1976, 77
Anthony Hancock, WR, 1979, 80, 81
Victor McDaniel, DB, 1983
Keith Davis, RB, 1985, 86, 87, 88
Tavio Henson, DB, 1989, 90, 91, 92
Raymond Austin, DB, 1994,95,96
Myles Atheron, RB, 1997
Dominique Stevenson, LB, 1998,99
Derek Williamson, PK, 2000
Dominique Stevenson, LB, 2000,01
Keldrick Williams, RB, 2002
David Yancey, RB, 2004
Jared Hostetter, DL, 2004
Chris Brown, TE, 2005,06,07
Tauren Poole, RB, 2008,09,10,11
Deion Bonner, DB, 2012
Lemond Johnson, DB, 2013,14

29

Alvin Rice, E, 1937
William Foster, HB, 1939
Maxwell Partin, B, 1941, 45, 46
Gene Felty, T, 1947, C, 1948, 49, 50
Wayne Watson, C, 1951, LB, 1952
Rich Zimmer, DB, 1967
Ed Lozzi, FB, 1968
Bill McGlothlin, LB, 1970
Steve Slack, LB, 1972
Russ Rabenstein, DB, 1973, 74, 75
Danny Martin, DB, 1977, 78, 79, 80
Vince Clark, DB, 1982, 83, 84
Vando Davis, DB, 1986, 87, 88, 89
Kenneth Campbell, RB, 1990, 91, 92
Brent Kilpatrick, WR, 1994
Heath Smargiasso, DB, 1995,96

Mikki Allen, DB, 1997,98,99
O.J. Owens, DB, 2001,02,03
Brad Blaylock, P, 2001
Inquoris 'Inky' Johnson, DB, 2005,06
Stephen White, RB, 2009
Stephaun Raines, DB, 2009,10
Tom Smith, RB, 2011,12,13
Evan Berry, DB, 2014

30

Benn McFarlin, G, 1937
Harry Ford, E, 1939, HB, 1940
Casey Stephenson, B, 1944, 45
Bob Stewart, B, 1946, 47
Jimmy Cameron, TB, 1948
Jody Ellis, TB, 1950
Ollie Keller, TB, 1951
Tommy Priest, FB, 1954, 55
Neyle Sollee, FB, 1957, 58, 59
Pat Canini, FB, 1960, 61, 62, 63
Tim Grizzell, FB, 1965
Jim Weatherford, WB, 1966, DB, 1967, 68
Gordon Turnage, DB, 1970, 71, 72
David Parsons, DB, 1974, 75, 76
Mike Gaiter, RB, 1977, DE, 1978
Junior Reid, DB, 1979, RB, 1980
Kenneth 'B.B.' Cooper, RB, 1982,83,84
Cedric Kline, LB, 1986, 87, 88, 89
Marc Jones, RB, 1990
Roc Powe, RB, 1991, 92
Charlie Garner, RB, 1993
Cory Gaines, DB, 1995,96,97
Andre Lott, DB, 1998,99,00,01
Philip Newman, PK, 2003
Ryan Fusco, PK, 2004
David Holbert, TE, 2005,06,07
Shane Reveiz, LB, 2009,10,11
Max Arnold, DB, 2011,12
Alden Hill, TB, 2012,13
Deanthonie Summerhill, RB, 2014
Devin Williams, DB, 2014

31

Van Kelly, C, 1937
James 'Jimmy' Coleman, E, 1938, 39, 40
Charles Mitchell, B, 1941, QB, 1942, 46
Kennie McRee, G, 1944, 45
Tommy Slack, BB, 1948
Fred Mason, RG, 1949
Charley Stokes, LT, 1950, 51
Bernard Ballick, C, 1952
Pat Oleksiak, FB, 1954
Tommy Bronson, FB, 1955, 56, 57
Bill Encinosa, FB, 1958, 59
Marty Baracca, FB, 1960, 61
Stan Mitchell, FB, 1963, 64, 65
Bob Mauriello, FB, 1966, 67
David Beckler, OE, 1968
Curt Watson, FB, 1969, 70, 71
Terry Moore, RB, 1973, 74, 75
Rand Willard, LB, 1976
Jesse Briggs, RB, 1977, 78
Doug Furnas, RB, 1981, 82
Jim Dunkin, LB, 1983, 84
Jim Aszman, P, 1986
Tom Bronson, LB, 1987, 88
Rick Brackney, DB, 1989
Keith Jeter, RB, 1990, 91, 92
Jim Bencik, WR, 1994
James Smith, DB, 1995
Robert Loudermilk, PK, 1996,97
Jamal Lewis, RB, 1998,99
Gerald Riggs, Jr., RB, 2003,04
Marsalous Johnson, DB, 2006,07,08,09
Tino Thomas, DB, 2012,13
Justus Pickett, RB, 2013,14

32*

Joe Wallen, FB, 1937, 38, 39
William 'Bill' Nowling, B, 1941, FB, 1940, 42 (*Retired In Honor)
Carl Smith, FB, 1956, 57, 58
Bunny Orr, FB, 1959, 60, 61
Jim Sullivan, FB, 1962, 63, 64
Jimmy Glover, DB, 1965, MM, 1966, 67
Steve Wold, FB, 1968, 69, 70
Paul Careathers, RB, 1972, 73, 74
Mike Huskisson, RB, 1975
Junior Reid, DB, 1978
Hubert Simpson, RB, 1979, 80
Mike Moeller, MG, 1983
Charles Wilson, RB, 1984, 85, 86, 87

33

James Cowan, T, 1937, 38
Richard 'Dick' Mulloy, E, 1939, 40, 41
William Hillman, HB, 1942
Leonard Bellis, E, 1944, 45
Bill Hillman, B, 1946
Horace 'Bud' Sherrod, E, 1947, LE, 1948,49,50
Ray Byrd, FB, 1951, B, 1952, RH, 1953
Tom Tracy, FB, 1954
Bob Glascott, FB, 1955, 57
Jack Nichols, FB, 1960, 61
Bruce Mulkey, FB, 1962
John Pinkerton, FB, 1964
Benny Dalton, DB, 1966, 67, 68, 69
Lamar Caldwell, LB, 1970, 71, 72
Dan Fair, FB, 1974, 75, 76
Gary Moore, RB, 1977, 78, 79
John Brown, RB, 1980
Johnnie Jones, RB, 1982, 83, 84
Keith DeLong, LB, 1985, 86, 87, 88
Dewayne Dotson, DE, 1990
James Stewart, RB, 1992,93,94
Derrick Edmonds, DB, 1997,98,99
Jabari Greer, DB, 2001,02,03
Jonathan Hefney, DB, 2005,06,07
Ja'Kouri Williams, RB, 2008
Toney Williams, RB, 2009,10
Jaron Toney, TB, 2011
LaDarrell McNeil, DB, 2012,13,14

34

William McCarren, HB, 1937, 38
Ike Peel, HB, 1939, 40, B, 1941
Mark Major, B, 1944, 45, 46, 47
Fred Fogarty, FB, 1949
Gary Herrmann, LT, 1951, T, 1952
Jack Willis, FB, 1955
Sammy Burklow, FB, 1956, 57, 58
J.W. Carter, FB, 1959, 60, 61
Jerry McKelvy, FB, 1964
Lee Mace, FB, 1965
Richard Pickens, FB, 1966, 67, 68
Anthony Edwards, LB, 1969, DE, 1970, 71
Hank Walter, LB, 1972, 73, 74
Rand Willard, RB, 1975
Dennis Wolfe, DE, 1976, LB, 1977, 78
James Berry, RB, 1979, 80, 81
Tanner Holloman, RB, 1983
Jessie Martin, RB, 1984
Reggie Brown, RB, 1985
Reggie Cobb, RB, 1988, 89
Armondos Fisher, LB, 1991, 92,93
Steven Johnson, DB, 1995,96,97,98
Travis Stephens, RB, 1999,00,01
Jabari Davis, RB, 2002,03,04
Dorian Davis, LB, 2007
Herman Lathers, LB, 2008,09,10,11,12
Jalen Reeves-Maybin, LB, 2013,14
Patrick Toole, PK, 2013

35

Robert Sneed, QB, 1937, 38
Robert Morris, FB, 1939
Lawrence Zontini, B, 1941, HB, 1942
John Manning, B, 1944, 45
George Balitsaris, B, 1946, 47, FB, 1948
John O'Grady, FB, 1949
Basil Drake, WB, 1950
Stan Lis, WB, 1951, B, 1952
Edd Cantrell, E, 1953
Jan Craig, FB, 1954, 55
Hilrey Carr, FB, 1945, 58
Frank Musgrave, FB, 1962
Jack Patterson, TB, 1964, FB, 1963, 65
Tom Callaway, FB, 1967, 68, MM, 1969
Sid Witherington, RB, 1972, 73, 74
Rick Berkhan, RB, 1975
Nate Sumpter, TB/RB, 1976, 77, 78, 79
Chuck Coleman, RB, 1981, 82, 83
William Howard, RB, 1984, 85, 86, 87
Clemmons McCroskey, RB, 1989, 90
Cleon Mitchell, RB, 1992,93
Shawn Johnson, LB, 1996,97,98
Justin Satterfield, RB, 1999
Chip Waters, PK, 1999
Steven Lee, PK, 2000
Jason Mitchell, LB, 2002,03,04,05
Ellix Wilson, LB, 2006,07,08
Robert Nelson, LB, 2009,10,11
David Page, TE, 2012
Jaron Toney, DB, 2012,13
Ryan Ault, P/PK, 2014
Troy Waites, P, 2014

36

Ed Molinski, G, 1938, 39, 40
John Francis, T, 1941,46,47
Dick Jordan, E, 1942
George Kelly, C, 1944
Bob Lewis, B, 1945
Clarence Hewgley, RT, 1948
Gene Burgin, LG, 1949
Vic Kolenik, E, 1952
Lon Herzbrun, FB, 1955
Bill Gent, FB, 1957
Ray Dalton, FB, 1962
Jerry Smith, FB, 1963
Tim Fell, WB, 1964, MM, 1965
Lee Mace, TB, 1966
Don McLeary, FB, 1968, 69, TB, 1970
Bill Rudder, FB, 1971, 72, 73
Ricky Davis, DB, 1974, 75
Kelsey Finch, TB/RB, 1976, 77, 78
Roger Jordan, RB, 1980, 81
Pete Panuska, WR, 1983, RB, 1984, 85, 86
Mark Fletcher, DB, 1988, 89, 90, 91

Steve Johnson, P, 1993
Tory Edge, WR, 1994,95,96
Michael Traa, DB, 1997
Maurice 'Buck' Fitzgerald, DB, 1998,99,00,01
Dusty Ishii, DB, 2003
Roshaun Fellows, DB, 2004,05,06
Chad Cunningham, P, 2007
Anthony Anderson, DB, 2008,09,10,11
Cody Blanc, WR, 2012
Ryan Ault, P, 2013
Gavin Bryant, LB, 2014

37

Bowden Wyatt, E, 1936, 37, 38
Willard Norton, T, 1939
Clayton Stapleton, G, 1941,46,47
Ben Huddleston, E, 1942
Luther Kesterson, T, 1944, 45
Bill Baker, C, 1948
Don Bordinger, LG, 1949, RG, 1950, 51
Ed Thomas, G, 1952
Lee Mace, WB, 1964
Ken Scott, WB, 1965
Jimmy Thomas, DB, 1967, 68, 69
Conrad Graham, DB, 1970, 71, 72
Mike Poland, DB, 1973, 74
Glen Powers, TB, 1976
Pete Haley, LB, 1977
Clark Duncan, DB, 1978, 79, 80
John Brown, RB, 1981
Bryan Coffey, LB, 1985, 86
Adam Epstein, PK, 1987, 88
Carey Baker, RB, 1990
Jesse Sanders, LB, 1992
Neal Kerney, RB, 1993,94
Bo Campbell, RB, 1995
Peerless Price, WR, 1996,97,98
Eddie Moore, LB, 2000,01,02
Ryan Fusco, PK, 2005
Antonio Gaines, DB, 2004,05,06,07,08
Nigel Mitchell-Thornton, LB, 2009,10
Brian Randolph, DB, 2011,12,13,14
Jayson Sparks, RB, 2014

38

Delbert Melton, T, 1937, 38
Robert Broome, G, 1940
Denny Ledford, T, 1941,45
Alfred Russas, E, 1942
Dick Reagen, T, 1944
Jim Vugrin, G, 1946, 47, RG, 1948, LG, 1949
John Michels, LG, 1950, 51, G, 1952
Bobby Moore, FB, 1957
Allen Tansil, DB, 1967
Tim Townes, DB, 1970, 71, 72
Al Szawara, FB, 1973, 74, 75, 76
Donnie Oldham, LB, 1978
Carlton Armstrong, RB, 1980, 81
Gino Magdos, LB, 1983
Eugene McIntyer, DB, 1984, 85
Mike Via, LB, 1986
Chris Treece, DB, 1987, 88
Jeff Tullis, DT, 1990, 91, 92
Greg Johnson, LB, 1994,95,96
Bill Hurst, P, 1998
Roger Alexander, DL, 1999
Seth Reagan, H/P, 2000,01,02
Brandon Johnson, DB, 2004
Ben Greene, DB, 2005
David Campbell, P, 2007
Antonio Wardlow, DB, 2006,07
Cory Eichholtz, WR, 2009
C.J. Fleming, DB, 2008,09,10
Scott Bubis, FB, 2011
Justin King, FB/LB, 2012,13,14
Nikolay Timoshchuk, LB, 2013
Jay Rochell, WR, 2014

39

George Hunter, E, 1936,37, E, 1938
Ray Cannon, C, 1939
Edward Osborne, C, 1940, E, 1941
Jim Powell, E, 1942
Caroll Wood, E, 1944, 45, 46
Charles Flora, E, 1947, RE, 1948, 49, 50
Paul Walker, T, 1952
Bob Williams, T, 1953
Jim McNamara, MM, 1965
Ken Scott, MM, 1966
Don Carpenter, TB, 1969, DB, 1970
Pike Jones, FB, 1972
Brian Arquitt, DB, 1973
Kevin Davis, DE, 1975, 76
Johnny Watts, SE, 1977
Bobby Thompson, RB, 1978
Vernon Phillips, RB, 1981
Duan Henry, LB, 1983
Tim Welch, DB, 1984, 85
Kelly Days, DB, 1987, 88, 89,90
Randy Banks, DB, 1991
Jack Jakobik, DB, 1992
Brad Symonds, DB, 1994
Larry Binion, P, 1995,96
Andre James, LB, 1998,99,00,01
Robert Williams, FB, 2004,05
Ryan Karl, LB, 2005,06,07
Grant Jessen, LB, 2011
Ben Bartholomew, FB, 2008,09,10,11,12
Michael Cantwell, LB, 2012,13
Kendal Vickers, DL, 2013,14

40

Ralph Eldred, E, 1937, 38
Webster Hubbell, T, 1939, 40, 41
Don Shipley, C, 1945
Dillard Whittier, B, 1946
Bobby Brengle, B, 1952, TB, 1953, 54
Al Carter, TB, 1955, 56, 57
Bobby Finley, TB, 1958, 59
Jackie Pope, TB, 1960
Hal Wantland, QB, 1963
Mike Mondelli, DB, 1965, 66, 67
Mike Jones, TB, 1968, MM, 1969
Kevin Milam, TB, 1971
Ernie Ward, DB, 1973, 74, 75
Bobby Emmons, FB, 1976, RB, 1977, 78
Lyon Fleming, RB 1979
Bill Bates, DB, 1980, 81, 82
Lavoisier Fisher, LB, 1983, 84, 85
Shazzon Bradley, DT, 1988,89, 90, 91
Chris Harris, DB, 1993
Billy Ratliff, DL, 1996,97,98,99
Dustin Colquitt, P, 2001
Marvin Mitchell, LB, 2003,04,05,06
Nick Reveiz, LB, 2007
Jake Storey, LB, 2009
Chris Cates, WR, 2010,11
Austin Johnson, FB/LB, 2008,09,10,11
Raiques Crump, LB, 2012,13
Alex Ellis, WR/TE, 2012,13
Dimarya Mixon, DL, 2014

41

Marion Perkins, FB, 1937
Jack Siphers, E, 1938, T, 1939
Orvid Pauley, T, 1941
Billy Brooks, B, 1944
Henry Hampton, G, 1945
Charles Cummins, E, 1946, 47, LE, 1948, 49
Roger Vest, C, 1950, 51, 52
T.L. Cloar, TB, 1954, 55
Paul Caver, TB, 1957
Babe Craig, TB, 1958
David Shields, TB, 1959
Jim Derwin, QB, 1963
John Paty, WB, 1964
Jim Mondelli, DB, 1965, MM, 1966, 67,68
Roger McKinney, DB, 1969, TB, 1970
Steve Chancey, FB, 1971, 72, 73
Mark Dunbar, LB, 1974, 75
Rick Powers, LB, 1976
Chevette Suttle, DB, 1977, 78, 79, 80
Tony Miller, DB, 1984
Bob Garmon, P, 1985, 86, 87
Reggie Ingram, LB, 1990, 91, 92,93
Troy Pratt, DB, 1995,96
Chris Ramseur, LB, 1998,99
Robert Peace, LB, 2000,01,02,03
Jared Hostetter, DL, 2005,06
Dennis Rogan, DB, 2008,09
Sam Edgmon, FB, 2010
Dontavis Sapp, DB/LB, 2011,12,13
Elliott Berry, LB, 2014

42

Bob Suffridge, G, 1938, 39, 40
James 'Jim' Meyers, G, 1941, 42,46
John Chadnock, G, 1944, 45
Charles Meyer, BB, 1949, 50, 51
Ronald Gust, B, 1952, E, 1953
George Wright, TB, 1956, 57, 58
Jere Disney, TB, 1959
Bobby Morton, TB, 1961, 62, QB, 1963
Billy Tomlinson, TB, 1964, 65
Doug Hanlon, WB, 1967
Lanny Pearce, TB, 1968, 69
Robert Lassiter, OE, 1970, WR, 1971, 72, 73
Steve White, LB, 1974
Craig Colquitt, P, 1975
Thomas Jefferson, RB, 1975
Val Barksdale, DB, 1978, 79, 80
Joe Cofer, LB, 1983, DB, 1984
Wes Rakestraw, LB, 1985
Roland Poles, RB, 1987, 88, 89, 90
George Kidd, LB, 1992,93,94,95
Kevin Foley, RB, 1996
Eric Westmoreland, LB, 1997,98,99,00
Shannon Benton, DB, 2002
Brad Sharp, FB, 2002
Daniel Brooks, LB, 2004,05
LaMarcus Thompson, LB, 2007,08,09,10
Charles Karlosky, TE, 2009,10
Nigel Mitchell-Thornton, LB, 2011
Derrick Brodus, PK, 2012,13,14

Charles Folger, TE/DL, 2012,13
Chris Weatherd, LB, 2014

43

Charles Fields, G, 1937
Henry Noel, G, 1939, 40, 41
Claude McQuady, G, 1944, 45
Dick Fulton, G, 1946
John Gruble, E, 1947, LE, 1948, 49, 50
Bob Fisher, LT, 1951, T, 1952, 53
Gene Etter, TB, 1958, 59,60
Mallon Faircloth, TB, 1961, 62, QB, 1963
Harold Stancell, TB, 1964, DB, 1965, 66
George Silvey, DB, 1969, FB, 1970, TB, 1968, 71
Mike Gayles, FB, 1974, 75, 76
Terry Daniels, LB, 1978, RB, 1979, 80, DB, 1981
Sam Henderson, RB, 1983, 84, 85
Jeff Gibson, LB, 1987
Scot Sparks, DB, 1988
Keith Steed, RB, 1989, 90
Tom Hutton, P, 1992,93,94
David Leaverton, P/PK, 1997,98,99,00
Chris Heath, DB, 2002,03,04
David Yancey, TE, 2005,06
Roy Olasimbo, RB, 2007
Ryan Hill, FB, 2008
Savion Frazier, LB, 2008,09,10
Martaze Jackson, DL, 2011
Dakota Summers, TE, 2011,12,13
Matt Darr, P, 2012,13,14

44

John 'Skeeter' Bailey, HB, 1937, 38
Kenneth Bales, QB, 1939
William 'Bill' Meek, HB, 1940, B, 1941, QB, 1942
T.J. Hill, E, 1944
Ray Stanzak, B, 1945
Clarence Hewgley, T, 1946
Bill Ford, C, 1950
Andy Romeo, TB, 1951
Jimmy Wade, TB, 1954
Danny Webb, TB, 1955, 57
Bill Majors, TB, 1958, 59, 60
David Shields, TB, 1961
Wayne Bush, TB, 1962, QB, 1963
Jerry Smith, TB, 1964, DB, 1965, 66
Don McLeary, TB, 1967
Nick Showalter, MM, 1968
Bobby Majors, TB, 1969, DB, 1970, 71
Neil Clabo, P, 1972, 73, 74
Greg Graves, RB, 1975
Craig Puki, LB, 1976, 77, 78, 79
Alvin Toles, RB, 1982, LB, 1983, 84
Mike Kelley, LB, 1986, 87
Chuck Webb, RB, 1989, 90
Mario Brunson, RB, 1991, 92,93
Craig King, LB, 1995,96
Austin Kemp, LB, 1998,99
Michael Brewster, RB, 2001
Omar Gaither, LB, 2003,04,05
Josh Hawkins, LB, 2008,09
Sam Thomas, P, 2009, 10
Maurice Couch, DL, 2011,12,13
Jakob Johnson, LB, 2014

45*

Jack Whitehead, T, 1939
Joe Newman, G, 1941
Arthur Brandau, C, 1942
Russ Dobelstein, T, 1944, 45
Ronald Schuler, G, 1946
Ray Elkas, LG, 1948, 49
Edwin Morgan, WB, 1950, 51, B, 1952
Roger Urbano, E, 1953
Johnny Majors, TB, 1954, 55, 56 (*Retired In Honor)
George Canale, TB, 1960, 61, 62
Jackie Cotton, QB, 1963
Ron Jarvis, TB, 1964, 65, FB, 1966, 67
Marty Shuford, LB, 1969
Steve Poole, LB, 1973, 74, 75
Carlton Gunn, LB, 1979
Carl Zander, LB, 1982, 83, 84
Darrin Miller, LB, 1986, 87
Shon Walker, LB, 1988, 89, 90, 91
Nick Jester, LB, 1993,94,95,96
Jonathan Sweet, LB, 1998
Will Bartholomew, FB, 1998,99,00,01
William Revill, FB, 2002,03
Cory Anderson, FB, 2005,06
Kevin Cooper, FB, 2008,09,10
A.J. Johnson, LB, 2011,12,13,14
Austin Bolen, FB, 2011,12,13
Jace Stubbs, FB, 2014

46

Douglas Hereford, C, 1937
Clay Whitehead, E, 1938
Elwood Powers, E, 1939, 40
Denver Crawford, T, 1942
Warren Dickson, B, 1944
Denver Crawford, T, 1946, 47
Dave Markloff, WB, 1949, 50
John 'Tex' Davis, LE, 1951, E, 1952
Tommy Hall, WB, 1964
Manley Mixon, LB, 1968, 69, DE, 1970
David Poley, DE, 1972, 73, 74
Lyonel Stewart, LB, 1975
Robert Malone, WB, 1976
Johnny Chavis, MG, 1977, 78
Johnny Williams, DT, 1982 MG, 1981, 83
Jesse Messimer, LB, 1985, 86
Stanley Jones, DB, 1987
Eric Riffer, LB, 1988, 89, 90, 91
John Emery, DE, 1993,94,95
Jeremy Fitzgerald, RB, 1996
Raynoch Thompson, LB, 1997,98,99
Andrew Crossley, FB, 2003
Karlton Neal, DL, 2001,02,03,04
Andre Mathis, DL, 2006,07,08,09
Channing Fugate, FB, 2010,11,12
Max Arnold, DB, 2013,14
Logan Cavendar, LB, 2013

47

Edward Cifers, E, 1937, 38, 39, 40
Patrick 'Pat' Lenahan, E, 1941, 42
Don Webber, T, 1945
Claude Hill, B, 1946, 47, FB, 1948
Richard 'Dick' Ernsberger, FB, 1949, 50, 51
Ted Schwanger, FB, 1953
Bobby Gordon, TB, 1955, 56, 57
Ronnie Mangle, DB, 1966
Bobby Patterson, TB, 1967, 68, 69
Dave Somerville, WR, 1972, 73
Jim Markert, TE, 1974
David French, LB, 1974
Russ Williams, DB, 1975, 76, 77
Lemont Holt Jeffers, LB, 1979, 80, DE, 1981
Bob Moorhead, LB, 1982, DB, 1983
Greg Amsler, RB, 1987, 88, 89, 90
Bill Dilemme, RB, 1991
Tim Frost, DB, 1992
Tyrone Hines, LB, 1993,94,95,96
Matt Blankenship, LB, 1998,99
Kurston Biggers, LB, 1998,99,00
Steve Mugleston, LB, 2003
Dustin Colquitt, P, 2002,03,04
Britton Colquitt, P, 2005,06,07,08
Jerod Askew, LB, 2009,10
Gregory Grieco, LB, 2011
Chip Rhome, PK/P, 2010,11
John Propst, LB, 2011,12,13
Joe Stocstill, TE, 2014

48

Melvin Lampley, T, 1937, G, 1938
Ralph Johnson, G, 1939
James 'Jim' Chadwell, T, 1941, 42
Bo Stewart, T, 1944
Billy King, B, 1945
Paul Gearing, T, 1946, 47, LT, 1948, 49
Carl Eschenbach, RE, 1950
Dan Butler, LT, 1951, T, 1952, 53
Bill Baker, TB, 1966, DB, 1967
Ronnie Weir, DB, 1969
Danny Jeffries, DB, 1970, 71, 72
Rocky Goode, TB, 1973
Jim Embry, LB, 1974
Carl Velander, LB, 1975, 76
Mark Burns, LB, 1980, 81, 82
David Walker, LB, 1986, 87, 88
J.J. Surlas, DT, 1989, 90, 91, 92
Grey Barker, RB, 1995
Jeremy Fitzgerald, RB, 1997
Jerrod Hayden, LB, 1998
Sammy Frogg, P, 1999,00
Thomas Stallworth, LB, 2001
Sudan Ellington, FB, 2003
Cory Anderson, FB, 2004
Ellix Wilson, LB, 2005
Todd Vinson, RB/P, 2006
Adam Myers-White, LB, 2007,08
Greg King, LB, 2009,10,11,12,13
Ryeon Wedley, FB, 2012
Alex Ellis, TE, 2014

49*

Rudy Klarer, G, 1941, 42 (*Retired In Honor)
Gene Huff, G, 1944
Carroll Young, TB, 1956
Jim Lowe, TB, 1958
Glenn Glass, TB, 1959, 60, 61
Larry Watson, TB, 1962
Art Galiffa, QB, 1963
Bob Mauriello, TB, 1968
Johnny Thompson, LB, 1970, 72
John Tharpe, LB, 1973, 74
Danny Emery, LB, 1975
Rick Berkhan, FB, 1876, RB, 1977
Steve Castleman, LB, 1978
Dale Schneitman, P, 1979
Jake Tillman, LB, 1981
Kelly Ziegler, LB, 1984, 85, 86, 87

50

Edwin Sellers, C, 1938

Don 'Speedy' Edmiston, T, 1939, 40, 41
Paul Lipscomb, T, 1942
Robert Folger, B, 1944
Ray Ashley, G, 1945
Bob Hicks, C, 1946, 47
J.W. Sherrill, WB, 1948, 49, 50
Bill Addonizio, RG, 1951
Greg Maushart, B, 1952
Bubba Howe, C, 1954, 55, 56
Bill Gudalis, C, 1958, 59
L.T. Helton, C, 1960, 61, 62
Frank Emanuel, C, 1963, 64 LB, 1965
Paul Naumoff, LB, 1966
Steve Wold, DE, 1967
Chip Kell, C, 1968, OG, 1969, 70
Steve Urubek, C, 1971, 72, 73
Andy Spiva, LB, 1974, 75, 76
Jeff Polofsky, OG, 1977
Danny Spradlin, LB, 1978, 79, 80
Jeff McMichael, LB, 1981, 82
Johnny Hibbett, OG, 1984, 85, 86
Tom Myslinski, OG, 1988, 89, 90, 91
Bill Duff, DL, 1994,95,96,97
Keyon Whiteside, LB, 1999,00,01,02
Nick Wilson, LB, 2004
Bill Martin, DS, 2005
Josh McNeil, OL, 2006,07,08,09
Raiques Crump, LB, 2011
Omari Phillips, DL, 2012
Corey Vereen, DL, 2013,14

51

Max Steiner, G, 1937, 38, 39, 40
Patrick 'Pat' Connelly, G, 1941, 42
E.J. Asbury, G, 1944, 45
Andrew Settles, E, 1946
Bob Patterson, RG, 1951
Jerry Moore, C, 1954
David Conway, C, 1959
Jerry Milchin, C, 1960, 61, 62, 63
Steve Ellspermann, C, 1964
Charles Iorio, C, 1965
Dick Ellis, LB, 1966
Mike Bevans, C, 1969, 70
Bobby Thomas, C, 1971
Mike Demastus, C, 1972, 73, 74, 75
Steve Porter, C, 1976, 77, 78
Mike Jarrard, C, 1980
Reggie McKenzie, LB, 1982, 83, 84
T.J. Miles, C, 1986
Todd Crutchfield, LB, 1987
John Fisher, C, 1988, 89, 90, 91
Brent Gibson, OL, 1994,95,96
Kevin Gregory, DS, 1998,99
Andre Taylor, Dl, 2001,02
Robert Ayers, DL, 2005
Brett Barnes, LB, 2008
Vladimir Richard, OL, 2007,08,09
John Propst, LB, 2010
Kenny Bynum, LB, 2012,13,14

52

William Leffler, G, 1937
Hodges 'Burr' West, T, 1938, 39, 40
Eugene Field, G, 1941
Joe Steffy, G, 1944
Howard O'Neal, C, 1946
Dennis Babb, LE, 1949
Lawrence Crowson, TB, 1951,52
Ray Brann, C, 1956, 57, 58
Warren Blankenship, C, 1959, 60, 61
Joe DeMelfi, C, 1962
Rod Harkleroad, C, 1964, 65, 66
Todd Denny, C, 1967
Larry Johnston, LB, 1968
Jackie Walker, LB, 1969, 70, 71
Paul Johnson, C, 1973, 74, 75
Lyonel Stewart, LB, 1976, 77, 78
Jack Jolley, C, 1979, 80
Raleigh McKenzie, C, 1982, 83, 84
Milton Gordon, LB, 1986
Tony Clemmons, C, 1988, 89
Craig Martin, C, 1990, 91
Mark Holland, C, 1993,94
Mark Ingram, OL, 1995,96
Kevin Gregory, DS, 1997
Cosey Coleman, OL, 1998,99
Brian Word, LB, 2002
Rob Smith, OL, 2003,04,05
Victor Thomas, DT, 2007,08,09,10
Christian Harris, LB, 2011,12,13
Joe Henderson, DL, 2014

53

Boyd Clay, T, 1937, 38, 39
Leonard Simonetti, T, 1940, 41, 42
Mike Paidousis, T, 1944, 45, 46
Gene Burgin, G, 1947
George Carlovich, RT, 1951, B, 1952
Tom Priest, FB, 1953
Charles Scholes, C, 1954
Dave Stottlemyer, C, 1955, 56, 57
J.W. Ditmore, C, 1958, 59
Norbert 'Bert' Ackermann, C, 1962, 63, 64
Alex Melas, MG, 1965
Mitch Mutter, OT, 1966, C, 1967
Bruce Jackson, C, 1968
Ben Bass, C, 1969
Tom Johnson, C, 1970, 71, 72
Andy Troxler, LB, 1973
Joe Mills, OG, 1974
Greg Jones, LB, 1975, 76, 77
Mark Rosenbaum, OG, 1978, DE, 1979
Glenn Streno, C, 1981, 82, 83
Otis Coffey, DT, 1985
Mark Jenkins, LB, 1986
Carey Bailey, DT, 1988, 89, 90, 91
Mark Graves, C, 1993,94
Geric Smith, LB, 1995
Toby Champion, OL, 1997,98,99,00
Cory Anderson, LB, 2003
Jerod Mayo, LB, 2005
Adam Myers-White, LB, 2006
Morgan Cox, DS, 2007,08,09
Jake Storey, LB, 2010,11
J.R. Carr, LS, 2012,13
Justin Thomas, LB, 2013
Colton Jumper, LB, 2014

54

Bob Fulton, T, 1937
Marshall 'Abe' Shires, T, 1938, 39, 40
James O'Brien, T, 1941
Harry Coleman, E, 1942
Raymond Schlieden, E, 1944
Bill Grissom, C, 1945
Joe Sabol, T, 1946
Russ Dobelstein, LT, 1948, LE, 1949
Francis Holohan, LT, 1950, RT, 1951, G, 1952
Frank Menendez, C, 1963
Chuck Iorio, LG, 1964
Bob Johnson, DT, 1965, C, 1966, 67
David Browne, C, 1968, 69, 70
Eddie Wilson, LB, 1971, 72, 73
Robert Morton, DE, 1974, 75
Rick Powers, LB, 1977, 78
Rob Thompson, OT, 1980, C, 1979, 81
Dale Jones, LB, 1982, 83, 84, 85, 86
Houston Thomas, LB, 1988, 89, 90
Rodney Riddick, OT, 1991, 92,93
Diron Robinson, OL, 1995,96,97,98
Wesley Holmes, DL, 2002
Eric Young, OL, 2004,05,06,07
William Brimfield, OL, 2008,09
Isaac Mobley, OL, 2011
Jordan Williams, DL, 2011,12,13,14
Danny Finch, LS, 2014

55

William Sanders, T, 1937
Samuel Ray Graves, G, 1939, C, 1940, 41
Mason Propps, E, 1942
David Bailey, T, 1944
Earle Brown, G, 1945
George Kelly, C, 1946
Frank Trubits, RE, 1950, 51
John Miltenis, E, 1952
Ronald Meeks, QB, 1953
Lamar Leachman, C, 1955
Ray Moss, C, 1956, 57, 58, 59
Mike Lucci, C, 1960, 61
Tom Fisher, C, 1963, LG, 1964, LB, 1965
Doug Archibald, LB, 1966
Clifton Stewart, OG, 1967
Dave Filson, LB, 1968, 69
John Nix, LB, 1970
Art Reynolds, LB, 1971, 72, 73
Mike Overton, C, 1974, 75, 76
Craig Cantrell, MG, 1979, LB, 1980, 81
Dale Sanderson, C, 1982, 83
Bryan Kimbro, LB, 1985, 86, 87, 88
Ryan Peterson, DT, 1990, 91, 92,93
Ron Green, DT, 1995,96,97,98
Clay Bostic, OL, 1999
Terriea Smalls, DL, 2000,01,02,03
Jessie Mahelona, Dl, 2004,05
Dan Williams, DL, 2006,07,08,09
Jacques Smith, DL, 2010,11,12,13
Coleman Thomas, OL, 2014
Cody Underwood, LB, 2014

56

George 'Bob' Woodruff, T, 1937, 38
Earl Brown, G, 1939, 40
Charles Wildman, E, 1944, 45, T, 1946, 47
Jim Haslam, RT, 1949, LT, 1950, 51, T, 1952
Bill Lanter, C, 1954, 55, 56, 57
Buddy King, C, 1958
Duke Volmer, C, 1961
Taft Hefner, C, 1962
Reggie Jellicorse, C, 1964, 65
Wayne Smith, C, 1967, 68, LB, 1969
Greg Pennekamp, LB, 1970
Brian Woods, OT, 1972, 73
Mike Rotella, DT, 1974
Robert Shaw, C, 1975, 76, 77, 78
Tim Rumsey, C, 1980, 81, 82
Duan Henry, LB, 1984
David Dodd, OG, 1985, 86, 87
Chad Goodin, C, 1988, 89

Chuck Smith, DE, 1990, 91
Chester Ford, DT, 1993
Ayan Martin, LB, 1996,97
Thomas Stallworth, LB, 1998
Bernard Jackson, DL, 1999,00,01
Jon Poe, LB, 2003,04,05
J.R. Carr, LS, 2009
Nick Reveiz, LB, 2008,09,10
Curt Maggitt, LB/DL, 2011,12,13,14

57

Alfred Thomas, G, 1937, 38, 39
H.R. Proffitt, G, 1945
James Martin, RT, 1948
Andy Myers, RT, 1949, 50, 51, G, 1952
Dick Disbrow, E, 1953
Steve Ellspermann, C, 1965, 66
Steve Kiner, LB, 1967, 68, 69
Jamie Rotella, LB, 1970, 71, 72
Ron McCartney, DE, 1973, 74, 75
Terry Anderson, LB, 1977, 78
Steve Davis, DE, 1979
Curt Singer, OT, 1981, 82, 83
Daryle Smith, OT, 1984, 85, 86
Brian Spivey, C, 1989, 90, 91, 92
Leland Taylor, DT, 1994
Chris West, DL, 1996,97
Travis Colston, LB, 1999,00
Ovince Saint Preux, LB, 2002,03,04
Nick Guess, DS, 2007
Gerald Williams, DL, 2008,09,10
Mack Crowder, OL, 2011,12,13,14
Andrew Henry, LS, 2012,13,14

58

Bill Luttrell, T, 1938, 39, 40
Robert Corry, E, 1941
Patrick 'Buddy' Pike, E, 1944, 45, 46
Roy 'Looney' Smith, G, 1947, LG, 1948, RG, 1949, LT, 1950
Chuck Bender, WB, 1951
John McWilliams, G, 1952, T, 1953
Joe Roe, C, 1955, 56, 57
Tom Husband, C, 1959, 60
Art O'Neal, C, 1962, 63
Vin Mayes, LG, 1964
Jimmy Hahn, MG, 1965, 66, 67, 68
Ray Nettles, LB, 1969, 70, 71
Mike Rotella, DT, 1972
Bobby Kilzer, C, 1973, 74
Charlton Webb, C, 1975
Donnie Stowers, OT, 1976
Dee Reviere, LB, 1977, 78
Steve Knight, OT, 1981 OG, 1982, 83
Bob Jenkins, OG, 1984, 85, 86
Tim Stafford, C, 1987
Todd Kelly, DE, 1989, 90, 91, 92
Brandon Ashley, DE, 1994
Andrew Large, OL, 1996
Darwin Walker, DL, 1997,98,99
Rashad Moore, DL, 2000,01,02
James Turner, LB, 2005,06
Donald Langley, DL, 2007,08
Marlon Walls, DL, 2009,10,11,12,13
Owen Williams, DL, 2014
Aaron Adams, OL, 2014

59

Allen Ramsey, C, 1937
Calvin Sexton, G, 1938
Eugene Young, G, 1940
Andy McCutcheon, T, 1944
Chan Caldwell, E, 1945, 46, 47
Hazen Kreis, RE, 1949
Bob Ball, C, 1951, 52
Jack Reynolds, C, 1957
Mike Costello, C, 1959
Jim Bates, LB, 1965, 66, 67
James Woody, MG, 1968
Carl Johnson, C, 1969, DT, 1970, DE, 1971, 72
Dave Brady, OT, 1974, 75, 76
Joe Gibson, C, 1977
Alan Lynn, C, 1978, 79
David Scandrett, DT, 1981, 82, OLB, 1983
Mark Hovanic, DT, 1984, 85, 86, 87
Mike Stowell, OG, 1989, 90, 91
Sam Pinner, OL, 1994,95,96,97
Judd Granzow, LB, 1999
Victor McClure, OL, 2001,02
Adam Miles, DS, 2003,04,05
Nick Guess, DS, 2008,09,10,11
Matt Giampapa, LS, 2012,13,14
Gregory Greico, LB, 2012,13,14

60

Melvin Herring, HB, 1937
Wallace Cantrell, E, 1939
Ermal Howard, G, 1941
Charles Snowden, T, 1942
Albert Boehmer, T, 1944
Tom Blake, T, 1945
Harry Johnson, T, 1946
Bill Pearman, T, 1947, RT, 1949, 50, LT, 51
Darris McCord, T, 1952, 53
Charles Coffey, G, 1954, 55
Jack Edgmon, G, 1956
Wade Cormany, G, 1957
Bob Brown, LG, 1958, 59
Larry Richards, RG, 1960, 61, 62
Ed Phillips, LG, 1963
Robbie Franklin, MG, 1964, 65, OG, 1966
Stan Himelsbaugh, OG, 1967
John Keller, OT, 1969, OG, 1968, 70
Gene Killian, OG, 1971, OT, 1972, 73
Ed Sears, OG, 1974
Leo Milewicz, OG, 1974
Rhea Laws, OT, 1974
Steve White, LB, 1975, 76
Jim Noonan, MG, 1977, 78, 79, 80
Alexander Mills, OG, 1982
Tony Williams, DT, 1983, OT, 1984, 85
Dwayne Williamson, DT, 1986
Robbin Perry, OT, 1987, 88
Jim Fenwick, OG, 1990, 91
Ralph Nelson, OG, 1993,94,95
Matt Goodin, DL, 1997,98
Robert Stolarick, DS, 2000
Chavis Smith, OL, 2001,02,03
Kirk Swearinger, OL, 2006
Carson Anderson, OL, 2008,09,10,11,12
Austin Sanders, OL, 2013,14

61*

Willis Tucker, C, 1939, 40
(*Retired In Honor)
Horace Moore, C, 1944
Hal Bridges, G, 1955, 56
Wayne Grubb, G, 1957, RG, 1958, 59, 60
Steve Coleman, RG, 1961
Carl Ellis, LG, 1962, RG, 1963
Bobby Morel, RG, 1964, MG, 1965, 66
Kelley LaCoste, DT, 1967
Clifton Stewart, C, 1968
Claud Simonton, OG, 1969, DE, 1970
Steve Mitchell, OG, 1971, DE, 1972, 73
Chris Webster, OT, 1974
Scot Farrar, OG, 1974
Ralph Bullard, DT, 1975
Brent Akin, OG, 1977
Chris Bolton, LB, 1979, 80
Gordon Roberts, DT, 1985

62*

Mike Balitsaris, E, 1939, 40, 41
Clyde Fuson, FB, 1942
(*Retired In Honor)
Bill Kincaid, G, 1954, 55, 56
Don Schultz, G, 1957, LG, 1958
Jack Kile, LG, 1959, 60
John Pierson, LG, 1961, 62
Robbie Franklin, RG, 1963
Bobby Gratz, OG, 1965
Alex Melas, MG, 1966
Joe Graham OG, 1967
Gary Wemlinger, DT, 1968, 69
Claud Simonton, DE, 1971, 72
Bill Bandemier, LB, 1973, 74
Brent Watson, OT, 1975, 76, 77
David James, OG, 1980, 81, 82
Johnny McAdams, OG, 1983, DT, 1984
Nick Zecchino, C, 1987, 88

63

Norbert Ackermann, C, 1937, 38, 39, 40
E.W. Bundy, B, 1941
Bob Dobelstein, G, 1942, 44, 45
Tom Brixey, T, 1946, RT, 1948, LT, 1949
Bobby Neyland, WB, 1950, 51, B, 1952, RH, 1953
Bruce Burnham, G, 1954, 55, 56
Coy Franklin, G, 1957, RG, 1958
Joe Foxall, LG, 1959, 60, 61, 62
Clay Harkleroad, RG, 1963
Mack Gentry, LT, 1964, DT, 1965, 66
Ray Eilers, OG, 1967
Don Denbo, OG, 1968, 69, 70
David Campbell, LB, 1971, DE, 1972, 73
Roger Higginbotham, DT, 1974, 75
Bill Weems, OG, 1976, DT, 1977
Jani Trupovnieks, OT, 1978, 79, 80, 81
Mike Furnas, OG, 1983
Randy Atchley, OG, 1984
Phil Stuart, OT, 1985, 86, 87, 88
Rodney Gordon, OT, 1990, 91, 92
Jeremy Shadrick, OL, 1996
Josh Campbell, DS, 1997
Jason Respert, OL, 2001,02,03,04
Ell Ash, OL, 2005
Adam Gillem, DL, 2007
Kevin Revis, OL, 2009,10
Evan Volner, OL, 2011
J.R. Carr, LS, 2011
Adam Eichelberger, OL, 2012
Brett Kendrick, OL, 2013,14

64

Jim Rike, C, 1937, 38, 39
Byron Hutchinson, T, 1940, 41, C, 1942

Richard Mullins, G, 1944
Jack Carey, E, 1945
Phillip Webb, B, 1946
Jimmy Hill, BB, 1948, 49, 50
Tom Joseph, RE, 1951, E, 1952
Jim Ritchey, LG, 1954
Lon Herzbrun, G, 1956, 57
Don Patterson, RG, 1958, 59, 60
Billy Smith, RG, 1961
Arnold Pedersen, RG, 1962, LG, 1963
Mike Reynolds, LG, 1964
Terry Bird, OG, 1965, OT, 1966
Jack Reynolds, LB, 1967, 68, 69
Bill Emendorfer, DT, 1970, OG, 1971, 72
Mike Rotella, OG, 1973
Keith Autry, OG, 1974, 75
Brad Watts, OT, 1976
Charlton Webb, OG, 1977, 78
Rory Cunningham, OG, 1979, 80, 81
Steve Douglas, DT, 1983, 84, 85
Chip Strickland, OG, 1986
Kenny Morgan, DT, 1988, 89
Mark Needham, DT, 1990
Steve White, DE, 1992,93,94,95
Scott Wells, OL, 2000,01,02,03
Cameron Mayo, OL, 2005
Malcom Rawls, OL, 2006
James Stone, OL, 2010,11,12,13
Ray Raulerson, OL, 2014

65

Bonnie Hodge, HB, 1937
Paul Clark, G, 1939
Albert 'Al' Rotella, T, 1941, 42, 46, 47
Bill Padgett, T, 1945
John Elkins, LT, 1948
Frank 'Boomer' Boring, RT, 1949, 50, 51
Tom Hensley, T, 1952, 53
Bill Hubbard, LG, 1954
Dick Piontkowski, G, 1955
Bobby Urbano, G, 1956, 57, RG, 1958
Paul Inglett, RG, 1959, LG, 1960, 61
Steve DeLong, RG, 1962, 63, 64
Ron Molaskey, OG, 1965
Charles Rosenfelder, OG, 1966, 67, 68
Phillip Fulmer, OG, 1969, 70, 71
Larry Satterfield, OT, 1972, 73, 74
Glenn Tucker, DT, 1975, 76, 77, 78
John Gorence, OT, 1979
Mike Furnas, OG, 1981, 82
Robby Scott, MG, 1983, 84, 85, 86
Patrick Lenoir, OT, 1988, 89, 90, 91
Robert Poole, OL, 1994,95,96,97
Dan Stacey, DS, 2000,01
Brandon Jefferies, OL, 2003
Jacques McClendon, OL, 2006, 07,08,09
Joseph Ayres, DL, 2010,11
Jacob Gilliam, OL, 2012,13,14

66

Emil Hust, E, 1939, 40, 41
Royal Price, G, 1942,46, 47
Robert 'Bob' Olafson, E, 1944, 45
Harold Johnson, LG, 1948, BB, 1950
Bill Dukes, LG, 1951
Jim Demo, G, 1953
Bill Johnson, G, 1955, 56, 57
Ken Sadler, RG, 1959
Bob Dalton, RG, 1960, 61, 62, 63
Sam Robertson, LG, 1964, LB, 1965
Rick Marino, MG, 1967, LB, 1966, 68
Richard Earl, OT, 1970, 71
Lee Hidinger, LB, 1973, 74, 75
Brent Akin, OG, 1976
Alan Lynn, C, 1977
Bill Christian, DT, 1978, 79
Severin Anderson, MG, 1980, OG, 1981
Ronnie Booker, MG, 1982
Todd Kirk, C, 1984, 85, 86, 87
Martin Williams, DT, 1989
James Warren, OT, 1990
Jason Layman, OT, 1992,93,94,95
Thomas Stallworth, LB, 1999
Sean Young, OL, 2001,02,03
David Ligon, OL, 2004,05,06
Cody Sullins, OL, 2007,08,09
Marques Pair, OL, 2011,12,13,14

67

Clyde Graven, G, 1941
Ozzie Meneses, B, 1944
Ermal Howard, G, 1945, 46, 47, RG, 1948
Ted Daffer, RG, 1949, 50, 51
Bob Scott, G, 1953, 54, 55
Duane Severs, G, 1956
Joe Lukowski, G, 1957, LG, 1958, 59
Bill Hillis, LG, 1960
Ned Sullivan, LG, 1961, 62, 63
Clay Harkleroad, RG, 1964
Vin Mayes, OG, 1965, 66
Tommy Baucom, OT, 1967, OG, 1968, DT, 1969
John Wagster, DT, 1970, 71, 72
Alan Lee, DT, 1973
Mickey Marvin, OG, 1974, 75, 76
Phil Sutton, OG, 1977, OT, 1978, 79
Chris Wampler, DT, 1980
Bill Mayo, OG, 1982, 83, 84
Bill Bower, LB, 1985
Kevin Simons, OT, 1986, 87, 88
Greg Gerardi, OT, 1989
Brad Seiber, OG, 1990
David Bell, DT, 1991, 92
Kevin Mays, OG, 1993, 94
Chad Clifton, OL, 1996,97,98,99
Chuck Prugh, OL, 2001,02,03,04
Cameron Mayo, OL, 2006
Minor Bowens, OL, 2009
Caleb Leonard, OL, 2010
Alan Posey, OL, 2011,12,13

68

Carl Hubbuck, G, 1937, 38, T, 1939
Owen Lloyd, E, 1940,41, 42
Hugh Blessing, E, 1944
Hal Cameron, C, 1945
Ben Huddleston, C, 1946, E, 1947
James Seiber, RE, 1948
James Markelonis, RG, 1950
Bill Baxter, RG, 1954
Andrew 'Bud' McFadden, G, 1955
Gale Helton, G, 1957
Rick Carver, RG, 1958
Ralph Baldini, LG, 1959
Bruce Mattox, LG, 1960, 61, 62
Bill Cameron, LG, 1963, RT, 1964, DT, 1965
Jim McNamara, OG, 1966
Dave Filson, OG, 1967
Ron Frere, DT, 1969, OT, 1970
Steve Cone, OG, 1972, 73, 74
Danny Jenkins, DT, 1975, 76, 77
Marshal Revis, OG, 1978
Mike Jester, OG, 1979
Leonard Jackson, MG, 1981
Bruce Wilkerson, OT, 1983, 84, 85, 86
Larry Smith, OG, 1989, 90
Patrick Rhodes, OG, 1993
Spencer Riley, OL, 1996,97,98,99
Scott Newsome, DS, 2002,03,04
Matt McGlothlin, DL, 2006
Stephen Darville, 2008
Marcus Jackson, OL, 2011,12
Benson Napier, OL, 2014

69

Allen Chandler, C, 1942
Edward Dillingham, G, 1944
Vernon Hueser, C, 1946, 47, 48
Jerry Morris, RE, 1949, C, 1950, 51
Charles Johnson, T, 1952, 53
Frank McCroskey, LG, 1954
Carson Fraser, G, 1955
Tommy Cheek, G, 1957
Leon Smartt, LG, 1958, 59, 60
Rex Dockery, RG, 1961, 62, 63
Jerry McKelvy, OG, 1965
Steve Puckett, OG, 1967, 68
Rob Frere, OT, 1969, DT, 1970
Carl Witherspoon, LB, 1971, 72
Leo Milewicz, OG, 1973
Joey Bowen, OT, 1974, 75
Chris Webster, OG, 1977
Mark Love, OT, 1978
Johnny Hibbett, C, 1983
Mike Rapien, OT, 1987, 88
Richie Noe, LB, 1992
Ethan Massa, OL, 1998,99
Zach Davis, OL, 2001
Jeremy Hayes, LB, 2003
Ryan West, DS, 2005,06
Cory Sullins, OL, 2008,09
Allan Carson, DL, 2011,12,13
Jay Heins, OL, 2013
Jonathan Reynolds, OL, 2014

70

Bernard Gold, FB, 1942
Bill Gold, B, 1946
Jim Umberger, RG, 1949
Tom Twitty, BB, 1950, 51
Ed Chelski, B, 1952
Bobby Naill, T, 1955
Jim Deakle, T, 1956
Jack Stokes, T, 1957, LT, 1958
Tony Griffith, LT, 1959
Tom Williams, RT, 1960, 61, 62
Tom Johnson, RT, 1963
Gerald Woods, OG, 1965
Steve Carroll, OG, 1968, DT, 1967, 69
Mike Johnson, OT, 1970
Robert Pulliam, DT, 1972, 73, 74
Jeff Walker, OG, 1975, 76
Bill Marren, OT, 1977, OG, 1978, 79, 80
Todd Upton, DT, 1982, OG, 1983, 84, 85
Mike Chollman, OG, 1986
Charles McRae, OT, 1987, 88, 89, 90
Chris Alston, C, 1991, 92
Trey Teague, OL, 1994,95,96,97
Fred Weary, OL, 1999,00,01
Cody Douglas, OPL, 2003,04,05

Darius Myers, OL, 2007,08
Ja'Wuan James, OL, 2010,11,12,13

71

Ronald Bergmeier, B, 1946, 47, WB, 1948, 49
Don McGuire, LG, 1950
John Powell, LG, 1951, G, 1952, 53
Darris McCord, RT, 1954
Jerry Hurst, T, 1955
Howard Jackson, T, 1956, 57, RT, 1958
Paul Tilson, RT, 1959
Harold Chambers, RT, 1960
Dick Husband, LT, 1961
Dale Brown, LT, 1962, 63
Derrick Weatherford, RT, 1964, DT, 1965, 66, 67
Steve Robinson, OT, 1968, 69, 70
Mike Mohrman, DT, 1972, 73, 74
Donnie Stowers, OG, 1975
Jim Woofter, DT, 1975, 76
Greg Kapusta, OT, 1977
Jay Williams, OT, 1979, OG, 1978, 80
Mike Vaccarella, OT, 1981
Darrin Miller, LB, 1984, 85
Otis Coffey, OT, 1986, 87
Rex Hargrove, OG, 1988, 89, 90
Bubba Miller, C, 1992,93,94,95
Brent Beavers, DL, 1997
Reggie Coleman, OL, 1998,99,00,01
Steven Jones, OL, 2003,04,05,06,07
Dallas Thomas, OL, 2008,09,10,11,12
Dylan Wiesman, OL, 2013,14

72

George Cafego, QB/TB, 1937, 38, 39
Orvis Milner, B, 1946, 47, BB, 1948
Jimmy Hahn, BB, 1949, 50, 51
John McWilliams, RT, 1954
Frank Kolinsky, T, 1955, 56, 57
Stuart Ballengee, RT, 1958, 59
J.M. Ditmore, RT, 1960
Ed Beard, LT, 1961
Bob Watson, LT, 1962
John Eller, RT, 1963
Joe Graham, LT, 1964, DT, 1965, OT, 1966
Mike Bevans, DT, 1968
Jimmy Moss, OT, 1969
David Page, DT, 1972, 73, 74, 75
Ralph Bullard, DT, 1976, OT, 1977
Tim Ford, DT, 1978
John Matthews, OT, 1980, 81, 82, 83
Ray Robinson, C, 1985, 86, 87, 88
Chris Schuster, OT, 1989
James Wilson, DE, 1990, 91, 92,93
Jarvis Reado, OL, 1995,96,97,98
Heath Benedict, OL, 2003
Albert Toeaina, OL, 2004,05
Ramone Johnson, OL, 2007,08
Chase Phillips, OL, 2009
Zach Fulton, OL, 2010,11,12,13
Michael Sawyers, OL, 2014

73

Bob Cruikshank, B, 1941
Tom Drost, E, 1946, 47, LE, 1948
Frank Giles, RT, 1951
Charles Rader, T, 1954, 55, 56
Johnny Warwick, T, 1957
Ken Frost, LT, 1958, 59, 60
Dale Brown, RT, 1961
Bob Zvolerin, LT, 1962, 63
Terry Bird, LG, 1964
Gary Melton, OT, 1965, 66, 67
Ben Bass, OT, 1968
Gaylon Hill, OT, 1970, 71, OG, 1969, 72
Greg Phillips, OG, 1973, 74, 75, 76
Mike Cunningham, OG, 1977
Steve Kluge, OT, 1978
Lee North, C, 1979, 80, 81
John Bruhin, DT, 1983
Joel Farmer, C, 1984, 85
Doug Baird, OG, 1987, 88, 89, 90
Trey Peterson, OG, 1992,93,94,95
Josh Campbell, DS, 1998
Will Ofenheusle, OL, 1999,00,01,02
Michael Fogg, OL, 2005,06,07
Preston Bailey, OL, 2008
Brandon Galyon, OL, 2009
Chase Phillips, OL, 2010
Darin Gooch, OL, 2010,11,12
Jashon Robertson, OL, 2014

74

Nick Webber, HB, 1937
John Elkins, T, 1946
Colin Munro, RT, 1951, T, 1952, 53
Jim Smelcher, T, 1955, 56, 57
J.C. Schultz, LT, 1958
Cliff Marquart, RT, 1959, LT, 1960, 61
Joe Falco, LT, 1963, RT, 1962, 64
Dick Williams, DT, 1966, 67, 68
Lee Coleman, DT, 1969
David Beckler, OT, 1970
Phil Clabo, DT, 1972, 73, 74, 75
Ray Hawkins, DT, 1977
Bobby Brooks, DT, 1978
Lee Otis Burton, DT, 1979, 80
David Moon, OG, 1982, OT, 1983, 84
Brian Hunt, MG, 1985, 86, 87
Mark Moore, DT, 1988, 89, 90
Jeff Smith, OG, 1992,93,94,95
Bernard Gooden, OL, 1997,98,99,00
Richie Gandy, OL, 2002,03,04,05
Jarrod Shaw, OL, 2007,08,09,10
Antonio Richardson, OL, 2011,12,13
Dontavius Blair, OL, 2014

75

Thomas Smith, G, 1937, 38, 39
David 'Dave' Romine, G, 1940, 41, 42
James 'Jim' Sivert, B, 1946, C, 1948, BB, 1949
Gene Moeller, FB, 1950, C, 1951, LB, 1952
Charles Scholes, C, 1953
Dudley Hewette, T, 1954, 55
Bo Shafer, T, 1956, 57, LT, 1958
Charles Baker, RT, 1959, 60
Dick Evey, RT, 1961, 62, 63
Carl Ellis, RT, 1964
John Boynton, OT, 1965, 66, 67
Butch Frost, OT, 1968
Tim Persinger, DT, 1969
Allen Beardman, OT, 1970
Rob Frere, DT, 1971, 72
Mike Smith, DT, 1973, 74, 75
Blane Tidwell, OT, 1976, DT, 1977
Charles Gillespie, DT, 1979, 80, OG, 1981, OT, 1982
John Bruhin, OG, 1984, 85, 86, 87
Randy Hall, OG, 1989
Bernard Dafney, OT, 1991
Leslie Ratliffe, OT, 1992,93,94,95
Mercedes Hamilton, OL, 1996,97,98
Zach Davis, OL, 2000
Anthony Herrera, OL, 2000,01,02,03
Tyler Williams, OL, 2004
Anthony Parker, OL, 2005,06,07,08
JerQuari Schofield, OL, 2009,10,11
Isaac Mobley, OL, 2012
Marcus Jackson, OL, 2013,14

76

Jody Fisher, C, 1941, 42
Dick Webb, B, 1944
Robert Keesling, LE, 1948
Bill Jasper, C, 1949, 50, 51
Charles Coffey, G, 1953
John Gordy, T, 1954, 55, 56
Dick Krause, T, 1957, LT, 1958
Ken Lautzenheiser, LT, 1959
Paul Tilson, RT, 1961, LT, 1962
Bill Danychuk, LT, 1963, 64
Mitch Mutter, DT, 1965
Jerry Holloway, OT, 1966, 67, 68
Joe Balthrop, OT, 1969, 70, 71
Barry Howard, OT, 1972, 73
Charles Anderson, DE, 1974
Jesse Turnbow, OT, 1975
Phil Sutton, OT, 1976
Don Stowers, OT, 1977
Mike Jester, OG, 1978
Doug DeJarnatt, OG, 1979
David Brown, OG, 1981
Pat Langdon, OT, 1982
Harry Galbreath, OG, 1984, 85, 86, 87
Robert Todd, TE, 1989, 90, 91
Mark Upton, OT, 1993,94,95
Gentry Wright, DL, 1997
Justin Satterfield, DL, 1998
Paul Monroe, OL, 2001
Arron Sears, OL, 2004,05,06
Darris Sawtelle, OL, 2007
Daniel Hood, OL/DL, 2009,10,11
John Simcox, OL, 2013

77

Robert 'Bob' Foxx, HB, 1938, 39, 40
Robert 'Bobby' Cifers, B, 1941, HB, 1942
Buster Stephens, B, 1944, 45
Harold 'Herky' Payne, TB, 1949, 50, 51
Pat Oleksiak, B, 1952, LH, 1953
Bob Williams, T, 1954, 55
Lebron Shields, T, 1956, 57, RT, 1958, LT, 1959
Dick Wallace, LT, 1961
Jim Lowe, LT/RT, 1962, 63, 64, OT, 1965
Billy Dixon, DT, 1966
Alvah Bible, OT, 1968, 69, 70
David Shaffer, OT, 1971, 72, 73
Alan Lee, OG, 1974, 75
Scot Farrar, OT, 1976, 77
Tim Daniels, OG, 1979
Chris Wampler, DT, 1981, MG, 1982
Richard Cooper, DT, 1984, 85, 86
David Dodson, DE, 1988, 89
Greg Gerardi, OT, 1990, 91
Richard Howard, OG, 1993,94,95
Josh Tucker, OL, 1997,98,99
Michael Munoz, OL, 2001,02,03,04
Cody Pope, OL, 2007,08,09,10

Kyler Kerbyson, OL, 2011,12,13,14

78

Harvey Moyer, C, 1946
Martin Paris, G, 1952
Jerry DeLucca, T, 1954, 55
David Vestal, T, 1956
Roy Seals, T, 1957
Don Cissell, RT, 1958,59, 60
Bill Hammond, RT, 1961, 62, 63
Elliott Gammage, OG, 1966, OT, 1965, 67
Mike Gooch, OT, 1968
Bobby Thomas, C, 1969, 70
Ricky Molck, OT, 1972
Roger Higginbotham, OT, 1973
Joe Gallagher, OG, 1974, 75, 76
Tim Irwin, OT, 1977, 78, 79, 80
Craig Greer, OT, 1982
David Douglas, OT, 1984, 85
Antone Davis, OT, 1987, 88, 89, 90
James Warren, OT, 1991, 92,93
Will Newman, OL, 1995,96,97
Tim Hodges, OL, 1999
Guillaume Dumont, OL, 2001,02,03
Ramon Foster, OL, 2005,06,07,08
Alex Bullard, OL, 2011,12,13
Charles Mosley, OL, 2014

79

Dave Uhlman, B, 1946
Jack Beeler, B, 1947, TB, 1948
Phil Secrist, WB, 1949
Roger Rotroff, WB, 1950, RE, 1951, E, 1952, 53
John Bobo, RT, 1954
Ray Cox, T, 1955
Joe Schaffer, T, 1956, 57, RT, 1958, 59
Kenny Brown, LT, 1960, 61, 62
Reggie Jellicorse, LT, 1963
John Crumbacher, LT, 1964, OT, 1965
Frank Yanossy, DT, 1966, 67, 68, 69
Mike Jones, DT, 1970, 71
Mike Caldwell, OT, 1973, 74, 75
Jesse Turnbow, DT, 1976, 77
Mike Mason, DT, 1979
Dwight Wilson, OG, 1980, 81
Tony Bartley, OT, 1984
Eric Still, OG, 1986, 87, 88
Bill Schoenle, OG, 1990, 91
Leland Taylor, DT, 1993
Brad Lampley, OL, 1994,95,96,97
Reggie Ridley, OL, 1999,00,01
Chris Scott, OL, 2006,07,08,09
Brock Collier, OL, 2011,12
Thomas Edwards, OL, 2013,14

80

Kenneth Pruett, B, 1947, WB, 1948, FB, 1949, 50
Bob Cloninger, C, 1951, 52, 53
Keith Drummond, E, 1954, 55
Carl Hannah, E, 1956, 57
Charles Severance, LE, 1958
David Duke, LE, 1959
Jack Watson, RE, 1960
Glenn Gray, LE, 1963, 64, DE, 1965
Vic Dingus, DE, 1967, 68, 69
Doug Jarboe, OE, 1970, WR, 1972
Charles Anderson, TE, 1973
Russ Neal, DE, 1974
John Behrens, WR, 1975, 76
Mike E. Cofer, TE, 1979, 80, 81
Laron Brown, WR, 1983, 84
Terry Scott, WR, 1985
Kennard McGuire, WR, 1987
Anthony Morgan, WR, 1988, 89, 90
Rodney Ruth, WR, 1992
Billy Williams, WR, 1993,94
Greg Kyler, WR, 1995,96
Eric Parker, WR, 1997,98,99,00,01
Sudan Ellington, TE, 2002
Omar Harris, WR, 2003
Britton Colquitt, P, 2004
Jeff Cottam, TE, 2006,07,08,09
Matt Milton, WR, 2010
Corey Miller, DL, 2011,12,13
Dylan West, WR, 2011,12,13
Daniel Helm, TE, 2014

81

Dave Stevenson, C, 1946
Pete Wedel, RE, 1951
Edwin Halliday, T, 1952
Wayne Gibson, G, 1953
Bill Spoone, RE, 1954
Murray Armstrong, E, 1956
Mike LaSorsa, E, 1957, RE, 1958, LE, 1959, 60
Whit Canale, LE, 1961, 62
Ralph Anderson, LE, 1963
Paul Naumoff, RE, 1964, DE, 1965
Jim McDonald, DE, 1966, 67, 68
David Beckler, OE, 1969
Tim Fitchpatrick, WR, 1972, 73, 74, 75
Jeff Smith, TE, 1982, 83, 84, 85
Alvin Harper, WR, 1987, 88, 89, 90
Dwayne Freeman, WR, 1992
Benjie Shuler, WR, 1994,95,96,97
Edward Kendrick, DL, 1999,00
Tony Brown, WR, 2001,02,03,04
Josh Briscoe, WR, 2005,06,07,08
Josh Bigney, WR, 2009
Mychal Rivera, TE, 2010,11,12
Johnathon Johnson, WR, 2013,14

82

Al Russas, E, 1946, 47, RE, 1948
Grady Gentry, RG, 1950
Oaka Williams, RE, 1951
Bill Taylor, E, 1952
Bruce Burnham, G, 1953
Edd Cantrell, E, 1954, 55, 56
Bobby Overholt, E, 1957, LE, 1958
Charles Severance, RE, 1959
Ken Breeding, RE, 1960, 61
Al Tanara, LE, 1962, 63, RE, 1964
Clifton Stewart, DE, 1966
Ken DeLong, OE, 1967, 68, 69
Ken Lambert, DE, 1971, 72
Mitchell Gravitt, TE, 1973, 74
Charles Anderson, DE, 1975, 76
Sam Prater, MG, 1978
Robert Jones, WR, 1979
Calvin Dickerson, LB, 1981, MG, 1982
Daryle Smith, DT, 1983
Charles Kimbrough, LB, 1985, 86, 87
Marcus Evans, DT, 1989
Charlie Longmire, WR, 1990
David Horn, TE, 1992,93,94,95
Eric Diogu, TE, 1997,98
Marcus Carr, TE, 1999
Ryan Boswell, WR, 2001,03
Bill Grimes, WR, 2004,05,06
Ahmad Paige, WR, 2008
Cory Eichholtz, WR, 2011
Justin Meredith, TE, 2012,13
Joe Stocstill, TE/FB, 2013
Ethan Wolf, TE, 2014

83

Gaylon Wilson, E, 1946, 47
Dave Raynolds, C, 1948
Stokely Fulton, RG, 1951
Bob Zumstein, T, 1952, 53
Charles Robinson, E, 1954, 55
Dean Fisher, E, 1956, 57
Al Sue, LE, 1958, 59
Jerry Gowdy, LE, 1960, 61, 62, 63
Whit Canale, LE, 1964
Gary Vituccio, DE, 1965
Rusty Kidd, OE, 1966
Chick McGeehan, OE, 1968
Frank Howell, DE, 1969, DT, 1970, 71
Jon Burnett, DE, 1973, 74
John Murphy, TE, 1975, 76, 77
Buck Walker, WR, 1979
John Wade, DE/TE, 1980
Ricky Holt, DE, 1982, LB, 1983, 84
Sam Graddy, WR, 1985, 86
Mark Adams, TE, 1988, 89, 90, 91
Nilo Silvan, WR, 1993,94,95
Tyrone Graham, DB, 1997,98
Courtney Rogers, TE, 2001
Victor McClure, TE/FB, 2003,04
Todd Campbell, WR, 2007
Denarius Moore, WR, 2007
Zach Rogers, WR, 2009,10,11,12
Cody Blanc, WR, 2013,14

84

Norman Meseroll, T, 1946, 47, RT, 1948, 49
Dan Laughlin, LG, 1950, RT, 1951
Dick Mayock, T, 1952
Roger Urbano, E, 1954, 55, 56
Marvin Phillips, E, 1957, LE, 1958, RE, 1959, 60
Pat Augustine, RE, 1961, 62
Austin Denney, RE, 1963, LE, 1964, OE, 1965, 66
J.B. Merritt, OE, 1967, 68
Sonny Leach, TE, 1969, 70, 71, 72
David Love, WR, 1973, 74, 75
Brian Ingram, DE, 1978, 79, 80, 81
Bruce Garrett, LB, 1983, 84
Joey Howard, DT, 1986, 87
Robert Davis, WR, 1989
Chris Benson, WR, 1989
Jerry Teel, TE, 1990, 91
Shane Burton, DT, 1993,94,95
Neil Johnson, TE, 1997,98,99,00
Jomo Fagan, WR, 2002,03,04
Chris Walker, DL, 2008,09,10
Brendan Downs, TE, 2011
Cordarrelle Patterson, WR, 2012
Woody Quinn, TE, 2013,14

85

Charles Baker, B, 1946, G, 1947, RG, 1948, 49
Jerry Malach, RG, 1950, 51
Bob Griesbach, LB, 1952
Bill Hubbard, G, 1953
Bob Fry, RE, 1954

Landon Darty, E, 1955, 56, 57
Cotton Letner, RE, 1958, 59, 60
Buddy Fisher, RE, 1961, 62, 63
Johnny Mills, LE, 1964, OE, 1965, 66
Dick Ellis, DE, 1967
Lester McClain, OE, 1968, WB, 1969, 70
Emmon Love, WR, 1971, 72, 73
Jim Duvall, TE, 1974, 75, 76, 77
Reggie Harper, TE, 1977, 78, 79, 80
Mike Terry, DE, 1981, 82
Bill Eichholtz, WR, 1983, 84
Jed Dance, LB, 1986, 87
John Rollins, RB, 1988
Horace Morris, DE, 1990, 91, 92,93
Anthony Hampton, LB, 1995
Owen Sullenger, WR, 1996
Donte' Stallworth, WR, 1999
Eli Jones, WR, 2001
Ryan Boswell, WR, 2002
Aaron Kirkland, TE, 2003
Casey Woods, WR, 2005,06,07
Tyler Maples, WR, 2008
Todd Campbell, WR, 2009
T.J. Marrs, LS, 2010
Matt Milton, WR, 2011
Brendan Downs, TE, 2012,13,14

86

J.B. Proctor, B, 1946, 47, TB, 1948
Andy Kozar, FB, 1950, 51, 52
Tom Tracy, FB, 1953
Kyle 'Buddy' Cruze, E, 1954, 55,56
Murray Armstrong, E, 1957, RE, 1958
Cotton Letner, RE, 1959
Mike Stratton, LE, 1960, 61
Gerald Woods, RE, 1963, LT, 1964
Terry Dalton, OE, 1965, 66, 67, 68
Tom Bennett, DE, 1969, 70, 71
Darrell Culver, TE, 1972, 73
Larry Bowman, TE, 1974, 75
Mike Jester, TE, 1977
Doug Parrish, WR, 1980, 81, DB, 1982
Pat Langdon, TE, 1983
Terry McDaniel, DB, 1984, 85, 86, 87
Jerome Taylor, TE, 1988
Harlan Davis, WR, 1989, 90
Cliff Dutton, WR, 1991
Todd Williams, C, 1993,94
Dustin Moore, TE, 1995,96
Josh Houston, WR, 1999,00
Montrell Jones, WR, 2002
Brad Cottam, TE, 2004,05,06,07
Matt Wegzyn, TE, 2009,10
Willie Bohannon, DL, 2008,09,10,11,12
A.J. Branisel, TE, 2013,14

87

James Wegman, E, 1946
William Clark, RT, 1948
Jim Beutel, QB, 1953
Bob Hines, LE, 1954
Bill Anderson, E, 1955
Jid Winstead, E, 1956, 57
Harry Swilley, LE, 1958, 59 Kenny Pritchard, RE, 1961, 62, LE, 1963
Neal McMeans, DE, 1966, 67, 68
James Woody, DE, 1969, LB, 1970
Ronnie Wheeler, DE, 1972, 73, 74, 75
Kyle Aguillard, DE, 1978, TE, 1977, 79
Darryal Wilson, WR, 1981, 82
Joey Clinkscales, WR, 1983,1984, 85, 86
Darryl Hardy, LB, 1988, 89, 90, 91
John Sartelle, TE, 1993,94,95,96
David Martin, WR, 1998,99,00
Justin Reed, TE, 2002,03,04,05
Quintin Hancock, WR, 2008,09
Alex Ellis, WR, 2011
Jacob Carter, WR, 2012,13,14

88

Ralph Huneycutt, C, 1946, 47, 48, 49
George Carter, LE, 1950
Eddie Stowers, RE, 1951
Joel Kinley, G, 1952
Ron Gust, RE, 1954
Eddie Young, E, 1955
Tommy Potts, E, 1956, 57, RE, 1958
John Bill Hudson, LE, 1959, 60, 61, 62
Bobby Frazier, LE, 1963, RE, 1964, DE, 1965
Nick Showalter, DE, 1966, 67
Bobby Thomas, OE, 1968
Ronnie Drummonds, DE, 1969, 70
Stan Trott, WR, 1971, 72
Jim Richardson, TE, 1973, 74
Russ Neal, DE, 1975, 76
Steve L. Davis, LB, 1977
Jeff Moore, WR, 1978
Mike Miller, WR, 1979, 80, 81, 82
Tim McGee, WR, 1983, 84, 85
Tracy Hayworth, DE, 1987, 88, 89
Jeremy Spivey, LB, 1991, 92
Cortney Epps, WR, 1994
Andy McCullough, WR, 1995,96,97
Jermaine Kent, WR, 1998,99,00,01
Jake Finlayson, TE, 2003,04,05
Kevin Shipley, TE, 2005
Luke Stocker, TE, 2007,08,09,10
Cameron Clear, TE, 2011
Joseph Ayres, TE, 2012,13
Alex Bullard, TE, 2012
Neiko Creamer, TE, 2014

89

Jerry Anderson, RE, 1951
Billy Jack Cunningham, B, 1952
Bill Tatum, LE, 1954
Dan Wade, E, 1955
Bob Kirkpatrick, E, 1956
Don Leake, E, 1957, LE, 1958, 59, 60
Fred Martin, RE, 1962, 63, 64
Mike Gooch, DE, 1966, OE, 1965, 67
Gary Kreis, OE, 1968, 69
Ricky Molck, OE, 1970
Jimmy Allen, DB, 1972
Jeff King, DE, 1973
Larry Seivers, SE, 1974, 75, 76
Mike Casteel, DE, 1980, DT, 1981, 82
Tim Hendrix, TE, 1984, 85, 86
John Rollins, TE, 1987
Von Reeves, TE, 1988, 89, 90, 91
Scott Pfeiffer, TE, 1993,94,95,96
Kenny Smith, DL, 1998
Will Wilson, TE, 2002
Antonio Reynolds, DL, 2004,05,06,07
Aaron Douglas, TE, 2008
Daniel Adderley, TE, 2010
Bryant Plumlee, TE, 2012
Alex Bullard, TE, 2012
Jaylen Miller, DL, 2013,14
Greg Tisho, TE, 2013
Adrian Gamble, WR, 2014

90

Robert 'Bob' Davis, C, 1949, 50, 51
Ray Chapman, C, 1953
Dennis Gibson, KS, 1964
Butch Wykle, DE, 1965
Jeff Gorin, DT, 1967, 68
Joe Thompson, OE, 1969, 70, WR, 1971
Charles Campbell, DE, 1972
Billy Linville, DE, 1973, 74
Brad White, DT, 1977, 78, 79, 80
John Cook, TE, 1982, 83, 84
Marion Hobby, DE, 1986, 87, 88, 89
Lance Nelson, LB, 1990
Ben Talley, LB, 1992,93,94
Graff Corby, WR, 1996,97
Will Overstreet, DL, 1999,00,01
Mondre Dickerson, DL, 2002,03
Turk McBride, Dl, 2005,06
Ben Martin, DL 2007
Stephen Fowlkes, DL, 2008,09,10
Ben Lehning, TE, 2009,10
Stephen Fowlkes, DL, 2011,12
Malik Brown, DL, 2013
Charles Folger, DL, 2014

91*

Jim Miner, E, 1946, 47, RE, 1948, 49
Doug Atkins, LE, 1950, 51, T, 1952 (*Retired In Honor)
Jerry Bishop, C, 1953
Stewart Spinks, DE, 1965
Gary Kreis, OE, 1967
Ronnie Drummonds, DE, 1968
Jimmy Young, OE, 1970, WR, 1971, TE, 1972
Don Hampton, LB, 1973,74
John Behrens, WR, 1974
Ed Sears, TE, 1975, 76
Bret Aitchison, DE, 1980, 81, 82
Eric Melching, TE, 1985
Mike Whitehead, MG, 1986, 87
Jeff Tullis, DE, 1989
Tom Fuhler, DT, 1991
Brent Gibson, DE, 1993
Jonathan Brown, DL, 1995,96,97
Omari Hand, DL, 1999,00,01,02
LaRon Harris, DL, 2003,04
Robert Ayers, DL, 2006,07,08

92*

Vernon Lyons, LG, 1949, 50, 51
Leonard McKellar, DE, 1965
J.B. Merritt, OE, 1966
Herman Weaver, KS, 1967, 68
Stan Trott, OE, 1969, 70
Terry Russell, KS, 1972
Reggie White, DT, 1980, 81, 82, 83 (*Retired In Honor)
Carlos Reveiz, PK, 1985, 86
Mark Needham, DT, 1988, 89
Brian Walker, PK, 1990
Shane Bonham, DT, 1992,93
Jeff Coleman, DL, 1995,96,97,98
Albert Haynesworth, DL, 2000,01
Justin Harrell, DL, 2003,04,05,06

93

Bob Pollard, G, 1946, 47
Jimmy Wade, B, 1952, LH, 1953
Chick McGeehan, OE, 1965, 66
Louis Drinka, DT, 1967
Allan Jones, OE, 1970
Jim Markert, TE, 1975
Howard Carter, DT, 1976
Mike L. Cofer, DE, 1980, LB, 1981, DE, 1982
David Johnson, DT, 1987, 88
Chris Mims, DE, 1991
Jason Epstein, K, 1992
Scott Galyon, LB, 1993,94,95
Shaun Ellis, DL, 1997,98,99
Edward Kendrick, DL, 2001,02
Matt McGlothlin, DL, 2003
Xavier Mitchell, DL, 2005,06,07
Devin Mathis, PK, 2008
Montori Hughes, DL, 2009,10
Gregory Clark, DL, 2012,13
Trevor Daniel, P, 2014

94

John Clabo, B, 1946
Gene Cochran, LG, 1951
Brock Sanders, LH, 1953
Mitch McNeece, DT, 1965
John Brozowski, DT, 1967, 68, 69
Steve Brauchle, OE, 1970
Ron Frere, OT, 1972
Jeff King, DE, 1974
David Barron, DE, 1975, 76, LB, 1977
Johnny McAdams, DE, 1981, 82
Arthur Davis, DT, 1984
Anthony Howard, DT, 1985
Bill Schoenle, DT, 1988, 89, 90
Willie Richards, LB, 1992
Billy Beron, TE, 1994,95,96,97
Ed Butler, TE, 1998,99,00,01
Jason Hall, DL, 2003,04,05
Wes Brown, DL, 2006,07,08,09
Corey Miller, DL, 2010
Gregory Clark, DL, 2011
Darrington Sentimore, DL, 2012
Jason Carr, DL, 2013

95

Charley Dowdy, B, 1946
Dudley Hewette, G, 1953
Ed Hudson, DB, 1967
Jimmy Cannon, LB, 1968
Gordon Ready, OG, 1970
Danny Jenkins, DT, 1974
Kim Logan, DE, 1975, 76, LB, 1977
Steve Kluge, MG/DT, 1980, 81, 82
Fred Bennett, MG, 1984, 85, 86
John McGhee, LB, 1989
Antonio Robinson, DE, 1993
Chris Hogue, P, 1996
Fred Weary, DL, 1998
Rashad Moore, DL, 1999
Demetrin Veal, DL, 2002
Tony McDaniel, DL, 2004,05
Walter Fisher, DL, 2006, 07,08
Arthur Jeffery, DL, 2009,10,11
Danny O'Brien, DL, 2012,13,14

96

James Seiber, E, 1947
Ed Nickla, E, 1952
Ken Stansell, DT, 1972, 73
Chris Webster, OT, 1975
Greeley Kyle, C, 1976
Gary Casteel, LB, 1977
Steve Davis, LB, 1978
Rusty Rennie, DE, 1980
Rodney Coates, DE, 1982
Tyrone Robinson, LB, 1983, 84, 85, 86
Bruce James, LB, 1987
Rodney Gordon, DE, 1989
Joe Davis, P, 1990
Kevin Mays, DT/OT, 1991, 92
Jake Finlayson, TE, 1998,99,00,01,02
Greg Jones, DL, 2003,04
Vladimir Richard, DL, 2006
Michael Crain DE, 2007
Chad Cunningham, PK/P, 2008,09,10
Trevarris Saulsberry, DL, 2011,12,13,14

97

Hugh Garner, B, 1952, QB, 1953
Albert Buck, DE, 1968
Gary Mitchell, DT, 1974
Scot Farrar, OG, 1975
Mike Klarman, DE, 1976
Tony West, LB, 1977
Tony Simmons, DE, 1981, DT, 1982, 83, 84
Orlando Reyes, DT, 1985, 86
Shawn Truss, DE, 1988, 89, 90
Robert Todd, TE, 1992
Ryan Collins, DE, 1994,95
Buck Buxton, DL, 1997
Joe Reid, DL, 1998,99
Kevin Young, DL, 2000,01
David Ligon, DL, 2003
Chase Nelson, DL, 2007,08,09,10
Malik Jackson, DL, 2010, 11
Daniel Hood, DL, 2012,13

98

Bob Ussery, T, 1953
Karl Kremser, KS, 1967, 68
Jake Lane, DT, 1972
Howard Carter, DT, 1973, 74, 75
Chris Webster, OT, 1976
Roger Kelley, LB, 1977
Rocky McClamroch, DE, 1979
Mark Studaway, MG, 1981, DT, 1980, 82, 83
Richard Brown, DT, 1985
Brett McBrayer, TE, 1987, 88
Mike Rapien, TE, 1989, 90
Cory Stone, DT, 1991, 92,93,94
Antron Peebles, TE, 1996,97,98
John Henderson, DL, 2000,01
Parys Haralson, DL, 2003,04,05
Demonte' Bolden, Dl, 2006,07,08
Rae Sykes, DL, 2009,10
Daniel McCullers, DL, 2012,13

99

Ron Ramsey, DE, 1968
Bob Kennison, LB, 1970
Jim Woofter, LB, 1974
David Aaron, K, 1975
Kenny Jones, DT, 1979, 80, TE, 1981, 82
Allan King, DT, 1984
Anthony Howard, DT, 1986
Dwayne Williamson, DT, 1987
Kacy Rodgers, DE, 1988, 89, 90, 91
Paul Yatkowski, DT, 1992,93
Mercedes Hamilton, DT, 1995
Eric Brown, LB, 1997
DeAngleo Lloyd, DL, 1998,99,00
Aubrayo Franklin, DL, 2002
Demonte Bolden, DL, 2005
J.T. Mapu, DL, 2003,06,07
David Harrington, P, 2010
Ben Martin, DL, 2008,09,10,11
Trent Taylor, DL, 2012

**** Denotes Retired Jersey***

NOTE: *This All-Time Numerical Roster was compiled using media guide and game program rosters since 1937. Please direct any corrections via email to athcomm@utk.edu.*

LETTERMEN BY HOMETOWN

■ TENNESSEE

Alcoa
Boring, Frank (Boomer), 1949, 50, 51
Sykes, Rae, 2010
Toney, Jaron, 2012
Upton, Todd, 1983, 84
Warren, Brandon, 2008
Williams, Billy, 1993, 94

Andersonville
Longmire, Charlie, 1990

Antioch
Coker, LaMarcus, 2006
McMaken, Troy, 1999 (Service)
Sawyers, Michael, 2014

Ashland City
Fields, Brad, 1979 (Service)

Athens
Bradley, Shazzon, 1988, 89, 90, 91
Cartwright, Jim, 1958, 59, 60
Grubb, Wayne, 1958, 59, 60
Heard, Scott, 1984 (Service)
Pierce, Phil, 1969, 70, 71
Reynolds, Mike, 1964
Simpson, Hubert, 1976, 78, 79

Bartlett
Davis, Ronald, 1991, 92, 93, 94

Benton
Clemmer, James H., 1930, 31

Bethpage
Lassiter, Robert, 1970, 72, 73

Bluff City
Combs, Lewis, 1982 (Service)

Bolivar
Nails, Brett, 1985 (Service)
Orr, Bunny, 1959, 60, 61

Brentwood
Frost, Ken, 1959, 60
Grant, Jason, 1997 (Service)
Hurst, Bill, 1998 (Service)
Jones, Steven, 2007
Kemp, Austin, 1997, 98
Perry, Robbin, 1987
West, Ryan, 2004, 05, 06

Bristol
Crowder, Mack, 2013, 14
Downs, Brendan, 2011, 12, 13, 14
Felty, Gene, 1949, 50
Jones, Greg, 1974, 75, 76, 77 (Capt.)
Keller, John, 1968, 69, 70
Littleford, Hal, 1947, 48, 49 (Capt.)

Brownsville
Hill, Gaylon, 1970, 71, 72
Hines, Tyrone, 1994, 95, 96
Jones, Wilbert, 1978, 79, 80
Thomas, Bobby, 1971
Thornton, Matthew, 1989 (Service)

Buntyn
Lane, Hunter E., 1919, 20, 21, 22

Camden
McKelvy, Jerry, 1965
Rowsey, Thomas, 1975, 76, 77

Carthage
Cole, Jeff, 1983 (Service)

Castalian Springs
Oldham, Donnie, 1977

Cedar Hill
Morris, B. Y., 1922, 23

Centerville
Stephenson, Guy, 1922

Chattanooga
Alley, E. H. (Herc), 1927, 28
Bacon, Pryor E., 1938, 39
Baker, Charles B., 1960
Becksvoort, John, 1991, 92, 93, 94
Bolden, Demonte', 2006, 07, 08
Bridges, Hal, 1956
Campbell, Kenneth, 1990, 91
Carroll, Steve, 1967, 68, 69
Cloninger, Bob O., 1952, 53
Coleman, B.J., 2008
Cooper, Kevin, 2008, 09, 10
Etter, Gene, 1958, 59, 60
Haren, Kyle, 1991
Honea, Ken, 1961, 62, 63
Huddleston, Ben, 1946, 47
Jumper, Tommy, 1950
Kelley, Mike, 1986, 87, 88
Mayer, Eugene S., 1930, 31 (capt.)
McAllester, Sam J., 1903, 4
Middlebrooks, Nate, 1986, 87, 88 (Capt.)
Miller, Ben, 1944, 45
Moss, Ray, 1956, 57, 58
Nicholson, Jacob H. (Jake), 1920, 21
Riggs Jr., Gerald, 2002, 03, 04, 05
Robertson, Sam, 1963, 64, 65
Shuford, George, 1962
Stansell, Ken, 1972
Steffy, Joe, 1944
Stewart, Bo, 1944
Suh, Eric, 1997 (Service)
White, Reggie, 1980, 81, 82, 83 (Capt.)

Christiana
Rhome, Chip, 2011

Church Hill
Cole, Bill, 1973, 74, 75

Clarksville
Balthrop, Joe, 1969, 70, 71
Ditmore, J. M., 1958
Galbreath, Harry, 1984, 85, 86, 87 (Capt.)
Grizzard, Kenneth, 1921
Hambaugh, P. C. 1915, 16
Powers, Eddy, 1975, 76, 77
Reeves-Maybin, Jalen, 2013, 14
Stephens, Travis, 1997, 98, 00, 01
Tidwell, Blane, 1976

Cleveland
Aszman, Jim, 1986
Beckler, David, 1970
Brown, Fred (Bo), 1923, 24, 25
Chancey, Ralph E., 1946, 47, 48, 49 (Capt.)
Dockery, Rex, 1963
Emendorfer, Bill, 1970, 71, 72
Johnson, Bob, 1965, 66, 67 (Capt.)
Johnson, Paul, 1973, 74, 75
Johnson, Tom D., 1970, 71, 72
Jones, Dale, 1983, 84, 85, 86 (Capt.)
McClendon, Jacques, 2006, 07, 08, 09
Prigmore, Quincy, 1992, 93, 94, 95
Rakestraw, Wes, 1985
Sanders, Austin, 2014
Scott, Bob, 1953, 54, 55
Still, J. Ralph, 1930, 31
White, Chris, 1983, 84, 85 (Capt.)
Word, Brian, 2002

Clinton
McRae, Charles, 1987, 88, 89, 90
Moore, Terry, 1972, 73, 74, 75
Seivers, Larry, 1974, 75, 76 (Capt.)

Coalfield
Hensley, Steven, 2009 (Service)

College Grove
Morel, Bobby, 1964, 65, 66

Collierville
Cox, Morgan, 2007, 08, 09
Jones, Kendrick, 1991, 92, 93, 94

Columbia
Derryberry, F. Woodrow, 1935, 36
Derryberry, O. Merton, 1930, 31
Derryberry, W. Everett, 1925, 27
Howell, Frank, 1970, 71
Murphy, David, 1966, 67
Pillow, Ronnie, 1994, 95, 96
Sewell, Tim, 1995, 96, 97, 98
Wantland, Hal, 1963, 64, 65 (Capt.)
Wilson, Will, 2002 (Service)
Woody, James, 1968, 69, 70

Cookeville
McClennon, John, 1982
Sells, Jack, 1983, 84
Smith, Billy, 1961
Wolf, Tyler, 2009, 10

Corryton
Donahue, Ken, 1949, 50

Cosby
Williams, Tyler, 2004 (Service)

Cottontown
Sullins, Cody, 2007, 08, 09
Sullins, Cory, 2008, 09

Covington
Flowers, George 1924
Franklin, John, 1930, 31, 32
Gaines, Antonio, 2004, 05, 06, 08
Poe, Jon, 2003, 04, 05
Simonton, Claud, 1970, 71, 72

Cowan
Austelle, Alfred, 1934

Crossville
Watson, Curt, 1969, 70, 71

Cumberland City
Bayer, S. D., 1913, 14, 15

Dayton
Fitzgerald, Jeremy, 1997
Johnson, David, 1987, 88
Kelly, Andy, 1988, 89, 90, 91

Decatur
Moore, Gary, 1977, 78, 79
Scott, Robby, 1983, 84, 85, 86
Smith, Jeff, 1992, 93, 94, 95

Decaturville
Duncan, Edwin C, 1936, 37, 38

Decherd
Hayworth, Tracy, 1986, 87, 88, 89

Dickson
Kimbro, Bryan, 1985, 86, 87, 88

Donelson
Bevans, Mike, 1968, 69, 70

Dyersburg
Fuller, Ben F., 1927, 28, 29

Jeffries, Danny, 1970, 71, 72
Noonan, Jim, 1976, 77, 78, 80 (Capt.)
Peel, Ike, 1939, 40, 41
Rayburn, Virgil H., 1930, 31, 32
Elizabethton
Allen, John H., 1929, 30, 31
Campbell, Earl, 1950, 51, 52
Fair, Dale, 1974
Holsclaw, Claude, 1944
Jenkins, Danny, 1975, 76, 77 (Capt.)
Manning, John, 1944, 45
Mills, Johnny, 1964, 65, 66
Witten, Jason, 2000, 01, 02
Englewood
Goodin, Chad, 1989
Goodin, Matt, 1998
Watts, Brad, 1976
Erwin
Brandt, Frederic (Fritz) P., 1928, 29, 30
Duncan, Clark, 1977, 78, 80
Shull, F. E., 1930, 31, 32
Etowah
Robinson, Charles, 1956
Ditmore, Frank, 1934,35
Evensville
Robinson, Fred, 1923, 24
Farmington
Mayes, J. C., 1908
Fayetteville
Blair, Reuben Moore, 1919
Cooter, Jim Bob, 2006
Cummins, Charles L. Sr., 1919, 21
Graham, Joe, 1964, 67
Emmons, Bobby, 1976, 77, 78
Hatcher, Bill, 1923
Sorrells, Frank G. 1913, 14, 15
Templeton, Conrad C., 1929, 30
Fountain City
Lowe, J. G., 1922, 23, 24 (Capt.) 25 (Capt.)
Lowe, Theodore 1927
Franklin
Bullard, Alex, 2011, 12, 13
Campbell, Bo, 1995
Campbell, Eric, 2000
Chapman, Joey, 1990, 91, 92, 93
Dalton, Ray, 1962
Fleming, Troy, 2000, 01, 02, 03
Holt, Laird, 1929, 30, 31
Karl, Ryan, 2004, 05, 06, 07
McCord, Darris, 1952, 53, 54 (Capt.)
Miller, Bubba, 1992, 93, 94, 95 (Capt.)
Murdic, Jon, 1972, 73, 74
Page, David, 1973, 74, 75
Parnham, D.C., 1910
Ring, J. J., 1906, 09
Robinson, Steve, 1968, 69, 70
Robison, Charles W., 1916, 19, 20
Sullivan, Ned, 1961, 62, 63
Gallatin
Alexander, Corey, 2012
Bass, Vernon, 1984, 85, 86
Brown, Kenny, 1960, 61, 62
England, Lee, 1987, 88, 89
Gilliam, Jim, 1991
Green, Louis A., 1926
Malone, Josh, 2014
Ransey, Allen C., 1936, 37
Woods, Thomas, 1986, 87, 88, 89 (Capt.)
Gatlinburg
Foley, Kevin, 1996
Germantown
Bennett, David, 1989, 90, 91, 92
Cottam, Brad, 2004, 05, 06, 07
Cottam, Jeff, 2006, 07, 08, 09
Henderson, John C., 2003, 04
Lenoir, Patrick, 1988, 89, 90, 91
Ligon, David, 2004, 05, 06
Mainous, Beau, 1987, 88
Still, Eric, 1986, 87, 88, 89 (Capt.)
Stolarick, Robert, 2000
Todd, Robert, 1991, 92
Vinson, Ian, 2006 (Service)
Vinson, Todd, 2006 (Service)
Goodlettsville
Dalton, Terry, 1966, 67, 68
Martin, Bill, 2005 (Service)
Graysville
Messimer, Jesse, 1984
Greenback
Kilpatrick, Brent, 1994 (Service)
Greeneville
Campbell, L. Roe 1920, 21, 22, 24
Coffman, Leonard, 1937, 38, 39
Disney, Theodore E. (Ty), 1929, 30, 31
Moore, Dustin, 1995, 96
Noel, Henry W., 1940, 41
Rader, Charles, 1954, 55, 56
Reviere, Dee, 1976, 77, 78
Williams, Dick, 1966, 67, 68 (Capt.)
Guild
Brown, Eddie, 1971, 72, 73 (Capt.)
Halls
Ellis, J. B., 1931, 32, 33
Harriman
Barksdale, Val, 1977, 78, 79, 80
Copeland, Jeremaine, 1995, 96, 97, 98
Wyrick, Charles, 1960, 61
Hartsville
Cummins, Charles L. Jr., 1949
Dickens, Phil W., 1934, 35, 36
Harper, Reggie, 1977, 78, 79, 80
Hendersonville
Dotson, Dewayne, 1989, 90
Hurd, Jalen, 2014
Miles, Adam, 2002, 03, 04, 05
Wilhoit, James, 2003, 04, 05, 06
Henning
Foster, Ramon, 2005, 06, 07, 08 (Capt.)
Hermitage
Sanford, Craig, 1997 (Service)
Smith, Geric, 1995 (Service)
Hixson
Gravitt, Mitchell, 1973
McClure, Victor, 2002, 03, 04
Smartt, Leon, 1958, 59, 60
Humboldt
Atkins, Doug, 1950, 51, 52
Barker, Grey, 1995
Champion, Toby, 1998, 99
Reid, Junior, 1977, 78, 80
Rodgers, Kacy, 1988, 89, 90, 91
Rosenfelder, Charles, 1966, 67, 68
Warmath, Murray, 1932, 33, 34
Huntingdon
Blankenship, Warren, 1959, 60, 61
Myers, Jason, 1997 (Service)
Priest, Tim, 1968, 69, 70 (Capt.)
Huntland
Majors, John, 1954, 55, 56
Inskip
Tarwater, A. B., 1897
Jacksboro
Bibee, M. Bert, 1932, 33
Jackson
Bowles, Drae, 2013
Brooks, Daniel, 2003
Giampapa, Matt, 2014
Greer, Jabari, 2000, 01, 02 03
Hardegree, Bo, 2006 (Service)
Hatley, Ralph L., 1932, 33, 34 (Capt.)
Hayley, Samuel B., 1911, 12, 13 (Capt.)
Johnson, Harold, 1948, 49, 50
McLeary, Don, 1968, 69, 70
Murphy, John, 1975, 76, 77
Richardson, Jim, 1973, 74
Spain, Wayne, 1969, 70
Teague, Trey, 1994, 95, 96, 97
Thompson, Van, 1939, 40
Wilson, Al, 1995, 96, 97, 98 (Capt.)
Jasper
Baker, Bill, 1966, 67, 68
Beene, L. Phillip, 1928, 29, 30
Westmoreland, Eric, 1996, 98, 99, 00 (Capt.)
Jefferson City
Hudson, John Bill, 1960, 61, 62
Jarnagin, F. W., 1899, 1900, 01
Spivey, Brian, 1989, 90, 91, 92
Jellico
Harkness, W. S. (Bill), 1923, 24, 25, 26 (Capt.)
Johnson City
Chandler, Allen E., 1942
Franklin, Aubrayo, 2001, 02
Hickman, Herman, 1929, 30, 31
Keever, Wade, 1934
Mutter, Mitch, 1967
Persinger, Tim, 1969
Stuart, Phil, 1985, 86, 87, 88
Kingsport
Breeding, Ken, 1960, 61
Carr, Marcus , 1999 (Service)
Chadwell, James J., 1942
Cifers, Ed, 1938, 39, 40
Cifers, Robert G., 1941, 42
Crawford, Denver, 1942, 46, 47 (Capt.)
Dingus, Vic, 1967, 68, 69
Dodd, Robert Lee (Bobby), 1928, 29, 30
Edwards, Anthony, 1969, 70, 71
Foreman, Malik, 2013, 14
Gaines, Teddy, 1998, 99, 00, 01
Hammond, Bill, 1962, 63
Harkleroad, Clay, OG, 1964
Hug, Paul N. 28, 29, 30
Jones, Mike S., 1971
Kerney, Neal, 1994 (Service)
Nelson, Ralph, 1993
Showalter, Nick, 1966, 67, 68
Swafford, Devaun, 2013, 14
Tritapoe, Phillip, 2008 (Service)
White, Steve, 1975

Williams, Tony, 1984, 85
Kingston
Frogg, Michael, 2006, 07
Frogg, Sammy, 2000
Hill, Ryan, 2008 (Service)
Houston, Josh, 2000
Jackson, Howard, 1956, 57, 58
Mays, Kevin, 1991, 92, 93, 94 (Capt.)
Plemons, Josh, 2000
Wheaton, Lance, 1992, 93, 94
Wyatt, Bowden, 1936, 37, 38 (Capt.)
Knoxville
Anderson, Anthony, 2009, 10, 11
Anderson, Cory, 2003, 04, 05, 06
Anderson, Wendell, 1980 (Service)
Andridge, Bob (Breezer), 1938, 39, 40
Arbo, Billy, 1975, 76, 77, 78
Ayres, Joseph, 2010, 11, 13
Bailey, Howard H., 1932, 33, 34
Baker, Charles F., 1947, 48, 49
Banks, Randy, 1990
Bates, Bill, 1979, 80, 81, 82
Blackstock, William (Bill), 1951
Blanc, Cody, 2012, 13
Booker, Ronnie, 1982
Bourkard, Harrison O., 1934, 35
Bowman, Larry, 1974
Brackett, H. B. (Deke), 1931, 32, 33
Brackney, Rick, 1989 (Service)
Brann, Ray O., 1958
Bridges, Greg, 1980
Broome, W. Lloyd, 1938, 40
Brown, Earle W., 1939, 45
Bruhin, John, 1985, 86, 87
Burgess, Robert 1927
Burnett, Jon, 1973
Butler, Johnny W., 1939, 40, 41
Byrd, Ray , 1951, 52
Caldwell, Chan, 1945, 46, 47
Campbell, Josh, 1998 (Service)
Cantrell, Craig, 1979
Chancey, Steve, 1971, 72, 73
Clabo, Neil, 1972, 73, 74
Clabo, Phil, 1973, 74, 75
Claxton, J. O. (Jim), 1932, 33, 34
Clinkscales, Joey , 1984, 85, 86 (Capt.)
Cobb, Reggie, 1987, 88
Cofer, Joe, 1982, 83, 84
Cofer, Mike L., 1979, 80, 81, 82 (Capt.)
Colquitt, Britton, 2005, 06, 07, 08
Colquitt, Craig, 1975, 76, 77
Colquitt, Dustin, 2001, 02, 03, 04
Colquitt, Jimmy, 1981, 82, 83, 84
Cook, John, 1982, 83, 84
Cooper, W. C., 1948, 49, 50
Corby, Graff, 1996, 97
Cross, Roy L., 1942, 45
Cruze, Kyle (Buddy), 1955, 56
Cunningham, Mike, 1976, 77
Davis, Steve L., 1977, 78, 79
Deaver, Everett, 1924
Drummonds, Ronnie, 1968, 69, 70
Edmonds, Oscar, 1944
Eichholtz, Cory, 2009
Eichholtz, Bill, 1984
Elmore, James W., 1925, 26, 27
Emory, David, 1957
Farmer, Joel, 1983, 84, 85
Faust, Hugh D., 1930
Fielden, Alan, 1947, 48, 49
Fox, D. N., 1904
Fox, R. E., 1904
Foxx, Bob, 1938, 39, 40
Foxx, Frank, 1976, 77, 78
Francis, John, 1941, 46, 47
Franklin, Robbie, 1964, 65, 66
Gentry, Mack, 1964, 65, 66
Gillem, Adam, 2007
Gilliam, Jacob, 2014
Graves, Samuel Ray, 1940, 41 (Capt.)
Grieco, Gregory, 2013
Guess, Nick, 2010, 11
Harkleroad, Rod, 1966 (Service)
Hawkins, David, 1983 (Service)
Helton, Todd, 1993, 94
Henderson, Joseph Ray (Possum), 1916, 19
Hensley, Tom, 1952, 53
Hood, Daniel, 2011, 12, 13
Howard, Chip, 1971, 72, 73
Irwin, Tim, 1978, 79, 80
Johson, Howard, 1926, 27, 28 (Capt.)
Johnson, Steven, 1993 (Service)
Johnston, James G., 1928, 29
Jones, Phillip E., 1923, 24
Julian, Jason, 1988, 89, 90, 91
Kelly, Todd, Jr., 2014
Kendrick, Brett, 2014
Kennedy, Edwin M., 1919
Kerbyson, Kyler, 2012, 13, 14
King, Harry F., 1922, 23, 24
King, William B., 1941
Kohlhase, Charles E., 1929, 30, 31
Lavin, Robert, 1924
Ledford, Dennis Marshall, 1941
Lindsay, Charles, 1919, 21
Logan, J. G., 1899, 1900
Lowe, W. O. (Chink) , 1914, 15, 16, 19 (Capt.)
Lund, Bob, 1945, 46, 47, 48
Luttrell, Bill, 1938, 39, 40
Major, Mark, 1944, 45, 46, 47
Maples, Talmadge R. (Sheriff), 1931, 32, 33 (Capt.)
McCleskey, J. J., 1989, 90, 91, 92 (Capt.)
McDonald, Jim, 1966, 67, 68
McKenzie, Raleigh, 1982, 83, 84
McKenzie, Reggie, 1981, 82, 83, 84
McLean, Evan A., 1912, 13, 14, 15 (Capt.)
McMichael, Jeff, 1981, 82
McPherson, C. L., 1932
Milner, Orvis, 1946, 47
Mitchell, D. K., 1931
Moses, Fred J., 1933, 34, 35
Mugleston, Steve, 2003
Murriel, Martin, 1977, 78
Myers, Andy, 1950, 51, 52
Needham, Kenneth L. (Shorty), 1933, 34, 35
Nelson, Tony, 1986, 87, 88
Newman, Fred, 1939, 40
Newman, W. M., 1896, 99, 1900 (Capt.)
Neyland, Bob Jr., 1952, 53
Overholt, Bobby, 1957
Paty, John M., 1962, 63, 64
Pickens, Richard, 1966, 67, 68
Pickle, Joe , 1983 (Service)
Price, Jason, 1995, 96
Price, Mike, 1966, 67, 68 (Service)
Pruett, Kenneth, 1949, 50
Reagan, Seth, 2000, 01, 02
Reeves, Von, 1988, 89, 90, 91
Reveiz, Nick, 2007, 08, 09, 10 (Tri-Capt.)
Reveiz, Shane, 2009, 11
Rice, E. B., 1909
Rogan, Dennis, 2007, 08, 09
Rollins, John, 1987, 88
Rudder, David, 1978, 79
Sanderson, Ken, 1976, 77, 78
Schenk, C. G., 1900
Schneitman, Dale, 1978, 79 (Service)
Scott, Benson, 1997, 98, 99
Severance, Charles, 1959, 60
Sexton, Scott, 1994 (Service)
Shafer, Bo, 1956, 57, 58
Sherrod, Horace (Bud), 1947, 48, 49, 50
Slack, Tom, 1948
Smith, Boyd M., 1932
Smith, Daryle, 1984, 85, 86
Smith, Josh, 2013
Smith, Roy (Looney), 1947, 48, 49, 50
Stancell, Harold, 1964, 65, 66
Stephens, Buster, 1944, 45
Stewart, Lyonel, 1975, 77, 78
Suffridge, Robert (Bob), 1938, 39, 40
Townes, Tim, 1970, 71, 72
Tucker, Homer, 1988
Tucker, Willis, 1940
Vaughan, Charles W. (Pug), 1932, 33, 34
Venable, Sam A., 1932
Walker, David, 1987
Walker, Jackie, 1969, 70, 71 (Capt.)
Walter, Hank, 1972, 73, 74
Warren, Preston, 1987, 88, 89, 90
Welch, Tim, 1983, 84, 85
West, Hodges (Burr), 1938, 39, 40
Widby, Ron, 1964, 65, 66
Wilkinson, Rick, 1981, 83
Williams, Johnny, 1981, 82, 83
Wilson, Nick, 2003
Witherspoon, Carl, 1971, 72
Young, Bill, 1966, 68, 69 (Capt.)
Young, Devrin, 2011, 12, 13, 14
Zurcher, Kevin, 1989
Lafayette
Glover, Jimmy, 1965, 66, 67
LaFollette
Chapman, Ray M., 1953
Garner, Hugh, 1952, 53, 54
Kincaid, Bill, 1956
Lake City
Noe, Richie, 1992
Smelcher, Jim, 1955, 56, 57
LaVergne
Templeton, Rick, 1995 (Service)
Lawrenceburg
Adams, Ralph, 1952
Brown, Bob G., 1960
Cone, Steve, 1973, 74
Lebanon
Stewart, Howard L., 1931, 32, 33
Lenoir City
Armstrong, Jack, 1946, 47, 48

Burdette, George, 1923, 24, 25
Bond, Robert U., 1924
Wampler, Chris, 1980, 81, 82
Lewisburg
Batey, Jack S., 1924
Medley, Aaron, 2014
Stocstill, Joe, 2013, 14
Lexington
McAdams, Johnny, 1981, 84
Herndon, L. Houston, 1927, 28, 29
Livingston
Carr, Hilrey, 1956
Sadler, Ken, 1958, 59
McKeen, Allyn, 1925, 26, 27
Loretto
Augustine, Pat, 1959, 61, 62
Loudon
Kline, Cedric, 1986, 87, 88, 89
Nichols, Jack, 1960, 61
Louisville
Stafford, Tim, 1986, 87
Madisonville
Franklin, Coy, 1958
Franklin, Mack, 1951, 52, 53 (Capt.)
Kefauver, Estes , 1922, 23
Sloan, Ira, 1920, 21
Manchester
Farrar, Scot, 1976, 77
Martin
Clifton, Chad, 1996, 97, 98, 99 (Capt.)
Harrell, Justin, 2003, 04, 05, 06
Ofenheusle, Will, 1999, 00, 01, 02 (Capt.)
Vowell, J. Graham, 1914, 15, 16, 21
Vowell, Morris A., 1913, 14, 15, 16
Vowell, Richie, 1924
Maryville
Braswell, James, 1996
Brodus, Derrick, 2012, 13
Casteel, Mike, 1980, 81, 82
Clemmens, Bob B., 1921
Douglas, Aaron, 2009
French, D.F., 1900
Harris, Chris, 1993 (Service)
Hill, Jimmy, 1948, 49, 50
Kerr, Andy, 2003 (Service)
McBrayer, Brett, 1987, 88
Melton, Gary, 1966, 67
Prugh, Chuck, 2004
Satterfield, Larry, 1972, 73, 74
Sparks, Scott, 1987, 88
Spradlin, Danny, 1977, 78, 79, 80
Tilson, Paul, 1959, 61, 62
Webb, Danny, 1958
McEwen
Arnold, Max, 2013
Baker, Carey, 1990
McKenzie
Arnold, Max, 2014
McMinnville
Lynn, Alan, 1979
Martin, Danny, 1979, 80
Memphis
Aiken, Malcolm, 1930, 31, 32
Barnes, William (Billy), 1937, 38, 39
Bone, William (Bill), 1923, 24
Bowens, Minor, 2010 (Service)
Bradford, Jim B., 1919, 20
Briggs, Jesse, 1977
Brown, Travis, 1998 (Service)
Buckingham, Nash, FB, 1901, 02 (Capt.)
Caldwell, Lamar, 1970, 71, 72
Canale, Frank, 1962
Canale, George, 1960, 61, 62
Canale, Whit, 1962, 64
Cannon, Bram, 2008, 09
Clear, Cameron, 2011
Cooper, Richard, 1984, 85, 87
Cotton, Jackie, 1963, 64, 65
Dickerson, Calvin, 1981
Dickerson, Mondre, 2002, 03
Dorsey, Richard T., 1932, 33, 34
Fuller, C. J., 1902, 3
Fulton, Charles, 1965, 66, 67
Fusco, Ryan, 2005 (Service)
Harper, Daryl, 1980, 81
Hidinger, Lee, 1973, 74, 75
Hogue, Chris, 1996, 97
Holloway, Jerry, 1967, 68
Howe, Bubba, 1954, 55, 56
Hutton, Tom, 1991, 92, 93, 94
Ingram, Brian, 1977, 78, 79
Ingram, Reggie, 1990, 91, 92, 93
Janes, Palmer, 1919, 20, 21
Johnson, W. C., 1906, 07, 08, 09, 10 (Capt.)
King, Greg, 2009, 2013
Krouse, Henry W., 1932, 34, 35
Leake, David, 1963, 64, 65
Leake, Don, 1958, 59, 60
Linebarier, Chip, 1976, 77, 78
Lott, Andre, 1998, 99, 00. 01 (Capt.)
Loudermilk, Robert, 1999
Marino, Rick, 1966, 67, 68
Matthews, John, 1981, 82, 83
McCabe, Willis, 1919
McGuire, Kennard, 1986, 87
McKeen, E. Allyn, 1925, 26, 27
Milam, Kevin, 1970
Molck, Ricky, 1971, 72
Moore, Jeff, 1975, 76, 77, 78
Moore, Vincent, 1987, 89, 90
Noel, Tori, 1993, 95, 96, 97
Peoples, Carlton, 1979, 80, 81, 82
Pinner, Sam, 1996, 97
Poley, David, 1973, 74
Pounders, Louis E., 1932, 33, 34
Powell, Don, 1923
Robinson, Antonio, 1993
Sartelle, John, 1993, 94, 95, 96
Stone, Cory, 1993, 94
Studaway, Mark, 1979, 80, 81, 83
Walker, Chris, 2007, 08, 09, 10
Ward, Ernie, 1973, 74, 75
Warren, James, 1992, 93
Watts, Johnny, 1977, 78, 79
White, Steve, 1992, 93, 94, 95
Williams, Dan, 2007, 08, 09
Wilson, Cedrick, 1997, 98, 99
Wilson, Ellix, 2004, 06, 07, 08 (Capt.)
Wilson, Rollin, 1922, 24
Milan
Fields, Earnest, 1988, 89, 90, 91 (Capt.)
Fisher, John, 1988, 89, 90, 91 (Capt.)
Kidd, George, 1992, 93, 94, 95
McRee, Kenny, 1945
Smith, Jeff, 1981, 82, 84, 85
Smith, Larry, 1989
Via, Mike, 1986 (Service)
Woods, Gerald, 1963, 64, 65
Morristown
Ashford, Patrick, 2014
Christmas, E. K., 1924
Gratz, Bobby, 1963, 64, 65
Hale, Jerronne, 2002 (Service)
Helton, L. T., 1960, 62
Jellicorse, Reggie, 1964, 65
Jones, Frank D., 1926
Sanders, Randy, 1985, 86, 87, 88
Spoone, Bill, 1953
Stewart, James, 1991, 92, 93, 94
Wemlinger, Gary, 1969
Mt. Juliet
Hibbett, Johnny, 1983, 84, 85, 86
Pafford, R. W., 1904, 05
Mt. Pleasant
Powell, John, 1951, 52, 53
Mumford
Jones, Johnnie, 1982, 83, 84 (Capt.)
Witherington, Sid, 1973
Murfreesboro
Allen, Mikki, 1996, 97, 98, 99
Carter, Howard, 1976 (Service)
Demastus, Mike, 1974, 75 (Service)
Griffin, Gerald, 1996, 97, 98, 99
Hayes, Joe Black. 1936, 36, 37 (Capt.)
Hughes, Montori, 2009, 10
Locke, Eric, 2000
Morton, Bobby, 1962, 63
Parsons, David, 1974, 75, 76
Peebles, Antron, 1996, 97, 98
Treece, Chris, 1987
Nashville
Amonette, Jason, 1993 (Service)
Armstrong, Carlton, 1979, 80, 81
Barnett, Derek, 2014
Bartholomew, Ben, 2008, 09, 11, 12
Bartholomew, Will, 1998, 99, 00, 01 (Capt.)
Bass, Ben, 1969
Baucom, Tom, 1967, 68, 69
Biggers, Kurston, 1999
Brown, Herbert T., 1928, 29, 30
Bush, Wayne, 1962, 63
Campbell, David, 1971, 72, 73
Carter, Jacob, 2012, 13, 14
Carter, Tony, 1984 (Service)
Carter, Vince, 1984, 85, 86
Davis, Keith, 1985, 86, 87, 88
Decker, James Quinn, 1928, 29, 30
Denney, Austin, 1965, 66 (Capt.)
Disspayne, Elmer, 1939
Dudley, Bubba, 1969
Filson, Dave, 1968, 69
Fisher, Lavoisier, 1982, 83, 84, 85
Fisher, Walter, 2006, 07, 08
Fitzgerald, Maurice (Buck), 1998, 99, 00, 01
Fleming, Cory, 1990, 91, 92, 93 (Capt.)
Foxall, Joe, 1960, 61, 62
Frank, Milton, 1931, 32, 33
Gaines, Greg, 1978, 80
Gaylor, Jim, 1975, 76, 77
Goodrich, Guinn B., 1932, 33

Gordon, Eric, 2010, 11, 12
Gordy, John, 1954, 55, 56 (Capt.)
Hackman, J. S. (Buddy), 1928, 29, 30
Henderson, John N., 1999, 00, 01 (Capt.)
Hill, Claude, 1946, 47, 48
Holbert, David, 2004, 05, 06, 08 (Service)
Husband, Tom, 1958, 60
Ingram, Phil, 1978, 79
Jakobik, Jack, 1991, 92
Johnson, Greg, 1993, 94, 95, 96
Johnson, Neil, 1998, 99, 00
Jones, Kenny, 1978, 79, 81, 82
Jones, Mike E., 1967, 68, 69
Jones, Sam W., 1923, 24, 26
Lowe, Wes, 1989
Lynch, Brian 1997, (Service)
Maxwell, Jim, 1970, 71
McClain, Lester, 1968, 69, 70
Miller, Jim, 1983, 84, 85, 86
Mixon, Manley, 1968, 69, 70
Mondelli, Jim, 1967, 68
Patterson, Bobby, 1967, 69
Patterson, Jack, 1963, 64, 65
Phillips, Mose, 1991, 92, 93, 94
Poe, Matt , 1994 (Service)
Powell, Jeff, 1985
Proctor, J. B., 1946, 47, 48
Richardson, Antonio, 2011, 12, 13
Ridley, Reggie, 2001 (Service)
Robertson, Jashon, 2014
Robinson, Tom, 1923, 24, 25
Rogers, Austin, 2007, 08, 09 (Service)
Rogers, Zach, 2009, 10, 11, 12
Saunders, W. Raymond, 1929, 30, 31
Silvey, George, 1968, 70, 71
Smith, Wayne, 1968, 69
Sneed, W. Bush, 1923
Spivey, Jeremy, 1992
Stacey, Dan, 2000, 01
Stone, James, 2010, 11, 12, 13
Talbot, Joe, 1923
Tomlinson, Billy, 1963, 64, 65
Waddell, Ken, 1959, 60
Wade, John, 1979
Williams, Jay, 1977, 78, 79, 80

Newcomb
Sharp, Brad, 2003 (Service)

New Market
Huff, Avery, 1980
Riley, Spencer, 1996, 97, 98, 99 (Capt.)

Newport
Henry, Duan, 1982
Martin, Craig, 1990, 91

Niota
Thompson, Johnny, 1970, 72

Norris
Duncan, Alan, 1978, 79, 80

Oak Grove
Fairfield, C. D., 1897

Oak Ridge
Colquitt, Jerry, 1991, 92, 93, 94
Griffith, Dave, 1952, 53
Grubb, Jim, 1956, 57
Higginbotham, Roger, 1974
Lanter, Bill, 1956, 57
Lee, Alan, 1974
Love, Emmon, 1971, 72, 73
Pope, Jackie, 1960
Richards, Larry, 1960, 61, 62
Shaffer, David, 1971, 72, 73
Stephens, Don, 1958
Summers, Shawn, 1992, 93, 94, 95
Walker, Jeff, 1975

Old Hickory
Clay, Boyd, 1937, 38, 39

Oliver Springs
Kreis, Gary, 1967, 68, 69

Ooltewah
Smith, Jacques, 2010, 11, 12, 13

Paris
Humphreys, Cecil C. (Sonny), 1933, 34, 35
Scholes, Charles, 1954
Smith, Gordon E., 1931, 32, 33
Teague, Marsalis, 2009, 10, 11, 12

Perryville
Striegel, Roy B. (Pap), 1919, 20, 21, 22 (Capt.)

Philadelphia
Wilkerson, Bruce, 1983, 84, 85, 86 (Capt.)

Pikeville
Boynton, John, 1965, 66, 67
Thomas, Houston, 1987, 88, 89

Portland
Bailey, John (Skeeter) W., 1938
McGlothin, Bill, 1970, 71, 72
Wallen, Joe, 1936, 38, 39

Powell
Drummer, Tyler, 2012, 13

Powell Station
Dougherty, Nathan W., 1906, 07, 08, 09 (Capt.)

Pulaski
Abernathy, George T., 1926, 27
Aymett, Julian, 1902, 03
Denbo, Don, 1968, 69, 70
Edgmon, Sam, 2009
Gordon, Bobby, 1955, 56, 57
Redding, Jack, 1944

Rockford
Emert, Justin, 1998 (Service)

Rockwood
Baker, W. G., 1906, 07, 08

Rogersville
Winstead, Jid, 1956

Sale Creek
Holland, Mark, 1992, 93, 94

Savannah
Barnhill, John, 1925, 26, 27 (Capt.)
Kerr, R. V., 1911, 12, 13, 14
Thompson, Joe, 1969, 70, 71

Selmer
Finlayson, Jake, 2002, 03, 05
Finlayson, John, 1998, 99, 00, 01

Sevierville
Cox, William G., 1929, 31
Layman, Jason, 1992, 93, 94, 95 (Capt.)
Mathews, Joey, 1999, 00, 01
McCroskey, Frank, 1952, 53

Sewanee
Majors, Bill, 1958, 59, 60
Majors, Bobby, 1969, 70, 71

Seymour
Atchley, Randy, 1984 (Service)
Galyon, Scott, 1992, 93, 94, 95 (Capt.)

Shelbyville
Coffey, Charles, 1953, 54, 55
Gleaves, Bob, 1956
McCroskey, Clemmons, 1989, 90
Palmer, Edwin C., 1933, 34, 35 (Capt.)
Shofner, Austin C., 1936

Signal Mountain
Sullivan, Jimmy, 1962, 64

Smyrna
Johnson, Marsalous, 2006, 07, 08, 09
Wilks, Rod, 2009, 11, 12

Soddy Daisy
Upton, Mark, 1993

Somerville
Armstrong, Murray, 1956, 57, 58
Bennett, Tom L., 1969, 70, 71
Rike, Jim, 1938, 39

South Pittsburg
Dietzen, Walter N., 1919, 20, 21
Moore, Eddie, 1999, 00, 01, 02 (Capt.)
Neff, Herbert Artie, 1922, 23, 24, 25
Phillps, Jimmie R., 1920, 22
Smith, Kenny, 1997

Sparta
Cantrell, Edd M., 1953, 54, 55, 56
Johnson, Bill, 1955, 56, 57 (Capt.)
Little, Joseph P. (Joe), 1936, 37, 38
Mitchell, Stan, 1963, 64, 65
Mitchell, Steve, 1971, 72, 73

Spring City
Benton, Charles, 1983, 84, 85, 86
Brengle, Bobby, 1952, 53, 54
Douglas, David, 1984, 85
Douglas, Steve, 1983, 84
Gillespie, Charles, 1979, 82

Spring Hill
Gaulden, Rashaan, 2014
Peery, Arnall, 1906, 07, 08, 09
Wells, Scott, 2000, 01, 02, 03 (Capt.)
Wharton, Vic, 2014

Sweetwater
Cleveland, Terence, 1986, 87, 88, 89
Cozart, Joe, 1981, 82
Kile, Jack, 1959
Vick, Warren, 1941

Talbott
Crossley, Andrew, 2003 (Service)

Tellico Plains
Phillips, Ed, 1963
Stratton, Mike, 1959, 60, 61

Ten Mile
Letner, Cotton, 1958, 59, 60

Trenton
Long, R. A., 1942, 45, 46

Tullahoma
Anderson, Malcolm S., 1932, 33, 34
Brixey, Tom, 1948, 49
Campbell, M. R., 1896, 99
Duvall, Jim, 1975, 76, 77
Ellis, Dick, 1967

Tusculum
Doak, Alf, 1920

Union City
Adkins, Stockton, 1955, 56, 57
Jernigan, Tom, 1967, 68
Phillips, Marvin, 1958, 59, 60

Walland
Dalton, Benny, 1968, 69

Dalton, Bob, 1961, 62, 63
Waverly
Baird, Doug, 1987, 88, 89, 90
Waynesboro
McClain, Hubert, 1961
White Bluff
Williams, Robert, 2005 (Service)
Winchester
Fulmer, Phillip, 1969, 70, 71
Hall, Jeff, 1995, 96, 97, 98 (Capt.)
Rudder, Bill, 1971, 72, 73
Woodbury
Robinson, Ray, 1985, 86, 87, 88

■ ALABAMA

Athens
Brown, Wes, 2006, 07, 08, 09
Birmingham
Anderson, Carson, 2012
Browne, David, 1968, 69, 70
Caldwell, Mike, 1972, 73, 74
Crump, Raiques, 2010, 11, 12, 13
Garmon, Bob, 1985, 86, 87
Logan, Kim, 1975, 76, 77
Meek, Bill, 1940, 41, 42
Poole, Robert, 1994, 95, 96, 97
Sutton, Phil, 1978, 79
Bridgeport
Robinson, Tyrone, 1985, 86
Carbon Hill
Darty, Landon, 1955, 56, 57
Florence
Akin, Brent, 1978 (Service)
Anderson, Charlie, DE, 1974, 75, 76
Gooch, Mike, 1965, 67, 68
Gordo
Lanier, Izauea, 2011
Heflin
Wright, Gary, 1966, 67
Homewood
Powers, Rick, 1976, 77
Hoover
Propst, John, 2010, 11, 12, 13
Huntsville
Burns, Mark, 1979, 80, 81
Butler, Ed, 1999, 00, 01
Cooper, Kenneth, 1981, 82, 83, 84
Holloway, Condredge, 1972, 73, 74 (Capt.)
Kent, Jermaine, 2001 (Service)
Kent, Joey, 1993, 94, 95, 96
Malone, Robert, 1976, 78
Moore, Rashad, 1999, 00, 01, 02
Phillips, Greg, 1975, 76
Rowan, Billy Joe, 1946, 47
Swain, Jayson, 2003, 04, 05, 06
Irondale
Hobby, Marion, 1986, 87, 88, 89 (Capt.)
Merdianville
Moon, David, 1984
Mobile
Bohannon, Willie, 2009, 10, 11, 12
Kimbrough, Charles, 1985, 86, 87
Lewis, Roderick, 1990, 91
Martin, Tee, 1996, 97, 98, 99 (Capt.)
Powe, Roc, 1991
Montgomery
Downey, Pat, 1962, 63
Flowers, Richmond, 1966, 67, 68
Trott, Stan, 1970, 71, 72,
Weary, Fred, 1998, 99, 01 (Capt.)
Williams, Keldrick, 2002
Muscle Shoals
Allen, Jason, 2002, 03, 04 (Capt.), 05 (Capt.)

Opelika
Larkins, Corey, 2001, 02, 03, 04
Oxford
Carson, Allan, 2011
Prichard
Bennett, Fred, 1984, 85, 86
Wilson, Charles, 1984, 85, 86, 87
Russellville
Sears, Arron, 2003, 04, 05, 06
Sheffield
Crowson, Larry, 1951
Finch, Kelsey, 1976, 77, 78
Tuscaloosa
Gann, Gene, 1960, 61
Tuscumbia
Summerhill, Deanthonie, 2013
York
Edmonds, H. M., 1896, 97, 1900

■ ALASKA

Fairbanks
Bonham, Shane,1992, 93

■ ARIZONA

Mesa
Binion, Larry, 1995, 96
Phoenix
Fair, Terry, 1994, 95, 96, 97

■ ARKANSAS

Augusta
Turner, James, 2004, 05
Clarendon
Houston, Cedric, 2001, 02, 03, 04
Jonesboro
Coleman, Reggie 1999, 00, 01
Jones, Greg, 2002, 03
Newport
Ratliff, Leslie, 1992, 93, 94
Warren
Fellows, Roshaun, 2004, 05
Kemp, Ricardo, 2006, 07
Smith, Bret, 2003, 2004, 05, 06

■ CALIFORNIA

Antioch
Toeaina, Albert, 2004, 05
Bakersfield
Darr, Matt, 2011, 12
Dunkin, Jim, 1983, 84
Berkeley
Howard, Anthony, 1985, 86
Carson
Burnett, Kevin, 2000, 01, 03 (Capt.), 04 (Capt.)
Moore, Byron, 2011, 12, 13
Compton
Mixon, Dimarya, 2014
Cypress
Alatorre, Steve, 1980, 81
Fountain Valley
Valbuena, Gary, 1972, 73
Granada Hills
Granzow, Judd, 1998, 99
Huntington Beach
Aiello, Sam, 1982
Ishii, Dusty, 2003
Irvine
Gerardi, Greg, 1990
Julian
Pope, Cody, 2010

Kingsburg
Bray, Tyler, 2010, 11, 12
Lomita
Carr, J.R., 2011, 12, 13
Long Beach
Morris, Randall, 1980, 81, 82, 83
Los Angeles
Dafney, Bernard, 1990, 91
Mims, Chris, 1990, 91
Moorpark
Weaver, Mark, 2002 (Service)
Northridge
Clausen, Casey, 2000, 01, 02, 03 (Capt.)
Jackson, Malik, 2010, 11
Oakland
Ransom, Lester, 2005 (Service)
Simmons, Tony, 1982, 83, 84
Paramount
Veal, Demetrin, 2001, 02
Pasadena
Miller, Anthony, 1986, 87
Sacramento
Smith, Onterrio, 1999
Stallworth, Donte', 1999, 00, 01
San Bernardino
Swanson, Eric, 1984, 85
San Diego
Foster, Arian, 2005, 06, 07, 08
San Jose
Wilson, Gibril, 2002, 03
San Ramon
O'Neal, Kenny, 2007
Thousand Oaks
Clausen, Rick, 2004, 05 (Capt.)
Valencia
Rivera, Mychal, 2010, 11, 12
Walnut Creek
Simon, Kevin, 2002, 03, 05
Whittier
Mauriello, Bob, 1966

■ CONNECTICUT

Bridgeport
DeHart, Dick, 1966 (Service)
Dobelstein, Robert, 1942,44 (Capt.), 45
Dobelstein, Russ, 1944, 45, 46
Falco, Joe, 1963, 64
Hubbell, Franklin S. (Bud), 1941, 42, 46
Hubbell, Webster E.,1941
Pedersen, Arnold, 1962, 63
Wildman, Charles, 1944, 45, 46, 47
New Britain
Middleton, Albert, 1932
South Windsor
Symonds, Brad, 1994 (Service)
Stamford
Mayes, Vin, 1966 (Service)

■ DELAWARE

Del Mar
Ellis, Alex, 2014
Wilmington
Davis, Vando, 1986, 87, 88

■ FLORIDA

Apopka
Elmore, Kent, 1988, 89
Smith, Tom, 2013
Bartow
Frazier, Bobby 1963, 64, 65
Boca Raton
Sullenger, Owen, 1996
Bradenton
Anderson, Bill, 1955, 56, 57
Gooden, Bernard, 1999, 00
Brooksville
Bronson, Tom, 1987
Fisher, Tom, 1964, 65
Clearwater
Hunt, George, 1969, 70, 71
Clewiston
Glass, Glenn, 1959, 60, 61
Cooper City
Johnson, Lemond, 2013, 14
Coral Gables
McDougal, Ed, 1974 (Service)
Coral Springs
Palardy, Michael, 2010, 11, 12, 13
Daytona Beach
Lane, Marlin, Jr., 2011, 12, 13, 14
Deerfield Beach
Schaeffer, Brent, 2004
Delray Beach
Clark, Vince, 1982, 83, 84
Jester Nick, 1992, 93, 94, 96
Eau Gullie
Callaway, Richard, 1967, 68, 69
Fort Lauderdale
Cannon, Gary, 1960, 61
Miley, Floyd, 1988, 89, 90, 91
Reich, Phil, 1987
Fort Pierce
Phillips, Vernon, 1980
Frostproof
Harper, Alvin, 1987, 88, 89, 90
Henry, Travis, 1997, 98, 99, 00
Fruit Cove
Peterman, Nathan, 2013, 14
Gainesville
Bronson, Tommy E., 1955, 56, 57
Dickey, Daryl, 1984, 85
Hahn, Jimmy C., 1966, 67, 68 (Service)
Saulsberry, Trevarris
Williams, Jordan, 2011, 12, 13, 14
Graceville
Stokes, Charles, 1950, 51
Immokalee
Saint Preux, Ovince, 2002, 04
Jacksonville
Bynum, Kenny, 2014
Crain, Michael, 2007
Gordon, Milton, 1986
Lambert, Ken, 1971, 72
Nettles, Ray, 1969, 70, 71
Newsome, Scott, 2002, 03, 04
Partin, Maxwell R., 1941, 45, 46
Sollee, Neyle, 1958, 59
Wallace, Randy, 1974, 75, 76
Watts, Jim, 1972, 73, 74 (Capt.)
Key Biscayne
Burke, Greg, 1989, 90
Lake Butler
Thomas, Jimmy, 1967, 68, 69
Lake City
Sandlin, Bobby, 1956, 57, 58
Lake Wales
Thompson, Tony, 1988, 89, 90
Lakeland
Evans, Art, 2008, 09, 10, 11
Harrison, Jim, 1979 (Service)
Largo
Stowers, Donnie, 1977 (Service)
Lauderdale Lakes
Brown, Tony, 2001, 02, 03, 04 (Capt.)
Gray, Daniel, 2012
Mitchell, Cleon, 1993
Williams, Gerald, 2008, 09, 10
Longwood
Dilemme, Bill, 1991
Marianna
Bevis, William (Billy), 1942, 44, 45 (Capt.)
Merritt Island
Brady, David, 1973, 74, 75, 76
Miami
Coleman, Wayne A., 1960, 61, 62
Daniels, Terry, 1979, 80, 81
Morley, Demetrice, 2005, 06, 08
Morris, Horace, 1991, 92, 93 (Capt.)
Powell, Jim, 1942, 46, 47, 48 (Capt.)
Priest, Tom, 1953, 55
Reveiz, Carlos, 1985, 86
Reveiz, Fuad, 1981, 82, 83, 84
Reyes, Orlando, 1986
Simons, Kevin, 1985, 86, 87, 88
Tanner, Larry, 1939
Taylor, Lenny, 1981, 82, 83
Thomas, Dave, 1990
Warren, Buist, 1938, 39, 40
Young, Eddie, 1955
Ziegler, Kelly, 1984, 85, 86, 87 (Capt.)
Midland
Edmiston, Don (Speedy), 1939, 40, 41
Mulberry
Ellis, Carl, 1963, 64
Naples
Herrera, Anthony, 2000, 01, 02, 03
New Smyrna Beach
Peterson, Trey, 1993, 94, 95
Ocala
Edwards, Skip, 1964, 66
Ellspermann, Steve, 1966 (Service)
Lincoln, Daniel, 2007, 08, 09, 10
Orlando
Couch, Maurice, 2011, 12
Howard, Alton, 2012, 13, 14
Palatka
Johnson, Carl, 1970, 71, 72
Pensacola
Payne, Harold (Herky), 1949, 50, 51
Washington, Anthony, 1976
Plantation
Fagan, Jomo, 2002, 03, 04
Ponte Vedra Beach
Bates, Dillon, 2014
Port Orange
Wold, Steve, 1968, 69, 70
Punta Gorda
Reed, Justin, 2003, 04, 05
Riviera Beach
Brown, Richard, 1984, 85
Royal Palm Beach
Battle, Julian, 2001, 02
Sarasota
Archibald, Doug, 1964, 65, 66
Carter, Al, 1955, 56, 57
Hannon, Chris, 2002, 03, 04, 05
Stottlemyer, Dave, 1955, 56, 57
Traa, Michael, 1997
Sebring
Sanders, Jesse, 1992, 93, 94, 95
Shalimar
Coffey, Bryan, 1985
St. Augustine
Hancock, Quintin, 2007, 08, 09
St. Petersburg
Haslam, Jim, 1950, 51, 52 (Capt.)
Hutchinson, Byron, 1942
Nowling, William E., 1940, 41, 42
Sunrise
Vladimir Richard, 2007, 08, 09
Tallahassee
Hand, Omari, 1999, 00, 01, 02 (Capt.)
Robinson, Tony, 1983, 84, 85
Tampa
Bennett, Andy, 1969, 71
Dorsey, Albert, 1965, 67
Edmonds, Derrick, 1996, 97, 98, 99
Gunn, Carlton, 1979
Killian, Gene, 1971, 72, 73
Kiner, Steve, 1967, 68, 69
Shannon, H. I., 1908, 09
Titusville
Storey, Jake, 2009,10
Vero Beach
Jackson, Marcus, 2011, 12, 14
West Palm Beach
Maggitt, Curt, 2011, 12, 14
Winter Garden
Vereen, Corey, 2013, 14

■ GEORGIA

Albany
Revill, William, 2002, 03
Alpharetta
Dobbs, Joshua, 2013
Americus
Burton, Lee Otis, 1978
Parrish, Doug, 1979, 80, 81, 82
Sims, Tommy, 1982, 83, 84, 85 (Capt.)
Whitehead, Mike, 1985, 86, 87
Athens
Allen, David C., 1970, 71, 72
Campbell, Tony, 2000, 01
Smith, Chuck, 1990, 91
Watson, Quenshaun, 2012
Woodruff, George (Bob), 1936, 37, 38
Atlanta
Barron, David, 1974, 75, 76, 77
Berkhan, Rick, 1977 (Service)
Bolton, Chris, 1977, 78, 79, 80
Bullard, Ralph, 1974, 75, 76, 77
Carmichael, Nick, 1971, 72, 73
Furlow, Derrick, 2009

Graddy, Sam, 1985, 86
Heath, Ricky, 1973
Jenkins, Lee, 1980, 81, 82
Johnson, Inquoris (Inky), 2004, 05, 06
Lewis, Jamal, 1997, 98, 99
Myles Jr., Darren, 2009
Rabenstein, Russ, 1973, 74, 75
Terry, Mike, 1979, 81, 82
Wyche, Bubba, 1967, 68

Augusta
Grant, Deon, 1997, 98, 99
Gray, Glenn, 1963, 64, 65
Inglett, Paul, 1959, 60
Krause, Dick, 1958

Bonaire
Sessions, Anthony, 1999, 00

Brunswick
Coleman, Justin 2011, 12, 13, 14

Calhoun
Rogers, Da'Rick, 2010, 11

Cartersville
Leachman, Lamar, 1952, 53, 55

Cedartown
Gammage, Elliott, 1965, 66, 67

Chamblee
Ackermann, Norbert J. Jr., 1963, 64
Cofer, Mike E. , 1979, 80, 81
Spiva, Andy, 1973, 74, 75, 76 (Capt.)

Clarkston
Coleman, Cosey, 1997, 98, 99

Cohutta
Young, Sean, 2000, 01, 02, 03

College Park
Fowlkes, Steven, 2012
Walker, Shon, 1988, 89, 90, 91

Columbus
Bonner, Deion, 2012

Commerce
Overton, Mike, 1973, 74, 75, 76

Conyers
Juin, Reggie, 2013

Cordele
Faircloth, Mallon, 1961, 62, 63

Dalton
Hair, Sammy, 1972, 73, 74
Mayo, Bill, 1981, 82, 83, 84
Raines, Stephaun, 2009
Starling, Marcus, 1977, 78
Thomason, Brett, 2008 (Service)
Townsend, Ricky, 1972, 73, 74
Weatherford, Jim, 1966, 67, 68

Dawsonville
Cunningham, Chad, 2007, 08, 09, 10

Decatur
Chadwick, Dennis, 1970, 71, 72
Chadwick, Walter, 1965, 66, 67
Kell, Chip, 1968, 69, 70

Doraville
Fitchpatrick, Tim, 1973, 74, 75

Douglas
Tucker, Glen, 1976, 77

Douglasville
Grimes, Bill, 2006 (Service)

Dublin
Wynn, Herman D. (Breezy), 1931, 32, 33

Dunwoody
King, Justin, 2012, 13

Ellenwood
Dallas, Vincent, 2011, 12

Fairburn
Berry, Eric, 2007, 08 (Capt.), 09 (Capt.)
Berry, Elliott, 2014
Berry, Evan, 2014

Fayetteville
Neal, Rajion, 2010, 11, 12, 13

Forsyth
Toles, Alvin, 1981, 82, 83, 84

Fort Valley
Davis, Antone, 1987, 88, 89, 90

Ft. Oglethorpe
Poole, Steve, 1973, 74, 75

Gainesville
Johnson, A.J., 2011, 12, 13, 14
West, Tommy, 1973, 74, 75

Girard
Buxton, Buck, 1996, 97

Griffin
Gault, Willie, 1979, 80, 81, 82
Talley, Ben, 1991, 92, 93, 94 (Capt.)
McDaniel, Victor, 1983
Richards, Willie, 1992
White, Fred, 1996, 97, 98, 99

Jesup
Warren, John, 1979, 80, 81, 82

Jonesboro
Greene, Ben, 2004, 05, 06
Horn, David, 1992, 93, 94, 95
Parker, Anthony, 2005, 06, 07, 08
Smith, Tracy, 1990, 91, 92
Sutton, Cameron, 2013

Kennesaw
Randolph, Brian, 2011
Scandrett, David, 1982, 83

Lafayette
Careathers, Paul, 1972, 73, 74
Hannah, Carl, 1956
Shields, Lebron, 1958, 59
Suttle, Chevette, 1980

Lithonia
Golden, Tad, 1998, 99, 00, 01
Stallworth, Thomas, 2001
Thompson, LaMarcus, 2007, 08, 09, 10

Locust Grove
McDowell, Cortez, 2014

Mableton
Cunningham, Rory, 1980
Wheeler, Ronnie, 1973, 74, 75

Macon
Brown, Terry, 1983, 84, 85, 86
Jackson, Leonard, 1980, 81
Kendrick, Edward, 1999, 00, 02
Williams, Owen, 2014

Marietta
Hall, Jason, 2002, 03, 04, 05
Jenkins, Ryan, 2014
McCallum, Chip, 1988, 89
Newman, Philip, 2002, 03 (Service)
Randolph, Brian, 2011, 12, 13, 14
Shaw, Robert, 1975, 76, 77, 78 (Capt.)
Smith, Mike 1973, 75 (Service)
Tinsley, Derrick, 2001, 02, 03, 04
Wilson, Eddie, 1971, 72, 73

Norcross
Croom, Jason, 2013, 14

Oxford
Carter, Dale, 1990, 91

Powder Springs
Johnson, Steve, 1994, 95, 97, 98
Suggs, A.J., 2000

Ringgold
Patterson, Don, 1958, 59, 60

Riverdale
Olasimbo, Roy, 2007
Scott, Chris, 2006, 07, 08, 09

Rome
Darville, Stephen, 2008 (Service)
Doolin, Phil, 1973

Rossville
Scott, Bobby, 1968, 69, 70
Ritchey, Jim, 1954

Savannah
Brown, Victor, 1992, 93
Warren, Dewey, 1965, 66, 67

Scottdale
Frost, Tim, 1992

Stone Mountain
Davis, Jabari, 2001, 02, 03, 04
Mitchell-Thornton, Nigel, 2009, 10, 11
Pearce, Lanny, 1968

Summerville
Parrish, Jarod, 2003, 04, 06, 07

Suwanee
Freeman, Brent, 2008 (Service)
James, Ja'Wuan, 2010, 11, 12, 13

Thomasville
Wilson, Dwight, 1980

Tifton
Holt, Ricky, 1981, 82, 83

Toccoa
Poole, Tauren, 2008, 09, 10 (Capt.), 11 (Capt.)

Tucker
Horne, Kevin, 1998 (Service)
North, Lee, 1978, 79, 80, 81 (Capt.)

Tyrone
Brewer, Brent, 2010, 11, 12, 13

Valdosta
Folsom, Derrick, 1989
Orta, Geraldo, 2012, 13, 14
Rowe, Gary, 1974, 75, 76
Sapp, Dontavis, 2010, 11, 12, 13

Villa Rica
Weaver, Herman, 1967, 68, 69

Warner Robins
Clark, Gregory, 2013
Respert, Jason, 2000, 02, 03, 04 (Capt.)

Waynesboro
Hamilton, Mercedes, 1995, 96, 97, 98 (Capt.)

Woodstock
Harris, Christian, 2012, 13

■ HAWAII

Kahuku
Mapu, Jonathan, 2002, 03, 06, 07

Kailua-Kona
Mahelona, Jesse, 2004, 05 (Capt.)

■ IDAHO

Boise
Aitchison, Bret, 1979
Grant, Stan, 1976
Mohrman, Mike, 1972, 73, 74

Merida
Stowell, Mike, 1989, 90, 91, 92

Twin Falls
Watson, Brent , 1974, 75, 76, 77 (Capt.)
Idaho Falls
White, Brad, 1978, 79, 80 (Capt.)

■ ILLINOIS

Aurora
Munro, Colin, 1951, 53
Bolingbrook
Bandemier, Bill, 1973
Centralia
Lipscomb, Paul, 1942
Chatham
Helm, Daniel, 2014
Chicago
Cameron, A. D. (Scotty), 1912, 14, 15
Johnson, Ramone, 2008
Neal, Karlton, 2001, 02, 03, 04
Urubek, Steve, 1971, 72, 73
Crystal Lake
Fuhler, Tom, 1990, 91
East Moline
Hood, Merlyn, 1970, 71
East St. Louis
Fisher, Armandos, 1993
Hinsdale
Bayless, John D., 1931, 32, 33
Homewood
Fulton, Zach, 2010, 11, 12, 13
Mascoutah
Milton, Matt, 20011
Mt. Prospect
Francis, Jeff, 1985, 86, 87, 88
O'Fallon
Hendrix, Dewayne, 2014
Oak Lawn
Goodrich, Dwayne, 1996, 97, 98, 99
Shorewood
Parker, Eric, 1998, 99, 00, 01

■ INDIANA

Fort Wayne
Hyde, Jerry, 1951, 52, 53
Rushin, Don, 1954
Indianapolis
Banks, James, 2002, 03
LaPorte
Szawara, Al, 1976
South Bend
Henderson, Sam, 1982, 83, 85
Syracuse
Chang, Peter, 2005
Vincennes
Allen, Jimmy, 1970

■ IOWA

Ames
Benson, Chris, 1989
Corydon
Clayton, Rufus, 1922
Davenport
Herrmann, Gary, 1951
Moeller, Gene, 1951, 52
Iowa City
Davis, Dorian, 2006, 07
Marcus
Hueser, Vernon, 1946, 47, 48

■ KANSAS

Lawrence
DeLong, Keith, 1985, 86, 87, 88 (Capt.)
Lenora
Teel, Jerry, 1991
Wichita
Brown, Bryce, 2009
Nelson, Lance, 1990

■ KENTUCKY

Berea
Stocker, Luke, 2007, 08, 09, 10 (Capt.)
Campbellsville
Wagster, John, 1970, 71, 72
Corbin
Bible, Alvah, 1970 (Service)
Danville
Chambers, Harold, 1960
Ford, Chester, 1994, 95, 96
Elizabethtown
Bennett, William R. (Bill), 1956, 57
Bird, Terry, 1964, 65, 66
Fleming
Stapleton, Clayton, 1941, 46, 47
Fort Thomas
Smith, Rob, 2002, 04, 05 (Capt.)
Franklin
Roe, Joe , 1957
Young, Jimmy, 1970, 71, 72
Fulton
Roberts, Louis T., 1928, 29, 30
Hazard
Burklow, Sammy, 1956, 57, 58
Jackson
Fugate, Channing, 2010, 11, 12
Kenvir
Asbury, E. J., 1944, 45
Louisville
Ackermann, Norbert J. Sr., 1939, 40
Autry, Keith, 1974
Cissell, Don, 1959, 60
Coleman, Chuck , 1981, 82, 83
Embry, Jim, 1974
Hayden, Jerrod, 1997
Jackson, Bernard, 1998, 99, 00, 01
Johnson, Shawn, 1996, 97
Jones, Montrell, 2001, 02
Klarer, Rudolph (Rudy), 1941, 42
Lampley, Brad, 1996
Marquart, Cliff, 1959, 60, 61
McQuady, Claude, 1945
Mulloy, Richard, 1939, 40, 41
Taylor, Leland, 1993, 94
Theiler, Gary, 1969, 70, 71
Thomas, Brent, 2000
Mayfield
Stephenson, Casey, 1944, 45
Middlesboro
Fuson, Clyde (Ig), 1942
Murray
Porter, Steve, 1976, 77, 78
Richmond
Faulkner, Craig, 1990, 91, 92, 93 (Capt.)
Morton, Robert, 1975
Somerset
Hunter, George L., 1936, 37, 38
Jasper, Bill, 1949, 50, 51
South Fulton
Lowe, Jim, 1963, 65

■ LOUISIANA

Abbeville
Mitchell, Jason, 2002, 03, 04, 05
Baton Rouge
Gaines, Cory, 1995, 96, 97
LaCoste, Kelley, 1967
Lathers, Herman, 2009, 10, 12
Thomas, Dallas, 2009, 10, 11, 12
Carencro
Taylor, Lucas 2006, 07, 08 (Capt.)
Clinton
Waggner, Prentiss, 2009, 10, 11, 12
Covington
Silvan, Nilo, 1992, 93, 94
Destrehan
Brown, Chris, 2004, 05, 06, 07
Lafeyette
Begnaud, Shane, 1993, 95, 97
Pratt, Troy, 1996
Shaw, Jarrod, 2008, 09, 10
Lake Charles
Jackson, Janzen, 2009, 10
Marrero
Reado, Jarvis, 1995, 97, 98
Metarie
Chauvin, Christian, 2001 (Service)
Davis, Harlan, 1990
New Orleans
Lauricella, Hank, 1949, 50, 51
Manning, Peyton, 1994, 95, 96, 97 (Capt.)
Thompson, Raynoch, 1997, 98, 99
Norco
Emery, John, 1993, 94
Sentimore, Darrington, 2012
Plaquemine
Williams, Ja'Kouri, 2005, 06, 07
River Ridge
Beron, Billy, 1994, 95, 96
Ruston
Peace, Robert, 2000, 01, 02, 03
Shreveport
Wade, Jonathan, 2002, 04, 05, 06
Zachary
Scott, Leonard, 1999, 00, 01, 02

■ MARYLAND

Accokeek
Harris, Paul, 2013
Baltimore
Brandau, Arthur, 1942
Creamer, Andre, 1984, 85, 86, 87
Kyler, Greg, 1995
Cumberland
Gaffney, James T., 1941, 42
Hagerstown
Freeman, Dewayne, 1992
Martin, Fred, 1963, 64
Oxen Hill
Duncan, Clyde, 1981, 82, 83
Severn
Henson, Tavio, 1989, 90, 91, 92
Ruth, Rodney, 1992
Severna Park
Green, Ron, 1995, 96, 97, 98
Silver Springs
Smithers, Bob, 1956

■ MASSACHUSETTS

Brockton
Gold, Bill, 1941, 42, 46
Kaseta, Vince, 1949, 50, 51
Danvers
Burnham, Bruce, 1954, 55, 56
Lawrence
Sweeney, Terry, 1953
Peabody
DeLucca, Jerry, 1954, 55

■ MICHIGAN

Birmingham
Tracy, Tom, 1953, 54
Detroit
Hayden, Aaron, 1991, 92, 93, 94
Vest, Roger, 1951, 52
Flint
Miller, Michael, 1980, 81, 82
O'Brien, Danny, 2013, 14
Mt. Pleasant
Hartman, Kip, 2003 (Service)
Oxford
Bates, Jim, 1966, 67
Saginaw
Arnett, DeAnthony, 2011
McDaniel, Terry, 1984, 85, 86, 87

■ MISSISSIPPI

Brandon
Atherton, Myles, 1998 (Service)
Charleston
Pritchard, Ken, 1962, 63
Tedford, Gene, 1963
Collins
McNeil, Josh, 2006, 07, 08, 09 (Service)
Flora
Haralson, Parys, 2002, 03, 04 (Capt.), 05 (Capt.)
Hattiesburg
Heath, Chris, 2002, 03
Jackson
Overstreet, Will, 1998, 99, 00, 01 (Capt.)
Long Beach
Mitchell, Xavier, 2004, 05, 06, 07
Magnolia
Ratliff, Billy, 1996, 97, 98, 99 (Capt.)
McCall Creek
Jordan, Dick, 1942, 46
Natchez
Berry, James, 1978, 79, 80, 81 (Capt.)
Session, Steve, 1991, 92
Olive Branch
Walls, Marlon, 2009, 11, 12, 13
Thomas, Victor, 2008, 10
Southhaven
Veazey, Burney, 1998, 99, 00
Starkville
Woods, Casey, 2005, 06, 07
Vicksburg
Darden, Brian, 1996, 97

■ MISSOURI

Cape Girardeau
Tullis, Jeff, 1989, 90, 91, 92
Joplin
Cockrell, Alan, 1981, 82, 83
Raytown
Roach, Gary, 1975
Salem
Jones, Eli, 2001 (Service)
St. Louis
Bergmeier, Ron, 1947, 48, 49
Jenkins, DeRon, 1992, 93, 94, 95
Morrow, Russ, 1944, 45
Pfeiffer, Scott, 1993, 94, 95
Wood, Caroll, 1945
Sykesville
Dutton, Cliff, 1992

■ NEW JERSEY

Brick
Panuska, Pete, 1984, 85, 86
Camden
Baker, Rashad, 2000, 01, 02, 03 (Capt.)
McBride, Turk, 2003, 04, 05, 06
Cedar Grove
Zecchino, Nick, 1986, 87, 88
Chatham
Amsler, Greg, 1986, 88, 89, 90
Delran
Duff, Bill, 1994, 95, 96, 97
East Orange
Lane, Eric, 1993, 94, 95, 96
Englewood
Hampton, Anthony, 1994, 95, 97
Flemington
Miller, Darrin, 1984, 85, 86, 87
Franklin Lakes
Simms, Matt, 2010, 11
Mendham
Zander, Carl, 1981, 82, 83, 84 (Capt.)
New Brunswick
Meseroll, Norman, 1946, 47, 48, 49
Passiac
Henton, Sterling, 1987, 89, 90
Paterson
Schwartzinger, Jimmy, 1940, 41
Rotella, Al, 1942, 46, 47
Saddle Brook
Marren, Bill, 1977, 78, 79, 80
Union
Taylor, Frank, 2003 (Service)
Verona
Rotella, Jamie, 1970, 71, 72 (Capt.)

■ NEW YORK

Albany
Peppers, Victor, 1984, 85, 86, 87
Caledonia
Poles, Roland, 1987, 88, 89, 90
East Amherst
Epstein, Adam, 1988
Epstein, Jason, 1992 (Service)
Hempstead
Oleksiak, Pat, 1952, 54
Horseheads
Baldini, Ralph, 1961
Hudson Falls
LaSorsa, Mike, 1958, 59, 60 (Capt.)
Long Island
Nickla, Ed, 1951, 52
New Paltz
Davis, Charles, 1983, 84, 85, 86
New York
Melas, Alex 1966, (Service)
Niagara Falls
Holohan, Francis, 1950, 51, 52
North Tonawanda
Beutel, Jim, 1954, 55 (Capt.)
Gust, Ron, 1952, 53, 54
Urbano, Bobby, 1956, 57, 58 (Capt.)
Urbano, Roger, 1954, 55, 56
Riverhead
Lukowski, Joe, 1957, 58, 59
Rochester
Jarvis, Ron, 1965, 66, 67
Rome
Davis, Kevin, 1974, 75, 76
Myslinski, Tom, 1988, 89, 90, 91
Syracuse
Jones, Marc, 1989, 90
Williamsville
Epstein, Adam, 1988
Schoenle, Bill, 1991

■ NEVADA

Las Vegas
McGruder, Lynn, 2000
Reno
Borgognone, Dirk, 1987
Gooch, Darin, 2010, 12

■ NORTH CAROLINA

Asheville
Bryson, William J., 1940
Gudger, V. L., 1902, 3
King, Craig, 1994, 95, 96
Little, Leonard, 1995, 96, 97 (Capt.)
Tucker, Josh, 1996, 97, 98, 99
Bessemer City
Crosby, Phillip, 1997, 98, 99
Bryson City
Shuler, Benjie, 1993, 95, 96, 97
Shuler, Heath, 1991, 92, 93
Canton
Gibson, Brent, 1993, 94, 95, 96
Williams, Tom, 1960, 61, 62
Catawba
Burton, Shane, 1992, 93, 94, 95
Chandler
Ensley, Jerry, 1960, 61, 62
Charlotte
Boulware, Robert, 2002, 03, 04
Gaither, Omar, 2002, 03, 04, 05
Leak, C.J., 2002, 03, 04
Lloyd, DeAngelo, 1997, 98, 99, 00
Pearman, Bill, 1947, 49, 50, 51
North, Marquez, 2013
Staley, Maurice, 1994, 95
Vereen, Daryl, 2008, 09, 10, 11
Clemmons
Wendelboe, Kevin, 1991
Concord
Graham, Jay, 1993, 94, 95, 96
Fayetteville
Kirkland, Aaron, 2002
Forest City
Smith, Chavis, 2000, 01, 02, 03
Whiteside, Keyon, 1999, 00, 01, 02
Franklin
Bryson, Shawn, 1995, 96, 97, 98 (Capt.)
Greensboro
Ford, Glenn, 1979, 80
Moseley, Emmanuel, 2014
Harmony
James, Andre, 1998, 99, 00, 01
Havelock
Vickers, Kendal, 2014

Hendersonville
Marvin, Mickey, 1973, 74, 75, 76
Morgan, Ed, 1950, 51, 52
Hickory
Johnson, Austin, 2008, 09, 10, 11 (Capt.)
Jamestown
Rumsey, Tim, 1979, 80, 81, 82
Kannapolis
Stanback, Haskel, 1971, 72, 73
Lawndale
Briscoe, Josh, 2005, 06, 07
Maiden
Ramseur, Chris, 1997, 98
Marshville
Colston, Travis, 1999, 00
Mt. Airy
Gruble, John, 1947, 48, 49, 50
Murphy
Alexander, Frank, 1950, 51, 52
Pickens, Carl, 1989, 90, 91
New Bern
Hardesty, Montario, 2006, 07, 08(Capt.), 09 (Capt.)
New London
Owens, O.J., 2001, 03
Norton
McGuire, R. L., 1910, 11, 12
Raeford
Cameron, Bill, 1963, 64, 65
Raleigh
Coleman, Lee, 1969
Leach, Sonny, 1970, 71, 72
McCullers, Daniel, 2012, 13
Ussery, Bob, 1952, 53
Salisbury
Pulliam, Robert, 1972, 73, 74
Yarbrough, John, 1973, 74, 75
Shelby
Briscoe, Josh, 2008
Sneads Ferry
Ingram, Mark, 1995, 96
Statesville
Graham, Bobby, 1999, 00, 01
Sylva
Streater, Jimmy, 1977, 78, 79 (Capt.)
Thomasville
Smith, Jerry, 1964, 65, 66
Turnage, Gordon, 1969, 71, 72
Valdese
Williams, Bob, 1954, 55
Warrenton
Terry, Corey, 1996, 97, 98
Waynesville
Crompton, Jonathan, 2006, 07, 08, 09 (Capt.)
Weaverville
Hightower, Chris, 2000
Robinson, Harvey L., 1931, 32
Wingate
Marsh, Steven, 1999, 00, 01, 02
Winston-Salem
Graham, Conrad, 1970, 71, 72
Wardlow, Antonio, 2006, 07

■ OHIO

Akron
Lewis, LaTroy, 2013, 14
Reynolds, Antonio, 2004, 05, 06, 07
Alliance
Hill, Alden, 2013
Cincinnati
Blaylock, Brad, 2001 (Service)
Fletcher, Mark, 1988, 89, 90, 91
Gayles, Mike, 1974, 75, 76
Hardy, Darryl, 1988, 89, 90, 91
James, David, 1980, 81, 82
Jester, Mike, 1978, 79
Martin, Ben, 2007, 08, 09, 11 (Capt.)
Meyer, Charles, 1951
Rapien, Mike, 1988, 89, 90
Reynolds, Art, 1971, 72, 73
Reynolds, Jack, 1967, 68, 69
Sabato, Al, 1942
Schaffer, Joe, 1957, 58, 59 (Capt.)
Turnbow, Jesse, 1975, 77
Webster, Chris, 1977
Wiesman, Dylan, 2013
Williams, Russ, 1974, 75, 76, 77
Clarksburg
Johnson, Louis B. (Farmer), 1926, 27, 28
Cleveland
Barbish, Bill (Moose), 1951, 52, 53
Fisher, Bob, 1951, 52, 53
Hancock, Anthony, 1978, 79, 80, 81
Hust, Al, 1940, 41, 42 (Capt.)
Hust, Emil R., 1939, 41
McGee, Tim, 1983, 84, 85 (Capt.)
Morgan, Anthony, 1988, 89, 90
Stroud, Jack, 1947, 48, 49, 50 (Capt.)
Columbus
Canini, Pat, 1963
Naumoff, Paul, 1964, 65, 66 (Capt.)
Dayton
Brown, Laron, 1983
Days, Kelly, 1987, 88, 89, 90
McCullough, Andy, 1994, 95, 96, 97
McNamara, Jim, 1966
Price, Peerless, 1995, 96, 97, 98
Glendale
Rotroff, Roger, 1951, 52, 53
Hamilton
Myers-White, Adam, 2006, 07, 08
Hopedale
Trupovnieks, Jani, 1980, 81
Jamestown
James, Roland, 1976, 77, 78, 79 (Capt.)
Lancaster
DeFillippo, Joe, 1975 (Service)
Lima
Howard, William, 1984, 85, 86, 87
Mansfield
Ernsberger, Dick, 1949, 50, 51
Weber, Nick, 1939, 40
Mason
Munoz, Michael, 2000, 02, 03 (Capt.), 04 (Capt.)
Massillon
Daniels, Tim, 1979
Molinski, Ed, 1938, 39, 40
Mentor
Miner, Jim, 1947, 48, 49
Middletown
Blake, Tom, 1945
Truss, Shawn, 1989
Minster
Wolf, Ethan, 2014
New Philadelphia
Simionetti, Leonard, 1940, 41
Orrville
Denson, Keith, 1988, 89
Parma
Olszewski, Jeff, 1979, 80, 81
Sandusky
Schwanger, Ted, 1952, 53
Sharonville
Rose, Roy Eugene, 1933, 34, 35
South Euclid
Branisel, A.J., 2013
Springfield
Costello, Mike, 1959
Evey, Dick, 1961, 62, 63
Howard, Joey, 1986, 87
Steubenville
Chadnock, John, 1944, 45
Paidousis, Mike, 1944, 45, 46
Toledo
Gordon, Rodney, 1990, 91, 92
Lincoln, Jeremy, 1987, 88, 90, 91
Webb, Chuck, 1989, 90
Washington Ct. House
Smith, Carl E., 1956, 57, 58
Wellston
Potts, Tommy, 1956, 57, 58
Willoughby
Tanner, Don, 1949
Zanesville
McBride, Junior, 1981

■ OKLAHOMA

Commerce
Furnas, Doug, 1981, 82
Furnas, Mike, 1982, 83
Edmond
Brown, Eric, 1996, 97
Jenks
Patterson, Ryan, 1990, 92, 93
Lawton
Austin, Raymond, 1993, 94, 95, 96 (Capt.)
Midwest City
Oku, David, 2009, 10
Oklahoma City
Hough, Joe, 1976, 77
Jones, Gerald, 2007, 08, 09, 10
Riffer, Eric, 1990, 91
Robinson, Diron, 1995, 96, 97, 98
Ryan, Pat, 1977
Stillwater
Johnson, Tom, 1963
Tulsa
Brown, Jonathan, 1994, 95, 96, 97
Johnson, Brandon, 2003
Meachem, Robert, 2004, 05, 06
Nash, Marcus, 1994, 95, 96, 97
Wyandotte
Derwin, Jim, 1963

■ OREGON

Hillsboro
Ainge, Erik, 2004, 05, 06, 07

■ PENNSYLVANIA

Aliquippa
Singer, Curt, 1980, 81, 82, 83
Allentown
Brozowski, John, 1969 (Service)
Ambridge
Lucci, Mike, 1960, 61 (Capt.)

Belle Vernon
Rechichar, Bert, 1949, 50, 51 (Capt.)
Berwick
DeMelfi, Joe, 1962
Blairsville
Baracca, Marty, 1960, 61
Bradenville
Yanossy, Frank, 1967, 68, 69
Chester
Gallagher, Joe, 1973, 74, 75, 76
Cheswick
Schultz, Don, 1958
Donora
Galiffa, Art, 1964, 66
Easton
Mark, Alton S., 1931, 32, 33
Eddystone
McGeehan, Chick, 1968
Erie
Mathis, Andre, 2006, 08
Hazelton
Hicks, Bob, 1947
Sekanovich, Dan, 1951, 52, 53
Indiana
Christian, Bill, 1977, 79
Johnstown
Price, Royal, 1942, 46, 47
Kane
Hillman, Bill, 1942, 46
Lansford
Vowell, Richie, 1924
Vugrin, James, 1946, 47, 48, 49
Leechburg
Kolenik, Vic, 1951, 52
Levittown
Kremser, Karl, 1967, 68
Manongahela
Gearing, Paul, 1946, 47, 48, 49
McKees Rocks
Kolinsky, Frank, 1955, 56, 57
Vituccio, Gary, 1965
Midland
Hibbard, Bob, 1954, 55, 56
Mt. Pleasant
Surlas, J. J., 1989, 90, 91, 92
Munhall
Stupar, Francis, 1949
Murrysville
Catanzano, Jon, 2005 (Service)
New Kennsington
Maiure, Joe, 1950, 51, 52
New Washington
Smargiasso, Heath, 1994, 95
Philadelphia
Bellis, Leonard, 1945
Glascott, Bob, 1956
Lis, Stan, 1952
Markloff, Dave, 1949
Mayock, Dick, 1952
McFadden, Bud, 1955
McWilliams, John, 1954
Michels, John, 1950, 51, 52
Petrella, Bob, 1963, 64, 65
Weisenberg, Andrew, 1908, 09
Pittsburgh
Balitsaris, George, 1946, 47, 48
Balitsaris, Mike, 1939, 40, 41
Streno, Glenn, 1981, 82, 83
Scranton
Drost, Ray, 1942, 46, 47
Sharon
Molaskey, Ron, 1965
Smithport
Petruzzi, Leo, 1932, 33
Spring City
Tanara, Al, 1962, 63, 64
St. Michael
Kozar, Andy, 1950, 51, 52
Sykesville
Gudalis, Bill, 1958
Tamaque
Becker, Hubert, 1947

Wallingford
Jones, Mark, 2000, 01, 02, 03
Godzak, Ed, 1952
Williamsport
Bordinger, Don, 1951
Windber
Zvolerin, Bob, 1963
Yeadon
Meneses, Oscar, 1944

■ RHODE ISLAND

Cranston
Polofsky, Gordon, 1949, 50, 51
Pawtucket
Elkas, Ray, 1948, 49
Providence
Carpenter, Don, 1969, 70
Russas, Al, 1946, 47, 48
Slater, Walter, 1941, 42, 46 (Capt.)

■ SOUTH CAROLINA

Aiken
Schofield, JerQuari, 2010
Anderson
Ellis, Shaun, 1997, 98, 99
Charleston
Williams, Martin, 1988, 89,
Clio
Ayers, Robert, 2005, 06, 07, 08 (Capt.)
Columbia
McDaniel, Tony, 2003, 04, 05
Conway
Brown, Jake, 2008 (Service)
Darlington
Gandy, Richie, 2004, 05
Weatherford, Derrick, 1965, 66, 67
Dillon
Chavis, John, 1977, 78
Easley
Morgan, Stanley, 1973, 74, 75, 76
Gaffney
Coleman, Jeff, 1995, 96, 97, 98
Miller, Jaylen, 2014
Stevenson, Dominique, 1998, 99, 00, 01
Greenville
Merritt, J. B. 1968, (Service)
Mills, Joe, 1973, 74,
Greer
Cannon, Sinclair, 2005, 06, 07
Hartsville
Haynesworth, Albert, 1999, 00, 01
Hopkins
Alston, Chris, 1992
Myrtle Beach
Sumpter, Nate, 1977, 79
North Charleston
Gowdy, Jerry, 1962, 63
Norway
Brimfield, William, 2009
Pineville
Smalls, Terriea, 2002, 03
Rock Hill
Hefney, Jonathan, 2004, 05, 06, 07
Patterson, Cordarrelle, 2012
Worley, Justin, 2011, 12, 13, 14
Simpsonville
Jolley, Jack, 1979, 80
Sumter
Pair, Marques, 2013, 14
St. Mathews
Willingham, DeAngelo, 2007, 08
Union
Gregory, Kevin, 1997, 98, 99
Young, Eric, 2005, 06, 07
Walterboro
Walker, Darwin, 1997, 98, 99 (Capt.)
Wellford
Miller, Corey, 2010, 11, 12, 13

■ TEXAS

Bogata
Davis, John (Tex), 1951, 52
Carrollton
Weatherd, Chris, 2014
Dallas
Epps, Cortney, 1994
Levine, Mark, 1995, 96, 97
McNeil, LaDarrell, 2012, 13
Verner, Randy, 1974, 1975
Williams, Todd, 1994
Young, Carroll, 1956, 57
DeSota
Hale, Troy, 1985
Hendrix, Tim, 1983, 84, 85, 86
Hunt, Brian, 1985, 86, 87
Pryor, Wesley, 1983, 85, 86
Flower Mound
Stephens, Nick, 2008
Fort Worth
Miles, Willie, 1998, 99, 00, 02
Friendswood
Johnson, Johnathon, 2013, 14
Garland
Diogu, Eric, 1996, 97, 98
Parker, Jason, 1992, 93, 94, 96
Houston
Asumnu, Stanley, 2006 (Service)
Killeen
Barnum, Greg, 1999
LaMarque
Douglas, Cody, 2002, 03, 04, 05 (Capt.)
Midland
Leaverton, David, 1998, 99
Mt. Pleasant
Drummond, Keith, 1954, 55
Phillips
Fowler, W. S. (Monk), 1947
Plainview
Tudor, D. Vincent, 1927, 28
Port Neches
Aguillard, Kyle, 1977, 78, 79
Sherman, Craig, 1899
San Antonio
McKenzie, Nevin, 2007, 08
Sonora
Wright, George, 1957, 58

Spring
Cambell, Corey, 2003, 04, 05
Stephenville
Stewart, Branndon, 1994
Tatum
Creer, Lennon, 2007, 08, 09
Moore, Denarius, 2007, 08, 09, 10

■ VIRGINIA

Abingdon
Knight, Steve, 1981, 82, 83
Alexandria
Foster, Clifton, 1983 (Service)
O'Neal, Art, 1963
Annandale
Frere, Rob, 1970, 71, 72
Frere, Ron, 1972 (Service)
Appalachia
Huneycutt, Ralph, 1947, 48, 49
Bassett
Mattox, Bruce, 1961, 62
Bristol
Feathers, Beattie, 1931, 32, 33
McEver, Gene, 1928, 29, 31
Smith, Thomas, 1938, 39
Walls, Alex, 1999, 00, 01, 02
Wilson, Darryal, 1981, 82
Chesapeake
Stewart, Clifton, 1967, 68
Danville
Flora, Charles, 1949, 50
Martin, Ray, 1951, 52
Dumfries
Stewart, Antwan, 2003, 05, 06
Fairfax
Behrens, John, 1975, 76 (Service)
Falls Church
Garner, Charlie, 1992, 93
Farmville
Carter, George, 1950
Gate City
Dougherty, Joe Q., 1933, 35, 36
McMeans, Neal, 1966, 67, 68
Quillen, Ford, 1958
Sivert, Jim, 1949
Wolfe, Dennis, 1976, 77, 78 (Capt.)
Hampton
Jeffers, Lemont Holt , 1978, 79, 80, 81 (Capt.)
Kelly, Todd, 1989, 90, 91, 92 (Capt.)
Mayo, Jerod, 2006, 07
Wilson, James, 1989, 91, 92, 93 (Capt.)
Vinson, Brent, 2007, 08
Lynchburg
Hubbard, Bill, 1953, 54
Hubbard, Hal, 1951, 52, 53
Wade, Jimmy, 1951, 52, 53, 54
Max Meadows
Thomas, Coleman, 2014
Maxwell
Fisher, Buddy, 1961, 62, 63 (Capt.)
Newport News
Emanuel, Frank , 1963, 64, 65
Hahn, Jimmy R., 1949, 50, 51
Pearson, Von, 2014
Norfolk
Beard, Ed, 1961
Butler, Dan, 1951, 53
Daffer, Ted, 1949, 50, 51
DeLong, Ken, 1967, 68, 69
DeLong, Steve, 1962, 63, 64 (Capt.)
Lyons, Vernon, 1950, 51
Martin, David, 1997, 98, 99, 00
Mitchell, Marvin, 2002, 03, 05, 06
Sherrill, J. W., 1948, 49, 50
Yancey, David, 2004, 05, 06
Pennington Gap
Kirk, Todd, 1985, 86, 87
Petersburg
Earl, Richard, 1970, 71, 72
Portsmouth
Brunson, Mario, 1990, 91, 92, 93
Coggins, Roger, 1948, 49
Griesbach, Bob, 1952
Waff, Wayne, 1962

Radford
Mauck, Mike, 1974, 75, 76
Richlands
McGlothlin, Matt, 2003, 05, 06
Richmond
Wood, Lee, 1989, 90
Salem
Webb, Charlton, 1975, 77, 78
Staunton
Kluge, Steve, 1979, 80, 81, 82
Stephens City
Washington, Kelley, 2001, 02
Tazewell
Beavers, Brent, 1997
Virginia Beach
Adams, Mark, 1988, 89, 90, 91
Fayton, C.J., 2002, 03, 04, 05
Hunter, Justin, 2010, 11, 12
Wise
Carter, J. W., 1959, 60, 61
Woodbridge
Frazier, Savion, 2007, 08, 09, 10
Yorktown
Hovanic, Mark, 1985, 86, 87

■ WASHINGTON

Seattle
Puki, Craig, 1975, 76, 77, 78 (Capt.)

■ WEST VIRGINIA

Alderson
Shields, David, 1961
Shires, Marshall (Abe), 1938, 39, 40
Beckley
Romine, Dave, 1940
Bluefield
Davis, Bob, 1949, 50, 51
Fisher, Jody, 1941, 42
Milchin, Jerry, 1961, 62, 63
Steiner, Max, 1938, 39, 40
Buckhannon
Gurdak, Matt, 2002, (Service)
Century
Cvetnick, John, 1954
Charleston
Crutchfield, Todd 1987, (Service)
Heydrick, Paul D., 1929
Huffman, Dick, 1942, 46
McCartney, Ronnie, 1973, 74, 75 (Capt.)
Moore, Mark, 1988, 89
Stephenson, Dave, 1946
Thayer, Harry J. (Hobo), 1928, 29, 30 (Capt.)
Zontini, Lawrence, 1942
Hillsboro
Bartholomew, Sam, 1937, 38, 39 (Capt.)
Hinton
Shires, Pat, 1950, 52, 53
Huntington
Tardy, Drew, 2006 (Service)
Madison
Myers, James A. (Jim), 1941, 42, 46
Matawan
Howard, Ermel, 1946, 47, 48
Montgomery
Lloyd, Owen C., 1941, 42
Morgantown
Bailey, Carey, 1988, 89, 90, 91
New Cumberland
Woofter, Jim, 1974, 75, 76
North Fork
Pike, Patrick (Buddy), 1944, 45, 46
Princeton
Sizemore, Bernie, 1949, 50
Scarbro
Cafego, George, 1937, 38, 39
St. Albans
Coleman, Jimmy L., 1938, 39, 40
Mitchell, Charles T., 1941, 42, 43
Welch
Callaway, Tom, 1967, 68, 69
Wheeling
Reineke, Charles W., 1928, 29, 30

■ WISCONSIN

Appleton
Williams, Cliff, 1956
Milwaukee
Thomas, Alfred, 1937, 38, 39

■ WASHINGTON D.C.

Herzbrun, Lon, 1955, 56, 57
McCoy, Rico, 2006, 07, 08, 09
Payne, D'Andre, 2014

■ CANADA

Hamilton, Ontario
Sanderson, Dale, 1983
Lachine, Quebec
Danychuk, Bill, T, 1964
St. Hubert, Quebec
Dumont, Guillaume, 2003 (Service)
Winnipeg, Manitoba
Yatkowski, Paul, 1992, 93

■ GERMANY

Berlin
Ritzmann, Constantin, 1999, 2000, 01, 03 (Capt.)
Stuttgart
Johnson, Jakob, 2014

ALL-TIME FOOTBALL STAFF

■ ASSISTANT COACHES

Adkins, Greg (Marshall 1989)—Tight Ends, Offensive Line, Recruiting Coordinator 2003-2004; Tight Ends, Director of Recruiting 2005. Offensive Line 2006-08.
Ansley, Derrick (Troy 2005) — Cornerbacks 2012.
Altizer, Scott (Furman 1993)—Senior Services Administrative Assistant/High School Relations 1999-2004; Coordinator Football Operations 2005-08; Director/Event Management 2009; Director of Football Relations 2010-14.
Amedee, Lynn (LSU 1963)—Quarterbacks 1979.
Anderson, Bill (Tennessee 1958)—Offensive Ends 1964.
Avezzano, Joe (Florida State 1965)—Offensive Line 1977-79.
Azzanni, Zach (Central Michigan 1999) — Wide Receivers/Recruiting Coordinator 2013-Present.
Baggett, Charlie (Michigan St. 1976) —Asst. Head Coach, Wide Receivers 2010-11.
Bailey, John W. (Tennessee 1939)—Line 1955-63.
Bajakian, Mike (Williams, Mass. 1996) — Offensive Coordinator/Quarterbacks 2013-14.
Baker, Bill (Tennessee 1969)—Offensive Ends 1976.
Barnhill, John H. (Tennessee 1928)—Freshmen 1931-34, Line 1935-40; Head Coach 1941-45.
Barry, Mike (Southern Illinois 1969)—Offensive Line 1998-2002.
Bates, Jim (Tennessee 1968)—Linebackers 1989.
Battle, William R. (Bill) (Alabama 1963)—Off. Ends 1966-69; Head Coach 1970-76.
Bennett, Buddy (South Carolina 1961)—Defensive Backs 1970.
Bevis, Bill (Tennessee 1945)—Backfield 1948-49.
Blackburn, David (Tennessee 1989)—Assistant Recruiting Coordinator 1993; Administrative Assistant 1994-98. Assistant AD Football Administration and Compliance 1999-2003; Asst. AD Administration 2004-08; Senior Associate AD/Administration and Football Operations 2009-2013.
Brackett, Deke (Tennessee 1934)—Assistant Freshmen 1934; Backfield 1935.
Bradley, Mark (Samford 1969)—Junior Varsity 1991; Tight Ends 1992-95; Offensive Line 1996-97; Tight Ends/Assistant Offensive Line 1998-2000.
Britton, William H. (Bill) (Army 1916)—Ends 1926-34; Head Coach 1935; Ends 1936-42, 1946.
Brooks, Dan (Western Carolina 1976)—Defensive Line 1994-98, 2003-Present; Defensive Line/Recruiting Coordinator 1999-2002, Defensive Line 2003-08.
Brown, Kippy (Memphis State 1977)—Receivers 1983-89; Assistant Head Coach/Receivers 1993-94; Receivers/Interim Head Coach 2009.
Bumpas, Dick (Arkansas 1971)—Inside Linebackers 1985-88.
Burney, Jacob (Tennessee-Chattanooga 1981)—Defensive Line 1993.
Cafego, George (Tennessee 1940)—Backfield & Kickers 1955-63; Scout & B Squad 1964-73; Kickers 1974-84.
Caldwell, Chan (Tennessee 1948)—Ends 1949-54.
Caldwell, Steve (Arkansas State 1977)—Defensive Ends/Special Teams 1995-2005; Defensive Ends 2006-08.
Capers, Dom (Mount Union 1972)—Defensive Backs 1980-81.
Catavolos, George (Purdue 1967)—Defensive Backs 1982-83.
Chancey, Ralph (Tennessee 1949)—Backfield 1950-63; Administrative Assistant 1979-88.
Chaney, Jim (Central Missouri State 1985) — Offensive Coordinator/Running Backs 2009-11; Offensive Coordinator 2012.
Chavis, John (Tennessee 1979)—Graduate Assistant 1979; Defensive Line 1989; Linebackers 1990-94; Defensive Coordinator 1995-1998; Assistant Head Coach/DefensiveCoordinator/Linebackers 1999-2004; Assoc. Head Coach/Defensive Coordinator/Linebackers 2005-08.
Clawson, Dave (Williams 1989)—Offensive Coordinator/Quarterbacks 2008.
Coe, Charlie (Kansas State 1973)—Receivers 1990; Running Backs 1991-92.
Coffey, Charles (Tennessee 1956)—Defensive Line 1963-65.
Coiner, Charlies (Catawba 1983)—Special Teams/Tight Ends 2012.
Conklin, Josh (Dakota State 2003) — Safeties 2012.
Conlin, Jon (Virginia Tech 1972)—Defensive Backs 1976.
Cool, W.C. (Cornell)—Line 1917.
Cornwell, Thomas H. (Washington & Jefferson)—Line 1920.
Cox, Bill (Florida State 1968)—Quarterbacks 1977-78.
Cregg, James (Colorado State 1997) — Offensive Line 2009.
Cutcliffe, David (Alabama 1976)—Part-time 1982; Tight Ends—1983-88; Running Backs 1989; Quarterbacks 1990-91; Passing Game Coordinator /Quarterbacks 1992; Offensive Coordinator/Quarterbacks 1993-94; Assistant Head Coach/Offensive Coordinator/Quarterbacks 1995-98, 2006-07.
Davis, Bob (Tennessee 1952)—Freshmen 1966-68; Defensive Ends 1969; Scout Squad 1970; Freshmen 1971-73; Junior Varsity 1974-75; Administrative Assistant to Athletics Director 1976-85; Assistant AD/Operations 1986-88; Associate AD/Facilities 1989-2003.
DeBord, Mike (Manchester College 1978)—Offensive Coordinator 2015.
Dickey, Gerry (Wichita State 1992)—Assistant A.D. Football Operations 2003-06.
Dockery, Rex (Tennessee 1964)—Freshmen 1970; Offensive Ends 1971.
Donahue, Ken (Tennessee 1951)—Assistant Head Coach/Line 1956-60; Defensive Coordinator 1985-1988.
Drayton, Stan (Allegheny 1993)—Running Backs 2008.
Dunn, Jimmy (Florida 1959)—Offensive Backs 1964-69.
Dyar, Jim (Houston 1967)—Defensive Line 1977-79.
Elder, Mark (Case Western Reserve 2000) — Tight Ends/Special Teams 2013-Present.
Elliott, Jerry (Auburn 1957)—Defensive Line 1973-74; Offensive Ends 1974-75.
Emanuel, Frank (Tennessee 1965)—Defensive Ends 1979; Defensive Line 1980-81.
Faust, Hugh (Tennessee 1931)—Assistant Freshmen 1931-34; Freshmen 1935-50; Backfield 1941-42.
Foels, Mel (Bowling Green 1965)—Outside Linebackers 1984-88; Defensive Ends 1989.
Forrester, Ron (Arkansas 1955)—Ends 1958-59.
Franklin, Robbie (Tennessee 1967)—Defensive Ends/Junior Varsity 1976; Outside Linebackers 1977-78.
Fulmer, Phillip (Tennessee 1972)—Student Coach 1972-73; Offensive Line 1980-88; Offensive Coordinator/Offensive Line 1989-92; Head Coach 1992-2008.
Garner, Rodney (Auburn 1990)—Tight Ends 1996; Tight Ends/Offensive Tackles 1997.
Garza, Willie Mack (Texas 1993) — Defensive Backs 2009.
Gaut, David G. (Tennessee 1907)—Line 1908.
Gibson, Vince (Florida State 1955)—Linebackers 1964-66.
Gillespie, Robert (Florida 2005)—Running Backs 2013-Present.
Graham, Jay (Tennessee 2004)—Running Backs 2012.
Gran, Eddie (California Lutheran 1987) — Running Backs/Special Teams 2009.
Graves, Ray (Tennessee 1942)—Line 1944-45.
Hall, Jack (Newbery 1950)—Assistant Freshmen 1969.
Hamilton, Ray (Oklahoma 1978)—Defensive Line 1992.
Harkness, W.S. (Bill) (Tennessee 1927)—Freshmen 1927-30.
Harris, Walt (Pacific 1968)—Offensive Coordinator 1983-87; Assistant Head Coach/Offensive Coordinator 1988.
Harrison, Bob (Kent State 1964)—Receivers 1977-1982.
Hatfield, Ken (Arkansas 1965)—Assistant Freshmen 1968; Freshmen 1969; Offensive Ends 1970.

Hatfield, Sid (Tennessee 1954)—Recruiter 1970-74.
Haupt, Dale (Wyoming 1954)—Assistant Freshmen 1960; Freshmen 1961-63.
Herzbrun, Lon (Tennessee 1958)—Linebackers 1969-76.
Hiestand, Harry (East Stroudsburg 1983)—Offensive Line 2010-2011.
Higdon, Bill (Tennessee 1970)—Assistant Recruiter 1975; Recruiting Coordinator 1976; Recruiting Aide 1977-79; Recruiting Coordinator 1980-88; Administrative Assistant 1989; Senior Administrative Assistant 1990-92; Assistant Athletics Director/Game Management 1992-2009.
Hildebrand, William (Mississippi State 1946)—Assistant Freshmen 1950.
Hinshaw, Darin (Central Florida 1993)—Quarterbacks 2010-11; Wide Receivers 2012.
Hitt, Dick (Mississippi College 1930)—Line 1955-60.
Hobt, A. Watt (Ohio State)—Line 1921, Backfield 1922-23; Freshmen 1924-25.
Hofher, Jim (Cornell 1972)—Quarterbacks 1989.
Hollifield, Herbert (Chattanooga 1950)—Recruiter 1963.
Holloway, Condredge (Tennessee 1991)—Asst. AD/Director of Player Relations 1998-2008; Asst. AD/Student Athlete Relations and Lettermen 2009-Present.
Hooser, Hobart (Tennessee 1928)—Line 1942.
Huggins, Lide (South Carolina 1964)—Offensive Ends 1972-73; Offensive Backs 1974-75.
Hust, Al (Tennessee 1943)—Ends 1947-54.
Idzik, John (Maryland 1951)—Assistant Freshmen 1950.
Jackson, Bobby (Howard 1963)—Offensive Backs 1977-79; Defensive Coordinator/Linebackers 1980-82.
Jancek, John (Grand Valley State 1991)—Defensive Coordinator 2013-Present.
Johnson, Harold (Tennessee 1950)—Assistant Freshman 1951
Johnson, L.B. (Farmer) (Tennessee 1929)—Line 1949-54.
Jones, Bob (Baylor 1957)—Offensive Ends 1965.
Jones, Larry (LSU 1955)—Defensive Coordinator, Defensive Line 1970, 1974-76.
Joseph, Terry (Northwestern State 1996)—Defensive Backs/Recruiting Coord. 2010-11.
Julies, John (Ball State 1974)—Junior Varsity 1978; Defensive Line 1979. Defensive Ends 1980-82.
Keane, Tim (Arkansas State 1968)—Defensive Backs 1990-92.
Kiffin, Monte (Nebraska 1963) — Defensive Coordinator 2009.
Kile, Jack (Tennessee 1962)—Freshmen Line 1962-65; Recruiter 1966-69.
Kirk, Jerry (East Tennessee State 1963)—Junior Varsity 1980-81; Admin. Aide 1983.
Knotts, Doug (Duke 1956)—Defensive Line 1966-69.
Kreiger, Earl C. (Ohio 1919)—Backfield 1920.
Lacewell, Larry (Arkansas 1959)—Defensive Coordinator 1990-91.
Lindsay, Charles (Tennessee 1921)—Freshman 1926.
Lowe, W.O. (Tennessee 1920)—Line 1922-23.
Lowery, Emmett (Purdue 1934)—Assistant End and Scout 1947-58.
Luke, Matt (Mississippi 2000)—Recruiting Coordinator/Tight Ends/Offensive Line 2006-2007.
Madden, Joe (Maryland 1957)—Assistant Head Coach/Defensive Backs 1977-79.
Maddox, Bob (Frostburg State 1968)—Defensive Line 1992.
Mahoney, Don (West Virginia State 1993)—Offensive Line 2013-Present.
Majors, Bill (Tennessee 1961)—Assistant Freshmen 1963-64; Def. Backs 1964-65.
Majors, Johnny (Tennessee 1957)—Graduate Assistant 1957; Backfield 1958-59; Head Coach 1977-92.
Malone, Fred (Fisk 1964)—Offensive Line 1975-76.
Marmie, Larry (Eastern Kentucky 1965)—Defensive Coordinator, Inside Linebackers 1983-84; Defensive Coordinator 1992-94.
Marrone, Doug (Syracuse 1991)—Offensive Tackles/Tight Ends 2001
Marshall, Steve (Louisville 1980)—Offensive Line 1993-95.
Martinez, Willie (Miami, Fla. 1985)—Defebsive Backs/Assistant Head Coach Defense 2013-Present.
Mathews, Doug (Vanderbilt 1970)—Offensive Backs 1980-88; Defensive Backs 1989/Defensive Coordinator 1989.
Mauer, John (Illinois 1926)—Ends 1939-40; Fresh. 1941-42; Ends 1944-46; 1961-63.
McCollum, Andy (Austin Peay 1981)—Linebackers 1995 (Spring).
McCorvey, Woody (Alabama State 1972)—Running Backs 1999-2003
McDonald, Jim (Ohio State 1939)—Linebackers 1955-62; Head Coach 1963; Assistant Athletic Director 1964-81.
McKinney, George (Arkansas 1962)—Freshman 1964-65; Defensive Backs 1966-69.
Michael, Jason (Western Kentucky 2002)—Tight Ends 2008.
Mingey, Tim (St. Joseph's [Ind.] 1972)—Recruiting Coordinator 1989-1990.
Murrell, William (Tennessee 1937)—Assistant Freshmen 1938-40; Line 1941, 1947.
Neyland, Robert R. (Army 1916)—Backfield 1925; Head Coach 1926-34, 1936-40, 1946-52; Athletics Director 1952-62.
Norris, Rex (East Texas State 1964)—Defensive Line 1990-91.
Oakes, B.F. (Illinois 1923)—Line 1924-25.
O'Neil, Bernard (Bunzy) (Tennessee 1943)—Freshmen 1952-56.
Orgeron, Ed. (Northwestern State 1984) — Assistant Head Coach/Recruiting Coordinator/Defensive Line 2009.
Pace, Bill (Wichita State 1954)—Assistant Head/Quarterbacks 1980-81.
Palermo, John (Florida State 1974)—Defensive Line 2012.
Parker, Henry Lee (Mississippi State 1948)—Administrative Assistant 1977-78.
Parker, Paul B. (Army 1916)—Line 1926-34.
Pearce, Leroy (Wyoming 1949)—Ends 1955-56.
Pederson, Steve (Nebraska 1980)—Recruiting Coordinator 1991-92; Associate Athletic Director/Football Operations 1993.
Peel, Ike (Tennessee 1941)—Assistant Freshmen 1942; Backfield 1945-48; Freshmen 1949-51; Backfield 1952-53.
Pendergrass, Brad (Tennessee 1998)—Director of Football Operations 2010-Present.
Pittman, Sam (Pittsburg State 1986)—Offensive Line 2012.
Pontius, Miller (Michigan 1914)—Line 1914-15.
Price, Royal (Tennessee 1947)—Assistant Freshmen 1948.
Proctor, Bobby (Arkansas 1955)—Freshmen 1957-60.
Ramsey, Kevin (Indiana State 1984)—Defensive Backs 1995-98.
Rash, Charlie (Missouri 1959)—Offensive Line 1964-65.
Reaves, David (Appalachian State 2001) — Quarterbacks 2009.
Robinson, Harvey (Tennessee 1933)—Freshmen 1946-48; Backfield 1949-52; Head Coach 1953-54; Backfield 1960-63.
Rohe, Chuck (Mississippi Southern 1953)—Recruiter 1964-70.
Roper, Bobby (Arkansas 1966)—Linebackers 1977-79.
Roper, Kurt (Rice 1995)—Running Backs 2006-2007.
Russell, Eric (Idaho 1991)—Tight Ends/Special Teams 2010-11.
Sanders, Randy (Tennessee 1987)—Volunteer Coach 1989-90; Receivers 1991-92; Running Backs 1993; Running Backs/Recruiting Coordinator 1994-1998; Quarter-backs/Offensive Coordinator 1999-2005.
Saunders, Al (San Jose State 1969)—Quarterbacks 1982.
Scott, Latrell (Hampton 2001)—Wide Recievers 2008.
Sedden, Charles (Ohio State)—Line 1919.
Sells, Jack (Tennessee 1985)—Tight Ends 1989-90.
Shaw, Bill (Florida State 1972)—Defensive Line 1982-84.
Shealy, Dal (Carson-Newman 1960)—Backfield 1976.
Shira, Charlie— Assistant Freshman 1951
Sines, John (Purdue 1938)—Freshmen Ends 1953-58.
Sirmon, Peter (Oregon 1999)—Linebackers 2011.

Slade, Larry (Shepherd 1973)—Defensive Backs 1999-08.
Smith, Chuck (Tennessee 1992)—Defensive Line 2010
Smith, Lovie (Tulsa 1979)—Defensive Backs 1993-94.
Steele, Kevin (Tennessee 1979)—Defensive Ends 1982; Defensive Backs 1987.
Stephens, Jimmy Ray (Florida, 1977)—Offensive Line 2002-05.
Stewart, Clifton (Tennessee 1969)—Assistant Freshmen 1971-72; Assistant Junior Varsity 1973-74.
Stiles, Wayne (Tennessee 1970)—Recruiter 1972-75.
Stripling, Steve (Colorado 1976)—Associate Head Coach/Defensive Line 2013-Present.
Sunseri, Sal (Pitt 1982) — Defensive Coordinator 2012
Sweatman, Mike (Kansas 1968)—Outside Linebackers 1983.
Taylor, Trooper (Baylor 1992)— Running Backs 2004-05; Assistant Head Coach Player Development/Running Backs 2005; Wide Receivers 2006-07.
Thigpen, Tommy (North Carolina 1993)—Linebackers 2013-Present.
Thompson, Lance (Citadel 1987) — Linebackers 2009-10; Defensive Line 2011.
Trail, Ray (Arkansas 1963)—Offensive Line 1965-76.
VanDerzee, Kevin (State University of New York at Cortland 2000)—Director of High School Relations 2008.
Underwood, P.W. (Mississippi Southern 1957)—Linebackers 1967-68.
Vollmar, Mike (Siena Heights 1988)—Senior Associate Athletic Director/Football Administration 2013-Present.
Warmath, Murray (Tennessee 1935)—Ends 1935; Line 1936-39, 1946-48.
Warren, Dewey (Tennessee 1968)—Assistant Freshmen 1970-71.
Warwick, Bruce (Columbia College 1989)—Assistant A.D. Football Operations 2007-08.
Washington, Pat (Auburn 1986)—Wide Receivers 1995-2005.
West, Hodges (Burr) (Tennessee 1941)—Line 1948-54.
West, Tommy (Tennessee 1975)—Running Backs 1990.
White, W.C. (Tennessee 1922)—Line 1945.
Wilcox, Justin (Oregon 1999)—Defensive Coordinator 2010-11.
Wilson, Frank (Nicholls State 1997) — Wide Receivers 2009.
Woodruff, Robert (Tennessee 1939)—Line 1939, 1941, 1961-62; Athletics Director 1963-85.
Wright, Jim (Texas A&M 1958)—Offensive Backs 1970-73.
Wyant, Gary (Wichita State 1963)—Defensive Backs 1971-75; Assistant Athletics Director/Football Operations 1994-96; Associate Athletics Director/Football Operations 1997-98; Senior Associate Athletics Director 1998-Present.
Zook, Ron (Miami [Ohio] 1976)—Defensive Backs 1984-86.

■ ATHLETICS DIRECTORS

Barnhill, John H. (Tennessee 1928)—Freshman 1931-34, Line 1935-40; Head Coach 1941-45; Athletics Director 1941-45.
Cronan, Joan (LSU 1966)—Interim Athletics Director 2011.
Dickey, Doug (Florida 1954)—Head Coach 1964-69; Athletics Director 1986-July 2003.
Hart, Dave (Alabama 1971)—Vice Chancellor/Director of Athletics 2011-Present.
Hamilton, Mike (Clemson, 1985)—Athletics Director July 2003-June 2010.
Neyland, Robert R. (Army 1916)—Backfield 1925; Head Coach 1926-34, 1936-40, 1946-52; Athletic Director 1926—34, 1936-40, 1946-62.
Parker, Paul B. (Army 1916)—Line 1926-34; Athletics Director 1935.
Woodruff, Bob (Tennessee 1939)—Line 1939, 1941, 1961-62; Athletics Director 1963-85.
Wyatt, Bowden (Tennessee 1939)—Head Coach 1955-62, Acting Athletics Director March 1962-May 63.

■ TEAM TRAINERS/PHYSICIANS

Baker, Lenox (Tennessee 1929)—Trainer 1925-28.
Barry, Billy (Carson Newman)—Assistant Trainer 1966-68.
Bradshaw, Tom (Carson-Newman 1973)—Assistant Trainer 1975-76.
Brashear, Dr. Robert (Tennessee 1928)—Trainer 1929-37; Team Physician, 1941-42, 46-47.
Christofferson, John (Colorado 1994)—Assistant Trainer 1997-2000.
Clements, Keith (Fresno State 1993)—Assistant Trainer 2000-01; Head Trainer 2002-05.
Click, Moe (Tennessee 1983)—Assistant Trainer 1985-89; Associate Trainer 1992-96.
Dean, John (San Diego State 2000)—Assistant Trainer and Director of Rehabilitation 2006-Present.
Duncanson, Robb (Elmira College 1999)—Associate Trainer 2006-Present.
Faulkner, Dr. Frank (Tennessee Hospital)—Trainer 1928.
Forgey, J. M. (Dummy)—Assistant Trainer 1926-42.
Hill, Elmer Ike—Trainer 1942-44.
Iven, Dr, Val Gene (Oklahoma State 1985)—Team Physician 1994-2006.
Kerin, Tim (Indiana [Pa.] 1969)—Trainer 1977-91.
Klenck, Dr. Chris (Purdue 1995)—Team Physician 2007-Present.
McVeigh, Jason (Tennessee 1996)—Director of Rehabilitation 1999-2005; Head Trainer 2006-11; Director of Sports Medicine 2012-Present.
Mullins, Leroy (Eastern Kentucky)—Associate Trainer 1973-74.
Newman, Chad (Tennessee 1994)—Assistant Trainer 1997-Present.
O'Neill, Kevin (Pittsburgh 1976)—Assistant Trainer 1977-79.
O'Brien, Mickey—Trainer 1938-41, 1945-72.
Powell, Dr. Rex—Team Physician 1938-40.
Rollo, Mike (Tennessee 1977)—Assistant Trainer 1978-1985; Associate Trainer 1986-1992; Trainer 1992-2000; Assistant Athletics Director/Sports Medicine 2001-02.
Rubright, Dr. Robert (Indiana)—Team Physician 1970-93
Stansbury, Dwight (Oregon State 1983)—Assistant Trainer 1989-92.
Wall, Tom (Tennessee 1969)—Assistant Trainer 1969-73; Trainer 1973-76.
Whited, Jamie (Tennessee 1991)—Assistant Trainer 1993-96; Associate Trainer 1996-97.
Wood, Jeff (Marshall 1984)—Assistant Trainer 2002-Present.

■ STRENGTH AND CONDITIONING

Adamson, Greg (Winthrop 2008)—Assistant Strength Coach 2013-14.
Ausmus, Aaron (Tennssee 1998)—Director of Strength & Conditioning 2009.
Bailey, Dan (Nebraska 1988)—Assistant Strength & Conditioning Coach 1991-95.
Brown, Brian (Southern Mississippi)—Assistant Strength & Conditioning Coach 1999-2000.
Brown, Ike (Central Michigan 2008)—Assistant Strength Coach 2013-14.
Carlisle, Chris (Chadron State 1985)—Associate Head Strength & Conditioning Coach 1998-1999.
Ciano, Eric (Springfield 1996)—Associate Strength & Conditioning Coach 2002-03.
Coker, Ed (Tennessee)—Assistant Strength & Conditioning Coach 1986.
Emery, Phil (Wayne State [Mich.])—Assistant Strength & Conditioning Coach 1987-90.
Galbreath, Harry (Tennessee)—Assistant Strength & Conditioning Coach 2007-09.
Gortmaker, Steve (Oklahoma 1998)— Associate Strength & Conditioning Coach, 2009-11.
Hobby, Marion (Tennessee 1989)—Assistant Strength & Conditioning Coach 1998; Associate Strength & Conditioning Coach 2004.
Hamilton, Dan (Ohio State 2002)—Assistant Strength & Conditioning Coach 2006-Present.
Lawson, Dave (West Virginia Tech 1992)—Director of Strength & Conditioning 2013-Present.
Lehmann, Brian (Kansas State 2000)—Assistant Strenght & Conditioning Coach/Sports Nutritionist 2004-06.

Lindsey, Robert (Oklahoma State 1987)—Assistant Strength & Conditioning Coach 1991-94.
Long, Johnny (Southeastern Louisiana 1994)—Assistant Strength & Conditioning Coach 1996-99; Associate Head Strength & Conditioning Coach 1999-2002; Head Strength & Conditioning Coach 2002-08.
McKeefery, Ron (Ottawa 1997)—Football Head Strength Coach 2011; Director of Strength & Conditioning 2012.
Moffitt, Tom (Tennessee Tech 1986)—Assistant Strength & Conditioning Coach 1994-95; Associate Strength & Conditioning Coach 1996.
Moore, Roderick (Morehouse 1997)—Assistant Strength & Conditioning Coach 2001-03; Associate Strength and Conditioning Coach 2004-2006.
Myles, Brandon (West Virginia 2006)—Assistant Strength Coach 2013-Present.
O'Neil, Patrick—Assistant Strength Coach 2014-Present.
Ollison, Tony (Arkansas 1991)—Assistant Strength & Conditioning Coach 1996.
Pauletto, Bruno (Central Michigan 1978)—Strength Coach 1981-93.
Smith, Tony —Assistant Strength Coach 2015.
Stewart, Chris (Western Carolina 1998)—Assistant Strength & Conditioning Coach 2001-2004; Associate Strength & Conditioning 2005-08.
Stucky, John (Kansas State 1970)—Director of Athletic Fitness 1994-96; Assistant Athletic Director/Physical Development 1997-2001.
Szerszen, Michael (Charleston, W.Va. 2001)—Associate Strength Coach 2013-Present.
Wills, Troy (East Tenn. St. 2003)—Assistant Strength & Conditioning Coach 2003-12.
Wylie, Bennie (Sam Houston State 1999)—Football Head Strength Coach 2010.

■ RADIO NETWORK ANNOUNCERS

Anderson, Bill (Tennessee 1958)—Color Announcer 1968-98.
Foxx, Bob—Color Announcer 1952-67.
Francis, Jeff (Tennessee 1989)—Sideline Reporter 1999-2006.
Kelly, Andy (Tennessee 1991)—Sideline Reporter 2010-Present.
Kesling, Bob (Tennessee 1977)—Play-by-Play 1999-Present.
Mooney, George—Play-by-Play 1952-67.
Nelson, Lindsey (Tennessee 1941)—Play-by-Play 1949-50.
Priest, Tim (Tennessee 1971)—Color Announcer 1999-Present.
Stout, Alan—Play-by-Play 1951.
Stowell, Mike (Tennessee 1993)— Sideline Reporter 2007-09.
Ward, John (Tennessee 1952)—Play-by-Play 1968-98.

■ SPORTS INFORMATION/ MEDIA RELATIONS STAFF

Bruce, Brian (Springfield, Mass. 2009) — Assistant Media Relations Director 2012-2014.
Burns, MJ (Georgia Southern 2008) — Assistant Media Relations Director 2014-Present.
Devine, Betsy (Massachusetts 2008) — Assistant Media Relations Director 2012-2014.
Ford, Harris D. (Bud) (Tennessee 1966)—Assistant Sports Information Director 1966-87; Sports Information Director 1987-89; Assistant Athletics Director/Sports Information 1989-99; Associate Athletics Director/Media Relations 2000-11.
Goddard, Larry—Sports Information Director 1946-47.
Grim, David (Tennessee 1984)—Assistant Sports Information Director 1988-89; Associate Sports Information Director 1990-99; Internet Communications Director 2000-03.
Harris, Cameron (TCU 2006) - Assistant Media Relations Dir., 2011; Associate Media Relations Director 2012-2014.
Harris, Haywood S. (Tennessee 1951)—Sports Information Director 1961-87; Assistant Athletics Director/Media Relations 1987-89; Associate Athletics Director/Media Relations 1989-99; Historian 2000-09.
Joyner, Jack—Sports Information Director 1938-41.
Kniffen, Mary-Carter (Tennessee 2011)—Assistant Director/ Media Relations 2012-Present.
Lee, Stephen K. (Rutgers 2008) - Assistant Director/Media Relations 2012-Present.
Mann, Keith (Nebraska 1994)—Assistant Sports Information Director 2000.
Manning, Charles A. (Gus) (Tennessee 1950)—Sports Information Director 1951-1960; Business Manager 1960-89; Senior Associate Athletic Director 1990-1996; Executive Assistant to the Athletic Director 1996-Present.
Mattingly, Thomas J. (Tennessee 1970)—Assistant Sports Information Director 1987-89; Director of Special Publications 1990-2004.
Muir, Jeff (Arkansas 1993)—Assistant Sports Information Director 1997-99; Associate Sports Information Director 2000-2003; Internet Communications Associate Director 2004-09.
Musser, Tucker—Sports Information Director 1948-50.
Nelson, Lindsey (Tennessee 1941)—Sports Information Director 1951.
Painter, John (Tennessee 1988)—Associate Sports Information Director 2001-11.
Pinkerton, Craig (Kansas State 1994)—Assistant Sports Information Director 2000; Associate Sports Information Director 2001-08.
Pruitt, Amanda (Harding 2009)—Publications Coordinator 2011-12; Assistant Media Relations Director 2012-Present.
Rice, Brian (Tennessee 2005, 07) —UTSports.com Writer, 2014-Present.
Satkowiak, Tom (Tennessee 2002)—Assistant Sports Information Director 2005-08; Associate Media Relations Director 2009-Present.
Schriver, Rob—Editor, Tennessee Volunteers Magazine 1978-79.
Stanton, Jimmy (Southwestern 1996)—Associate Athletic Director/Communications 2010-15.
Smith, B. Gibson—Editor, Tennessee Volunteers Magazine 1980-87.
Whitworth, Mark H. (Asbury 1984)—Assistant Sports Information Director 1985-88.
Yellin, Jason (Stony Brook 1996)—Assistant Athletic Director/Media Relations 2011-Present.

■ FACILITIES, EQUIPMENT & GROUNDS STAFF

Campbell, Bobby (Tennessee 1973)—Administrative Assistant/Facilities 1990-2003; Director Sports Surface Management 2004-09.
Carpenter, Lon—Equipment Manager 1953-66; Equipment Repair Mgr. 1967-71.
Frazier, Roger—Equipment Manager 1984-Present.
Hallums, Brad (Tennessee 2005)—Asst. Director/Facilities 2007-Present.
Hoskins, John Deanie—Groundskeeper 1926-61.
Key, Cecil—Laundry Attendant 1963-65.
Martin, Jim—Laundry Attendant 1974-1991.
Parrott, Max (Tennessee 1984)—Equipment Attendant 1985-86; Asst. Equipment Manager 1987-Present.
Roach, Hayward—Grounds 1956-70; Groundskeeper 1971-91.
Roach, Myron—Groundskeeper 1992-Present.
Rollo, Mike (Tennessee 1977)—Assoc. Athletics Director/ Facilities 2003-07.
Seybold, Darren—Director/Sports Surface Management 2010-Present.
Shown, Ernest—Grounds 1972-90; Stadium Supervisor 1991-2003.
Sitzler, Allen (Tennessee 1999)—Asst. Equipment Manager 2007-Present.
Sprague, Gene—Equipment Manager 1967-83.
Shrieve, Chief—Equipment Manager 1946-53.
Wagner, Jim—Groundskeeper 1960-70.
Zurcher, Kevin (Tennessee 1997)—Asst. Director/Facilities 2004-Present; Director of Facilities, Assistant AD/ Facilities 2007-Present.

ALL-TIME GRADUATE ASSISTANTS

1961
Murray Armstrong, Student; Gene Etter, Student; Jack Kile, Student; Don Leake, Student.

1962
Ralph Baldini, Student; Warren Blankenship, Student; J.W. Carter, Student.

1963
Kenny Brown, Student; Jerry Ensley, Student; Larry Richards, Student; Paul Tilson, Student; Tom Williams, Student.

1964
Rex Dockery, Student; Mallon Faircloth, Student; Buddy Fisher, Student; Jerry Milchin, Student; Bobby Morton, Student; Bob Zvolerin, Student.

1965
Rex Dockery, Student; Fred Martin, Student; Jerry Milchin Student; John Paty, Student; Jimmy Sullivan, Student; Al Tanara, Student.

1966
Tom Bass, Student; Bobby Frazier, Student; Glenn Gary, Student; Bobby Gratz, Student; David Leake, Student; Sam Robertson, Student.

1967
Doug Archibald, Student; Terry Bird, Student; Mack Gentry, Student; David Leake, Student; Bob Rollins, Student; Hal Wantland, Student; Gerald Woods, Student.

1968
Jim Bates, Student; Albert Dorsey, Student; Mack Gentry, Student; Joe Graham, Student; David Leake, Student; Bob Rollins, Student; Gerald Woods, Student.

1969
Jerry Holloway, Student; Rufus Lassiter, Student; Jim McDonald, Student; Neal McMeans, Student; Johnny Mills, Student.

1970
Walter Chadwick, Student; Jim Clark, Student; Mike Jones, Student; Gary Kreis, Student; Rufus Lassiter, Student; Clifton Stewart, Student; Wayne Stiles, Student; Dick Williams, Student.

1971
Frank Emanuel, Student; Manley Mixon, Student; Tim Priest (Tennessee 1971), Freshman Staff; Steve Robinson, Student; Wayne Stiles, Student; James Woody, Student.

1972
Tom Bennett, Student; Ron Durby Student; Phillip Fulmer, Student; Jim Higdon, Student; Don McLeary, Student; Tim Priest, Student ; Gary Theiler, Student.

1973
David Allen, Student; Gene; DeFillippo, Student; Bill Emendorfer, Student; Rob Frere, Student; Phillip Fulmer, Student; Jim Higdon, Student; Tom Johnson, Student; Phil Pierce, Student; Jim Place, Student; Steve Slack, Student; Tim Townes, Tim; Student; John Wagster, Student; Mike Working, Student; Jimmy Young, Student.

1974
John Carlo, Student; Steve Chancey, Student; Gene DeFillippo, Student; Bill Emendorfer, Student; Jim Place, Student; Mike Working, Student.

1975
Steve Chancey, Student; Steve Cone, Student; Bruce Elliot, Student; Conrad Graham, Student; Mike Gulliano, Student; Tom Jones, Student; Dick Meyer, Student; Mike Townsend, Student.

1976
Bill Baker, Student; Eddie Courtney, Student; Stan Godfrey (Mars Hill 1967) Part Time; Paul Johnson, Student; Sparky Woods (Carson-Newman 1976), Part Time.

1977
Craig Boller (Iowa State 1970), Part Time-Junior Varsity; Richard Coachys (Indiana 1965), Part Time; Stan Godfrey; (Mars Hill 1967), Part time; John Julies (Ball State 1974), Student.

1978
Craig Boller (Iowa State 1970) Part Time-Junior Varsity; Roger Cook (Mississippi State 1972), Part Time; Ron Cox (Fayetteville State), Volunteer; Scott Farrar, Student; Danny Jenkins, Student; David Lyons, Student; Doug Smith, Student.

1979
Billy Arbo (Tennessee 1979), Graduate Asst.; John Chavis (Tennessee 1979), Graduate Asst.; Roger Cook (Mississippi State 1972), Part Time; Ron Cox (Fayetteville State) Volunteer; Chris Fischer (Baker 1975), Part Time-Junior Varsity; Greg Gibson (Louisville 1978), Part Time.

1980
Ron Cox (Fayetteville State), Volunteer; Brad Fields, Student; Greg Gibson (Louisville 1978), Part Time; Jim Hall, Part time; Jim Harrison, Student; Steve Marshall (Louisville 1980), Part time; Kevin Steele (Tennessee 1979), Student.

1981
Ron Cox (Fayetteville State), Volunteer; Greg Gibson (Louisville 1978), Part Time; Steve Marshall (Louisville 1980), Part Time.

1982
Ron Cox (Fayetteville State) Volunteer; David Cutcliffe (Alabama 1976), Part Time; Greg Gibson (Louisville 1978), Part Time-Junior Varsity; Kevin Steele (Tennessee 1979) Part Time.

1983
Todd Berry (Tulsa 1983), Graduate Asst.; Jim Davis, Graduate Asst.-Junior Varsity; Donald Dunn, Graduate Asst.; Scotty Kessler (Pacific Lutheran 1981), JV Staff; Steve King, JV Staff; Mike Pack, JV Staff; Dennis Therrell (Tennessee Tech 1976), JV Staff; Charles Thomas, Graduate Asst.

1984
Gerald Brown, Graduate Asst.; Donald Dunn, Donald, Graduate Asst.-Junior Varsity; Jeff Morrow, Graduate Asst.; Preston O'Neal, Graduate Asst.; Mike Pack, Graduate Asst.; Dennis Therrell (Tennessee Tech 1976), Graduate Asst.; Charles Thomas, Graduate Asst.

1985
Dave Borberly (DePauw 1981), Graduate Asst.; Mike Casteel (Tennessee), Graduate Asst.; Barry Gibson, Graduate Asst.; Jeff Morrow, Graduate Asst.; Preston O'Neal, Graduate Asst.-Junior Varsity; Jack Sells (Tennessee 1985) Graduate Asst.

1986
Mike Casteel (Tennessee), Graduate Asst.; Taz Ellinger (Utah), Graduate Asst.; Todd Fugett (East Central Oklahoma, 1983), Graduate Asst.; Jon Gruden (Dayton 1985), Graduate Asst.; Scotty Kessler (Pacific Lutheran 1981), Volunteer; Mike Overton (Tennessee), Graduate Asst.; Dick Russell (Troy State), Graduate Asst.; Jack Sells (Tennessee 1985), Graduate Asst.; Garth Warren (Pacific Lutheran 1983), Graduate Asst.

1987
Daryl Dickey (Tennessee 1986), Graduate Asst.; Taz Ellinger (Utah), Graduate Asst.-Junior Varsity; Jon Gruden (Dayton 1985), Graduate Asst.; Robert Henry (Mississippi), Graduate Asst.; Dick Russell (Troy State) Volunteer; Gary Smith, (Virginia Tech) Graduate Asst.

1988
Scott Conley (East Texas State), Graduate Asst.; Daryl Dickey (Tennessee, 1986), Volunteer; Todd Kirk (Tennessee 1988), Graduate Asst.; Todd Murgatroyd (West Liberty State 1986); Graduate Asst.; Gary Smith (Virginia Tech), Graduate Asst.; Brian Williams (Kentucky); Graduate Asst.

1989
Stan Brown (Davidson, 1978), Graduate Asst.; Bob Garmon (Tennessee 1988), Graduate Asst.; Dale Jones (Tennessee 1986), Graduate Asst.; Scott King (Livingston 1988), Graduate Asst.; Todd Kirk (Tennessee 1988), Graduate Asst.; Todd Murgatroyd (West Liberty State 1986), Graduate Asst.; Robert Nunn (Oklahoma State 1988), Graduate Asst.; Randy Sanders (Tennessee) Volunteer.

1990
Mark Bradley (Samford 1969), Graduate Asst.; Steve Caldwell (Arkansas St. 1977), Graduate Asst.; Bob Garmon (Tennessee 1988), Graduate Asst.; Robert Nunn (Oklahoma State 1988), Graduate Asst.; Randy Sanders (Tennessee), Volunteer; Mike Wolfe (Oklahoma State 1988), Graduate Asst.

1991
Mark Bradley (Samford 1969), Graduate Asst.-Junior Varsity; Terence Cleveland (Tennessee 1991), Graduate Asst.; Drew Fabianich (Mesa State 1987), Graduate Asst.; Bob Garmon (Tennessee 1988), Graduate Asst.; Terry Lantz, Graduate Asst. Bill Sliwa, Graduate Asst.

1992
Steve Bird (Eastern Kentucky 1982), Graduate Asst.; Drew Fabianich (Mesa State 1987), Graduate Asst.

1993
Reggie McKenzie (Tennessee), Graduate Asst.; Dick O'Brien (Tampa 1963), Graduate Asst.

1994
Dick O'Brien (Tampa 1963), Graduate Asst.; Shannon O'Brien (Maryville), Graduate Asst.

1995
Robby Collier (Tennessee 1995), Graduate Asst.; Dick O'Brien (Tampa 1963), Graduate Asst.

1996
Jeff Leiker (Washburn 1985), Graduate Asst.

1997
Steve Jameson (Worcester Polytechnic Institute), Graduate Asst.; Kurt Roper (Rice 1995); Graduate Asst.

1998
Steve Jameson (Worcester Polytechnic Institute); Graduate Asst.; Kurt Roper (Rice 1995), Graduate Asst.

1999
Ryan Held (Nebraska 1998), Graduate Asst.; Shawn Quinn (Carson-Newman 1995), Graduate Asst.

2000
J.P. Purvis (Mississippi 1986), Graduate Asst.; Shawn Quinn (Carson-Newman 1995), Graduate Asst.

2001
Shane Beamer (Virginia Tech 1999), Graduate Asst.; Shawn Quinn (Carson-Newman 1995); Graduate Asst.

2002
Shane Beamer (Virginia Tech 1999), Graduate Asst.; Marcus Satterfield (East Tennessee State 1999), Graduate Asst.

2003
Shane Beamer (Virginia Tech 1999), Graduate Asst.; Marcus Satterfield (East Tennessee State 1999), Graduate Asst.

2004
Jason Michael (Western Kentucky 2002), Graduate Asst.; Geep Wade (Tennessee-Chattanooga, 2001), Graduate Asst.

2005
Jay Graham (Tennessee 2004), Graduate Asst; Shep Campbell (Arkansas 2001), Graduate Asst.

2006
Rick Clausen (Tennessee 2005), Graduate Asst; Shawn Witten (Virginia Tech 2003), Graduate Asst.

2007
Jim Bob Cooter (Tennessee 2006), Graduate Asst.; Raasaan Haaralson (Southern 1999), Graduate Asst.

2008
Jim Bob Cooter (Tennessee 2006), Graduate Asst.; Raasaan Haaralson (Southern 1999), Graduate Asst.

2009
Mitch Browning (Capital 1979), Graduate Asst.; Inky Johnson (Tennessee 2009), Graduate Asst.

2010
Chino Fontenette (Tulane 2003), Graduate Asst.; Peter Sirmon (Oregon 1999), Graduate Asst.

2011
Chino Fontenette (Tulane 2003), Graduate Asst.; Schirra Fields (LSU 2006) Graduate Asst.

2012
Brandon Staley (Dayton 2005), Graduate Asst.; Kyle Manley Georgia Tech 2008) Graduate Asst.; Derrick Foster Graduate Asst.; Schirra Fields (LSU 2006) Graduate Asst.

2013
Chase Gibson (Marshall 2007) Graduate Asst.; Cody Kempt (Montana State 2010) Graduate Asst.; Larry Knight (Central Michigan 2010) Graduate Asst.; Anthony Parker (Tennessee 2008) Graduate Asst.; Terry Fair (Tennessee 2010) Quality Control; Derrick Lett (Bowling Green 2006) Quality Control; Greg Meyer (Case Western Reserve 2010) Quality Control.

2014
Merci Falaise (NC State 2007) Graduate Asst.; Chase Gibson (Marshall 2007) Graduate Asst.; Larry Knight (Central Michigan 2010) Graduate Asst.; Anthony Parker (Tennessee 2008) Graduate Asst.; Nick Sheridan (Michigan 2010) Graduate Asst.; Terry Fair (Tennessee 2010) Quality Control; Derrick Lett (Bowling Green 2006) Quality Control; Greg Meyer (Case Western Reserve 2010) Quality Control.

2015
Derek Day (Butler 2009) Graduate Asst.; Merci Falaise (NC State 2007) Graduate Asst.; Chase Gibson (Marshall 2007) Graduate Asst.; Kevin Koger (Michigan 2011) Quality Control; Nick Sheridan (Michigan 2010) Graduate Asst.; Greg Meyer (Case Western Reserve 2010) Quality Control; Stephen Smith (Southwestern Assemblies of God 2006) Quality Control; Tom Zagorski (Case Western Reserve 2007) Quality Control.

ALL-TIME STARTING LINEUPS

1933
LE - Alton Mark
LT - Milton Frank
LG - J.B. Ellis
C - Talmadge Maples
RG - Gordon Smith
RT - Howard Bailey
RE - Murray Warmath
BB - Deke Brackett
WB - Leo Petruzzi
TB - Beattie Feathers
FB - Breezy Wynn/
Malcom Anderson

1934
LE - Louis Pounders
LT - Alfred Austelle
LG- Ralph Hatley
C - Jim Claxton
RG - Murray Warmath
RT - Howard Bailey
RE - Gene Rose
BB - Henry Krouse
WB - Edwin Palmer
TB - Charles Vaughan
FB - George Craig

1935
LE - Sonny Humphries
LT - Edwin Crawford
LG - Dewitt Weaver
C - Herbie Tade
RG - Joe Dougherty
RT - Frank Crawford
RE - Gene Rose
BB - Fred Moses
WB - Edwin Palmer
TB - Phil Dickens
FB - William Lippe

1936
LE - James Porter
LT - Frank Crawford
LG - Dewitt Weaver
C - Joe Little
RG - Joe Black Hayes
RT - Robert Fulton
RE - Ralph Eldred
BB - William McCarren
WB - Melvin Herring
TB - Phil Dickens
FB - Marion Perkins

1937
LE - Bowden Wyatt
LT - Bob Woodruff
LG - Willie Lefler
C - Joe Little
RG - Joe Black Hayes
RT - Frank Crawford
RE - Ralph Eldred
BB - William McCarren
WB - Edwin Duncan
TB - Walter Wood
FB - Marion Perkins

1938
LE - George Hunter
LT - Abe Shires
LG - Ed Molinski
C - Jim Rike
RG - Bob Suffridge
RT - Boyd Clay
RE - Bowden Wyatt
BB - Sam Bartholomew
WB - Bob Foxx
TB - George Cafego
FB - Leonard Coffman

1939
LE - Jimmy Coleman
LT - Abe Shires
LG - Ed Molinski
C - Jim Rike
RG - Bob Suffridge
RT - Boyd Clay
RE - Ed Cifers
BB - Sam Bartholomew
WB - Bob Foxx
TB - George Cafego
FB - Leonard Coffman

1940
LE - Jimmy Coleman
LT - Marshall Shires
LG - Ed Molinski
C - Norbert Ackermann
RG - Bob Suffridge
RT - Burr West
RE - Ed Cifers
BB - Ike Peel
WB - Bob Foxx
TB - Van Thompson
FB - Bill Nowling

1941
LE - Mike Balitsaris
LT - Leonard Simonetti
LG - Rudy Klarer
C - Ray Graves
RG - Henry Noel
RT - Don Edmiston
RE - Al Hust
BB - Ike Peel
WB - Jimmy Schwartz-
inger
TB - Johnny Butler
FB - Bill Nowling

1942
LE - Al Hust
LT - Denver Crawford
LG - Jimmy Myers
C - Jody Fisher
RG - Royal Price
RT - Dick Huffman
RE - O.C. Lloyd
BB - Charles Mitchell
WB - James Gaffney
TB - Robert Cifers
FB - Bill Nowling

1943
NO TEAM
WORLD WAR II

1944
LE - Roy Cross
LT - Russ Dobelstein
LG - E.J. Asbury
C - Russ Morrow
RG - Bob Dobelstein
RT - Bo Stewart
RE - Patrick (Buddy) Pike
BB - Billy Bevis
WB - Casey Stephenson
TB - Buster Stephens
FB - Mark Major

1945
LE - Charles Wildman
LT - Russ Dobelstein
LG - Claude McQuady
C - Ben Miller
RG - Bob Dobelstein
RT - Mike Paidousis
RE - Patrick (Buddy) Pike
BB - Billy Bevis
WB - Casey Stephenson
TB - Buster Stephens
FB - John Manning

1946
LE - Franklin Hubbell
LT - Dick Huffman
LG - Royal Price
C - Dave Stephenson
RG - Ray Drost
RT - Denver Crawford
RE - Dick Jordan
BB - Charley Mitchell
WB - Bill Hillman
TB - Walter Slater
FB - Mark Major

1947
LE - Chan Caldwell
LT - Charles Wildman
LG - Clayton Stapleton
C - Ralph Huneycutt
RG - Ray Drost
RT - Denver Crawford
RE - Ben Huddleston
BB - Orvis Milner
WB - Bob Lund
TB - Hal Littleford
FB - George Balitsaris

1948
LE - Jim Powell
LT - Jack Stroud
LG - Ray John Elkas
C - Ralph Huneycutt
RG - Charles Baker
RT - Norman Messeroll
RE - Al Russas
BB - Jack Armstrong
WB - Bob Lund
TB - Hal Littleford
FB - Ralph Chancey

1949
Offense
LE - Charles Cummins
LT - Bill Pearman
LG - Ray Elkas
C - Bob Davis
RG - Chaddy Baker
RT - Ken Donahue
RE - Jim Miner
BB - Jimmy Hahn
WB - Bert Rechichar
TB - Hal Littleford
FB - Bernie Sizemore
Defense
LE - Bud Sherrod
LT - Norman Messeroll
LG - Ted Daffer
RG - Jim Vugrin
RT - Jack Stroud
RE - Allen Fielden
LB - Gordon Polofsky
LB - Bill Jasper
HB - Jimmy Hill
HB - J.W. Sherrill
S - W.C Cooper

1950
Offense
LE - John Gruble
LT - Jack Stroud
LG - Earl Campbell
C - Bob Davis
RG - John Michels
RT - Jim Haslam
RE - Vince Kaseta
BB - Jimmy Hahn
WB - Bert Rechichar
TB - Hank Lauricella
FB - Dick Ernsberger+/
Andy Kozar
Defense
E - Bud Sherrod
T - Roy Smith
G - Ted Daffer
G - Francis Holohan
T - Bill Pearman
E - Doug Atkins
LB - Gordon Polofsky
LB - Bill Jasper
HB - Jimmy Hill
HB - J.W. Sherrill
S - Bert Rechichar

1951
Offense
LE - John Davis
LT - Charley Stokes
LG - Vernon Lyons
C - Bob Davis
RG - John Michels
RT - Jim Haslam
RE - Vince Kaseta
BB - Jimmy Hahn
WB - Bert Rechichar
TB - Hank Lauricella
FB - Andy Kozar+/
Dick Ernsberger
Defense
LE - Mack Franklin
LT - Bob Fisher
LG - Ted Daffer
RG - Francis Holohan
RT - Bill Pearman
RE - Doug Atkins
LB - Bill Jasper
LB - Gordon Polofsky
HB - Ray Martin
HB - Joe Maiure
S - Bert Rechichar

1952
Offense
LE - John Davis
LT - Dick Mayock
LG - Earl Campbell
C - Roger Vest
RG - John Michels
RT - Jim Haslam
RE - Vic Kolenik
BB - Harold Hubbard
WB - Ed Morgan
TB - Pat Shires
FB - Andy Kozar
Defense
LE - Mack Franklin
LT - Bob Fisher
LG - Francis Holohan
RG - Andy Meyers
RT - Doug Atkins
RE - Roger Rotroff
LB - Bill Barbish
LB - Gene Moeller
HB - Jerry Hyde
HB - Joe Maiure
S - Bobby Brengle

1953
LE - Mack Franklin
LT - Bob Fisher
LG - John Powell
C - Lamar Leachman
RG - Bob Scott
RT - Darris McCord
RE - Roger Rotroff
BB - Bill Barbish
WB - Jerry Hyde
TB - Jim Wade
FB - Ted Schwanger

1954
LE - Roger Urbano
LT - Jerry DeLucca
LG - Charles Coffey
C - Charles Scholes
RG - Frank McCroskey
RT - Darris McCord
RE - Edd Cantrell
BB - Jim Beutel
WB - Terry Sweeney
TB - Johnny Majors
FB - Tom Tracy

1955
LE - Buddy Cruze
LT - Charles Rader
LG - Bruce Burnham
C - Dave Stottlemyer
RG - Charles Coffey
RT - John Gordy
RE - Roger Urbano
BB - Jim Beutel
WB - Bob Hibbard
TB - Johnny Majors
FB - Tommy Bronson

1956
LE - Buddy Cruze
LT - Charles Rader
LG - Bruce Burnham
C - Bubba Howe
RG - Bill Johnson
RT - John Gordy
RE - Roger Urbano
BB - Stockton Adkins
WB - Bill Anderson
TB - Johnny Majors
FB - Tommy Bronson
KS - Sammy Burklow

1957
LE - Landon Darty
LT - Jim Smelcher
LG - Lon Herzbrun
C - Dave Stottlemyer
RG - Bill Johnson
RT - Frank Kolinsky
RE - Murray Armstrong
BB - Stockton Adkins
WB - Bill Anderson
TB - Bobby Gordon
FB - Tommy Bronson
KS - Sammy Burklow

1958
LE - Mike LaSorsa
LT - Bo Shafer
LG - Joe Lukowski
C - Ray Moss
RG - Bobby Urbano
RT - Joe Schaffer
RE - Tommy Potts
BB - Jim Cartwright
WB - Bobby Sandlin
TB - Bill Majors
FB - Carl Smith
KS - Sammy Burklow

1959
LE - Mike LaSorsa
LT - Lebron Shields
LG - Joe Lukowski
C - Ray Moss
RG - Wayne Grubb
RT - Joe Schaffer

RE - Cotton Letner
BB - Jim Cartwright
WB - Ken Waddell
TB - Bill Majors
FB - Bunny Orr
KS - Cotton Letner

1960
LE - Mike LaSorsa
LT - Don Cissell
LG - Paul Inglett
C - Mike Lucci
RG - Wayne Grubb
RT - Ken Frost
RE - Cotton Letner
BB - Jim Cartwright
WB - Ken Waddell
TB - Glenn Glass
FB - J. W. Carter
KS - Cotton Letner

1961
LE - Mike Stratton
LT - Kenny Brown
LG - Ned Sullivan
C - Mike Lucci
RG - Larry Richards
RT - Paul Tilson
RE - Pat Augustine
BB - Wayne Coleman
WB - Hubert McClain
TB - Mallon Faircloth
FB - J.W. Carter+/Bunny Orr
KS - Gary Cannon

1962
LE - John Bill Hudson
LT - Kenny Brown
LG - Larry Richards
C - L.T. Helton
RG - Bob Dalton
RT - Tom Williams
RE - Pat Augustine
BB - Wayne Coleman
WB - Wayne Waff
TB - Mallon Faircloth
FB - George Canale
KS - George Shufford

1963
LE - Al Tanara
LT - Bob Zvolerin
LG - Ned Sullivan
C - Bert Ackermann
RG - Steve DeLong
RT - Dick Evey
RE - Buddy Fisher
BB - Ken Honea
WB - John Paty
TB - Mallon Faircloth
FB - Stan Mitchell
P - Jackie Cotton
KS - Fred Martin

1964
Offense
TE - Whit Canale
LT - Gerald Woods
LG - Terry Bird
C - Bert Ackermann
RG - Robbie Franklin
RT - Bill Cameron
SE - Paul Naumoff
QB - Art Galiffa
WB - Stan Mitchell
TB - Hal Wantland
FB - Jack Patterson
KS - Fred Martin
Defense
LE - Glenn Gray
LT - Joe Graham
MG - Steve DeLong
RT - Carl Ellis
RE - Bobby Frazier
MM - Doug Archibald
LB - Frank Emanuel
LB - Tom Fisher
CB - Harold Stancell
CB - Jerry Smith
FS - Bob Petrella
P - Ron Widby

1965
Offense
TE - Austin Denney
LT - John Boynton
LG - Gerald Woods
C - Bob Johnson
RG - Bobby Gratz
RT - Jim Lowe
SE - Johnny Mills
WB - Hal Wantland
QB - Charles Fulton
TB - Walter Chadwick
FB - Stan Mitchell
PK - David Leake
Defense
LE - Paul Naumoff
LT - Mack Gentry
MG - Robbie Franklin
RT - Bill Cameron
RE - Bobby Frazier
LB - Tom Fisher
LB - Frank Emanuel
CB - Harold Stancell
CB - Jerry Smith
MM - Doug Archibald
FS - Bob Petrella
P - Ron Widby

1966
Offense
TE - Austin Denney
LT - John Boynton
LG - Charles Rosenfelder
C - Bob Johnson
RG - Elliott Gammage
RT - Terry Bird
SE - Johnny Mills
WB - Richmond Flowers
QB - Dewey Warren
TB - Charlie Fulton
FB - Richard Pickens
KS - Gary Wright
Defense
LE - Neal McMeans
LT - Dick Williams
MG - Bobby Morel
RT - Derrick Weatherford
RE - Nick Showalter
LB - Doug Archibald
LB - Paul Naumoff
CB - Harold Stancell
CB - Jerry Smith
MM - Jimmy Glover
FS - Bill Young
P - Ron Widby

1967
Offense
TE - Ken DeLong
LT - Elliott Gammage
LG - Joe Graham
C - Bob Johnson
RG - Charles Rosenfelder
RT - John Boynton
SE - Terry Dalton
WB - Richmond Flowers
QB - Dewey Warren
TB - Walter Chadwick
FB - Richard Pickens
PK - Karl Kremser
Defense
LE - Neal McMeans
LT - Dick Williams
MG - Rick Marino
RT - Derrick Weatherford
RE - Jim McDonald
LB - Steve Kiner
LB - Jack Reynolds
HB - Jim Weatherford
HB - Albert Dorsey
MM - Jimmy Glover
FS - Mike Jones
P - Herman Weaver

1968
Offense
TE - Ken DeLong
LT - Mike Gooch
LG - Don Denbo
C - Chip Kell
RG - Charles Rosenfelder
RT - Jerry Holloway
SE - Gary Kreis
WB - Bill Baker
QB - Bubba Wyche
TB - Richmond Flowers
FB - Richard Pickens
PK - Karl Kremser
Defense
LE - Neal McMeans
LT - Dick Williams
RT - Frank Yanossy
RE - Jim McDonald
LB - Steve Kiner
LB - Jack Reynolds
MG - James Woody
CB - Jimmy Weatherford
CB - Mike Jones
MM - Nick Showalter
FS - Bill Young
P - Herman Weaver

1969
Offense
TE - Ken DeLong
LT - Steve Robinson
LG - Don Denbo
C - Mike Bevans
RG - Chip Kell
RT - Joe Balthrop
SE - Gary Kreis
WB - Lester McClain
QB - Bobby Scott
TB - Don McLeary
FB - Curt Watson
PK - George Hunt
Defense
LE - Vic Dingus
LT - Frank Yanossy
RT - Steve Carroll
RE - James Woody
LB - Steve Kiner
LB - Jack Reynolds
LB - Jackie Walker
CB - Benny Dalton
CB - Mike Jones
SS - Tim Priest
FS - Bill Young
P - Herman Weaver

1970
Offense
TE - Gary Theiler
LT - Steve Robinson
LG - Don Denbo
C - Mike Bevans
RG - Chip Kell
RT - Joe Balthrop
SE - Joe Thompson
WB - Lester McClain
QB - Bobby Scott
TB - Don McLeary
FB - Curt Watson
PK - George Hunt
Defense
LE - Manley Mixon
LT - Bill Emendorfer
RT - John Wagster
RE - Ronnie Drummonds
LB - Ray Nettles
LB - James Woody+/Jamie Rotella
LB - Jackie Walker
CB - Conrad Graham
CB - David Allen
SS - Tim Priest
FS - Bobby Majors
P - Bobby Majors

1971
Offense
TE - Gary Theiler
LT - Gaylon Hill
LG - Phillip Fulmer
C - Tom Johnson
RG - Bill Emendorfer
RT - Joe Balthrop
SE - Joe Thompson
WB - Stan Trott
QB - Jim Maxwell
TB - Bill Rudder
FB - Curt Watson
PK - George Hunt
Defense
LE - Ken Lambert
LT - Frank Howell
RT - John Wagster
RE - Carl Johnson
LB - Ray Nettles
LB - Jamie Rotella
LB - Jackie Walker
CB - Conrad Graham
CB - David Allen
SS - Eddie Brown
FS - Bobby Majors
P - Bobby Majors

1972
Offense
TE - Sonny Leach
LT - Gene Killian
LG - Gaylon Hill
C - Tom Johnson
RG - Bill Emendorfer
RT - David Shaffer
SE - Emmon Love
QB - Condredge Holloway
WB - Jimmy Young
TB - Haskel Stanback
FB - Steve Chancey
PK - Ricky Townsend
Defense
LE - Ken Lambert
LT - Robert Pulliam
RT - John Wagster
RE - Carl Johnson
LB - Art Reynolds
LB - Eddie Wilson
LB - Jamie Rotella
CB - Conrad Graham
CB -David Allen
SS - Tim Townes
FS - Eddie Brown
P - Neil Clabo

1973
Offense
TE - Tommy West
LT - Steve Cone
LG - Gene Killian
C - Steve Urubek
RG - Mickey Marvin
RT - Larry Satterfield
SE - Emmon Love
QB - Condredge Holloway
TB - Haskel Stanback
FB - Bill Rudder
WB - Chip Howard
PK - Ricky Townsend
Defense
LE - Sammy Hair
LT - Robert Pulliam
RT - Mike Smith
RE - David Campbell
LB - Eddie Wilson
LB - Art Reynolds
LB - Hank Walter
CB - Nick Carmichael
CB - Russ Rabenstein
SS - Eddie Brown
FS - Jim Watts
P - Neil Clabo

1974
Offense
TE - Tommy West
LT - Steve Cone
LG - Gene Killian
C - Steve Urubek
RG - Mickey Marvin
RT - Larry Satterfield
SE - Emmon Love
QB - Condredge Holloway
TB - Haskel Stanback
FB - Bill Rudder
WB - Chip Howard
PK - Ricky Townsend
Defense
LE - Sammy Hair
LT - Robert Pulliam
RT - Mike Smith
RE - David Campbell
LB - Eddie Wilson
LB - Art Reynolds
LB - Hank Walter
CB - Nick Carmichael
CB - Russ Rabenstein
SS - Eddie Brown
FS - Jim Watts
P - Neil Clabo

1975
Offense
TE - Tommy West
LT - Brent Watson
LG - Joe Gallagher
C - Paul Johnson
RG - Mickey Marvin
RT - David Brady
SE - Larry Seivers
QB - Randy Wallace
WB - John Yarbrough
TB - Stanley Morgan
FB - Mike Gayles
PK - Jim Gaylor

Defense
LE - Ron McCartney
LT - Jim Woofter
RT - David Page
RE - Kevin Davis
LB - Steve Poole
LB - Russ Williams
LB - Andy Spiva
CB - David Parsons
CB - Russ Rabenstein
SS - Ernie Ward
FS - Mike Mauck
P - Craig Colquitt

1976
Offense
TE - John Murphy
LT - Brent Watson
LG - Joe Gallagher
C - Robert Shaw
RG - Mickey Marvin
RT - David Brady
SE - Larry Seivers
QB - Randy Wallace
WB - Stanley Morgan
TB - Mike Gayles
FB - Bobby Emmons
PK - Jim Gaylor
Defense
LE - Charles Anderson
LT - Jim Woofter
RT - Danny Jenkins
RE - Kevin Daivs
LB - Craig Puki
LB - Andy Spiva
LB - Greg Jones
CB - Thomas Rowsey
CB - David Parsons
SS - Russ Williams
FS - Roland James
P - Craig Colquitt

1977
Offense
TE - Reggie Harper
LT - Ralph Bullard
LG - Charlton Webb
C - Robert Shaw
RG - Jay Williams
RT - Brent Watson
SE - Jeff Moore
TB - Kelsey Finch
FB - Nate Sumpter
QB - Jimmy Streater
WB - Billy Arbo
PK - Jim Gaylor
Defense
LE - David Barron
LT - Johnny Chavis
MG - Jim Noonan
RT - Danny Jenkins
RE - Dennis Wolfe
LB - Greg Jones
LB - Lyonel Stewart
HB - Thomas Rowsey
HB - Roland James
SS - Russ Williams
FS - Val Barksdale
P - Craig Colquitt

1978
Offense
TE - Reggie Harper
LT - Phil Sutton
LG - Charlton Webb
C - Robert Shaw
RG - Bill Marren
RT - Jay Williams
SE - Jeff Moore
QB - Jimmy Streater
TB - Kelsey Finch
FB - Frank Foxx
WB - Billy Arbo
PK - Alan Duncan
Defense
LE - Steve Davis
LT - Lee Otis Burton
MG - Jim Noonan
RT - Brad White
RE - Dennis Wolfe
LB - Danny Spradlin
LB - Craig Puki
CB - Roland James
CB - Junior Reid
SS - Greg Gaines
FS - Clark Duncan
P - Dale Schneitman

1979
Offense
TE - Reggie Harper
LT - Phil Sutton
LG - Bill Marren
C - Lee North
RG - Mike Jester
RT - Tim Irwin
SE - Anthony Hancock
QB - Jimmy Streater
WB - Phil Ingram
TB - James Berry
FB - Hubert Simpson
PK - Alan Duncan
Defense
LE - Steve Davis
LT - Kenny Jones
MG - Steve Kluge
RT - Brad White
RE - Brian Ingram
LB - Danny Spradlin
LB - Craig Puki
CB - Wilbert Jones
CB - Danny Martin
SS - Bill Bates
FS - Roland James
P - John Warren

1980
Offense
TE - Reggie Harper
LT - Jay Williams
LG - Bill Marren
C - Lee North
RG - Dwight Wilson
RT - Tim Irwin
SE - Willie Gault
QB - Steve Alatorre
WB - Anthony Hancock
HB - Terry Daniels
FB - James Berry
PK - Alan Duncan
Defense
LE - Lemont Holt Jeffers
LT - Brad White
MG - Jim Noonan
RT - Reggie White
RE - Mike "Stop" Cofer
LB - Danny Spradlin
LB - Greg Gaines
CB - Danny Martin
CB - Wilbert Jones
SS - Bill Bates
FS - Val Barksdale
P - John Warren

1981
Offense
TE - Mike "Go" Cofer
LT - Jani Trupovnieks
LG - David James
C - Lee North
RG - Bill Mayo
RT - John Matthews
SE - Mike Miller
QB - Steve Alatorre
FB - Alvin Toles
TB - James Berry
WB - Anthony Hancock
PK - Fuad Reveiz
Defense
LE - Brian Ingram
LT - Chris Wampler
MG - Leonard Jackson
RT - Reggie White
RE - Ricky Holt
LL - Lemont Jeffers
RL - Mike "Stop" Cofer
CB - Lee Jenkins
CB- Carlton Peoples
SS - Daryl Harper
FS - Bill Bates
P - Jimmy Colquitt

1982
Offense
TE - Kenny Jones
LT - Curt Singer
LG - Mike Furnas
C - Glenn Streno
RG - Bill Mayo
RT - John Matthews
SE - Willie Gault
QB - Alan Cockrell
TB - Chuck Coleman
FB - Doug Furnas
WB - Darryal Wilson
PK - Fuad Reveiz
Defense
LE - Mike Terry
LT - Mike Casteel
MG - Steve Kluge
RT - Reggie White
RE - Mike "Stop" Cofer
LLB - Duan Henry
RLB - Joe Cofer
CB - Lee Jenkins
CB - Carlton Peoples
SS - Bill Bates
FS - Joe Cozart
P - Jimmy Colquitt

1983
Offense
TE - John Cook
LT - Curt Singer
LG - Mike Furnas
C - Glenn Streno
RG - Bill Mayo
RT - Steve Knight
SE - Clyde Duncan
QB - Alan Cockrell
TB - Chuck Coleman
FB - Randall Morris
WB - Lenny Taylor
PK - Fuad Reveiz
Defense
LOLB - Ricky Holt
LT - Reggie White
LILB - Carl Zander
MG - Johnny Williams
RILB - Alvin Toles
RT - Mark Studaway
ROLB - Dale Jones
CB- Tommy Sims
CB - Terry Brown
SS - Joe Cofer
FS - Charles Davis
P - Jimmy Colquitt

1984
Offense
TE - John Cook
LT - David Douglas
LG - Bill Mayo
C - Raleigh McKenzie
RG - Bruce Wilkerson
RT - David Moon
SE - Joey Clinkscales
QB - Tony Robinson
TB - Johnnie Jones
FB - Kenneth Cooper
WB - Tim McGee
PK - Fuad Reveiz
Defense
LOLB - Reggie McKenzie
LT - Jim Dunkin
LILB - Carl Zander
MG - Robby Scott
RILB - Joe Cofer
RT - Tony Simmons
ROLB - Dale Jones
CB - Terry Brown
CB - Tommy Sims
SS - Vince Clark
FS - Charles Davis
P - Jimmy Colquitt

1985
Offense
TE - Jeff Smith
LT - David Douglas
LG - Harry Galbreath
C - Todd Kirk
RG - John Bruhin
RT - Bruce Wilkerson
SE - Eric Swanson
QB - Tony Robinson+/
Daryl Dickey
TB - Keith Davis
FB - William Howard
WB - Tim McGee
PK - Carlos Reveiz
Defense
LOLB - Bryan Kimbro
LT - Robby Scott
MG - Richard Brown
RT - Mark Hovanic
ROLB - Dale Jones
LILB - Kelly Ziegler
RILB - Darrin Miller
CB - Tommy Sims
CB - Terry Brown
SS - Chris White
FS - Charles Davis
P - Bob Garmon

1986
Offense
TE - Tim Hendrix
LT - Daryle Smith
LG - Harry Galbreath
C - Todd Kirk
RG - John Bruhin
RT - Bruce Wilkerson
SE - Joey Clinkscales
QB - Jeff Francis
TB - Keith Davis
FB - Charles Wilson
WB - Terence Cleveland
PK - Carlos Reveiz
Defense
LOLB - Bryan Kimbro
LT - Robby Scott
MG - Brian Hunt
RT - Mark Hovanic
ROLB - Dale Jones
LILB - Kelly Ziegler
RILB - Darrin Miller
CB - Terry McDaniel
CB - Victor Peppers
SS - Charles Davis
FS - Terry Brown
P - Bob Garmon

1987
Offense
TE - Nate Middlebrooks
LT - Kevin Simons
LG - Harry Galbreath
C - Todd Kirk
RG - John Bruhin
RT - Eric Still
SE - Thomas Woods
WB - Terence Cleveland
QB - Jeff Francis
TB - Reggie Cobb
FB - William Howard
PK - Phil Reich
Defense
LOLB - Mike Kelley
LT - David Johnson
MG - Charles McRae
RT - Marion Hobby
ROLB - Darrin Miller
LILB - Kelly Ziegler
RILB - Keith DeLong
CB - Terry McDaniel
CB - Victor Peppers
SS - Cedric Kline
FS - Kelly Days
P - Bob Garmon

1988
Offense
TE - Nate Middlebrooks
LT - Kevin Simons
LG - Antone Davis
C - Ray Robinson
RG - Eric Still
RT - Phil Stuart
SE - Thomas Woods
WB - Alvin Harper
QB - Jeff Francis
FB - John Rollins
TB - Reggie Cobb
PK - Chip McCallum
Defense
LOLB - Bryan Kimbro
DT - Mark Moore
MG - Shazzon Bradley
DT - Marion Hobby
ROLB - Tracy Hayworth
LILB - Earnest Fields
RILB - Keith DeLong
CB - Preston Warren
CB - Jeremy Lincoln
SS - Cedric Kline
FS - Kelly Days
P - Kent Elmore

1989
Offense
TE - Mark Adams
LT - Charles McRae
LG - Tom Myslinski
C - John Fisher
RG - Eric Still
RT - Antone Davis
SE - Thomas Woods
WB - Terence Cleveland
QB - Sterling Henton
FB - Roland Poles
TB - Chuck Webb
PK - Greg Burke
Defense
LDE - Marion Hobby

LDT - Mark Moore
RDT - Martin Williams
RDE - Tracy Hayworth
LLB - Earnest Fields
MLB - Shazzon Bradley
RLB - Darryl Hardy
CB - Preston Warren
CB - Keith Denson
SS - Kelly Days
FS - Jason Julian
P - Kent Elmore

1990

Offense
TE - Mark Adams
LT - Charles McRae
LG - Tom Myslinski
C - John Fisher
RG - Doug Baird
RT - Antone Davis
SE - Carl Pickens
WB - Alvin Harper
QB - Andy Kelly
FB - Roland Poles
TB - Chuck Webb/
Tony Thompson
PK - Greg Burke
Defense
LDE - Kacy Rodgers
LDT - Vince Moore
RDT - Carey Bailey
RDT - Chuck Smith
LLB - Darryl Hardy
MLB - Shon Walker
RLB - Earnest Fields
CB - Floyd Miley
CB - Jeremy Lincoln
SS - Mark Fletcher
FS - Dale Carter
P - Joey Chapman

1991

Offense
TE - Mark Adams
LT - Bernard Dafney
LG - Tom Myslinski
C - John Fisher
RG - Mike Stowell
RT - Patrick Lenoir
SE - Carl Pickens
WB - Craig Faulkner
QB - Andy Kelly
FB - Mario Brunson
TB - James Stewart
PK - John Becksvoort
Defense
LDE - Chris Mims
LDT - Shazzon Bradley
RDT - J.J. Surlas
RDE - Chuck Smith
LLB - Darryl Hardy
MLB - Shon Walker
RLB - Earnest Fields
CB - Jeremy Lincoln
CB - Floyd Miley
SS - David Bennett
FS - Dale Carter
P - Tom Hutton

1992

Offense
TE - Robert Todd
LT - Mike Stowell
LG - Bubba Miller
C - Brian Spivey
RG - Jeff Smith
RT - Rodney Gordon
SE - Cory Fleming
WB - Craig Faulkner
QB - Heath Shuler
FB - Marion Brunson
TB - Charlie Garner
PK - John Becksvoort
Defense
LDE - James Wilson
LDT - Jeff Tullis
RDT - J.J. Surlas
RDE - Todd Kelly
LLB - George Kidd
MLB - Reggie Ingram
RLB - Ben Talley
CB - DeRon Jenkins
CB - Tracy Smith
SS - J.J. McCleskey
FS - Jason Parker
P - Tom Hutton

1993

Offense
TE - David Horn
LT - Jason Layman
LG - Kevin Mays
C - Bubba Miller
RG - Jeff Smith
RT - Leslie Ratliffe
SE - Cory Fleming
WB - Craig Faulkner
QB - Heath Shuler
FB - Mario Brunson
TB - Charlie Garner
PK - John Becksvoort
Defense
LDE -- James Wilson
LDT - Shane Bonham
RDT - Paul Yatkowski
RDE - Horace Morris
LLB - Scott Galyon
MLB - Reggie Ingram
RLB - Ben Talley
CB - DeRon Jenkins
CB - Ronald Davis
SS - Victor Brown
FS - Jason Parker
P - Tom Hutton

1994

Offense
TE - David Horn
LT - Jason Layman
LG - Kevin Mays
C - Jeff Smith
RG - Bubba Miller
RT - Leslie Ratliffe
SE - Joey Kent
WB - Kendrick Jones
QB - Jerry Colquitt+/
Peyton Manning
FB - Mose Phillips
TB - James Stewart
PK - John Becksvoort
Defense
LDE - Ben Talley
LDT - Cory Stone
RDT - Leland Taylor
RDE - Steve White
LLB - Jesse Sanders
MLB - Tyrone Hines
RLB - Scott Galyon
CB - DeRon Jenkins
CB - Terry Fair
SS - Raymond Austin
FS - Jason Parker
P - Tom Hutton

1995

Offense
TE - Scott Pfeiffer
LT - Jason Layman
LG - Trey Peterson
C - Jeff Smith
RG - Bubba Miller
RT - Robert Poole
WR - Marcus Nash
FL - Joey Kent
QB - Peyton Manning
FB - Chester Ford
TB - Jay Graham
PK - Jeff Hall
Defense
LDE - Leonard Little
LDT - Shane Burton
RDT - Billy Beron
RDE - Steve White
LLB - Jesse Sanders
MLB - Tyrone Hines
RLB - Scott Galyon
CB - DeRon Jenkins
CB - Terry Fair
SS - Raymond Austin
FS - Tori Noel
P - Larry Binion

1996

Offense
TE - Dustin Moore
LT - Trey Teague
LG - Spencer Riley
C - Brent Gibson
RG - Robert Poole
RT - Chad Clifton
WR - Marcus Nash
FL - Joey Kent
QB - Peyton Manning
FB - Chester Ford
TB - Jay Graham
PK - Jeff Hall
Defense
LDE - Leonard Little
LDT - Bill Duff
RDT - Ron Green
RDE - Jonathan Brown
LLB - Al Wilson
MLB - Tyrone Hines
RLB - Craig King
CB - Raymond Austin
CB - Terry Fair
SS - Tori Noel
FS - Jason Parker
P - Larry Binion

1997

Offense
TE - Eric Diogu
LT - Chad Clifton
LG - Spencer Riley
C - Trey Teague
RG - Mercedes Hamilton
RT - Cosey Coleman
WR - Marcus Nash
WR - Peerless Price
QB - Peyton Manning
FB - Shawn Bryson
TB - Jamal Lewis
PK - Jeff Hall
Defense
LDE - Jonathan Brown
LDT - Bill Duff
RDT - Ron Green
RDE - Corey Terry
LLB - Al Wilson
MLB - Leonard Little
RLB - Raynoch Thompson
CB - Dwayne Goodrich
CB - Terry Fair
SS - Tori Noel
FS - Cory Gaines
P - Chris Hogue

1998

Offense
TE - Eric Diogu
LT - Chad Clifton
LG - Mercedes Hamilton
C - Spencer Riley
RG - Cosey Coleman
RT - Jarvis Reado
WR - Cedrick Wilson
WR - Peerless Price
QB - Tee Martin
FB - Shawn Bryson
TB - Jamal Lewis+/
Travis Henry
PK - Jeff Hall
Defense
LDE - Shaun Ellis
LDT - Jeff Coleman
RDT - Darwin Walker
RDE - Corey Terry
LLB - Eric Westmoreland
MLB - Al Wilson
RLB - Raynoch Thompson
CB - Dwayne Goodrich
CB - Steve Johnson
SS - Fred White
FS - Deon Grant
P - David Leaverton

1999

Offense
TE - John Finlayson
LT - Chad Clifton
LG - Fred Weary
C - Spencer Riley
RG - Cosey Coleman
RT - Josh Tucker
WR - Cedrick Wilson
WR - David Martin
QB - Tee Martin
FB - Phillip Crosby
TB - Jamal Lewis+/
Travis Henry
PK - Alex Walls
Defense
LDE - Shaun Ellis
LDT - Billy Ratliff+/
John Henderson
RDT - Darwin Walker
RDE - Will Overstreet
LLB - Eric Westmoreland
MLB - Dominique
Stevenson
RLB - Raynoch Thompson
CB - Dwayne Goodrich
CB - Andre Lott
SS - Fred White
FS - Deon Grant
P - David Leaverton

2000

Offense
TE - John Finlayson
LT - Reggie Coleman
LG - Anthony Herrera
C - Fred Weary+/
Scott Wells
RG - Toby Champion
RT - Michael Munoz
WR - Cedrick Wilson
WR - Eric Parker
QB - Casey Clausen
FB - Will Bartholomew
TB - Travis Henry
PK - Alex Walls
Defense
LDE - DeAngelo Lloyd
LDT - Edward Kendrick
RDT - John Henderson
RDE - Will Overstreet
LLB - Eric Westmoreland
MLB - Dominique
Stevenson
RLB - Anthony Sessions
CB - Willie Miles
CB - Teddy Gaines
SS - Andre Lott
FS - Rashad Baker
P - David Leaverton

2001

Offense
TE - John Finlayson
LT - Reggie Coleman
LG - Fred Weary
C - Scott Wells
RG - Jason Respert+/
Chavis Smith
RT - Will Ofenheusle
WR - Donte Stallworth
WR - Kelley Washington
QB - Casey Clausen
FB - Will Bartholomew
TB - Travis Stephens
PK - Alex Walls
Defense
LDE - Bernard Jackson
LDT - John Henderson
RDT - Albert Haynesworth
RDE - Will Overstreet
LLB - Eddie Moore
MLB - Dominique
Stevenson
RLB - Keyon Whiteside
CB - Andre Lott
CB - Jabari Greer
SS - Julian Battle
FS - Rashad Baker
P - Dustin Colquitt

2002

Offense
TE - Jason Witten
LT - Michael Munoz
LG - Jason Respert
C - Scott Wells
RG - Anthony Herrera
RT - Will Ofenheusle
WR - Leonard Scott
WR - Tony Brown
QB - Casey Clausen
FB - Troy Fleming
TB - Cedric Houston
PK - Alex Walls
Defense
LDE - Omari Hand
LDT - Rashad Moore
RDT - Aubrayo Franklin
RDE - Demetrin Veal
LLB - Eddie Moore
MLB - Robert Peace
RLB - Kevin Burnett+/
Keyon Whiteside
CB - Willie Miles
CB - Julian Battle
SS - Gibril Wilson
FS - Rashad Baker
P - Dustin Colquitt

2003
Offense
TE - Victor McClure
LT - Michael Munoz
LG - Anthony Herrera
C - Scott Wells
RG - Cody Douglas
RT - Sean Young
WR -Mark Jones
WR -Tony Brown
QB -Casey Clausen
FB - Troy Fleming
TB - Cedric Houston
PK - James Wilhoit
Defense
LDE -Parys Haralson
LDT -J.T. Mapu
RDT -Mondre Dickerson
RDE -Constantin Ritzmann
SLB - Kevin Simon
MLB - Robert Peace
WLB -Kevin Burnett
LCB -Jabari Greer
RCB -Jason Allen
SS - Gibril Wilson
FS - Rashad Baker
P - Dustin Colquitt

2004
Offense
TE - Victor McClure
LT - Michael Munoz
LG - Rob Smith
C - Jason Respert
RG - Cody Douglas
RT - Arron Sears
WR -Tony Brown
WR -Chris Hannon
QB -Erik Ainge+/ Rick Clausen
FB - Cory Anderson
TB - Cedric Houston
PK - James Wilhoit
Defense
LDE -Parys Haralson
LDT -Jesse Mahelona
RDT -Justin Harrell
RDE -Karlton Neal
SLB - Omar Gaither
MLB - Jason Mitchell
WLB -Kevin Burnett
LCB -Roshaun Fellows
RCB -Jonathan Hefney
SS - Corey Campbell
FS - Jason Allen
P - Dustin Colquitt

2005
Offense
TE - Chris Brown
LT - Arron Sears
LG - Rob Smith
C - Richie Gandy+/ David Ligon
RG - Cody Douglas
RT - Albert Toeaina
WR - Chris Hannon
WR - C.J. Fayton
QB - Rick Clausen
FB - Cory Anderson
TB - Gerald Riggs Jr.+/ Arian Foster
PK - James Wilhoit
Defense
LDE - Parys Haralson
LDT - Justin Harrell
RDT - Jesse Mahelona
RDE - Jason Hall
SLB - Omar Gaither
MLB - Kevin Simon
WLB -Jason Mitchell
LCB - Jonathan Wade
RCB - Jason Allen+/Inky Johnson
SS - Antwan Stewart
FS - Jonathan Hefney
P - Britton Colquitt

2006
Offense
TE - Chris Brown
TE - Brad Cottam
LT - Arron Sears
LG - David Ligon
C - Josh McNeil
RG - Anthony Parker
RT - Eric Young
WR - Jayson Swain
WR - Robert Meachem
QB - Erik Ainge
TB - LaMarcus Coker
PK - James Wilhoit
Defense
LDE - Xavier Mitchell
LDT - Justin Harrell+/ Turk McBride
RDT - Matt McGlothlin
RDE - Antonio Reynolds
SLB - Ryan Karl
MLB - Marvin Mitchell
WLB -Jerod Mayo
LCB - Jonathan Wade
RCB - Inky Johnson+/ Antwan Stewart
SS - Demetrice Morley
FS - Jonathan Hefney
P - Britton Colquitt

2007
Offense
TE - Jeff Cottam
TE - Chris Brown
LT - Eric Young+/ Chris Scott
LG - Anthony Parker
C - Josh McNeil
RG - Chris Scott
RT - Ramon Foster
WR - Lucas Taylor
WR - Austin Rogers
QB - Erik Ainge
TB - Arian Foster
PK - Daniel Lincoln
Defense
LDE - Xavier Mitchell
LDT - Demonte Bolden
RDT - Dan Williams
RDE - Antonio Reynolds
SLB - Ryan Karl
MLB - Jerod Mayo
WLB - Rico McCoy
LCB - Brent Vinson
RCB - DeAngelo Willingham
SS - Eric Berry
FS - Jonathan Hefney
P - Britton Colquitt

2008
Offense
TE - Luke Stocker
LT - Chris Scott
LG - Vladimir Richard
C - Josh McNeil
RG - Anthony Parker
RT - Ramon Foster
WR - Lucas Taylor
WR - Gerald Jones
QB - Jonathan Crompton
TB - Arian Foster
FB - Kevin Cooper
PK - Daniel Lincoln
Defense
LE - Wes Brown
LT - Demonte Bolden
RT - Dan Williams
RE - Robert Ayers
SLB - Nevin McKenzie
MLB - Ellix Wilson
WLB - Rico McCoy
LCB - DeAngelo Willingham
RCB - Dennis Rogan
SS - Eric Berry
FS - Demetrice Morley
P - Britton Colquitt

2009
Offense
TE - Luke Stocker
LT - Chris Scott
LG - Cory Sullins
C - Cody Sullins
RG - Jacques Mc-Clendon
RT - Aaron Douglas
WR - Gerald Jones
WR - Denarius Moore
QB - Jonathan Crompton
TB - Montario Hardesty
FB - Kevin Cooper
PK - Daniel Lincoln+/ Devin Mathis
Defense
LE - Ben Martin
LT - Wes Brown
RT - Dan Williams
RE - Chris Walker
SLB - LaMarcus Thompson
MLB - Nick Reveiz+/ Herman Lathers
WLB - Rico McCoy
LCB - Dennis Rogan
RCB - Art Evans
SS - Eric Berry
FS - Janzen Jackson
P - Chad Cunningham

2010
Offense
TE - Luke Stocker
LT - Dallas Thomas
LG - Zach Fulton
C - James Stone
RG - Jerod Shaw
RT - Ja'Wuan James
WR - Gerald Jones
WR - Denarius Moore
QB - Tyler Bray/Matt Simms
TB - Tauren Poole
FB - Channing Fugate
PK - Daniel Lincoln
Defense
LE - Gerald Williams
DT - Malik Jackson
NT - Victor Thomas
RE - Chris Walker
SLB - LaMarcus Thompson
MLB - Nick Reveiz
WLB - Herman Lathers
LCB - Marsalis Teague
RCB - Prentiss Waggner
SS - Brent Brewer
FS - Janzen Jackson
P - Chad Cunningham

2011
Offense
TE - Mychal Rivera
LT - Dallas Thomas
LG - Alex Bullard/Marcus Jackson
C - James Stone/Alex Bullard
RG - Zach Fulton
RT - Ja'Wuan James
WR - Justin Hunter+/ Zach Rogers
WR - Da'Rick Rogers
QB - Tyler Bray
TB - Tauren Poole
FB - Ben Bartholomew
PK - Michael Palardy
Defense
LE - Jacques Smith
DT - Malik Jackson
NT - Daniel Hood
RE - Marlon Walls/Ben Martin
SLB - Curt Maggitt
MLB - Austin Johnson
WLB - A.J. Johnson
LCB - Izauea Lanier
RCB - Marsalis Teague
SS - Brent Brewer+/ Brian Randolph
FS - Prentiss Waggner
P - Matt Darr

2012
Offense
TE - Mychal Rivera
LT - Antonio Richardson
LG - Dallas Thomas
C - James Stone
RG - Zach Fulton
RT - Ja'Wuan James
WR - Justin Hunter
WR - Cordarrelle Patterson
QB - Tyler Bray
TB - Rajion Neal/Marlin Lane
FB - Ben Bartholomew
PK - Michael Palardy
Defense
DE - Darrington Sentimore
NG - Daniel McCullers
DE - Maurice Couch
JACK - Jacques Smith/ Jordan Williams
SLB - Curt Maggitt
MLB - A.J. Johnson
WLB - Herman Lathers
LCB - Prentiss Waggner/ Justin Coleman
RCB - Marsalis Teague/ Prentiss Waggner
SS - Brian Randolph+/ Byron Moore
FS - Byron Moore/ LaDarrell McNeil
P - Matt Darr/Michael Palardy

2013
Offense
TE - Brendan Downs
LT - Antonio Richardson
LG - Alex Bullard
C - James Stone
RG - Zach Fulton
RT - Ja'Wuan James
WR - Marquez North
WR - Alton 'Pig' Howard
QB - Justin Worley
TB - Rajion Neal
WR - Josh Smith
PK - Michael Palardy
Defense
DE - Corey Miller
DT - Daniel McCullers
NG - Daniel Hood
LEO - Jacques Smith
SLB - Brent Brewer
MLB - A.J. Johnson
WLB - Dontavis Sapp
CB - Justin Coleman
CB - Cameron Sutton
SS - Brian Randolph
FS - LaDarrell McNeil
NK - JaRon Toney
P - Michael Palardy

2014
Offense
TE - Ethan Wolf
LT - Kyler Kerbyson
LG - Marcus Jackson
C - Mack Crowder
RG - Jashon Robertson
RT - Coleman Thomas/ Jacob Gilliam
WR - Marquez North
WR - Alton 'Pig' Howard
QB - Justin Worley/ Joshua Dobbs
TB - Jalen Hurd
WR - Von Pearson/Josh Malone
PK - Aaron Medley
Defense
DE - Corey Vereen
DT - Jordan Williams
NT - Danny O'Brien
LE - Derek Barnett
SLB - Curt Maggitt
MLB - A.J. Johnson
WLB - Jalen Reeves-Maybin
CB - Justin Coleman
CB - Cameron Sutton
SS - Brian Randolph
FS - LaDarrell McNeil
P - Matt Darr

**Players listed were starters for the majority of the games that season.*

+ Indicates original starter injured during season.

VOLS IN NFL DRAFT HISTORY

Position guide: B-back, C-center, E-end, T-tackle; First-round selections in bold-italic

Year	Name	Pos.	Rnd.	Pick	Team
1936	Gene "Roy" Rose	E	4	36	NYG
1937	Phil Dickens	B	6	52	CHI Cards
1939	Walter "Babe" Wood	B	8	86	CHI Bears
	Bowden Wyatt	E	11	91	CHI Cards
1940	***George Cafego***	***B***	***1***	***1***	***CHI Cards***
	Jim Rike	C	4	46	DET
	Boyd Clay	T	11	95	CLE
	Sam Bartholomew	B	11	118	WAS
	Len Coffman	B	14	124	BROOK
1941	Marshall "Abe" Shires	T	2	14	CLE
	Bob Foxx	B	3	17	CHI Cards
	Bob Suffridge	G	6	42	PITT
	Ed Cifers	E	6	50	WAS
1942	Johnny Butler	B	7	51	PITT
	Ray Graves	C	9	73	PHI
	Ike Peel	B	15	132	CLE
	Don Edmiston	T	17	160	CHI Bears
1943	Al Hust	E	3	29	CHI Cards
1944	Bob Cifers	B	2	14	DET
	Jim Gaffney	B	15	149	WAS
	Jim Myers	G	15	151	PITT
	Bud Hubbell	E	15	152	CLE
1945	Bob Dobelstein	G	4	28	CHI Cards
	Casey Stephenson	B	7	65	GB
	Dick Huffman	T	9	81	CLE
	Art Brandau	C	10	89	PITT
	Roy Cross	E	10	90	BROOK
	Billy Bevis	B	12	119	NYG
	Jim Chadwell	T	23	240	NYG
	Russ Morrow	C	24	247	DET
1946	Walter Slater	B	3	37	PHI
	Jim Vugrin	G	26	241	CHI Cards
	Bob Long	B	26	268	PHI
1947	Max Partin -NFL	B	9	73	LA Rams
	Denver Crawford	T	15	130	GB
	Billy Gold	B	16	139	WAS
	Bill Hillman	B	27	246	DET
1948	Jim Powell	E	30	285	CHI Cards
1949	Al Russas	E	13	122	DET
	Bob Lund	B	14	141	PHI
1950	Norm Messeroll	T	15	185	NY Yanks
1951	Jack Stroud	T	5	61	NYG
	J.W. Sherrill	B	10	120	CHI Bears
	Jimmy Hill	B	15	178	DET
	Bud Sherrod	E	17	206	NYG
	Bill Pearman	G	26	309	PITT
	John Gruble	E	30	356	PITT
1952	***Bert Rechichar***	***B***	***1***	***10***	***CLE***
	Gordon Polofsky	B	5	61	LA Rams
	Herky Payne	B	9	102	PITT
	Andy Kozar	B	12	140	CHI Bears
	Vince Kaseta	E	16	182	NYY
	Hank Lauricella	B	17	202	DET
	Ted Daffer	G	21	248	CHI Bears
	Charlie Stokes	T	26	303	GB
1953	***Doug Atkins***	***T***	***1***	***11***	***CLE***
	Frank Holohan	T	10	114	PITT
	Jim Haslam	T	24	283	GB
	Ed Morgan	B	24	284	SF
	John Michels	G	25	297	PHI
	Pat Shires	B	29	339	WAS
	Andy Myers	G	30	358	CLE
1954	Bill Barbish	B	8	95	CLE
	Bob Fisher	T	10	115	PITT
1955	Darris McCord	T	3	36	DET
	Ed Nickla	G	14	167	CHI Bears
	Pat Oleksiak	B	18	216	DET
	Jimmy Wade	B	20	238	PHI
	Lamar Leachman	C	30	360	CLE
1956	Tom Tracy	B	5	50	DET
	Buddy Cruze	E	12	143	CHI Bears
1957	John Gordy	T	2	24	DET
	Frank Kolinsky	T	28	329	PITT
1958	Bill Anderson	B	3	31	WAS
	Bobby Gordon	B	6	63	CHI Cards
	Al Carter	B	22	257	CHI Bears
	Bobby Sandlin	B	24	285	BAL
1959	Carl Smith	B	9	101	DET
	Lebron Shields	T	22	256	DET
1960	Jerry DeLucca	T	(Expansion)		DAL
1961	Mike Lucci	C	5	69	CLE
	Billy Majors	B	12	168	PHI
	Charlie Baker	T	20	279	CLE
	Lebron Shields	T	(Expansion)		MIN
1962	Glenn Glass	HB	17	--	CHI
1964	***Dick Evey***	***T***	***1***	***14***	***CHI***
	Bob Zvolerin	T	12	158	WAS
	Ed Beard	T	14	183	SF
1965	***Steve DeLong***	***T***	***1***	***6***	***CHI***
	Whit Canale	FB	17	227	PITT
1966	Tom Fisher	LB	3	40	NYG
	Frank Emanuel	LB	4	52	PHI
	Stan Mitchell	FB	8	115	WAS
	Austin Denney	E	11	160	DAL
	Bob Petrella	DB	12	181	MIN
	Hal Wantland	HB	16	235	WAS
1967	Paul Naumoff	LB	3	60	DET
	Ron Widby	K	4	81	NO
	John Mills	End	8	199	SD
	Harold Stancell	DB	9	231	PHI
	Doug Archibald	DB	16	405	NYJ
1968	***Bob Johnson***	***C***	***1***	***2***	***CIN***
	Dewey Warren	QB	6	155	CIN
	Walter Chadwick	RB	6	164	GB
	John Boynton	T	7	172	MIA
	Elliot Gammage	TE	8	209	SD
	Joe Graham	G	15	394	PHI
	Charley Fulton	RB	16	413	BOS
1969	Richmond Flowers	FL	2	49	DAL
	Karl Kremser	K	5	128	MIA
	Jim Weatherford	DB	15	366	ATL
	Chick McGeehan	FL	15	375	MIA
	Bill Justus	DB	15	386	DAL
1970	***Jack Reynolds***	***LB***	***1***	***22***	***LA Rams***
	Steve Kiner	LB	3	73	DAL
	Herman Weaver	P	9	227	DET
	Pete Athas	DB	10	257	DAL
	Ken DeLong	TE	15	387	DAL
	Frank Yanossy	DT	16	392	PITT
1971	Lester McClain	WR	9	220	CHI
	Bobby Scott	QB	14	340	NO
	Chip Kell	C	17	429	SD
1972	Bobby Majors	DB	3	76	PHI
	George Hunt	K	5	122	CLE

Year	Name	Pos.	Rnd.	Pick	Team
	Jackie Walker	LB	6	148	SF
	Curt Watson	RB	6	150	NO
	Ray Nettles	LB	6	155	MIA
	Gary Theiler	TE	12	308	BAL
	Joe Balthrop	G	16	397	NO
1973	Jamie Rotella	LB	3	62	BAL
	Conrad Graham	DB	8	187	CHI
	Carl Johnson	LB	10	254	DAL
	Richard Earl	T	11	265	BUF
1974	Bill Rudder	RB	3	59	SD
	Haskel Stanback	RB	5	114	CIN
	Eddie Brown	DB	8	199	CLE
	Gary Valbuena	QB	10	260	MIA
	Gene Killian	G-T	16	413	DAL
1975	Neil Clabo	P	10	258	MIN
	Condredge Holloway	QB	12	306	NE
	Ricky Townsend	K	13	314	NYG
	Paul Careathers	RB	15	389	OAK
1976	Ron McCartney	LB	2	53	LA Rams
	Tommy West	LB	16	433	TB
1977	***Stanley Morgan***	***WR***	***1***	***25***	***NE***
	Larry Seivers	WR	4	111	SEA
	Mickey Marvin	G	4	112	OAK
	Andy Spiva	LB	5	135	STL
1978	Craig Colquitt	P	3	76	PITT
	Jesse Turnbow	DT	8	205	CLE
	Russ Williams	DB	9	250	DAL
	Brent Watson	T	10	261	CLE
	Pat Ryan	QB	11	281	NYJ
1979	***Robert Shaw***	***C***	***1***	***27***	***DAL***
	Jeff Moore	WR	3	58	LA Rams
	Kelsey Finch	RB	12	311	NO
1980	***Roland James***	***DB***	***1***	***14***	***NE***
	Craig Puki	LB	3	77	SF
1981	Tim Irwin	T	3	74	MIN
	Danny Spradlin	LB	5	137	DAL
	Alan Duncan	K	7	174	PHI
	Hubert Simpson	RB	10	258	CIN
	Brad White	DT	12	310	TB
1982	***Anthony Hancock***	***WR***	***1***	***11***	***KC***
	Brian Ingram	LB	4	111	NE
	Lamont Jeffers	LB	6	153	WAS
	Terry Daniels	DB	10	265	WAS
1983	***Willie Gault***	***WR***	***1***	***18***	***CHI***
	Darryal Wilson	WR	2	47	NE
	Mike Cofer	DE	3	67	DET
	Mike Miller	WR	4	104	GB
	Lee Jenkins	DB	11	281	NYG
1984	***Clyde Duncan***	***WR***	***1***	***17***	***STL***
	Reggie White	***DE***	***1***	***4***	***PHI (Suppl.)***
	Mark Studaway	DE	4	85	HOU
	Curt Singer	T	6	167	WAS
	Randall Morris	RB	10	270	SEA
	Lenny Taylor	WR	12	313	GB
	Glenn Streno	C	12	327	DET
1985	***Alvin Toles***	***LB***	***1***	***24***	***NO***
	Carl Zander	LB	2	43	CIN
	Johnnie Jones	RB	5	137	SEA
	Fuad Reveiz	K	7	195	MIA
	Reggie McKenzie	LB	10	275	LA Raiders
	Raleigh McKenzie	G	11	290	WAS
	Tony Simmons	DE	12	318	SD
1986	***Tim McGee***	***WR***	***1***	***21***	***CIN***
	Jeff Powell	RB	6	166	CHI
	Eric Swanson	WR	7	170	STL
	Tommy Sims	DB	7	190	IND
	David Douglas	G	8	204	CIN
1987	Bruce Wilkerson	T	2	52	LA Raiders
	Joey Clinkscales	WR	9	233	PITT
	Dale Jones	LB	10	262	DAL
	Carlos Reveiz	K	11	302	NE
1988	***Terry McDaniel***	***DB***	***1***	***9***	***LA Raiders***
	Anthony Miller	***WR***	***1***	***15***	***SD***
	John Bruhin	G	4	86	TB
	William Howard	RB	5	113	TB
	Harry Galbreath	G	8	212	MIA
	Joey Howard	T	9	238	SD
1989	***Keith DeLong***	***LB***	***1***	***28***	***SF***
	Jeff Francis	QB	6	140	LA Raiders
1990	Reggie Cobb	RB	2	30	TB
	Marion Hobby	DE	3	74	MIN
	Eric Still	G	4	99	HOU
	Tracy Hayworth	LB	7	174	DET
	Kent Elmore	P	7	190	LA Rams
	Thomas Woods	WR	8	205	MIA
1991	***Charles McRae***	***T***	***1***	***7***	***TB***
	Antone Davis	***T***	***1***	***8***	***PHI***
	Alvin Harper	***WR***	***1***	***12***	***DAL***
	Chuck Webb	RB	3	81	GB
	Harlan Davis	DB	5	128	SEA
	Anthony Morgan	WR	5	134	CHI
	Greg Amsler	RB	8	198	PHX
	Roland Poles	RB	10	254	SD
	Vince Moore	WR	11	279	NE
1992	***Dale Carter***	***DB***	***1***	***20***	***KC***
	Chris Mims	***DE***	***1***	***23***	***SD***
	Carl Pickens	WR	2	31	CIN
	Chuck Smith	DE	2	51	ATL
	Jeremy Lincoln	DB	3	80	CHI
	Tom Myslinski	G-C	4	109	DAL
	Shazzon Bradley	NT	9	240	GB
	Bernard Dafney	T	9	247	HOU
	Daryl Hardy	LB	10	270	ATL
1993	***Todd Kelly***	***DE***	***1***	***27***	***SF***
	Dave Thomas	DB	8	203	DAL
1994	***Heath Shuler***	***QB***	***1***	***3***	***WAS***
	Charlie Garner	RB	2	42	PHI
	Cory Fleming	WR	3	87	SF
	Shane Bonham	DT	3	93	DET
	Horace Morris	LB	5	152	NYJ
1995	***James Stewart***	***RB***	***1***	***19***	***JAC***
	Ronald Davis	DB	2	41	ATL
	Aaron Hayden	RB	4	104	SD
	Ben Talley	LB	4	133	NYG
	Jerry Colquitt (Forfeited)	QB	6	191	CAR
	Billy Williams	WR	7	212	ARI
	Reggie Cobb	RB	(Expansion)		JAC
	Tom Myslinski	G-C	(Expansion)		JAC
	Dave Thomas	DB	(Expansion)		JAC
1996	Jason Layman	T	2	48	HOU
	DeRon Jenkins	DB	2	55	BAL
	Shane Burton	DT	5	150	MIA
	Nilo Silvan	WR	6	180	TB
	Scott Galyon	LB	6	182	NYG
	Steve White	LB	6	194	PHI
	Leslie Ratliffe	T	7	213	DEN
	Jeff Smith	C	7	241	KC
1997	Joey Kent	WR	2	46	HOU
	Jay Graham	RB	3	64	BAL
	Ray Austin	DB	5	145	NYJ

Year	Name	Pos.	Rnd.	Pick	Team
1998	***Peyton Manning***	***QB***	***1***	***1***	***IND***
	Terry Fair	***DB***	***1***	***20***	***DET***
	Marcus Nash	***WR***	***1***	***30***	***DEN***
	Leonard Little	DE	3	65	STL
	Jonathan Brown	DE	3	90	GB
	Trey Teague	C	7	200	DEN
	Andy McCullough	WR	7	204	NO
	Corey Gaines	DB	7	231	IND
1999	***Al Wilson***	***LB***	***1***	***31***	***DEN***
	Peerless Price	WR	2	53	BUF
	Shawn Bryson	RB	3	86	BUF
	Steve Johnson	DB	6	170	SEA
	Jeff Hall	K	6	181	WAS
	Corey Terry	DE	7	250	IND
2000	***Jamal Lewis***	***RB***	***1***	***5***	***BAL***
	Shaun Ellis	***DE***	***1***	***12***	***NYJ***
	Raynoch Thompson	LB	2	41	ARI
	Chad Clifton	T	2	44	GB
	Dwayne Goodrich	DB	2	49	DAL
	Cosey Coleman	G	2	51	TB
	Deon Grant	DB	2	57	CAR
	Darwin Walker	DT	3	71	ARI
	Tee Martin	QB	5	163	PITT
2001	Travis Henry	RB	2	58	BUF
	Eric Westmoreland	LB	3	73	JAC
	David Leaverton	P	5	142	JAC
	Cedrick Wilson	WR	6	169	SF
	David Martin	TE	6	198	GB
2002	***John Henderson***	***DT***	***1***	***9***	***JAC***
	Donte' Stallworth	***WR***	***1***	***13***	***NO***
	Albert Haynesworth	***DT***	***1***	***15***	***TENN***
	Fred Weary	OG	3	66	HOU
	Will Overstreet	DE	3	80	ATL
	Travis Stephens	RB	4	119	TB
	Andre Lott	DB	5	159	WAS
	Reggie Coleman	OT	6	192	WAS
	Teddy Gaines	DB	7	256	SF
	Dominique Stevenson	LB	7	260	BUF
2003	Eddie Moore	LB	2	49	MIA
	Kelley Washington	WR	3	65	CIN
	Jason Witten	TE	3	69	DAL
	Julian Battle	DB	3	92	KC
	Aubrayo Franklin	DT	5	146	BAL
	Keyon Whiteside	LB	5	162	IND
	Rashad Moore	DT	6	183	SEA
	Demetrin Veal	DE	7	238	ATL
2004	Gibril Wilson	DB	5	136	NYG
	Troy Fleming	RB	6	191	TENN
	Mark Jones	WR	7	206	TB
	Scott Wells	C	7	251	GB
2005	Kevin Burnett	LB	2	42	DAL
	Dustin Colquitt	P	3	99	KC
	Cedric Houston	RB	6	182	NYJ
2006	***Jason Allen***	***CB***	***1***	***16***	***MIA***
	Parys Haralson	DE	5	140	SF
	Omar Gaither	LB	5	168	PHI
	Jesse Mahelona	DT	5	169	TENN
	Kevin Simon	LB	7	250	WAS
2007	***Justin Harrell***	***DT***	***1***	***16***	***GB***
	Robert Meachem	***WR***	***1***	***27***	***NO***
	Arron Sears	OT	2	35	TB
	Turk McBride	DE	2	54	KC
	Jonathan Wade	CB	3	84	STL
	Marvin Mitchell	LB	7	220	NO
2008	***Jerod Mayo***	***LB***	***1***	***10***	***NE***
	Brad Cottam	TE	3	76	KC
	Erik Ainge	QB	5	162	NYJ
2009	***Robert Ayers***	***DE***	***1***	***18***	***DEN***
2010	***Eric Berry***	***DB***	***1***	***5***	***KC***
	Dan Williams	***DT***	***1***	***26***	***ARI***
	Montario Hardesty	RB	2	59	CLE
	Jacques McClendon	OG	4	129	IND
	Chris Scott	OT	5	151	PITT
	Jonathan Crompton	QB	5	168	SD
2011	Luke Stocker	TE	4	104	TB
	Denarius Moore	WR	5	148	OAK
2012	Malik Jackson	DL	5	137	DEN
2013	***Cordarrelle Patterson***	***WR***	***1***	***29***	***MIN***
	Justin Hunter	WR	2	34	TEN
	Dallas Thomas	OL	3	77	MIA
	Mychal Rivera	TE	6	184	OAK
2014	***Ja'Wuan James***	***OL***	***1***	***19***	***MIA***
	Zach Fulton	OL	6	193	KC
	Daniel McCullers	DL	6	215	PIT

1998 1st overall pick Peyton Manning is one of an SEC-high 333 Tennessee draft picks

VOLS IN THE AAFC DRAFT

Year	Name	Pos.	Rnd.	Pick	Team
1947	Bud Hubbell - AAFC	E	9	65	MIA
	Walter Slater	B	13	102	SF
1949	Al Russas - AAFC	E	10	75	BUF
	Bob Lund	B	11	84	SF

VOLS IN THE AFL DRAFT

Year	Name	Pos.	Rnd.	Pick	Team
1960	Joe Schaffer - AFL	T	--	--	BUF
	Lebron Shields	T	--	--	DEN
1961	Bill Majors - AFL	HB	9	--	BUF
	Mike Lucci	C	20	--	LA
	Charlie Baker	T	22	--	BUF
1962	Glenn Glass - AFL	HB	2	12	BUF
	Mike Stratton	E	13	100	BUF
1964	Dick Evey - AFL	T	2	12	BUF
	Ed Beard	T	20	159	OAK
1965	***Steve DeLong - AFL***	***T***	***1***	***8***	***SD***
1966	Frank Emanuel - AFL	LB	2	--	MIA
	Bob Petrella	DB	8	--	MIA
	Tom Fisher	LB	1 (Redshirt)		HOU
	Austin Denney	E	2 (Redshirt)		NYJ
	John Crumbacher	T	4 (Redshirt)		OAK

VOLS IN PRO FOOTBALL

The following is a list of former Tennessee athletes who have played actively at least one season with a professional football club. Names listed are only of players who were on the teams' official roster and does not necessarily include all years in which a player may have been on the practice squad. Information for this listing was compiled by the Media Relations Office with the aid of the official media guides of all teams and the Encyclopedia of Football. Additions and corrections are requested.

2015 NFL DRAFT PICKS/UNDRAFTED FREE AGENT SIGNEES

Justin Coleman, DB (Free Agent), Minnesota Vikings
Matt Darr, P (Free Agent), Miami Dolphins
Marlin Lane, RB (Free Agent Tryout), Miami Dolphins
Jordan Williams, DL (Free Agent), New York Jets
Justin Worley QB (Free Agent Tryout), Cleveland Browns & New Orleans Saints

***Active Players During the 2014 Season**
NFL - National Football League
CFL - Canadian Football League
EU - NFL Europe
WL - World League of American Football (1991-93; 96-97)
AFL - American Football League (1960-69)
USFL - United States Football League (1983-85)
WFL - World Football League (1974-75)
AAC - All-American Conference (1946-49)

Ainge, Erik (2007), Quarterback: (2008 Draft - 5th Round), New York Jets (NFL) 2008-10.
*Allen, Jason (2005), Defensive Back: (2006 Draft - 1st Round), Miami Dolphins (NFL) 2006-10; Houston Texans (NFL) 2010-11, Cincinnati Bengals 2012.
Allen, Mikki (1999), Defensive Back: (2000 Free Agent), San Francisco 49ers (NFL) 2000; Amsterdam Admirals (EU) 2001.
Amsler, Greg (1990), Running Back: (1991 Draft - 8th Round), Phoenix Cardinals (NFL) 1991 (Injured Reserve).
Anderson, Bill (1957), Back: (1958 Draft - 3rd Round), Washington Redskins (NFL) 1958-63; Green Bay Packers (NFL) 1965-66.
Athas, Pete (1969 Freshman), Defensive Back: (1970 Draft - 10th Round), Dallas Cowboys (NFL) 1970; New York Giants (NFL) 1971-75; Cleveland Browns (NFL) 1975; Minnesota Vikings (NFL) 1975; New Orleans Saints (NFL) 1976.
Atkins, Doug (1952), Defensive Tackle: (1953 Draft - 1st Round), Cleveland Browns (NFL) 1953-54; Chicago Bears (NFL) 1955-66; New Orleans Saints (NFL) 1967-69.
***Ayers, Robert (2008), Defensive End: (2009 Draft - 1st Round), Denver Broncos (NFL) 2009-2013; New York Giants (NFL) 2014-Present.**
Austin, Raymond (1996) Defensive Back: (1997 Draft - 5th Round), New York Jets (NFL) 1997; Chigago Bears 1998-2000.
Bailey, Howard (1934), Tackle: Philadelphia Eagles (NFL) 1935.
Baker, Rashad (2003), Defensive Back (2004 Free Agent), Buffalo Bills (NFL) 2004-05; New England Patriots (NFL) 2006-07; Oakland Raiders (NFL) 2008; Philadelphia Eagles (NFL) 2009.
Barbish, Bill (1953), Back: (1954 Draft - 8th Round - Cleveland), Toronto Argonauts (CFL) 1954.
Bartholomew, Sam (1939), Back: (1940 Draft - 11th Round - Washington), Philadelphia Eagles (NFL) 1941.
Bates, Bill (1982), Defensive Back: (1983 Free Agent), Dallas Cowboys (NFL) 1983-97.
Battle, Julian (2002), Defensive Back: (2003 Draft - 3rd Round), Kansas City (NFL) 2003-05; Washington Redskins (NFL) 2006; Calgary Stampeders (CFL) 2007-08.
Beard, Ed (1961), Linebacker: (1964 Draft - 14th Round), San Francisco 49ers (NFL) 1965-73.
***Berry, Eric (2009), Defensive Back: (2010 Draft - 1st Round), Kansas City Chiefs (NFL) 2010-Present.**
***Bolden, Demonte' (2008), Defensive Tackle: (2009 Free Agent) Hamilton Tiger-Cats (CFL) 2009-10, Calgary Stampeders 2012-Present.**
Bonham, Shane (1993), Defensive Tackle: (1994 Draft - 3rd Round) Detroit Lions (NFL) 1994-97; San Francisco 49ers (NFL) 1998; Indianapolis Colts (NFL) 1999.
Boynton, John (1967), Tackle: (1968 Draft - 7th Round), Miami Dolphins (AFL) 1969.
Brandau, Art (1942), Center: (1945 Draft - 8th Round), Pittsburgh Steelers (NFL) 1945-46.
***Bray, Tyler (2012), Quarterback: (2103 Free Agent), Kansas City Chiefs (NFL) 2013-Present.**
Brown, Chris (2007), Tight End: (2008 Free Agent), Jacksonville Jaguars (NFL) 2007 (Practice Squad); Miami Dolphins (NFL) 2008 (Practice Squad).
Brown, Eddie (1973), Defensive Back: (1974 Draft - 8th Round), Cleveland Browns (NFL) 1974-75; Washington Redskins (NFL) 1975-77; Los Angeles Rams (NFL) 1978-79; Chicago Blitz (USFL) 1983; Arizona Wranglers (USFL) 1984.
Brown, Jonathan (1997), Defensive End: (1998 Draft - 3rd Round) Green Bay Packers (NFL) 1998; Denver Broncos (NFL) 1999; Berlin Thunder (EU) 2000; St. Louis Rams (NFL) 2001-02; Amsterdam Admirals (EU) 2003; Toronto Argonauts (CFL), 2004-09; BC Lions (CFL), 2010.
Brown, Tony (2004), Wide Reciever: (2005 Free Agent), Seattle Seahawks (NFL) 2005.
Bruhin, John (1987), Offensive Guard: (1988 Draft - 4th Round), Tampa Bay Bucaneers (NFL) 1988-1991.
Bryson, Shawn (1998), Running Back: (1999 Draft - 3rd Round), Buffalo Bills (NFL) 1999-2002; Detroit Lions (NFL) 2003-06.
Burnett, Kevin (2004), Linebacker: (2005 Draft - 2nd Round), Dallas Cowboys (NFL) 2005-08; San Diego Chargers (NFL) 2009-10; Miami Dolphins (NFL) 2011-12; Oakland Raiders (NFL) 2013.
Burton, Shane (1995), Defensive Tackle: (1996 Draft - 5th Round), Miami Dolphins (NFL) 1996-98; Chicago Bears (NFL) 1999; New York Jets 2000-01; Carolina Panthers (NFL) 2002-03.
Butler, Johnny (1941), Back: (1942 Draft - 5th Round - Pittsburgh), Philadelphia Eagles (NFL) 1943, 1945; Pittsburgh Steelers (NFL) 1943-44; Brooklyn Tigers (NFL) 1944; Boston Yanks (NFL) 1944-45; Chicago Cardinals (NFL) 1944.
Cafego, George (1939), Back: (1940 Draft - 1st Round - Chicago Cardinals), Brooklyn Dodgers (NFL) 1940, 1943; Washington Redskins (NFL) 1943; Boston Yanks (NFL) 1944.
Canale, Whit (1964), Defensive End: (1965 Draft - 17th Round - Pittsburgh), Miami Dolphins (AFL) 1966; Boston Patriots (AFL) 1968.
Carter, Dale (1991), Defensive Back: (1992 Draft - 1st Round), Kansas City Chiefs (NFL) 1992-98; Denver Broncos 1999-2000; Minnesota Vikings (NFL) 2001; New Orleans Saints (NFL) 2002-03; Baltimore Ravens (NFL) 2004-05.
Chadwick, Walter (1967), Running Back: (1968 Draft - 6th Round - Green Bay), Winnipeg Blue Bombers (CFL) 1968.
Cifers, Bobby (1942), Quarterback: (1944 Draft - 2nd Round), Detroit Lions (NFL) 1944-46; Pittsburgh Steelers (NFL) 1947-48; Green Bay Packers (NFL) 1949.
Cifers, Ed (1940), End: (1941 Draft - 6th Round), Washington Redskins (NFL) 1941-42, 1946; Chicago Bears (NFL) 1947-48.
Clabo, Neil (1974), Punter: (1975 Draft - 10th Round), Minnesota Vikings (NFL) 1975-77.

Clausen, Casey (2003), Quarterback: (2004 Free Agent), Amsterdam Admirals (EU) 2005

Clay, Boyd (1939), Tackle: (1940 Draft - 11th Round), Cleveland Rams (NFL) 1940-42, 1944.

Clifton, Chad (1999), Offensive Tackle: (2000 Draft - 2nd Round), Green Bay Packers (NFL) 2000-2011.

Clinkscales, Joey (1986), Wide Receiver: (1987 Draft - 9th Round), Pittsburgh Steelers (NFL) 1987-88; Tampa Bay Buccaneers (NFL) 1988.

Cobb, Reggie (1989), Running Back: (1990 Draft - 2nd Round), Tampa Bay Buccaneers (NFL) 1990-93, Green Bay Packers (NFL) 1994; Jacksonville Jaguars (NFL) 1995; New York Jets (NFL) 1996-97.

Cofer, Mike L. (1982), Defensive End: (1983 Draft - 3rd Round), Detroit Lions (NFL) 1983-1992.

Coker, LaMarcus (2006): Running Back: Calgary Stampeders (CFL) 2011

Coleman, Cosey (1999), Offensive Guard: (2000 Draft - 2nd Round), Tampa Bay Buccaneers (NFL) 2000-04; Cleveland Browns (NFL) 2005-06.

Coleman, Reggie (2001), Offensive Tackle: (2002 Draft - 6th Round) Washington Redskins (NFL) 2002.

Colquitt, Britton (2008), Punter: (2009 Free Agent) Denver Broncos (NFL) 2009-Present.

Colquitt, Craig (1977), Punter: (1978 Draft - 3rd Round), Pittsburgh Steelers (NFL) 1978-1984.

Colquitt, Dustin (2004), Punter: (2005 Draft - 3rd Round), Kansas City Chiefs (NFL) 2005-Present.

Colquitt, Jimmy (1984), Punter: (1985 Free Agent), Seattle Seahawks (NFL) 1985.

Cooper, Richard (1987), Defensive Lineman: (1989 Free Agent), New Orleans Saints (NFL) 1989-95; Philadelphia Eagles (NFL) 1996-98.

Copeland, Jeremaine (1998), Wide Receiver: (2000 Free Agent), Barcelona Dragons (EU) 2000; Montreal Alouettes (CFL) 2001-04; Calgary Stampede (CFL) 2005-09; Toronto Argonauts (CFL) 2010-11.

Cottam, Brad (2007), Tight End: (2008 NFL Draft-3rd Round), Kansas City Chiefs (NFL) 2008-09.

Cox, Morgan (2009), LS: (2010 Free Agent), Baltimore Ravens (NFL) 2010-Present.

Crawford, Denver (1947), Tackle: (1947 Draft - 13th Round - Green Bay), New York Yankees (AAC) 1948.

Crompton, Jonathan (2009), Quarterback (2010 Draft - 5th Round San Diego), New England Patriots (NFL) 2010 (Practice Squad); Washington Redskins (NFL) 2011 (Practice Squad); Edmonton Eskimos (CFL) 2013; Montreal Alouettes (CFL) 2014-Present.

Crosby, Phillip (1999), Fullback: (2000 Free Agent), Buffalo Bills (NFL) 2000-03.

Daffer, Ted (1951), End: (1952 Draft - 21st Round), Chicago Bears (NFL) 1954.

Dafney, Bernard (1991), Offensive Tackle: (1992 Draft - 9th Round), Houston Oilers (NFL) 1992; Minnesota Vikings (NFL) 1993-95; Arizona Cardinals (NFL) 1995; Pittsburgh Steelers (NFL) 1996-97; Carolina Panthers (NFL) 1998.

Daniels, Terry (1981), Defensive Back: (1981 Draft - 10th Round - Washington), New Jersey Generals (USFL) 1983-85.

Danychuk, Bill (1964), Guard: Hamilton Tigercats (CFL) 1965-76.

Davis, Antone (1990), Offensive Tackle: (1991 Draft - 1st Round - Green Bay), Philadelphia Eagles (NFL) 1991-95; Atlanta Falcons (NFL) 1996-97

Davis, Harlan (1990), Defensive Back: (1991 Draft - 5th Round), Seattle Seahawks (NFL) 1991.

Davis, Ron (1994) Defensive Back: (1995 Draft - 2nd Round), Atlanta Falcons (NFL) 1995; Green Bay Packers (NFL) 1997-08.

DeLong, Keith (1988), Linebacker: (1989 Draft - 1st Round), San Francisco 49ers (NFL) 1989-1993.

DeLong, Steve (1964), Defensive End: (1965 Draft - 1st Round - Chicago (NFL)/San Diego (AFL)), San Diego Chargers (AFL) 1965-69 (NFL) 1970-71; Chicago Bears (NFL) 1972.

DeLucca, Jerry (1955), Guard: Toronto Argonauts (CFL) 1958; Philadelphia Eagles (NFL) 1959; Boston Patriots (AFL) 1960-61, 63-64; Buffalo Bills (AFL) 1962-63.

Denney, Austin (1966), End: (1967 Draft - 11th Round - Dallas (NFL)/2nd Round New York Jets (AFL), Chicago Bears (NFL) 1967-69; Buffalo Bills (NFL) 1970-71.

Dickerson, Mondre (2003), Defensive Line: (2003 Free Agent), Tampa Bay Storm (AFL) 2006; Grand Rapids Rampage (AFL) 2007; Columbus Destroyers (AFL) 2008.

Dobelstein, Bob (1945), Guard: (1945 Draft - 2nd Round - Chicago Cardinals), New York Giants (NFL) 1946-48; Los Angeles Dons (AAC) 1949.

Douglas, Cody (2005), Offensive Guard (2006 Free Agent) Houston Texans (NFL) 2006; Cologne Centurions (EU) 2007.

Douglas, David (1985), Offensive Tackle: (1986 Draft - 8th Round), Cincinnati Bengals (NFL) 1986-88; New England Patriots (NFL) 1989-90.

Duff, Bill (1998), Defensive Tackle: (1999 Free Agent), Cleveland Browns (NFL) 1999; Berlin Thunder (EU) 2000-01.

Duncan, Alan (1980), Place Kicker: (1981 Draft - 7th Round), Philadelphia Eagles (NFL); Memphis Showboats (USFL) 1984-85.

Duncan, Clyde (1983), Wide Receiver: (1984 Draft - 1st Round), St. Louis Cardinals (NFL) 1984-85.

Ellis, Shaun (1999), Defensive End: (2000 Draft - 1st Round), New York Jets (NFL) 2000-10; New England Patriots (NFL) 2011.

Emanuel, Frank (1965), Linebacker: (1966 Draft - 4th Round - Philadelphia (NFL)/3rd Round - Miami (AFL), Miami Dolphins (AFL) 1966-69; New Orleans Saints (NFL) 1970.

Evey, Dick (1963), Tackle: (1964 Draft - 1st Round - Chicago (NFL)/2nd Round Buffalo (AFL)), Chicago Bears (NFL) 1964-69; Los Angeles Rams (NFL) 1970; Detroit Lions (NFL) 1971.

Fair, Terry (1997) Defensive Back: (1998 Draft - 1st Round) Detroit Lions (NFL) 1998-2001; Carolina Panthers (NFL) 2002; Pittsburgh Steelers (NFL) 2003-04; St. Louis Rams (NFL) 2005.

Feathers, Beattie (1933), Halfback: Chicago Bears (NFL) 1934-37; Brooklyn Dodgers (NFL) 1938-39; Green Bay Packers (NFL) 1940.

Fields, Earnest (1991), Linebacker: (1994 Free Agent) Baltimore CFL Club (CFL) 1994.

Fleming, Cory (1993), Wide Receiver: (1994 Draft - 3rd Round) San Francisco 49ers (NFL); Dallas Cowboys (NFL) 1994-95; Oakland Raiders (NFL) 2000.

Fleming, Troy (2003), Running Back: (2004 Draft - 6th Round) Tennessee Titans (NFL) 2004-06.

Flowers, Richmond (1968), Safety: (1969 Draft - 2nd Round), Dallas Cowboys (NFL) 1969-71; New York Giants (NFL) 1971-73; Shreveport Steamers (WFL) 1974-75.

Foster, Arian (2008), Running Back: (2009 Free Agent), Houston Texans (NFL) 2009-Present.

Foster, Ramon (2008), Offensive Tackle: (2009 Free Agent), Pittsburgh Steelers (NFL) 2009-Present.

Francis, Jeff (1988), Quarterback: (1989 Draft - 6th Round), Los Angeles Raiders (NFL) 1989; Cleveland Browns (NFL) 1990-1991.

Franklin, Aubrayo (2002), Defensive Tackle: (2003 Draft - 5th Round), Baltimore Ravens (NFL) 2003-06; Frankfurt Galaxy (EU) 2004; San Francisco 49ers (NFL) 2007-10; New Orleans Saints (NFL) 2011; San Diego Chargers (NFL) 2012; Indianapolis Colts (NFL) 2013.

Frost, Ken (1960), Tackle: Dallas Cowboys (NFL) 1961-62.

Fulton, Charlie (1967), Back: (1968 Draft - 16th Round - Boston), Edmonton Eskimos (CFL) 1968-69.

Fulton, Zach (2013), Offensive Line: (2014 Draft - 6th Round), Kansas City Chiefs (NFL) 2014-Present.

Gaffney, Jim (1942), Back: (1944 Draft - 13th Round), Washington Redskins (NFL) 1945-46.

Gaines, Cory (1997), Defensive Back: (2001 Free Agent), Frankfurt Galaxy (EU) 2001.

Gaines, Greg (1980), Defensive Back: (1980 Free Agent), Seattle Seahawks (NFL) 1981-1988.

Gaines, Teddy (2001), Defensive Back: (2002 Draft - 7th Rd San Francisco), Rhein Fire (EU) 2003; Montreal Alouettes (CFL) 2004

Gaither, Omar (2005), Linebacker: (2006 Draft - 5th Round), Philadelphia Eagles (NFL) 2006-10; Carolina Panthers (NFL) 2011, Oakland Raiders (NFL) 2012, Atlanta Falcons (NFL) 2013.

Galbreath, Harry (1987), Offensive Guard: (1988 Draft - 8th Round), Miami Dolphins (NFL) 1988-92; Green Bay Packers (NFL) 1993-95; New York Jets (NFL) 1996-97.

Galyon, Scott (1995), Linebacker: (1996 Draft - 6th Round), New York Giants (NFL) 1996-99; Miami Dolphins (NFL) 2000-2002.

Garner, Charlie (1993), Running Back: (1994 Draft - 2nd Round) Philadelphia Eagles (NFL) 1994-98; San Francisco 49ers (NFL) 1999-2000; Oakland Raiders (NFL) 2001-03; Tampa Bay Buccaneers (NFL) 2004-2005.

Gault, Willie (1982), Wide Receiver: (1983 Draft - 1st Round), Chicago Bears (NFL) 1983-87; Los Angeles Raiders (NFL) 1988-93.

Glass, Glenn (1961), Back: (1962 Draft - 2nd Round - Buffalo (AFL)/17th Round - Chicago (NFL)), Pittsburgh Steelers (NFL) 1962-63; Philadelphia Eagles (NFL) 1964-65; Atlanta Falcons (NFL) 1966; Denver Broncos (AFL) 1966.

Goodrich, Dwayne (1999), Defensive Back: (2000 Draft - 2nd Round), Dallas Cowboys (NFL) 2001-02.

Gordon, Bobby (1957), Back: (1958 Draft - 6th Round), Chicago Cardinals (NFL) 1958; Houston Oliers (AFL) 1960.

Gordy, John (1956), Tackle: (1957 Draft - 2nd Round), Detroit Lions (NFL) 1957, 1959-67.

Graddy, Sam (1986), Wide Receiver: (1987 Free Agent), Denver Broncos (NFL) 1987-88; Los Angeles Raiders (NFL) 1989-92.

Graham, Conrad (1972), Defensive Back: (1973 Draft - 8th Round), Chicago Bears (NFL) 1973.

Graham, Jay (1996), Running Back: (1997 Draft - 3rd Round), Baltimore Ravens (NFL) 1997-99; Seattle Seahawks (NFL) 2001; Montreal Alouettes (CFL) 2003.

Grant, Deon (1999), Defensive Back: (2000 Draft - 2nd Round), Carolina Panthers (NFL) 2000-03; Jacksonville Jaguars (NFL) 2004-06; Seattle Seahawks (NFL) 2007-09; New York Giants (NFL) 2010-11.

Graves, Ray (1941), Center: (1942 Draft - 7th Round), Philadelphia Eagles (NFL) 1942-43, 1946; Pittsburgh Steelers (NFL) 1943.

Greer, Jabari (2003), Defensive Back: (2004 Free Agent), Buffalo Bills (NFL) 2004-08; New Orleans Saints (NFL) 2009-13.

Guess, Nick (2011), Long Snapper: (2012 Free Agent), Oakland Raiders (NFL) 2012.

Hall, Jason (2005), Defensive End: (2006 Free Agent), Cologne Centurions (EU) 2007.

Hall, Jeff (1998), Placekicker: (2000 Free Agent), St. Louis Rams (NFL) 2000.

Hamilton, Mercedes (1998), Offensive Guard: (1999 Free Agent), Berlin Thunder (EU) 1999.

Hancock, Anthony (1981), Wide Receiver: (1982 Draft - 1st Round), Kansas City Chiefs (NFL) 1982-86; Buffalo Bills (NFL) 1988 (Injured Reserve).

Hand, Omari (2002), Defensive End: (2003 Free Agent), San Diego Chargers (NFL) 2003-05; Amsterdam Admirals (EU) 2005.

Hannon, Chris (2005), Wide Receiver (2006 Free Agent), Kansas City Chiefs (NFL) 2006; Detroit Lions (NFL) 2007-08; Miami Dolphins (NFL) 2008; San Fransisco 49ers (NFL) 2008.

Haralson, Parys (2005), Defensive End (2006 Draft - 5th Round), San Francisco 49ers (NFL) 2006-12; New Orleans Saints (NFL) 2013-Present.

Hardesty, Montario (2009), Running Back (2010 Draft - 2nd Round), Cleveland Browns (NFL) 2010-13.

Harrell, Justin (2006), Defensive Tackle: (2007 Draft- 1st Round), Green Bay Packers (NFL) 2007-10.

Hardy, Darryl (1991), Linebacker: (1992 Draft - 10th Round), Atlanta Falcons (NFL) 1992-93 (Practice Squad); Arizona Cardinals (NFL) 1994 (Practice Squad); Dallas Cowboys (NFL) 1995-96; Seattle Seahawks (NFL) 1997-98.

Harper, Alvin (1990), Wide Receiver: (1991 Draft - 1st Round), Dallas Cowboys (NFL) 1991-94; Tampa Bay Buccaneers (NFL) 1995-96; Washington Redskins (NFL) 1997; New Orleans Saints (NFL) 1997.

Hayden, Aaron (1994), Running Back: (1995 Draft - 4th Round), San Diego Chargers (NFL) 1995-96; Green Bay Packers (NFL) 1997-98; Philadelphia Eagles (NFL) 1999-2000.

Haynesworth, Albert (2001), Defensive Tackle: (2002 Draft - 1st Round), Tennessee Titans (NFL) 2002-08; Washington Redskins (NFL) 2009-10; New England Patriots (NFL), 2011; Tampa Bay Buccaneers (NFL) 2011.

Hayworth, Tracy (1989), Defensive End: (1990 Draft - 7th Round), Detroit Lions (NFL) 1990-95; Atlanta Falcons (NFL) 1996.

Hefney, Jonathan (2007), Safety: (2009 Free Agent) Winnipeg Blue Bombers (CFL) 2009; Detroit Lions (NFL) 2010; Winnipeg Blue Bombers (CFL) 2010-13; Calgary Stampeders (CFL) 2013.

Henderson, John (2001), Defensive Tackle: (2002 Draft - 1st Round), Jacksonville Jaguars (NFL) 2002-09; Oakland Raiders (NFL) 2010-11.

Henry, Travis (2000), Tailback: (2001 Draft - 2nd Round) Buffalo Bills (NFL) 2001-04; Tennessee Titans (NFL) 2005-06; Denver Broncos (NFL) 2007.

Herrera, Anthony (2003), Offensive Line: (2004 Free Agent) Minnesota Vikings (NFL) 2004-11.

Hickman, Herman (1931), Guard: Brooklyn Dodgers (NFL) 1932-34.

Hill, Jim (1950), Back: (1951 Draft - 15th Round), Detroit Lions (NFL) 1951-52; Pittsburgh Steelers (NFL) 1955.

Hillman, Bill (1946), Back: (1947 Draft - 25th Round), Detroit Lions (NFL) 1947.

Hobby, Marion (1989), Defensive End: (1990 Draft - 3rd Round - Minnesota), New England Patroits (NFL) 1990-1993.

Holloway, Condredge (1974), Quarterback: (1975 Draft - 12th Round - New England), Ottawa Rough Riders (CFL) 1975-1980; Toronto Argonauts (CFL) 1981-1986; British Columbia Lions (CFL) 1987.

Houston, Cedric,(2004), Running Backs: (2005 Draft - 6th Round), New York Jets (NFL) 2005-06.

Howard, Joey (1987), Offensive Tackle: (1988 Draft - 9th Round), San Diego Chargers (NFL) 1988-1990.

Howard, William (1987), Running Back: (1988 Draft - 5th Round), Tampa Bay Buccaneers (NFL) 1988-89.

Hubbell, Franklin (Bud) (1946), End-Tackle: (1947 Draft - 9th Round - Miami (AAFC)), Los Angeles Rams (NFL) 1947-49.

Huffman, Dick (1946), Tackle: (1945 Draft - 7th Round - Cleveland), Los Angeles Rams (NFL) 1947-50; Winnipeg Blue Bombers (CFL) 1951-55; Calgary Stampeders (CFL) 1956-57.

Hunt, George (1971), Kicker: (1972 Draft - 5th Round), Cleveland Browns (NFL) 1972 Taxi Squad; Baltimore Colts (NFL) 1973; New York Giants (NFL) 1975.

Hunter, Justin (2012), Wide Receiver (2013 Draft - 2nd Round), Tennessee Titans (NFL) 2013-Present.

Hust, Al (1942) End: (1943 Draft - 3rd Round), Chicago Cardinals (NFL) 1946.

Hutton, Tom (1994), Punter: (1995 Free Agent) Philadelphia Eagles (NFL) 1995-98; Miami Dolphins (NFL) 1999.

Ingram, Brian (1981), Defensive End: (1982 Draft - 4th Round), New England Patriots (NFL) 1982-86; San Diego Chargers 1987.

Irwin, Tim (1980), Offensive Tackle: (1981 Draft - 3rd Round), Minnesota Vikings (NFL) 1981-1993; Tampa Bay Buccaneers (NFL) 1994; Miami Dolphins (NFL) 1994.

Jackson, Bernard (2001) Defensive End: (2002 Free Agent), Washington Redskins (NFL) 2002.

****Jackson, Malik (2011), Defensive Line: (2012 Draft - 5th Round), Denver Broncos (NFL) 2012-Present.***

****James Ja'Wuan (2013), Offensive Line: (2014 Draft - 1st Round), Miami Dolphins (NFL) 2014-Present.***

James, Roland (1979), Defensive Back: (1980 Draft - 1st Round), New England Patriots (NFL) 1980-90.

Jeffers, Lemont Holt (1981), Linebacker: (1981 Draft - 6th Round - Washington), Memphis Showboats (USFL) 1984-85; New Jersey Generals (USFL) 1985; Montreal Alouettes (CFL) 1985-86; Calgary Stampeders (CFL) 1987-1990.

Jenkins, DeRon (1995), Defensive Back: (1996 Draft - 2nd Round), Baltimore Ravens (NFL) 1996-99; San Diego Chargers (NFL) 2000; Tennessee Titans (NFL) 2001; Carolina Panthers (NFL) 2002.

Johnson, Austin (2011), Fullback (2011 Free Agent), New Orleans Saints (NFL) 2013 (Practice Squad), 2014-Present.

Johnson, Bob (1967), Center: (1968 Draft - 1st Round), Cincinnati Bengals (AFL) 1968-69 (NFL) 1970-78.
Johnson, Carl (1972), Defensive End: (1973 Draft - 10th Round), Dallas Cowboys (NFL) 1973 (Taxi Squad).
Johnson, Steve (1998), Defensive Back: (1999 Draft - 6th Round - Seattle), Green Bay Packers (NFL) 1999-2000; Amsterdam Admirals (EU) 2000.
Johnson, Tom (1972), Center: Jacksonville Sharks (WFL) 1974; San Antonio Wings (WFL) 1975.
Jones, Dale (1986), Linebacker: (1987 Draft - 10th Round), Dallas Cowboys (NFL) 1987.
Jones, Johnnie (1984), Running Back: (1985 Draft - 5th Round - Seattle), Hamilton Tiger-Cats (CFL) 1987-88.
Jones, Mark (2003), Wide Receiver: (2004 Draft - 7th Round), New York Giants (NFL) 2004; Tampa Bay Buccanears (NFL) 2005-07, Carolina Panthers (NFL) 2008; Tennessee Titans (NFL) 2009.
Kell, Chip (1970), Guard: (1971 Draft - 17th Round - San Diego), Edmonton Eskimos (CFL) 1971-72.
Kelly, Andy (1991), Quarterback: (1992 Free Agent - Green Bay Packers); Rhein Fire (WLAF) 1995-96.
Kelly, Todd (1992), Defensive End (1993 Draft - 1st Round), San Francisco 49ers (NFL) 1993-95; Cincinnati Bengals (NFL) 1995-96; Atlanta Falcons (NFL) 1996.
Kent, Joey (1996), Wide Receiver: (1997 Draft - 2nd Round), Tennessee Oilers (NFL) 1997-98; Tennessee Titans (NFL) 1999-2000; Minnesota Vikings (NFL) 2000-01.
Killian, Gene (1973), Guard: (1974 Draft - 16th Round), Dallas Cowboys (NFL) 1974.
Kiner, Steve (1969), Linebacker: (1970 Draft - 3rd Round), Dallas Cowboys (NFL) 1970; New England Patriots (NFL) 1971, 1973; Washington Redskins (NFL) 1972-73 (Taxi Squad); Houston Oilers (NFL) 1973-78.
Knight, Steve (1982), Offensive Guard: (1983 - Free Agent) Indianapolis Colts (NFL) 1987-88.
Kremser, Karl (1968), Kicker: (1969 Draft - 5th Round), Miami Dolphins (AFL) 1969 (NFL) 1970; Green Bay Packers (NFL) 1971-72 (Taxi Squad); Baltimore Colts (NFL) 1973 (Taxi Squad).
Lane, Eric (1996), Running Back: (1997 Free Agent), New York Giants (NFL) 1997-98; Atlanta Falcons (NFL) 1999.
Lauricella, Hank (1951), Back: (1952 Draft - 17th Round - Detroit), Dallas Texans (NFL) 1952.
Layman, Jason (1995), Offensive Guard: (1996 Draft - 2nd Round), Houston Oilers (NFL) 1996; Tennessee Oilers (NFL) 1997-98; Tennessee Titans 1999-2002.
Leachman, Lamar (1955), Center: (1955 Draft - 30th Round - Cleveland), Calgary Stampeders (CFL) 1956.
Leak, C.J. (2005) Tight End (2006 Free Agent) Buffalo Bills, (2006 Practice Squad).
Letner, Cotton (1960), Linebacker: Buffalo Bills (AFL) 1961.
Lewis, Jamal (1999), Running Back: (2000 Draft - 1st Round), Baltimore Ravens (NFL) 2000-06; Cleveland Browns (NFL) 2007-09.
Lincoln, Jeremy (1991), Defensive Back: (1992 Draft - 3rd Round), Chicago Bears (NFL) 1992-95; St. Louis Rams (NFL) 1996; Seattle Seahawks (NFL) 1997; New York Giants (NFL) 1998-99; Detroit Lions (NFL) 2000.
Lipscomb, Paul (1942), Tackle: Green Bay Packers (NFL) 1945-49; Washington Redskins (NFL) 1950-54; Chicago Bears (NFL) 1954.
Little, Leonard (1997), Defensive End: (1998 Draft - 3rd Round), St. Louis Rams (NFL) 1998-2009.
Lloyd, DeAngelo (2000), Defensive End: (2000 Free Agent), Frankfort Galaxy (EU) 2001; Berlin Thunder (EU) 2005.
Long, R.A. (1946), Back: Boston Yanks (NFL) 1947.
Lott, Andre (2001), Defensive Back: (2002 Draft - 5th Round), Washington Redskins (NFL) 2002-05; Pittsburgh Steelers (NFL) 2006.
Lucci, Mike (1961), Linebacker: (1961 Draft - 5th Round - Cleveland (NFL)/20th Round - Los Angeles Chargers (AFL)), Cleveland Browns (NFL) 1962-64; Detroit Lions (NFL) 1965-73.
Mahelona, Jesse (2005), Defensive Tackle: (2006 Draft - 5th Round), Tennessee Titans (NFL) 2006.
Majors, Bill (1960), Back: (1961 Draft - 12th Round - Philadelphia (NFL)/9th Round - Buffalo (AFL)), Buffalo Bills (AFL) 1961.
Majors, Bob (1971), Defensive Back: (1972 Draft - 3rd Round - Philadelphia), Cleveland Browns (NFL) 1972-73; Memphis Southmen (WFL) 1974.
Manning, Peyton (1997) Quarterback: (1998 Draft - 1st Round), Indianapolis Colts (NFL) 1998-11; Denver Broncos (NFL) 2012-Present.
Maples, Talmadge (1933), Center: Cincinnati Reds (NFL) 1934.
Marsh, Stephen (2002) Defensive Back: (2004 Free Agent) Edmonton Eskimos (CFL) 2004-07.
Martin, David (2001), Tight End: (2001 Draft - 6th Round), Green Bay Packers (NFL) 2001-06; Miami Dolphins (NFL) 2007-09; Buffalo Bills (NFL) 2010-11.
Martin, Tee (1999) Quarterback: (2000 Draft - 5th Round), Pittsburgh Steelers (NFL) 2000-2002; Rhein Fire (EU) 2002; Oakland Raiders (NFL) 2003-04; Winnipeg Bluebombers (CFL) 2005.
Marvin, Mickey (1976), Offensive Guard: (1977 Draft - 4th Round), Oakland Raiders (NFL) 1977-81; Los Angeles Raiders (NFL) 1982-87.
Maxwell, Jim (1971), Quarterback: (1972 Free Agent), Philadelphia Eagles (NFL) 1972-73 (Taxi Squad).
Mayo, Jerod (2007), Linebacker: (2008 NFL Draft - 1st Round), New England Patriots (NFL) 2008-Present.
McBride, Turk (2006), Defensive Tackle; (2007 Draft- 2nd Round), Kansas City Chiefs (NFL) 2007-09; Detroit Lions (NFL) 2010; New Orleans Saints (NFL) 2011-12.
McCartney, Ron (1975), Defensive End: (1976 Draft - 2nd Round), Los Angeles Rams (NFL) 1976 (Taxi Squad); Atlanta Falcons (NFL) 1977-79.
McClendon, Jacques (2009), Offensive Guard: (2010 Draft - 4th Round), Indianapolis Colts (NFL) 2010-11; Detroit Lions (NFL) 2011; Pittsburgh Steelers (NFL) 2012 (Practice Squad); Atlanta Falcons (NFL) 2012 (Practice Squad); Jacksonville Jaguars (NFL) 2013-14; Miami Dolphins (NFL) 2015.
McCleskey, J.J. (1992), Wide Receiver: (1993 Free Agent); New Orleans Saints (NFL) 1993-1996; Arizona Cardinals (NFL) 1997-2000.
McCord, Darris (1954), Tackle: (1955 Draft - 3rd Round), Detroit Lions (NFL) 1955-67.
McCoy, Rico (2008) Linebacker: Winnipeg Blue Bombers (CFL) 2010; Edmonton Eskimos (CFL) 2011.
****McCullers, Daniel (2013), Defensive Line: (2014 Draft - 6th Round), Pittsburgh Steelers (NFL) 2014-Present.***
McCullough, Andy (1997) Wide Receiver: (1998 Draft - 7th Round) New Orleans Saints (NFL) 1998; Frankfurt Galaxy (EU) 1999; Arizona Cardinals (NFL) 1999-2000; Frankfurt Galaxy (EU) 2001; Oakland Raiders (NFL) 2001-02.
McDaniel, Terry (1987), Defensive Back: (1988 Draft - 1st Round), Los Angeles Raiders (NFL) 1988-96; Oakland Raiders (NFL) 1996.
McDaniel, Tony (2005), Defensive Tackle: (2006 Free Agent), Jacksonville Jaguars (NFL) 2006-08; Miami Dolphins (NFL) 2009-2012, Seattle Seahawks (NFL) 2013-Present.
McGee, Tim (1985), Wide Receiver: (1986 Draft - 1st Round), Cincinnati Bengals (NFL) 1986-1992; Washington Redskins (NFL) 1993, Cincinnati Bengals (NFL) 1994-96.
McKenzie, Raleigh (1984), Center: (1985 Draft - 11th Round), Washington Redskins (NFL) 1986-94; Philadelphia Eagles (NFL) 1995-96; San Diego Chargers (NFL) 1997-98; Green Bay Packers 1999-2000.
McKenzie, Reggie (1984), Linebacker: (1985 Draft - 10th Round), Los Angeles Raiders (NFL) 1985-88; Phoenix Cardinals (NFL) 1989-90; Montreal (Canada) Machine (WLAF) 1992.
McRae, Charles (1990), Offensive Tackle: (1990 Draft - 1st Round), Tampa Bay Buccaneers (NFL) 1991-1995; Oakland Raiders (NFL) 1996.
Meachem, Robert (2006), Wide Reciever: (2007 Draft - 1st Round), New Orleans Saints (NFL), 2007-11, 2013-14; San Diego Chargers (NFL) 2012.
Michels, John (1952), Guard: (1953 Draft - 25th Round), Philadelphia Eagles (NFL) 1953, 1956; Winnipeg Blue Bombers (CFL) 1957.
Miles, Willie (2002), Defensive Back: (2005 Free Agent), British Columbia Lions (CFL) 2005.

THE 45 NFL FIRST-ROUND DRAFT CHOICES

Draft	Name	Pick	Team
1940	***George Cafego, TB***	***1***	***Chicago Cardinals***
1952	Bert Rechichar, DB	10	Cleveland Browns
1953	Doug Atkins, DT	11	Cleveland Browns
1964	Dick Evey, DT	14	Chicago Bears
1965	Steve DeLong, G	6	San Diego Chargers
1968	Bob Johnson, C	2	Cincinnati Bengals
1970	Jack Reynolds, LB	22	Los Angeles Rams
1977	Stanley Morgan, WR	25	New England Patriots
1979	Robert Shaw, C	27	Dallas Cowboys
1980	Roland James, DB	14	New England Patriots
1982	Anthony Hancock, WR	11	Kansas City Chiefs
1983	Willie Gault, WR	18	Chicago Bears
1984	Reggie White, DT	4	Philadelphia Eagles
	Clyde Duncan, WR	17	St. Louis Cardinals
1985	Alvin Toles, LB	24	New Orleans Saints
1986	Tim McGee, WR	21	Cincinnati Bengals
1988	Terry McDaniel, DB	9	Los Angeles Raiders
	Anthony Miller, WR	15	San Diego Chargers
1989	Keith DeLong, LB	28	San Francisco 49ers
1991	Charles McRae, OT	7	Tampa Bay Buccaneers
	Antone Davis, OT	8	Philadelphia Eagles
	Alvin Harper, WR	12	Dallas Cowboys
1992	Dale Carter, DB	20	Kansas City Chiefs
	Chris Mims, DE	23	San Diego Chargers
1993	Todd Kelly, DE	27	San Francisco 49ers
1994	Heath Shuler, QB	3	Washington Redskins
1995	James Stewart, TB	19	Jacksonville Jaguars
1998	***Peyton Manning, QB***	***1***	***Indianapolis Colts***
	Terry Fair, DB	20	Detroit Lions
	Marcus Nash, WR	30	Denver Broncos
1999	Al Wilson, LB	31	Denver Broncos
2000	Jamal Lewis, TB	5	Baltimore Ravens
	Shaun Ellis, DE	12	New York Jets
2002	John Henderson, DT	9	Jacksonville Jaguars
	Donte' Stallworth, WR	13	New Orleans Saints
	Albert Haynesworth, DT	15	Tennessee Titans
2006	Jason Allen, DB	16	Miami Dolphins
2007	Justin Harrell, DT	16	Green Bay Packers
	Robert Meachem, WR	27	New Orleans Saints
2008	Jerod Mayo, LB	10	New England Patriots
2009	Robert Ayers, DE	18	Denver Broncos
2010	Eric Berry, DB	5	Kansas City Chiefs
	Dan Williams, DT	26	Arizona Cardinals
2013	Cordarrelle Patterson, WR	29	Minnesota Vikings
2014	Ja'Wuan James, OT	19	Miami Dolphins

Bold *Indicates No. 1 Overall Pick*

Miller, Anthony (1987), Wide Receiver: (1988 Draft - 1st Round), San Diego Chargers (NFL) 1988-93; Denver Broncos (NFL) 1994-1996; Dallas Cowboys (NFL) 1997.

Miller, Bubba (1995), Offensive Guard: (1996 Free Agent), Philadelphia Eagles (NFL) 1996-2001; New Orleans Saints (NFL) 2002.

Miller, Darrin (1987), Outside Linebacker: (1988 Free Agent), Seattle Seahawks (NFL) 1988-1989.

Miller, Mike (1982), Wide Receiver: (1983 Draft - 4th Round - Green Bay), New York Giants (NFL) 1983; Edmonton Eskimos (CFL) 1984.

Mims, Chris (1991), Defensive End: (1992 Draft - 1st Round), San Diego Chargers (NFL) 1992-96; Washington Redskins (NFL) 1997; San Diego Chargers (NFL) 1998-99; Chicago Bears (NFL) 2000.

Mitchell, Marvin (2006), Linebacker: (2007 Draft - 7th Round), New Orleans Saints (NFL) 2007-10; Miami Dolphins (NFL) 2011; Minnesota Vikings (NFL) 2012-Present.

Mitchell, Stan (1965), Back: (1966 Draft - 8th Round - Washington), Miami Dolphins (AFL) 1966-69 (NFL) 1970.

Mitchell, Xavier (2007), Defensive End: (2009 Free Agent), British Columbia Lions (CFL) 2009.

****Moore, Denarius (2010), Wide Receiver: (2011 Draft - 5th Round) Oakland Raiders (NFL) 2011-14; Cincinnati Bengals (NFL) 2015.***

Moore, Eddie (2002), Linebacker: (2003 Draft - 2nd Round), Miami Dolphins (NFL) 2003-06.

Moore, Jeff (1978), Wide Receiver: (1979 Draft - 3rd Round), Los Angeles Rams (NFL) 1979-81.

Moore, Mark (1990), Defensive Tackle: (1991 Free Agent), Team Dallas (WL) 1992.

Moore, Rashad (2002), Defensive Tackle: (2003 Draft - 6th Round), Seattle Seahawks (NFL) 2003-05; New York Jets (NFL) 2006; New England Patriots (NFL) 2007.

Morgan, Anthony (1990), Wide Receiver: (1991 Draft - 5th Round), Chicago Bears (NFL) 1991-1993; Green Bay Packers (NFL) 1994-97.

Morgan, Stanley (1976), Wide Receiver: (1977 Draft - 1st Round), New England Patriots (NFL) 1977-89; Indianapolis Colts (NFL) 1990.

Morley, Demetrice (2008), Defensive Back: Calgary Stampeders (CFL) 2011-13; Toronto Argonauts (CFL) 2013.

Morris, Randall (1983), Running Back: (1984 Draft - 10th Round), Seattle Seahawks (NFL) 1984-1988.

Myslinski, Tom (1991), Offensive Guard: (1992 Draft - 4th Round - Dallas), Washington Redskins (NFL) 1992; Buffalo Bills (NFL) 1993; Chicago Bears (NFL) 1993-94; Jacksonville Jaguars (NFL) 1995-96; Pittsburgh Steelers (NFL) 1997; Indianapolis Colts (NFL) 1998; Dallas Cowboys (NFL) 1999; Pittsburgh Steelers (NFL) 2000-02.

Naumoff, Paul (1966), Linebacker: (1967 Draft - 3rd Round), Detroit Lions (NFL) 1967-78.

Nash, Marcus (1997) Wide Receiver: (1998 Draft - 1st Round) Denver Broncos (NFL) 1998-99; Baltimore Ravens (NFL) 2000; Winnipeg Blue Bombers (CFL) 2002.

****Neal, Rajion (2013), Running Back: (Free Agent) Green Bay Packers (NFL) 2014 (Practice Squad).***

Nettles, Ray (1971), Linebacker: (1972 Draft - 6th Round - Miami), British Columbia Lions (CFL) 1972-76; Toronto Argonauts (CFL) 1977; Hamilton Tiger-Cats (CFL) 1978.

Nickla, Ed (1952), End: Toronto Argonauts (CFL) 1954; Chicago Bears (NFL) 1959.

Noel, Tori (1997) Defensive Back: (1998 Free Agent) Barcelona Dragons (EU) 1998; Denver Broncos (NFL) 1999.

North, Lee (1981), Center: (1981 Free Agent), Tampa Bay Bandits (USFL) 1984-85.

Oleksiak, Pat (1954), Tailback: (1955 Draft - 18th Round - Detroit), Winnipeg Blue Bombers (CFL) 1955.

Overstreet, Will (2001), Defensive End: (2002 Draft - 3rd Round), Atlanta Falcons (NFL) 2002-03.

Parker, Eric (2001) Wide Receiver: (2002 Free Agent), San Diego Chargers (NFL) 2002-07.

Parker, Jason (1996), Defensive Back: (1997 Free Agent), Rhein Fire (EU) 1997-1999.

****Patterson, Cordarrelle (2012), Wide Receiver: (2013 Draft - 1st Round) Minnesota Vikings (NFL) 2013-Present.***

Peoples, Carlton (1982), Defensive Back: (1983 Free Agent), Memphis Showboats (USFL) 1984; Chicago Blitz (USFL) 1984.

Petrella, Bob (1965), Defensive Back: (1966 Draft - 12th Round - Minnesota (NFL)/8th Round - Miami (AFL)), Miami Dolphins (AFL) 1966-69 (NFL) 1970-71.

Pickens, Carl (1991), Wide Receiver: (1992 Draft - 2nd Round), Cincinnati Bengals (NFL) 1992-99; Tennessee Titans (NFL) 2000.

Polofsky, Gordon (1951), Fullback: (1952 Draft - 5th Round - Los Angeles Rams), Chicago Cardinals (NFL) 1952-54.

Poole, Steve (1975), Linebacker: New York Jets (NFL) 1976.

****Poole, Tauren (2011), Running Back: (Free Agent) Carolina Panthers (NFL) 2012, 2013 (Practice Squad), 2014; Pittsburgh Steelers (NFL) 2013 (Practice Squad); Indianapolis Colts (NFL) 2013 (Practice Squad); New Orleans Saints (NFL) 2014 Practice Squad; Baltimore Ravens (NFL) 2015.***

Price, Peerless (1998), Wide Receiver: (1999 Draft - 2nd Round), Buffalo Bills (NFL) 1999-2002; Atlanta Falcons (NFL) 2003-04; Dallas Cowboys (NFL) 2005; Buffalo Bills (NFL) 2006-07.

Puki, Craig (1979), Linebacker: (1980 Draft - 3rd Round), San Francisco 49ers (NFL) 1980-81; St. Louis Cardinals (NFL) 1982, 1983 (Injured Reserve).

Ratliffe, Leslie (1995), Offensive Tackle: (1996 Draft - 7th Round - Denver Broncos), Scottish Claymores (WL) 1997; Rhein Fire (EU) 1997-98; Calgary Stampede (CFL) 2000.
Rayburn, Virgil (1932), End: Brooklyn Dodgers (NFL) 1933.
Rechichar, Bert (1951), Back: (1952 Draft - 1st Round), Cleveland Browns (NFL) 1952; Baltimore Colts (NFL) 1953-59; Pittsburgh Steelers (NFL) 1960; New York Jets (AFL) 1961.
Reese, Lloyd (1941), Fullback: Chicago Bears (NFL) 1946; Detroit Lions (NFL) 1947.
Reveiz, Fuad (1984), Placekicker: (1985 Draft - 7th Round), Miami Dolphins (NFL) 1985-89; Minnesota Vikings (NFL) 1990-95.
Reynolds, Art (1973), Linebacker: Charlotte Hornets (WFL) 1974.
Reynolds, Jack (1969), Linebacker: (1970 Draft - 1st Round), Los Angeles Rams (NFL) 1970-80; San Francisco 49ers (NFL) 1981-1984.
Richardson, Antonio (2013), Offensive Line: (2014 Free Agent), Minnesota Vikings (NFL) 2014.
Riggs, Jr., Gerald (2005), Running Back: (2006 Free Agent), Rhein Fire (EU) 2007; Toronto Argonauts (CFL) 2012.
Rivera, Mychal (2012), Tight End: (2013 Draft - 5th Round) Oakland Raiders (NFL) 2013-Present.
Ritzmann, Constantin (2003), Defensive End: (2004 Free Agent), Buffalo Bills (NFL) 2004; Atlanta Falcons (NFL) 2005; Berlin Thunder (EU) 2007.
Robinson, Larry (1973), Basketball; (1973 Free Agent), Back: Dallas Cowboys (NFL) 1973.
Rose, Roy (1935), End: (1936 Draft - 4th Round), New York Giants (NFL) 1936.
Rotella, Jamie (1972), Linebacker: (1973 Draft - 3rd Round - Baltimore), Hamilton Tiger-Cats (CFL) 1973-74.
Rudder, Bill (1973), Fullback: (1974 Draft - 3rd Round - San Diego), Chicago Fire (WFL) 1973; Birmingham Vulcans (WFL) 1975.
Russas, Al (1948), End: (1949 Draft - 10th Round - Buffalo (AFL)/13th Round - Detroit (NFL), Detroit Lions (NFL) 1949.
Ryan, Pat (1977), Quarterback: (1978 Draft - 11th Round), New York Jets (NFL) 1978-89; Philadelphia Eagles (NFL) 1991.
Sanderson, Dale (1983), Center: (1985 CFL Draft - 4th Round) Hamilton Tiger-Cats (CFL) 1985-97.
Schaffer, Joe (1959), Tackle: (1960 Draft), Buffalo Bills (AFL) 1960.
Scott, Bobby (1970), Quarterback: (1971 Draft - 14th Round), New Orleans Saints (NFL) 1971-72 (Taxi Squad) 1973-82; New Jersey Generals (USFL) 1983; Chicago Blitz (USFL) 1983.
Scott, Chris (2009), Offensive Tackle: (2010 Draft - 5th Round), Pittsburgh Steelers (NFL) 2010-2011; Green Bay Packers (NFL) 2012; Tampa Bay Buccaneers (NFL) 2012; Buffalo Bills (NFL) 2012; Carolina Panthers (NFL) 2013-Present.
Sears, Arron (2006), Offensive Tackle: (2007 Draft - 2nd Round), Tampa Bay Buccaneers (NFL) 2007-09.
Sekanovich, Dan (1953), End: Montreal Alouettes (CFL) 1955; Ottawa Rough Riders (CFL) 1956.
Shaw, Jarrod (2010), Offensive Line: (2011 Free Agent), Cleveland Browns (NFL) 2011-13; Oakland Raiders (NFL) 2014.
Shaw, Robert (1978), Center: (1979 Draft - 1st Round), Dallas Cowboys (NFL) 1979-82.
Sherrod, Bud (1950), End: (1951 Draft - 17th Round), New York Giants (NFL) 1952.
Shields, Lebron (1959), Tackle: (1959 Draft - 22nd Round - Detroit (NFL)/1960 Expansion Draft - Denver (AFL)/1961 Expansion Draft - Minnesota (NFL)), Baltimore Colts (NFL) 1960; Minnesota Vikings (NFL) 1961; Toronto Argonauts (CFL) 1962.
Shires, Marshall (Abe) (1940), Tackle: (1941 Draft - 2nd Round - Cleveland Browns); Philadelphia Eagles (NFL) 1945.
Shuler, Heath (1993), Quarterback: (1994 Draft - 1st Round), Washington Redskins (NFL) 1994-96; New Orleans Saints (NFL) 1997-98.
Silvan, Nilo (1995), Wide Receiver: (1996 Draft - 6th Round), Tampa Bay Buccaneers (NFL) 1996-97.
Simmons, Tony (1984), Defensive Tackle: (1985 Draft - 12th Round), San Diego Chargers (NFL) 1985-87; British Columbia Lions (CFL) 1990; Saskatchewan Roughriders (CFL) 1991.
Simms, Matt (2011), Quarterback: (2012 Free Agent), New York Jets (NFL) 2013-14; Buffalo Bills (NFL) 2015.
Simonetti, Len (1941), Tackle: Cleveland Browns (AAC) 1946-48.
Simons, Kevin (1988), Offensive Lineman: (1989 Free Agent), Cincinnati Bengals (NFL) 1989; New York/New Jersey Knights (WL) 1991.
Simonton, Claud (1971), End: Jacksonville Sharks (WFL) 1974; Chicago Winds (WFL) 1975; Phildelphia Bell (WFL) 1975.
Simpson, Hubert (1978), Running Back: (1979 Draft - 10th Round - Cincinnati), Toronto Argonauts (CFL) 1981.
Sims, Tommy (1985), Defensive Back: (1986 Draft - 7th Round), Indianapolis Colts (NFL) 1986.
Singer, Curt (1983), Offensive Lineman: (1984 Draft - 6th Round), Washington Redskins (NFL) 1984; Seattle Seahawks (NFL) 1986-88; New York Jets (NFL) 1989.
Slater, Walter (1946), Back: (1946 Draft - 3rd Round - Philadelphia/1947 Draft 13th Round - San Francisco (AAFC)), Pittsburgh Steelers (NFL) 1947.
Smith, Carl (1958), Fullback: (1959 Draft - 9th Round - Detroit), Buffalo Bills (AFL) 1960.
Smith, Chuck (1991), Defensive End: (1992 Draft - 2nd Round), Atlanta Falcons (NFL) 1992-99; Carolina Panthers (NFL) 2000-2001.
Smith, Daryle (1986), Offensive Lineman: (1987 Free Agent), Dallas Cowboys (NFL) 1987-88; Cleveland Browns (NFL) 1989; Philadelphia Eagles (NFL) 1990-92; Toronto Argonauts (CFL) 1993; Sacramento (CFL) 1994; San Antonio Texans (CFL) 1995; Winnipeg Blue Bombers (CFL) 1996.
Smith, Jacques (2013), Linebacker: (2014 Free Agent), Atlanta Falcons (NFL) 2014 (Practice Squad).
Smith, Jeff (1995), Offensive Guard: (1996 Draft - 7th Round - Kansas City), Scottish Claymores (WL) 1997; Kansas City Chiefs (NFL) 1997-2000; Jacksonville Jaguars (NFL) 2001; Tennessee Titans (NFL) 2002.
Smith, Rob (2005), Offensive Guard: (2006 Free Agent), Cleveland Browns (NFL) 2006-2007.
Smith, Roy (1950), Tackle: Ottawa Roughriders (CFL) 1953-54.
Spiva, Andy (1976), Linebacker: (1977 Draft - 5th Round - St. Louis), Atlanta Falcons (NFL) 1977-78.
Spradlin, Danny (1980), Linebacker: (1981 Draft - 5th Round), Dallas Cowboys (NFL) 1981-82; Tampa Bay Buccaneers (NFL) 1983-84; St. Louis Cardinals (NFL) 1985.
Stallworth, Donte' (2001), Wide Receiver: (2002 Draft - 1st Round), New Orleans Saints (NFL) 2002-05; Philadelphia Eagles (NFL) 2006; New England Patriots (NFL) 2007, 2012; Cleveland Browns (NFL) 2008; Baltimore Ravens (NFL) 2010; Washington Redskins (NFL) 2011, 2013
Stanback, Haskel (1973), Tailback: (1974 Draft - 5th Round - Cincinnati), Atlanta Falcons (NFL) 1974-79.
Stephens, Travis (2001), Running Back: (2002 Draft - 4th Round), Tampa Bay Buccanneers (NFL) 2002-03; Houston Texans (NFL) 2003; Amsterdam Admirals (EU) 2004.
Stevenson, Dominique (2001), Linebacker: (2002 Draft - 7th Round), Buffalo Bills (NFL) 2002-03, Washington Redskins (NFL) 2004.
Stewart, James (1994), Running Back: (1995 Draft - 1st Round), Jacksonville Jaguars (NFL) 1995-99; Detroit Lions (NFL) 2000-03.
Still, Eric (1989), Offensive Tackle: (1990 Draft - 4th Round - Houston), Frankfurt (Germany) Galaxy (WL) 1991-92.
Stocker, Luke (2010), Tight End: (2011 Draft - 4th Round), Tampa Bay Buccaneers (NFL) 2011-Present.
Stone, James (2013), Offensive Line: (2014 Free Agent), Atlanta Falcons (NFL) 2014-Present.
Stowell, Mike (1992), Offensive Guard: (1994 Free Agent), Shreveport Pirates (CFL) 1994-95.
Stratton, Mike (1961), Linebacker: (1962 Draft - 13th Round), Buffalo Bills (AFL) 1962-69 (NFL) 1970-73; San Diego Chargers (NFL) 1973.
Streater, Jimmy (1979), Quarterback: (1980 Free Agent), Toronto Argonauts (CFL) 1980-81.
Stroud, Jack (1950), Tackle: (1951 Draft - 5th Round), New York Giants (NFL) 1953-64.

Studaway, Mark (1983), Tackle: (1984 Draft - 4th Round), Houston Oilers (NFL) 1984; Tampa Bay Buccaneers (NFL) 1985.

Suffridge, Bob (1940), Guard: (1941 Draft - 6th Round - Pittsburgh), Philadelphia Eagles (NFL) 1941-45.

Swanson, Eric (1985), Wide Receiver: (1986 Draft - 7th Round), St. Louis Cardinals (NFL) 1986.

Talley, Ben (1994) Defensive End: (1995 Draft - 4th Round), New York Giants (NFL) 1995-97; Atlanta Falcons (NFL) 1998-1999.

Tarrant, James (1942), Back: Miami Seahawks (AAC) 1946.

Teague, Trey (1997) Center: (1998 Draft - 7th Round) Denver Broncos (NFL) 1998-2001; Buffalo Bills 2002-05; New York Jets (NFL) 2006.

Terry, Corey (1998) Defensive End: (1999 Draft - 7th Round - Indianapolis) Jacksonville Jaguars (NFL) 1999-2000.

Thayer, Harry (1930), Guard: Portmouth Spartans (NFL) 1933.

***Thomas, Dallas (2012), Offensive Line: (2013 Draft - 3rd Round) Miami Dolphins (NFL) 2013-Present.**

Thomas, Dave (1993), Defensive Back: (1993 Draft - 7th Round), Dallas Cowboys (NFL) 1993-94; Jacksonville Jaguars (NFL) 1995-99; New York Giants 2000-01.

Thompson, Raynoch (1999), Linebacker: (2000 Draft - 2nd Round), Arizona Cardinals (NFL) 2000-04; Green Bay Packers (NFL) 2005.

Toeaina, Albert (2005), Offensive Tackle: (2006 Free Agent), Rhein Fire (EU) 2007.

Toles, Alvin (1984), Linebacker: (1985 Draft - 1st Round), New Orleans Saints (NFL) 1985-89.

Townsend, Ricky (1974), Place Kicker: (1975 Draft - 13th Round - New York Giants), Memphis Southmen (WFL) 1975.

Tracy, Tom (1954), Back: (1956 Draft - 5th Round - Detroit), Ottawa Rough Riders (CFL) 1955-56; Detroit Lions (NFL) 1956-57; Pittsburgh Steelers (NFL) 1958-63; Washington Redskins (NFL) 1963-64.

Tucker, Josh (1999), Offensive Tackle: (2001 Free Agent), Frankfurt Galaxy (EU) 2001.

Turnbow, Jesse (1977), Defensive Tackle: (1978 Draft - 8th Round), Cleveland Browns (NFL) 1978.

Valbuena, Gary (1973), Quarterback: (1974 Draft - 10th Round - Miami), Southern California Sun (WFL) 1974; San Antonio Wings (WFL) 1975; Miami Dolphins (NFL) 1976 (Taxi Squad).

Vaughan, Charles (1934), Back: Detroit Lions (NFL) 1935; Chicago Cardinals (NFL) 1936.

Veal, Demetrin (2002), Defensive End: (2003 Draft - 7th Round), Atlanta Falcons (NFL) 2003; Denver Broncos (NFL) 2004-2006, Tennessee Titans (NFL) 2007.

Vereen, Daryl (2011), Linebacker: Montreal Alouettes (CFL) 2012 (Practice Squad).

Wade, Jonathan (2006), Defensive Back: (2007 Draft- 3rd Round), St. Louis Rams (NFL) 2007-09; Detroit Lions (NFL) 2010; Cincinnati Bengals (NFL) 2010; Miami Dolphins (NFL) 2011; Sacramento Mountain Lions (UFL) 2012.

Walker, Darwin (1999), Defensive Tackle: (2000 Draft - 3rd Round), Philadelphia Eagles (NFL) 2000-06; Buffalo Bills (NFL) 2007; Chicago Bears (NFL) 2007; Carolina Panthers (NFL) 2008-09.

Walker, Shon (1991), Linebacker: Toronto Argonauts (CFL) 1992.

Wampler, Chris (1982), Defensive Tackle: (1983 Free Agent), Jacksonville Bulls (USFL) 1984-85.

Wantland, Hal (1965), Back: (1966 Draft - 16th Round - Washington), Miami Dolphins (AFL) 1966.

Warren, Buist (1940), Back: Philadelphia Eagles (NFL) 1945.

Warren, Dewey (1967), Quarterback: (1968 Draft - 6th Round), Cincinnati Bengals (AFL) 1968.

Warren, John (1982), Punter: (1983 Free Agent), Dallas Cowboys (NFL) 1983-84.

Washington, Kelley (2002), Wide Receiver: (2003 Draft - 3rd Round), Cincinnati Bengals (NFL) 2003-06; New England Patriots (NFL) 2007-08; Baltimore Ravens (NFL) 2009; San Diego Chargers 2010-11.

Watson, Brent (1977), Offensive Guard: (1978 Draft - 10th Round - Cleveland), Montreal Alouettes (CFL) 1978.

Weary, Fred (2001), Offensive Guard: (2002 Draft - 3rd Round), Houston Texans (NFL) 2002-07.

Weatherford, Jim (1968), Defensive Back: (1969 Draft - 15th Round), Atlanta Falcons (NFL) 1969.

Weaver, Herman (1969), Punter: (1970 Draft - 9th Round), Detroit Lions (NFL) 1970-76; Seattle Seahawks (NFL) 1977-80; Michigan Panthers (USFL) 1983.

Webb, Chuck (1990), Running Back: (1991 Draft - 3rd Round), Green Bay Packers (NFL) 1991.

***Wells, Scott (2003), Center: (2004 NFL Draft - 7th Round), Green Bay Packers (NFL) 2004-11; St. Louis Rams (NFL) 2012-14.**

West, Hodges (Burr) (1940), Tackle: Philadelphia Eagles (NFL) 1941.

Westmoreland, Eric (2000), Linebacker: (2001 Draft - 3rd Round), Jacksonville Jaguars (NFL) 2001-03; Cleveland Browns (NFL) 2004-06.

White, Brad (1980), Defensive Tackle: (1981 Draft - 12th Round), Tampa Bay Buccaneers (NFL) 1981-83; Indianapolis Colts (NFL) 1984-85.

White, Reggie (1983), Defensive Tackle: (1984 Draft Supplemental - 1st Round), Memphis Showboats (USFL) 1984-85; Philadelphia Eagles (NFL) 1985-1992; Green Bay Packers (NFL) 1993-98.

White, Steve (1995), Defensive End: (1996 Draft - 6th Round - Philadelphia), Tampa Bay Buccaneers (NFL) 1996-2001; New York Jets (NFL) 2002.

Whiteside, Keyon (2002), Linebacker: (2003 Draft - 5th Round), Indianapolis Colts (NFL) 2003-05.

Widby, Ron (1966), Punter: (1968 Free Agent), Dallas Cowboys (NFL) 1968-71; Green Bay Packers (NFL) 1972-74.

Wilkerson, Bruce (1986), Offensive Lineman: (1987 Draft - 2nd Round), Los Angeles Raiders (NFL) 1987-1994; Jacksonville Jaguars (NFL) 1995; Green Bay Packers (NFL) 1996-97; Oakland Raiders (NFL) 1998.

Williams, Billy (1994), Wide Receiver: (1997 Free Agent), Frankfurt Galaxy (EU) 1997; Saskatchewan Roughriders (CFL) 1997.

***Williams, Dan (2009), Defensive Tackle: (2010 Draft - 1st Round), Arizona Cardinals (NFL) 2010-14; Oakland Raiders (NFL) 2015.**

Willingham, DeAngelo (2008), Defensive Back: (2009 Free Agent), Tampa Bay Buccaneers and Dallas Cowboys (NFL) Preseason 2009; New England Patriots (NFL) Preseason 2010.

Wilson, Al (1998), Linebacker: (1999 Draft - 1st Round), Denver Broncos (NFL) 1999-06.

Wilson, Cedrick (2000), Wide Receiver: (2001 Draft - 6th Round), San Francisco 49ers (NFL) 2001-04; Pittsburgh Steelers (NFL) 2005-07.

Wilson, Darryal (1982), Wide Receiver: (1983 Draft - 2nd Round), New England Patriots (NFL) 1983-84.

Wilson, Gibril (2004), Defensive Back: (2004 Draft - 5th Round), New York Giants (NFL) 2004-2007; Oakland Raiders (NFL) 2008; Miami Dolphins (NFL) 2009; Cincinnati Bengals (NFL) 2010-2011.

Wilson, James (1993) Defensive End: (1994 Free Agent), Detroit Lions (NFL) 1994-96; Rhein Fire (EU) 1997-Present.

***Witten, Jason (2002), Tight End: (2003 Draft - 3rd Round), Dallas Cowboys (NFL) 2003-Present.**

Woods, Thomas (1989), Wide Receiver: (1990 Draft - 8th Round - Miami), Barcelona (Spain) Dragons (WL) 1991-92.

Wyche, Bubba (1968), Quarterback: Saskatchewan Rough Riders (CFL) 1969, 1971-72; Detroit Wheel (WFL) 1974; Shreveport Steamers (WFL) 1975.

Yatkowski, Paul (1993), Defensive Tackle: (1994 Free Agent - New York Jets), Ottawa Rough Riders (CFL) 1994-96; British Columbia Lions (CFL) 1997.

Young, Eric (2008), Offensive Tackle: (2009 Free Agent), St. Louis Rams (NFL) 2009; San Diego Chargers (NFL) 2010 (Practice Squad).

Zander, Carl (1984), Linebacker: (1985 Draft - 2nd Round), Cincinnati Bengals (NFL) 1985-91.

VOLS IN THE SUPER BOWL

Pos	Name	Year Team
TE	Bill Anderson	1967 Packers
DB	Richmond Flowers	1971 Cowboys
LB	Steve Kiner	1971 Cowboys
P	Ron Widby	1971 & 72 Cowboys
DB	Bob Petrella	1972 Dolphins
P	Neil Clabo	1977 Vikings
P	Craig Colquitt	1979 & 80 Steelers
DB	Eddie Brown	1980 Rams
LB	Jack Reynolds	1980 Rams, 1982 & 85 49ers
OT	Mickey Marvin	1981 & 84 Raiders
LB	Craig Puki	1982 49ers
WR	Willie Gault	1986 Bears
DE	Brian Ingram	1986 Patriots
DB	Roland James	1986 Patriots
WR	Stanley Morgan	1986 Patriots
OG	Raleigh McKenzie	1988 & 92 Redskins
OG	David Douglas	1989 Bengals
WR	Tim McGee	1989 Bengals
LB	Carl Zander	1989 Bengals
LB	Keith DeLong	1990 49ers
WR	Alvin Harper	1993 & 94 Cowboys
DB	Bill Bates	1993, 94 & 96 Cowboys
DE	Chris Mims	1995 Chargers
WR	Cory Fleming	1996 Cowboys
DT	Reggie White	1997 & 98 Packers
OT	Bruce Wilkerson	1997 & 98 Packers
RB	Aaron Hayden	1998 Packers
WR	Marcus Nash	1999 Broncos, 2001 Ravens
LB	Chuck Smith	1999 Falcons
LB	Ben Talley	1999 Falcons
C	Trey Teague	1999 Broncos
WR	Joey Kent	2000 Titans
OT	Jason Layman	2000 Titans
LB	Leonard Little	2000 & 02 Rams
RB	Jamal Lewis	2001 Ravens
DB	Dave Thomas	2001 Giants
OG	Cosey Coleman	2003 Buccaneers
RB	Charlie Garner	2003 Raiders
RB	Travis Stephens	2003 Buccaneers
DT	Shane Burton	2004 Panthers
DB	Deon Grant	2004 Panthers
DT	Darwin Walker	2005 Eagles
WR	Cedrick Wilson	2006 Steelers
QB	Peyton Manning	2007 & 10 Colts, 2014 Broncos
DB	Gibril Wilson	2008 Giants
DT	Rashad Moore	2008 Patriots
WR	Donte' Stallworth	2008 Patriots
WR	Kelley Washington	2008 Patriots
DB	Jabari Greer	2010 Saints
WR	Robert Meachem	2010 Saints
LB	Marvin Mitchell	2010 Saints
OT	Chad Clifton	2011 Packers
DT	Justin Harrell	2011 Packers
C	Scott Wells	2011 Packers
OG	Ramon Foster	2011 Steelers
OT	Chris Scott	2011 Steelers
DB	Deon Grant	2012 Giants
DL	Shaun Ellis	2012 Patriots
LB	Jerod Mayo	2012 &15 Patriots
LS	Morgan Cox	2013 Ravens
DL	Parys Haralson	2013 49ers
DL	Robert Ayers	2014 Broncos
P	Britton Colquitt	2014 Broncos
DL	Malik Jackson	2014 Broncos
DL	Tony McDaniel	2014 & 15 Seahawks

VOLS IN THE PRO BOWL

Name	Pos	Total	Team (Years Selected)
Bill Anderson	TE	2	Washington (1960, 1961)
Doug Atkins	DL	8	Chicago (1958, 1959*, 1960, 1961, 1962, 1963, 1964, 1966)
Bill Bates	DB	1	Dallas (1985)
Eric Berry	DB	3	Kansas City (2011, 2013, 2014)
Dale Carter	DB	4	Kansas City (1995, 1996, 1997, 1998)
Chad Clifton	OL	2	Green Bay (2008, 2011)
Mike Cofer	LB	1	Detroit (1989)
Dustin Colquitt	P	1	Kansas City (2013)
Steve DeLong	DL	1	San Diego (1970)
Shaun Ellis	DL	1	New York Jets (2004)
Arian Foster	RB	4	Houston (2011, 2012, 2013, 2015)
Charlie Garner	RB	1	San Francisco (2001)
John Gordy	OL	3	Detroit (1964, 1965, 1966)
Albert Haynesworth	DL	2	Tennessee (2008, 2009)
John Henderson	DL	2	Jacksonville (2005, 2007)
Travis Henry	RB	1	Buffalo (2003)
Dick Huffman	OL	1	Los Angeles Rams (1951)
Bob Johnson	OL	1	Cincinnati (1969)
Jamal Lewis	RB	1	Baltimore Ravens (2004)
Paul Lipscomb	DL	4	Washington Redskins (1951, 1952, 1953, 1954)
Leonard Little	DL	1	St. Louis Rams (2004)
Mike Lucci	LB	1	Detroit (1972)
Peyton Manning	QB	14	Indianapolis (2000, 2002, 2003, 2004, 2005*, 2006 2007, 2008, 2009, 2010, 2011); Denver (2013, 2014, 2015)
Jerod Mayo	LB	2	New England (2011, 2013)
Darris McCord	DL	1	Detroit (1958)
Terry McDaniel	DB	5	Los Angeles Raiders (1993, 1994, 1995, 1996, 1997)
Anthony Miller	WR	5	San Diego (1990, 1991, 1993, 1994); Denver (1996)
Stanley Morgan	WR	4	New England (1980, 1981, 1987, 1988)
Paul Naumoff	LB	1	Detroit (1971)
Cordarrelle Patterson	KR	1	Minnesota (2014)
Carl Pickens	WR	2	Cincinnati (1996, 1997)
Bert Rechichar	DB	3	Baltimore Colts (1956, 1957*, 1958)
Jack Reynolds	LB	2	Los Angeles Rams (1976, 1981)
Mike Stratton	LB	6	Buffalo (1964, 1965, 1966, 1967, 1968, 1969)
Jack Stroud	OL	3	New York Giants (1956, 1958, 1961)
Tom Tracy	RB	2	Pittsburgh (1959, 1961)
Scott Wells	C	1	Green Bay (2012)
Reggie White	DL	13	Philadelphia (1987*, 1988, 1989, 1990, 1991, 1992, 1993) Green Bay (1994, 1995, 1996, 1997, 1998, 1999)
Al Wilson	LB	4	Denver (2003, 2004, 2006, 2007)
Jason Witten	TE	10	Dallas (2005, 2006, 2007, 2008, 2009, 2010, 2012 2013, 2014, 2015)

** Game MVP*

YEAR-BY-YEAR RECORDS

■ PRE-CONFERENCE YEARS (1891-95)

Year	Record	Coach	Captain
1891	0-1-0	None	H.K. Denlinger
1892	2-5-0	None	Charles Moore
1893	2-4-0	None	H.A. Ijams

*Tennessee did not field a team from 1894-95.

■ SOUTHERN INTERCOLLEGIATE ATHLETIC ASSOCIATION (1896-1920)

Year	Record	Coach	Captain
1896	4-0-0	None	Strang Nicklin
1897	4-1-0	None	James A. Baird
1898	*No team -- Spanish American War*		
1899	6-2-0	J.A. Pierce	William L. Terry
1900	3-2-1	J.A. Pierce	Bill Newman
1901	3-3-2	George Kelley	C.E. Holopeter
1902	6-2-0	H.F. Fisher	Nash Buckingham
1903	4-5-0	H.F. Fisher	T.B. Green
1904	3-5-1	S.D. Crawford	Roscoe Word
1905	3-5-1	J.D. DePree	Roscoe Word
1906	1-6-2	J.D. DePree	Roscoe Word/E.D. Proctor
1907	7-2-1	George Levene	Roscoe Word
1908	7-2-0	George Levene	Walker Leach
1909	1-6-2	George Levene	Nathan Dougherty
1910	3-5-1	Alex Stone	W.C. Johnson
1911	3-4-2	Z.G. Clevenger	H.C. Branch
1912	4-4-0	Z.G. Clevenger	C.H. Fonde
1913	6-3-0	Z.G. Clevenger	Sam Hayley
1914	***9-0-0***	***Z.G. Clevenger***	***Farmer Kelly***
1915	4-4-0	Z.G. Clevenger	E.A. McLean
1916	8-0-1	John R. Bender	J.G. Vowell
1917	No team-- World War I		
1918	No team-- World War I		
1919	3-3-3	John R. Bender	W.D. Lowe
1920	7-2-0	John R. Bender	Buck Hatcher

Bold indicates SIAA Champions

■ SOUTHERN CONFERENCE (1921-32)

Year	Record	Coach	Captain
1921	6-2-1	M.B. Banks	Hal Blair
1922	8-2-0	M.B. Banks	Roy Striegel
1923	5-4-1	M.B. Banks	Tarzan Holt
1924	3-5-0	M.B. Banks	J.G. Lowe
1925	5-2-1	M.B. Banks	J.G. Lowe
1926	8-1-0	Gen. Robert R. Neyland	Billy Harkness
1927	***8-0-1***	***Gen. Robert R. Neyland***	***John Barnhill***
1928	9-0-1	Gen. Robert R. Neyland	Roy Witt
1929	9-0-1	Gen. Robert R. Neyland	Howard Johnson
1930	9-1-0	Gen. Robert R. Neyland	Harry Thayer
1931	9-0-1	Gen. Robert R. Neyland	Eugene Mayer
1932	***9-0-1***	***Gen. Robert R. Neyland***	***Malcolm Aitken***

Bold indicates Southern Conference Champions

■ SOUTHEASTERN CONFERENCE (1933-91)

Year	Overall	Conference	Finish	Coach	Captain
1933	7-3-0	5-2-0	4th	Gen. Robert R. Neyland	Talmadge Maples
1934	8-2-0	5-1-0	3rd	Gen. Robert R. Neyland	Ralph Hatley
1935	4-5-0	2-3-0	T-9th	W.H. Britton	Toby Palmer
1936	6-2-2	3-1-2	4th	Gen. Robert R. Neyland	DeWitt Weaver
1937	6-3-1	4-3-0	7th	Gen. Robert R. Neyland	Joe Black Hayes
1938	***11-0-0***	***7-0-0***	***1st***	***Gen. Robert R. Neyland***	***Bowden Wyatt***
1939	***10-1-0***	***6-0-0***	***T-1st***	***Gen. Robert R. Neyland***	***Sam Bartholomew***
1940	***10-1-0***	***5-0-0***	***1st***	***Gen. Robert R. Neyland***	***Norbert Ackermann***
1941	8-2-0	3-1-0	2nd	John Barnhill	Ray Graves
1942	9-1-1	4-1-0	T-2nd	John Barnhill	Al Hust
1943	No team-- World War II				
1944	7-1-1	5-0-1	2nd	John Barnhill	Bob Dobelstein
1945	8-1-0	3-1-0	2nd	John Barnhill	Billy Bevis
1946	***9-2-0***	***5-0-0***	***1st***	***Gen. Robert R. Neyland***	***Walter Slater***
1947	5-5-0	2-3-0	T-9th	Gen. Robert R. Neyland	Denver Crawford
1948	4-4-2	2-3-1	8th	Gen. Robert R. Neyland	Jim Powell
1949	7-2-1	4-1-1	3rd	Gen. Robert R. Neyland	Ralph Chancey/ Hal Littleford
1950	11-1-0	4-1-0	2nd	Gen. Robert R. Neyland	Jack Stroud
1951	***10-1-0***	***5-0-0***	***T-1st***	***Gen. Robert R. Neyland***	***Bert Rechichar***
1952	8-2-1	5-0-1	2nd	Gen. Robert R. Neyland	Jim Haslam
1953	6-4-1	3-2-1	7th	Harvey Robinson	Mack Franklin
1954	4-6-0	1-5-0	T-11th	Harvey Robinson	Darris McCord
1955	6-3-1	3-2-1	4th	Bowden Wyatt	Jim Beutel
1956	***10-1-0***	***6-0-0***	***1st***	***Bowden Wyatt***	***John Gordy***
1957	8-3-0	4-3-0	5th	Bowden Wyatt	Bill Anderson, Bill Johnson
1958	4-6-0	4-3-0	5th	Bowden Wyatt	Bobby Urbano
1959	5-4-1	3-4-1	8th	Bowden Wyatt	Joe Schaffer

Year	Overall	Conference	Finish	Coach	Captain (s)
1960	6-2-2	3-2-2	T-5th	Bowden Wyatt	Mike LaSorsa
1961	6-4-0	4-3-0	T-4th	Bowden Wyatt	Mike Lucci
1962	4-6-0	2-6-0	10th	Bowden Wyatt	Pat Augustine
1963	5-5-0	3-5-0	8th	Jim McDonald	Buddy Fisher
1964	4-5-1	1-5-1	10th	Doug Dickey	Steve DeLong
1965	8-1-2	3-1-2	T-3rd	Doug Dickey	Hal Wantland
1966	8-3-0	4-2-0	5th	Doug Dickey	Austin Denney, Paul Naumoff
1967	***9-2-0***	***6-0-0***	***1st***	***Doug Dickey***	***Bob Johnson***
1968	8-2-1	4-1-1	2nd	Doug Dickey	Dick Williams
1969	***9-2-0***	***5-1-0***	***1st***	***Doug Dickey***	***Bill Young***
1970	11-1-0	4-1-0	2nd	Bill Battle	Tim Priest
1971	10-2-0	4-2-0	T-4th	Bill Battle	Jackie Walker
1972	10-2-0	4-2-0	4th	Bill Battle	Jamie Rotella
1973	8-4-0	3-3-0	4th	Bill Battle	Eddie Brown
1974	7-3-2	2-3-1	T-7th	Bill Battle	Condredge Holloway, Jim Watts
1975	7-5-0	3-3-0	5th	Bill Battle	Ron McCartney
1976	6-5-0	2-4-0	8th	Bill Battle	Larry Seivers, Andy Spiva
1977	4-7-0	1-5-0	8th	Johnny Majors	Pert Jenkins, Greg Jones, Brent Watson
1978	5-5-1	3-3-0	T-4th	Johnny Majors	Robert Shaw, Dennis Wolfe
1979	7-5-0	3-3-0	T-5th	Johnny Majors	Robert James, Craig Puki, Jimmy Streater
1980	5-6-0	3-3-0	6th	Johnny Majors	Jim Noonan
1981	8-4-0	3-3-0	T-4th	Johnny Majors	James Berry, L. Holt Jeffers, Lee North
1982	6-5-1	3-2-1	5th	Johnny Majors	Mike L. Cofer
1983	9-3-0	4-2-0	T-3rd	Johnny Majors	Reggie White
1984	7-4-1	3-3-0	T-5th	Johnny Majors	Johnnie Jones, Carl Zander
1985	***9-1-2***	***5-1-0***	***1st***	***Johnny Majors***	***Tim McGee, Tommy Sims,*** Chris White
1986	7-5-0	3-3-0	6th	Johnny Majors	Joey Clinkscales, Dale Jones, Bruce Wilkerson
1987	10-2-1	4-1-1	3rd	Johnny Majors	Harry Galbreath, Kelly Ziegler
1988	5-6-0	3-4-0	T-6th	Johnny Majors	Keith DeLong, Nate Middlebrooks
1989	***11-1-0***	***6-1-0***	***T-1st***	***Johnny Majors***	***Eric Still***
1990	***9-2-2***	***5-1-1***	***1st***	***Johnny Majors***	***Tony Thompson***
1991	9-3-0	5-2-0	3rd	Johnny Majors	Earnest Fields, John Fisher

PHILLIP FULMER and his teammates give head coach Bill Battle a victory ride following Tennessee's 14-13 Liberty Bowl victory against Arkansas in 1971.

■ SOUTHEASTERN CONFERENCE DIVISIONAL PLAY (1992-PRESENT)

Year	*Overall*	*Conf.*	*Finish*	*SEC Championship*	*Coach*	*Captains*
1992	9-3-0	5-3-0	3rd-East		J. Majors (5-3)/P. Fulmer (4-0)	Todd Kelly, J.J. McCleskey
1993	10-2-0	7-1-0	T-1st-East		Phillip Fulmer	Craig Faulkner, Cory Fleming, Horace Morris, James Wilson
1994	8-4-0	5-3-0	2nd-East		Phillip Fulmer	Kevin Mays, Ben Talley
1995	11-1-0	7-1-0	2nd-East		Phillip Fulmer	Scott Galyon, Jason Layman, Bubba Miller
1996*	10-2	7-1	2nd-East		Phillip Fulmer	Raymond Austin, Jay Graham
1997	***11-2***	***7-1***	***1st/1st-East***	***W, 30-29 vs. Auburn***	***Phillip Fulmer***	***Leonard Little, Peyton Manning***
1998	***13-0***	***8-0***	***1st/1st-East***	***W, 24-14 vs. Miss. St.***	***Phillip Fulmer***	***Shawn Bryson, Jeff Hall,*** Mercedes Hamilton, Al Wilson
1999	9-3	6-2	2nd-East		Phillip Fulmer	Chad Clifton, Dwayne Goodrich, Tee Martin, Billy Ratliff, Spencer Riley, Darwin Walker
2000	8-4	5-3	T-2nd-East		Phillip Fulmer	David Leaverton, Eric Westmoreland, Cedrick Wilson
2001	11-2	7-1	2nd/1st-East	L, 21-30 vs. LSU	Phillip Fulmer	Will Bartholomew, John Henderson, Andrew Lott, Will Overstreet, Fred Weary
2002	8-5	5-3	3rd-East		Phillip Fulmer	Omari Hand, Eddie Moore, Will Ofenheusle
2003	10-3	6-2	T-1st-East		Phillip Fulmer	Casey Clausen, Kevin Burnett, Michael Munoz, Rashad Baker, Scott Wells, Constantin Ritzmann
2004	10-3	7-1	2nd/1st-East	L, 28-38 vs. Auburn	Phillip Fulmer	Michael Munoz, Parys Haralson, Jason Respert, Tony Brown, Kevin Burnett, Jason Allen
2005	5-6	3-5	T-4th-East		Phillip Fulmer	Jason Allen, Rick Clausen, Cody Douglas, Parys Haralson, Jesse Mahelona, Rob Smith
2006	9-4	5-3	2nd-East		Phillip Fulmer	Justin Harrell, Turk McBride, Marvin Mitchell, Jayson Swain, Arron Sears
2007	10-4	6-2	2nd/1st-East	L, 14-21 vs. LSU	Phillip Fulmer	Game Captains
2008	5-7	3-5	5th-East		Phillip Fulmer	Robert Ayers, Eric Berry, Ramon Foster, Montario Hardesty, Lucas Taylor, Ellix Wilson
2009	7-6	4-4	T-2nd-East		Lane Kiffin	Eric Berry, Jonathan Crompton, Montario Hardesty, Nick Reveiz
2010	6-7	3-5	T-3rd East		Derek Dooley	Tauren Poole, Nick Reveiz, Luke Stocker
2011	5-7	1-7	6th East		Derek Dooley	Tauren Poole, Austin Johnson, Ben Martin
2012	5-7	1-7	6th East		Derek Dooley (4-7)/Jim Chaney (1-0)	Game Captains
2013	5-7	2-6	6th East		Butch Jones	Game Captains
2014	7-6	3-5	T-4th East		Butch Jones	Game Captains

All-time record: 811-367-53 SEC Record: 325-192-19

**In 1996 the NCAA established an overtime period, eliminating the tie as a possible outcome.*

COACHING RECORDS

Coach	*Years*	*Total Years*	*Record*	*Pct.*
Student coached	1891-93, 1896-97	5	12-11-0	.522
J.A. Pierce	1899-1900	2	9-4-1	.654
George Kelley	1901	1	3-3-2	.500
H.F. Fisher	1902-03	2	10-7-0	.588
S.D. Crawford	1904	1	3-5-1	.389
J.D. DePree	1905-06	2	4-11-3	.305
George Levene	1907-09	3	15-10-3	.589
Andrew A. (Alex) Stone	1910	1	3-5-1	.389
Z.G. Clevenger	1911-15	5	26-15-2	.628
John R. Bender	1916-1920	3	18-5-4	.741
M.B. Banks	1921-25	5	27-15-3	.633
Robert. R. Neyland	1926-34, 36-40, 46-52	21	173-31-12	.829
W.H. Britton	1935	1	4-5-0	.444
John Barnhill	1941-45	4	32-5-2	.846
Harvey Robinson	1953-54	2	10-10-1	.500
Bowden Wyatt	1955-62	8	49-29-4	.622
Jim McDonald	1963	1	5-5-0	.500
Doug Dickey	1964-69	6	46-15-4	.738
Bill Battle	1970-76	7	59-22-2	.723
Johnny Majors	1977-92	16	116-62-8	.645
Phillip Fulmer	1992-2008	17	152-52-0	.745
Lane Kiffin	2009	1	7-6	.538
Derek Dooley	2010-2012	3	15-21	.417
Jim Chaney	2012	1	1-0	1.000
Butch Jones	**2013-Present**	**3**	**12-13**	**.480**
		118 years	***811-367-53***	***.680***

GAME-BY-GAME RESULTS

■ PRE-CONFERENCE YEARS

1891 — 0-1

Date	Opponent	Site	Result	Score
Nov. 21	Sewanee	Chattanooga	L	0-24

1892 — 2-5

Date	Opponent	Site	Result	Score
Oct. 15	Maryville	Maryville	W	25-0
Oct. 21	Vanderbilt	Nashville	L	4-22
Oct. 24	Sewanee	Sewanee	L	0-54
Nov. 2	Sewanee	Knoxville	L	0-10
Nov. 12	Chattanooga A.C.	Chattanooga	W	16-6
Nov. 17	Vanderbilt	Knoxville	L	0-12
Nov. 24	Wake Forest	Knoxville	L	6-10
				51-114

1893 — 2-4

Date	Opponent	Site	Result	Score
Oct. 21	Kentucky A&M	Knoxville	L	0-56
Nov. 3	Wake Forest	Winston-Salem	L	0-64
Nov. 4	[1]Trinity	Durham	L	0-70
Nov. 7	North Carolina	Chapel Hill	L	0-60
Nov. 18	Maryville	Knoxville	W	32-0
Nov. 30	Asheville Ath.	Knoxville	W	12-6
				44-256

NO OFFICIAL TEAM:

In October 1894, the Athletic Association resolved to drop varsity football and look forward to baseball in the spring. After the humiliating 1893 season (two wins and four imposing defeats), only two athletes willing to admit they had played on the 1893 team returned to campus in 1894. To complicate matters further, the practice field, located just west of the main entrance to the Hill, was being graded and improved.

Soon after this decision, W.B. Stokely, a UT senior who transferred from Wake Forest, persuaded a group of students to form a team. Stokely, who was elected captain, gave encouragement and direction to the other players. Even though the institution chose not to be represented officially on the gridiron, Stokely and his unofficial team kept football interest alive during this period when almost certainly it otherwise would have been allowed to lapse completely.

These unofficial games, referred to as "The Lost Years" are not included in NCAA statistics or in official University of Tennessee won-lost records.

1894

Date	Opponent	Site	Result	Score
Nov. 3	Maryville	Knoxville	T	0-0
Nov. 10	Knoxville A.C.	Knoxville	T	8-8
Nov. 29	Knoxville YMCA	Knoxville	W	12-4
Dec. 7	Carson Newman	Jefferson City	W	18-0

1895

Date	Opponent	Site	Result	Score
Oct. 19	Knoxville YMCA	Knoxville	W	4-0
Nov. 2	Maryville	Knoxville	T	6-6
Nov. 4	Bingham School	Asheville	W	12-0
Nov. 14	Fort McPherson	Atlanta	L	0-28
Nov. 28	Saint Alban's	Bristol	L	0-38
Nov. 30	Tenn. Medical Unit	Knoxville	W	40-0

■ SOUTHERN INTERCOLLEGIATE ATHLETIC ASSOCIATION (1896-1920)

1896 — 4-0

Date	Opponent	Site	Result	Score
Oct. 22	Williamsburg Inst.	Knoxville	W	10-6
Oct. 24	Chattanooga A.C.	Chattanooga	W	4-0
Nov. 14	Virginia Tech	Knoxville	W	6-4
Nov. 26	Central University	Knoxville	W	30-0
				50-10

1897 — 4-1

Date	Opponent	Site	Result	Score
Oct. 15	King	Knoxville	W	28-0
Oct. 23	Williamsburg Inst.	Knoxville	W	6-0
Nov. 8	North Carolina	Knoxville	L	0-16
Nov. 25	Virginia Tech	Roanoke	W	18-0
Nov. 26	Bristol A.C.	Bristol	W	12-0
				64-16

1898 // NO TEAM, SPANISH-AMERICAN WAR

J.A. PIERCE

1899-1900

After UT went five seasons without a coach, Pierce, a graduate of LaFayette, became the first full-time coach to be hired by the Athletic Association. His record in two seasons set the tone for winning football at Tennessee.

Coaching record: 9-4-1.

1899 — 6-2

Date	Opponent	Site	Result	Score
Oct. 11	King	Knoxville	W	11-5
Oct. 21	Virginia Tech	Knoxville	L	0-5
Oct. 28	Sewanee	Sewanee	L	0-51
Nov. 4	[2]Kentucky A&M	Knoxville	W	12-0
Nov. 11	Georgia	Knoxville	W	5-0
Nov. 23	Washington & Lee	Knoxville	W	11-0
Nov. 30	[2]Kentucky Univ.	Knoxville	W	41-0
Dec. 25	[3]Grant	Chattanooga	W	6-0
				86-61

1900				3-2-1
Date	***Opponent***	***Site***	***Result***	***Score***
Oct. 10	King	Knoxville	W	22-0
Oct. 22	Vanderbilt	Nashville	T	0-0
Nov. 1	North Carolina	Knoxville	L	5-22
Nov. 10	Auburn	Birmingham	L	0-23
Nov. 27	Grant	Knoxville	W	28-0
Dec. 1	Georgetown	Knoxville	W	12-6
				67-51

GEORGE KELLEY

1901

He was the first of two former Princeton players to become head coach. Although his coaching assignment only lasted one year, he brought an excellent background to the job and was considered an outstanding man in coaching fundamentals.

Coaching record: 3-3-2.

1901				3-3-2
Date	***Opponent***	***Site***	***Result***	***Score***
Oct. 12	King	Knoxville	W	8-0
Oct. 19	Clemson	Knoxville	T	6-6
Oct. 26	Nashville	Nashville	L	5-16
Nov. 2	Kentucky Univ.	Knoxville	L	0-6
Nov. 9	Vanderbilt	Nashville	L	0-22
Nov. 16	Georgetown	Knoxville	W	12-0
Nov. 23	Kentucky A&M	Knoxville	W	5-0
Nov. 28	Alabama	Birmingham	T	6-6
				42-56

H.F. FISHER

1902-03

The second Princeton man, Fisher followed Kelley and compiled a 6-2 record in 1902 and coached the first Vol team to defeat Sewanee, a feat which showed great improvement in Tennessee football.

Coaching record: 10-7-0.

1902				6-2
Date	***Opponent***	***Site***	***Result***	***Score***
Oct. 11	King	Knoxville	W	12-0
Oct. 21	Maryville	Knoxville	W	34-0
Oct. 25	Vanderbilt	Knoxville	L	5-12
Nov. 1	Sewanee	Knoxville	W	6-0
Nov. 7	Nashville	Nashville	W	10-0
Nov. 15	Mississippi	Memphis	W	11-10
Nov. 22	Georgia Tech	Atlanta	W	10-6
Nov. 27	Clemson	Knoxville	L	0-11
				88-39

1903				4-5
Date	***Opponent***	***Site***	***Result***	***Score***
Oct. 3	Maryville	Knoxville	W	17-0
Oct. 10	Carson-Newman	Knoxville	W	38-0
Oct. 17	Vanderbilt	Nashville	L	0-40
Oct. 29	South Carolina	Columbia	L	0-24
Oct. 31	Nashville	Nashville	W	10-0
Nov. 7	Georgia	Knoxville	L	0-5
Nov. 14	Sewanee	Knoxville	L	0-17
Nov. 21	Georgia Tech	Knoxville	W	11-0
Nov. 26	Alabama	Birmingham	L	0-24
				76-110

S.D. CRAWFORD

1904

The fourth Vol coach and one of only six coaches in UT history to serve for only one season. His 1904 unit was the first team to defeat Alabama.

Coaching record: 3-5-1.

1904				3-5-1
Date	***Opponent***	***Site***	***Result***	***Score***
Oct. 1	Maryville	Knoxville	W	17-0
Oct. 15	Nashville	Knoxville	T	0-0
Oct. 22	Georgia Tech	Atlanta	L	0-2
Oct. 29	Sewanee	Knoxville	L	0-12
Nov. 5	Vanderbilt	Nashville	L	0-22
Nov. 12	Clemson	Knoxville	L	0-6
Nov. 16	Cincinnati	Knoxville	L	0-35
Nov. 19	Grant	Chattanooga	W	23-0
Nov. 24	Alabama	Birmingham	W	5-0
				45-77

J.D. DEPREE

1905-06

A graduate of Michigan, Depree served two seasons as coach. He was the only coach of the 1905 team. In 1906, Roscoe Word, a three-time captain, assisted him.

Coaching record: 4-11-3.

1905				3-5-1
Date	***Opponent***	***Site***	***Result***	***Score***
Sept. 30	Tenn. School Deaf	Knoxville	W	16-6
Oct. 7	American Temp. U.	Knoxville	W	104-0
Oct. 14	Clemson	Clemson	T	5-5
Oct. 21	Vanderbilt	Knoxville	L	0-45
Oct. 28	Sewanee	Sewanee	L	6-11
Nov. 4	Georgia Tech	Atlanta	L	0-45
Nov. 18	Centre	Knoxville	W	31-5
Nov. 30	Alabama	Birmingham	L	0-29
Dec. 3	Grant	Chattanooga	L	0-5
				162-151

1906				1-6-2
Date	***Opponent***	***Site***	***Result***	***Score***
Oct. 6	American Temp. U.	Knoxville	W	10-0
Oct. 13	Maryville	Knoxville	L	0-11
Oct. 20	Centre	Knoxville	L	0-6
Oct. 25	American Temp. U.	Harriman	T	5-5
Nov. 3	Sewanee	Knoxville	L	0-17
Nov. 10	Kentucky A&M	Lexington	L	0-21
Nov. 19	Clemson	Clemson	L	0-16
Nov. 21	Georgia	Athens	T	0-0
Nov. 29	Alabama	Birmingham	L	0-51
				15-127

GEORGE LEVENE

1907-09

The former Pennsylvania player became the first coach to win seven games in a season; putting seven-victory campaigns back-to-back in 1907 and 1908. However, the 1909 team recorded a dismal record and his winning percentage suffered.

Coaching record: 15-10-3.

1907 — 7-2-1

Date	Opponent	Site	Result	Score
Oct. 5	Tenn. Military Inst.	Knoxville	W	30-0
Oct. 12	Georgia	Athens	W	15-0
Oct. 19	Georgia Tech	Atlanta	L	4-6
Oct. 21	Clemson	Clemson	W	4-0
Oct. 26	Maryville	Knoxville	W	34-0
Nov. 2	[3]Chattanooga	Knoxville	W	57-0
Nov. 9	Kentucky A&M	Knoxville	T	0-0
Nov. 16	[4]Mississippi A&M	Memphis	W	11-4
Nov. 18	Arkansas	Little Rock	W	14-2
Nov. 28	Alabama	Birmingham	L	0-5
				169-17

1908 — 7-2

Date	Opponent	Site	Result	Score
Oct. 3	North Carolina	Knoxville	W	12-0
Oct. 10	Maryville	Knoxville	W	39-5
Oct. 17	Kentucky State	Knoxville	W	7-0
Oct. 24	Georgia	Knoxville	W	10-0
Oct. 31	Georgia Tech	Atlanta	W	6-5
Nov. 7	Vanderbilt	Nashville	L	9-16
Nov. 14	Clemson	Knoxville	W	6-5
Nov. 21	Chattanooga	Knoxville	W	35-6
Nov. 26	Alabama	Birmingham	L	0-4
				124-41

1909 — 1-6-2

Date	Opponent	Site	Result	Score
Oct. 2	Centre	Knoxville	T	0-0
Oct. 9	North Carolina	Knoxville	L	0-3
Oct. 16	Kentucky State	Lexington	L	0-17
Oct. 23	Georgia	Knoxville	L	0-3
Oct. 30	Georgia Tech	Knoxville	L	0-29
Nov. 6	Vanderbilt	Nashville	L	0-51
Nov. 13	Alabama	Knoxville	L	0-10
Nov. 20	Chattanooga	Chattanooga	T	0-0
Nov. 25	Transylvania	Knoxville	W	11-0
				11-113

ANDREW A. STONE

1910

Stone was the seventh coach in 11 years of Tennessee football. His regime marked the end of the short-term coaching assignments for several years to come.

Coaching record: 3-5-1.

1910 — 3-5-1

Date	Opponent	Site	Result	Score
Oct. 1	Centre	Knoxville	L	2-17
Oct. 8	Mooney School	Knoxville	W	7-0
Oct. 15	Vanderbilt	Nashville	L	0-18
Oct. 22	Georgia	Athens	L	5-35
Oct. 29	Howard	Birmingham	W	17-0
Oct. 31	Mississippi A&M	Starkville	L	0-48
Nov. 5	Kentucky State	Knoxville	L	0-10
Nov. 12	Maryville	Knoxville	W	13-0
Nov. 19	Chattanooga	Knoxville	T	6-6
				50-134

Z.G. CLEVENGER

1911-15

The former Indiana player coached the 1914 team to the SIAA title and the first defeat of Vandy in UT history, a feat one other coach accomplished until Neyland. His use of the straight T formation produced a fine record. He returned to Indiana in 1923 and remained until retirement.

Coaching record: 26-15-2.

1911 — 3-4-2

Date	Opponent	Site	Result	Score
Oct. 7	Mooney School	Knoxville	W	27-0
Oct. 14	Georgia Tech	Atlanta	L	0-24
Oct. 21	Maryville	Knoxville	W	22-5
Oct. 28	North Carolina State	Raleigh	L	0-16
Nov. 4	Centre	Knoxville	T	0-0
Nov. 11	Virginia Tech	Blacksburg	L	11-36
Nov. 18	Southwestern	Knoxville	W	22-0
Nov. 25	Tenn. Med.School	Memphis	T	0-0
Nov. 30	Kentucky State	Lexington	L	0-12
				82-93

1912 — 4-4

Date	Opponent	Site	Result	Score
Oct. 5	King	Knoxville	W	101-0
Oct. 12	Maryville	Knoxville	W	38-0
Oct. 19	Tenn. Med. School	Memphis	W	62-0
Oct. 26	Sewanee	Chattanooga	L	6-33
Nov. 2	Centre	Knoxville	W	67-0
Nov. 9	Mercer	Macon	L	14-27
Nov. 16	Kentucky State	Knoxville	L	6-13
Nov. 28	Alabama	Birmingham	L	0-7
				294-80

1913 — 6-3

Date	Opponent	Site	Result	Score
Sept. 27	Carson-Newman	Knoxville	W	58-0
Oct. 4	Athens	Knoxville	W	95-0
Oct. 11	Maryville	Knoxville	W	75-0
Oct. 18	Sewanee	Chattanooga	L	6-17
Oct. 25	Davidson	Knoxville	W	9-0
Nov. 1	Chattanooga	Knoxville	W	21-0
Nov. 8	Vanderbilt	Nashville	L	6-7
Nov. 14	Alabama	Tuscaloosa	L	0-6
Nov. 27	Kentucky State	Lexington	W	13-7
				283-37

1914 — 9-0

SIAA CHAMPIONS

Date	Opponent	Site	Result	Score
Sept. 26	Carson-Newman	Knoxville	W	89-0
Oct. 3	King	Knoxville	W	55-3
Oct. 10	Clemson	Knoxville	W	27-0
Oct. 17	Louisville	Louisville	W	66-0
Oct. 24	Alabama	Knoxville	W	17-7
Oct. 31	Chattanooga	Knoxville	W	67-0
Nov. 7	Vanderbilt	Nashville	W	16-14
Nov. 14	Sewanee	Chattanooga	W	14-7
Nov. 26	Kentucky State	Knoxville	W	23-6
				374-37

1915 — 4-4

Date	Opponent	Site	Result	Score
Sept. 25	Carson-Newman	Knoxville	W	101-0
Oct. 2	Tusculum	Knoxville	W	21-0
Oct. 9	Clemson	Knoxville	L	0-3
Oct. 16	Centre	Knoxville	W	80-0
Oct. 23	Cumberland	Knoxville	W	101-0
Oct. 30	Vanderbilt	Nashville	L	0-35
Nov. 13	Mississippi A&M	Knoxville	L	0-14
Nov. 25	Kentucky State	Lexington	L	0-6
				303-58

JOHN R. BENDER

1916-20

A Nebraska player in 1905, he came to Tennessee from Kansas State and installed the short punt formation. His tour of coaching was interrupted by the war in 1917-18. However, he regrouped the 1920 unit to post a 7-2 mark.

Coaching record: 18-5-4.

1916 — 8-0-1

Date	Opponent	Site	Result	Score
Sept. 30	Tusculum	Knoxville	W	33-0
Oct. 7	Maryville	Knoxville	W	32-6
Oct. 14	Clemson	Clemson	W	14-0
Oct. 21	South Carolina	Knoxville	W	26-0
Oct. 28	Florida	Tampa	W	24-0
Nov. 4	Chattanooga	Chattanooga	W	12-7
Nov. 11	Vanderbilt (HC)	Knoxville	W	10-6
Nov. 18	Sewanee	Chattanooga	W	17-0
Nov. 30	Kentucky State	Knoxville	T	0-0
				168-19

1917 & 1918:

The University of Tennessee Athletic Council, chaired by Professor Nathan W. Dougherty, officially suspended varsity football during the World War I years of 1917 and 1918 because the majority of the players were called into military service. In addition, Coach John R. Bender was enlisted as an instructor at Camp John Sevier in Greenville, S.C.

During this period without varsity football, two unofficial teams were formed from Army recruits and students. One team represented a training unit called the Fighting Mechanics and another the Student Army Training Corps (SATC).

1917

Date	Opponent	Site	Result	Score
Nov. 3	11th U.S. Infantry	Knoxville	L	6-21
Nov. 10	Batt. B Va. Field Art.	Chattanooga	L	0-35
Nov. 16	Camp Gordon	Atlanta	L	0-38

1918

Date	Opponent	Site	Result	Score
Nov. 2	Sewanee	Knoxville	L	0-68
Nov. 9	Vanderbilt	Nashville	L	0-76
Nov. 16	Maryville	Knoxville	W	9-7
Nov. 23	Milligan	Knoxville	W	32-0
Nov. 28	Tenn. Military Inst.	Knoxville	W	46-0

1919 — 3-3-3

Date	Opponent	Site	Result	Score
Sept. 27	Tusculum	Knoxville	W	29-6
Oct. 3	Maryville	Knoxville	W	32-2
Oct. 11	Vanderbilt	Nashville	T	3-3
Oct. 18	Mississippi A&M	Knoxville	L	0-6
Oct. 25	Clemson	Clemson	L	0-14
Nov. 1	North Carolina (HC)	Knoxville	T	0-0
Nov. 8	South Carolina	Columbia	T	6-6
Nov. 15	Cincinnati	Knoxville	W	33-12
Nov. 27	Kentucky	Lexington	L	0-13
				103-62

1920 — 7-2

Date	Opponent	Site	Result	Score
Sept. 25	Emory & Henry	Knoxville	W	45-0
Oct. 2	Maryville	Knoxville	W	47-0
Oct. 9	Vanderbilt	Knoxville	L	0-20
Oct. 16	Chattanooga	Chattanooga	W	35-0
Oct. 23	Clemson	Knoxville	W	26-0
Oct. 30	Mississippi A&M	Starkville	L	7-13
Nov. 6	Transylvania	Knoxville	W	49-0
Nov. 13	Sewanee	Chattanooga	W	20-0
Nov. 25	Kentucky	Knoxville	W	14-7
				243-40

■ SOUTHERN CONFERENCE (1921-32)

M.B. BANKS

1921-25

With Banks came the beginning of the Southern Conference. A former Syracuse player who coached at Duke before joining the Vols, he installed a variety of offenses but preferred the winged-T. He became ill in 1925 and gave up the Vol reins to take the Central High School job.

Coaching record: 27-15-3.

1921 — 6-2-1

Date	Opponent	Site	Result	Score
Sept. 24	*Emory & Henry	Knoxville	W	27-0
Oct. 1	Maryville	Maryville	W	7-0
Oct. 8	Chattanooga	Knoxville	W	21-0
Oct. 15	Dartmouth	Hanover	L	3-14
Oct. 22	Florida	Knoxville	W	9-0
Oct. 29	Vanderbilt	Nashville	L	0-14
Nov. 5	Mississippi A&M	Memphis	W	14-7
Nov. 12	Sewanee	Knoxville	W	21-0
Nov. 24	Kentucky	Lexington	T	0-0
**First game played on Shields-Watkins Field*				***102-35***

1922 — 8-2

Date	Opponent	Site	Result	Score
Sept. 23	*Emory & Henry	Knoxville	W	50-0
Sept. 30	Carson-Newman	Knoxville	W	32-7
Oct. 7	Maryville	Knoxville	W	21-0
Oct. 14	Camp Benning	Columbus	W	15-0
Oct. 21	Georgia	Athens	L	3-7
Oct. 28	Mississippi	Knoxville	W	49-0
Nov. 4	Vanderbilt	Knoxville	L	6-14
Nov. 11	Mississippi A&M	Memphis	W	31-3
Nov. 18	Sewanee	Chattanooga	W	18-7
Nov. 30	Kentucky	Knoxville	W	14-7
**First game Vols wore Orange jerseys*				***239-45***

1923 — 5-4-1

Date	Opponent	Site	Result	Score
Sept. 29	Army	West Point	L	0-41
Oct. 6	Maryville	Knoxville	T	14-14
Oct. 13	Georgetown	Knoxville	W	13-6
Oct. 20	Georgia	Knoxville	L	0-17
Oct. 27	Mississippi A&M	Memphis	W	7-3
Nov. 3	Tulane	Knoxville	W	13-2
Nov. 10	Vanderbilt	Nashville	L	7-51
Nov. 17	Va. Military Inst.	Knoxville	L	0-33
Nov. 24	Mississippi	Knoxville	W	10-0
Nov. 29	Kentucky	Lexington	W	18-0
				82-167

1924 — 3-5

Date	Opponent	Site	Result	Score
Oct. 4	Emory & Henry	Knoxville	W	27-0
Oct. 11	Maryville	Knoxville	W	28-10
Oct. 18	Carson-Newman	Knoxville	W	13-0
Oct. 24	Mississippi A&M	Memphis	L	2-7
Nov. 1	Georgia	Athens	L	0-33
Nov. 8	Centre	Knoxville	L	0-32
Nov. 15	Tulane	New Orleans	L	7-26
Nov. 27	Kentucky	Knoxville	L	6-27
				83-135

1925 — 5-2-1

Date	Opponent	Site	Result	Score
Oct. 3	Emory & Henry	Knoxville	W	51-0
Oct. 10	Maryville	Knoxville	W	13-0
Oct. 17	Vanderbilt	Nashville	L	7-34
Oct. 24	LSU	Knoxville	T	0-0
Oct. 31	Georgia	Knoxville	W	12-7
Nov. 7	Centre	Danville	W	12-0
Nov. 14	Miss. A&M (HC)	Knoxville	W	14-9
Nov. 26	Kentucky	Lexington	L	20-23
				129-73

R.R. NEYLAND

1926-34

With Captain Neyland came one of the most efficient single wing offenses in the nation. In his first period as Vol head coach he won the Southern Conference championships in 1927 and 1932 and had undefeated strings of 33 and 28 games, along with 14 consecutive victories.

Coaching record: 76-7-5.

1926 — 8-1

Date	Opponent	Site	Result	Score
Sept. 25	Carson-Newman	Knoxville	W	13-0
Oct. 2	North Carolina	Knoxville	W	34-0
Oct. 9	LSU	Baton Rouge	W	14-7
Oct. 15	Maryville	Knoxville	W	6-0
Oct. 23	Centre	Knoxville	W	30-7
Oct. 30	Mississippi A&M	Starkville	W	33-0
Nov. 6	Sewanee (HC)	Knoxville	W	12-0
Nov. 13	Vanderbilt	Nashville	L	3-20
Nov. 25	Kentucky	Knoxville	W	6-0
				151-34

1927 — 8-0-1

SOUTHERN CONF. CHAMPIONS

Date	Opponent	Site	Result	Score
Sept. 24	Carson-Newman	Knoxville	W	33-0
Oct. 1	North Carolina	Chapel Hill	W	26-0
Oct. 8	Maryville	Knoxville	W	7-0
Oct. 15	Mississippi	Knoxville	W	21-7
Oct. 22	Transylvania	Knoxville	W	57-0
Oct. 29	Virginia	Knoxville	W	42-0
Nov. 5	Sewanee	Knoxville	W	32-12
Nov. 12	Vanderbilt (HC)	Knoxville	T	7-7
Nov. 24	Kentucky	Lexington	W	20-0
				245-26

1928 — 9-0-1

Date	Opponent	Site	Result	Score
Sept. 29	Maryville	Knoxville	W	41-0
Oct. 6	Centre	Knoxville	W	41-7
Oct. 13	Mississippi	Knoxville	W	13-12
Oct. 20	Alabama	Tuscaloosa	W	15-13
Oct. 27	Wash. & Lee (HC)	Knoxville	W	26-7
Nov. 3	Carson-Newman	Knoxville	W	57-0
Nov. 10	Sewanee	Knoxville	W	37-0
Nov. 17	Vanderbilt	Nashville	W	6-0
Nov. 29	Kentucky	Knoxville	T	0-0
Dec. 8	Florida	Knoxville	W	13-12
				249-51

1929 — 9-0-1

Date	Opponent	Site	Result	Score
Sept. 28	Centre	Knoxville	W	40-6
Oct. 5	Chattanooga	Chattanooga	W	20-0
Oct. 12	Mississippi	Knoxville	W	52-7
Oct. 19	Alabama (HC)	Knoxville	W	6-0
Oct. 26	Washington & Lee	Roanoke	W	39-0
Nov. 2	Auburn	Knoxville	W	27-0
Nov. 9	Carson-Newman	Knoxville	W	73-0
Nov. 16	Vanderbilt	Knoxville	W	13-0
Nov. 28	Kentucky	Lexington	T	6-6
Dec. 7	South Carolina	Knoxville	W	54-0
				330-19

1930 — 9-1

Date	Opponent	Site	Result	Score
Sept. 27	Maryville	Knoxville	W	54-0
Oct. 4	Centre	Knoxville	W	18-0
Oct. 11	Mississippi	Knoxville	W	27-0
Oct. 18	Alabama	Tuscaloosa	L	6-18
Oct. 25	North Carolina (HC)	Knoxville	W	9-7
Nov. 1	Clemson	Knoxville	W	27-0
Nov. 8	Carson-Newman	Knoxville	W	34-0
Nov. 15	Vanderbilt	Nashville	W	13-0
Nov. 27	Kentucky	Knoxville	W	8-0
Dec. 6	Florida	Jacksonville	W	13-6
				209-31

1931 — 9-0-1

Date	Opponent	Site	Result	Score
Sept. 26	Maryville	Knoxville	W	33-0
Oct. 3	Clemson	Knoxville	W	44-0
Oct. 10	Mississippi	Knoxville	W	38-0
Oct. 17	Alabama (HC)	Knoxville	W	25-0
Oct. 24	North Carolina	Chapel Hill	W	7-0
Oct. 31	Duke	Knoxville	W	25-2
Nov. 7	Carson-Newman	Knoxville	W	31-0
Nov. 14	Vanderbilt	Knoxville	W	21-7
Nov. 26	Kentucky	Lexington	T	6-6
	New York Charity Game			
Dec. 5	New York University	New York	W	13-0
				243-15

1932 — 9-0-1

SOUTHERN CONF. CHAMPIONS

Date	Opponent	Site	Result	Score
Sept. 24	Chattanooga	Chattanooga	W	13-0
Oct. 1	Mississippi	Knoxville	W	33-0
Oct. 8	North Carolina	Knoxville	W	20-7
Oct. 15	Alabama	Birmingham	W	7-3
Oct. 22	Maryville	Knoxville	W	60-0
Oct. 29	Duke (HC)	Knoxville	W	16-13
Nov. 5	Mississippi A&M	Knoxville	W	31-0
Nov. 12	Vanderbilt	Nashville	T	0-0
Nov. 24	Kentucky	Knoxville	W	26-0
Dec. 3	Florida	Jacksonville	W	32-13
				238-36

SOUTHEASTERN CONFERENCE (1933-PRESENT)

1933 — 7-3 • 5-2 SEC

Date	Opponent	Site	Result	Score
Sept. 30	Virginia Tech	Knoxville	W	27-0
Oct. 7	Mississippi State	Knoxville	W	20-0
Oct. 14	Duke	Durham	L	2-10
Oct. 21	Alabama (HC)	Knoxville	L	6-12
Oct. 28	Florida	Knoxville	W	13-6
Nov. 4	Geo. Washington	Washington, D.C.	W	13-0
Nov. 11	Mississippi	Knoxville	W	35-6
Nov. 18	Vanderbilt	Knoxville	W	33-6
Nov. 30	Kentucky	Lexington	W	27-0
Dec. 9	LSU	Baton Rouge	L	0-7
SEC Finish: 4th				***176-47***

1934 — 8-2 • 5-1 SEC

Date	Opponent	Site	Result	Score
Sept. 29	Centre	Knoxville	W	32-0
Oct. 5	North Carolina	Chapel Hill	W	19-7
Oct. 13	Mississippi	Knoxville	W	27-0
Oct. 20	Alabama	Birmingham	L	6-13
Oct. 27	Duke (HC)	Knoxville	W	14-6
Nov. 3	Fordham	New York	L	12-13
Nov. 10	Mississippi State	Knoxville	W	14-0
Nov. 17	Vanderbilt	Nashville	W	13-6
Nov. 29	Kentucky	Knoxville	W	19-0
Dec. 8	LSU	Knoxville	W	19-13

SEC Finish: 3rd ***175-58***

W.H. BRITTON

1935

An end coach and scout on Neyland's staff since 1926, he was elevated to head coach for one season while Neyland was called to active duty in the Panama Canal Zone. Upon Neyland's return he continued his duties as end coach and scout until 1947.

Coaching record: 4-5-0.

1935 — 4-5 • 2-3 SEC

Date	Opponent	Site	Result	Score
Sept. 28	Southwestern	Knoxville	W	20-0
Oct. 5	North Carolina	Knoxville	L	13-38
Oct. 12	Auburn	Birmingham	W	13-6
Oct. 19	Alabama (HC)	Knoxville	L	0-25
Oct. 26	Centre	Knoxville	W	25-14
Nov. 2	Duke	Durham	L	6-19
Nov. 9	Mississippi	Memphis	W	14-13
Nov. 16	Vanderbilt	Knoxville	L	7-13
Nov. 28	Kentucky	Lexington	L	0-27

SEC Finish: T-9th ***98-155***

R.R. NEYLAND

1936-40

Upon his return from active Army duty, Major Neyland quickly began to rebuild the team with solid freshmen units in 1936-37 which produced undefeated teams in 1938, 1939, and 1940. The 1939 team is the last team in NCAA history to be unscored upon in regular season play. His teams compiled a 22-game winning streak.

Coaching record: 43-7-3.

1936 — 6-2-2 • 3-1-2 SEC

Date	Opponent	Site	TV	AP Rank UT/Opp	Result	Score
Sept. 26	Chattanooga	Knoxville			W	13-0
Oct. 3	North Carolina	Chapel Hill			L	6-14
Oct. 10	Auburn	Knoxville			L	0-6
Oct. 17	Alabama	Birmingham			T	0-0
Oct. 24	Duke (HC)	Knoxville		--/2	W	15-13
Oct. 31	Georgia	Athens			W	46-0
Nov. 7	Maryville	Knoxville			W	34-0
Nov. 14	Vanderbilt	Nashville			W	26-13
Nov. 26	Kentucky	Knoxville		17/--	W	7-6
Dec. 5	Mississippi	Memphis		17/--	T	0-0

SEC Finish: 4th • 17th AP ***147-52***

1937 — 6-3-1 • 4-3 SEC

Date	Opponent	Site	TV	AP Rank UT/Opp	Result	Score
Sept. 25	Wake Forest	Knoxville			W	32-0
Oct. 2	Virginia Tech	Knoxville			W	27-0
Oct. 9	Duke	Durham			T	0-0
Oct. 16	Alabama	Knoxville			L	7-14
Oct. 23	Sewanee	Knoxville			W	32-0
Oct. 30	Georgia	Knoxville			W	32-0
Nov. 6	Auburn	Birmingham		7/--	L	7-20
Nov. 13	Vanderbilt (HC)	Knoxville			L	7-13
Nov. 25	Kentucky	Lexington			W	13-0
Dec. 4	Mississippi	Memphis			W	32-0

SEC Finish: 7th ***189-47***

1938 — 11-0 • 7-0 SEC

NATIONAL CHAMPIONS

DUNKEL, LITKENHOUS, BOAND, HOULGATE, POLING

SEC CHAMPIONS

Date	Opponent	Site	TV	AP Rank UT/Opp	Result	Score
Sept. 24	Sewanee	Knoxville			W	26-3
Oct. 1	Clemson	Knoxville			W	20-7
Oct. 8	Auburn	Knoxville			W	7-0
Oct. 15	Alabama	Birmingham			W	13-0
Oct. 22	The Citadel	Knoxville		8/--	W	44-0
Oct. 29	LSU (HC)	Knoxville		8/--	W	14-6
Nov. 5	Chattanooga	Knoxville		6/--	W	45-0
Nov. 12	Vanderbilt	Nashville		4/--	W	14-0
Nov. 24	Kentucky	Knoxville		4/--	W	46-0
Dec. 3	Mississippi	Memphis		4/--	W	47-0
		Orange Bowl				
Jan. 2	Oklahoma	Miami		2/4	W	17-0

SEC Finish: 1st • 2nd AP ***293-16***

1939 — 10-1 • 6-0 SEC

SEC CHAMPIONS

Date	Opponent	Site	TV	AP Rank UT/Opp	Result	Score
Sept. 29	NC State	Raleigh			W	13-0
Oct. 7	Sewanee	Knoxville			W	40-0
Oct. 14	Chattanooga	Chattanooga			W	28-0
Oct. 21	Alabama (HC)	Knoxville		5/8	W	21-0
Oct. 28	Mercer	Knoxville		1/--	W	17-0
Nov. 4	LSU	Baton Rouge		1/18	W	20-0
Nov. 11	The Citadel	Knoxville		1/--	W	34-0
Nov. 18	Vanderbilt	Knoxville		1/--	W	13-0
Nov. 30	Kentucky	Lexington		4/--	W	19-0
Dec. 9	Auburn	Knoxville		2/--	W	7-0
		Rose Bowl				
Jan. 1	Southern Cal	Pasadena		2/3	L	0-14

SEC Finish: T-1st • 2nd AP ***212-14***

1940 — 10-1 • 5-0 SEC

NATIONAL CHAMPIONS

DUNKEL, WILLIAMSON

SEC CHAMPIONS

Date	Opponent	Site	TV	AP Rank UT/Opp	Result	Score
Sept. 28	Mercer	Knoxville			W	49-0
Oct. 5	Duke	Knoxville			W	13-0
Oct. 12	Chattanooga	Knoxville			W	53-0
Oct. 19	Alabama	Birmingham		5/--	W	27-12
Oct. 26	Florida	Knoxville		5/--	W	14-0
Nov. 2	LSU	Knoxville		7/--	W	28-0
Nov. 9	Southwestern	Memphis		5/--	W	41-0
Nov. 16	Virginia	Knoxville		5/--	W	41-14
Nov. 23	Kentucky (HC)	Knoxville		6/--	W	33-0
Nov. 30	Vanderbilt	Nashville		6/--	W	20-0
		Sugar Bowl				
Jan. 1	Boston College	New Orleans		4/5	L	13-19

SEC Finish: 1st • 4th AP ***332-45***

JOHN BARNHILL

1941-45

When war again interrupted Neyland's coaching career, Barnhill, a former Vol and coach under Neyland, was named as head coach. He compiled an outstanding record and upon Neyland's return in 1946 he accepted the head coaching job at Arkansas where he also served as athletic director.

Coaching record: 32-5-2.

1941 — 8-2 • 3-1 SEC

Date	Opponent	Site	TV	AP Rank UT/Opp	Result	Score
Sept. 20	Furman	Knoxville			W	32-6
Oct. 4	Duke	Durham			L	0-19
Oct. 11	Dayton	Knoxville			W	26-0
Oct. 18	Alabama	Knoxville			L	2-9
Oct. 25	Cincinnati	Knoxville			W	21-6
Nov. 1	LSU	Baton Rouge			W	13-6
Nov. 8	Howard	Knoxville			W	28-6
Nov. 15	Boston College	Chestnut Hill		--/18	W	14-7
Nov. 22	Kentucky	Lexington			W	20-7
Nov. 29	Vanderbilt (HC)	Knoxville		--/12	W	26-7

SEC Finish: 2nd • 18th AP ***182-73***

1942 — 9-1-1 • 4-1 SEC

Date	Opponent	Site	TV	AP Rank UT/Opp	Result	Score
Sept. 26	South Carolina	Columbia			T	0-0
Oct. 3	Fordham	Knoxville			W	40-14
Oct. 10	Dayton	Knoxville			W	34-6
Oct. 17	Alabama	Birmingham		15t/4	L	0-8
Oct. 24	Furman	Knoxville		17t/--	W	52-7
Oct. 31	LSU	Knoxville		20/19	W	26-0
Nov. 7	Cincinnati	Knoxville		13/--	W	34-12
Nov. 14	Mississippi	Memphis		11/--	W	14-0
Nov. 21	Kentucky (HC)	Knoxville		11/--	W	26-0
Nov. 28	Vanderbilt	Nashville		10/--	W	19-7
		Sugar Bowl				
Jan. 1	Tulsa	New Orleans		7/4	W	14-7

SEC Finish: T-2nd • 7th AP ***259-61***

1943 // NO TEAM, WORLD WAR II

1944 — 7-1-1 • 5-0-1 SEC

Date	Opponent	Site	TV	AP Rank UT/Opp	Result	Score
Sept. 30	Kentucky	Knoxville			W	26-13
Oct. 7	Mississippi	Memphis			W	20-7
Oct. 14	Florida	Knoxville		15/--	W	40-0
Oct. 21	Alabama	Knoxville		17/--	T	0-0
Oct. 28	Clemson	Knoxville		19t/--	W	26-7
Nov. 4	*LSU N	Baton Rouge		16/--	W	13-0
Nov. 18	Temple (HC)	Knoxville		17/--	W	27-14
Nov. 25	Kentucky	Lexington		15/--	W	21-7
		Rose Bowl				
Jan. 1	Southern Cal	Pasadena		12/7	L	0-25

SEC Finish: 2nd • 12th AP ***173-73***

**Tennessee's first night game*

1945 — 8-1 • 3-1 SEC

Date	Opponent	Site	TV	AP Rank UT/Opp	Result	Score
Sept. 29	Wake Forest	Knoxville			W	7-6
Oct. 6	William & Mary	Knoxville			W	48-13
Oct. 13	Chattanooga	Knoxville		18/--	W	30-0
Oct. 20	Alabama	Birmingham		--/6	L	7-25
Oct. 27	Villanova	Knoxville			W	33-2
Nov. 3	North Carolina	Knoxville			W	20-6
Nov. 10	Mississippi	Memphis			W	34-0
Nov. 24	Kentucky	Lexington		14/--	W	14-0
Dec. 1	Vanderbilt (HC)	Knoxville		17/--	W	45-0

SEC Finish: 2nd • 14th AP ***238-52***

R.R. NEYLAND

1946-52

General Neyland's retirement from the military enabled him to devote full time to build one of the best programs in the country. He led the national title team in 1951 and took the Vols to three straight major bowl games. Poor health in 1952 forced his retirement to athletic director, a position he held until his death in 1962. His record for this period was 54-17-4.

Coaching record: 173-31-12.

1946 — 9-2 • 5-0 SEC

SEC CHAMPIONS

Date	Opponent	Site	TV	AP Rank UT/Opp	Result	Score
Sept. 28	Georgia Tech	Knoxville			W	13-9
Oct. 5	Duke	Durham			W	12-7
Oct. 12	Chattanooga	Knoxville		8t/--	W	47-7
Oct. 19	Alabama (HC)	Knoxville		9/7	W	12-0
Oct. 26	Wake Forest	Knoxville		4/--	L	6-19
Nov. 2	North Carolina	Knoxville		10/9	W	20-14
Nov. 9	Mississippi	Memphis		7/--	W	18-14
Nov. 16	Boston College	Chestnut Hill		8/--	W	33-13
Nov. 23	Kentucky	Knoxville		7/--	W	7-0
Nov. 30	Vanderbilt	Nashville		8/--	W	7-6
		Orange Bowl				
Jan. 1	Rice	Miami		7/10	L	0-8

SEC Finish: T-1st • 7th AP ***175-97***

1947 — 5-5 • 2-3 SEC

Date	Opponent	Site	TV	AP Rank UT/Opp	Result	Score
Sept. 27	Georgia Tech	Atlanta			L	0-27
Oct. 4	Duke (HC)	Knoxville			L	7-19
Oct. 11	Chattanooga	Knoxville			W	26-7
Oct. 18	Alabama	Birmingham			L	0-10
Oct. 25	Tennessee Tech	Knoxville			W	49-0
Nov. 1	North Carolina	Chapel Hill			L	6-20
Nov. 8	Mississippi	Memphis			L	13-43
Nov. 15	Boston College	Knoxville			W	38-13
Nov. 22	Kentucky	Lexington			W	13-6
Nov. 29	Vanderbilt	Knoxville			W	12-7

SEC Finish: T-9th ***164-152***

1948 — 4-4-2 • 2-3-1 SEC

Date	Opponent	Site	TV	AP Rank UT/Opp	Result	Score
Sept. 25	Mississippi State	Knoxville			L	6-21
Oct. 2	Duke	Durham			T	7-7
Oct. 9	Chattanooga	Knoxville		20/--	W	26-0
Oct. 16	Alabama (HC)	Knoxville			W	21-6
Oct. 23	Tennessee Tech	Knoxville			W	41-0
Oct. 30	North Carolina	Knoxville		--/3	L	7-14
Nov. 6	Georgia Tech	Atlanta		--/6	W	13-6
Nov. 13	Mississippi	Memphis		18/--	L	13-16
Nov. 20	Kentucky	Knoxville			T	0-0
Nov. 27	Vanderbilt	Nashville		--/15	L	6-28

SEC Finish: 8th ***140-98***

1949 — 7-2-1 • 4-1-1 SEC

Date	Opponent	Site	TV	AP Rank UT/Opp	Result	Score
Sept. 24	Mississippi State	Knoxville			W	10-0
Oct. 1	Duke	Knoxville			L	7-21
Oct. 8	Chattanooga	Knoxville			W	39-7
Oct. 15	Alabama	Birmingham			T	7-7
Oct. 22	Tennessee Tech	Knoxville			W	36-6
Oct. 29	North Carolina	Chapel Hill		--/13	W	35-6
Nov. 5	Ga. Tech (HC)	Knoxville		14/--	L	13-30

Date	Opponent	Site	TV	AP Rank UT/Opp	Result	Score
Nov. 12	Mississippi	Memphis			W	35-7
Nov. 19	Kentucky	Lexington		--/11	W	6-0
Nov. 26	Vanderbilt	Knoxville		18/--	W	26-20

SEC Finish: 3rd • 17th AP ***214-104***

1950 — 11-1 • 4-1 SEC

NATIONAL CHAMPIONS
DUNKEL

Date	Opponent	Site	TV	AP Rank UT/Opp	Result	Score
Sept. 23	Miss. Southern	Knoxville		4/--	W	56-0
Sept. 30	Mississippi State	Starkville		4/--	L	0-7
Oct. 7	Duke	Durham		--/14	W	28-7
Oct. 14	Chattanooga	Knoxville		14/--	W	41-0
Oct. 21	Alabama	Knoxville		18/--	W	14-9
Oct. 28	Wash. & Lee	Knoxville		8/--	W	27-20
Nov. 4	N. Carolina (HC)	Knoxville		11/--	W	16-0
Nov. 11	Tennessee Tech	Knoxville		11/--	W	48-14
Nov. 18	Mississippi	Knoxville		9/--	W	35-0
Nov. 25	Kentucky	Knoxville		9/3	W	7-0
Dec. 2	Vanderbilt	Nashville		4/--	W	43-0
		Cotton Bowl				
Jan. 1	Texas	Dallas		4/3	W	20-14

SEC Finish: 2nd • 4th AP ***335-71***

1951 — 10-1 • 5-0 SEC

NATIONAL CHAMPIONS
CONSENSUS

SEC CHAMPIONS

Date	Opponent	Site	TV	AP Rank UT/Opp	Result	Score
Sept. 29	Mississippi State	Knoxville		1/--	W	14-0
Oct. 6	Duke	Knoxville		3/16	W	26-0
Oct. 13	Chattanooga	Knoxville		3/--	W	42-13
Oct. 20	Alabama	Birmingham	*CBS	2/--	W	27-13
Oct. 27	Tennessee Tech	Knoxville		1/--	W	68-0
Nov. 3	North Carolina	Chapel Hill		1/--	W	27-0
Nov. 10	Wash. & Lee	Knoxville		1/--	W	60-14
Nov. 17	Mississippi	Oxford		2/--	W	46-21
Nov. 24	Kentucky	Lexington		1/9	W	28-0
Dec. 1	Vanderbilt (HC)	Knoxville		1/--	W	35-27
		Sugar Bowl				
Jan. 1	Maryland	New Orleans		1/3	L	13-28

SEC Finish: T-1st • 1st AP ***386-116***

**First Tennessee game televised (Local Birmingham CBS affiliate)*

1952 — 8-2-1 • 5-0-1 SEC

Date	Opponent	Site	TV	AP Rank UT/Opp	Result	Score
Sept. 27	Mississippi State	Memphis		6/--	W	14-7
Oct. 4	Duke	Durham		11/10	L	0-7
Oct. 11	Chattanooga	Knoxville			W	26-6
Oct. 18	Alabama	Knoxville		--/18	W	20-0
Oct. 25	Wofford	Knoxville		13/--	W	50-0
Nov. 1	North Carolina	Knoxville		12/--	W	41-14
Nov. 8	LSU	Baton Rouge		8/--	W	22-3
Nov. 15	Florida (HC)	Knoxville		7/18	W	26-12
Nov. 22	Kentucky	Knoxville		7/--	T	14-14
Nov. 29	Vanderbilt	Nashville		9/--	W	46-0
		Cotton Bowl				
Jan. 1	Texas	Dallas	NBC	8/10	L	0-16

SEC Finish: 2nd • 8th AP ***259-79***

HARVEY ROBINSON
1953-54

A tailback on Neyland's teams of the early 1930s and a member of Neyland's staff from 1946, he accepted the head coaching job for two years following the General's retirement. He went to Florida as an assistant coach and returned to UT in 1960 as a member of Wyatt's staff.

Coaching record: 10-10-1.

1953 — 6-4-1 • 3-2-1 SEC

Date	Opponent	Site	TV	AP Rank UT/Opp	Result	Score
Sept. 26	Mississippi State	Knoxville		17/--	L	0-26
Oct. 3	Duke	Knoxville			L	7-21
Oct. 10	Chattanooga	Knoxville			W	40-7
Oct. 17	Alabama	Birmingham	NBC		T	0-0
Oct. 24	Louisville	Knoxville			W	59-6
Oct. 31	North Carolina	Chapel Hill			W	20-6
Nov. 7	LSU (HC)	Knoxville			W	32-14
Nov. 14	Florida	Gainesville		18/--	W	9-7
Nov. 21	Kentucky	Lexington		--/13	L	21-27
Nov. 28	Vanderbilt	Knoxville			W	33-6
Dec. 5	Houston	Houston			L	19-33

SEC Finish: 7th ***240-153***

1954 — 4-6 • 1-5 SEC

Date	Opponent	Site	TV	AP Rank UT/Opp	Result	Score
Sept. 25	Mississippi State	Memphis			W	19-7
Oct. 2	Duke	Durham		--/7	L	6-7
Oct. 9	Chattanooga	Knoxville			W	20-14
Oct. 16	Alabama	Knoxville			L	0-27
Oct. 23	Dayton	Knoxville			W	14-7
Oct. 30	North Carolina	Knoxville			W	26-20
Nov. 6	Georgia Tech	Atlanta			L	7-28
Nov. 13	Florida (HC)	Knoxville			L	0-14
Nov. 20	Kentucky	Knoxville			L	13-14
Nov. 27	Vanderbilt	Nashville			L	0-26

SEC Finish: T-11th ***105-164***

BOWDEN WYATT
1955-62

A legendary player at Tennessee, he returned as head coach after winning championships at Wyoming and Arkansas. In his second season with the Vols, he was voted national coach of the year in recognition for guiding the Orange to the SEC championship. He remained as coach for eight years.

Coaching record: 49-29-4.

1955 — 6-3-1 • 3-2-1 SEC

Date	Opponent	Site	TV	AP Rank UT/Opp	Result	Score
Sept. 24	Mississippi State	Knoxville			L	7-13
Oct. 1	Duke	Knoxville		--/16	L	0-21
Oct. 8	Chattanooga	Knoxville			W	13-0
Oct. 15	Alabama	Birmingham			W	20-0
Oct. 22	Dayton	Knoxville			W	53-7
Oct. 29	North Carolina	Chapel Hill			W	48-7
Nov. 5	Ga. Tech (HC)	Knoxville		--/8	T	7-7
Nov. 12	Florida	Gainesville			W	20-0
Nov. 19	Kentucky	Lexington		17/--	L	0-23
Nov. 26	Vanderbilt	Knoxville		--/19	W	20-14

SEC Finish: 4th ***188-92***

1956 — 10-1 • 6-0 SEC

SEC CHAMPIONS

Date	Opponent	Site	TV	AP Rank UT/Opp	Result	Score
Sept. 29	Auburn	Birmingham			W	35-7
Oct. 6	Duke	Durham		9/--	W	33-20
Oct. 13	Chattanooga	Knoxville		6/--	W	42-20
Oct. 20	Alabama	Knoxville		7/--	W	24-0
Oct. 27	Maryland	Knoxville		4/--	W	34-7
Nov. 3	North Carolina (HC)	Knoxville		3/--	W	20-0
Nov. 10	Georgia Tech	Atlanta		3/2	W	6-0
Nov. 17	Mississippi	Knoxville		1/19	W	27-7
Nov. 24	Kentucky	Knoxville		2/--	W	20-7
Dec. 1	Vanderbilt	Nashville		2/--	W	27-7
		Sugar Bowl				
Jan. 1	Baylor	New Orleans	ABC	2/13	L	7-13

SEC Finish: 1st • 2nd AP — ***275-88***

1957 — 8-3 • 4-3 SEC

Date	Opponent	Site	TV	AP Rank UT/Opp	Result	Score
Sept. 28	Auburn	Knoxville		8/--	L	0-7
Oct. 5	Mississippi State	Knoxville			W	14-9
Oct. 12	Chattanooga	Knoxville		19/--	W	28-13
Oct. 19	Alabama	Birmingham			W	14-0
Oct. 26	Maryland	College Park			W	16-0
Nov. 2	North Carolina	Chapel Hill		17/--	W	35-0
Nov. 9	Ga. Tech (HC)	Knoxville		9/18	W	21-6
Nov. 16	Mississippi	Memphis		7/8	L	7-14
Nov. 23	Kentucky	Lexington		12/--	L	6-20
Nov. 30	Vanderbilt	Knoxville		18/--	W	20-6
		Gator Bowl				
Dec. 28	Texas A&M	Jacksonville	CBS	13/9	W	3-0

SEC Finish: 5th • 13th AP — ***164-75***

1958 — 4-6 • 4-3 SEC

Date	Opponent	Site	TV	AP Rank UT/Opp	Result	Score
Sept. 27	Auburn	Birmingham	NBC	--/3	L	0-13
Oct. 4	Mississippi State	Memphis		--/11	W	13-8
Oct. 11	Georgia Tech	Atlanta			L	7-21
Oct. 18	Alabama	Knoxville			W	14-7
Oct. 25	Florida State	Knoxville			L	0-10
Nov. 1	North Carolina	Knoxville		--/17	L	7-21
Nov. 8	Chattanooga	Knoxville			L	6-14
Nov. 15	Mississippi (HC)	Knoxville		--/7	W	18-16
Nov. 22	Kentucky	Knoxville			L	2-6
Nov. 29	Vanderbilt	Nashville		--/15	W	10-6

SEC Finish: 5th — ***77-122***

1959 — 5-4-1 • 3-4-1 SEC

Date	Opponent	Site	TV	AP Rank UT/Opp	Result	Score
Sept. 26	Auburn	Knoxville		--/3	W	3-0
Oct. 3	Mississippi State	Knoxville		9/--	W	22-6
Oct. 10	Georgia Tech	Knoxville		8/3	L	7-14
Oct. 17	Alabama	Birmingham		14/--	T	7-7
Oct. 24	Chattanooga	Knoxville			W	23-0
Oct 31	North Carolina	Chapel Hill		20/--	W	29-7
Nov. 7	LSU (HC)	Knoxville		13/1	W	14-13
Nov. 14	Mississippi	Memphis		9/--	L	7-37
Nov. 21	Kentucky	Lexington		20/--	L	0-20
Nov. 28	Vanderbilt	Knoxville			L	0-14

SEC Finish: 8th — ***112-118***

1960 — 6-2-2 • 3-2-2 SEC

Date	Opponent	Site	TV	AP Rank UT/Opp	Result	Score
Sept. 24	Auburn	Birmingham			W	10-3
Oct. 1	Mississippi State	Memphis		11/--	T	0-0
Oct. 8	Tampa	Knoxville			W	62-7
Oct. 15	Alabama	Knoxville		--/15	W	20-7
Oct. 22	Chattanooga	Knoxville		12/--	W	35-0
Oct. 29	North Carolina	Knoxville		11/--	W	27-14
Nov. 5	Georgia Tech	Atlanta		8/--	L	7-14
Nov. 12	Mississippi (HC)	Knoxville		14/4	L	3-24
Nov. 19	Kentucky	Knoxville			T	10-10
Nov. 26	Vanderbilt	Nashville			W	35-0

SEC Finish: T-5th — ***209-79***

1961 — 6-4 • 4-3 SEC

Date	Opponent	Site	TV	AP Rank UT/Opp	Result	Score
Sept. 30	Auburn	Knoxville			L	21-24
Oct. 7	Miss. State (HC)	Knoxville			W	17-3
Oct. 14	Tulsa	Knoxville			W	52-6
Oct. 21	Alabama	Birmingham	ABC	--/5	L	3-34
Oct. 28	Chattanooga	Knoxville			W	20-7
Nov. 4	North Carolina	Chapel Hill			L	21-22
Nov. 11	Georgia Tech	Knoxville		--/9	W	10-6
Nov. 18	Mississippi	Memphis		--/6	L	10-24
Nov. 25	Kentucky	Lexington			W	26-16
Dec. 2	Vanderbilt	Knoxville			W	41-7

SEC Finish: T-4th — ***221-149***

1962 — 4-6 • 2-6 SEC

Date	Opponent	Site	TV	AP Rank UT/Opp	Result	Score
Sept. 29	Auburn	Birmingham			L	21-22
Oct. 6	Miss State	Memphis			L	6-7
Oct. 13	Georgia Tech	Atlanta			L	0-17
Oct. 20	Alabama	Knoxville	CBS	--/2	L	7-27
Oct. 27	Chattanooga	Knoxville			W	48-14
Nov. 3	Wake Forest	Knoxville			W	23-0
Nov. 10	Tulane	Knoxville			W	28-16
Nov. 17	Mississippi (HC)	Knoxville		--/3	L	6-19
Dec. 1	Vanderbilt	Nashville			W	30-0

SEC Finish: 10th — ***179-134***

JIM McDONALD

1963

After serving since 1955 as an assistant to Bowden Wyatt, this one-time Ohio State football and basketball star was elevated to the head coach position in the summer of 1963 and served for one season. He then remained on the athletic staff as assistant athletic director.

Coaching record: 5-5.

1963 — 5-5 • 3-5 SEC

Date	Opponent	Site	TV	AP Rank UT/Opp	Result	Score
Sept. 21	Richmond	Knoxville			W	34-6
Sept. 28	Auburn	Knoxville			L	19-23
Oct. 5	Mississippi State	Knoxville			L	0-7
Oct. 12	Georgia Tech (HC)	Knoxville			L	7-23
Oct. 19	Alabama	Birmingham		--/9	L	0-35
Oct. 26	Chattanooga	Knoxville			W	49-7
Nov. 9	Tulane	New Orleans			W	26-0
Nov. 16	Mississippi	Memphis		--/3	L	0-20
Nov. 23	Kentucky	Lexington			W	19-0
Nov. 30	Vanderbilt	Knoxville			W	14-0

SEC Finish: 8th — ***168-121***

DOUG DICKEY

1964-69

He was hired off the staff of Arkansas to head up the job of rebuilding Tennessee's football fortunes and succeeded in leading the Vols to SEC championships in 1967 and 1969. The former Florida quarterback returned to his alma mater as head coach following the 1969 season.

Coaching record: 46-15-4.

1964 — 4-5-1 • 1-5-1 SEC

Date	Opponent	Site	TV	AP Rank UT/Opp	Result	Score
Sept. 19	Chattanooga	Knoxville			W	10-6
Sept. 26	Auburn	Birmingham		--/8	L	0-3
Oct. 3	Mississippi State N	Memphis			W	14-13
Oct. 10	Boston College	Knoxville			W	16-14
Oct. 17	Alabama	Knoxville		--/3	L	8-19
Oct. 24	LSU	Baton Rouge	NBC	--/7	T	3-3
Nov. 7	Georgia Tech	Atlanta		--/7	W	22-14
Nov. 14	Mississippi (HC)	Knoxville			L	0-30
Nov. 21	Kentucky	Knoxville			L	7-12
Nov. 28	Vanderbilt	Nashville			L	0-7

SEC Finish: 10th — ***80-121***

1965 — 8-1-2 • 3-1-2 SEC

Date	Opponent	Site	TV	AP Rank UT/Opp	Result	Score
Sept. 18	Army	Knoxville			W	21-0
Sept. 25	Auburn	Knoxville			T	13-13
Oct. 9	South Carolina (HC)	Knoxville			W	24-3
Oct. 16	Alabama	Birmingham			T	7-7
Oct. 23	Houston	Knoxville			W	17-8
Nov. 6	Georgia Tech	Knoxville		--/7	W	21-7
Nov. 13	Mississippi	Memphis	NBC	8/--	L	13-14
Nov. 20	Kentucky	Lexington			W	19-3
Nov. 27	Vanderbilt	Knoxville		9/--	W	21-3
Dec. 4	UCLA	Memphis		7/5	W	37-34
		Bluebonnet Bowl				
Dec. 18	Tulsa	Houston	NBC	7/--	W	27-6

SEC Finish: T-3rd • 10th AP — ***220-98***

1966 — 8-3 • 4-2 SEC

Date	Opponent	Site	TV	AP Rank UT/Opp	Result	Score
Sept. 24	Auburn	Birmingham			W	28-0
Oct. 1	Rice	Knoxville		10/--	W	23-3
Oct. 8	Georgia Tech	Atlanta	ABC	8/9	L	3-6
Oct. 15	Alabama	Knoxville		--/3	L	10-11
Oct. 22	South Carolina	Knoxville			W	29-17
Oct. 29	Army	Memphis			W	38-7
Nov. 5	Chattanooga	Knoxville		10/--	W	28-10
Nov. 12	Mississippi (HC)	Knoxville		10/--	L	7-14
Nov. 19	Kentucky	Knoxville	ABC		W	28-19
Nov. 26	Vanderbilt	Nashville			W	28-0
		Gator Bowl				
Dec. 31	Syracuse	Jacksonville	ABC		W	18-12

SEC Finish: 5th — ***240-99***

1967 — 9-2 • 6-0 SEC

NATIONAL CHAMPIONS
LITKENHOUS

SEC CHAMPIONS

Date	Opponent	Site	TV	AP Rank UT/Opp	Result	Score
Sept. 16	UCLA N	Los Angeles		9/8	L	16-20
Sept. 30	Auburn	Knoxville			W	27-13
Oct. 14	Georgia Tech	Knoxville	ABC		W	24-13
Oct. 21	Alabama	Birmingham		7/6	W	24-13
Oct. 28	LSU	Knoxville		4/--	W	17-14
Nov. 4	Tampa	Tampa		3/--	W	38-0
Nov. 11	Tulane (HC)	Knoxville		2/--	W	35-14
Nov. 18	Mississippi	Memphis		2/--	W	20-7
Nov. 25	Kentucky	Lexington		2/--	W	17-7
Dec. 2	Vanderbilt	Knoxville		2/--	W	41-14
		Orange Bowl				
Jan. 1	Oklahoma N	Miami	NBC	2/3	L	24-26

SEC Finish: 1st • 2nd AP — ***283-141***

1968 — 8-2-1 • 4-1-1 SEC

Date	Opponent	Site	TV	AP Rank UT/Opp	Result	Score
Sept. 14	*Georgia	Knoxville	ABC	9/--	T	17-17
Sept. 28	Memphis St.	Knoxville		16/--	W	24-17
Oct. 5	Rice N	Houston		15/--	W	52-0
Oct. 12	Georgia Tech	Atlanta		10/--	W	24-7
Oct. 19	Alabama	Knoxville	ABC	8/--	W	10-9
Nov. 2	UCLA (HC)	Knoxville		5/--	W	42-18
Nov. 9	Auburn N	Birmingham		5/--	L	14-28
Nov. 16	Mississippi	Knoxville		11/--	W	31-0
Nov. 23	Kentucky	Knoxville		8/--	W	24-7
Nov. 30	Vanderbilt	Nashville		7/--	W	10-7
		Cotton Bowl				
Jan. 1	Texas	Dallas	CBS	8/5	L	13-36

SEC Finish: 2nd • 13th AP — ***261-146***

**First game played on Tartan Turf in Neyland Stadium*

1969 — 9-2 • 5-1 SEC

SEC CHAMPIONS

Date	Opponent	Site	TV	AP Rank UT/Opp	Result	Score
Sept. 20	[3]TN.-Chattanooga	Knoxville		15/--	W	31-0
Sept. 27	Auburn	Knoxville	ABC	19/17	W	45-19
Oct. 4	Memphis State N	Memphis		10/--	W	55-16
Oct. 11	Georgia Tech	Knoxville		10/--	W	26-8
Oct. 18	Alabama	Birmingham		7/20	W	41-14
Nov. 1	Georgia	Athens		3/11	W	17-3
Nov. 8	South Carolina (HC)	Knoxville		3/--	W	29-14
Nov. 15	Mississippi	Jackson		3/18	L	0-38
Nov. 22	Kentucky	Lexington		9/--	W	31-26
Nov. 29	Vanderbilt	Knoxville		10/--	W	40-27
		Gator Bowl				
Dec. 27	Florida	Jacksonville	NBC	11/14	L	13-14

SEC Finish: 1st • 15th AP — ***328-179***

BILL BATTLE
1970-76

The youngest head coach in the nation when he took over the Vol reins at age 28. Battle molded three teams that ranked in the top 10 nationally and took the Vols to five straight bowls.

Coaching record: 59-22-2.

1970 — 11-1 • 4-1 SEC

Date	Opponent	Site	TV	AP Rank UT/Opp	Result	Score
Sept. 19	SMU	Knoxville			W	28-3
Sept. 26	Auburn	Birmingham		17/--	L	23-36
Oct. 3	Army	Knoxville			W	48-3
Oct. 10	Georgia Tech	Atlanta		20/13	W	17-6
Oct. 17	Alabama	Knoxville		14/--	W	24-0
Oct. 24	Florida	Knoxville	ABC	11/--	W	38-7
Oct. 31	Wake Forest	Memphis		9/--	W	41-7
Nov. 7	South Carolina	Columbia		8/--	W	20-18
Nov. 21	Kentucky (HC)	Knoxville		8/--	W	45-0
Nov. 28	Vanderbilt	Nashville		7/--	W	24-6
Dec. 5	UCLA	Knoxville		5/--	W	28-17
		Sugar Bowl				
Jan. 1	Air Force	New Orleans	ABC	4/11	W	34-13

SEC Finish: 2nd • 4th AP — ***370-116***

1971 — 10-2 • 4-2 SEC

Date	Opponent	Site	TV	AP Rank UT/Opp	Result	Score
Sept. 18	UCSB	Knoxville		8/--	W	48-6
Sept. 25	Auburn	Knoxville	ABC	9/5	L	9-10
Oct. 2	Florida N	Gainesville		12/--	W	20-13
Oct. 9	Georgia Tech	Knoxville		13/--	W	10-6
Oct. 16	Alabama	Birmingham		14/4	L	15-32
Oct. 23	Mississippi State	Memphis		18/--	W	10-7
Oct. 30	Tulsa	Knoxville		16/--	W	38-3
Nov. 6	S. Carolina (HC)	Knoxville		11/--	W	35-6
Nov. 20	Kentucky	Lexington		11/--	W	21-7
Nov. 27	Vanderbilt	Knoxville		11/--	W	19-7
Dec. 4	Penn State	Knoxville	ABC	12/5	W	31-11
		Liberty Bowl				
Dec. 20	Arkansas N	Memphis	ABC	9/18	W	14-13

SEC Finish: T-4th • 9th AP — ***270-121***

1972 — 10-2 • 4-2 SEC

Date	Opponent	Site	TV	AP Rank UT/Opp	Result	Score
Sept. 9	Georgia Tech	Atlanta	ABC	15/--	W	34-3
Sept. 16	*Penn State N	Knoxville		7/6	W	28-21
Sept. 23	Wake Forest	Knoxville		5/--	W	45-6
Sept. 30	Auburn	Birmingham		4/--	L	6-10
Oct. 7	Memphis State	Memphis		10/--	W	38-7
Oct. 21	Alabama	Knoxville		10/3	L	10-17
Oct. 28	Hawaii	Knoxville		14/--	W	34-2
Nov. 4	Georgia	Athens		13/--	W	14-0
Nov. 18	Mississippi (HC)	Knoxville		13/--	W	17-0
Nov. 25	Kentucky	Knoxville		12/--	W	17-7
Dec. 2	Vanderbilt	Nashville		12/--	W	30-10
		Astro Bluebonnet Bowl				
Dec. 30	LSU N	Houston	MIZ	11/10	W	24-17

SEC Finish: 4th • 8th AP ***297-100***

**First night game played at Neyland Stadium.*

1973 — 8-4 • 3-3 SEC

Date	Opponent	Site	TV	AP Rank UT/Opp	Result	Score
Sept. 15	Duke N	Knoxville		9/--	W	21-17
Sept. 22	Army	West Point		10/--	W	37-18
Sept. 29	Auburn	Knoxville		9/11	W	21-0
Oct. 6	Kansas	Memphis		9/--	W	28-27
Oct. 13	Georgia Tech	Knoxville		8/--	W	20-14
Oct. 20	Alabama	Birmingham	ABC	10/2	L	21-42
Oct. 27	Texas Christian	Knoxville		14/--	W	39-7
Nov. 3	Georgia (HC)	Knoxville		11/--	L	31-35
Nov. 17	Mississippi	Jackson	ABC	16/--	L	18-28
Nov. 24	Kentucky	Lexington			W	16-14
Dec. 1	Vanderbilt	Knoxville		19/--	W	20-17
		Gator Bowl				
Dec. 29	Texas Tech N	Jacksonville	ABC	20/11	L	19-28

SEC Finish: 4th • 19th AP ***291-247***

1974 — 7-3-2 • 2-3-1 SEC

Date	Opponent	Site	TV	AP Rank UT/Opp	Result	Score
Sept. 7	UCLA	Knoxville	ABC	16/12	T	17-17
Sept. 21	Kansas N	Knoxville		17t/--	W	17-3
Sept. 28	Auburn	Auburn		14/--	L	0-21
Oct. 5	Tulsa	Knoxville			W	17-10
Oct. 12	LSU N	Baton Rouge			L	10-20
Oct. 19	Alabama	Knoxville		--/4	L	6-28
Oct. 26	Clemson	Knoxville			W	29-28
Nov. 9	Memphis State	Knoxville			W	34-6
Nov. 16	Mississippi	Memphis			W	29-17
Nov. 23	Kentucky (HC)	Knoxville			W	24-7
Nov. 30	Vanderbilt	Nashville			T	21-21
		Liberty Bowl				
Dec. 16	Maryland N	Memphis	ABC	--/10	W	7-3

SEC Finish: T-7th • 20th AP ***211-181***

1975 — 7-5 • 3-3 SEC

Date	Opponent	Site	TV	AP Rank UT/Opp	Result	Score
Sept. 13	Maryland N	Knoxville		20/14	W	26-8
Sept. 20	UCLA	Los Angeles	ABC	10/12	L	28-34
Sept. 27	Auburn	Knoxville		16/--	W	21-17
Oct. 11	Louisiana State	Knoxville		19/--	W	24-10
Oct. 18	Alabama	Birmingham		16/6	L	7-30
Oct. 25	No. Texas State	Knoxville			L	14-21
Nov. 1	Colorado State	Knoxville			W	28-7
Nov. 8	Utah (HC)	Knoxville			W	40-7
Nov. 15	Mississippi	Memphis			L	6-23
Nov. 22	Kentucky	Lexington			W	17-13
Nov. 29	Vanderbilt	Knoxville			L	14-17
Dec. 6	Hawaii N	Honolulu			W	28-6

SEC Finish: 5th ***253-193***

1976 — 6-5 • 2-4 SEC

Date	Opponent	Site	TV	AP Rank UT/Opp	Result	Score
Sept. 11	Duke N	Knoxville			L	18-21
Sept. 18	Texas Christian N	Knoxville			W	31-0
Sept. 25	Auburn	Birmingham	ABC		L	28-38
Oct. 2	Clemson	Knoxville			W	21-19
Oct. 9	Georgia Tech	Atlanta			W	42-7
Oct. 16	Alabama	Knoxville	ABC	--/20	L	13-20
Oct. 23	Florida	Knoxville		--/11	L	18-20
Nov. 6	Memphis State	Memphis			W	21-14
Nov. 13	Mississippi (HC)	Knoxville			W	32-6
Nov. 20	Kentucky	Knoxville			L	0-7
Nov. 27	Vanderbilt	Nashville			W	13-10

SEC Finish: 8th ***237-162***

JOHNNY MAJORS

1977-92

A Vol All-American tailback in the mid-1950s, Majors returned to his alma mater as the University's 19th head coach after guiding Pittsburgh to the national championship in 1976.

Coaching record: 116-62-8.

1977 — 4-7 • 1-5 SEC

Date	Opponent	Site	TV	AP Rank UT/Opp	Result	Score
Sept. 10	California N	Knoxville			L	17-27
Sept. 17	Boston College N	Knoxville			W	24-18
Sept. 24	Auburn	Knoxville			L	12-14
Oct. 1	Oregon State	Knoxville			W	41-10
Oct. 8	Georgia Tech	Knoxville			L	8-24
Oct. 15	Alabama	Birmingham		--/4	L	10-24
Oct. 22	Florida	Gainesville		--/19	L	17-27
Nov. 5	Memphis St. (HC)	Knoxville			W	27-14
Nov. 12	Mississippi	Memphis			L	14-43
Nov. 19	Kentucky	Lexington		--/7	L	17-21
Nov. 26	Vanderbilt	Knoxville			W	42-7

SEC Finish: 8th ***229-229***

1978 — 5-5-1 • 3-3 SEC

Date	Opponent	Site	TV	AP Rank UT/Opp	Result	Score
Sept. 16	UCLA N	Knoxville		--/9	L	0-13
Sept. 23	Oregon State N	Knoxville			T	13-13
Sept. 30	Auburn	Birmingham	ABC		L	10-29
Oct. 7	Army	Knoxville			W	31-13
Oct. 21	Alabama	Knoxville		--/4	L	17-30
Oct. 28	Mississippi State	Memphis			L	21-34
Nov. 4	Duke	Knoxville			W	34-0
Nov. 11	Notre Dame	South Bend		--/14	L	14-31
Nov. 18	Mississippi (HC)	Knoxville			W	41-17
Nov. 25	Kentucky	Knoxville			W	29-14
Dec. 2	Vanderbilt	Nashville			W	41-15

SEC Finish: T-4th ***251-209***

1979 — 7-5 • 3-3 SEC

Date	Opponent	Site	TV	AP Rank UT/Opp	Result	Score
Sept. 15	Boston College N	Chestnut Hill			W	28-16
Sept. 22	Utah N	Knoxville			W	51-18
Sept. 29	Auburn	Knoxville			W	35-17
Oct. 6	Mississippi State	Memphis		19/--	L	9-28
Oct. 13	Georgia Tech	Knoxville			W	31-0
Oct. 20	Alabama	Birmingham		18/1	L	17-27
Nov. 3	Rutgers (HC)	Knoxville		17/--	L	7-13
Nov. 10	Notre Dame	Knoxville		--/13	W	40-18
Nov. 17	Mississippi	Jackson		19/--	L	20-44
Nov. 24	Kentucky	Lexington			W	20-17
Dec. 1	Vanderbilt	Knoxville			W	31-10
		Bluebonnet Bowl				
Dec. 31	Purdue N	Houston	MIZ	--/12	L	22-27

SEC Finish: T-5th ***311-235***

1980 — 5-6 • 3-3 SEC

Date	Opponent	Site	TV	AP Rank UT/Opp	Result	Score
Sept. 6	Georgia N	Knoxville		--/16	L	15-16
Sept. 13	Southern Cal N	Knoxville		--/5	L	17-20
Sept. 20	Washington State	Knoxville			W	35-23
Sept. 27	Auburn	Auburn		--/18	W	42-0

Oct. 11	Georgia Tech	Atlanta			W	23-10
Oct. 18	Alabama	Knoxville	ABC	--/1	L	0-27
Oct. 25	Pittsburgh	Knoxville		--/12	L	6-30
Nov. 1	Virginia (HC)	Knoxville			L	13-16
Nov. 15	Mississippi	Memphis			L	9-20
Nov. 22	Kentucky	Knoxville			W	45-14
Nov. 29	Vanderbilt	Nashville			W	51-13

SEC Finish: 6th ***256-189***

1981 — 8-4 • 3-3 SEC

Date	Opponent	Site	TV	AP Rank UT/Opp	Result	Score
Sept. 5	Georgia	Athens		--/10	L	0-44
Sept. 12	Southern Cal N	Los Angeles		--/5	L	7-43
Sept. 19	Colorado St. N	Knoxville			W	42-0
Sept. 26	Auburn	Knoxville			W	10-7
Oct. 10	Georgia Tech	Knoxville			W	10-7
Oct. 17	Alabama	Birmingham		--/15	L	19-38
Oct. 24	Memphis State	Memphis			W	28-9
Nov. 7	Wichita St. (HC)	Knoxville			W	24-21
Nov. 14	Mississippi	Knoxville			W	28-20
Nov. 21	Kentucky	Lexington			L	10-21
Nov. 28	Vanderbilt	Knoxville			W	38-34
		Garden State Bowl				
Dec. 13	Wisconsin	E. Rutherford	MIZ		W	28-21

SEC Finish: T-4th ***244-265***

1982 — 6-5-1 • 3-2-1 SEC

Date	Opponent	Site	TV	AP Rank UT/Opp	Result	Score
Sept. 4	Duke N	Knoxville			L	24-25
Sept. 11	Iowa State N	Knoxville			W	23-21
Sept. 25	Auburn	Auburn			L	14-24
Oct. 2	Washington State	Knoxville			W	10-3
Oct. 9	LSU N	Baton Rouge		--/18	T	24-24
Oct. 16	Alabama	Knoxville		--/2	W	35-28
Oct. 23	Georgia Tech	Atlanta	ABC		L	21-31
Nov. 6	Memphis St. (HC)	Knoxville			W	29-3
Nov. 13	Mississippi	Jackson			W	30-17
Nov. 20	Kentucky	Knoxville			W	28-7
Nov. 27	Vanderbilt	Nashville			L	21-28
		Peach Bowl				
Dec. 31	Iowa	Atlanta	CBS		L	22-28

SEC Finish: 5th ***281-239***

1983 — 9-3 • 4-2 SEC

Date	Opponent	Site	TV	AP Rank UT/Opp	Result	Score
Sept. 3	Pittsburgh N	Knoxville			L	3-13
Sept. 10	New Mexico N	Knoxville			W	31-6
Sept. 24	Auburn	Knoxville		--/11	L	14-37
Oct. 1	The Citadel	Memphis			W	45-6
Oct. 8	LSU N	Knoxville	TBS		W	20-6
Oct. 15	Alabama	Birmingham		--/11	W	41-34
Oct. 22	Georgia Tech	Knoxville			W	37-3
Oct. 29	Rutgers	East Rutherford			W	7-0
Nov. 12	Mississippi N (HC)	Knoxville	TBS		L	10-13
Nov. 19	Kentucky	Lexington	CBS		W	10-0
Nov. 26	Vanderbilt	Knoxville	CBS		W	34-24
		Florida Citrus Bowl				
Dec. 17	Maryland N	Orlando	MIZ/ESPN	--/16t	W	30-23

SEC Finish: T-3rd ***282-165***

1984 — 7-4-1 • 3-3 SEC

Date	Opponent	Site	TV	AP Rank UT/Opp	Result	Score
Sept. 1	Washington St. N	Knoxville			W	34-27
Sept. 15	Utah N	Knoxville			W	27-21
Sept. 22	Army	Knoxville			T	24-24
Sept. 29	Auburn	Auburn	TBS	--/20	L	10-29
Oct. 13	Florida	Knoxville		--/18	L	30-43
Oct. 20	Alabama	Knoxville			W	28-27
Oct. 27	Georgia Tech	Atlanta			W	24-21
Nov. 10	Memphis St. (HC)	Knoxville			W	41-9
Nov. 17	Mississippi	Jackson			W	41-17
Nov. 24	Kentucky	Knoxville			L	12-17
Dec. 1	Vanderbilt	Nashville	TBS		W	29-13
		Sun Bowl				
Dec. 22	Maryland	El Paso	CBS	--/12	L	27-28

SEC Finish: T-5th ***327-276***

1985 — 9-1-2 • 5-1 SEC

SEC CHAMPIONS

Date	Opponent	Site	TV	AP Rank UT/Opp	Result	Score
Sept. 14	UCLA	Knoxville	ABC	--/10	T	26-26
Sept. 28	Auburn	Knoxville	ABC	--/1	W	38-20
Oct. 5	Wake Forest	Knoxville		16/--	W	31-29
Oct. 12	Florida	Gainesville		14/7	L	10-17
Oct. 19	Alabama	Birmingham	TBS	20/15	W	16-14
Oct. 26	Georgia Tech N	Knoxville	ESPN	16/--	T	6-6
Nov. 2	Rutgers (HC)	Knoxville		19/--	W	40-0
Nov. 9	Memphis State	Memphis		19/--	W	17-7
Nov. 16	Mississippi	Knoxville	TBS	18/--	W	34-14
Nov. 23	Kentucky	Lexington	TBS	16/--	W	42-0
Nov. 30	Vanderbilt	Knoxville	TBS	10/--	W	30-0
		Sugar Bowl				
Jan. 1	Miami (Fla.) N	New Orleans	ABC	8/2	W	35-7

SEC Finish: 1st • 4th AP ***325-140***

1986 — 7-5 • 3-3 SEC

Date	Opponent	Site	TV	AP Rank UT/Opp	Result	Score
Sept. 6	New Mexico N	Knoxville		10/--	W	35-21
Sept. 13	Mississippi State	Knoxville	TBS	8/--	L	23-27
Sept. 27	Auburn	Auburn	ABC	--/8	L	8-34
Oct. 4	Texas-El Paso	Knoxville			W	26-16
Oct. 11	Army	Knoxville			L	21-25
Oct. 18	Alabama	Knoxville	ABC	--/2	L	28-56
Oct. 25	Georgia Tech N	Atlanta	TBS		L	13-14
Nov. 8	Memphis St. (HC)	Knoxville			W	33-3
Nov. 15	Mississippi	Jackson	TBS	--/20	W	22-10
Nov. 22	Kentucky	Knoxville			W	28-9
Nov. 29	Vanderbilt	Nashville			W	35-20
		Liberty Bowl				
Dec. 29	Minnesota N	Memphis	Raycom		W	21-14

SEC Finish: 6th ***293-249***

1987 — 10-2-1 • 4-1-1 SEC

Date	Opponent	Site	TV	AP Rank UT/Opp	Result	Score
Aug. 30	*Iowa	E. Rutherford	ABC	17/16	W	23-22
Sept. 5	Colorado State N	Knoxville		17/--	W	49-3
Sept. 12	Mississippi State	Starkville	TBS	14/--	W	38-10
Sept. 26	Auburn	Knoxville	TBS	11/3	T	20-20
Oct. 3	California	Knoxville	TBS	10/--	W	38-12
Oct. 17	Alabama N	Birmingham	ESPN	8/--	L	22-41
Oct. 24	Georgia Tech	Knoxville		13/--	W	29-15
Oct. 31	Boston College	Chestnut Hill	GAI	13/--	L	18-20
Nov. 7	Louisville	Knoxville		19/--	W	41-10
Nov. 14	Mississippi (HC)	Knoxville		18/--	W	55-13
Nov. 21	Kentucky	Lexington		15/--	W	24-22
Nov. 28	Vanderbilt	Knoxville	WZTV	16/--	W	38-36
		Peach Bowl				
Jan. 2	Indiana	Atlanta	MIZ	17/--	W	27-22

SEC Finish: 3rd • 14th AP ***422-246***

**Kickoff Classic V*

1988 — 5-6 • 3-4 SEC

Date	Opponent	Site	TV	AP Rank UT/Opp	Result	Score
Sept. 3	Georgia N	Athens	ESPN	18/12	L	17-28
Sept. 10	Duke N	Knoxville			L	26-31
Sept. 17	LSU	Knoxville	TBS	--/9	L	9-34
Sept. 24	Auburn	Auburn	CBS	--/4	L	6-38
Oct. 1	Washington State	Knoxville			L	24-52
Oct. 15	Alabama	Knoxville		--/20	L	20-28
Oct. 22	Memphis State	Memphis			W	38-25
Nov. 5	Boston College (HC)	Knoxville			W	10-7
Nov. 12	Mississippi	Oxford			W	20-12
Nov. 19	Kentucky	Knoxville			W	28-24
Nov. 26	Vanderbilt	Nashville			W	14-7

SEC Finish: T-6th ***212-286***

1989 — 11-1 • 6-1 SEC

SEC CHAMPIONS

Date	Opponent	Site	TV	AP Rank UT/Opp	Result	Score
Sept. 2	Colorado State N	Knoxville			W	17-14
Sept. 9	UCLA N	Pasadena	PPV	--/6	W	24-6
Sept. 16	Duke N	Knoxville		17/--	W	28-6
Sept. 30	Auburn	Knoxville	CBS	12/4	W	21-14
Oct. 7	Georgia N (HC)	Knoxville	ESPN	6/--	W	17-14
Oct. 21	Alabama	Birmingham	CBS	6/10	L	30-47
Oct. 28	LSU	Baton Rouge	TBS	11/--	W	45-39
Nov. 11	Akron	Knoxville		11/--	W	52-9
Nov. 18	Mississippi	Knoxville	PPV	9/--	W	33-21
Nov. 25	Kentucky	Lexington	ESPN	8/--	W	31-10
Dec. 2	Vanderbilt	Knoxville	TBS	8/--	W	17-10
		Cotton Bowl				
Jan. 1	Arkansas	Dallas	CBS	8/10	W	31-27

SEC Finish: T-1st • 5th AP — ***346-217***

1990 — 9-2-2 • 5-1-1 SEC

SEC CHAMPIONS

Date	Opponent	Site	TV	AP Rank UT/Opp	Result	Score
Aug. 26	*Colorado	Anaheim	NBC	8/5	T	31-31
Sept. 1	Pacific N	Knoxville	PPV	8/--	W	55-7
Sept. 8	Mississippi State	Starkville	TBS	8/--	W	40-7
Sept. 15	Texas-El Paso	Knoxville		7/--	W	56-0
Sept. 29	Auburn N	Auburn	ESPN	5/3	T	26-26
Oct. 13	Florida N (HC)	Knoxville	ESPN	5/9	W	45-3
Oct. 20	Alabama	Knoxville	ESPN	3/--	L	6-9
Nov. 3	Temple	Knoxville	PPV	11/--	W	41-20
Nov. 10	Notre Dame	Knoxville	CBS	9/1	L	29-34
Nov. 17	Mississippi	Memphis	CBS	14/15	W	22-13
Nov. 24	Kentucky	Knoxville	TBS	14/--	W	42-28
Dec. 1	Vanderbilt	Nashville	PPV	12/--	W	49-20
		Sugar Bowl				
Jan. 1	Virginia N	New Orleans	ABC	10/--	W	23-22

SEC Finish: 1st • 8th AP — ***465-220***

**Pigskin Classic I*

1991 — 9-3 • 5-2 SEC

Date	Opponent	Site	TV	AP Rank UT/Opp	Result	Score
Sept. 5	Louisville N	Louisville	ESPN	11/--	W	28-11
Sept. 14	UCLA	Knoxville	TBS	11/21	W	30-16
Sept. 21	Mississippi State	Knoxville	TBS	6/23	W	26-24
Sept. 28	Auburn N	Knoxville	ESPN	5/13	W	30-21
Oct. 12	Florida N	Gainesville	ESPN	4/10	L	18-35
Oct. 19	Alabama	Birmingham	ABC	8/14	L	19-24
Nov. 2	Memphis St. (HC)	Knoxville	PPV	14/--	W	52-24
Nov. 9	Notre Dame	South Bend	NBC	13/5	W	35-34
Nov. 16	Mississippi	Knoxville	PPV	10/--	W	36-25
Nov. 23	Kentucky	Lexington	TBS	10/--	W	16-7
Nov. 30	Vanderbilt	Knoxville	SPS	9/--	W	45-0
		Fiesta Bowl				
Jan. 1	Penn State	Tempe	NBC	10/6	L	17-42

SEC Finish: 3rd • 14th AP — ***352-263***

1992 — 9-3 • 5-3 SEC

Date	Opponent	Site	TV	AP Rank UT/Opp	Result	Score
Sept. 5	S'western La. N	Knoxville		22/--	W	38-3
Sept. 12	Georgia	Athens	ABC	20/14	W	34-31
Sept. 19	Florida	Knoxville	ABC	14/4	W	31-14
Sept. 26	Cincinnati (HC)	Knoxville	PPV	8/--	W	40-0
Oct. 3	LSU N	Baton Rouge	ESPN	7/--	W	20-0
Oct. 10	Arkansas	Knoxville	JP	4/--	L	24-25
Oct. 17	Alabama	Knoxville	ABC	13/4	L	10-17
Oct. 31	South Carolina	Columbia	JP	16/--	L	23-24
Nov. 14	Memphis State	Memphis	PPV	23/--	W	26-21
Nov. 21	Kentucky	Knoxville		20/--	W	34-13
Nov. 28	Vanderbilt	Nashville	PPV	18/--	W	29-25
		Hall of Fame Bowl				
Jan. 1	Boston College	Tampa	ESPN	17/16	W	38-23

SEC Finish: 3rd East • 12th AP — ***347-196***

EDITOR'S NOTE: *The first three games of 1992 were credited to the coaching record of Phillip Fulmer, the other eight regular-season games to the record of Johnny Majors. Fulmer was officially named head coach Nov. 29, and the 1993 Hall of Fame Bowl game was added to his record.*

PHILLIP FULMER

1992-2008

After serving as an assistant coach at UT for 14 seasons, the former Vol offensive line standout was named the 20th head coach at the close of the 1992 season. The Winchester, Tenn., native presided over one of the brightest times in UT history, including a four-year span when the Vols boasted a 45-5 record, culminating in the 1998 BCS National Championship.

Coaching record: 152-52-1.

1993 — 10-2 • 7-1 SEC

Date	Opponent	Site	TV	AP Rank UT/Opp	Result	Score
Sept. 4	Louisiana Tech N	Knoxville	PPV	10/--	W	50-0
Sept. 11	Georgia N	Knoxville	ESPN	8/22	W	38-6
Sept. 18	Florida	Gainesville	ABC	5/9	L	34-41
Sept. 25	LSU	Knoxville	JP	11/--	W	42-20
Oct. 2	Duke (HC)	Knoxville	PPV	11/--	W	52-19
Oct. 9	Arkansas	Little Rock	JP	11/--	W	28-14
Oct. 16	Alabama*	Birmingham	ABC	10/2	T	17-17
Oct. 30	South Carolina	Knoxville	JP	8/--	W	55-3
Nov. 6	Louisville	Knoxville	ABC	7/13	W	45-10
Nov. 20	Kentucky	Lexington	ESPN	7/--	W	48-0
Nov. 27	Vanderbilt	Knoxville	JP	6/--	W	62-14
		Florida Citrus Bowl				
Jan. 1	Penn State	Orlando	ABC	6/13	L	13-31

SEC Finish: T-1st East • 12th AP — ***484-175***

**Game later forfeited to Tennessee as a result of NCAA sanctions.*

1994 — 8-4 • 5-3 SEC

Date	Opponent	Site	TV	AP Rank UT/Opp	Result	Score
Sept. 3	UCLA	Pasadena	ABC	13/14	L	23-25
Sept. 10	Georgia N	Athens	ESPN	19/23	W	41-23
Sept. 17	Florida N	Knoxville	ESPN	15/1	L	0-31
Sept. 24	Mississippi State	Starkville	JP	23/--	L	21-24
Oct. 1	Washington St. (HC)	Knoxville		--/17	W	10-9
Oct. 8	Arkansas	Knoxville	PPV		W	38-21
Oct. 15	Alabama N	Knoxville	ESPN	--/10	L	13-17
Oct. 29	South Carolina	Columbia			W	31-22
Nov. 12	[5]Memphis	Knoxville			W	24-13
Nov. 19	Kentucky	Knoxville	JP		W	52-0
Nov. 26	Vanderbilt	Nashville	JP		W	65-0
		Gator Bowl				
Dec. 30	Virginia Tech N	Gainesville	TBS	--/17	W	45-23

SEC Finish: 2nd East • 22nd AP — ***363-208***

1995 — 11-1 • 7-1 SEC

Date	Opponent	Site	TV	AP Rank UT/Opp	Result	Score
Sept. 2	East Carolina N	Knoxville	PPV	8/--	W	27-7
Sept. 9	Georgia N	Knoxville	ESPN	8/--	W	30-27
Sept. 16	Florida	Gainesville	ABC	8/4	L	37-62
Sept. 23	Mississippi State	Knoxville	ABC	15/--	W	52-14
Sept. 30	Oklahoma St. (HC)	Knoxville	PPV	12/--	W	31-0
Oct. 7	Arkansas	Fayetteville	PPV	10/18	W	49-31
Oct. 14	Alabama N	Birmingham	ESPN	6/12	W	41-14
Oct. 28	South Carolina	Knoxville	JP	5/--	W	56-21
Nov. 4	Southern Miss	Knoxville	PPV	5/--	W	42-0
Nov. 18	Kentucky	Lexington	JP	4/--	W	34-31
Nov. 25	Vanderbilt	Knoxville	JP	5/--	W	12-7
		Florida Citrus Bowl				
Jan. 1	Ohio State	Orlando	ABC	4t/4t	W	20-14

SEC Finish: 2nd East • 3rd AP — ***431-228***

EDITOR'S NOTE: *NCAA established overtime period format, which abolished the tie as a viable conclusion to a game beginning with the 1996 football season.*

1996 — 10-2 • 7-1 SEC

Date	Opponent	Site	TV	AP Rank UT/Opp	Result	Score
Aug. 31	UNLV N	Knoxville	PPV	2/--	W	62-3
Sept. 7	UCLA N	Knoxville	CBS	2/--	W	35-20
Sept. 21	Florida	Knoxville	CBS	2/4	L	29-35
Oct. 3	Mississippi N	Memphis	ESPN	9/--	W	41-3
Oct. 12	Georgia N	Athens	ESPN	7/--	W	29-17
Oct. 26	Alabama	Knoxville	CBS	6/7	W	20-13
Nov. 2	South Carolina	Columbia	JP	6/--	W	31-14
Nov. 9	Memphis	Memphis	CBS	6/--	L	17-21
Nov. 16	Arkansas (HC)	Knoxville	JP	12/--	W	55-14
Nov. 23	Kentucky	Knoxville	CBS	9/--	W	56-10
Nov. 30	Vanderbilt	Nashville	ESPN	9/--	W	14-7
		Florida Citrus Bowl				
Jan. 1	Northwestern	Orlando	ABC	9/11	W	48-28

SEC Finish: 2nd East • 9th AP ***437-185***

1997 — 11-2 • 7-1 SEC

SEC CHAMPIONS

Date	Opponent	Site	TV	AP Rank UT/Opp	Result	Score
Aug. 30	Texas Tech N	Knoxville	ESPN	5/--	W	52-17
Sept. 6	UCLA	Pasadena	ABC	3/--	W	30-24
Sept. 20	Florida	Gainesville	CBS	4/2	L	20-33
Oct. 4	Mississippi	Knoxville	CBS	9/--	W	31-17
Oct. 11	Georgia	Knoxville	CBS	9/13	W	38-13
Oct. 18	Alabama N	Birmingham	ESPN	9/--	W	38-21
Nov. 1	South Carolina	Knoxville	JP	8/--	W	22-7
Nov. 8	So. Miss. (HC)	Knoxville	PPV	8/24	W	44-20
Nov. 15	Arkansas N	Little Rock	ESPN2	5/--	W	30-22
Nov. 22	Kentucky	Lexington	ESPN2	5/--	W	59-31
Nov. 29	Vanderbilt	Knoxville	CBS	3/--	W	17-10
		SEC Championship Game				
Dec. 6	Auburn N	Atlanta	ABC	3/11	W	30-29
		Orange Bowl				
Jan. 2	Nebraska N	Miami	CBS	3/2	L	17-42

SEC Finish: 1st/1st East • 7th AP ***428-286***

1998 — 13-0 • 8-0 SEC

NATIONAL CHAMPIONS
NCAA CONSENSUS

SEC CHAMPIONS

Date	Opponent	Site	TV	AP Rank UT/Opp	Result	Score
Sept. 5	Syracuse	Syracuse	ESPN	10/17	W	34-33
Sept. 19	*Florida N	Knoxville	CBS	6/2	W	20-17 OT
Sept. 26	Houston N	Knoxville	PPV	4/--	W	42-7
Oct. 3	Auburn	Auburn	CBS	3/--	W	17-9
Oct. 10	Georgia	Athens	CBS	4/7	W	22-3
Oct. 24	Alabama	Knoxville	CBS	3/--	W	35-18
Oct. 31	South Carolina	Columbia	JP	3/--	W	49-14
Nov. 7	UAB (HC)	Knoxville	PPV	2/--	W	37-13
Nov. 14	Arkansas	Knoxville	CBS	1/10	W	28-24
Nov. 21	Kentucky	Knoxville	CBS	1/--	W	59-21
Nov. 28	Vanderbilt	Nashville	ESPN2	1/--	W	41-0
		SEC Championship Game				
Dec. 5	Mississippi St. N	Atlanta	ABC	1/23	W	24-14
		Fiesta Bowl				
Jan. 4	Florida State N	Tempe	ABC	1/2	W	23-16

SEC Finish: 1st/1st East • 1st AP ***431-189***

**First overtime game in Neyland Stadium and for Tennessee*

1999 — 9-3 • 6-2 SEC

Date	Opponent	Site	TV	AP Rank UT/Opp	Result	Score
Sept. 4	Wyoming N	Knoxville	ESPN2	2/--	W	42-17
Sept. 18	Florida N	Gainesville	CBS	2/4t	L	21-23
Sept. 25	Memphis (HC)	Knoxville	PPV	7/--	W	17-16
Oct. 2	Auburn N	Knoxville	ESPN	7/--	W	24-0
Oct. 9	Georgia N	Knoxville	ESPN	6/10	W	37-20
Oct. 23	Alabama	Tuscaloosa	CBS	5/10	W	21-7
Oct. 30	South Carolina	Knoxville	PPV	4/--	W	30-7
Nov. 6	Notre Dame N	Knoxville	ESPN	4/24	W	38-14
Nov. 13	Arkansas	Fayetteville	JP	3/--	L	24-28
Nov. 20	Kentucky	Lexington	JP	7/--	W	56-21
Nov. 27	Vanderbilt	Knoxville	CBS	6/--	W	38-10
		Fiesta Bowl				
Jan. 2	Nebraska N	Tempe	ABC	6/3	L	21-31

SEC Finish: 2nd East • 9th AP ***369-194***

2000 — 8-4 • 5-3 SEC

Date	Opponent	Site	TV	AP Rank UT/Opp	Result	Score
Sept. 2	Southern Miss N	Knoxville	ESPN	13/22	W	19-16
Sept. 16	Florida	Knoxville	CBS	11/6	L	23-27
Sept. 23	La.-Monroe (HC)	Knoxville	PPV	13/--	W	70-3
Sept. 30	LSU N	Baton Rouge	ESPN	11/--	L	31-38 OT
Oct. 7	Georgia N	Athens	ESPN	21/19	L	10-21
Oct. 21	Alabama	Knoxville	CBS		W	20-10
Oct. 28	South Carolina	Columbia	JP	--/17	W	17-14
Nov. 4	Memphis	Memphis	Fox		W	19-17
Nov. 11	Arkansas	Knoxville	JP		W	63-20
Nov. 18	Kentucky	Knoxville	JP		W	59-20
Nov. 25	Vanderbilt	Nashville	JP	25/--	W	28-26
		Cotton Bowl				
Jan. 1	Kansas State	Dallas	Fox	21/11	L	21-35

SEC Finish: T-2nd East • 25th AP ***380-247***

2001 — 11-2 • 7-1 SEC

Date	Opponent	Site	TV	AP Rank UT/Opp	Result	Score
Sept. 1	Syracuse	Knoxville	ESPN2	8/--	W	33-9
Sept. 8	Arkansas N	Fayetteville	ESPN2	8/--	W	13-3
Sept. 29	LSU N	Knoxville	ESPN	7/14	W	26-18
Oct. 6	Georgia	Knoxville	CBS	6/--	L	24-26
Oct. 20	Alabama	Tuscaloosa	CBS	11/--	W	35-24
Oct. 27	South Carolina N	Knoxville	ESPN2	9/12	W	17-10
Nov. 3	Notre Dame	South Bend	NBC	7/--	W	28-18
Nov. 10	Memphis (HC)	Knoxville	PPV	6/--	W	49-28
Nov. 17	Kentucky	Lexington	JP	6/--	W	38-35
Nov. 24	Vanderbilt	Knoxville	CBS	7/--	W	38-0
Dec. 1	Florida	Gainesville	CBS	5/2	W	34-32
		SEC Championship Game				
Dec. 8	LSU N	Atlanta	CBS	2/21	L	20-31
		Florida Citrus Bowl				
Jan. 1	Michigan	Orlando	ABC	8/17	W	45-17

SEC Finish: 2nd/1st East • 4th AP ***400-251***

2002 — 8-5 • 5-3 SEC

Date	Opponent	Site	TV	AP Rank UT/Opp	Result	Score
Aug. 31	Wyoming	Nashville	ESPN2	4/--	W	47-7
Sept. 7	Middle Tenn. N	Knoxville	PPV	4/--	W	26-3
Sept. 21	Florida	Knoxville	CBS	4/10	L	13-30
Sept. 28	Rutgers N	Knoxville	PPV	11/--	W	35-14
Oct. 5	Arkansas N	Knoxville	ESPN	10/--	W	41-38 6OT
Oct. 12	Georgia	Athens	CBS	10/6	L	13-18
Oct. 26	Alabama N	Knoxville	ESPN	16/19	L	14-34
Nov. 2	South Carolina	Columbia	CBS	25/--	W	18-10
Nov. 9	Miami (Fla.) (HC)	Knoxville	CBS	--/1	L	3-26
Nov. 16	Mississippi State	Starkville	JP		W	35-17
Nov. 23	Vanderbilt	Nashville	JP		W	24-0
Nov. 30	Kentucky	Knoxville	JP		W	24-0
		Peach Bowl				
Dec. 31	Maryland N	Atlanta	ESPN	--/20	L	3-30

SEC Finish: 3rd East ***296-227***

2003 — 10-3 • 6-2 SEC

Date	Opponent	Site	TV	AP Rank UT/Opp	Result	Score
Aug. 30	Fresno State	Knoxville	ESPN2	12/--	W	24-6
Sept. 6	Marshall	Knoxville	ESPN2	12/--	W	34-24
Sept. 20	Florida	Gainesville	CBS	12/17	W	24-10
Sept. 27	South Carolina N	Knoxville	ESPN	8/--	W	23-20 OT
Oct. 4	Auburn N	Auburn	ESPN	7/--	L	21-28
Oct. 11	Georgia N	Knoxville	ESPN2	13/8	L	14-41
Oct. 25	Alabama	Tuscaloosa	CBS	22/--	W	51-43 5OT
Nov. 1	Duke (HC)	Knoxville	PPV	19/--	W	23-6
Nov. 8	Miami (Fla.)	Miami	ABC	18/6	W	10-6
Nov. 15	Mississippi State	Knoxville	JP	9/--	W	59-21
Nov. 22	Vanderbilt	Knoxville	CSS	9/--	W	48-0
Nov. 29	Kentucky	Lexington	JP	7/--	W	20-7
		Peach Bowl				
Jan. 2	Clemson	Atlanta	ESPN	6/--	L	14-27

SEC Finish: T-1st East • 15th AP ***365-239***

2004 — 10-3 • 7-1 SEC

Date	Opponent	Site	TV	AP Rank UT/Opp	Result	Score
Sept. 5	UNLV N	Knoxville	ESPN	14/--	W	42-17
Sept. 18	Florida N	Knoxville	CBS	13/11	W	30-28
Sept. 25	La. Tech N (HC)	Knoxville	PPV	11/--	W	42-17
Oct. 2	Auburn N	Knoxville	ESPN	10/8	L	10-34
Oct. 9	Georgia	Athens	CBS	17/3	W	19-14
Oct. 16	Mississippi N	Oxford	ESPN2	13/--	W	21-17
Oct. 23	Alabama	Knoxville	CBS	11/--	W	17-13
Oct. 30	South Carolina	Columbia	JP	11/--	W	43-29
Nov. 6	Notre Dame	Knoxville	CBS	9/--	L	13-17
Nov. 20	Vanderbilt	Nashville	JP	15/--	W	38-33
Nov. 27	Kentucky	Knoxville	JP	15/--	W	37-31
		SEC Championship Game				
Dec. 4	Auburn N	Atlanta	CBS	15/3	L	28-38
		Cotton Bowl				
Jan. 1	Texas A&M	Dallas	Fox	15/22	W	38-7

SEC Finish: 2nd/1st East • 13th AP ***378-295***

2005 — 5-6 • 3-5 SEC

Date	Opponent	Site	TV	AP Rank UT/Opp	Result	Score
Sept. 3	UAB	Knoxville	JP	3/--	W	17-10
Sept. 17	Florida N	Gainesville	CBS	5/6	L	7-16
Sept. 26	LSU N	Baton Rouge	ESPN2	10/4	W	30-27 OT
Oct. 1	Mississippi	Knoxville	JP	10/--	W	27-10
Oct. 8	Georgia	Knoxville	CBS	8/5	L	14-27
Oct. 22	Alabama	Tuscaloosa	CBS	17/5	L	3-6
Oct. 29	South Carolina N	Knoxville	ESPN2	23/--	L	15-16
Nov. 5	Notre Dame	South Bend	NBC	--/8	L	21-41
Nov. 12	Memphis (HC)	Knoxville	PPV		W	20-16
Nov. 19	Vanderbilt	Knoxville	JP		L	24-28
Nov. 26	Kentucky	Lexington	JP		W	27-8

SEC Finish: T-4th East ***205-205***

2006 — 9-4 • 5-3 SEC

Date	Opponent	Site	TV	AP Rank UT/Opp	Result	Score
Sept. 2	California	Knoxville	ESPN	23/9	W	35-18
Sept. 9	Air Force N	Knoxville	PPV	11/--	W	31-30
Sept. 16	Florida N	Knoxville	CBS	13/7	L	20-21
Sept. 23	Marshall (HC)	Knoxville	PPV	15/--	W	33-7
Sept. 30	Memphis	Memphis	ESPN	15/--	W	41-7
Oct. 7	Georgia N	Athens	ESPN	13/10	W	51-33
Oct. 21	Alabama	Knoxville	CBS	7/--	W	16-13
Oct. 28	South Carolina N	Columbia	ESPN	8/--	W	31-24
Nov. 4	LSU	Knoxville	CBS	8/13	L	24-28
Nov. 11	Arkansas N	Fayetteville	ESPN2	13/11	L	14-31
Nov. 18	Vanderbilt	Nashville	LFN	22/--	W	39-10
Nov. 25	Kentucky	Knoxville	LFN	19/--	W	17-12
		Outback Bowl				
Jan. 1	Penn State	Tampa	ESPN	17/--	L	10-20

SEC Finish: 2nd East • 25th AP ***362-254***

2007 — 10-4 • 6-2 SEC

Date	Opponent	Site	TV	AP Rank UT/Opp	Result	Score
Sept. 1	California	Berkeley	ABC	15/12	L	31-45
Sept. 8	Southern Miss N	Knoxville	PPV	23/--	W	39-19
Sept. 15	Florida	Gainesville	CBS	22/5	L	20-59
Sept. 22	Arkansas State N	Knoxville	PPV		W	48-27
Oct. 6	Georgia	Knoxville	CBS	--/12	W	35-14
Oct. 13	Mississippi State	Starkville	PPV	25/--	W	33-21
Oct. 20	Alabama	Tuscaloosa	LFN	20/--	L	17-41
Oct. 27	South Carolina N	Knoxville	ESPN	24/15	W	27-24 OT
Nov. 3	La.-Lafayette (HC)	Knoxville	PPV	24/--	W	59-7
Nov. 10	Arkansas	Knoxville	LFN	22/--	W	34-13
Nov. 17	Vanderbilt	Knoxville	PPV	19/--	W	25-24
Nov. 24	Kentucky	Lexington	CBS	19/--	W	52-50 4OT
		SEC Championship Game				
Dec. 1	LSU	Atlanta	CBS	14/5	L	14-21
		Outback Bowl				
Jan. 1	Wisconsin	Tampa	ESPN	16/18	W	21-17

SEC Finish: 1st East • 12th AP ***455-382***

2008 — 5-7 • 3-5 SEC

Date	Opponent	Site	TV	AP Rank UT/Opp	Result	Score
Sept. 1	UCLA	Pasadena	ESPN	18/--	L	24-27 OT
Sept. 13	UAB	Knoxville	Raycom		W	35-3
Sept. 20	Florida	Knoxville	CBS	--/4	L	6-30
Sept.27	Auburn	Auburn	CBS	--/15	L	12-14
Oct. 4	No. Illinois N	Knoxville	PPV		W	13-9
Oct. 11	Georgia	Athens	CBS	--/10	L	14-26
Oct. 18	Mississippi St. N	Knoxville	PPV		W	34-3
Oct. 25	Alabama N	Knoxville	ESPN	--/2	L	9-29
Nov. 1	South Carolina N	Columbia	ESPN2		L	6-27
Nov. 8	Wyoming (HC)	Knoxville	PPV		L	7-13
Nov. 22	Vanderbilt	Nashville	Raycom		W	20-10
Nov. 29	Kentucky N	Knoxville	ESPN2		W	28-10

SEC Finish: 5th East ***208-201***

LANE KIFFIN

2009

The son of NFL defensive guru Monte Kiffin and a former national championship offensive coordinator at Southern California, Lane Kiffin occupied the head coaching reins at UT in 2009.

Coaching record: 7-6.

2009 — 7-6 • 4-4 SEC

Date	Opponent	Site	TV	AP Rank UT/Opp	Result	Score
Sept. 5	Western Kentucky	Knoxville	SEC		W	63-7
Sept. 12	UCLA	Knoxville	ESPN		L	15-19
Sept. 19	Florida	Gainesville	CBS	--/1	L	13-23
Sept. 26	Ohio N	Knoxville	PPV		W	34-23
Oct. 3	Auburn N	Knoxville	ESPN		L	22-26
Oct. 10	Georgia	Knoxville	SEC		W	45-19
Oct. 24	Alabama	Tuscaloosa	CBS	--/1	L	10-12
Oct. 31	South Carolina N	Knoxville	ESPN	--/21	W	31-13
Nov. 7	Memphis (HC) N	Knoxville	ESPNU		W	56-28
Nov. 14	Mississippi	Oxford	CBS		L	17-42
Nov. 21	Vanderbilt N	Knoxville	ESPNU		W	31-16
Nov. 28	Kentucky N	Lexington	ESPNU		W	30-24 OT
		Chick-fil-A Bowl				
Dec. 31	Virginia Tech N	Atlanta	ESPN	--/12	L	14-37

SEC Finish: T-2nd East ***381-289***

DEREK DOOLEY

2010-12

After spending three seasons at Louisiana Tech, Dooley took over the UT program in January 2010 and led the Vols to their 49th bowl appearance in his first season. He spent nearly three seasons with UT before being replaced for the final game of 2012.

Coaching record: 15-21.

2010 — 6-7 • 3-5 SEC

Date	Opponent	Site	TV	AP Rank UT/Opp	Result	Score
Sept. 4	UT Martin N	Knoxville	PPV		W	50-0
Sept. 11	Oregon N	Knoxville	ESPN2	--/7	L	13-48
Sept. 18	Florida	Knoxville	CBS	--/10	L	17-31
Sept. 25	UAB	Knoxville	SEC		W	32-29 2OT
Oct. 2	LSU	Baton Rouge	CBS	--/12	L	14-16
Oct. 9	Georgia	Athens	SEC		L	14-41
Oct. 23	Alabama N	Knoxville	ESPN	--/7	L	10-41
Oct. 30	South Carolina	Columbia	SEC	--/17	L	24-38
Nov. 6	Memphis N	Memphis	CBSC		W	50-14
Nov. 13	Mississippi (HC)	Knoxville	CBS		W	52-14
Nov. 20	Vanderbilt N	Nashville	CSS		W	24-10
Nov. 27	Kentucky	Knoxville	SEC		W	24-14
		Music City Bowl				
Dec. 30	North Carolina	Nashville	ESPN		L	27-30 2OT

SEC Finish: T-3rd East ***351-326***

2011 — 5-7 • 1-7 SEC

Date	Opponent	Site	TV	AP Rank UT/Opp	Result	Score
Sept. 3	Montana N	Knoxville	PPV		W	42-16
Sept. 10	Cincinnati	Knoxville	ESPN2		W	45-23
Sept. 17	Florida	Gainesville	CBS	--/16	L	23-33
Oct. 1	Buffalo	Knoxville	CSS		W	41-10
Oct. 8	Georgia N	Knoxville	ESPN2		L	12-20
Oct. 15	LSU	Knoxville	CBS	--/1	L	7-38
Oct. 22	Alabama N	Tuscalooosa	ESPN2	--/2	L	6-37
Oct. 29	South Carolina N	Knoxville	ESPN2	--/14	L	3-14
Nov. 5	Middle Tenn N (HC)	Knoxville	FSN		W	27-0
Nov. 12	Arkansas	Fayetteville	ESPN2	--/8	L	7-49
Nov. 19	Vanderbilt N	Knoxville	ESPNU		W	27-21 OT
Nov. 26	Kentucky	Lexington	SEC		L	7-10

SEC Finish: 6th East ***244-271***

2012 — 5-7 • 1-7 SEC

Date	Opponent	Site	TV	AP Rank UT/Opp	Result	Score
Aug. 31	NC State N	Atlanta	ESPNU		W	35-21
Sept. 8	Georgia State	Knoxville	PPV		W	51-13
Sept. 15	Florida N	Knoxville	ESPN	23/18	L	20-37
Sept. 22	Akron N	Knoxville	CSS		W	47-26
Sept. 29	Georgia	Athens	CBS	--/5	L	44-51
Oct. 13	Mississippi State N	Starkville	ESPN2	--/19	L	31-41
Oct. 20	Alabama N	Knoxville	ESPN	--/1	L	13-44
Oct. 27	South Carolina	Columbia	ESPN	--/17	L	35-38
Nov. 3	Troy	Knoxville	FSN		W	55-48
Nov. 10	Missouri	Knoxville	SEC		L	48-51 4OT
Nov. 17	Vanderbilt N	Nashville	ESPN2		L	18-41
Nov. 24	Kentucky	Knoxville	SEC		W	37-17

SEC Finish: 6th East ***434-428***

EDITOR'S NOTE: *Offensive coordinator Jim Chaney coached the final game of 2012 after Dooley was let go as head coach on Nov. 18, 2012.*

BUTCH JONES

2013

Butch Jones was named the head coach of the Vols on Dec. 7, 2012 after winning four conference championships in his first six seasons as a college head coach at Central Michigan and Cincinnati.

Coaching record: 12-13.

2013 — 5-7 • 2-6 SEC

Date	Opponent	Site	TV	AP Rank UT/Opp	Result	Score
Aug. 31	Austin Peay N	Knoxville	PPV		W	45-0
Sept. 7	Western Kentucky	Knoxville	SEC TV		W	52-20
Sept. 14	Oregon	Eugene	ABC	--/2	L	14-59
Sept. 21	Florida	Gainesville	CBS	--/19	L	17-31
Sept. 28	South Alabama	Knoxville	SEC TV		W	31-24
Oct. 5	Georgia	Knoxville	CBS	--/6	L	31-34 OT
Oct. 19	South Carolina	Knoxville	ESPN	--/11	W	23-21
Oct. 26	Alabama	Tuscaloosa	CBS	--/1	L	10-45
Nov. 2	Missouri N	Columbia	ESPN	--/10	L	3-31
Nov. 9	Auburn (HC)	Knoxville	ESPN	--/7	L	23-55
Nov. 23	Vanderbilt N	Knoxville	ESPN2		L	10-14
Nov. 30	Kentucky N	Lexington	ESPNU		W	27-14

SEC Finish: 6th East ***286-348***

2014 — 7-6 • 3-5 SEC

Date	Opponent	Site	TV	AP Rank UT/Opp	Result	Score
Aug. 31	Utah State N	Knoxville	SECN		W	38-7
Sept. 6	Arkansas State	Knoxville	SECN		W	34-19
Sept. 13	Oklahoma N	Norman	ABC	--/4	L	10-34
Sept. 27	Georgia	Athens	ESPN	--/12	L	32-35
Oct. 4	Florida	Knoxville	SECN		L	9-10
Oct. 11	Chattanooga	Knoxville	SECN		W	45-10
Oct. 18	Ole Miss N	Oxford	ESPN	--/3	L	3-34
Oct. 25	Alabama N	Knoxville	ESPN2	--/4	L	20-34
Nov. 1	South Carolina N	Columbia	SECN		W	45-42 OT
Nov. 15	Kentucky	Knoxville	SECN		W	50-16
Nov. 22	Missouri N	Knoxville	ESPN	-- /19	L	21-29
Nov. 29	Vanderbilt	Nashville	SECN		W	24-17
		TaxSlayer Bowl				
Jan. 2	Iowa	Jacksonville	ESPN		W	45-28

SEC Finish: T-4th East ***376-315***

Championships in gray boxes; N—Night game (starts 6 p.m., or later locally); (HC)—Homecoming; OT—Overtime game; TV—Televised game: Networks displayed are CBS, NBC, ABC, ESPN, ESPN2, JP (Jefferson Pilot), CBS College Sports (CBSC), Comcast Sports South (CSS), Fox, LFN (Lincoln Financial Network), MIZ (Mizlou Network), RAY (Raycom Network), TBS (Turner Sports), GAI (Great American Independent Football Network), SPS (Sports South), SEC (SEC Production), SECN (SEC Network), SEC TV (SEC TV), PPV (PayPerView, Host Communications).

SERIES RECORDS VS. OPPONENTS

Opponent	First Game	Last Game	W	L	T
Air Force	1970	2006	2	0	0
Akron	1989	2012	2	0	0
Alabama	**1901**	**2014**	**38**	**52**	**7**
UAB	1998	2010	4	0	0
American Temperance Univ.	1905	1906	2	0	1
Arkansas	**1907**	**2011**	**13**	**4**	**0**
Arkansas State	2007	2014	2	0	0
Army	1923	1986	5	2	1
Asheville Athletes	1893	1893	1	0	0
Athens	1913	1913	1	0	0
Auburn	1900	2013	21	28	3
Austin Peay	2013	2013	1	0	0
Baylor	1956	1956	0	1	0
Boston College	1940	1992	8	2	0
Bowling Green	**2015**	**2015**	**First Meeting**		
Bristol A.C.	1897	1897	1	0	0
Buffalo	2011	2011	1	0	0
California	1977	2007	2	2	0
UC Santa Barbara	1971	1971	1	0	0
Camp Benning	1922	1922	1	0	0
Carson-Newman	1903	1931	12	0	0
Central University	1896	1896	1	0	0
Centre	1905	1935	10	3	2
Chattanooga A.C.	1892	1896	2	0	0
Chattanooga [Grant]	1899	2014	38	2	2
Cincinnati	1904	2011	5	1	0
The Citadel	1938	1983	3	0	0
Clemson	1901	2003	11	6	2
Colorado	1990	1990	0	0	1
Colorado State	1975	1989	4	0	0
Cumberland (Ky.)	1896	1897	2	0	0
Cumberland (Tenn.)	1915	1915	1	0	0
Dartmouth	1921	1921	0	1	0
Davidson	1913	1913	1	0	0
Dayton	1941	1955	4	0	0
Duke [Trinity Coll.]	1893	2003	14	13	2
East Carolina	1995	1995	1	0	0
Emory & Henry	1920	1925	5	0	0
Florida	**1916**	**2014**	**19**	**25**	**0**
Florida State	1958	1998	1	1	0
Fordham	1934	1942	1	1	0
Fresno State	2003	2003	1	0	0
Furman	1941	1942	2	0	0
George Wash.	1933	1933	1	0	0
Georgetown (Ky.)	1900	1923	3	0	0
Georgia	**1899**	**2014**	**21**	**21**	**2**
Georgia State	2012	2012	1	0	0
Georgia Tech	1902	1987	24	17	2
Hawaii	1972	1975	2	0	0
Houston	1953	1998	2	1	0
Howard	1910	1941	2	0	0
Indiana	1987	1987	1	0	0
Iowa	1982	2014	2	1	0
Iowa State	1982	1982	1	0	0
Kansas	1973	1974	2	0	0
Kansas State	2000	2000	0	1	0
Kentucky [Ky. A&M]	**1893**	**2014**	**77**	**24**	**9**
King	1897	1914	7	0	0
Louisiana-Lafeyette	1992	2007	2	0	0
Louisiana-Monroe	2000	2000	1	0	0
LSU	1925	2011	20	9	3
Louisiana Tech	1993	2004	2	0	0
Louisville	1914	1993	5	0	0
Marshall	2003	2006	2	0	0
Maryland	1951	2002	5	3	0
Maryville	1892	1936	25	1	1
Memphis [State]	1968	2010	22	1	0
Mercer	1912	1940	2	1	0
Miami (Fla.)	1985	2003	2	1	0
Michigan	2001	2001	1	0	0
Middle Tennessee	2002	2011	2	0	0
Minnesota	1986	1986	1	0	0

Opponent	First Game	Last Game	W	L	T
Mississippi	1902	2014	44	20	1
Miss St. [Miss. A&M]	1907	2012	28	16	1
Missouri	**2012**	**2014**	**0**	**3**	**0**
Montana	2011	2011	1	0	0
Mooney School	1910	1911	2	0	0
Nashville	1901	1904	2	1	1
Nebraska	1997	1999	0	2	0
UNLV	1996	2004	2	0	0
New Mexico	1983	1986	2	0	0
New York Univ.	1931	1931	1	0	0
North Carolina	1893	2010	20	11	1
NC State	1911	2012	2	1	0
North Texas State	**1975**	**1975**	**0**	**1**	**0**
Northern Illinois	2008	2008	1	0	0
Northwestern	1996	1996	1	0	0
Notre Dame	1978	2005	4	4	0
Ohio	2009	2009	1	0	0
Ohio State	1995	1995	1	0	0
Oklahoma	**1938**	**2014**	**1**	**2**	**0**
Oklahoma State	1995	1995	1	0	0
Oregon	2010	2013	0	2	0
Oregon State	1977	1978	1	0	1
Pacific	1990	1990	1	0	0
Penn State	1971	2006	2	3	0
Pittsburgh	1980	1983	0	2	0
Purdue	1979	1979	0	1	0
Rhodes	1911	1940	3	0	0
Rice	1946	1968	2	1	0
Richmond	1963	1963	1	0	0
Rutgers	1979	2002	3	1	0
Sewanee	1891	1939	12	10	0
South Alabama	2013	2013	1	0	0
South Carolina	**1903**	**2014**	**24**	**7**	**2**
Southern California	1939	1981	0	4	0
Southern Meth.	1970	1970	1	0	0
Southern Miss.	1950	2007	5	0	0
Syracuse	1966	2001	3	0	0
Tampa	1960	1967	2	0	0
Temple	1944	1990	2	0	0
Tenn.-Martin	2010	2010	1	0	0
Tenn. Med. School	1911	1912	1	0	1
Tenn. Military Inst.	1907	1907	1	0	0
Tenn. School Deaf	1905	1905	1	0	0
Tenn.Tech	1947	1951	5	0	0
Texas	1950	1968	1	2	0
Texas A&M	1957	2004	2	0	0
Texas Christian	1973	1976	2	0	0
UTEP	1986	1990	2	0	0
Texas Tech	1973	1997	1	1	0
Transylvania	1899	1927	4	1	0
Troy	2012	2012	1	0	0
Tulane	1923	1967	4	1	0
Tulsa	1942	1974	5	0	0
Tusculum	1915	1919	3	0	0
UCLA	1965	2009	7	6	2
Utah	1975	1984	3	0	0
Utah State	2014	2014	1	0	0
Vanderbilt	**1892**	**2014**	**74**	**29**	**5**
Villanova	1945	1945	1	0	0
Virginia	1927	1990	3	1	0
Virginia Military	1923	1923	0	1	0
Virginia Tech	1896	2009	5	3	0
Wake Forest	1892	1985	6	3	0
Washington & Lee	1899	1951	5	0	0
Washington State	1980	1994	4	1	0
Western Carolina	**2015**	**2015**	**First Meeting**		
Western Kentucky	2009	2013	2	0	0
Wichita State	1981	1981	1	0	0
William & Mary	1945	1945	1	0	0
Wisconsin	1981	2007	2	0	0
Wofford	1952	1952	1	0	0
Wyoming	1999	2008	2	1	0
Totals	***1891***	***2014***	***811***	***367***	***53***

ALL-TIME SERIES RESULTS

AIR FORCE

(2-0-0)

1970	New Orleans	W	34-13
2006	Knoxville	W	31-30

AKRON

(2-0-0)

1989	Knoxville	W	52-9
2012	Knoxville	W	47-26

ALABAMA

(38-52-7)

at Knoxville: 20-24-1
at Tuscaloosa: 4-7
at Birmingham: 14-21-6
Biggest Win: 27 points (41-14, 1969 and 1995, both in Birmingham)
Biggest Loss: 51 points (51-0, 1906 in Birmingham)
Longest Winning Streak: 7 games (1995-2001)
Longest Losing Streak: 11 games (1971-81)
Current Streak: Alabama 8 games

1901	Birmingham	T	6-6
1903	Birmingham	L	0-24
1904	Birmingham	W	5-0
1905	Birmingham	L	0-29
1906	Birmingham	L	0-51
1907	Birmingham	L	0-5
1908	Birmingham	L	0-4
1909	Knoxville	L	0-10
1912	Birmingham	L	0-7
1913	Tuscaloosa	L	0-6
1914	Knoxville	W	17-7
1928	Tuscaloosa	W	15-13
1929	Knoxville	W	6-0
1930	Tuscaloosa	L	6-18
1931	Knoxville	W	25-0
1932	Birmingham	W	7-3
1933	Knoxville	L	6-12
1934	Birmingham	L	6-13
1935	Knoxville	L	0-25
1936	Birmingham	T	0-0
1937	Knoxville	L	7-14
1938	Birmingham	W	13-0
1939	Knoxville	W	21-0
1940	Birmingham	W	27-12
1941	Knoxville	L	2-9
1942	Birmingham	L	0-8
1944	Knoxville	T	0-0
1945	Birmingham	L	7-25
1946	Knoxville	W	12-0
1947	Birmingham	L	0-10
1948	Knoxville	W	21-6
1949	Birmingham	T	7-7
1950	Knoxville	W	14-9
1951	Birmingham	W	27-13
1952	Knoxville	W	20-0
1953	Birmingham	T	0-0
1954	Knoxville	L	0-27
1955	Birmingham	W	20-0
1956	Knoxville	W	24-0
1957	Birmingham	W	14-0
1958	Knoxville	W	14-7
1959	Birmingham	T	7-7
1960	Knoxville	W	20-7
1961	Birmingham	L	3-34
1962	Knoxville	L	7-27
1963	Birmingham	L	0-35
1964	Knoxville	L	8-19
1965	Birmingham	T	7-7
1966	Knoxville	L	10-11
1967	Birmingham	W	24-13
1968	Knoxville	W	10-9
1969	Birmingham	W	41-14
1970	Knoxville	W	24-0
1971	Birmingham	L	15-32
1972	Knoxville	L	10-17
1973	Birmingham	L	21-42
1974	Knoxville	L	6-28
1975	Birmingham	L	7-30
1976	Knoxville	L	13-20
1977	Birmingham	L	10-24
1978	Knoxville	L	17-30
1979	Birmingham	L	17-27
1980	Knoxville	L	0-27
1981	Birmingham	L	19-38
1982	Knoxville	W	35-28
1983	Birmingham	W	41-34
1984	Knoxville	W	28-27
1985	Birmingham	W	16-14
1986	Knoxville	L	28-56
1987	Birmingham	L	22-41
1988	Knoxville	L	20-28
1989	Birmingham	L	30-47
1990	Knoxville	L	6-9
1991	Birmingham	L	19-24
1992	Knoxville	L	10-17
1993	Birmingham*	T	17-17
1994	Knoxville	L	13-17
1995	Birmingham	W	41-14
1996	Knoxville	W	20-13
1997	Birmingham	W	38-21
1998	Knoxville	W	35-18
1999	Tuscaloosa	W	21-7
2000	Knoxville	W	20-10
2001	Tuscaloosa	W	35-24
2002	Knoxville	L	14-34
2003	Tuscaloosa (5OT)	W	51-43
2004	Knoxville	W	17-13
2005	Tuscaloosa	L	3-6
2006	Knoxville	W	16-13
2007	Tuscaloosa	L	17-41
2008	Knoxville	L	9-29
2009	Tuscaloosa	L	10-12
2010	Knoxville	L	10-41
2011	Tuscaloosa	L	6-37
2012	Knoxville	L	13-44
2013	Tuscaloosa	L	10-45
2014	Knoxville	L	20-34

** Game later forfeited to Tennessee as a result of NCAA sanctions.*

ALA.-BIRMINGHAM (UAB)

(4-0-0)

1998	Knoxville	W	37-13
2005	Knoxville	W	17-10
2008	Knoxville	W	35-3
2010	Knoxville (2OT)	W	32-29

AMERICAN TEMPERANCE U.

(2-0-1)

1905	Knoxville	W	104-0
1906	Knoxville	W	10-0
1906	Harriman	T	5-5

ARKANSAS

(13-4-0)

at Knoxville: 6-1
at Fayetteville: 2-3
at Little Rock: 3-0
Bowl Games: 2-0
Biggest Win: 43 points (63-20, 2000 in Knoxville)
Biggest Loss: 42 points (49-7, 2011 in Fayetteville)
Longest Winning Streak: 6 games (1993-98)
Longest Losing Streak: 1 game
Current Streak: Arkansas 1 game

1907	Little Rock	W	14-2
1971	Memphis	W	14-13
1990	Dallas	W	31-27
1992	Knoxville	L	24-25
1993	Little Rock	W	28-14
1994	Knoxville	W	38-21
1995	Fayetteville	W	49-31
1996	Knoxville	W	55-14
1997	Little Rock	W	30-22
1998	Knoxville	W	28-24
1999	Fayetteville	L	24-28
2000	Knoxville	W	63-20
2001	Fayetteville	W	13-3
2002	Knoxville (6OT)	W	41-38
2006	Fayetteville	L	14-31
2007	Knoxville	W	34-13
2011	Fayetteville	L	7-49

ARKANSAS STATE

(2-0-0)

2007	Knoxville	W	48-27
2014	Knoxville	W	34-19

ARMY

(5-2-1)

1923	West Point	L	0-41
1965	Knoxville	W	21-0
1966	Memphis	W	38-7
1970	Knoxville	W	48-3
1973	West Point	W	37-18
1978	Knoxville	W	31-13
1984	Knoxville	T	24-24
1986	Knoxville	L	21-25

ASHEVILLE ATHLETES

(1-0-0)

1893	Knoxville	W	12-6

ATHENS

(1-0-0)

1913	Knoxville	W	95-0

AUBURN

(21-28-3)

at Knoxville: 14-10-2
at Auburn: 2-7-1
at Birmingham: 4-10-0
at SEC Championship:1-1
Biggest Win: 42 points (42-0, 1980 in Auburn)
Biggest Loss: 32 points (38-6, 1988 in

Auburn & 55-23, 2013 in Knoxville)
Longest Winning Streak: 4 games (1991-99)
Longest Losing Streak: 6 games (2003-Pres.)
Current Streak: Auburn 6 games

1900	Birmingham	L	0-23
1929	Knoxville	W	27-0
1935	Birmingham	W	13-6
1936	Knoxville	L	0-6
1937	Birmingham	L	7-20
1938	Knoxville	W	7-0
1939	Knoxville	W	7-0
1956	Birmingham	W	35-7
1957	Knoxville	L	0-7
1958	Birmingham	L	0-13
1959	Knoxville	W	3-0
1960	Birmingham	W	10-3
1961	Knoxville	L	21-24
1962	Birmingham	L	21-22
1963	Knoxville	L	19-23
1964	Birmingham	L	0-3
1965	Knoxville	T	13-13
1966	Birmingham	W	28-0
1967	Knoxville	W	27-13
1968	Birmingham	L	14-28
1969	Knoxville	W	45-19
1970	Birmingham	L	23-36
1971	Knoxville	L	9-10
1972	Birmingham	L	6-10
1973	Knoxville	W	21-0
1974	Auburn	L	0-21
1975	Knoxville	W	21-17
1976	Birmingham	L	28-38
1977	Knoxville	L	12-14
1978	Birmingham	L	10-29
1979	Knoxville	W	35-17
1980	Auburn	W	42-0
1981	Knoxville	W	10-7
1982	Auburn	L	14-24
1983	Knoxville	L	14-37
1984	Auburn	L	10-29
1985	Knoxville	W	38-20
1986	Auburn	L	8-34
1987	Knoxville	T	20-20
1988	Auburn	L	6-38
1989	Knoxville	W	21-14
1990	Auburn	T	26-26
1991	Knoxville	W	30-21
1997	Atlanta	W	30-29
1998	Auburn	W	17-9
1999	Knoxville	W	24-0
2003	Auburn	L	21-28
2004	Knoxville	L	10-34
2004	Atlanta	L	28-38
2008	Auburn	L	12-14
2009	Knoxville	L	22-26
2013	Knoxville	L	23-55

AUSTIN PEAY

(1-0-0)

2013	Knoxville	W	45-0

BAYLOR

(0-1-0)

1956	New Orleans	L	7-13

BOSTON COLLEGE

(8-2-0)

1940	New Orleans	L	13-19
1941	Chestnut Hill	W	14-7
1946	Chestnut Hill	W	33-13
1947	Knoxville	W	38-13
1964	Knoxville	W	16-14
1977	Knoxville	W	24-18
1979	Chestnut Hill	W	28-16
1987	Chestnut Hill	L	18-20
1988	Knoxville	W	10-7
1992	Tampa	W	38-23

BRISTOL A.C.

(1-0-0)

1897	Bristol	W	12-0

BUFFALO

(1-0-0)

2011	Knoxville	W	41-10

CALIFORNIA

(2-2-0)

1977	Knoxville	L	17-27
1987	Knoxville	W	38-12
2006	Knoxville	W	35-18
2007	Berkeley	L	31-45

UC SANTA BARBARA

(1-0-0)

1971	Knoxville	W	48-6

CAMP BENNING

(1-0-0)

1922	Columbus	W	15-0

CARSON-NEWMAN

(12-0-0)

1903	Knoxville	W	38-0
1913	Knoxville	W	58-0
1914	Knoxville	W	89-0
1915	Knoxville	W	101-0
1922	Knoxville	W	32-7
1924	Knoxville	W	13-0
1926	Knoxville	W	13-0
1927	Knoxville	W	33-0
1928	Knoxville	W	57-0
1929	Knoxville	W	73-0
1930	Knoxville	W	34-0
1931	Knoxville	W	31-0

CENTRAL UNIVERSITY

(1-0-0)

1896	Knoxville	W	30-0

CENTRE

(10-3-2)

1905	Knoxville	W	31-5
1906	Knoxville	L	0-6
1909	Knoxville	T	0-0
1910	Knoxville	L	2-17
1911	Knoxville	T	0-0
1912	Knoxville	W	67-0
1915	Knoxville	W	80-0
1924	Knoxville	L	0-32
1925	Danville	W	12-0
1926	Knoxville	W	30-7
1928	Knoxville	W	41-7
1929	Knoxville	W	40-6
1930	Knoxville	W	18-0
1934	Knoxville	W	32-0
1935	Knoxville	W	25-14

CHATTANOOGA

(38-2-2)

AS GRANT

1899	Chattanooga	W	6-0
1900	Knoxville	W	28-0
1904	Chattanooga	W	23-0
1905	Chattanooga	L	0-5
1907	Knoxville	W	57-0
1908	Knoxville	W	35-6

AS CHATTANOOGA

1909	Chattanooga	T	0-0
1910	Knoxville	T	6-6
1913	Knoxville	W	21-0
1914	Knoxville	W	67-0
1916	Chattanooga	W	12-7
1920	Chattanooga	W	35-0
1921	Knoxville	W	21-0
1929	Chattanooga	W	20-0
1932	Chattanooga	W	13-0
1936	Knoxville	W	13-0
1938	Knoxville	W	45-0
1939	Chattanooga	W	28-0
1940	Knoxville	W	53-0
1945	Knoxville	W	30-0
1946	Knoxville	W	47-7
1947	Knoxville	W	26-7
1948	Knoxville	W	26-0
1949	Knoxville	W	39-7
1950	Knoxville	W	41-0
1951	Knoxville	W	42-13
1952	Knoxville	W	26-6
1953	Knoxville	W	40-7
1954	Knoxville	W	20-14
1955	Knoxville	W	13-0
1956	Knoxville	W	42-20
1957	Knoxville	W	28-13
1958	Knoxville	L	6-14
1959	Knoxville	W	23-0
1960	Knoxville	W	35-0
1961	Knoxville	W	20-7
1962	Knoxville	W	48-14
1963	Knoxville	W	49-7
1964	Knoxville	W	10-6
1966	Knoxville	W	28-10

AS TENNESSEE-CHATTANOOGA

1969	Knoxville	W	31-0

AS CHATTANOOGA

2014	Knoxville	W	45-10

CHATTANOOGA A.C.

(2-0-0)

1892	Chattanooga	W	16-6
1896	Chattanooga	W	4-0

CINCINNATI

(5-1-0)

1904	Knoxville	L	0-35
1919	Knoxville	W	33-12
1941	Knoxville	W	21-6
1942	Knoxville	W	34-12
1992	Knoxville	W	40-0
2011	Knoxville	W	45-23

THE CITADEL

(3-0-0)

1938	Knoxville	W	44-0
1939	Knoxville	W	34-0
1983	Memphis	W	45-6

CLEMSON

(11-6-2)

1901	Knoxville	T	6-6
1902	Knoxville	L	0-11
1904	Knoxville	L	0-6
1905	Clemson	T	5-5
1906	Clemson	L	0-16
1907	Clemson	W	4-0
1908	Knoxville	W	6-5
1914	Knoxville	W	27-0
1915	Knoxville	L	0-3
1916	Clemson	W	14-0
1919	Clemson	L	0-14
1920	Knoxville	W	26-0
1930	Knoxville	W	27-0
1931	Knoxville	W	44-0
1938	Knoxville	W	20-7
1944	Knoxville	W	26-7
1974	Knoxville	W	29-28
1976	Knoxville	W	21-19
2003	Atlanta	L	14-27

COLORADO

(0-0-1)

1990	Anaheim	T	31-31

COLORADO STATE

(4-0-0)

1975	Knoxville	W	28-7
1981	Knoxville	W	42-0
1987	Knoxville	W	49-3
1989	Knoxville	W	17-14

CUMBERLAND (KY.)

(2-0-0)

AS WILLIAMSBURG INSTITUTE

1896	Knoxville	W	10-6
1897	Knoxville	W	6-0

CUMBERLAND (TENN.)

(1-0-0)

1915	Knoxville	W	101-0

DARTMOUTH

(0-1-0)

1921	Hanover	L	3-14

DAVIDSON

(1-0-0)

1913	Knoxville	W	9-0

DAYTON

(4-0-0)

1941	Knoxville	W	26-0
1942	Knoxville	W	34-6
1954	Knoxville	W	14-7
1955	Knoxville	W	53-7

DUKE

(14-13-2)

AS TRINITY COLLEGE

1893	Durham	L	0-70

AS DUKE

1931	Knoxville	W	25-2
1932	Knoxville	W	16-13
1933	Durham	L	2-10
1934	Knoxville	W	14-6
1935	Durham	L	6-19
1936	Knoxville	W	15-13
1937	Durham	T	0-0
1940	Knoxville	W	13-0
1941	Durham	L	0-19
1946	Durham	W	12-7
1947	Knoxville	L	7-19
1948	Durham	T	7-7
1949	Knoxville	L	7-21
1950	Durham	W	28-7
1951	Knoxville	W	26-0
1952	Durham	L	0-7
1953	Knoxville	L	7-21
1954	Durham	L	6-7
1955	Knoxville	L	0-21
1956	Durham	W	33-20
1973	Knoxville	W	21-17
1976	Knoxville	L	18-21
1978	Knoxville	W	34-0
1982	Knoxville	L	24-25
1988	Knoxville	L	26-31
1989	Knoxville	W	28-6
1993	Knoxville	W	52-19
2003	Knoxville	W	23-6

EAST CAROLINA

(1-0-0)

1995	Knoxville	W	27-7

EMORY & HENRY

(5-0-0)

1920	Knoxville	W	45-0
1921	Knoxville	W	27-0
1922	Knoxville	W	50-0
1924	Knoxville	W	27-0
1925	Knoxville	W	51-0

FLORIDA

(19-25-0)

at Knoxville: 11-12
at Gainesville: 5-12
Neutral: 3-1
Biggest Win: 42 points (45-3, 1990 in Knoxville)
Biggest Loss: 39 points (59-20, 2007 in Gainesville)
Longest Winning Streak: 10 games (1916-53)
Longest Losing Streak: 10 games (2005-Pres.)
Current Streak: Florida 10 games

1916	Tampa	W	24-0
1921	Knoxville	W	9-0
1928	Knoxville	W	13-12
1930	Jacksonville	W	13-6
1932	Jacksonville	W	32-13
1933	Knoxville	W	13-6
1940	Knoxville	W	14-0
1944	Knoxville	W	40-0
1952	Knoxville	W	26-12
1953	Gainesville	W	9-7
1954	Knoxville	L	0-14
1955	Gainesville	W	20-0
1969	Jacksonville	L	13-14
1970	Knoxville	W	38-7
1971	Gainesville	W	20-13
1976	Knoxville	L	18-20
1977	Gainesville	L	17-27
1984	Knoxville	L	30-43
1985	Gainesville	L	10-17
1990	Knoxville	W	45-3
1991	Gainesville	L	18-35
1992	Knoxville	W	31-14
1993	Gainesville	L	34-41
1994	Knoxville	L	0-31
1995	Gainesville	L	37-62
1996	Knoxville	L	29-35
1997	Gainesville	L	20-33
1998	Knoxville (OT)	W	20-17
1999	Gainesville	L	21-23
2000	Knoxville	L	23-27
2001	Gainesville	W	34-32
2002	Knoxville	L	13-30
2003	Gainesville	W	24-10
2004	Knoxville	W	30-28
2005	Gainesville	L	7-16
2006	Knoxville	L	20-21
2007	Gainesville	L	20-59
2008	Knoxville	L	6-30
2009	Gainesville	L	13-23
2010	Knoxville	L	17-31
2011	Gainesville	L	23-33
2012	Knoxville	L	20-37
2013	Gainesville	L	17-31
2014	Knoxville	L	9-10

FLORIDA STATE

(1-1-0)

1958	Knoxville	L	0-10
1998	Tempe	W	23-16

FORDHAM

(1-1-0)

1934	New York	L	12-13
1942	Knoxville	W	40-14

FRESNO STATE

(1-0-0)

2003	Knoxville	W	24-6

FURMAN

(2-0-0)

1941	Knoxville	W	32-6
1942	Knoxville	W	52-7

GEORGE WASHINGTON

(1-0-0)

1933	Washington	W	13-0

GEORGETOWN (KY.)

(3-0-0)

1900	Knoxville	W	12-6
1901	Knoxville	W	12-0
1923	Knoxville	W	13-6

GEORGIA

(21-21-2)
at Knoxville: 11-10-1
at Athens: 10-11-1
Biggest Win: 46 points (46-0, 1936 in Athens)
Biggest Loss: 44 points (44-0, 1981 in Athens)
Longest Winning Streak: 9 games (1989-99)
Longest Losing Streak: 5 games (1909-24)
Current Streak: Georgia 5 games

1899	Knoxville	W	5-0
1903	Knoxville	L	0-5
1906	Athens	T	0-0
1907	Athens	W	15-0
1908	Knoxville	W	10-0
1909	Knoxville	L	0-3
1910	Athens	L	5-35
1922	Athens	L	3-7
1923	Knoxville	L	0-17
1924	Athens	L	0-33
1925	Knoxville	W	12-7
1936	Athens	W	46-0
1937	Knoxville	W	32-0
1968	Knoxville	T	17-17
1969	Athens	W	17-3
1972	Athens	W	14-0
1973	Knoxville	L	31-35
1980	Knoxville	L	15-16
1981	Athens	L	0-44
1988	Athens	L	17-28
1989	Knoxville	W	17-14
1992	Athens	W	34-31
1993	Knoxville	W	38-6
1994	Athens	W	41-23
1995	Knoxville	W	30-27
1996	Athens	W	29-17
1997	Knoxville	W	38-13
1998	Athens	W	22-3
1999	Knoxville	W	37-20
2000	Athens	L	10-21
2001	Knoxville	L	24-26
2002	Athens	L	13-18
2003	Knoxville	L	14-41
2004	Athens	W	19-14
2005	Knoxville	L	14-27
2006	Athens	W	51-33
2007	Knoxville	W	35-14
2008	Athens	L	14-26
2009	Knoxville	W	45-19
2010	Athens	L	14-41
2011	Knoxville	L	12-20
2012	Athens	L	44-51
2013	Knoxville (OT)	L	31-34
2014	Athens	L	32-35

GEORGIA STATE

(1-0-0)

2012	Knoxville	W	51-13

GEORGIA TECH

(24-17-2)

1902	Atlanta	W	10-6
1903	Knoxville	W	11-0
1904	Atlanta	L	0-2
1905	Atlanta	L	0-45
1907	Atlanta	L	4-6
1908	Atlanta	W	6-5
1909	Knoxville	L	0-29
1911	Atlanta	L	0-24
1946	Knoxville	W	13-9
1947	Atlanta	L	0-27
1948	Atlanta	W	13-6
1949	Knoxville	L	13-30
1954	Atlanta	L	7-28
1955	Knoxville	T	7-7
1956	Atlanta	W	6-0
1957	Knoxville	W	21-6
1958	Atlanta	L	7-21
1959	Knoxville	L	7-14
1960	Atlanta	L	7-14
1961	Knoxville	W	10-6
1962	Atlanta	L	0-17
1963	Knoxville	L	7-23
1964	Atlanta	W	22-14
1965	Knoxville	W	21-7
1966	Atlanta	L	3-6
1967	Knoxville	W	24-13
1968	Atlanta	W	24-7
1969	Knoxville	W	26-8
1970	Atlanta	W	17-6
1971	Knoxville	W	10-6
1972	Atlanta	W	34-3
1973	Knoxville	W	20-14
1976	Atlanta	W	42-7
1977	Knoxville	L	8-24
1979	Knoxville	W	31-0
1980	Atlanta	W	23-10
1981	Knoxville	W	10-7
1982	Atlanta	L	21-31
1983	Knoxville	W	37-3
1984	Atlanta	W	24-21
1985	Knoxville	T	6-6
1986	Atlanta	L	13-14
1987	Knoxville	W	29-15

HAWAII

(2-0-0)

1972	Knoxville	W	34-2
1975	Honolulu	W	28-6

HOUSTON

(2-1-0)

1953	Houston	L	19-33
1965	Knoxville	W	17-8
1998	Knoxville	W	42-7

HOWARD

(2-0-0)

1910	Birmingham	W	17-0
1941	Knoxville	W	28-6

INDIANA

(1-0-0)

1987	Atlanta	W	27-22

IOWA

(2-1-0)

1982	Atlanta	L	22-28
1987	East Rutherford	W	23-22
2014	Jacksonville	W	45-28

IOWA STATE

(1-0-0)

1982	Knoxville	W	23-21

KANSAS

(2-0-0)

1973	Memphis	W	28-27
1974	Knoxville	W	17-3

KANSAS STATE

(0-1-0)

2000	Dallas	L	21-35

KENTUCKY

(77-24-9)
at Knoxville: 41-10-6
at Lexington: 36-14-3
Biggest Win: 52 points (52-0, 1994 in Knoxville)
Biggest Loss: 56 points (56-0, 1893 in Knoxville)
Longest Winning Streak: 26 games (1985-2010)
Longest Losing Streak: 4 games (1909-12)
Current Streak: Tennessee 3 games

AS KENTUCKY A&M

1893	Knoxville	L	0-56
1899	Knoxville	W	12-0
1901	Knoxville	W	5-0
1906	Lexington	L	0-21
1907	Knoxville	T	0-0

AS KENTUCKY STATE

1908	Knoxville	W	7-0
1909	Lexington	L	0-17
1910	Knoxville	L	0-10
1911	Lexington	L	0-12
1912	Knoxville	L	6-13
1913	Lexington	W	13-7
1914	Knoxville	W	23-6
1915	Lexington	L	0-6
1916	Knoxville	T	0-0

AS KENTUCKY

1919	Lexington	L	0-13
1920	Knoxville	W	14-7
1921	Lexington	T	0-0
1922	Knoxville	W	14-7
1923	Lexington	W	18-0
1924	Knoxville	L	6-27
1925	Lexington	L	20-23
1926	Knoxville	W	6-0
1927	Lexington	W	20-0
1928	Knoxville	T	0-0
1929	Lexington	T	6-6
1930	Knoxville	W	8-0
1931	Lexington	T	6-6
1932	Knoxville	W	26-0
1933	Lexington	W	27-0
1934	Knoxville	W	19-0
1935	Lexington	L	0-27
1936	Knoxville	W	7-6
1937	Lexington	W	13-0
1938	Knoxville	W	46-0
1939	Lexington	W	19-0
1940	Knoxville	W	33-0
1941	Lexington	W	20-7
1942	Knoxville	W	26-0
1944	Knoxville	W	26-13
1944	Lexington	W	21-7
1945	Lexington	W	14-0
1946	Knoxville	W	7-0
1947	Lexington	W	13-6
1948	Knoxville	T	0-0
1949	Lexington	W	6-0

1950	Knoxville	W	7-0
1951	Lexington	W	28-0
1952	Knoxville	T	14-14
1953	Lexington	L	21-27
1954	Knoxville	L	13-14
1955	Lexington	L	0-23
1956	Knoxville	W	20-7
1957	Lexington	L	6-20
1958	Knoxville	L	2-6
1959	Lexington	L	0-20
1960	Knoxville	T	10-10
1961	Lexington	W	26-16
1962	Knoxville	L	10-12
1963	Lexington	W	19-0
1964	Knoxville	L	7-12
1965	Lexington	W	19-3
1966	Knoxville	W	28-19
1967	Lexington	W	17-7
1968	Knoxville	W	24-7
1969	Lexington	W	31-26
1970	Knoxville	W	45-0
1971	Lexington	W	21-7
1972	Knoxville	W	17-7
1973	Lexington	W	16-14
1974	Knoxville	W	24-7
1975	Lexington	W	17-13
1976	Knoxville	L	0-7
1977	Lexington	L	17-21
1978	Knoxville	W	29-14
1979	Lexington	W	20-17
1980	Knoxville	W	45-14
1981	Lexington	L	10-21
1982	Knoxville	W	28-7
1983	Lexington	W	10-0
1984	Knoxville	L	12-17
1985	Lexington	W	42-0
1986	Knoxville	W	28-9
1987	Lexington	W	24-22
1988	Knoxville	W	28-24
1989	Lexington	W	31-10
1990	Knoxville	W	42-28
1991	Lexington	W	16-7
1992	Knoxville	W	34-13
1993	Lexington	W	48-0
1994	Knoxville	W	52-0
1995	Lexington	W	34-31
1996	Knoxville	W	56-10
1997	Lexington	W	59-31
1998	Knoxville	W	59-21
1999	Lexington	W	56-21
2000	Knoxville	W	59-20
2001	Lexington	W	38-35
2002	Knoxville	W	24-0
2003	Lexington	W	20-7
2004	Knoxville	W	37-31
2005	Lexington	W	27-8
2006	Knoxville	W	17-12
2007	Lexington (4OT)	W	52-50
2008	Knoxville	W	28-10
2009	Lexington (OT)	W	30-24
2010	Knoxville	W	24-14
2011	Lexington	L	7-10
2012	Knoxville	W	37-17
2013	Lexington	W	27-14
2014	Knoxville	W	50-16

KING

(7-0-0)

1897	Knoxville	W	28-0
1899	Knoxville	W	11-5
1900	Knoxville	W	22-0
1901	Knoxville	W	8-0
1902	Knoxville	W	12-0
1912	Knoxville	W	101-0
1914	Knoxville	W	55-3

LOUISIANA-LAFAYETTE

(2-0-0)

AS SOUTHWESTERN LOUISIANA

1992	Knoxville	W	38-3

AS LOUISIANA-LAFAYETTE

2007	Knoxville	W	59-7

LOUISIANA-MONROE

(1-0-0)

2000	Knoxville	W	70-3

LSU

(20-9-3)

at Knoxville: 11-3-1
at Baton Rouge: 8-4-2
Bowl Game: 1-0
SEC Championship: 0-2
Biggest Win: 28 points (28-0, 1940 in Knoxville)
Biggest Loss: 25 points (34-9, 1988 in Knoxville)
Longest Winning Streak: 10 games (1934-59)
Longest Losing Streak: 4 games (2006-Pres.)
Current Streak: LSU 4 games

1925	Knoxville	T	0-0
1926	Baton Rouge	W	14-7
1933	Baton Rouge	L	0-7
1934	Knoxville	W	19-13
1938	Knoxville	W	14-6
1939	Baton Rouge	W	20-0
1940	Knoxville	W	28-0
1941	Baton Rouge	W	13-6
1942	Knoxville	W	26-0
1944	Baton Rouge	W	13-0
1952	Baton Rouge	W	22-3
1953	Knoxville	W	32-14
1959	Knoxville	W	14-13
1964	Baton Rouge	T	3-3
1967	Knoxville	W	17-14
1972	Houston	W	24-17
1974	Baton Rouge	L	10-20
1975	Knoxville	W	24-10
1982	Baton Rouge	T	24-24
1983	Knoxville	W	20-6
1988	Knoxville	L	9-34
1989	Baton Rouge	W	45-39
1992	Baton Rouge	W	20-0
1993	Knoxville	W	42-20
2000	Baton Rouge (OT)	L	31-38
2001	Knoxville	W	26-18
2001	Atlanta	L	20-31
2005	Baton Rouge (OT)	W	30-27
2006	Knoxville	L	24-28
2007	Atlanta	L	21-14
2010	Baton Rouge	L	14-16
2011	Knoxville	L	7-38

LOUISIANA TECH

(2-0-0)

1993	Knoxville	W	50-0
2004	Knoxville	W	42-17

LOUISVILLE

(5-0-0)

1914	Louisville	W	66-0
1953	Knoxville	W	59-6
1987	Knoxville	W	41-10
1991	Louisville	W	28-11
1993	Knoxville	W	45-10

MARSHALL

(2-0-0)

2003	Knoxville	W	34-24
2006	Knoxville	W	33-7

MARYLAND

(5-3-0)

1951	New Orleans	L	13-28
1956	Knoxville	W	34-7
1957	College Park	W	16-0
1974	Memphis	W	7-3
1975	Knoxville	W	26-8
1983	Orlando	W	30-23
1984	El Paso	L	27-28
2002	Atlanta	L	3-30

MARYVILLE

(25-1-1)

1892	Maryville	W	25-0
1893	Knoxville	W	32-0
1902	Knoxville	W	34-0
1903	Knoxville	W	17-0
1904	Knoxville	W	17-0
1906	Knoxville	L	0-11
1907	Knoxville	W	34-0
1908	Knoxville	W	39-5
1910	Knoxville	W	13-0
1911	Knoxville	W	22-5
1912	Knoxville	W	38-0
1913	Knoxville	W	75-0
1916	Knoxville	W	32-6
1919	Knoxville	W	32-2
1920	Knoxville	W	47-0
1921	Maryville	W	7-0
1922	Knoxville	W	21-0
1923	Knoxville	T	14-14
1924	Knoxville	W	28-10
1925	Knoxville	W	13-0
1926	Knoxville	W	6-0
1927	Knoxville	W	7-0
1928	Knoxville	W	41-0
1930	Knoxville	W	54-0
1931	Knoxville	W	33-0
1932	Knoxville	W	60-0
1936	Knoxville	W	34-0

MEMPHIS

(22-1-0)

AS MEMPHIS STATE

1968	Knoxville	W	24-17
1969	Memphis	W	55-16
1972	Memphis	W	38-7
1974	Knoxville	W	34-6
1976	Memphis	W	21-14
1977	Knoxville	W	27-14
1981	Memphis	W	28-9
1982	Knoxville	W	29-3
1984	Knoxville	W	41-9
1985	Memphis	W	17-7
1986	Knoxville	W	33-3
1988	Memphis	W	38-25

1991	Knoxville	W	52-24
1992	Memphis	W	26-21

AS MEMPHIS

1994	Knoxville	W	24-13
1996	Memphis	L	17-21
1999	Knoxville	W	17-16
2000	Memphis	W	19-17
2001	Knoxville	W	49-28
2005	Knoxville	W	20-16
2006	Memphis	W	41-7
2009	Knoxville	W	56-28
2010	Memphis	W	50-14

MERCER

(2-1-0)

1912	Macon	L	14-27
1939	Knoxville	W	17-0
1940	Knoxville	W	49-0

MIAMI (FLA.)

(2-1-0)

1985	New Orleans	W	35-7
2002	Knoxville	L	3-26
2003	Miami	W	10-6

MICHIGAN

(1-0-0)

2001	Orlando	W	45-17

MIDDLE TENNESSEE

(2-0-0)

2002	Knoxville	W	26-3
2011	Knoxville	W	24-0

MINNESOTA

(1-0-0)

1986	Memphis	W	21-14

MISSISSIPPI

(44-20-1)

at Knoxville: 25-5
at Oxford: 3-2
at Memphis: 13-10-1
at Jackson: 3-3
Biggest Win: 49 points (49-0, 1922 in Knoxville)
Biggest Loss: 38 points (0-38, 1969 in Jackson)
Longest Winning Streak: 12, Two times
Longest Losing Streak: 8 games (1959-66)
Current Streak: Ole Miss 1 game

1902	Memphis	W	11-10
1922	Knoxville	W	49-0
1923	Knoxville	W	10-0
1927	Knoxville	W	21-7
1928	Knoxville	W	13-12
1929	Knoxville	W	52-7
1930	Knoxville	W	27-0
1931	Knoxville	W	38-0
1932	Knoxville	W	33-0
1933	Knoxville	W	35-6
1934	Knoxville	W	27-0
1935	Memphis	W	14-13
1936	Memphis	T	0-0
1937	Memphis	W	32-0
1938	Memphis	W	47-0
1942	Memphis	W	14-0
1944	Memphis	W	20-7
1945	Memphis	W	34-0
1946	Memphis	W	18-14
1947	Memphis	L	13-43
1948	Memphis	L	13-16
1949	Memphis	W	35-7
1950	Knoxville	W	35-0
1951	Oxford	W	46-21
1956	Knoxville	W	27-7
1957	Memphis	L	7-14
1958	Knoxville	W	18-16
1959	Memphis	L	7-37
1960	Knoxville	L	3-24
1961	Memphis	L	10-24
1962	Knoxville	L	6-19
1963	Memphis	L	0-20
1964	Knoxville	L	0-30
1965	Memphis	L	13-14
1966	Knoxville	L	7-14
1967	Memphis	W	20-7
1968	Knoxville	W	31-0
1969	Jackson	L	0-38
1972	Knoxville	W	17-0
1973	Jackson	L	18-28
1974	Memphis	W	29-17
1975	Memphis	L	6-23
1976	Knoxville	W	32-6
1977	Memphis	L	14-43
1978	Knoxville	W	41-17
1979	Jackson	L	20-44
1980	Memphis	L	9-20
1981	Knoxville	W	28-20
1982	Jackson	W	30-17
1983	Knoxville	L	10-13
1984	Jackson	W	41-17
1985	Knoxville	W	34-14
1986	Jackson	W	22-10
1987	Knoxville	W	55-13
1988	Oxford	W	20-12
1989	Knoxville	W	33-21
1990	Memphis	W	22-13
1991	Knoxville	W	36-25
1996	Memphis	W	41-3
1997	Knoxville	W	31-17
2004	Oxford	W	21-17
2005	Knoxville	W	27-10
2009	Oxford	L	17-42
2010	Knoxville	W	52-14
2014	Oxford	L	3-34

MISSISSIPPI STATE

(28-16-1)

at Knoxville: 13-7-0
at Starkville: 5-5-0
at Memphis: 9-4-1
SEC Championship: 1-0-0
Biggest Win: 38 points (59-21, 2003 in Knoxville)
Biggest Loss: 48 points (48-0, 1910 in Starkville)
Longest Winning Streak: 6 games (1995-2008)
Longest Losing Streak: 4 games (1910-20)
Current Streak: Mississippi State 1 game

AS MISSISSIPPI A&M

1907	Memphis	W	11-4
1910	Starkville	L	0-48
1915	Knoxville	L	0-14
1919	Knoxville	L	0-6
1920	Starkville	L	7-13
1921	Memphis	W	14-7
1922	Memphis	W	31-3
1923	Memphis	W	7-3
1924	Memphis	L	2-7
1925	Knoxville	W	14-9
1926	Starkville	W	33-0
1932	Knoxville	W	31-0

AS MISSISSIPPI STATE

1933	Knoxville	W	20-0
1934	Knoxville	W	14-0
1948	Knoxville	L	6-21
1949	Knoxville	W	10-0
1950	Starkville	L	0-7
1951	Knoxville	W	14-0
1952	Memphis	W	14-7
1953	Knoxville	L	0-26
1954	Memphis	W	19-7
1955	Knoxville	L	7-13
1957	Knoxville	W	14-9
1958	Memphis	W	13-8
1959	Knoxville	W	22-6
1960	Memphis	T	0-0
1961	Knoxville	W	17-3
1962	Memphis	L	6-7
1963	Knoxville	L	0-7
1964	Memphis	W	14-13
1971	Memphis	W	10-7
1978	Memphis	L	21-34
1979	Memphis	L	9-28
1986	Knoxville	L	23-27
1987	Starkville	W	38-10
1990	Starkville	W	40-7
1991	Knoxville	W	26-24
1994	Starkville	L	21-24
1995	Knoxville	W	52-14
1998	Atlanta	W	24-14
2002	Starkville	W	35-17
2003	Knoxville	W	59-21
2007	Starkville	W	33-21
2008	Knoxville	W	34-3
2012	Starkville	L	31-41

MISSOURI

(0-3-0)

at Knoxville: 0-2-0
at Columbia: 1-0-0
Biggest Win: None
Biggest Loss: 28 points (31-3, 2013 in Columbia)
Longest Winning Streak: None
Longest Losing Streak: 3 games (2012-Pres.)
Current Streak: Missouri 3 games

2012	Knoxville (4OT)	L	48-51
2013	Columbia	L	3-31
2014	Knoxville	L	21-29

MOONEY SCHOOL

(2-0-0)

1910	Knoxville	W	7-0
1911	Knoxville	W	27-0

MONTANA

(1-0-0)

2011	Knoxville	W	42-16

NASHVILLE

(2-1-1)

1901	Nashville	L	5-16
1902	Nashville	W	10-0
1903	Nashville	W	10-0
1904	Knoxville	T	0-0

NEBRASKA
(0-2-0)

1997	Miami	L	17-42
1999	Tempe	L	21-31

UNLV
(2-0-0)

1996	Knoxville	W	62-3
2004	Knoxville	W	42-17

NEW MEXICO
(2-0-0)

1983	Knoxville	W	31-6
1986	Knoxville	W	35-21

NEW YORK UNIVERSITY
(1-0-0)

1931	New York	W	13-0

NORTHWESTERN
(1-0-0)

1996	Orlando	W	48-28

NORTH CAROLINA
(20-11-1)

1893	Chapel Hill	L	0-60
1897	Knoxville	L	0-16
1900	Knoxville	L	5-22
1908	Knoxville	W	12-0
1909	Knoxville	L	0-3
1919	Knoxville	T	0-0
1926	Knoxville	W	34-0
1927	Chapel Hill	W	26-0
1930	Knoxville	W	9-7
1931	Chapel Hill	W	7-0
1932	Knoxville	W	20-7
1934	Chapel Hill	W	19-7
1935	Knoxville	L	13-38
1936	Chapel Hill	L	6-14
1945	Knoxville	W	20-6
1946	Knoxville	W	20-14
1947	Chapel Hill	L	6-20
1948	Knoxville	L	7-14
1949	Chapel Hill	W	35-6
1950	Knoxville	W	16-0
1951	Chapel Hill	W	27-0
1952	Knoxville	W	41-14
1953	Chapel Hill	W	20-6
1954	Knoxville	W	26-20
1955	Chapel Hill	W	48-7
1956	Knoxville	W	20-0
1957	Chapel Hill	W	35-0
1958	Knoxville	L	7-21
1959	Chapel Hill	W	29-7
1960	Knoxville	W	27-14
1961	Chapel Hill	L	21-22
2010	Nashville (2OT)	L	27-30

NORTH CAROLINA STATE
(2-1-0)

1911	Raleigh	L	0-16
1939	Raleigh	W	13-0
2012	Atlanta	W	35-21

NORTHERN ILLINOIS
(1-0-0)

2008	Knoxville	W	13-9

NORTH TEXAS
(0-1-0)

1975	Knoxville	L	14-21

NOTRE DAME
(4-4-0)

1978	South Bend	L	14-31
1979	Knoxville	W	40-18
1990	Knoxville	L	29-34
1991	South Bend	W	35-34
1999	Knoxville	W	38-14
2001	South Bend	W	28-18
2004	Knoxville	L	13-17
2005	South Bend	L	21-41

OHIO
(1-0-0)

2009	Knoxville	W	34-23

OHIO STATE
(1-0-0)

1995	Orlando	W	20-14

OKLAHOMA
(1-2-0)

1938	Miami	W	17-0
1967	Miami	L	24-26
2014	Norman	L	10-34

OKLAHOMA STATE
(1-0-0)

1995	Knoxville	W	31-0

OREGON
(0-2-0)

2010	Knoxville	L	13-48
2013	Eugene	L	14-59

OREGON STATE
(1-0-1)

1977	Knoxville	W	41-10
1978	Knoxville	T	13-13

PACIFIC
(1-0-0)

1990	Knoxville	W	55-7

PENN STATE
(2-3-0)

1971	Knoxville	W	31-11
1972	Knoxville	W	28-21
1992	Tempe	L	17-42
1994	Orlando	L	13-31
2007	Tampa	L	10-20

PITTSBURGH
(0-2-0)

1980	Knoxville	L	6-30
1983	Knoxville	L	3-13

PURDUE
(0-1-0)

1979	Houston	L	22-27

RHODES
(3-0-0)
AS SOUTHWESTERN

1911	Knoxville	W	22-0
1935	Knoxville	W	20-0
1940	Memphis	W	41-0

RICE
(2-1-0)

1946	Miami	L	0-8
1966	Knoxville	W	23-3
1968	Houston	W	52-0

RICHMOND
(1-0-0)

1963	Knoxville	W	34-6

RUTGERS
(3-1-0)

1979	Knoxville	L	7-13
1983	East Rutherford	W	7-0
1985	Knoxville	W	40-0
2002	Knoxville	W	35-14

SEWANEE
(12-10-0)

1891	Chattanooga	L	0-24
1892	Sewanee	L	0-54
1892	Knoxville	L	0-10
1899	Sewanee	L	0-51
1902	Knoxville	W	6-0
1903	Knoxville	L	0-17
1904	Knoxville	L	0-12
1905	Sewanee	L	6-11
1906	Knoxville	L	0-17
1912	Chattanooga	L	6-33
1913	Chattanooga	L	6-17
1914	Chattanooga	W	14-7
1916	Chattanooga	W	17-0
1920	Chattanooga	W	20-0
1921	Knoxville	W	21-0
1922	Chattanooga	W	18-7
1926	Knoxville	W	12-0
1927	Knoxville	W	32-12
1928	Knoxville	W	37-0
1937	Knoxville	W	32-0
1938	Knoxville	W	26-3
1939	Knoxville	W	40-0

SOUTH ALABAMA
(1-0-0)

2013	Knoxville	W	31-24

SOUTH CAROLINA
(24-7-2)

at Knoxville: 15-2
at Columbia: 9-5-2
Biggest Win: 54 points (54-0, 1929 in Knoxville)
Biggest Loss: 24 points (24-0, 1903 in Columbia)
Longest Winning Streak: 12 games (1993-2004)
Longest Losing Streak: 3 games (2010-12)
Current Streak: Tennessee 2 games

1903	Columbia	L	0-24
1916	Knoxville	W	26-0
1919	Columbia	T	6-6

1929	Knoxville	W	54-0
1942	Columbia	T	0-0
1965	Knoxville	W	24-3
1966	Knoxville	W	29-17
1969	Knoxville	W	29-14
1970	Columbia	W	20-18
1971	Knoxville	W	35-6
1992	Columbia	L	23-24
1993	Knoxville	W	55-3
1994	Columbia	W	31-22
1995	Knoxville	W	56-21
1996	Columbia	W	31-14
1997	Knoxville	W	22-7
1998	Columbia	W	49-14
1999	Knoxville	W	30-7
2000	Columbia	W	17-14
2001	Knoxville	W	17-10
2002	Columbia	W	18-10
2003	Knoxville (OT)	W	23-20
2004	Columbia	W	43-29
2005	Knoxville	L	15-16
2006	Columbia	W	31-24
2007	Knoxville (OT)	W	27-24
2008	Columbia	L	6-27
2009	Knoxville	W	31-13
2010	Columbia	L	24-38
2011	Knoxville	L	3-14
2012	Columbia	L	35-38
2013	Knoxville	W	23-21
2014	Columbia (OT)	W	45-42

SOUTHERN CALIFORNIA

(0-4-0)

1939	Pasadena	L	0-14
1944	Pasadena	L	0-25
1980	Knoxville	L	17-20
1981	Los Angeles	L	7-43

SOUTHERN METHODIST

(1-0-0)

1970	Knoxville	W	28-3

SOUTHERN MISSISSIPPI

(5-0-0)

AS MISSISSIPPI SOUTHERN

1950	Knoxville	W	56-0

AS SOUTHERN MISSISSIPPI

1995	Knoxville	W	42-0
1997	Knoxville	W	44-20
2000	Knoxville	W	19-16
2007	Knoxville	W	39-19

SYRACUSE

(3-0-0)

1966	Jacksonville	W	18-12
1998	Syracuse	W	34-33
2001	Knoxville	W	33-9

TAMPA

(2-0-0)

1960	Knoxville	W	62-7
1967	Tampa	W	38-0

TEMPLE

(2-0-0)

1944	Knoxville	W	27-14
1990	Knoxville	W	41-20

TENNESSEE-MARTIN

(1-0-0)

2010	Knoxville	W	50-0

TENNESSEE MEDICAL SCHOOL

(1-0-1)

1911	Memphis	T	0-0
1912	Memphis	W	62-0

TENNESSEE MILITARY INSTITUTE

(1-0-0)

1907	Knoxville	W	30-0

TENNESSEE SCHOOL FOR DEAF

(1-0-0)

1905	Knoxville	W	16-6

TENNESSEE TECH

(5-0-0)

1947	Knoxville	W	49-0
1948	Knoxville	W	41-0
1949	Knoxville	W	36-6
1950	Knoxville	W	48-14
1951	Knoxville	W	68-0

TEXAS

(1-2-0)

1950	Dallas	W	20-14
1952	Dallas	L	0-16
1968	Dallas	L	13-36

TEXAS A&M

(2-0-0)

at Knoxville: 0-0
at College Station: 0-0
Biggest Win: 31 points (38-7, 2004 in Dallas)
Biggest Loss: None
Longest Winning Streak: 2 games (1957-Present)
Longest Losing Streak: None
Current Streak: Tennessee 2 games

1957	Jacksonville	W	3-0
2004	Dallas	W	38-7

TCU

(2-0-0)

1973	Knoxville	W	39-7
1976	Knoxville	W	31-0

UTEP

(2-0-0)

1986	Knoxville	W	26-16
1990	Knoxville	W	56-0

TEXAS TECH

(1-1-0)

1973	Jacksonville	L	19-28
1997	Knoxville	W	52-17

TRANSYLVANIA

(4-1-0)

AS KENTUCKY UNIVERSITY

1899	Knoxville	W	41-0
1901	Knoxville	L	0-6
1909	Knoxville	W	11-0

AS TRANSYLVANIA

1920	Knoxville	W	49-0
1927	Knoxville	W	57-0

TROY

(1-0-0)

2012	Knoxville	W	55-48

TULANE

(4-1-0)

1923	Knoxville	W	13-2
1924	New Orleans	L	7-26
1962	Knoxville	W	28-16
1963	New Orleans	W	26-0
1967	Knoxville	W	35-14

TULSA

(5-0-0)

1942	New Orleans	W	14-7
1961	Knoxville	W	52-6
1965	Houston	W	27-6
1971	Knoxville	W	38-3
1974	Knoxville	W	17-10

TUSCULUM

(3-0-0)

1915	Knoxville	W	21-0
1916	Knoxville	W	33-0
1919	Knoxville	W	29-6

UCLA

(7-6-2)

1965	Memphis	W	37-34
1967	Los Angeles	L	16-20
1968	Knoxville	W	42-18
1970	Knoxville	W	28-17
1974	Knoxville	T	17-17
1975	Los Angeles	L	28-34
1978	Knoxville	L	0-13
1985	Knoxville	T	26-26
1989	Pasadena	W	24-6
1991	Knoxville	W	30-16
1994	Pasadena	L	23-25
1996	Knoxville	W	35-20
1997	Pasadena	W	30-24
2008	Pasadena (OT)	L	24-27
2009	Knoxville	L	15-19

UTAH

(3-0-0)

1975	Knoxville	W	40-7
1979	Knoxville	W	51-18
1984	Knoxville	W	27-21

UTAH STATE

(1-0-0)

2014	Knoxville	W	38-7

VANDERBILT

(74-29-5)
at Knoxville: 37-11-1
at Nashville: 37-18-4
Biggest Win: 65 points (65-0, 1994 in Nashville)
Biggest Loss: 51 points (51-0, 1909 in Nashville)
Longest Winning Streak: 22 games (1983-2004)
Longest Losing Streak: 9 games (1901-13)
Current Streak: Tennessee 1 game

1892	Nashville	L	4-22
1892	Knoxville	L	0-12
1900	Nashville	T	0-0
1901	Nashville	L	0-22
1902	Knoxville	L	5-12
1903	Nashville	L	0-40
1904	Nashville	L	0-22
1905	Knoxville	L	0-45
1908	Nashville	L	9-16
1909	Nashville	L	0-51
1910	Nashville	L	0-18
1913	Nashville	L	6-7
1914	Nashville	W	16-14
1915	Nashville	L	0-35
1916	Knoxville	W	10-6
1919	Nashville	T	3-3
1920	Knoxville	L	0-20
1921	Nashville	L	0-14
1922	Knoxville	L	6-14
1923	Nashville	L	7-51
1925	Nashville	L	7-34
1926	Nashville	L	3-20
1927	Knoxville	T	7-7
1928	Nashville	W	6-0
1929	Knoxville	W	13-0
1930	Nashville	W	13-0
1931	Knoxville	W	21-7
1932	Nashville	T	0-0
1933	Knoxville	W	33-6
1934	Nashville	W	13-6
1935	Knoxville	L	7-13
1936	Nashville	W	26-13
1937	Knoxville	L	7-13
1938	Nashville	W	14-0
1939	Knoxville	W	13-0
1940	Nashville	W	20-0
1941	Knoxville	W	26-7
1942	Nashville	W	19-7
1945	Knoxville	W	45-0
1946	Nashville	W	7-6
1947	Knoxville	W	12-7
1948	Nashville	L	6-28
1949	Knoxville	W	26-20
1950	Nashville	W	43-0
1951	Knoxville	W	35-27
1952	Nashville	W	46-0
1953	Knoxville	W	33-6
1954	Nashville	L	0-26
1955	Knoxville	W	20-14
1956	Nashville	W	27-7
1957	Knoxville	W	20-6
1958	Nashville	W	10-6
1959	Knoxville	L	0-14
1960	Nashville	W	35-0
1961	Knoxville	W	41-7
1962	Nashville	W	30-0
1963	Knoxville	W	14-0
1964	Nashville	L	0-7
1965	Knoxville	W	21-3
1966	Nashville	W	28-0
1967	Knoxville	W	41-14
1968	Nashville	W	10-7
1969	Knoxville	W	40-27
1970	Nashville	W	24-6
1971	Knoxville	W	19-7
1972	Nashville	W	30-10
1973	Knoxville	W	20-17
1974	Nashville	T	21-21
1975	Knoxville	L	14-17
1976	Nashville	W	13-10
1977	Knoxville	W	42-7
1978	Nashville	W	41-15
1979	Knoxville	W	31-10
1980	Nashville	W	51-13
1981	Knoxville	W	38-34
1982	Nashville	L	21-28
1983	Knoxville	W	34-24
1984	Nashville	W	29-13
1985	Knoxville	W	30-0
1986	Nashville	W	35-20
1987	Knoxville	W	38-36
1988	Nashville	W	14-7
1989	Knoxville	W	17-10
1990	Nashville	W	49-20
1991	Knoxville	W	45-0
1992	Nashville	W	29-25
1993	Knoxville	W	62-14
1994	Nashville	W	65-0
1995	Knoxville	W	12-7
1996	Nashville	W	14-7
1997	Knoxville	W	17-10
1998	Nashville	W	41-0
1999	Knoxville	W	38-10
2000	Nashville	W	28-26
2001	Knoxville	W	38-0
2002	Nashville	W	24-0
2003	Knoxville	W	48-0
2004	Nashville	W	38-33
2005	Knoxville	L	24-28
2006	Nashville	W	39-10
2007	Knoxville	W	25-24
2008	Nashville	W	20-10
2009	Knoxville	W	31-16
2010	Nashville	W	24-10
2011	Knoxville (OT)	W	27-21
2012	Nashville	L	18-41
2013	Knoxville	L	10-14
2014	Nashville	W	24-17

VILLANOVA

(1-0-0)

1945	Knoxville	W	33-2

VIRGINIA

(3-1-0)

1927	Knoxville	W	42-0
1940	Knoxville	W	41-14
1980	Knoxville	L	13-16
1990	New Orleans	W	23-22

VIRGINIA MILITARY

(0-1-0)

1923	Knoxville	L	0-33

VIRGINIA TECH

(5-3-0)

1896	Knoxville	W	6-4
1897	Roanoke	W	18-0
1899	Knoxville	L	0-5
1911	Blacksburg	L	11-36
1933	Knoxville	W	27-0
1937	Knoxville	W	27-0
1994	Gainesville	W	45-23
2009	Atlanta	L	14-37

WAKE FOREST

(6-3-0)

1892	Knoxville	L	6-10
1893	Winston-Salem	L	0-64
1937	Knoxville	W	32-0
1945	Knoxville	W	7-6
1946	Knoxville	L	6-19
1962	Knoxville	W	23-0
1970	Memphis	W	41-7
1972	Knoxville	W	45-6
1985	Knoxville	W	31-29

WASHINGTON & LEE

(5-0-0)

1899	Knoxville	W	11-0
1928	Knoxville	W	26-7
1929	Roanoke	W	39-0
1950	Knoxville	W	27-20
1951	Knoxville	W	60-14

WASHINGTON STATE

(4-1-0)

1980	Knoxville	W	35-23
1982	Knoxville	W	10-3
1984	Knoxville	W	34-27
1988	Knoxville	L	24-52
1994	Knoxville	W	10-9

WESTERN KENTUCKY

(2-0-0)

2009	Knoxville	W	63-7
2013	Knoxville	W	52-20

WICHITA STATE

(1-0-0)

1981	Knoxville	W	24-21

WILLIAM & MARY

(1-0-0)

1945	Knoxville	W	48-13

WISCONSIN

(2-0-0)

1981	East Rutherford	W	28-21
2008	Tampa	W	21-17

WOFFORD

(1-0-0)

1952	Knoxville	W	50-0

WYOMING

(2-1-0)

1999	Knoxville	W	42-17
2002	Nashville	W	47-7
2008	Knoxville	L	7-13

RECORDS

OVERTIME RECORDS

ALL-TIME OVERTIME GAMES (11-5)

Date	Opponent	OTs	1st Poss.	Game-Winning Score	Final Score
Sept. 19, 1998	Florida	1	Offense*	Jeff Hall 41 field goal	W, 20-17
Sept. 30, 2000	at LSU	1	Defense*	Robert Royal 25 pass from Rohan Davey (John Corbello kick)	L, 31-38
Oct. 5, 2002	Arkansas	6	Offense	Jason Witten 25 pass from Casey Clausen+	W, 41-38
Sept. 27, 2003	South Carolina	1	Defense*	James Banks 4 pass from Casey Clausen+	W, 23-20
Oct. 25, 2003	at Alabama	5	Offense	Casey Clausen 1 run (James Banks pass from Casey Clausen)	W, 51-43
Sept. 26, 2005	at LSU	1	Defense*	Gerald Riggs, Jr. 1 run+	W, 30-27
Oct. 27, 2007	South Carolina	1	Offense	Daniel Lincoln 27 field goal	W, 27-24
Nov. 24, 2007	at Kentucky	4	Defense*	Quintin Hancock 40 pass from Erik Ainge (Austin Rogers pass from Ainge)	W, 52-50
Sept. 1, 2008	at UCLA	1	Defense*	Kai Forbath 42 field goal	L, 24-27
Nov. 28, 2009	at Kentucky	1	Defense*	Montario Hardesty 20 run+	W, 30-24
Sept. 25, 2010	UAB	2	Offense	Denarius Moore 25 pass from Matt Simms+	W, 32-29
Dec. 30, 2010	vs. North Carolina#	2	Defense*	Casey Barth 23 field goal+	L, 27-30
Nov. 19, 2011	Vanderbilt	1	Defense*	Eric Gordon 90 INT return+	W, 27-21
Nov. 10, 2012	Missouri	4	Defense*	Andrew Baggett 35 field goal+	L, 48-51
Oct. 5, 2013	Georgia	1	Offense*	Marshall Morgan 42 field goal+	L, 31-34
Nov. 1, 2014	at South Carolina	1	Offense	Aaron Medley 32 field goal	W, 45-42

**Won coin toss +Game-ending play #Bowl game*

OVERTIME TEAM RECORDS

Record in OT: 11-5 (Tied with Missouri (11-5) for most OT wins all-time in NCAA history)

Most OT Periods: 6 vs. Arkansas, Oct. 5, 2002

Longest Game (Elapsed Time): 4:43 at Kentucky, Nov. 24, 2007

Points: 31 at Alabama, Oct. 25, 2003

Opponent Points: 23 at Alabama, Oct. 25, 2003; Missouri, Nov. 10, 2012

Points, Both Teams: 54 (UT 31, Alabama 23), Oct. 25, 2003

Fewest Points: 0 at LSU, Sept. 30, 2000; at UCLA, Sept. 1, 2008

Fewest Points, Both Teams: 3 (UT 3, Florida 0), Sept. 19, 1998; (UT 3, South Carolina 0), Oct. 27, 2007; (UCLA 3, UT 0), Sept. 1, 2008; (UT 3, South Carolina 0), Nov. 1, 2014

Touchdowns: 4 at Alabama, Oct. 25, 2003

Total Offense Plays: 21 at Alabama, Oct. 25, 2003 (105 yards)

Total Offense Yards: 105 at Alabama, Oct. 25, 2003 (21 plays)

Rushing Attempts: 13 at Alabama, Oct. 25, 2003 (40 yards)

Rushing Yards: 40 at Alabama, Oct. 25, 2003 (13 attempts)

Pass Attempts: 16 vs. Missouri, Nov. 10, 2012 (9 completions, 72 yards, 2 touchdowns)

Pass Completions: 9 vs. Missouri, Nov. 10, 2012 (for 72 yards)

Passing Yards: 77 at Kentucky, Nov. 24, 2007 (6-of-9)

Field Goals Attempted: 2 vs. Arkansas, Oct. 5, 2002 (2 made)

Field Goals Made: 2 vs. Arkansas, Oct. 5, 2002 (2 attempts)

Longest Drive, Plays: 7 vs. Arkansas, Oct. 5, 2002 (11 yards, Philip Newman 31 field goal made)

Shortest Drive, Plays: 1 vs. Arkansas, Oct. 5, 2002 (25 yards, Jason Witten 25 pass from Casey Clausen); vs. Arkansas, Oct. 5, 2002 (25 yards, Tony Brown 25 pass from Casey Clausen); at Alabama, Oct. 25, 2003 (25 yards, James Banks 25 pass from Casey Clausen); vs. UAB, Sept. 25, 2010 (25 yards, Denarius Moore 25 pass from Matt Simms)

Shortest Drive, Yards: minus-7 vs. Arkansas, Oct. 5, 2002 (1 play, Derrick Tinsley rush and fumble lost)

Opponent Longest Drive, Plays: 6, Arkansas, Oct. 5, 2002 (12 yards, O'Donohoe 29 field goal made); at Alabama, Oct. 25, 2003 (25 yards, Dre Fulgham 6 TD pass from Brodie Croyle)

Opponent Shortest Drive, Plays: 1, LSU, Sept. 30, 2000 (25 yards, Robert Royal 25 pass from Rohan Davey)

Opponent Shortest Drive, Yards: minus-15, at South Carolina, Nov. 1, 2014 (4 plays, Elliott Fry 58-yard field goal attempt)

OVERTIME INDIVIDUAL RECORDS

Points: 14, James Banks at Alabama, Oct. 25, 2003 (2 TDs, 1 PAT)

Touchdowns: 2, James Banks at Alabama, Oct. 25, 2003

Rushing Attempts: 5, Jabari Davis vs. Arkansas, Oct. 5, 2002 (23 yards); Jabari Davis at Alabama, Oct. 25, 2003 (11 yards)

Rushing Yards: 23, Jabari Davis vs. Arkansas, Oct. 5, 2002 (5 attempts)

Longest Rushing Play: 20, Montario Hardesty at Kentucky, Nov. 28, 2009

Longest Rushing Touchdown: 20 yards, Montario Hardesty at Kentucky, Nov. 28, 2009

Passing Attempts: 15, Tyler Bray vs. Missouri, Nov. 10, 2012 (8 completions)

Passing Completions: 8, Tyler Bray vs. Missouri, Nov. 10, 2012 (15 attempts)

Passing Yards: 77, Erik Ainge at Kentucky, Nov. 24, 2007 (6-of-9); Tyler Bray vs. Missouri, Nov. 10, 2012 (8-of-15)

Longest Pass Completion: 40, Erik Ainge to Quintin Hancock (TD) at Kentucky, Nov. 24, 2007 (1st-and-10 from the 40-yard line) **

Longest Passing Touchdown: 40, Erik Ainge to Quintin Hancock at Kentucky, Nov. 24, 2007 (1st-and-10 from the 40-yard line) **

Receptions: 2, Cedrick Wilson at LSU, Sept. 30, 2000 (16 yards); James Banks at Alabama, Oct. 25, 2003 (30 yards); Gerald Jones at Kentucky, Nov. 24, 2007 (20 yards); Denarius Moore vs. UAB, Sept. 25, 2010 (31 yards); Cordarrelle Patterson vs. Missouri, Nov, 10, 2012 (31 yards); Rajion Neal vs. Missouri, Nov. 10, 2012 (12 yards); Zach Rogers vs. Missouri, Nov. 10, 2012 (10 yards); Marlin Lane vs. Missouri, Nov. 10, 2012 (6 yards)

Receiving Yards: 40, Quintin Hancock at Kentucky, Nov. 24, 2007 (1 reception) **

Field Goals Attempted: 2, Philip Newman vs. Arkansas, Oct. 5, 2002 (2 made)

Field Goals Made: 2, Philip Newman vs. Arkansas, Oct. 5, 2002 (2 attempts)

Longest Field Goal Made: 41, Jeff Hall vs. Florida, Sept. 19, 1998

*** Believed to be longest offensive-gaining play in NCAA overtime history.*

VOLS ON TELEVISION

Tennessee's first appearance on television came during the 1951 national championship season when the Vols defeated SEC rival Alabama by a 27-13 margin at Birmingham. The game was carried on WAPI-TV, a local CBS affiliate.

Date	Opponent	Score	WLT	Ntwk
1951			**1-0**	
Oct. 20	at Alabama	27-13	W	CBS
1952			**0-1**	
Jan. 1	Texas (Cotton Bowl)	0-16	L	NBC
1953			**0-0-1**	
Oct. 17	at Alabama	0-0	T	NBC
1956			**0-1**	
Jan. 1	Baylor (Sugar Bowl)	7-13	L	ABC
1957			**1-0**	
Dec. 28	Texas A&M (Gator Bowl)	3-0	W	CBS
1958			**0-1**	
Sept. 27	at Auburn	0-13	L	NBC
1961			**0-1**	
Oct. 21	at Alabama	3-34	L	ABC
1962			**0-1**	
Oct. 20	Alabama	7-27	L	CBS
1964			**0-0-1**	
Oct. 24	at LSU	3-3	T	NBC
1965			**1-1**	
Nov. 13	Mississippi (Memphis)	13-14	L	NBC
Dec. 18	Tulsa (Bluebonnet Bowl)	27-6	W	NBC
1966			**2-1**	
Oct. 8	at Georgia Tech	3-6	L	ABC
Nov. 19	Kentucky	28-19	W	ABC
Dec. 31	Syracuse (Gator Bowl)	18-12	W	ABC
1967			**1-1**	
Oct. 14	Georgia Tech	24-13	W	ABC
Jan. 1	Oklahoma (Orange Bowl)	24-26	L	NBC
1968			**1-1-1**	
Sept. 14	Georgia	17-17	T	ABC
Oct. 19	Alabama	10-9	W	ABC
Jan. 1	Texas (Cotton Bowl)	13-36	L	CBS
1969			**1-1**	
Sept. 27	Auburn	45-19	W	ABC
Dec. 27	Florida (Gator Bowl)	13-14	L	NBC
1970			**2-0**	
Oct. 24	Florida	38-7	W	ABC
Jan. 1	Air Force (Sugar Bowl)	34-13	W	ABC
1971			**2-1**	
Sept. 25	Auburn	9-10	L	ABC
Dec. 4	Penn St.	31-11	W	ABC
Dec. 20	Arkansas (Liberty Bowl)	14-13	W	ABC
1972			**0-2**	
Sept. 9	at Georgia Tech	34-3	W	ABC
Dec. 30	LSU (Bluebonnet Bowl)	24-17	W	Mizlou
1973			**0-3**	
Oct. 20	at Alabama	21-42	L	ABC
Nov. 17	at Mississippi	18-28	L	ABC
Dec. 29	Texas Tech (Gator Bowl)	19-28	L	ABC
1974			**0-1-1**	
Sept. 7	UCLA	17-17	T	ABC
Dec. 16	Maryland (Liberty Bowl)	7-3	W	ABC
1975			**0-1**	
Sept. 20	at UCLA	28-34	L	ABC
1976			**0-2**	
Sept. 25	at Auburn	28-38	L	ABC
Oct. 16	Alabama	13-20	L	ABC
1978			**0-1**	
Sept. 30	at Auburn	10-29	L	ABC
1979			**0-1**	
Dec. 31	Purdue (Bluebonnet Bowl)	22-27	L	Mizlou
1980			**0-1**	
Oct. 18	Alabama	0-27	L	ABC
1981			**1-0**	
Dec. 13	Wisconsin (Garden St. Bowl)	28-21	W	Mizlou
1982			**0-2**	
Oct. 23	at Georgia Tech	21-31	L	ABC
Dec. 31	Iowa (Peach Bowl)	22-28	L	CBS
1983			**4-1**	
Oct. 8	LSU	20-6	W	TBS
Nov. 12	Mississippi	10-13	L	TBS
Nov. 19	at Kentucky	10-0	W	CBS
Nov. 26	Vanderbilt	34-24	W	CBS
Dec. 17	Maryland (Citrus Bowl)	30-23	W	Mizlou/ESPN
1984			**1-2**	
Sept. 29	at Auburn	10-29	L	TBS
Dec. 1	at Vanderbilt	29-13	W	TBS
Dec. 22	Maryland (Sun Bowl)	27-28	L	CBS
1985			**6-0-2**	
Sept. 14	UCLA	26-26	T	ABC
Sept. 28	Auburn	38-20	W	ABC
Oct. 19	at Alabama	16-14	W	TBS
Oct. 26	Georgia Tech	6-6	T	ESPN
Nov. 16	Mississippi	34-14	W	TBS
Nov. 23	at Kentucky	42-0	W	TBS
Nov. 30	Vanderbilt	30-0	W	TBS
Jan. 1	Miami (Fla.) (Sugar Bowl)	35-7	W	ABC
1986			**2-4**	
Sept. 13	Mississippi St.	23-27	L	TBS
Sept. 27	at Auburn	8-34	L	ABC
Oct. 18	Alabama	28-56	L	ABC
Oct. 25	at Georgia Tech	13-14	L	TBS
Nov. 15	at Mississippi	22-10	W	TBS
Dec. 29	Minnesota (Liberty Bowl)	21-14	W	Raycom
1987			**5-2-1**	
Aug. 30	Iowa (Kickoff Classic)	23-22	W	ABC
Sept. 12	at Mississippi St.	38-10	W	TBS
Sept. 26	Auburn	20-20	T	TBS
Oct. 3	California	38-12	W	TBS
Oct. 17	at Alabama	22-41	L	ESPN
Oct. 31	at Boston College	18-20	L	GAIFN
Nov. 28	Vanderbilt	38-36	W	WZTV
Jan. 2	Indiana (Peach Bowl)	27-22	W	Mizlou
1988			**0-3**	
Sept. 3	at Georgia	17-28	L	ESPN
Sept. 17	LSU	9-34	L	TBS
Sept. 24	at Auburn	6-38	L	CBS
1989			**8-1**	
Sept. 9	at UCLA	24-6	W	VideoSeat
Sept. 30	Auburn	21-14	W	CBS
Oct. 7	Georgia	17-14	W	ESPN
Oct. 21	at Alabama	30-47	L	CBS
Oct. 28	at LSU	45-39	W	TBS
Nov. 18	Ole Miss	33-21	W	VideoSeat
Nov. 25	at Kentucky	31-10	W	ESPN
Dec. 2	Vanderbilt	17-10	W	TBS
Jan. 1	Arkansas (Cotton Bowl)	31-27	W	CBS
1990			**8-2-2**	
Aug. 26	Colorado (Pigskin Classic)	31-31	T	NBC
Sept. 1	Pacific	55-7	W	VideoSeat
Sept. 8	at Mississippi St.	40-7	W	TBS
Sept. 29	at Auburn	26-26	T	ESPN
Oct. 13	Florida	45-3	W	ESPN
Oct. 20	Alabama	6-9	L	ESPN
Nov. 3	Temple	41-20	W	VideoSeat
Nov. 10	Notre Dame	29-34	L	CBS
Nov. 17	Mississippi (Memphis)	22-13	W	CBS
Nov. 24	Kentucky	42-28	W	TBS
Dec. 1	at Vanderbilt	49-20	W	VideoSeat
Jan. 1	Virginia (Sugar Bowl)	23-22	W	ABC
1991			**9-3**	
Sept. 5	at Louisville	28-11	W	ESPN
Sept. 14	UCLA	30-16	W	TBS
Sept. 21	Mississippi St.	26-24	W	TBS
Sept. 28	Auburn	30-21	W	ESPN
Oct. 12	at Florida	18-35	L	ESPN
Oct. 19	at Alabama	19-24	L	ABC
Nov. 2	Memphis	52-24	W	VideoSeat
Nov. 9	at Notre Dame	35-34	W	NBC
Nov. 16	Ole Miss	36-25	W	VideoSeat
Nov. 23	at Kentucky	16-7	W	TBS
Nov. 30	Vanderbilt	45-0	W	SpSouth
Jan. 1	Penn State (Fiesta Bowl)	17-42	L	NBC

1992			7-3	
Sept. 12	at Georgia	34-31	W	ABC
Sept. 19	Florida	31-14	W	ABC
Sept. 26	Cincinnati	40-0	W	VideoSeat
Oct. 3	at LSU	20-0	W	ESPN
Oct. 10	Arkansas	24-25	L	JP
Oct. 17	Alabama	10-17	L	ABC
Oct. 31	at South Carolina	23-24	L	JP
Nov. 14	at Memphis	26-21	W	VideoSeat
Nov. 28	at Vanderbilt	29-25	W	VideoSeat
Jan. 1	Boston College (H of F Bowl)	38-23	W	ESPN

1993			9-2-1	
Sept. 4	Louisiana Tech	50-0	W	VideoSeat
Sept. 11	Georgia	38-6	W	ESPN
Sept. 18	at Florida	34-41	L	ABC
Sept. 25	LSU	42-20	W	JP
Oct. 2	Duke	52-19	W	VideoSeat
Oct. 9	at Arkansas	28-14	W	JP
Oct. 16	at Alabama	*17-17	T	ABC
Oct. 30	South Carolina	55-3	W	JP
Nov. 6	Louisville	45-10	W	ABC
Nov. 20	at Kentucky	48-0	W	ESPN
Nov. 27	Vanderbilt	62-14	W	JP
Jan. 1	Penn State (Citrus Bowl)	13-31	L	ABC

Game later forfeited to UT as result of NCAA sanctions.

1994			5-4	
Sept. 3	at UCLA	23-25	L	ABC
Sept. 10	at Georgia	41-23	W	ESPN
Sept. 17	Florida	0-31	L	ESPN
Sept. 24	at Mississippi St.	21-24	L	JP
Oct. 8	Arkansas	38-21	W	VideoSeat
Oct. 15	Alabama	13-17	L	ESPN
Nov. 19	Kentucky	52-0	W	JP
Nov. 26	at Vanderbilt	65-0	W	JP
Dec. 30	Virginia Tech (Gator Bowl)	45-23	W	TBS

1995			11-1	
Sept. 2	East Carolina	27-7	W	VideoSeat
Sept. 9	Georgia	30-27	W	ESPN
Sept. 16	at Florida	37-62	L	ABC
Sept. 23	Mississippi St.	52-14	W	ABC
Sept. 30	Oklahoma State	31-0	W	VideoSeat
Oct. 7	at Arkansas	49-31	W	VideoSeat
Oct. 14	at Alabama	41-14	W	ESPN
Oct. 28	South Carolina	56-21	W	JP
Nov. 4	Southern Miss	42-0	W	VideoSeat
Nov. 18	at Kentucky	34-31	W	JP
Nov. 25	Vanderbilt	12-7	W	JP
Jan. 1	Ohio State (Citrus Bowl)	20-14	W	ABC

1996			10-2	
Aug. 31	UNLV	62-3	W	VideoSeat
Sept. 7	UCLA	35-20	W	CBS
Sept. 21	Florida	29-35	L	CBS
Oct. 3	Mississippi (Memphis)	41-3	W	ESPN
Oct. 12	at Georgia	29-17	W	ESPN
Oct. 26	Alabama	20-13	W	CBS
Nov. 2	at South Carolina	31-14	W	JP
Nov. 9	at Memphis	17-21	L	CBS
Nov. 16	Arkansas	55-14	W	JP
Nov. 23	Kentucky	56-10	W	CBS
Nov. 30	at Vanderbilt	14-7	W	ESPN
Jan. 1	Northwestern (Citrus Bowl)	48-28	W	ABC

1997			11-2	
Aug. 30	Texas Tech	52-17	W	ESPN
Sept. 6	at UCLA	30-24	W	ABC
Sept. 20	at Florida	20-33	L	CBS
Oct. 4	Mississippi	31-17	W	CBS
Oct. 11	Georgia	38-13	W	CBS
Oct. 18	at Alabama	38-21	W	ESPN
Nov. 1	South Carolina	22-7	W	JP
Nov. 8	Southern Miss	44-20	W	VideoSeat
Nov. 15	at Arkansas	30-22	W	ESPN2
Nov. 22	at Kentucky	59-31	W	ESPN2/JP
Nov. 29	Vanderbilt	17-10	W	CBS
Dec. 6	Auburn (SEC Championship)	30-29	W	ABC
Jan. 2	Nebraska (Orange Bowl)	17-42	L	CBS

1998			13-0	
Sept. 5	at Syracuse	34-33	W	ESPN
Sept. 19	Florida	(ot) 20-17	W	CBS
Sept. 26	Houston	42-7	W	VideoSeat
Oct. 3	at Auburn	17-9	W	CBS
Oct. 10	at Georgia	22-3	W	CBS
Oct. 24	Alabama	35-18	W	CBS
Oct. 31	at South Carolina	49-14	W	JP
Nov. 7	UAB	37-13	W	VideoSeat
Nov. 14	Arkansas	28-24	W	CBS
Nov. 21	Kentucky	59-21	W	CBS
Nov. 28	at Vanderbilt	41-0	W	ESPN2/JP
Dec. 5	Miss. State (SEC Championship)	24-14	W	ABC
Jan. 4	Florida St. (Fiesta Bowl)	23-16	W	ABC

1999			9-3	
Sept. 4	Wyoming	42-17	W	ESPN2
Sept. 18	at Florida	21-23	L	CBS
Sept. 25	Memphis	17-16	W	VideoSeat
Oct. 2	Auburn	24-0	W	ESPN
Oct. 9	Georgia	37-20	W	ESPN
Oct. 23	at Alabama	21-7	W	CBS
Oct. 30	South Carolina	30-7	W	VideoSeat
Nov. 6	Notre Dame	38-14	W	ESPN
Nov. 13	at Arkansas	24-28	L	JP
Nov. 20	at Kentucky	56-21	W	JP
Nov. 27	Vanderbilt	38-10	W	CBS
Jan. 2	Nebraska (Fiesta Bowl)	21-31	L	ABC

2000			8-4	
Sept. 2	Southern Miss.	19-16	W	ESPN
Sept. 16	Florida	23-27	L	CBS
Sept. 23	UL-Monroe	70-3	W	VideoSeat
Sept. 30	at LSU	(ot) 31-38	L	ESPN
Oct. 7	at Georgia	10-21	L	ESPN
Oct. 21	Alabama	20-10	W	CBS
Oct. 28	at South Carolina	17-14	W	JP
Nov. 4	at Memphis	19-17	W	Fox
Nov. 11	Arkansas	63-20	W	JP
Nov. 18	Kentucky	59-20	W	JP
Nov. 25	at Vanderbilt	28-26	W	JP
Jan. 1	Kansas State (Cotton Bowl)	21-35	L	Fox

2001			11-2	
Sept. 1	Syracuse	33-9	W	ESPN2
Sept. 8	at Arkansas	13-3	W	ESPN2
Sept. 29	LSU	26-18	W	ESPN
Oct. 6	Georgia	24-26	L	CBS
Oct. 20	at Alabama	35-24	W	CBS
Oct. 27	South Carolina	17-10	W	ESPN2
Nov. 3	at Notre Dame	28-18	W	NBC
Nov. 10	Memphis	49-28	W	VideoSeat
Nov. 17	at Kentucky	38-35	W	JP
Nov. 24	Vanderbilt	38-0	W	CBS
Dec. 1	at Florida	34-32	W	CBS
Dec. 8	LSU (SEC Championship)	20-31	L	CBS
Jan. 1	Michigan (Citrus Bowl)	45-17	W	ABC

2002			8-5	
Aug. 31	Wyoming (Nashville)	47-7	W	ESPN2
Sept. 7	MTSU	26-3	W	VideoSeat
Sept. 21	Florida	13-30	L	CBS
Sept. 28	Rutgers	35-14	W	VideoSeat
Oct. 5	Arkansas	(6 ot) 41-38	W	ESPN
Oct. 12	at Georgia	13-18	L	CBS
Oct. 26	Alabama	14-34	L	ESPN
Nov. 2	at South Carolina	18-10	W	CBS
Nov. 9	Miami (Fla.)	3-26	L	CBS
Nov. 16	at Mississippi St.	35-17	W	JP
Nov. 23	at Vanderbilt	24-0	W	JP
Nov. 30	Kentucky	24-0	W	JP
Dec. 31	Maryland (Peach Bowl)	3-30	L	ESPN

2003			10-3	
Aug. 30	Fresno State	24-6	W	ESPN2
Sept. 6	Marshall	34-24	W	ESPN2
Sept. 20	at Florida	24-10	W	CBS
Sept. 27	South Carolina	(ot) 23-20	W	ESPN
Oct. 4	at Auburn	21-28	L	ESPN
Oct. 11	Georgia	14-41	L	ESPN2
Oct. 25	at Alabama	(5 ot) 51-43	W	CBS
Nov. 1	Duke	23-6	W	VideoSeat
Nov. 8	at Miami (Fla.)	10-6	W	ABC
Nov. 15	Mississippi State	59-21	W	JP
Nov. 22	Vanderbilt	48-0	W	VideoSeat
Nov. 29	at Kentucky	20-7	W	JP
Jan. 2	Clemson (Peach Bowl)	14-27	L	ESPN

2004			10-3	
Sept. 5	UNLV	42-17	W	ESPN
Sept. 18	Florida	30-28	W	CBS
Sept. 25	Louisiana Tech	42-17	W	VideoSeat
Oct. 2	Auburn	10-34	L	ESPN
Oct. 9	at Georgia	19-14	W	CBS
Oct. 16	at Mississippi	21-17	W	ESPN2

Oct. 23	Alabama	17-13	W	CBS
Oct. 30	at South Carolina	43-29	W	JP
Nov. 6	Notre Dame	13-17	L	CBS
Nov. 20	at Vanderbilt	38-33	W	JP
Nov. 27	Kentucky	37-31	W	JP
Dec. 4	Auburn (SEC Championship)	28-38	L	CBS
Jan. 1	Texas A&M (Cotton Bowl)	38-7	W	Fox

2005 **4-6**

Sept. 3	UAB	17-10	W	JP
Sept. 17	at Florida	7-16	L	CBS
Sept. 26	at LSU	30-27	W	ESPN2
Oct. 1	Mississippi	27-10	W	JP
Oct. 8	Georgia	14-27	L	CBS
Oct. 22	at Alabama	3-6	L	CBS
Oct. 29	South Carolina	15-16	L	ESPN2
Nov. 5	at Notre Dame	21-41	L	NBC
Nov. 12	Memphis	20-16	W	VideoSeat
Nov. 19	Vanderbilt	24-28	L	JP
Nov. 26	at Kentucky	27-8	W	JP

2006 **9-4**

Sept. 2	California	35-18	W	ESPN
Sept. 9	Air Force	31-30	W	VideoSeat
Sept. 16	Florida	20-21	L	CBS
Sept. 23	Marshall	33-7	W	VideoSeat
Sept. 30	at Memphis	41-7	W	ESPN
Oct. 7	at Georgia	51-33	W	ESPN
Oct. 21	Alabama	16-13	W	CBS
Oct. 28	at South Carolina	31-24	W	ESPN
Nov. 4	LSU	24-28	L	CBS
Nov. 11	at Arkansas	14-31	L	ESPN2
Nov. 18	at Vanderbilt	39-10	W	LFN
Nov. 25	Kentucky	17-12	W	LFN
Jan. 1	Penn State (Outback Bowl)	10-20	L	ESPN

2007 **10-4**

Sept. 1	California	31-45	L	ABC
Sept. 8	Southern Miss	39-19	W	VideoSeat
Sept. 15	at Florida	20-59	L	CBS
Sept. 22	Arkansas State	48-27	W	VideoSeat
Oct. 6	Georgia	35-14	W	CBS
Oct. 13	at Mississippi State	33-21	W	VideoSeat
Oct. 20	Alabama	17-41	L	LF
Oct. 27	South Carolina	27-24	W	ESPN
Nov. 3	Louisiana Lafayette	59-7	W	VideoSeat
Nov. 10	Arkansas	34-13	W	LF
Nov. 17	Vanderbilt	25-24	W	VideoSeat
Nov. 24	at Kentucky	(5 ot) 52-50	W	CBS
Dec. 1	LSU	14-21	L	CBS
Jan. 1	Wisconsin (Outback Bowl)	21-17	W	ESPN

2008 **5-7**

Sept. 1	at UCLA	(ot) 24-27	L	ESPN
Sept. 13	UAB	35-3	W	Raycom
Sept. 20	Florida	6-30	L	CBS
Sept. 27	at Auburn	12-14	L	CBS
Oct. 11	at Georgia	14-26	L	CBS
Oct. 4	Northern Illinois	13-9	W	VideoSeat
Oct. 18	Mississippi State	34-3	W	VideoSeat
Oct. 25	Alabama	9-29	L	ESPN
Nov. 1	at South Carolina	6-27	L	ESPN2
Nov. 8	Wyoming	7-13	L	VideoSeat
Nov. 22	at Vanderbilt	20-10	W	Raycom
Nov. 29	Kentucky	28-10	W	ESPN2

2009 **7-6**

Sept. 5	Western Kentucky	63-7	W	SEC-N
Sept. 12	UCLA	15-19	L	ESPN
Sept. 19	at Florida	13-23	L	CBS
Sept. 26	Ohio	34-23	W	VideoSeat
Oct. 3	Auburn	22-26	L	ESPN
Oct. 10	Georgia	45-19	W	SEC
Oct. 24	at Alabama	10-12	L	CBS
Oct. 31	South Carolina	31-13	W	ESPN
Nov. 7	Memphis	56-28	W	ESPNU
Nov. 14	at Mississippi	17-42	L	CBS
Nov. 21	Vanderbilt	31-16	W	ESPNU
Nov. 28	at Kentucky	(ot) 30-24	W	ESPNU
Dec. 31	Va. Tech (Chick-fil-A Bowl)	14-37	L	ESPN

2010 **6-7**

Sept. 4	UT Martin	50-0	W	VideoSeat
Sept. 11	Oregon	13-48	L	ESPN2
Sept. 18	Florida	17-31	L	CBS
Sept. 25	UAB	(2 ot) 32-29	W	SEC
Oct. 2	at LSU	14-16	L	CBS
Oct. 9	at Georgia	14-41	L	SEC
Oct. 23	Alabama	10-41	L	ESPN
Oct. 30	at South Carolina	24-38	L	SEC
Nov. 6	at Memphis	50-14	W	CBS-C
Nov. 13	Mississippi	52-14	W	CBS
Nov. 20	at Vanderbilt	24-10	W	CSS
Nov. 27	Kentucky	24-14	W	SEC
Dec. 30	UNC (Music City Bowl)	(2ot) 27-30	L	ESPN

2011 **5-7**

Sept. 3	Montana	42-16	W	VideoSeat
Sept. 10	Cincinnati	45-23	W	ESPN2
Sept. 17	at Florida	23-33	L	CBS
Oct. 1	Buffalo	41-10	W	CSS
Oct. 8	Georgia	12-20	L	ESPN2
Oct. 15	LSU	7-38	L	CBS
Oct. 22	at Alabama	6-37	L	ESPN2
Oct. 29	South Carolina	3-14	L	ESPN2
Nov. 5	Middle Tennessee	24-0	W	FSN
Nov. 12	at Arkansas	7-49	L	ESPN2
Nov. 19	Vanderbilt	(ot) 27-21	W	ESPNU
Nov. 26	at Kentucky	7-10	L	SEC

2012 **5-7**

Aug. 31	vs. NC State (Atlanta, Ga.)	35-21	W	ESPNU
Sept. 8	Georgia State	51-13	W	VideoSeat
Sept. 15	Florida	20-37	L	ESPN
Sept. 22	Akron	47-26	W	CSS
Sept. 29	at Georgia	44-51	L	CBS
Oct. 13	at Mississippi State	31-41	L	ESPN2
Oct. 20	Alabama	13-44	L	ESPN
Oct. 27	at South Carolina	35-38	L	ESPN
Nov. 3	Troy	55-48	W	FSN
Nov. 10	Missouri	(4 ot) 48-51	L	SEC-N
Nov. 17	at Vanderbilt	18-41	L	ESPN2
Nov. 24	Kentucky	37-17	W	SEC

2013 **5-7**

Aug. 31	Austin Peay	45-0	W	VideoSeat
Sept. 7	Western Kentucky	52-20	W	SEC TV
Sept. 14	Oregon	14-59	L	ABC
Sept. 21	Florida	17-31	L	CBS
Sept. 28	South Alabama	31-24	W	SEC TV
Oct. 5	Georgia	(ot) 31-34	L	CBS
Oct. 19	South Carolina	23-21	W	ESPN
Oct. 26	at Alabama	10-45	L	CBS
Nov. 2	at Missouri	3-31	L	ESPN
Nov. 9	Auburn	23-55	L	ESPN
Nov. 23	Vanderbilt	10-14	L	ESPN2
Nov. 30	at Kentucky	17-14	W	ESPNU

2014 **7-6**

Aug. 31	Utah State	38-7	W	SECN
Sept. 6	Arkansas State	34-19	W	SECN
Sept. 13	at Oklahoma	10-34	L	ABC
Sept. 27	at Georgia	32-35	L	ESPN
Oct. 4	Florida	9-10	L	SECN
Oct. 11	Chattanooga	45-10	W	SECN
Oct. 18	at Ole Miss	3-34	L	ESPN
Oct. 25	Alabama	20-34	L	ESPN2
Nov. 1	at South Carolina	(ot) 45-42	W	SECN
Nov. 15	Kentucky	50-16	W	SECN
Nov. 22	Missouri	21-29	L	ESPN
Nov. 29	at Vanderbilt	24-17	W	SECN
Jan. 2	Iowa (TaxSlayer Bowl)	45-28	W	ESPN

RECORD PER TV NETWORK

ABC: 28-25-3	***^Raycom/LFS/JP:*** 38-6
CSS: 3-0	***NBC:*** 3-7-3
CBS: 35-41	***SEC/SEC TV:*** 7-4
ESPN: 36-29-2	***SEC Network:*** 6-1
ESPN2: 14-13	***TBS:*** 17-5-1
ESPNU: 6-0	***PPV/VideoSeat:*** 45-1
FOX: 2-1	***Other:*** 4-2
FSN: 2-0	***Total: 245-135-9***

^Jefferson Pilot became Lincoln Financial Sports for the 2006 season. Lincoln Financial Sports became Raycom Sports for the 2008 season.

**The UT-Kentucky 1997 and UT-Vanderbilt 1998 games were simulcast on ESPN2/JP and are counted on both networks.*

MARGINS/STREAKS

■ MARGINS OF VICTORY/DEFEAT 1891-1936

WINS

Year	Opponent	Score	Margin
1905	American University	104-0	104
1912	King	101-0	101
1915	Carson-Newman	101-0	101
1915	Cumberland	101-0	101
1913	Athens	95-0	95
1914	Carson-Newman	89-0	89
1915	Centre	80-0	80
1913	Maryville	75-0	75
1929	Carson-Newman	73-0	73
1912	Centre	67-0	67
1914	Chattanooga	67-0	67
1914	Louisville	66-0	66
1932	Maryville	60-0	60

LOSSES

Year	Opponent	Score	Margin
1893	Duke	0-70	70
1893	Wake Forest	0-64	64
1893	North Carolina	0-60	60
1893	Kentucky	0-56	56
1892	Sewanee	0-54	54
1906	Alabama	0-51	51
1909	Vanderbilt	0-51	51
1910	Mississippi A&M	0-48	48
1899	Sewanee	0-46	46
1905	Georgia Tech	0-45	45

■ MARGINS OF VICTORY/DEFEAT 1937-PRES.

Wins

Year	Opponent	Score	Margin
1951	Tennessee Tech	68-0	68
2000	Louisiana-Monroe	70-3	67
1994	at Vanderbilt	65-0	65
1996	UNLV	62-3	59

Losses

Year	Opponent	Score	Margin
2013	at Oregon	14-59	45
1981	at Georgia	0-44	44
2011	at Arkansas	7-49	42
2007	at Florida	20-59	39
1969	at Mississippi	0-38	38
1981	at Southern California	7-43	36

■ CONSECUTIVE VICTORIES

23—Final two games of 1937 through the regular season of 1939 (Broken by 14-0 loss to Southern California in the 1940 Rose Bowl)

20—Last 10 games of 1950 through the regular season of 1951. (Broken by 28-13 loss to Maryland in the 1952 Sugar Bowl)

14—Entire 1998 13-game season through one game of 1999. (Broken by 23-21 loss at Florida)

14—Last six games of 1930 through eight games of 1931. (Broken by 6-6 tie at Kentucky)

12—Final games of 1913 through second game of 1915. (Broken by 3-0 home loss to Clemson)

■ CONSECUTIVE SEC VICTORIES

20—Final two SEC games of 1937 through the regular season of 1940. (Broken by 9-2 loss to Alabama in 1941)

17—Final seven SEC games of 1997 through the SEC Championship Game of 1998. (Broken by 23-21 loss at Florida in 1999)

■ CONSECUTIVE HOME VICTORIES

30—Final game of 1928 season though the second game of 1933. (Broken by 12-6 loss to Alabama)

23—Fourth game of the 1996 season through first game of 2000. (Broken by 27-23 loss to Florida)

22—First game of 1938 season through the second game of 1941. (Broken by 9-2 loss to Alabama)

20—Last game of 1949 season through the fifth game of 1952. (Broken by 14-14 tie to Kentucky)

■ CONSECUTIVE SEC HOME VICTORIES

15—Second game in 1996 through the end of 1999 season. (Broken by 27-23 loss to Florida)

11—First game of 1938 season though the end of 1940. (Broken by 9-2 loss to Alabama)

■ CONSECUTIVE VICTORIES AWAY FROM NEYLAND STADUM

10—Last two away games of 1937 through last away game of 1939. (Broken by 0-14 loss in the 1939 Rose Bowl to Southern Cal)

7—Second away game of 1950 through the last away game of 1951. (Broken by 13-28 loss in the 1951 Sugar Bowl to Maryland)

7—Second away game of 1995 through third away game of 1996. (Broken by 17-21 loss to Memphis)

7—Entire 1998 season. (Broken by 21-23 loss to Florida in 1999)

■ CONSECUTIVE SEC ROAD VICTORIES

11 — Last SEC road game of 1937 through last SEC road game of 1941 (Broken by 0-0 tie at South Carolina Sept. 26, 1942)

7 — Alabama game 1997 through Vanderbilt 1998 (Broken by 23-21 loss at Florida Sept. 18, 1999)

7 — Arkansas game 1995 through Vanderbilt game 1996 (Broken by 33-20 loss at Florida Sept. 20, 1997)

7 — Last SEC road game of 1950 through last SEC road game of 1952 (Broken by 0-0 tie at Alabama Oct. 17, 1953)

6 — Kentucky game 1965 through Kentucky game 1967 (Broken by 28-14 loss to Auburn in Birmingham Nov. 9, 1968)

6 — South Carolina game 2000 through Florida game 2001 (Broken by 18-13 loss at Georgia Oct. 12, 2002)

6 — Alabama game 2003 through Vanderbilt game 2004 (Broken by 16-7 loss at Florida Sept. 17, 2005)

■ CONSECUTIVE LOSSES

6—First six games of 1988. (Broken by 38-25 road victory against Memphis State)

6—Last four games of 1954 through first two games of 1955. (Broken by 13-0 home victory against Chattanooga)

6—Six games of 1909. (Broken by 0-0 road tie with Chattanooga)

6—Last two games of 1892 through first four games of 1893. (Broken by 32-0 home victory against Maryville)

5—Last five games of 1924. (Broken by 51-0 home victory against Emory & Henry in 1925)

5—Five games of 1904. (Broken by 23-0 road victory against Grant)

■ CONSECUTIVE SEC LOSSES

8—Kentucky game 2011 through Vanderbilt game 2012 (Broken by 37-17 home victory against Kentucky Nov. 24, 2012)

6—Florida game 2011 through Arkansas game 2011 (Broken by 27-21 OT home victory against Vanderbilt Nov. 19, 2011)

6— Alabama game 1954 through Mississippi State game 1955 (Broken by 20-0 win at Alabama Oct. 15, 1955)

5— Auburn game 1977 through Kentucky game 1977 (Broken by 42-7 win at Vanderbilt Nov. 26, 1977)

■ CONSECUTIVE HOME LOSSES

4—First four home games of 1988. (Broken by 10-7 home victory against Boston College)

4—Last two home games of 1954 through first two home games of 1955. (Broken by 13-0 home victory against Chattanooga)

4—Second through the fifth home game of 1909. (Broken by 11-0 home victory against Transylvania)

4—Three home games of 1892 through first home game of 1893. (Broken by 32-0 home victory against Maryville)

■ CONSECUTIVE SEC HOME LOSSES

5— Mississippi game 1962 through Georgia Tech game 1963 (Broken by 14-0 win over Vanderbilt Nov. 30, 1962)

4— Georgia game 2005 through Florida game 2006 (Broken by 16-13 win over Alabama Oct. 21, 2006)

4— Alabama game 1954 through Mississippi State game 1955 (Broken by 7-7 tie with Georgia Tech Nov. 5, 1955)

■ CONSECUTIVE LOSSES AWAY FROM NEYLAND STADIUM

8—Last four away games of 2012 to first four games of 2013 (Broken with win at Kentucky, Nov. 30, 2013)

7—Four away games of 1977 through first three away games of 1978. (Broken by 41-15 away victory against Vanderbilt)

6—Last three away games of 1912 through first three away games of 1913. (Broken by 13-7 away victory against Kentucky State)

5—The 2010 Music City Bowl through Kentucky game 2011 (Broken by a 38-22 win over NC State in Atlanta, Ga. on Aug. 31, 2012)

5—The 1946 Orange Bowl through first four away games of 1947. (Broken by 13-6 away victory against Kentucky)

■ CONSECUTIVE SEC ROAD LOSSES

11—Florida game 2011 through Missouri game 2013 (Broken with 27-14 win at Kentucky, Nov. 30, 2013)

6— Alabama game 1977 through Mississippi State game 1978 (Broken by 41-15 win at Vanderbilt Dec. 2, 1978)

4— Georgia game 1981 through Auburn game 1982 (Broken by 24-24 tie at LSU Oct. 9, 1982)

PROGRAM MILESTONES

VICTORIES

No.	Date	Score	Opponent	Place
1	Oct. 15, 1892	25-0	Maryville	Maryville
50	Oct. 17, 1908	7-0	Kentucky State	Knoxville
100	Nov. 6, 1920	49-0	Transylvania	Knoxville
150	Oct. 27, 1928	26-7	Washington & Lee	Knoxville
200	Oct. 13, 1934	27-0	Mississippi	Knoxville
250	Nov. 16, 1940	41-14	Virginia	Knoxville
300	Oct. 16, 1948	21-6	Alabama	Knoxville
350	Oct. 15, 1955	20-0	Alabama	Birmingham
400	Nov. 9, 1963	26-0	Tulane	New Orleans
450	Oct. 3, 1970	48-3	Army	Knoxville
500	Nov. 22, 1975	17-13	Kentucky	Lexington
550	Nov. 26, 1983	34-24	Vanderbilt	Knoxville
600	Jan. 1, 1990	31-27	Arkansas	Dallas (Cotton)
650	Oct. 7, 1995	49-31	Arkansas	Fayetteville
700	Sept. 2, 2000	19-16	Southern Mississippi	Knoxville
750	Oct. 1, 2005	27-10	Mississippi	Knoxville
800	Aug. 31, 2013	45-0	Austin Peay	Knoxville

LOSSES

No.	Date	Score	Opponent	Place
1	Nov. 21, 1891	24-0	Sewanee	Chattanooga
50	Nov. 6, 1909	51-0	Vanderbilt	Nashville
100	Oct. 19, 1935	25-0	Alabama	Knoxville
150	Sept. 27, 1958	13-0	Auburn	Birmingham
200	Dec. 29, 1973	28-19	Texas Tech	Jacksonville (Gator)
250	Oct. 13, 1984	43-30	Florida	Knoxville
300	Dec. 31, 2002	30-3	Maryland	Atlanta (Peach)
350	Oct. 13, 2012	41-31	Mississippi State	Starkville

ALL-TIME VICTORIES (FBS PROGRAMS)

1.	Michigan	915	328	36	.729	1279
2.	Notre Dame	882	310	42	.732	1234
3.	Texas	881	346	33	.712	1260
4.	Nebraska	874	361	40	.702	1274
5.	Ohio State	863	319	53	.720	1235
6.	Oklahoma	850	317	53	.718	1220
	Alabama	850	325	43	.716	1218
8.	Penn State	849	376	41	.687	1266
9.	**Tennessee**	**811**	**367**	**53**	**.680**	**1231**
10.	So.California	805	327	54	.702	1188
11.	Georgia	777	410	54	.648	1241
12.	LSU	761	401	47	.649	1209
13.	Auburn	734	421	47	.630	1202
14.	West Virginia	719	477	45	.598	1241
15.	Virginia Tech	711	452	46	.607	1209
	Georgia Tech	711	477	43	.595	1231

HOMECOMING

Homecoming festivities at the University of Tennessee bring reunions, parades, corsages, the alumni band and memories of days gone by. But mostly, Homecoming means Volunteer football. Over the years, Homecoming has delivered some of the most exciting gridiron confrontations in UT football history.

The alumni festivities first began in the early years of the 20th century. The inaugural installment came with a victory over Vanderbilt in 1916. Homecoming celebrations for former students—a phenomenon of many campuses at about this time—came to fruition during this period. While a Homecoming had been held in 1916, the following year war conditions and limited transportation caused such activities to be cancelled.

Although the event made a comeback in 1919, it was not until 1925 that the Tennessee Alumni Association organized Homecoming activities in connection with the Mississippi A&M football game. Thereafter, Homecoming occurred each year in conjunction with one of the football games. A major attraction of the festivities was a barbecue, as evidenced by the 15 carcasses of beef and 170 gallons of coffee consumed by the alumni in 1927.

Entering the 2002 campaign, Tennessee had won 18 consecutive Homecoming games dating to a 13-10 loss to Mississippi in 1983. However, the Vols lost to the No. 1-ranked Miami Hurricanes 26-3 in the 2002 Homecoming contest.

ALL-TIME HOMECOMING RESULTS

Date	Opponent	WLT	Score UT	Score Opp.
11/11/1916	Vanderbilt	W	10	6
1917	NO TEAM—WORLD WAR I			
1918	NO TEAM—WORLD WAR I			
11/1/1919	North Carolina	T	0	0
1920	NO HOMECOMING			
1921	NO HOMECOMING			
1922	NO HOMECOMING			
1923	NO HOMECOMING			
1924	NO HOMECOMING			
11/14/1925	Mississippi A&M	W	14	9
11/6/1926	Sewanee	W	12	0
11/12/1927	Vanderbilt	T	7	7
10/27/1928	Washington & Lee	W	26	7
10/19/1929	Alabama	W	6	0
10/25/1930	North Carolina	W	9	7
10/17/1931	Alabama	W	25	0
10/29/1932	Duke	W	16	13
10/21/1933	Alabama	L	6	12
10/27/1934	Duke	W	14	6
10/19/1935	Alabama	L	0	25
10/24/1936	Duke	W	15	13
11/13/1937	Vanderbilt	L	7	13
10/29/1938	Louisiana State	W	14	6
10/21/1939	Alabama	W	21	0
11/23/1940	Kentucky	W	33	0
11/29/1941	Vanderbilt	W	26	7
11/21/1942	Kentucky	W	26	0
1943	NO TEAM—WORLD WAR II			
11/18/1944	Temple	W	27	14
12/1/1945	Vanderbilt	W	45	0
10/19/1946	Alabama	W	12	0
10/4/1947	Duke	L	7	19
10/16/1948	Alabama	W	21	6
11/5/1949	Georgia Tech	L	13	30
11/4/1950	North Carolina	L	16	0
12/1/1951	Vanderbilt	W	35	27
11/26/1952	Florida	W	26	12
11/7/1953	Louisiana State	W	32	14
11/13/1954	Florida	L	0	14
11/5/1955	Georgia Tech	T	7	7
11/3/1956	North Carolina	W	20	0
11/9/1957	Georgia Tech	W	21	6
11/15/1958	Mississippi	W	18	16
11/7/1959	Louisiana State	W	14	13
11/12/1960	Mississippi	L	3	24
10/7/1961	Mississippi State	W	17	3
11/17/1962	Mississippi	L	6	19
10/12/1963	Georgia Tech	L	7	23
11/14/1964	Mississippi	L	0	30
10/9/1965	South Carolina	W	24	3
11/12/1966	Mississippi	L	7	14
11/11/1967	Tulane	W	35	14
11/2/1968	UCLA	W	42	18
11/8/1969	South Carolina	W	29	14
11/21/1970	Kentucky	W	45	0
11/6/1971	South Carolina	W	35	6
11/18/1972	Mississippi	W	17	0
11/3/1973	Georgia	L	31	35
11/23/1974	Kentucky	W	24	7
11/8/1975	Utah	W	40	7
11/13/1976	Mississippi	W	32	6
11/5/1977	Memphis State	W	27	14
11/18/1978	Mississippi	W	41	17
11/3/1979	Rutgers	L	7	13
11/1/1980	Virginia	L	13	16
11/7/1981	Wichita State	W	24	21
11/6/1982	Memphis State	W	29	3
11/12/1983	Mississippi	L	10	13
11/10/1984	Memphis State	W	41	9
11/2/1985	Rutgers	W	40	0
11/8/1986	Memphis State	W	33	3
11/14/1987	Mississippi	W	55	13
11/5/1988	Boston College	W	10	7
10/7/1989	Georgia	W	17	14
10/13/1990	Florida	W	45	3
11/2/1991	Memphis State	W	52	24
9/26/1992	Cincinnati	W	40	0
10/2/1993	Duke	W	52	19
10/1/1994	Washington State	W	10	9
9/30/1995	Oklahoma State	W	31	0
11/16/1996	Arkansas	W	55	14
11/8/1997	Southern Mississippi	W	44	20
11/7/1998	Alabama-Birmingham	W	37	13
9/25/1999	Memphis	W	17	16
9/23/2000	Louisiana-Monroe	W	70	3
11/10/2001	Memphis	W	49	28
11/9/2002	Miami (Fla.)	L	3	26
11/1/2003	Duke	W	23	6
9/25/2004	Louisiana Tech	W	42	17
11/12/2005	Memphis	W	20	16
9/23/2006	Marshall	W	33	7
11/3/2007	Lousiana-Lafayette	W	59	7
11/8/2008	Wyoming	L	7	13
11/7/2009	Memphis	W	56	28
11/13/2010	Mississippi	W	52	14
11/5/2011	Middle Tennessee	W	24	0
11/3/2012	Troy	W	55	48
11/9/2013	Auburn	L	23	55
10/11/2014	Chattanooga	W	45	10

THE RECORD: 70-18-3

TENNESSEE IN THE POLLS

Since the inception of wire service polls, Tennessee has frequently placed among the nation's leaders in the national rankings. The Associated Press poll, which began in 1936, the United Press International poll, running from 1950 until 1991, and the CNN-USA Today poll lasting from 1982 until 1997, when it became the ESPN/USA Today poll, all reflect the lofty standings of the Vols in the eyes of coaches, sports writers and broadcasters.

Tennessee won the 1951 and 1998 national championships in all polls and finished No. 2 in 1938, 1939, 1956, 1967 and 1995. The Vols have been awarded other national championships as determined by different points and ratings systems in effect at the time.

UT earned national titles in 1938 and 1940 according to both the Dunkel and Litkenhous Systems. The Vols were named national champs in 1950 by Dunkel and in 1967 by Litkenhous. The 1951 title was also honored by both the Litkenhous and Williamson Systems.

TENNESSEE AS NO. 1

Tennessee ended the 1951 and 1998 seasons ranked No. 1 in the major wire service polls. The 1998 Vols were crowned national champion by the Associated Press and ESPN/USA Today-Coaches poll, while the 1951 Vols were honored by both the AP and UPI polls. In addition, the Vols have held down the nation's top spot on 15 different occasions in the history of the weekly Associated Press poll and have a 15-0 mark in those games. UT's next game results after an AP No. 1 ranking are listed below.

Poll Date	Next Game Result
Oct. 24, 1939	Tennessee 17, Mercer 0 (Oct. 28)
Oct. 31, 1939	Tennessee 20, Louisiana State 0 (Nov. 4)
Nov. 7, 1939	Tennessee 34, The Citadel 0 (Nov. 11)
Nov. 14, 1939	Tennessee 13, Vanderbilt 0 (Nov. 18)
Oct. 23, 1951	Tennessee 68, Tennessee Tech 0 (Oct. 27)
Oct. 30, 1951	Tennessee 27, North Carolina 0 (Nov. 3)
Nov. 11, 1951	Tennessee 46, Mississippi 21 (Nov. 17)
Nov. 20, 1951	Tennessee 28, Kentucky 0 (Nov. 24)
Nov. 27, 1951	Tennessee 35, Vanderbilt 27 (Dec. 1)
Dec. 4, 1951	Final Poll
Nov. 13, 1956	Tennessee 27, Mississippi 7 (Nov. 17)
Nov. 9, 1998	Tennessee 28, Arkansas 24 (Nov. 14)
Nov. 15, 1998	Tennessee 59, Kentucky 21 (Nov. 21)
Nov. 22, 1998	Tennessee 41, Vanderbilt 0 (Nov. 28)
Nov. 29, 1998	Tennessee 24, Mississippi State 14 (Dec. 5)
Dec. 6, 1998	Tennessee 23, Florida State 16 (Jan. 4, 1999)
Jan. 5, 1999	Final Poll

TENNESSEE VS. NO. 1

In its history, Tennessee has been involved in 12 contests in which the Vols' opponent was ranked No. 1 in the country in the AP Poll.

UT has a 2-10* all-time record when playing the nation's AP top-ranked team. **UT also lost to Florida in 1997, when the Gators were No. 1 in the Coaches Poll.*

The Vols' two victories against a No. 1 team have come against Southeastern Conference foes.

Tennessee, ranked No. 13, edged Louisiana State 14-13 on Nov. 7, 1959, in Knoxville, to knock the Tigers out of the top spot.

On Sept. 28, 1985, the Vols, 0-0-1 and unranked at the time, soundly defeated top-rated Auburn 38-20 in Knoxville. The 1985 Vols went on to win the SEC Championship and finish No. 4 nationally in all polls.

Date	Winner		Loser	
Nov. 7, 1959	**#13 Tennessee**	**14**	**#1 LSU**	**13**
Oct. 20, 1979	#1 Alabama	27	Tennessee	17
Oct. 18, 1980	#1 Alabama	27	Tennessee	0
Sept. 28, 1985	**Tennessee**	**38**	**#1 Auburn**	**20**
Nov. 10, 1990	#1 Notre Dame	34	#9 Tennessee	29
Sept. 17, 1994	#1 Florida	31	#14 Tennessee	0
Nov. 9, 2002	#1 Miami (Fla.)	26	Tennessee	3
Sept. 19, 2009	#1 Florida	23	Tennessee	13
Oct. 24, 2009	#1 Alabama	12	Tennessee	10
Oct. 15, 2011	#1 LSU	38	Tennessee	7
Oct. 20, 2012	#1 Alabama	44	Tennessee	13
Oct. 26, 2013	#1 Alabama	45	Tennessee	10
Sept. 20, 1997	#2* Florida	33	#4 Tennessee	20

** Florida was the #1 team in the Coaches Poll, but #2 in the AP Poll when the teams played in 1997*

TENNESSEE IN THE RANKINGS

1 AP No. 1 Finishes: 2
Coaches' Poll No. 1 Finishes: 2

2 AP No. 2 Finishes: 4
Coaches' Poll No. 2 Finishes: 3

5 AP Top 5 Finishes: 13
Coaches' Poll Top 5 Finishes: 10

10 AP Top 10 Finishes: 23
Coaches' Poll Top 10 Finishes: 18

25 AP Top 25 Finishes: 42
Coaches' Poll Top 25 Finishes: 35

IN A ROW

- Consecutive Top 25 AP Finishes: 11
- Consecutive Top 25 Coaches' Poll Top 5 Finishes: 13

** Coaches voted in the UPI poll until 1991, when they began voting in the CNN-USA Today poll. It became ESPN/USA Today poll in 1997.*

TENNESSEE IN THE FINAL POLLS

1936

Associated Press

1. Minnesota
2. Louisiana State
3. Pittsburgh
4. Alabama
5. Washington
6. Santa Clara
7. Northwestern
8. Notre Dame
9. Nebraska
10. Pennsylvania
11. Duke
12. Yale
13. Dartmouth
14. Duquesne
15. Fordham
16. TCU
17. TENNESSEE
18. Arkansas
18. Navy
20. Marquette

1938

Associated Press

1. TCU
2. TENNESSEE
3. Duke
4. Oklahoma
5. Notre Dame
6. Carnegie Tech
7. Southern California
8. Pittsburgh
9. Holy Cross
10. Minnesota
11. Texas Tech
12. Cornell
13. Alabama
14. California
15. Fordham
16. Michigan
17. Northwestern
18. Villanova
19. Tulane
20. Dartmouth

1939

Associated Press

1. Texas A&M
2. TENNESSEE
3. Southern California
4. Cornell
5. Tulane
6. Missouri
7. UCLA
8. Duke
9. Iowa
10. Duquesne
11. Boston College
12. Clemson
13. Notre Dame
14. Santa Clara
15. Ohio State
16. Georgia Tech
17. Fordham
18. Nebraska
19. Oklahoma
20. Michigan

1940

Associated Press

1. Minnesota
2. Stanford
3. Michigan
4. TENNESSEE
5. Boston College
6. Texas A&M
7. Nebraska
8. Northwestern
9. Mississippi State
10. Washington
11. Santa Clara
12. Fordham
13. Georgetown
14. Pennsylvania
15. Cornell
16. Southern Methodist
17. Hardin-Simmons
18. Duke
19. Lafayette

1941

Associated Press

1. Minnesota
2. Duke
3. Notre Dame
4. Texas
5. Michigan
6. Fordham
7. Missouri
8. Duquesne
9. Texas A&M
10. Navy
11. Northwestern
12. Oregon State
13. Ohio State
14. Georgia
15. Pennsylvania
16. Mississippi State
17. Mississippi
18. TENNESSEE
19. Washington State
20. Alabama

1942

Associated Press

1. Ohio State
2. Georgia
3. Wisconsin
4. Tulsa
5. Georgia Tech
6. Notre Dame
7. TENNESSEE
8. Boston College
9. Michigan
10. Alabama
11. Texas
12. Stanford
13. UCLA
14. William & Mary
15. Santa Clara
16. Auburn
17. Washington State
18. Mississippi State
19. Minnesota
19. Holy Cross
19. Penn State

1944

Associated Press

1. Army
2. Ohio State
3. Randolph Fld.
4. Navy
5. Bainbridge NTS
6. Iowa P-F
7. Southern California
8. Michigan
9. Notre Dame
10. March Field
11. Duke
12. TENNESSEE
13. Georgia Tech
13. Norman P-F
15. Illinois
16. El Toro Mns.
17. Great Lakes
18. Fort Pierce
19. St. Mary's P-F
20. 2nd Air Force

1945

Associated Press

1. Army
2. Alabama
3. Navy
4. Indiana
5. Oklahoma State
6. Michigan
7. St. Mary's (Calif.)
8. Pennsylvania
9. Notre Dame
10. Texas
11. Southern California
12. Ohio State
13. Duke
14. TENNESSEE
15. Louisiana State
16. Holy Cross
17. Tulsa
18. Georgia
19. Wake Forest
20. Columbia

1946

Associated Press

1. Notre Dame
2. Army
3. Georgia
4. UCLA
5. Illinois
6. Michigan
7. TENNESSEE
8. Louisiana State
9. North Carolina
10. Rice
11. Georgia Tech
12. Yale
13. Pennsylvania
14. Oklahoma
15. Texas
16. Arkansas
17. Tulsa
18. North Carolina St.
19. Delaware
20. Indiana

1949

Associated Press

1. Notre Dame
2. Oklahoma
3. California
4. Army
5. Rice
6. Ohio State
7. Michigan
8. Minnesota
9. Louisiana State
10. Pacific
11. Kentucky
12. Cornell
13. Villanova
14. Maryland
15. Santa Clara
16. North Carolina
17. TENNESSEE
18. Princeton
19. Michigan State
20. Missouri
20. Baylor

1950

Associated Press

1. Oklahoma
2. Army
3. Texas
4. TENNESSEE
5. California
6. Princeton
7. Kentucky
8. Michigan State
9. Michigan
10. Clemson
11. Washington
12. Wyoming
13. Illinois
14. Ohio State
15. Miami (Fla.)
16. Alabama
17. Nebraska
18. Washington & Lee
19. Tulsa
20. Tulane

UPI

1. Oklahoma
2. Texas
3. TENNESSEE
4. California
5. Army
6. Michigan
7. Kentucky
8. Princeton
9. Michigan State
10. Ohio State
11. Illinois
12. Clemson
13. Miami (Fla.)
14. Wyoming
15. Washington
15. Baylor
17. Alabama
18. Washington & Lee
19. Navy
20. Nebraska
20. Wisconsin

1951

Associated Press

1. TENNESSEE
2. Michigan State
3. Maryland
4. Illinois
5. Georgia Tech
6. Princeton
7. Stanford
8. Wisconsin
9. Baylor
10. Oklahoma
11. TCU
12. California
13. Virginia
14. San Francisco
15. Kentucky
16. Boston University
17. UCLA
18. Washington State
19. Holy Cross
20. Clemson

UPI

1. TENNESSEE
2. Michigan State
3. Illinois
4. Maryland
5. Georgia Tech
6. Princeton
7. Stanford
8. Wisconsin
9. Baylor
10. TCU
11. Oklahoma
12. California
13. Notre Dame
14. San Francisco
14. Purdue
14. Washington State
17. Holy Cross
17. UCLA
17. Kentucky
20. Kansas

1952

Associated Press

1. Michigan State
2. Georgia Tech
3. Notre Dame
4. Oklahoma
5. Southern California
6. UCLA
7. Mississippi
8. TENNESSEE
9. Alabama
10. Texas
11. Wisconsin
12. Tulsa
13. Maryland
14. Syracuse
15. Florida
16. Duke
17. Ohio State
18. Purdue
19. Princeton
20. Kentucky

UPI
1. Michigan State
2. Georgia Tech
3. Notre Dame
4. Oklahoma
4. Southern California
6. UCLA
7. Mississippi
8. TENNESSEE
9. Alabama
10. Wisconsin
11. Texas
12. Purdue
13. Maryland
14. Princeton
15. Ohio State
15. Pittsburgh
17. Navy
18. Duke
19. Houston
19. Kentucky

1956

Associated Press
1. Oklahoma
2. TENNESSEE
3. Iowa
4. Georgia Tech
5. Texas A&M
6. Miami (Fla.)
7. Michigan
8. Syracuse
9. Michigan State
10. Oregon State
11. Baylor
12. Minnesota
13. Pittsburgh
14. TCU
15. Ohio State
16. Navy
17. George Washington
18. Southern California
19. Clemson
20. Colorado

UPI
1. Oklahoma
2. TENNESSEE
3. Iowa
4. Georgia Tech
5. Texas A&M
6. Miami (Fla.)
7. Michigan
8. Syracuse
9. Minnesota
10. Michigan State
11. Baylor
12. Pittsburgh
13. Oregon State
14. TCU
15. Southern California
16. Wyoming
17. Yale
18. Colorado
19. Navy
20. Duke

1957

Associated Press
1. Auburn
2. Ohio State
3. Michigan State
4. Oklahoma
5. Navy
6. Iowa
7. Mississippi
8. Rice
9. Texas A&M
10. Notre Dame
11. Texas
12. Arizona State
13. TENNESSEE
14. Mississippi State
15. North Carolina St.
16. Duke
17. Florida
18. Army
19. Wisconsin
20. Virginia Military

UPI
1. Ohio State
2. Auburn
3. Michigan State
4. Oklahoma
5. Iowa
6. Navy
7. Rice
8. Mississippi
9. Notre Dame
10. Texas A&M
11. Texas
12. Arizona State
13. Army
14. Wisconsin
14. Duke
16. TENNESSEE
17. Oregon
18. Clemson
18. UCLA
20. North Carolina St.

1960

UPI
1. Minnesota
2. Iowa
3. Mississippi
4. Missouri
5. Washington
6. Navy
7. Arkansas
8. Ohio State
9. Kansas
10. Alabama
11. Duke
11. Baylor
11. Michigan State
14. Auburn
15. Purdue
16. Florida
17. Texas
18. Yale
19. TENNESSEE
19. New Mexico State

1965

Associated Press
1. Alabama
2. Michigan State
3. Arkansas
4. UCLA
5. Nebraska
6. Missouri
7. TENNESSEE
8. Louisiana State
9. Notre Dame
10. Southern California
(Only 10 were ranked)

UPI
1. Michigan State
2. Arkansas
3. Nebraska
4. Alabama
5. UCLA
6. Missouri
7. TENNESSEE
8. Notre Dame
9. Southern California
10. Texas Tech
11. Ohio State
12. Florida
13. Purdue
14. Louisiana State
15. Georgia
16. Tulsa
17. Mississippi
18. Kentucky
19. Syracuse
20. Colorado

1966

UPI
1. Notre Dame
2. Michigan State
3. Alabama
4. Georgia
5. UCLA
6. Purdue
7. Nebraska
8. Georgia Tech
9. Southern Methodist
10. Miami (Fla.)
11. Florida
12. Mississippi
13. Arkansas
14. TENNESSEE
15. Wyoming
16. Syracuse
17. Houston
18. Southern California
19. Oregon State
20. Virginia Tech

1967

Associated Press
1. Southern California
2. TENNESSEE
3. Oklahoma
4. Indiana
5. Notre Dame
6. Wyoming
7. Oregon State
8. Alabama
9. Purdue
10. Penn State
(Only 10 were ranked)

UPI
1. Southern California
2. TENNESSEE
3. Oklahoma
4. Notre Dame
5. Wyoming
6. Indiana
7. Alabama
8. Oregon State
9. Purdue
10. UCLA
11. Penn State
12. Syracuse
13. Colorado
14. Minnesota
15. Florida State
16. Miami (Fla.)
17. North Carolina St.
18. Georgia
19. Houston
20. Arizona State

1968

Associated Press
1. Ohio State
2. Penn State
3. Texas
4. Southern California
5. Notre Dame
6. Arkansas
7. Kansas
8. Georgia
9. Missouri
10. Purdue
11. Oklahoma
12. Michigan
13. TENNESSEE
14. SMU
15. Oregon State
16. Auburn
17. Alabama
18. Houston
19. Louisiana State
20. Ohio

UPI
1. Ohio State
2. Southern California
3. Penn State
4. Georgia
5. Texas
6. Kansas
7. TENNESSEE
8. Notre Dame
9. Arkansas
10. Oklahoma
11. Purdue
12. Alabama
13. Oregon State
14. Florida State
15. Michigan
16. SMU
17. Missouri
18. Ohio
18. Minnesota
20. Houston
20. Stanford

1969

Associated Press
1. Texas
2. Penn State
3. Southern California
4. Ohio State
5. Notre Dame
6. Missouri
7. Arkansas
8. Mississippi
9. Michigan
10. Louisiana State
11. Nebraska
12. Houston
13. UCLA
14. Florida
15. TENNESSEE
16. Colorado
17. West Virginia
18. Purdue
19. Stanford
20. Auburn

UPI
1. Texas
2. Penn State
3. Arkansas
4. Southern California
5. Ohio State
6. Missouri
7. Louisiana State
8. Michigan
9. Notre Dame
10. UCLA
11. TENNESSEE
12. Nebraska
13. Mississippi
14. Stanford
15. Auburn
16. Houston
17. Florida
18. Purdue
18. San Diego State
18. West Virginia

1970

Associated Press
1. Nebraska
2. Notre Dame
3. Texas
4. TENNESSEE
5. Ohio State
6. Arizona State
7. Louisiana State
8. Stanford
9. Michigan
10. Auburn
11. Arkansas
12. Toledo
13. Georgia Tech
14. Dartmouth
15. Southern California
16. Air Force
17. Tulane
18. Penn State
19. Houston
20. Oklahoma
20. Mississippi

UPI
1. Texas
2. Ohio State
3. Nebraska
4. TENNESSEE
5. Notre Dame
6. Louisiana State
7. Michigan
8. Arizona State
9. Auburn
10. Stanford
11. Air Force
12. Arkansas

13. Houston
14. Dartmouth
15. Oklahoma
16. Colorado
17. Georgia Tech
17. Toledo
19. Penn State
20. Southern California

1971

Associated Press

1. Nebraska
2. Oklahoma
3. Colorado
4. Alabama
5. Penn State
6. Michigan
7. Georgia
8. Arizona State
9. TENNESSEE
10. Stanford
11. Louisiana State
12. Auburn
13. Notre Dame
14. Toledo
15. Mississippi
16. Arkansas
17. Houston
18. Texas
19. Washington
20. Southern California

UPI

1. Nebraska
2. Alabama
3. Oklahoma
4. Michigan
5. Auburn
6. Arizona State
7. Colorado
8. Georgia
9. TENNESSEE
10. Louisiana State
11. Penn State
12. Texas
13. Toledo
14. Houston
15. Notre Dame
16. Stanford
17. Iowa State
18. North Carolina
19. Florida State
20. Arkansas
20. Mississippi

1972

Associated Press

1. Southern California
2. Oklahoma
3. Texas
4. Nebraska
5. Auburn
6. Michigan
7. Alabama
8. TENNESSEE
9. Ohio State
10. Penn State
11. Louisiana State
12. North Carolina
13. Arizona State
14. Notre Dame
15. UCLA
16. Colorado
17. North Carolina St.
18. Louisville
19. Washington State
20. Georgia Tech

UPI

1. Southern California
2. Oklahoma
3. Ohio State
4. Alabama
5. Texas
6. Michigan
7. Auburn
8. Penn State
9. Nebraska
10. Louisiana State
71. TENNESSEE
12. Notre Dame
13. Arizona State
14. Colorado
15. North Carolina
16. Louisville
17. UCLA
17. Washington State
19. Utah State
20. San Diego State

1973

Associated Press

1. Notre Dame
2. Ohio State
3. Oklahoma
4. Alabama
5. Penn State
6. Michigan
7. Nebraska
8. Southern California
9. Ohio State
9. Houston
11. Texas Tech
12. UCLA
13. Louisiana State
14. Texas
15. Miami (Ohio)
16. North Carolina St.
17. Missouri
18. Kansas
19. TENNESSEE
20. Maryland
20. Tulane

1974

Associated Press

1. Oklahoma
2. Southern California
3. Michigan
4. Ohio State
5. Alabama
6. Notre Dame
7. Penn State
8. Auburn
9. Nebraska
10. Miami (Ohio)
11. North Carolina St.
12. Michigan State
13. Maryland
14. Baylor
15. Florida
16. Texas A&M
17. Mississippi State
17. Texas
19. Houston
20. TENNESSEE

UPI

1. Southern California
2. Alabama
3. Ohio State
4. Notre Dame
5. Michigan
6. Auburn
7. Penn State
8. Nebraska
9. North Carolina St.
10. Miami (Ohio)
11. Houston
12. Florida
13. Maryland
14. Baylor
15. TENNESSEE
15. Texas A&M
17. Mississippi State
18. Michigan State
19. Tulsa
(Only 19 were ranked)

1983

CNN-USA Today

1. Miami (Fla.)
2. Auburn
3. Nebraska
4. Georgia
5. Texas
6. Brigham Young
7. Michigan
8. Ohio State
9. Florida
10. Clemson
11. Illinois
12. SMU
13. Alabama
14. Air Force
15. West Virginia
16. Iowa
17. TENNESSEE
18. UCLA
19. Pittsburgh
20. Penn State
21. Oklahoma
22. Boston College
23. Oklahoma State
24. Maryland
25. East Carolina

1985

Associated Press

1. Oklahoma
2. Michigan
3. Penn State
4. TENNESSEE
5. Florida
6. Texas A&M
7. UCLA
8. Air Force
9. Miami (Fla.)
10. Iowa
11. Nebraska
12. Arkansas
13. Alabama
14. Ohio State
15. Florida State
16. Brigham Young
17. Baylor
18. Maryland
19. Georgia Tech
20. Louisiana State

UPI

1. Oklahoma
2. Michigan
3. Penn State
4. TENNESSEE
5. Air Force
6. UCLA
7. Texas A&M
8. Miami (Fla.)
9. Iowa
10. Nebraska
11. Ohio State
12. Arkansas
13. Florida State
14. Alabama
15. Baylor
16. Fresno State
17. Brigham Young
18. Georgia Tech
19. Maryland
20. Louisiana State

CNN-USA Today

1. Oklahoma
2. Penn State
3. Michigan
4. TENNESSEE
5. Florida
6. Miami (Fla.)
7. Air Force
8. Texas A&M
9. UCLA
10. Iowa
11. Nebraska
12. Alabama
13. Ohio State
14. Florida State
15. Arkansas
16. Brigham Young
17. Maryland
18. Georgia Tech
19. Baylor
20. Auburn
21. Louisiana State
22. Army
23. Fresno State
24. Georgia
25. Oklahoma State

1987

Associated Press

1. Miami (Fla.)
2. Florida State
3. Oklahoma
4. Syracuse
5. Louisiana State
6. Nebraska
7. Auburn
8. Michigan State
9. UCLA
10. Texas A&M
11. Oklahoma State
12. Clemson
13. Georgia
14. TENNESSEE
15. South Carolina
16. Iowa
17. Notre Dame
18. Southern California
19. Michigan
20. Arizona State

UPI

1. Miami (Fla.)
2. Florida State
3. Oklahoma
4. Syracuse
5. Louisiana State
6. Nebraska
7. Auburn
8. Michigan State
9. Texas A&M
10. Clemson
11. UCLA
12. Oklahoma State
13. TENNESSEE
14. Georgia
15. South Carolina
16. Iowa
17. Southern California
18. Michigan
19. Texas
20. Indiana

CNN-USA Today

1. Miami (Fla.)
2. Florida State
3. Oklahoma
4. Syracuse
5. Nebraska
6. Louisiana State
7. Auburn
8. Michigan State
9. Texas A&M
10. UCLA
11. Clemson
12. Oklahoma State
13. Georgia
14. TENNESSEE
15. Iowa
16. Notre Dame
17. Southern California
18. South Carolina
19. Michigan
20. Texas
21. Pittsburgh
22. Indiana
23. Penn State
24. Ohio State

1989

Associated Press

1. Miami (Fla.)
2. Florida State
3. Oklahoma
4. Syracuse
5. Louisiana State
6. Nebraska
7. Auburn
8. Michigan State
9. UCLA
10. Texas A&M
11. Oklahoma State
12. Clemson

13. Georgia
14. TENNESSEE
15. South Carolina
16. Iowa
17. Notre Dame
18. Southern California
19. Michigan
20. Arizona State

UPI
1. Miami (Fla.)
2. Florida State
3. Oklahoma
4. Syracuse
5. Louisiana State
6. Nebraska
7. Auburn
8. Michigan State
9. Texas A&M
10. Clemson
11. UCLA
12. Oklahoma State
13. TENNESSEE
14. Georgia
15. South Carolina
16. Iowa
17. Southern California
18. Michigan
19. Texas
20. Indiana

CNN-USA Today
1. Miami (Fla.)
2. Florida State
3. Florida State
4. Colorado
5. TENNESSEE
6. Auburn
7. Southern California
8. Michigan
9. Alabama
10. Illinois
11. Nebraska
12. Clemson
13. Arkansas
14. Houston
15. Penn State
16. Virginia
17. Michigan State
18. Texas Tech
19. Pittsburgh
20. Texas A&M
21. West Virginia
22. Brigham Young
23. Syracuse
24. Ohio State
25. Washington

1990

Associated Press
1. Colorado
2. Georgia Tech
3. Miami (Fla.)
4. Florida State
5. Washington
6. Notre Dame
7. Michigan
8. TENNESSEE
9. Clemson
10. Houston
11. Penn State
12. Texas
13. Florida
14. Louisville
15. Texas A&M
16. Michigan State
17. Oklahoma
18. Iowa
19. Auburn
20. Southern California
21. Mississippi
22. Brigham Young
23. Virginia
24. Nebraska
25. Illinois

UPI
1. Georgia Tech
2. Colorado
3. Miami (Fla.)
4. Florida State
5. Washington
6. Notre Dame
7. TENNESSEE
8. Michigan
9. Clemson
10. Penn State
11. Texas
12. Louisville
13. Texas A&M
14. Michigan State
15. Virginia
16. Iowa
17. Brigham Young
17. Nebraska
19. Auburn
20. San Jose State
21. Syracuse
22. Southern California
23. Mississippi
24. Illinois
25. Virginia Tech

CNN-USA Today
1. Colorado
2. Georgia Tech
3. Miami (Fla.)
4. Florida State
5. Washington
6. Notre Dame
7. TENNESSEE
8. Michigan
9. Clemson
10. Texas
11. Penn State
12. Houston
13. Florida
14. Louisville
15. Michigan State
16. Texas A&M
17. Oklahoma
18. Iowa
19. Auburn
20. Brigham Young
21. Mississippi
22. Southern California
23. Nebraska
24. Illinois
25. Virginia

1991

Associated Press
1. Miami (Fla.)
2. Washington
3. Penn State
4. Florida State
5. Alabama
6. Michigan
7. Florida
8. California
9. East Carolina
10. Iowa
11. Syracuse
12. Texas A&M
13. Notre Dame
14. TENNESSEE
15. Nebraska
16. Oklahoma
17. Georgia
18. Clemson
19. UCLA
20. Colorado
21. Tulsa
22. Stanford
23. Brigham Young
24. North Carolina St.
25. Air Force

CNN-USA Today
1. Washington
2. Miami (Fla.)
3. Penn State
4. Florida State
5. Alabama
6. Michigan
7. California
8. Florida
9. East Carolina
10. Iowa
11. Syracuse
12. Notre Dame
13. Texas A&M
14. Oklahoma
15. TENNESSEE
16. Nebraska
17. Clemson
18. UCLA
19. Georgia
20. Colorado
21. Tulsa
22. Stanford
23. Brigham Young
24. Air Force
25. North Carolina St.

1992

Associated Press
1. Alabama
2. Florida State
3. Miami (Fla.)
4. Notre Dame
5. Michigan
6. Syracuse
7. Texas A&M
8. Georgia
9. Stanford
10. Florida
11. Washington
12. TENNESSEE
13. Colorado
14. Nebraska
15. Washington State
16. Mississippi
17. North Carolina St.
18. Ohio State
19. North Carolina
20. Hawaii
21. Boston College
22. Kansas
23. Mississippi State
24. Fresno State
25. Wake Forest

CNN-USA Today
1. Alabama
2. Florida State
3. Miami (Fla.)
4. Notre Dame
5. Michigan
6. Texas A&M
7. Syracuse
8. Georgia
9. Stanford
10. Washington
11. Florida
12. TENNESSEE
13. Colorado
14. Nebraska
15. North Carolina St.
16. Mississippi
17. Washington State
18. North Carolina
19. Ohio State
20. Hawaii
21. Boston College
22. Fresno State
23. Kansas
24. Penn State
25. Wake Forest

1993

Associated Press
1. Florida State
2. Notre Dame
3. Nebraska
4. Auburn
5. Florida
6. Wisconsin
7. West Virginia
8. Penn State
9. Texas A&M
10. Arizona
11. Ohio State
12. TENNESSEE
13. Boston College
14. Alabama
15. Miami (Fla.)
16. Colorado
17. Oklahoma
18. UCLA
19. North Carolina
20. Kansas State
21. Michigan
22. Virginia Tech
23. Clemson
24. Louisville
25. California

CNN-USA Today
1. Florida State
2. Notre Dame
3. Nebraska
4. Florida
5. Wisconsin
6. West Virginia
7. Penn State
8. Texas A&M
9. Arizona
10. Ohio State
11. TENNESSEE
12. Boston College
13. Alabama
14. Oklahoma
15. Miami (Fla.)
16. Colorado
17. UCLA
18. Kansas State
19. Michigan
20. Virginia Tech
21. North Carolina
22. Clemson
23. Louisville
24. California
25. Southern California

1994

Associated Press
1. Nebraska
2. Penn State
3. Colorado
4. Florida State
5. Alabama
6. Miami (Fla.)
7. Florida
8. Texas A&M
9. Auburn
10. Utah
11. Oregon
12. Michigan
13. Southern California
14. Ohio State
15. Virginia
16. Colorado State
17. North Carolina St.
18. Brigham Young
19. Kansas State
20. Arizona
21. Washington State
22. TENNESSEE
23. Boston College
24. Mississippi State
25. Texas

CNN-USA Today
1. Nebraska
2. Penn State
3. Colorado
4. Alabama
5. Florida State
6. Miami (Fla.)
7. Florida
8. Utah
9. Ohio State
10. Brigham Young
11. Oregon
12. Michigan
13. Virginia
14. Colorado State
15. Southern California
16. Kansas State
17. North Carolina St.
18. TENNESSEE
19. Washington State
20. Arizona
21. North Carolina
22. Boston College
23. Texas
24. Virginia Tech

1995

Associated Press

1. Nebraska
2. Florida
3. **TENNESSEE**
4. Florida State
5. Colorado
6. Ohio State
7. Kansas State
8. Northwestern
9. Kansas
10. Virginia Tech
11. Notre Dame
12. Southern California
13. Penn State
14. Texas
15. Texas A&M
16. Virginia
17. Michigan
18. Oregon
19. Syracuse
20. Miami (Fla.)
21. Alabama
22. Auburn
23. Texas Tech
24. Toledo
25. Iowa

CNN-USA Today

1. Nebraska
2. **TENNESSEE**
3. Florida
4. Colorado
5. Florida State
6. Kansas State
7. Northwestern
8. Ohio State
9. Virginia Tech
10. Kansas
11. Southern California
12. Penn State
13. Notre Dame
14. Texas
15. Texas A&M
16. Syracuse
17. Virginia
18. Oregon
19. Michigan
20. Texas Tech
21. Auburn
22. Iowa
23. East Carolina
24. Toledo
25. Louisiana State

1996

Associated Press

1. Florida
2. Ohio State
3. Florida State
4. Arizona State
5. Brigham Young
6. Nebraska
7. Penn State
8. Colorado
9. **TENNESSEE**
10. North Carolina
11. Alabama
12. Louisiana State
13. Virginia Tech
14. Miami (Fla.)
15. Northwestern
16. Washington
17. Kansas State
18. Iowa
19. Notre Dame
20. Michigan
21. Syracuse
22. Wyoming
23. Texas
24. Auburn
25. Army

CNN-USA Today

1. Florida
2. Ohio State
3. Florida State
4. Arizona State
5. Brigham Young
6. Nebraska
7. Penn State
8. Colorado
9. **TENNESSEE**
10. North Carolina
11. Alabama
12. Virginia Tech
13. Louisiana State
14. Miami (Fla.)
15. Washington
16. Northwestern
17. Kansas State
18. Iowa
19. Syracuse
20. Michigan
21. Notre Dame
22. Wyoming
23. Texas
24. Army
25. Auburn

1997

Associated Press

1. Michigan
2. Nebraska
3. Florida State
4. Florida
5. UCLA
6. North Carolina
7. **TENNESSEE**
8. Kansas State
9. Washington State
10. Georgia
11. Auburn
12. Ohio State
13. Louisiana State
14. Arizona State
15. Purdue
16. Penn State
17. Colorado State
18. Washington
19. So. Mississippi
20. Texas A&M
21. Syracuse
22. Mississippi
23. Missouri
24. Oklahoma State
25. Georgia Tech

ESPN/USA Today

1. Nebraska
2. Michigan
3. Florida State
4. North Carolina
5. UCLA
6. Florida
7. Kansas State
8. **TENNESSEE**
9. Washington State
10. Georgia
11. Auburn
12. Ohio State
13. Louisiana State
14. Arizona State
15. Purdue
16. Colorado State
17. Penn State
18. Washington
19. So. Mississippi
20. Syracuse
21. Texas A&M
22. Mississippi
23. Missouri
24. Oklahoma State
25. Air Force

1998

Associated Press

1. **TENNESSEE**
2. Ohio State
3. Florida State
4. Arizona
5. Florida
6. Wisconsin
7. Tulane
8. UCLA
9. Georgia Tech
10. Kansas State
11. Texas A&M
12. Michigan
13. Air Force
14. Georgia
15. Texas
16. Arkansas
17. Penn State
18. Virginia
19. Nebraska
20. Miami (Fla.)
21. Missouri
22. Notre Dame
23. Virginia Tech
24. Purdue
25. Syracuse

ESPN/USA Today

1. **TENNESSEE**
2. Ohio State
3. Florida State
4. Arizona
5. Wisconsin
6. Florida
7. Tulane
8. UCLA
9. Kansas State
10. Air Force
11. Georgia Tech
12. Michigan
13. Texas A&M
14. Georgia
15. Penn State
16. Texas
17. Arkansas
18. Virginia
19. Virginia Tech
20. Nebraska
21. Miami (Fla.)
22. Notre Dame
23. Purdue
24. Syracuse
25. Missouri

1999

Associated Press

1. Florida State
2. Virginia Tech
3. Nebraska
4. Wisconsin
5. Michigan
6. Kansas State
7. Michigan State
8. Alabama
9. **TENNESSEE**
10. Marshall
11. Penn State
12. Florida
13. Mississippi State
14. So. Mississippi
15. Miami (Fla.)
16. Georgia
17. Arkansas
18. Minnesota
19. Oregon
20. Georgia Tech
21. Texas
22. Mississippi
23. Texas A&M
24. Illinois
25. Purdue

ESPN/USA Today

1. Florida State
2. Nebraska
3. Virginia Tech
4. Wisconsin
5. Michigan
6. Kansas State
7. Michigan State
8. Alabama
9. **TENNESSEE**
10. Marshall
11. Penn State
12. Mississippi State
13. So. Mississippi
14. Florida
15. Miami (Fla.)
16. Georgia
17. Minnesota
18. Oregon
19. Arkansas
20. Texas A&M
21. Georgia Tech
22. Mississippi
23. Texas
24. Stanford
25. Illinois

2000

ESPN/USA Today

1. Oklahoma
2. Miami (Fla.)
3. Washington
4. Florida State
5. Oregon State
6. Virginia
7. Nebraska
8. Kansas State
9. Oregon
10. Michigan
11. Florida
12. Texas
13. Purdue
14. Clemson
15. Colorado State
16. Notre Dame
17. Georgia
18. TCU
19. Georgia Tech
20. Auburn
21. South Carolina
22. Mississippi State
23. Iowa State
24. Wisconsin
25. **TENNESSEE**

2001

Associated Press

1. Miami (Fla.)
2. Oregon
3. Florida
4. **TENNESSEE**
5. Texas
6. Oklahoma
7. Louisiana State
8. Nebraska
9. Colorado
10. Washington State
11. Maryland
12. Illinois
13. South Carolina
14. Syracuse
15. Florida State
16. Stanford
17. Louisville
18. Virginia Tech
19. Washington
20. Michigan
21. Boston College
22. Georgia
23. Toledo
24. Georgia Tech
25. Brigham Young

ESPN/USA Today

1. Miami (Fla.)
2. Oregon
3. Florida
4. **TENNESSEE**
5. Texas
6. Oklahoma
7. Nebraska
8. Louisiana State
9. Colorado
10. Maryland
11. Washington State
12. Illinois
13. South Carolina
14. Syracuse
15. Florida State
16. Louisville
17. Stanford
18. Virginia Tech
19. Washington
20. Michigan
21. Marshall
22. Toledo
23. Boston College
24. Brigham Young
25. Georgia

2003

Associated Press

1. Miami (Fla.)
2. Oregon
3. Florida
4. TENNESSEE
5. Texas
6. Oklahoma
7. Louisiana State
8. Nebraska
9. Colorado
10. Washington State
11. Maryland
12. Illinois
13. South Carolina
14. Syracuse
15. Florida State
16. Stanford
17. Louisville
18. Virginia Tech
19. Washington
20. Michigan
21. Boston College
22. Georgia
23. Toledo
24. Georgia Tech
25. Brigham Young

ESPN/USA Today

1. Miami (Fla.)
2. Oregon
3. Florida
4. TENNESSEE
5. Texas
6. Oklahoma
7. Nebraska
8. Louisiana State
9. Colorado
10. Maryland
11. Washington State
12. Illinois
13. South Carolina
14. Syracuse
15. Florida State
16. Louisville
17. Stanford
18. Virginia Tech
19. Washington
20. Michigan
21. Marshall
22. Toledo
23. Boston College
24. Brigham Young
25. Georgia

2004

Associated Press

1. Southern California
2. Auburn
3. Oklahoma
4. Utah
5. Texas
6. Louisville
7. Georgia
8. Iowa
9. California
10. Virginia Tech
11. Miami (Fla.)
12. Boise State
13. TENNESSEE
14. Michigan
15. Florida State
16. Louisiana State
17. Wisconsin
18. Texas Tech
19. Arizona State
20. Ohio State
21. Boston College
22. Fresno State
23. Virginia
24. Navy
25. Pittsburgh

ESPN/USA Today

1. Southern California
2. Auburn
3. Oklahoma
4. Texas
5. Utah
6. Georgia
7. Louisville
8. Iowa
9. California
10. Virginia Tech
11. Miami (Fla.)
12. Michigan
13. Boise State
14. Florida State
15. TENNESSEE
16. Louisiana State
17. Texas Tech
18. Wisconsin
19. Ohio State
20. Arizona State
21. Boston College
22. Fresno State
23. Virginia
24. Navy
25. Florida

2006

Associated Press

1. Florida
2. Ohio State
3. LSU
4. Southern California
5. Boise State
6. Louisville
7. Wisconsin
8. Michigan
9. Auburn
10. West Virginia
11. Oklahoma
12. Rutgers
13. Texas
14. California
15. Arkansas
16. Brigham Young
17. Notre Dame
18. Wake Forest
19. Virginia Tech
20. Boston College
21. Oregon State
22. TCU
23. Georgia
24. Penn State
25. TENNESSEE

USA Today

1. Florida
2. Ohio State
3. LSU
4. Southern California
5. Wisconsin
6. Boise State
7. Louisville
8. Auburn
9. Michigan
10. West Virginia
11. Oklahoma
12. Rutgers
13. Texas
14. California
15. BYU
16. Arkansas
17. Wake Forest
18. Virginia Tech
19. Notre Dame
20. Boston College
21. TCU
22. Oregon State
23. TENNESSEE
24. Hawaii
25. Penn State

2007

Associated Press

1. LSU
2. Georgia
3. USC
4. Missouri
5. Ohio State
6. West Virginia
7. Kansas
8. Oklahoma
9. Virginia Tech
10. Texas
10. Boston College
12. TENNESSEE
13. Florida
14. Brigham Young
15. Auburn
16. Arizona State
17. Cincinnati
18. Michigan
19. Hawaii
20. Illinois
21. Clemson
22. Texas Tech
23. Oregon
24. Wisconsin
25. Oregon State

ESPN/USA Today

1. LSU
2. USC
3. Georgia
4. Ohio State
5. Missouri
6. West Virginia
7. Kansas
8. Oklahoma
9. Virginia Tech
10. Texas
11. Boston College
12. TENNESSEE
13. Arizona State
14. Auburn
14. Brigham Young
16. Florida
17. Hawaii
18. Illinois
19. Michigan
20. Cincinnati
21. Wisconsin
22. Clemson
23. Texas Tech
24. Oregon
25. Penn State

** Coaches began voting in the CNN-USA Today poll in 1991. ESPN replaced CNN as a sponsor of the coaches' poll in 1997 and withdrew its sponsorship after the 2004 season.*

LAST TIMES VOLS RANKED...

Throughout its history, the University of Tennessee football program has been a regular member of the Associated Press and, more recently, the ESPN/USA Today Coaches polls.

Below is a listing of the last time the Vols were ranked in a particular position in each poll.

Tennessee's last No. 1 ranking came at the end of the 1998 football season after Tennessee's 23-16 win over Florida State in the Tostitos Fiesta Bowl Jan. 4, 1999.

The win garnered Tennessee the undisputed national championship thanks in part to the advent of the Bowl Championship Series, which matched the top two teams in the land in a fight for the national title.

Rank	Associated Press	Coaches ESPN/USA Today
1st	Final 1998	Final 1998
2nd	Dec. 2, 2001	Dec. 2, 2001
3rd	Preseason 2005	Preseason 2005
4th	Aug. 26, 2002	Sept. 11, 2005
5th	Sept. 11, 2005	Preseason 2002
6th	Sept. 4, 2005	Nov. 18, 2001
7th	Oct. 15, 2006	Oct. 2, 2005
8th	Oct. 29, 2006	Oct. 29, 2006
9th	Oct. 31, 2004	Oct. 22, 2006
10th	Sept. 25, 2005	Sept. 29, 2002
11th	Sept. 5, 2006	Sept. 18, 2005
12th	Final 2007	Final 2007
13th	Nov. 5, 2006	Oct. 17, 2004
14th	Nov. 25, 2007	Oct. 1, 2006
15th	Preseason 2007	Nov. 25, 2007
16th	Dec. 2, 2007	Nov. 14, 2004
17th	Dec. 3, 2006	Sept. 12, 2006
18th	Preseason 2008	Preseason 2008
19th	Nov. 18, 2007	Nov. 18, 2007
20th	Oct. 14, 2007	Nov. 16, 1992
21st	Oct. 12, 2003	Nov. 19, 2006
22nd	Nov. 4, 2007	Oct. 14, 2007
23rd	Sept. 10, 2012	Final 2006
24th	Oct. 28, 2007	Nov. 4, 2007
25th	Oct. 7, 2007	Oct. 23, 2005

TENNESSEE VS. RANKED OPPONENTS

1936		1-0	
Oct. 24	Duke (2)	W, 15-13	Knoxville

1938		1-0	
Jan. 2	Oklahoma (4)	W, 17-0	Orange Bowl

1939		2-1	
Oct. 21	Alabama (8)	W, 21-0	Knoxville
Nov. 4	LSU (18)	W, 20-0	Baton Rouge
Jan. 1	Southern Cal (3)	L, 0-14	Rose Bowl

1940		0-1	
Jan. 1	Boston College (5)	L, 13-19	Sugar Bowl

1941		2-0	
Nov. 15	Boston College (18)	W, 14-7	Chestnut Hill
Nov. 29	Vanderbilt (12)	W, 26-7	Knoxville

1942		2-1	
Oct. 17	Alabama (4)	L, 0-8	Birmingham
Oct. 31	LSU (19)	W, 26-0	Knoxville
Jan. 1	Tulsa (4)	W, 14-7	Sugar Bowl

1944		0-1	
Jan. 1	Southern Cal (12)	L, 0-25	Rose Bowl

1945		0-1	
Oct. 20	Alabama (6)	L, 7-25	Birmingham

1946		2-1	
Oct. 19	Alabama (7)	W, 12-0	Knoxville
Nov. 2	North Carolina (9)	W, 20-14	Knoxville
Jan. 1	Rice (10)	L, 0-8	Orange Bowl

1948		1-2	
Oct. 30	North Carolina (3)	L, 7-14	Knoxville
Nov. 6	Georgia Tech (6)	W, 13-6	Atlanta
Nov. 27	Vanderbilt (15)	L, 6-28	Nashville

1949		2-0	
Oct. 29	North Carolina (13)	W, 35-6	Chapel Hill
Nov. 19	Kentucky (11)	W, 6-0	Lexington

1950		3-0	
Oct. 7	Duke (14)	W, 28-7	Durham
Nov. 25	Kentucky (3)	W, 7-0	Knoxville
Jan. 1	Texas (3)	W, 20-14	Cotton Bowl

1951		2-1	
Oct. 6	Duke (16)	W, 26-0	Knoxville
Nov. 24	Kentucky (9)	W, 28-0	Lexington
Jan. 1	Maryland (3)	L, 13-28	Sugar Bowl

1952		2-2	
Oct. 4	Duke (10)	L, 0-7	Durham
Oct. 18	Alabama (18)	W, 20-0	Knoxville
Nov. 15	Florida (18)	W, 26-12	Knoxville
Jan. 1	Texas (10)	L, 0-16	Cotton Bowl

1953		0-1	
Nov. 21	Kentucky (13)	L, 21-27	Lexington

1954		0-1	
Oct. 2	Duke (7)	L, 6-7	Durham

1955		1-1-1	
Oct. 1	Duke (16)	L, 0-21	Knoxville
Nov. 5	Georgia Tech (8)	T, 7-7	Knoxville
Nov. 29	Vanderbilt (19)	W, 20-14	Knoxville

1956		2-1	
Nov. 10	Georgia Tech (2)	W, 6-0	Atlanta
Nov. 17	Mississippi (19)	W, 27-7	Knoxville
Jan. 1	Baylor (13)	L, 7-13	Sugar Bowl

1957		2-1	
Nov. 9	Georgia Tech (18)	W, 21-6	Knoxville
Nov. 16	Mississippi (8)	L, 7-14	Memphis
Dec. 28	Texas A&M (9)	W, 3-0	Gator Bowl

1958		3-2	
Sept. 27	Auburn (3)	L, 0-13	Birmingham
Oct. 4	Mississippi St. (11)	W, 13-8	Memphis
Nov. 1	North Carolina (17)	L, 7-21	Knoxville
Nov. 15	Mississippi (7)	W, 18-16	Knoxville
Nov. 29	Vanderbilt (15)	W, 10-6	Nashville

1959		2-1	
Sept. 26	Auburn (3)	W, 3-0	Knoxville
Oct. 10	Georgia Tech (3)	L, 7-14	Knoxville
Nov. 7	LSU (1)	W, 14-13	Knoxville

1960		1-1	
Oct. 15	Alabama (15)	W, 20-7	Knoxville
Nov. 12	Mississippi (4)	L, 3-24	Knoxville

1961		1-2	
Oct. 21	Alabama (5)	L, 3-34	Birmingham
Nov. 11	Georgia Tech (9)	W, 10-6	Knoxville
Nov. 18	Mississippi (6)	L, 10-24	Memphis

1962		0-2	
Oct. 20	Alabama (2)	L, 7-27	Knoxville
Nov. 17	Mississippi (3)	L, 6-19	Knoxville

1963		0-2	
Oct. 19	Alabama (9)	L, 0-35	Birmingham
Nov. 16	Mississippi (3)	L, 0-20	Memphis

1964		1-2-1	
Sept. 26	Auburn (8)	L, 0-3	Birmingham
Oct. 17	Alabama (3)	L, 8-19	Knoxville
Oct. 24	LSU (7)	T, 3-3	Baton Rouge
Nov. 7	Georgia Tech (7)	W, 22-14	Atlanta

1965		2-0	
Nov. 6	Georgia Tech (7)	W, 21-7	Knoxville
Dec. 4	UCLA (5)	W, 37-34	Memphis

1966		0-2	
Oct. 8	Georgia Tech (9)	L, 3-6	Atlanta
Oct. 15	Alabama (3)	L, 10-11	Knoxville

1967		1-2	
Sept. 16	UCLA (8)	L, 16-20	Los Angeles
Oct. 21	Alabama (6)	W, 24-13	Birmingham
Jan. 1	Oklahoma (3)	L, 24-26	Orange Bowl

1968		0-1	
Jan. 1	Texas (5)	L, 13-36	Cotton Bowl

1969		3-2	
Sept. 27	Auburn (17)	W, 45-19	Knoxville
Oct. 18	Alabama (20)	W, 41-14	Birmingham
Nov. 1	Georgia (11)	W, 17-3	Athens
Nov. 15	Mississippi (18)	L, 0-38	Jackson
Dec. 27	Florida (14)	L, 13-14	Gator Bowl

1970		2-0	
Oct. 10	Georgia Tech (13)	W, 17-6	Atlanta
Jan. 1	Air Force (11)	W, 34-13	Sugar Bowl

1971		2-2	
Sept. 25	Auburn (5)	L, 9-10	Knoxville
Oct. 16	Alabama (4)	L, 15-32	Birmingham
Dec. 4	Penn State (5)	W, 31-11	Knoxville
Dec. 20	Arkansas (18)	W, 14-13	Liberty Bowl

1972		2-1	
Sept. 16	Penn State (6)	W, 28-21	Knoxville
Oct. 21	Alabama (3)	L, 10-17	Knoxville
Dec. 30	LSU (10)	W, 24-17	Bluebonnet Bowl

1973		1-2	
Sept. 29	Auburn (11)	W, 21-0	Knoxville
Oct. 20	Alabama (2)	L, 21-42	Birmingham
Dec. 29	Texas Tech (11)	L, 19-28	Gator Bowl

1974		1-1-1	
Sept. 7	UCLA (12)	T, 17-17	Knoxville
Oct. 19	Alabama (4)	L, 6-28	Knoxville
Dec. 16	Maryland (10)	W, 7-3	Liberty Bowl

1975		1-2	
Sept. 13	Maryland (14)	W, 26-8	Knoxville
Sept. 20	UCLA (12)	L, 28-34	Los Angeles
Oct. 18	Alabama (6)	L, 7-30	Birmingham

1976		0-2	
Oct. 16	Alabama (20)	L, 13-20	Knoxville
Oct. 23	Florida (11)	L, 18-20	Knoxville

1977		0-3	
Oct. 15	Alabama (4)	L, 10-24	Birmingham
Oct. 22	Florida (19)	L, 17-27	Gainesville
Nov. 19	Kentucky (7)	L, 17-21	Lexington

1978		0-3	
Sept. 16	UCLA (9)	L, 0-13	Knoxville
Oct. 21	Alabama (4)	L, 17-30	Knoxville
Nov. 11	Notre Dame (14)	L, 14-31	South Bend

1979		1-2	
Oct. 20	Alabama (1)	L, 17-27	Birmingham
Nov. 10	Notre Dame (13)	W, 40-18	Knoxville
Dec. 31	Purdue (12)	L, 22-27	Bluebonnet Bowl

1980		1-4	
Sept. 6	Georgia (16)	L, 15-16	Knoxville
Sept. 13	Southern Cal (5)	L, 17-20	Knoxville
Sept. 27	Auburn (18)	W, 42-0	Auburn
Oct. 18	Alabama (1)	L, 0-27	Knoxville
Oct. 25	Pittsburgh (12)	L, 6-30	Knoxville

1981		0-3	
Sept. 5	Georgia (10)	L, 0-44	Athens
Sept. 12	Southern Cal (5)	L, 7-43	Los Angeles
Oct. 17	Alabama (15)	L, 19-38	Birmingham

1982		1-0-1	
Oct. 9	LSU (18)	T, 24-24	Baton Rouge
Oct. 15	Alabama (2)	W, 35-28	Knoxville

1983		2-1	
Sept. 24	Auburn (11)	L, 14-37	Knoxville
Oct. 15	Alabama (11)	W, 41-34	Birmingham
Dec. 17	Maryland (16t)	W, 30-23	Citrus Bowl

1984		0-3	
Sept. 29	Auburn (20)	L, 10-29	Auburn
Oct. 13	Florida (18)	L, 30-43	Knoxville
Dec. 22	Maryland (12)	L, 27-28	Sun Bowl

1985		3-1-1	
Sept. 14	UCLA (10)	T, 26-26	Knoxville
Sept. 28	Auburn (1)	W, 38-20	Knoxville
Oct. 12	Florida (7)	L, 10-17	Gainesville
Oct. 19	Alabama (15)	W, 16-14	Birmingham
Jan. 1	Miami, Fla. (2)	W, 35-7	Sugar Bowl

1986		1-2	
Sept. 27	Auburn (8)	L, 8-34	Auburn
Oct. 18	Alabama (2)	L, 28-56	Knoxville
Nov. 15	Mississippi (20)	W, 22-10	Jackson

1987		1-0-1	
Aug. 30	Iowa (16)	W, 23-22	East Rutherford
Sept. 26	Auburn (3)	T, 20-20	Knoxville

1988		0-4	
Sept. 3	Georgia (12)	L, 17-28	Athens
Sept. 17	LSU (9)	L, 9-34	Knoxville
Sept. 24	Auburn (4)	L, 6-38	Auburn
Oct. 15	Alabama (20)	L, 20-28	Knoxville

1989		3-1	
Sept. 9	UCLA (6)	W, 24-6	Pasadena
Sept. 30	Auburn (4)	W, 21-14	Knoxville
Oct. 21	Alabama (10)	L, 30-47	Birmingham
Jan. 1	Arkansas (10)	W, 31-27	Cotton Bowl

1990		2-1-2	
Aug. 26	Colorado (5)	T, 31-31	Anaheim
Sept. 29	Auburn (3)	T, 26-26	Auburn
Oct. 13	Florida (9)	W, 45-3	Knoxville
Nov. 10	Notre Dame (1)	L, 29-34	Knoxville
Nov. 17	Mississippi (15)	W, 22-13	Memphis

1991		4-3	
Sept. 14	UCLA (21)	W, 30-16	Knoxville
Sept. 21	Mississippi St. (23)	W, 26-24	Knoxville
Sept. 28	Auburn (13)	W, 30-21	Knoxville
Oct. 12	Florida (10)	L, 18-35	Gainesville
Oct. 19	Alabama (14)	L, 19-24	Birmingham
Nov. 9	Notre Dame (5)	W, 35-34	South Bend
Jan. 1	Penn State (6)	L, 17-42	Fiesta Bowl

1992		3-1	
Sept. 12	Georgia (14)	W, 34-31	Athens
Sept. 19	Florida (4)	W, 31-14	Knoxville
Oct. 17	Alabama (4)	L, 10-17	Knoxville
Jan. 1	Boston College (16)	W, 38-23	Hall of Fame Bowl

1993		2-2-1	
Sept. 11	Georgia (22)	W, 38-6	Knoxville
Sept. 18	Florida (9)	L, 34-41	Gainesville
Oct. 16	*Alabama (2)	T, 17-17	Birmingham
Nov. 6	Louisville (13)	W, 45-10	Knoxville
Jan. 1	Penn State (13)	L, 13-31	Citrus Bowl

**Game later forfeited to as a result of NCAA sanctions.*

1994		3-3	
Sept. 3	UCLA (14)	L, 23-25	Pasadena
Sept. 10	Georgia (23)	W, 41-23	Athens
Sept. 17	Florida (1)	L, 0-31	Knoxville
Oct. 1	Washington St. (17)	W, 10-9	Knoxville
Oct. 15	Alabama (10)	L, 13-17	Knoxville
Dec. 30	Virginia Tech (17)	W, 45-23	Gator Bowl

1995		3-1	
Sept. 16	Florida (4)	L, 37-62	Gainesville
Oct. 7	Arkansas (18)	W, 49-31	Fayetteville
Oct. 14	Alabama (12)	W, 41-14	Birmingham
Jan. 1	Ohio State (4t)	W, 20-14	Citrus Bowl

1996		2-1	
Sept. 21	Florida (4)	L, 29-35	Knoxville
Oct. 26	Alabama (7)	W, 20-13	Knoxville
Jan. 1	Northwestern (11)	W, 48-28	Citrus Bowl

1997		3-2	
Sept. 20	Florida (2)*	L, 20-33	Gainesville
Oct. 11	Georgia (13)	W, 38-13	Knoxville
Nov. 8	Southern Miss (24)	W, 44-20	Knoxville
Dec. 6	Auburn (11)	W, 30-29	Atlanta (SEC)
Jan. 2	Nebraska (2)	L, 17-42	Orange Bowl

**Florida was (1) in the Coaches Poll*

1998		6-0	
Sept. 5	Syracuse (17)	W, 34-33	Syracuse
Sept. 19	Florida (2)	W, 20-17 ot	Knoxville
Oct. 10	Georgia (7)	W, 22-3	Athens
Nov. 14	Arkansas (10)	W, 28-24	Knoxville
Dec. 5	Mississippi St. (23)	W, 24-14	Atlanta (SEC)
Jan. 4	Florida State (2)	W, 23-16	Fiesta Bowl

1999		3-2	
Sept. 18	Florida (4t)	L, 21-23	Gainesville
Oct. 9	Georgia (10)	W, 37-20	Knoxville
Oct. 23	Alabama (10)	W, 21-7	Tuscaloosa
Nov. 6	Notre Dame (24)	W, 38-14	Knoxville
Jan. 2	Nebraska (3)	L, 21-31	Fiesta Bowl

2000		2-3	
Sept. 2	Southern Miss (22)	W, 19-16	Knoxville
Sept. 16	Florida (6)	L, 21-27	Knoxville
Oct. 7	Georgia (19)	L, 10-21	Athens
Oct. 28	South Carolina (17)	W, 17-14	Columbia
Jan. 1	Kansas State (11)	L, 21-35	Cotton Bowl

2001		4-1	
Sept. 29	LSU (14)	W, 26-18	Knoxville
Oct. 27	South Carolina (12)	W, 17-10	Knoxville
Dec. 1	Florida (2)	W, 34-32	Gainesville
Dec. 8	LSU (21)	L, 20-31	Atlanta (SEC)
Jan. 1	Michigan (17)	W, 45-17	Citrus Bowl

2002		0-5	
Sept. 21	Florida (10)	L, 13-20	Knoxville
Oct. 12	Georgia (6)	L, 13-18	Athens
Oct. 26	Alabama (19)	L, 14-34	Knoxville
Nov. 9	Miami, Fla. (1)	L, 3-26	Knoxville
Dec. 31	Maryland (20)	L, 3-20	Peach Bowl

2003		2-1	
Sept. 20	Florida (17)	W, 24-10	Gainesville
Oct. 11	Georgia (8)	L, 14-41	Knoxville
Nov. 8	Miami (Fla.) (6)	W, 10-6	Miami

2004		3-2	
Sept. 18	Florida (11)	W, 30-28	Knoxville
Oct. 2	Auburn (8)	L, 10-34	Auburn
Oct. 9	Georgia (3)	W, 19-14	Athens
Dec. 4	Auburn (3)	L, 28-38	Atlanta (SEC)
Jan. 1	Texas A&M (22)	W, 38-7	Cotton Bowl

2005		1-4	
Sept. 17	Florida (6)	L, 7-16	Gainesville
Sept. 26	LSU (4)	W, 30-27 ot	Baton Rouge
Oct. 8	Georgia (5)	L, 14-27	Knoxville
Oct. 22	Alabama (5)	L, 3-6	Tuscaloosa
Nov. 5	Notre Dame (8)	L, 21-41	South Bend

2006		2-3	
Sept. 2	California (9)	W, 35-18	Knoxville
Sept. 16	Florida (7)	L, 20-21	Knoxville
Oct. 7	Georgia (10)	W, 51-33	Athens
Nov. 4	LSU (13)	L, 24-28	Knoxville
Nov. 11	Arkansas (11)	L, 14-31	Fayetteville

2007		3-3	
Sept. 1	California (12)	L, 31-45	Berkeley
Sept. 15	Florida (5)	L, 20-59	Gainesville
Oct. 6	Georgia (12)	W, 35-14	Knoxville
Oct. 27	South Carolina (15)	W, 27-24	Knoxville
Dec. 1	LSU (5)	L, 14-21	Atlanta (SEC)
Jan. 1	Wisconsin (18)	W, 21-17	Outback Bowl

2008		0-4	
Sept. 20	Florida (4)	L, 6-30	Knoxville
Sept. 27	Auburn (15)	L, 12-14	Auburn
Oct. 11	Georgia (10)	L, 14-26	Athens
Oct. 25	Alabama (2)	L, 9-29	Knoxville

2009		1-3	
Sept. 19	Florida (1)	L, 13-23	Gainesville
Oct. 24	Alabama (1)	L, 10-12	Tuscaloosa
Oct. 31	South Carolina (21)	W, 31-13	Knoxville
Dec. 31	Virginia Tech (12)	L, 14-37	Chick-fil-A Bowl

2010		0-5	
Sept. 11	Oregon (7)	L, 13-48	Knoxville
Sept. 18	Florida (10)	L, 17-31	Knoxville
Oct. 2	LSU (12)	L, 14-16	Baton Rouge
Oct. 23	Alabama (7)	L, 10-41	Knoxville
Oct. 30	South Carolina (17)	L, 24-38	Columbia

2011		0-5	
Sept. 17	Florida (16)	L, 23-33	Gainesville
Oct. 15	LSU (1)	L, 7-38	Knoxville
Oct. 22	Alabama (2)	L, 6-37	Tuscaloosa
Oct. 29	South Carolina (14)	L, 3-14	Knoxville
Nov. 12	Arkansas (8)	L, 7-49	Fayetteville

2012		0-5	
Sept. 15	Florida (18)	L, 20-37	Knoxville
Sept. 29	Georgia (5)	L, 44-51	Athens
Oct. 13	Mississippi State (19)	L, 31-41	Starkville
Oct. 20	Alabama (1)	L, 13-44	Knoxville
Oct. 27	South Carolina (17)	L, 35-38	Columbia

2013*		1-6	
Sept. 14	Oregon (2)	L, 14-59	Eugene
Sept. 21	Florida (19)	L, 17-31	Gainesville
Oct. 5	Georgia (6)	L, 31-34 ot	Knoxville
Oct. 19	South Carolina (11)	W, 23-21	Knoxville
Oct. 26	Alabama (1)	L, 10-45	Tuscaloosa
Nov. 2	Missouri (10)	L, 3-31	Columbia
Nov. 9	Auburn (7)	L, 23-55	Knoxville

** UT played ranked teams in 7 of 8 games, the most by any team since Pitt in 1993*

2014		0-5	
Sept. 13	Oklahoma (4)	L, 10-34	Norman
Sept. 27	Georgia (12)	L, 32-35	Athens
Oct. 18	Ole Miss (3)	L, 3-34	Oxford
Oct. 25	Alabama (4)	L, 20-34	Knoxville
Nov. 22	Missouri (19)	L, 21-29	Knoxville

ALL-TIME NON-SATURDAY GAMES

SUNDAY (4-2-1)

12/3/1905	at Grant [UTC]	L,0-5
12/13/1981	Wisconsin (E. Rutherford)	W, 23-21
8/30/1987	Iowa (E. Rutherford)	W, 23-22
8/26/1990	Colorado (Anaheim)	T, 31-31
1/2/2000	Nebraska (Tempe)	L, 21-31
9/5/2004	UNLV	W, 42-17
8/31/2014	Utah State	W, 38-7

MONDAY (12-11-1)

10/24/1892	at Sewanee	L, 0-54
11/8/1897	North Carolina	L, 0-16
12/25/1899	at Grant [UTC]	W, 6-0
10/22/1900	at Vanderbil	T, 0-0
10/31/1910	at Mississippi A&M [Miss St]	L, 0-48
11/19/1906	at Clemson	L, 0-16
10/21/1907	at Clemson	W, 4-0
11/18/1907	Arkansas (Little Rock)	W, 14-2
1/2/1939	Oklahoma (Miami)	W, 17-0
1/1/1940	Southern Cal (Pasadena)	L, 0-14
1/1/1945	Southern Cal (Pasadena)	L, 0-25
1/1/1951	Texas (Dallas)	W, 20-14
1/1/1968	Oklahoma (Miami)	L, 24-26
12/20/1971	Arkansas (Memphis)	W, 14-13
12/16/1974	Maryland (Memphis)	W, 7-3
12/31/1979	Purdue (Houston)	L, 22-27
12/29/1986	Minnesota (Memphis)	W, 21-14
1/1/1990	Arkansas (Dallas)	W, 31-27
1/1/1996	Ohio State (Orlando)	W, 20-14
1/4/1999	Florida State (Tempe)	W, 23-16
1/1/2001	Kansas State (Dallas)	L, 21-35
9/26/2005	at LSU	W, 30-27 (OT)
1/1/2007	Penn State (Tampa)	L, 10-20
9/1/2008	at UCLA	L, 24-27 (OT)

TUESDAY (5-4-0)

11/7/1893	at North Carolina	L, 0-60
11/27/1900	Grant [UTC]	W, 28-0
10/21/1902	Maryville	W, 34-0
1/1/1952	Maryland (New Orleans)	L, 13-28
1/1/1957	Baylor (New Orleans)	L, 7-13
1/1/1991	Virginia (New Orleans)	W, 23-22
1/1/2002	Michigan (Orlando)	W, 45-17
12/31/2002	Maryland (Atlanta)	L, 3-30
1/1/2008	Wisconsin (Tampa)	W, 21-17

WEDNESDAY (4-6-1)

11/2/1892	Sewanee	L, 0-10
10/11/1899	King	W, 11-5
10/10/1900	King	W, 22-0
11/16/1904	Cincinnati	L, 0-35
11/21/1906	at Georgia	T, 0-0
1/1/1941	Boston College (New Orleans)	L, 13-19
1/1/1947	Rice (Miami)	L, 0-8
1/1/1969	Texas (Dallas)	L, 13-36
1/1/1986	Miami (New Orleans)	W, 35-7
1/1/1992	Penn State (Tempe)	L, 17-42
1/1/1997	Northwestern (Orlando)	W, 48-28

THURSDAY (25-20-7)

11/17/1892	Vanderbilt	L, 0-12
11/24/1892	Wake Forest	L, 6-10
11/30/1893	Asheville Ath.	W, 12-6
10/22/1896	Williamsburg Inst.	W, 10-6
11/26/1896	Central University	W, 30-0
11/25/1897	Virginia Tech (Roanoke)	W, 18-0
11/23/1899	Washington & Lee	W, 11-0
11/30/1899	Kentucky University	W, 41-0
11/1/1900	North Carolina	L, 5-22
11/28/1901	Alabama (Birmingham)	T, 6-6
11/27/1902	Clemson	L, 0-11
10/29/1903	at South Carolina	L, 0-24
11/26/1903	Alabama (Birmingham)	L, 0-24
11/24/1904	Alabama (Birmingham)	W, 5-0
11/30/1905	Alabama (Birmingham)	L, 0-29
10/25/1906	at American Temperance Univ.	T, 5-5
11/29/1906	Alabama (Birmingham)	L, 0-51
11/28/1907	Alabama (Birmingham)	L, 0-5
11/26/1908	Alabama (Birmingham)	L, 0-4
11/25/1909	Transylvania	W, 11-0
11/30/1911	Kentucky State (Lexington)	L, 0-12
11/28/1912	Alabama (Birmingham)	L, 0-7
11/27/1913	Kentucky State (Lexington)	W, 13-7
11/26/1914	at Sewanee	W, 14-7
11/25/1915	Kentucky State (Lexington)	L, 0-6
11/30/1916	Kentucky State	T, 0-0
11/27/1919	at Kentucky	L, 0-13
11/25/1920	Kentucky	W, 14-7
11/24/1921	at Kentucky	T, 0-0
11/30/1922	Kentucky	W, 14-7
11/29/1923	at Kentucky	W, 18-0
11/27/1924	Kentucky	L, 6-27
11/26/1925	at Kentucky	L, 20-23
11/25/1926	Kentucky	W, 6-0
11/24/1927	at Kentucky	W, 20-0
11/29/1928	Kentucky	T, 0-0
11/28/1929	at Kentucky	T, 6-6
11/27/1930	Kentucky	W, 8-0
11/26/1931	at Kentucky	T, 6-6
11/24/1932	Kentucky	W, 26-0
11/30/1933	at Kentucky	W, 27-0
11/29/1934	Kentucky	W, 19-0
11/28/1935	at Kentucky	L, 0-27
11/26/1936	Kentucky	W, 7-6
11/25/1937	at Kentucky	W, 13-0
11/24/1938	Kentucky	W, 46-0
11/30/1939	at Kentucky	W, 19-0
1/1/1953	Texas (Dallas)	L, 0-16
9/5/1991	at Louisville	W, 28-11
10/3/1996	Mississippi (Memphis)	W, 41-3
12/31/2009	Virginia Tech (Atlanta)	L, 14-37
12/30/2010	North Carolina (Nashville)	L, 27-30 (2OT)

FRIDAY (13-7-0)

10/21/1892	at Vanderbilt	L, 4-22
11/3/1893	at Wake Forest	L, 0-64
10/15/1897	King	W, 28-0
11/26/1897	at Bristol A.C.	W, 12-0
11/7/1902	at Nashville	W, 10-0
11/14/1913	at Alabama	L, 0-6
10/3/1919	Maryville	W, 32-2
10/24/1924	Miss A&M [Miss St.] (Memphis)	L, 2-7
10/15/1926	Maryville	W, 6-0
10/5/1934	at North Carolina	W, 19-7
9/29/1939	at NC State	W, 13-0
1/4/1943	Tulsa (New Orleans)	W, 14-7
1/1/1971	Air Force (New Orleans)	W, 34-13
12/31/1982	Iowa (Atlanta)	L, 22-28
1/1/1993	Boston College (Tampa)	W, 28-23
12/30/1994	Virginia Tech (Gainesville)	W, 45-23
1/2/1998	Nebraska (Miami)	L, 17-42
1/2/2004	Clemson (Atlanta)	L, 14-27
8/31/2012	NC State (Atlanta)	W, 35-21
1/2/2015	Iowa (Jacksonville)	W, 45-28

All-Time Record In Non-Saturday Games: 63-50-10

RECORD BY STATE

ALABAMA (25-45-7)

Auburn		2-7-1
Birmingham		19-31-6
v. Alabama	14-21-6	
v. Auburn	4-10-0	
v. Howard	1-0-0	
Tuscaloosa		4-7-0

ARIZONA (1-2)

Tempe		1-2-0
v. Florida State	1-0-0	
v. Nebraska	0-1-0	
v. Penn State	0-1-0	

ARKANSAS (5-3)

Fayetteville		2-3-0
Little Rock		3-0-0

CALIFORNIA (2-8-1)

Anaheim		0-0-1
v. Colorado	0-0-1	
Berkeley		0-1-0
Los Angeles		0-3-0
v. UCLA	0-2-0	
v. USC	0-1-0	
Pasadena		2-4-0
v. UCLA	2-2-0	
v. USC	0-2-0	

FLORIDA (21-19)

Gainesville		6-12-0
v. Florida	5-12-0	
v. Virginia Tech	1-0-0	
Jacksonville		5-2-0
v. Florida	2-1-0	
v. Iowa	1-0-0	
v. Syracuse	1-0-0	
v. Texas A&M	1-0-0	
v. Texas Tech	0-1-0	
Miami		2-3-0
v. Miami (Fla.)	1-0-0	
v. Nebraska	0-1-0	
v. Oklahoma	1-1-0	
v. Rice	0-1-0	
Orlando		4-1-0
v. Maryland	1-0-0	
v. Michigan	1-0-0	
v. Northwestern	1-0-0	
v. Ohio State	1-0-0	
v. Penn State	0-1-0	
Tampa		4-1-0
v. Boston College	1-0-0	
v. Florida	1-0-0	
v. Penn State	0-1-0	
v. Tampa	1-0-0	
v. Wisconsin	1-0-0	

GEORGIA (26-31-1)

Athens		10-11-1
Atlanta		15-19-0
v. Auburn	1-1-0	
v. Clemson	0-1-0	
v. Georgia Tech	11-12-0	
v. Indiana	1-0-0	
v. Iowa	0-1-0	
v. LSU	0-2-0	
v. Maryland	0-1-0	
v. Mississippi State	1-0-0	
v. NC State	1-0-0	
v. Virginia Tech	0-1-0	
Columbus		1-0-0
Macon		0-1-0

HAWAII (1-0)

Honolulu		1-0-0

INDIANA (2-2)

South Bend		2-2-0

KENTUCKY (39-14-3)

Danville		1-0-0
Lexington		36-14-3
Louisville		2-0-0

LOUISIANA (13-8-2)

Baton Rouge		8-4-2
New Orleans		5-4-0
v. Air Force	1-0-0	
v. Baylor	0-1-0	
v. Boston College	0-1-0	
v. Maryland	0-1-0	
v. Miami (Fla.)	1-0-0	
v. Tulane	1-1-0	
v. Tulsa	1-0-0	
v. Virginia	1-0-0	

MARYLAND (1-0)

College Park		1-0-0

MASSACHUSETTS (3-1)

Chestnut Hill		3-1-0

MISSISSIPPI (11-10)

Jackson		3-3-0
Oxford		3-2-0
Starkville		5-5-0

MISSOURI (0-1)

Columbia		0-1-0

NEW HAMPSHIRE (0-1)

Hanover		0-1-0

NEW JERSEY (3-0)

East Rutherford		3-0-0
v. Iowa	1-0-0	
v. Rutgers	1-0-0	
v. Wisconsin	1-0-0	

NEW YORK (3-2)

New York City		1-1-0
v. Fordham	0-1-0	
v. NYU	1-0-0	
Syracuse		1-0-0
West Point		1-1-0

NORTH CAROLINA (13-12-2)

Chapel Hill		9-4-0
Durham		3-6-2
Raleigh		1-1-0
Winston-Salem		0-1-0

OKLAHOMA (0-1)

Norman		0-1-0

OREGON (0-1)

Eugene		0-1-0

SOUTH CAROLINA (11-7-3)

Clemson		2-2-1
Columbia		9-5-2

TENNESSEE (621-192-34)

Chattanooga		13-4-1
v. Chattanooga A.C.	2-0-0	
v. Sewanee	4-3-0	
v. Chattanooga	7-1-1	
Harriman		0-0-1
v. American Temp. U.	0-0-1	
Knoxville		524-150-25
v. Air Force	1-0-0	
v. Akron	2-0-0	
v. Alabama	20-24-1	
v. UAB	4-0-0	
v. American Temp. U.	2-0-0	
v. Arkansas	6-1-0	
v. Arkansas State	2-0-0	
v. Army	3-1-1	
v. Asheville Athletes	1-0-0	
v. Athens	1-0-0	
v. Auburn	14-10-2	

v. Austin Peay	1-0-0
v. Boston College	4-0-0
v. Buffalo	1-0-0
v. California	2-1-0
v. UCLA	4-2-2
v. UC-Santa Barbara	1-0-0
v. Carson Newman	12-0-0
v. Central University	1-0-0
v. Centre	9-3-2
v. Chattanooga	31-1-1
v. Cincinnati	5-1-0
v. The Citadel	2-0-0
v. Clemson	9-3-1
v. Colorado State	4-0-0
v. Cumberland (Ky.)	2-0-0
v. Cumberland (Tenn.)	1-0-0
v. Davidson	1-0-0
v. Dayton	4-0-0
v. Duke	11-7-0
v. East Carolina	1-0-0
v. Emory & Henry	5-0-0
v. Florida	11-12-0
v. Florida State	0-1-0
v. Fordham	1-0-0
v. Fresno State	1-0-0
v. Furman	2-0-0
v. Georgetown (Ky.)	3-0-0
v. Georgia	11-10-1
v. Georgia State	1-0-0
v. Georgia Tech	13-5-2
v. Hawai'i	1-0-0
v. Houston	2-0-0
v. Howard	1-0-0
v. Iowa State	1-0-0
v. Kansas	1-0-0
v. Kentucky	41-10-6
v. King College	7-0-0
v. La.-Lafayette	2-0-0
v. La.-Monroe	1-0-0
v. LSU	11-3-1
v. Louisiana Tech	2-0-0
v. Louisville	3-0-0
v. Marshall	2-0-0
v. Maryland	2-0-0
v. Maryville	23-1-1
v. Memphis	12-0-0
v. Mercer	2-0-0
v. Miami (Fla.)	0-1-0
v. MTSU	2-0-0
v. Mississippi	25-5-0
v. Mississippi State	13-7-0
v. Missouri	0-2-0
v. Montana	1-0-0
v. Mooney School	2-0-0
v. Nashville	0-0-1
v. UNLV	2-0-0
v. New Mexico	2-0-0
v. North Carolina	11-6-1
v. North Texas	0-1-0
v. Northern Illinois	1-0-0
v. Notre Dame	2-2-0
v. Ohio	1-0-0
v. Oklahoma State	1-0-0
v. Oregon	0-1-0
v. Oregon State	1-0-1
v. Pacific	1-0-0
v. Penn State	2-0-0
v. Pittsburgh	0-2-0
v. Rhodes College	2-0-0
v. Rice	1-0-0
v. Richmond	1-0-0
v. Rutgers	2-1-0
v. Sewanee	8-4-0
v. South Alabama	1-0-0
v. South Carolina	15-2-0
v. Southern Cal	0-1-0
v. SMU	1-0-0
v. Southern Miss	5-0-0
v. Syracuse	1-0-0
v. Tampa	1-0-0
v. Temple	2-0-0
v. Tennessee Martin	1-0-0
v. Tenn. Military Inst.	1-0-0
v. Tenn. School Deaf	1-0-0
v. Tennessee Tech	5-0-0
v. Texas Christian	2-0-0
v. UTEP	2-0-0
v. Texas Tech	1-0-0
v. Transylvania	4-1-0
v. Troy	1-0-0
v. Tulane	3-0-0
v. Tulsa	3-0-0
v. Tusculum	3-0-0
v. Utah	3-0-0
v. Utah State	1-0-0
v. Vanderbilt	37-11-1
v. Villanova	1-0-0
v. Virginia	2-1-0
v. Va. Military Inst.	0-1-0
v. Virginia Tech	3-1-0
v. Wake Forest	5-2-0
v. Washington & Lee	4-0-0
v. Washington State	4-1-0
v. Western Kentucky	2-0-0
v. Wichita State	1-0-0
v. William & Mary	1-0-0
v. Wofford	1-0-0
v. Wyoming	1-1-0
Maryville	2-0-0
Memphis	42-15-3
v. Arkansas	1-0-0
v. Army	1-0-0
v. UCLA	1-0-0
v. The Citadel	1-0-0
v. Kansas	1-0-0
v. Maryland	1-0-0
v. Memphis	10-1-0
v. Minnesota	1-0-0
v. Mississippi	13-10-1
v. Mississippi State	9-4-1
v. Rhodes College	1-0-0
v. Tenn. Med. School	1-0-1
v. Wake Forest	1-0-0
Nashville	40-20-4
v. Nashville	2-1-0
v. North Carolina	0-1-0
v. Vanderbilt	37-18-4
v. Wyoming	1-0-0
Sewanee	0-3-0

TEXAS (6-6)

Dallas	3-3-0
v. Arkansas	1-0-0
v. Kansas State	0-1-0
v. Texas	1-2-0
v. Texas A&M	1-0-0
El Paso	0-1-0
v. Maryland	0-1-0
Houston	3-2-0
v. Houston	0-1-0
v. LSU	1-0-0
v. Purdue	0-1-0
v. Rice	1-0-0
v. Tulsa	1-0-0

VIRGINIA (3-1)

Blacksburg	0-1-0
Bristol	1-0-0
Roanoke	2-0-0
v. Virginia Tech	1-0-0
v. Washington & Lee	1-0-0

WASHINGTON D.C. (1-0)

Washington, D.C.	1-0-0

Never Played a Game Within Its Borders...
Alaska, Colorado, Connecticut, Delaware, Idaho, Illinois, Iowa, Kansas, Maine, Michigan, Minnesota, Montana, Nebraska, Nevada, New Mexico, North Dakota, Ohio, Pennsylvania, Rhode Island, South Dakota, Utah, Vermont, Washington, West Virginia, Wisconsin, Wyoming

RECORD BY CALENDAR DATE

AUGUST (8-0-1, .944)

AUGUST 26 (0-0-1)

1990	T, 31-31	Colorado (N) @ Anaheim, Calif. (Pigskin Classic I)

AUGUST 30 (3-0)

1987	W, 23-22	No. 16 Iowa (N) @ East Rutherford, N.J. (Kickoff Classic V)
1997	W, 52-17	TEXAS TECH
2003	W, 24-6	FRESNO STATE

AUGUST 31 (5-0)

1996	W, 62-3	UNLV
2002	W, 47-7	Wyoming (N) @ Nashville, Tenn.
2012	W, 35-21	NC State (N) @ Atlanta, Ga.
2013	W, 45-0	Austin Peay
2014	W, 38-7	Utah State

SEPTEMBER (136-68-9, .660)

SEPTEMBER 1 (3-2)

1984	W, 34-27	WASHINGTON STATE
1990	W, 55-7	PACIFIC
2001	W, 33-9	SYRACUSE
2007	L, 31-45	No. 12 California
2008	L, 24-27	at UCLA (OT)

SEPTEMBER 2 (4-0)

1989	W, 17-14	COLORADO STATE
1995	W, 27-7	EAST CAROLINA
2000	W, 19-16	No. 22 SOUTHERN MISS
2006	W, 35-18	No. 9 CALIFORNIA

SEPTEMBER 3 (2-3)

1983	L, 3-13	PITTSBURGH
1988	L, 17-28	No. 12 Georgia
1994	L, 23-25	at No. 14 UCLA
2005	W, 17-10	UAB
2011	W, 42-16	MONTANA

SEPTEMBER 4 (3-1)

1982	L, 24-25	DUKE
1993	W, 50-0	LOUISIANA TECH
1999	W, 42-17	WYOMING
2010	W, 50-0	TENNESSEE-MARTIN

SEPTEMBER 5 (6-1)

1981	L, 0-44	No. 10 Georgia
1987	W, 49-3	COLORADO STATE
1991	W, 28-11	Louisville
1992	W, 38-3	SOUTHWESTERN LOUISIANA
1998	W, 34-33	No. 17 Syracuse
2004	W, 42-17	UNLV
2009	W, 63-7	WESTERN KENTUCKY

SEPTEMBER 6 (4-1)

1980	L, 15-16	No. 16 GEORGIA
1986	W, 35-21	NEW MEXICO
1997	W, 30-24	at UCLA
2003	W, 34-24	MARSHALL
2014	W, 34-19	ARKANSAS STATE

SEPTEMBER 7 (3-0-1)

1974	T, 17-17	No. 12 UCLA
1996	W, 35-20	UCLA
2002	W, 26-3	MTSU
2013	W, 52-20	WESTERN KENTUCKY

SEPTEMBER 8 (4-0)

1990	W, 40-7	Mississippi State
2001	W, 13-3	Arkansas
2007	W, 39-19	SOUTHERN MISSISSIPPI
2012	W, 51-13	GEORGIA STATE

SEPTEMBER 9 (4-0)

1972	W, 34-3	Georgia Tech
1989	W, 24-6	at No. 6 UCLA
1995	W, 30-27	GEORGIA
2006	W, 31-30	AIR FORCE

SEPTEMBER 10 (2-2)

1977	L, 17-27	CALIFORNIA
1983	W, 31-6	NEW MEXICO
1988	L, 26-31	DUKE
1994	W, 41-23	No. 23 Georgia
2011	W, 45-23	CINCINNATI

SEPTEMBER 11 (2-2)

1976	L, 18-21	DUKE
1982	W, 23-21	IOWA STATE
1993	W, 38-6	No. 22 GEORGIA
2010	L, 13-48	No. 7 OREGON

SEPTEMBER 12 (2-2)

1981	L, 7-43	Southern California
1987	W, 38-10	Mississippi State
1992	W, 34-31	No. 14 Georgia
2009	L, 15-19	UCLA

SEPTEMBER 13 (2-2)

1975	W, 26-8	No. 14 MARYLAND
1980	L, 17-20	SOUTHERN CALIFORNIA
1986	L, 23-27	MISSISSIPPI STATE
2008	W, 35-3	ALABAMA-BIRMINGHAM
2014	L, 10-34	No. 4 Oklahoma

SEPTEMBER 14 (1-1-2)

1968	T, 17-17	GEORGIA
1985	T, 26-26	No. 10 UCLA
1991	W, 30-16	No. 21 UCLA
2013	L, 14-59	No. 2 Oregon

SEPTEMBER 15 (4-2)

1973	W, 21-17	DUKE
1979	W, 28-16	Boston College
1984	W, 27-21	UTAH
1990	W, 56-0	TEXAS EL PASO
2007	L, 20-59	No. 5 Florida
2012	L, 20-37	No. 18 FLORIDA

SEPTEMBER 16 (2-5)

1967	L, 16-20	at No. 8 UCLA
1972	W, 28-21	No. 6 PENN STATE
1978	L, 0-13	No. 9 UCLA
1989	W, 28-6	DUKE
1995	L, 37-62	No. 4 Florida
2000	L, 23-27	No. 6 FLORIDA
2006	L, 20-21	No. 6 FLORIDA

SEPTEMBER 17 (1-4)

1977	W, 24-18	BOSTON COLLEGE
1988	L, 9-34	No. 9 LOUISIANA STATE
1994	L, 0-31	No. 1 FLORIDA
2005	L, 7-16	No. 6 Florida
2011	L, 23-33	No. 16 Florida

SEPTEMBER 18 (4-3)

1965	W, 21-0	ARMY
1971	W, 48-6	UC SANTA BARBARA
1976	W, 31-0	TEXAS CHRISTIAN
1993	L, 34-41	No. 9 Florida
1999	L, 21-23	No. 4 Florida
2004	W, 30-28	No. 11 FLORIDA
2010	L, 17-31	No. 10 FLORIDA

SEPTEMBER 19 (5-1)

1964	W, 10-6	CHATTANOOGA
1970	W, 28-3	SOUTHERN METHODIST
1981	W, 42-0	COLORADO STATE
1992	W, 31-14	No. 4 FLORIDA
1998	W, 20-17	No. 2 FLORIDA (OT)
2009	L, 13-23	No. 1 Florida

SEPTEMBER 20 (4-3)

1941	W, 32-6	FURMAN
1969	W, 31-0	CHATTANOOGA
1975	L, 28-34	at UCLA
1980	W, 35-23	WASHINGTON STATE
1997	L, 20-33	No. 2 Florida
2003	W, 24-10	No. 17 Florida
2008	L, 6-30	No. 4 FLORIDA

SEPTEMBER 21 (3-3)

1963	W, 34-6	RICHMOND
1974	W, 17-3	KANSAS
1991	W, 26-24	No. 23 MISSISSIPPI STATE
1996	L, 29-35	No. 4 FLORIDA
2002	L, 13-30	No. 10 FLORIDA
2013	L, 17-31	No. 21 Florida

SEPTEMBER 22 (4-0-1)

1973	W, 37-18	Army
1979	W, 51-18	UTAH
1984	T, 24-24	ARMY
2007	W, 48-27	ARKANSAS STATE
2012	W, 47-26	AKRON

SEPTEMBER 23 (6-0-1)

1922	W, 50-0	EMORY & HENRY
1950	W, 56-0	SOUTHERN MISSISSIPPI
1972	W, 45-6	WAKE FOREST
1978	T, 13-13	OREGON STATE
1995	W, 52-14	MISSISSIPPI STATE
2000	W, 70-3	LOUISIANA-MONROE
2006	W, 33-7	MARSHALL

SEPTEMBER 24 (7-5)

1921	W, 27-0	EMORY & HENRY
1927	W, 33-0	CARSON-NEWMAN
1932	W, 13-0	Chattanooga
1938	W, 26-3	UNIVERSITY OF THE SOUTH
1949	W, 10-0	MISSISSIPPI STATE
1955	L, 7-13	MISSISSIPPI STATE
1960	W, 10-3	Auburn (N) @ Birmingham, Ala.
1966	W, 28-0	Auburn (N) @ Birmingham, Ala.
1977	L, 12-14	AUBURN
1983	L, 14-37	No. 11 AUBURN
1988	L, 6-38	No. 4 Auburn
1994	L, 21-24	Mississippi State

SEPTEMBER 25 (9-4-1)

1915	W, 101-0	CARSON-NEWMAN
1920	W, 45-0	EMORY & HENRY
1926	W, 13-0	CARSON-NEWMAN
1937	W, 32-0	WAKE FOREST
1948	L, 6-21	MISSISSIPPI STATE
1954	W, 19-7	Mississippi State (N) @ Memphis, Tenn.
1965	T, 13-13	AUBURN
1971	L, 9-10	No. 5 AUBURN
1976	L, 28-38	Auburn (N) @ Birmingham, Ala.
1982	L, 14-24	Auburn
1993	W, 42-20	LOUISIANA STATE
1999	W, 17-16	MEMPHIS
2004	W, 42-17	LOUISIANA TECH
2010	W, 32-29	ALABAMA-BIRMINGHAM (2 OT)

SEPTEMBER 26 (9-3-2)

1914	W, 89-0	CARSON-NEWMAN
1931	W, 33-0	MARYVILLE
1936	W, 13-0	Chattanooga
1942	T, 0-0	South Carolina
1953	L, 0-26	MISSISSIPPI STATE
1959	W, 3-0	No. 3 AUBURN
1964	L, 0-3	No. 8 Auburn (N) @ Birmingham, Ala.
1970	L, 23-36	Auburn (N) @ Birmingham, Ala.
1981	W, 10-7	AUBURN
1987	T, 20-20	No. 3 AUBURN
1992	W, 40-0	CINCINNATI
1998	W, 42-7	HOUSTON
2005	W, 30-27	No. 4 Louisiana State (OT)
2009	W, 34-23	OHIO

SEPTEMBER 27 (8-4)

1913	W, 58-0	CARSON-NEWMAN
1919	W, 29-6	TUSCULUM
1930	W, 54-0	MARYVILLE
1947	L, 0-27	Georgia Tech
1952	W, 14-7	Mississippi State (N) @ Memphis, Tenn.
1958	L, 0-13	No. 3 Auburn (N) @ Birmingham, Ala.
1969	W, 45-19	AUBURN
1975	W, 21-17	AUBURN
1980	W, 42-0	Auburn
1986	L, 8-34	No. 8 Auburn
2003	W, 23-20	SOUTH CAROLINA (OT)
2008	L, 12-14	No. 15 Auburn
2014	L, 32-35	No. 12 Georgia

SEPTEMBER 28 (9-3)

1929	W, 40-6	CENTRE
1935	W, 20-0	SOUTHWESTERN
1940	W, 49-0	MERCER
1946	W, 13-9	GEORGIA TECH
1957	L, 0-7	AUBURN
1963	L, 19-23	AUBURN
1968	W, 24-17	MEMPHIS STATE
1974	L, 0-21	Auburn
1985	W, 38-20	No. 1 AUBURN
1991	W, 30-21	No. 13 AUBURN
2002	W, 35-14	RUTGERS
2013	W, 31-24	SOUTH ALABAMA

SEPTEMBER 29 (9-4-1)

1923	L, 0-41	Army
1928	W, 41-0	MARYVILLE
1934	W, 32-0	CENTRE
1939	W, 13-0	NC State
1945	W, 7-6	WAKE FOREST
1951	W, 14-0	MISSISSIPPI STATE
1956	W, 35-7	Auburn (N) @ Birmingham, Ala.
1962	L, 21-22	Auburn (N) @ Birmingham, Ala.
1973	W, 21-0	No. 11 AUBURN
1979	W, 35-17	AUBURN
1984	L, 10-29	No. 20 Auburn
1990	T, 26-26	No. 3 Auburn
2001	W, 26-18	No. 14 LOUISIANA STATE
2012	L, 44-51	No. 5 Georgia

SEPTEMBER 30 (9-5)

1905	W, 16-6	TENN. SCHOOL FOR DEAF
1916	W, 33-0	TUSCULUM
1922	W, 32-7	CARSON-NEWMAN
1933	W, 27-0	VIRGINIA TECH
1944	W, 26-13	KENTUCKY
1950	L, 0-7	Mississippi State
1961	L, 21-24	AUBURN
1967	W, 27-13	AUBURN
1972	L, 6-10	Auburn (N) @ Birmingham, Ala.
1978	L, 10-29	Auburn (N) @ Birmingham, Ala.
1989	W, 21-14	No. 4 AUBURN
1995	W, 31-0	OKLAHOMA STATE
2000	L, 31-38	Louisiana State (OT)
2006	W, 41-7	Memphis

OCTOBER (295-144-21, .664)

OCTOBER 1 (11-4-1)

1904	W, 17-0	MARYVILLE
1910	L, 2-17	CENTRE
1921	W, 7-0	Maryville
1927	W, 26-0	North Carolina
1932	W, 33-0	MISSISSIPPI
1938	W, 20-7	CLEMSON
1949	L, 7-21	DUKE
1955	L, 0-21	No. 16 DUKE
1960	T, 0-0	Mississippi State (N) @ Memphis, Tenn.
1966	W, 23-3	RICE
1977	W, 41-10	OREGON STATE
1983	W, 45-6	The Citadel (N) @ Memphis, Tenn.
1988	L, 24-52	WASHINGTON STATE

1994	W, 10-9	No. 17 WASHINGTON STATE
2005	W, 27-10	MISSISSIPPI
2011	W, 41-10	BUFFALO

OCTOBER 2 (9-3-2)

1909	T, 0-0	CENTRE
1915	W, 21-0	TUSCULUM
1920	W, 47-0	MARYVILLE
1926	W, 34-0	NORTH CAROLINA
1937	W, 27-0	VIRGINIA TECH
1948	T, 7-7	Duke
1954	L, 6-7	No. 7 Duke
1971	W, 20-13	Florida
1976	W, 21-19	CLEMSON
1982	W, 10-3	WASHINGTON STATE
1993	W, 52-19	DUKE
1999	W, 24-0	AUBURN
2004	L, 10-34	No. 8 AUBURN
2010	L, 14-16	No. 12 Louisiana State

OCTOBER 3 (14-3)

1903	W, 17-0	MARYVILLE
1908	W, 12-0	NORTH CAROLINA
1914	W, 55-3	KING
1919	W, 32-2	MARYVILLE
1925	W, 51-0	EMORY & HENRY
1931	W, 44-0	CLEMSON
1936	L, 6-14	North Carolina
1942	W, 40-14	FORDHAM
1953	L, 7-21	DUKE
1959	W, 22-6	MISSISSIPPI STATE
1964	W, 14-13	Mississippi State (N) @ Memphis, Tenn.
1970	W, 48-3	ARMY
1987	W, 38-12	CALIFORNIA
1992	W, 20-0	Louisiana State
1996	W, 41-3	Mississippi (N) @ Memphis, Tenn.
1998	W, 17-9	Auburn
2009	L, 22-26	AUBURN

OCTOBER 4 (9-4)

1913	W, 95-0	ATHENS
1924	W, 27-0	EMORY & HENRY
1930	W, 18-0	CENTRE
1941	L, 0-19	Duke
1947	L, 7-19	DUKE
1952	L, 0-7	No. 10 Duke
1958	W, 13-8	No. 11 Mississippi State (N) @ Memphis, Tenn.
1969	W, 55-16	Memphis State
1986	W, 26-16	TEXAS EL PASO
1997	W, 31-17	MISSISSIPPI
2003	L, 21-28	Auburn
2008	W, 13-9	NORTHERN ILLINOIS
2014	L, 9-10	FLORIDA

OCTOBER 5 (11-3)

1907	W, 30-0	TENNESSEE MILITARY INSTITUTE
1912	W, 101-0	KING
1929	W, 20-0	Chattanooga
1934	W, 19-7	North Carolina
1935	L, 13-38	NORTH CAROLINA
1940	W, 13-0	DUKE
1946	W, 12-7	Duke
1957	W, 14-9	MISSISSIPPI STATE
1963	L, 0-7	MISSISSIPPI STATE
1968	W, 52-0	Rice
1974	W, 17-10	TULSA
1985	W, 31-29	WAKE FOREST
2002	W, 41-38	ARKANSAS (6 OT)
2013	L, 31-34	No. 6 GEORGIA (OT)

OCTOBER 6 (7-3-1)

1906	W, 10-0	AMERICAN UNIVERSITY
1923	T, 14-14	MARYVILLE
1928	W, 41-7	CENTRE
1945	W, 48-13	WILLIAM & MARY
1951	W, 26-0	No. 16 DUKE
1956	W, 33-20	Duke
1962	L, 6-7	Mississippi State (N) @ Memphis, Tenn.
1973	W, 28-27	Kansas (N) @ Memphis, Tenn.
1979	L, 9-28	Mississippi State (N) @ Memphis, Tenn.
2001	L, 24-26	GEORGIA
2007	W, 35-14	No. 12 GEORGIA

OCTOBER 7 (14-1)

1905	W, 104-0	AMERICAN UNIVERSITY
1911	W, 27-0	MOONEY SCHOOL
1916	W, 32-6	MARYVILLE
1922	W, 21-0	MARYVILLE
1933	W, 20-0	MISSISSIPPI STATE
1939	W, 40-0	UNIVERSITY OF THE SOUTH
1944	W, 20-7	Mississippi (N) @ Memphis, Tenn.
1950	W, 28-7	No. 14 Duke
1961	W, 17-3	MISSISSIPPI STATE
1972	W, 38-7	Memphis State
1978	W, 31-13	ARMY
1989	W, 17-14	GEORGIA
1995	W, 49-31	Arkansas
2000	L, 10-21	No. 19 Georgia
2006	W, 51-33	No. 10 Georgia

OCTOBER 8 (10-4)

1910	W, 7-0	MOONEY SCHOOL
1921	W, 21-0	CHATTANOOGA
1927	W, 7-0	MARYVILLE
1932	W, 20-7	NORTH CAROLINA
1938	W, 7-0	AUBURN
1949	W, 39-7	CHATTANOOGA
1955	W, 13-0	CHATTANOOGA
1960	W, 62-7	TAMPA
1966	L, 3-6	No. 9 Georgia Tech
1977	L, 8-24	GEORGIA TECH
1983	W, 20-6	LOUISIANA STATE
1994	W, 38-21	ARKANSAS
2005	L, 14-27	No. 5 GEORGIA
2011	L, 12-20	GEORGIA

OCTOBER 9 (9-4-2)

1909	L, 0-3	NORTH CAROLINA
1915	L, 0-3	CLEMSON
1920	L, 0-20	VANDERBILT
1926	W, 14-7	Louisiana State
1937	T, 0-0	Duke
1948	W, 26-0	CHATTANOOGA
1954	W, 20-14	CHATTANOOGA
1965	W, 24-3	SOUTH CAROLINA
1971	W, 10-6	GEORGIA TECH
1976	W, 42-7	Georgia Tech
1982	T, 24-24	No. 18 Louisiana State
1993	W, 28-14	Arkansas (N) @ Little Rock, Ark.
1999	W, 37-20	No. 10 GEORGIA
2004	W, 19-14	No. 3 Georgia
2010	L, 14-41	Georgia

OCTOBER 10 (13-3)

1900	W, 22-0	KING
1903	W, 38-0	CARSON-NEWMAN
1908	W, 39-5	MARYVILLE
1914	W, 27-0	CLEMSON
1925	W, 13-0	MARYVILLE
1931	W, 38-0	MISSISSIPPI
1936	L, 0-6	AUBURN
1942	W, 34-6	DAYTON
1953	W, 40-7	CHATTANOOGA
1959	L, 7-14	No. 3 GEORGIA TECH
1964	W, 16-14	BOSTON COLLEGE
1970	W, 17-6	No. 13 Georgia Tech
1981	W, 10-7	GEORGIA TECH
1992	L, 24-25	ARKANSAS
1998	W, 22-3	No. 7 Georgia
2009	W, 45-19	GEORGIA

OCTOBER 11 (13-4-1)

1899	W, 11-5	KING
1902	W, 12-0	KING
1913	W, 75-0	MARYVILLE
1919	T, 3-3	Vanderbilt

1924	W, 28-10	MARYVILLE
1930	W, 27-0	MISSISSIPPI
1941	W, 26-0	DAYTON
1947	W, 26-7	CHATTANOOGA
1952	W, 26-6	CHATTANOOGA
1958	L, 7-21	Georgia Tech
1969	W, 26-8	GEORGIA TECH
1975	W, 24-10	LOUISIANA STATE
1980	W, 23-10	Georgia Tech
1986	L, 21-25	ARMY
1997	W, 38-13	No. 13 GEORGIA
2003	L, 14-41	No. 8 GEORGIA
2008	L, 14-26	No. 10 Georgia
2014	W, 45-10	CHATTANOOGA

OCTOBER 12 (10-5)

1901	W, 8-0	KING
1907	W, 15-0	Georgia
1912	W, 38-0	MARYVILLE
1929	W, 52-7	MISSISSIPPI
1935	W, 13-6	Auburn (N) @ Birmingham, Ala.
1940	W, 53-0	CHATTANOOGA
1946	W, 47-7	CHATTANOOGA
1957	W, 28-13	CHATTANOOGA
1963	L, 7-23	GEORGIA TECH
1968	W, 24-7	Georgia Tech
1974	L, 10-20	Louisiana State
1985	L, 10-17	No. 7 Florida
1991	L, 18-35	No. 10 Florida
1996	W, 29-17	Georgia
2002	L, 13-18	No. 6 Georgia

OCTOBER 13 (10-4)

1906	L, 0-11	MARYVILLE
1923	W, 13-6	GEORGETOWN
1928	W, 13-12	MISSISSIPPI
1934	W, 27-0	MISSISSIPPI
1945	W, 30-0	CHATTANOOGA
1951	W, 42-13	CHATTANOOGA
1956	W, 42-20	CHATTANOOGA
1962	L, 0-17	Georgia Tech
1973	W, 20-14	GEORGIA TECH
1979	W, 31-0	GEORGIA TECH
1984	L, 30-43	No. 18 FLORIDA
1990	W, 45-3	No. 9 FLORIDA
2007	W, 33-21	Mississippi State
2012	L, 31-41	No. 19 Mississippi State

OCTOBER 14 (8-2-1)

1905	T, 5-5	Clemson
1911	L, 0-24	Georgia Tech
1916	W, 14-0	Clemson
1922	W, 15-0	Camp Benning
1933	L, 2-10	Duke
1939	W, 28-0	Chattanooga
1944	W, 40-0	FLORIDA
1950	W, 41-0	CHATTANOOGA
1961	W, 52-6	TULSA
1967	W, 24-13	GEORGIA TECH
1995	W, 41-14	No. 12 Alabama (N) @ Birmingham, Ala.

OCTOBER 15 (9-7-2)

1892	W, 25-0	Maryville
1897	W, 28-0	KING
1904	T, 0-0	NASHVILLE
1910	L, 0-18	Vanderbilt
1921	L, 3-14	Dartmouth
1926	W, 6-0	MARYVILLE
1927	W, 21-7	MISSISSIPPI
1932	W, 7-3	Alabama (N) @ Birmingham, Ala.
1938	W, 13-0	Alabama (N) @ Birmingham, Ala.
1949	T, 7-7	Alabama (N) @ Birmingham, Ala.
1955	W, 20-0	Alabama (N) @ Birmingham, Ala.
1960	W, 20-7	No. 15 ALABAMA
1966	L, 10-11	No. 3 ALABAMA
1977	L, 10-24	No. 4 Alabama (N) @ Birmingham, Ala.
1983	W, 41-34	No. 11 Alabama (N) @ Birmingham, Ala.
1988	L, 20-28	No. 20 ALABAMA
1994	L, 13-17	No. 10 ALABAMA
2011	L, 7-38	No. 1 LOUISIANA STATE

OCTOBER 16 (6-4-1)

1909	L, 0-17	Kentucky State
1915	W, 80-0	CENTRE
1920	W, 35-0	Chattanooga
1948	W, 21-6	ALABAMA
1954	L, 0-27	ALABAMA
1965	T, 7-7	Alabama (N) @ Birmingham, Ala.
1971	L, 15-32	No. 4 Alabama (N) @ Birmingham, Ala.
1976	L, 13-20	No. 20 ALABAMA
1982	W, 35-28	No. 2 ALABAMA
1993	W, 17-17	No. 2Alabama (N) @ Birmingham, Ala (Tie awarded to UT from NCAA).
2004	W, 21-17	Mississippi

OCTOBER 17 (4-7-3)

1903	L, 0-40	Vanderbilt
1908	W, 7-0	KENTUCKY STATE
1914	W, 66-0	Louisville
1925	L, 7-34	Vanderbilt
1931	W, 25-0	ALABAMA
1936	T, 0-0	Alabama (N) @ Birmingham, Ala.
1942	L, 0-8	No. 4 Alabama (N) @ Birmingham, Ala.
1953	T, 0-0	Alabama (N) @ Birmingham, Ala.
1959	T, 7-7	Alabama (N) @ Birmingham, Ala.
1964	L, 8-19	No. 3 ALABAMA
1970	W, 24-0	ALABAMA
1981	L, 19-38	No. 15 Alabama (N) @ Birmingham, Ala.
1987	L, 22-41	Alabama (N) @ Birmingham, Ala.
1992	L, 10-17	No. 4 ALABAMA

OCTOBER 18 (6-9)

1913	L, 6-17	University of the South (N) @ Chattanooga, Tenn.
1919	L, 0-6	MISSISSIPPI A&M
1924	W, 13-0	CARSON-NEWMAN
1930	L, 6-18	Alabama
1941	L, 2-9	ALABAMA
1947	L, 0-10	Alabama (N) @ Birmingham, Ala.
1952	W, 20-0	No. 18 ALABAMA
1958	W, 14-7	ALABAMA
1969	W, 41-14	No. 20Alabama (N) @ Birmingham, Ala.
1975	L, 7-30	No. 6 Alabama (N) @ Birmingham, Ala.
1980	L, 0-27	No. 1 ALABAMA
1986	L, 28-56	No. 2 ALABAMA
1997	W, 38-21	Alabama (N) @ Birmingham, Ala.
2008	W, 34-3	MISSISSIPPI STATE
2014	L, 3-34	No. 3 Ole Miss

OCTOBER 19 (8-6-1)

1901	T, 6-6	CLEMSON
1907	L, 4-6	Georgia Tech
1912	W, 62-0	Tennessee Medical School
1929	W, 6-0	ALABAMA
1935	L, 0-25	ALABAMA
1937	L, 7-14	ALABAMA
1940	W, 27-12	Alabama (N) @ Birmingham, Ala.
1946	W, 12-0	No. 7 ALABAMA
1957	W, 14-0	Alabama (N) @ Birmingham, Ala.
1963	L, 0-35	No. 9 Alabama (N) @ Birmingham, Ala.
1968	W, 10-9	ALABAMA
1974	L, 6-28	No. 4 ALABAMA
1985	W, 16-14	No. 15 Alabama (N) @ Birmingham, Ala.
1991	L, 19-24	No. 14 Alabama (N) @ Birmingham, Ala.
2013	W, 23-21	No. 11 SOUTH CAROLINA

OCTOBER 20 (5-10)

1906	L, 0-6	CENTRE
1923	L, 0-17	GEORGIA
1928	W, 15-13	Alabama
1934	L, 6-13	Alabama (N) @ Birmingham, Ala.

1945	L, 7-25	No. 6 Alabama (N) @ Birmingham, Ala.
1951	W, 27-13	Alabama (N) @ Birmingham, Ala.
1956	W, 24-0	ALABAMA
1962	L, 7-27	No. 2 ALABAMA
1973	L, 21-42	No. 2 Alabama (N) @ Birmingham, Ala.
1979	L, 17-27	No. 1 Alabama (N) @ Birmingham, Ala.
1984	W, 28-27	ALABAMA
1990	L, 6-9	ALABAMA
2001	W, 35-24	Alabama
2007	L, 17-41	Alabama
2012	L, 13-44	No. 1 ALABAMA

OCTOBER 21 (9-10-1)

1892	L, 4-22	Vanderbilt
1893	L, 0-56	KENTUCKY A&M
1899	L, 0-5	VIRGINIA TECH
1902	W, 34-0	MARYVILLE
1905	L, 0-45	VANDERBILT
1907	W, 4-0	Clemson
1911	W, 22-5	MARYVILLE
1916	W, 26-0	SOUTH CAROLINA
1922	L, 3-7	Georgia
1933	L, 6-12	ALABAMA
1939	W, 21-0	No. 8 ALABAMA
1944	T, 0-0	ALABAMA
1950	W, 14-9	ALABAMA
1961	L, 3-34	No. 5 Alabama (N) @ Birmingham, Ala.
1967	W, 24-13	No. 6 Alabama (N) @ Birmingham, Ala.
1972	L, 10-17	No. 3 ALABAMA
1978	L, 17-30	No. 4 ALABAMA
1989	L, 30-47	No. 10 Alabama (N) @ Birmingham, Ala.
2000	W, 20-10	ALABAMA
2006	W, 16-13	ALABAMA

OCTOBER 22 (11-5-1)

1896	W, 10-6	WILLIAMSBURG
1900	T, 0-0	Vanderbilt
1904	L, 0-2	Georgia Tech
1910	L, 5-35	Georgia
1921	W, 9-0	FLORIDA
1927	W, 57-0	TRANSYLVANIA
1932	W, 60-0	MARYVILLE
1938	W, 44-0	THE CITADEL
1949	W, 36-6	TENNESSEE TECH
1955	W, 53-7	DAYTON
1960	W, 35-0	CHATTANOOGA
1966	W, 29-17	SOUTH CAROLINA
1977	L, 17-27	No. 19 Florida
1983	W, 37-3	GEORGIA TECH
1988	W, 38-25	Memphis State
2005	L, 3-6	No. 5 Alabama (Loss later vacated by Alabama)
2011	L, 6-37	No. 2 Alabama

OCTOBER 23 (11-4)

1897	W, 6-0	WILLIAMSBURG
1909	L, 0-3	GEORGIA
1915	W, 101-0	CUMBERLAND
1920	W, 26-0	CLEMSON
1926	W, 30-7	CENTRE
1937	W, 32-0	UNIVERSITY OF THE SOUTH
1948	W, 41-0	TENNESSEE TECH
1954	W, 14-7	DAYTON
1965	W, 17-8	HOUSTON
1971	W, 10-7	Mississippi State (N) @ Memphis, Tenn.
1976	L, 18-20	No. 11 FLORIDA
1982	L, 21-31	Georgia Tech
1999	W, 21-7	No. 10 Alabama
2004	W, 17-13	ALABAMA
2010	L, 10-41	No. 7 ALABAMA

OCTOBER 24 (12-3-2)

1892	L, 0-54	University of the South
1896	W, 4-0	Chattanooga Athletic Club
1908	W, 10-0	GEORGIA
1914	W, 17-7	ALABAMA
1924	L, 2-7	Mississippi A&M (N) @ Memphis, Tenn.
1925	T, 0-0	LOUISIANA STATE
1931	W, 7-0	North Carolina
1936	W, 15-13	No. 2 DUKE
1942	W, 52-7	FURMAN
1953	W, 59-6	LOUISVILLE
1959	W, 23-0	CHATTANOOGA
1964	T, 3-3	No. 7 Louisiana State
1970	W, 38-7	FLORIDA
1981	W, 28-9	Memphis State
1987	W, 29-15	GEORGIA TECH
1998	W, 35-18	ALABAMA
2009	L, 10-12	No. 1 Alabama

OCTOBER 25 (5-8-1)

1902	L, 5-12	VANDERBILT
1906	T, 5-5	American University
1919	L, 0-14	Clemson
1930	W, 9-7	NORTH CAROLINA
1941	W, 21-6	CINCINNATI
1947	W, 49-0	TENNESSEE TECH
1952	W, 50-0	WOFFORD
1958	L, 0-10	FLORIDA STATE
1975	L, 14-21	NORTH TEXAS STATE
1980	L, 6-30	No. 12 PITTSBURGH
1986	L, 13-14	Georgia Tech
2003	W, 51-43	Alabama (5 OT)
2008	L, 9-29	No. 2 ALABAMA
2014	L, 20-34	No. 4 ALABAMA

OCTOBER 26 (9-5-1)

1901	L, 5-16	Nashville
1907	W, 34-0	MARYVILLE
1912	L, 6-33	University of the South (N) @ Chattanooga, Tenn.
1913	W, 9-0	DAVIDSON
1929	W, 30-0	Washington & Lee
1935	W, 25-14	CENTRE
1940	W, 14-0	FLORIDA
1946	L, 6-19	WAKE FOREST
1957	W, 16-0	Maryland
1963	W, 49-7	CHATTANOOGA
1974	W, 29-28	CLEMSON
1985	T, 6-6	GEORGIA TECH
1996	W, 20-13	No. 12 ALABAMA
2002	L, 14-34	No. 19 ALABAMA
2013	L, 10-45	No. 1 Alabama

OCTOBER 27 (11-1)

1923	W, 7-3	Mississippi A&M (N) @ Memphis, Tenn.
1928	W, 26-7	WASHINGTON & LEE
1934	W, 14-6	DUKE
1945	W, 33-2	VILLANOVA
1951	W, 68-0	TENNESSEE TECH
1956	W, 34-7	MARYLAND
1962	W, 48-14	CHATTANOOGA
1973	W, 39-7	TEXAS CHRISTIAN
1984	W, 24-21	Georgia Tech
2001	W, 17-10	No. 12 SOUTH CAROLINA
2007	W, 27-24	No. 15 SOUTH CAROLINA (OT)
2012	L, 35-38	No. 17 South Carolina

OCTOBER 28 (13-4)

1899	L, 0-51	University of the South
1905	L, 6-11	University of the South
1911	L, 0-16	NC State
1916	W, 24-0	Florida (N) @ Tampa, Fla.
1922	W, 49-0	MISSISSIPPI
1933	W, 13-6	FLORIDA
1939	W, 17-0	MERCER
1944	W, 26-7	CLEMSON
1950	W, 27-20	WASHINGTON & LEE
1961	W, 20-7	CHATTANOOGA
1967	W, 17-14	LOUISIANA STATE
1972	W, 34-2	HAWAI'I

1978	L, 21-34	Mississippi State (N) @ Memphis, Tenn.
1989	W, 45-39	Louisiana State
1995	W, 56-21	SOUTH CAROLINA
2000	W, 17-14	No. 17 South Carolina
2006	W, 31-24	South Carolina

OCTOBER 29 (10-5)

1903	L, 0-24	South Carolina
1904	L, 0-12	UNIVERSITY OF THE SOUTH
1910	W, 17-0	Howard (N) @ Birmingham, Ala.
1921	L, 0-14	Vanderbilt
1927	W, 42-0	VIRGINIA
1932	W, 16-13	DUKE
1938	W, 14-6	LOUISIANA STATE
1949	W, 35-6	No. 13 North Carolina
1955	W, 48-7	North Carolina
1960	W, 27-14	NORTH CAROLINA
1966	W, 38-7	Army (N) @ Memphis, Tenn.
1983	W, 7-0	Rutgers
1994	W, 31-22	South Carolina
2005	L, 15-16	SOUTH CAROLINA
2011	L, 3-14	No. 14 SOUTH CAROLINA

OCTOBER 30 (7-5)

1909	L, 0-29	GEORGIA TECH
1915	L, 0-35	Vanderbilt
1920	L, 7-13	Mississippi A&M
1926	W, 33-0	Mississippi A&M
1937	W, 32-0	GEORGIA
1948	L, 7-14	No. 3 NORTH CAROLINA
1954	W, 26-20	NORTH CAROLINA
1971	W, 38-3	TULSA
1993	W, 55-3	SOUTH CAROLINA
1999	W, 30-7	SOUTH CAROLINA
2004	W, 43-29	South Carolina
2010	L, 24-38	No. 17 South Carolina

OCTOBER 31 (12-3)

1903	W, 10-0	Nashville
1908	W, 6-5	Georgia Tech
1910	L, 0-48	Mississippi A&M
1914	W, 67-0	CHATTANOOGA
1925	W, 12-7	GEORGIA
1931	W, 25-2	DUKE
1936	W, 46-0	Georgia
1942	W, 26-0	No. 19 LOUISIANA STATE
1953	W, 20-6	North Carolina
1959	W, 29-7	North Carolina
1970	W, 41-7	Wake Forest (N) @ Memphis, Tenn.
1987	L, 18-20	Boston College
1992	L, 23-24	South Carolina
1998	W, 49-14	South Carolina
2009	W, 31-13	No. 21 SOUTH CAROLINA

NOVEMBER (314-125-21, .705)

NOVEMBER 1 (10-6-1)

1900	L, 5-22	NORTH CAROLINA
1902	W, 6-0	UNIVERSITY OF THE SOUTH
1913	W, 21-0	CHATTANOOGA
1919	T, 0-0	NORTH CAROLINA
1924	L, 0-33	Georgia
1930	W, 27-0	CLEMSON
1941	W, 13-6	Louisiana State
1947	L, 6-20	North Carolina
1952	W, 41-14	NORTH CAROLINA
1958	L, 7-21	No. 17 NORTH CAROLINA
1969	W, 17-3	No. 11 Georgia
1975	W, 28-7	COLORADO STATE
1980	L, 13-16	VIRGINIA
1997	W, 22-7	SOUTH CAROLINA
2003	W, 23-6	DUKE
2008	L, 6-27	South Carolina
2014	W, 45-42	South Carolina (OT)

NOVEMBER 2 (11-4)

1892	L, 0-10	UNIVERSITY OF THE SOUTH
1901	L, 0-6	KENTUCKY UNIVERSITY
1907	W, 57-0	CHATTANOOGA
1912	W, 67-0	CENTRE
1929	W, 27-0	AUBURN
1935	L, 6-19	Duke
1940	W, 28-0	LOUISIANA STATE
1946	W, 20-14	No. 9 NORTH CAROLINA
1957	W, 35-0	North Carolina
1968	W, 42-18	UCLA
1985	W, 40-0	RUTGERS
1991	W, 52-24	MEMPHIS STATE
1996	W, 31-14	South Carolina
2002	W, 18-10	South Carolina
2013	L, 3-31	No. 10 Missouri

NOVEMBER 3 (10-5)

1893	L, 0-64	Wake Forest
1906	L, 0-17	UNIVERSITY OF THE SOUTH
1923	W, 13-2	TULANE
1928	W, 57-0	CARSON-NEWMAN
1934	L, 12-13	Fordham
1945	W, 20-6	NORTH CAROLINA
1951	W, 27-0	North Carolina
1956	W, 20-0	NORTH CAROLINA
1962	W, 23-0	WAKE FOREST
1973	L, 31-35	GEORGIA
1979	L, 7-13	RUTGERS
1990	W, 41-20	TEMPLE
2001	W, 28-18	Notre Dame
2007	W, 59-7	LOUISIANA-LAFAYETTE
2012	W, 55-48	TROY

NOVEMBER 4 (11-5-1)

1893	L, 0-70	Duke
1899	W, 12-0	KENTUCKY A&M
1905	L, 0-45	Georgia Tech
1911	T, 0-0	CENTRE
1916	W, 12-7	Chattanooga
1922	L, 6-14	Vanderbilt
1933	W, 13-0	George Washington
1939	W, 20-0	No. 18 Louisiana State
1944	W, 13-0	Louisiana State
1950	W, 16-0	NORTH CAROLINA
1961	L, 21-22	North Carolina
1967	W, 38-0	Tampa
1972	W, 14-0	Georgia
1978	W, 34-0	DUKE
1995	W, 42-0	SOUTHERN MISSISSIPPI
2000	W, 19-17	Memphis
2006	L, 24-28	No. 13 LOUISIANA STATE

NOVEMBER 5 (8-5-1)

1904	L, 0-22	Vanderbilt
1910	L, 0-10	KENTUCKY STATE
1921	W, 14-7	Mississippi A&M (N) @ Memphis, Tenn.
1927	W, 32-12	UNIVERSITY OF THE SOUTH
1932	W, 31-0	MISSISSIPPI A&M
1938	W, 45-0	CHATTANOOGA
1949	L, 13-30	GEORGIA TECH
1955	T, 7-7	No. 8 GEORGIA TECH
1960	L, 7-14	Georgia Tech
1966	W, 28-10	CHATTANOOGA
1977	W, 27-14	MEMPHIS STATE
1988	W, 10-7	BOSTON COLLEGE
2005	L, 21-41	No. 8 Notre Dame
2011	W, 24-0	MIDDLE TENNESSEE STATE

NOVEMBER 6 (10-4)

1909	L, 0-51	Vanderbilt
1920	W, 49-0	TRANSYLVANIA
1926	W, 12-0	UNIVERSITY OF THE SOUTH
1937	L, 7-20	Auburn (N) @ Birmingham, Ala.
1948	W, 13-6	No. 6 Georgia Tech
1954	L, 7-28	Georgia Tech
1965	W, 21-7	No. 7 GEORGIA TECH
1971	W, 35-6	SOUTH CAROLINA
1976	W, 21-14	Memphis State
1982	W, 29-3	MEMPHIS STATE
1993	W, 45-10	No. 13 LOUISVILLE
1999	W, 38-14	No. 24 NOTRE DAME

2004	L, 13-17	NOTRE DAME
2010	W, 50-14	Memphis

NOVEMBER 7 (14-3)

1893	L, 0-60	North Carolina
1902	W, 10-0	Nashville
1903	L, 0-5	GEORGIA
1908	L, 9-16	Vanderbilt
1914	W, 16-14	Vanderbilt
1925	W, 12-0	Centre
1931	W, 31-0	CARSON-NEWMAN
1936	W, 34-0	MARYVILLE
1942	W, 34-12	CINCINNATI
1953	W, 32-14	LOUISIANA STATE
1959	W, 14-13	No. 1 LOUISIANA STATE
1964	W, 22-14	No. 7 Georgia Tech
1970	W, 20-18	South Carolina
1981	W, 24-21	WICHITA STATE
1987	W, 41-10	LOUISVILLE
1998	W, 37-13	ALABAMA-BIRMINGHAM
2009	W, 56-28	MEMPHIS

NOVEMBER 8 (8-6-1)

1897	L, 0-16	NORTH CAROLINA
1913	L, 6-7	Vanderbilt
1919	T, 6-6	South Carolina
1924	L, 0-32	CENTRE
1930	W, 34-0	CARSON-NEWMAN
1941	W, 28-6	HOWARD
1947	L, 13-43	Mississippi (N) @ Memphis, Tenn.
1952	W, 22-3	Louisiana State
1958	L, 6-14	CHATTANOOGA
1969	W, 29-14	SOUTH CAROLINA
1975	W, 40-7	UTAH
1986	W, 33-3	MEMPHIS STATE
1997	W, 44-20	No. 24 SOUTHERN MISSISSIPPI
2003	W, 10-6	No. 6 Miami (Fla.)
2008	L, 7-13	WYOMING

NOVEMBER 9 (9-6-1)

1901	L, 0-22	Vanderbilt
1907	T, 0-0	KENTUCKY A&M
1912	L, 14-27	Mercer
1929	W, 73-0	CARSON-NEWMAN
1935	W, 14-13	Mississippi (N) @ Memphis, Tenn.
1940	W, 41-0	Southwestern (N) @ Memphis, Tenn.
1946	W, 18-14	Mississippi (N) @ Memphis, Tenn.
1957	W, 21-6	No. 18 GEORGIA TECH
1963	W, 26-0	Tulane
1968	L, 14-28	Auburn (N) @ Birmingham, Ala.
1974	W, 34-6	MEMPHIS STATE
1985	W, 17-7	Memphis State
1991	W, 35-34	No. 5 Notre Dame
1996	L, 17-21	Memphis
2002	L, 3-26	No. 2 MIAMI (Fla.)
2013	L, 23-55	No. 7 AUBURN

NOVEMBER 10 (10-5)

1900	L, 0-23	Auburn (N) @ Birmingham, Ala.
1906	L, 0-21	Kentucky A&M
1923	L, 7-51	Vanderbilt
1928	W, 37-0	UNIVERSITY OF THE SOUTH
1934	W, 14-0	MISSISSIPPI STATE
1945	W, 34-0	Mississippi (N) @ Memphis, Tenn.
1951	W, 60-14	WASHINGTON & LEE
1956	W, 6-0	No. 2 Georgia Tech
1962	W, 28-16	TULANE
1979	W, 40-18	No. 13 NOTRE DAME
1984	W, 41-9	MEMPHIS STATE
1990	L, 29-34	No. 1 NOTRE DAME
2001	W, 49-28	MEMPHIS
2007	W, 34-13	ARKANSAS
2012	L, 51-48	MISSOURI (4 OT)

NOVEMBER 11 (10-3)

1899	W, 5-0	GEORGIA
1911	L, 11-36	Virginia Tech
1916	W, 10-6	VANDERBILT
1922	W, 31-3	Mississippi A&M (N) @ Memphis, Tenn.
1933	W, 35-6	MISSISSIPPI
1939	W, 34-0	THE CITADEL
1950	W, 48-14	TENNESSEE TECH
1961	W, 10-6	GEORGIA TECH
1967	W, 35-14	TULANE
1978	L, 14-31	No. 14 Notre Dame
1989	W, 52-9	AKRON
2000	W, 63-20	ARKANSAS
2006	L, 14-31	No. 11 Arkansas

NOVEMBER 12 (9-6-2)

1892	W, 16-6	Chattanooga Athletic Club
1904	L, 0-6	CLEMSON
1910	W, 13-0	MARYVILLE
1921	W, 21-0	UNIVERSITY OF THE SOUTH
1927	T, 7-7	VANDERBILT
1932	T, 0-0	Vanderbilt
1938	W, 14-0	Vanderbilt
1949	W, 35-7	Mississippi (N) @ Memphis, Tenn.
1955	W, 20-0	Florida
1960	L, 3-24	No. 4 MISSISSIPPI
1966	L, 7-14	MISSISSIPPI
1977	L, 14-43	Mississippi (N) @ Memphis, Tenn.
1983	L, 10-13	MISSISSIPPI
1988	W, 20-12	Mississippi
1994	W, 24-13	MEMPHIS
2005	W, 20-16	MEMPHIS
2011	L, 7-49	No. 8 Arkansas

NOVEMBER 13 (4-8)

1909	L, 0-10	ALABAMA
1915	L, 0-14	MISSISSIPPI A&M
1920	W, 20-0	University of the South (N) @ Chattanooga, Tenn.
1926	L, 3-20	Vanderbilt
1937	L, 7-13	VANDERBILT
1948	L, 13-16	Mississippi (N) @ Memphis, Tenn.
1954	L, 0-14	FLORIDA
1965	L, 13-14	Mississippi (N) @ Memphis, Tenn.
1976	W, 32-6	MISSISSIPPI
1982	W, 30-17	Mississippi (N) @ Jackson, Miss.
1999	L, 24-28	Arkansas
2010	W, 52-14	MISSISSIPPI

NOVEMBER 14 (12-5)

1896	W, 6-4	VIRGINIA TECH
1903	L, 0-17	UNIVERSITY OF THE SOUTH
1908	W, 6-5	CLEMSON
1913	L, 0-6	Alabama
1914	W, 14-7	University of the South (N) @ Chattanooga, Tenn.
1925	W, 14-9	MISSISSIPPI A&M
1931	W, 21-7	VANDERBILT
1936	W, 26-13	Vanderbilt
1942	W, 14-0	Mississippi (N) @ Memphis, Tenn.
1953	W, 9-7	Florida
1959	L, 7-37	Mississippi (N) @ Memphis, Tenn.
1964	L, 0-30	MISSISSIPPI
1981	W, 28-20	MISSISSIPPI
1987	W, 55-13	MISSISSIPPI
1992	W, 26-21	Memphis State
1998	W, 28-24	No. 10 ARKANSAS
2009	L, 17-42	Mississippi

NOVEMBER 15 (11-4)

1902	W, 11-10	Mississippi (N) @ Memphis, Tenn.
1919	W, 33-12	CINCINNATI
1924	L, 7-26	Tulane
1930	W, 13-0	Vanderbilt
1941	W, 14-7	No. 18 Boston College
1947	W, 38-13	BOSTON COLLEGE
1952	W, 26-12	No. 18 FLORIDA
1958	W, 18-16	No. 7 MISSISSIPPI
1969	L, 0-38	No. 18 Mississippi (N) @ Jackson, Miss.
1975	L, 6-23	Mississippi (N) @ Memphis, Tenn.
1980	L, 9-20	Mississippi (N) @ Memphis, Tenn.
1986	W, 22-10	No. 20 Mississippi (N) @ Jackson, Miss.
1997	W, 30-22	Arkansas (N) @ Little Rock, Ark.

2003	W, 59-21	MISSISSIPPI STATE
2014	W, 50-16	KENTUCKY

NOVEMBER 16 (11-5)

1901	W, 12-0	GEORGETOWN
1904	L, 0-35	CINCINNATI
1907	W, 11-4	Mississippi A&M (N) @ Memphis, Tenn.
1912	L, 6-13	KENTUCKY STATE
1929	W, 13-0	VANDERBILT
1935	L, 7-13	VANDERBILT
1940	W, 41-14	VIRGINIA
1946	W, 33-13	Boston College
1957	L, 7-14	No. 8 Mississippi (N) @ Memphis, Tenn.
1963	L, 0-20	No. 3 Mississippi (N) @ Memphis, Tenn.
1968	W, 31-0	MISSISSIPPI
1974	W, 29-17	Mississippi (N) @ Memphis, Tenn.
1985	W, 34-14	MISSISSIPPI
1991	W, 36-25	MISSISSIPPI
1996	W, 55-14	ARKANSAS
2002	W, 35-17	Mississippi State

NOVEMBER 17 (8-6)

1892	L, 0-12	VANDERBILT
1923	L, 0-33	VIRGINIA MILITARY INSTITUTE
1928	W, 6-0	Vanderbilt
1934	W, 13-6	Vanderbilt
1951	W, 46-21	Mississippi
1956	W, 27-7	No. 19 MISSISSIPPI
1962	L, 6-19	No. 3 MISSISSIPPI
1973	L, 18-28	Mississippi (N) @ Jackson, Miss.
1979	L, 20-44	Mississippi (N) @ Jackson, Miss.
1984	W, 41-17	Mississippi (N) @ Jackson, Miss.
1990	W, 22-13	No. 15 Mississippi (N) @ Memphis, Tenn.
2001	W, 38-35	Kentucky
2007	W, 25-24	VANDERBILT
2012	L, 18-41	Vanderbilt

NOVEMBER 18 (17-1)

1893	W, 32-0	MARYVILLE
1905	W, 31-5	CENTRE
1907	W, 14-2	Arkansas (N) @ Little Rock, Ark.
1911	W, 22-0	SOUTHWESTERN
1916	W, 17-0	University of the South (N) @ Chattanooga, Tenn.
1922	W, 18-7	University of the South (N) @ Chattanooga, Tenn.
1933	W, 33-6	VANDERBILT
1939	W, 13-0	VANDERBILT
1944	W, 27-14	TEMPLE
1950	W, 35-0	MISSISSIPPI
1961	L, 10-24	No. 6 Mississippi (N) @ Memphis, Tenn.
1967	W, 20-7	Mississippi (N) @ Memphis, Tenn.
1972	W, 17-0	MISSISSIPPI
1978	W, 41-17	MISSISSIPPI
1989	W, 33-21	MISSISSIPPI
1995	W, 34-31	Kentucky
2000	W, 56-20	KENTUCKY
2006	W, 39-10	Vanderbilt

NOVEMBER 19 (7-4-2)

1904	W, 23-0	Grant
1906	L, 0-16	Clemson
1910	T, 6-6	CHATTANOOGA
1949	W, 6-0	No. 11 Kentucky
1955	L, 0-23	Kentucky
1960	T, 10-10	KENTUCKY
1966	W, 28-19	KENTUCKY
1977	L, 17-21	No. 7 Kentucky
1983	W, 10-0	Kentucky
1988	W, 28-24	KENTUCKY
1994	W, 52-0	KENTUCKY
2005	L, 24-28	VANDERBILT
2011	W, 27-21	VANDERBILT (OT)

NOVEMBER 20 (7-2-2)

1909	T, 0-0	Chattanooga
1948	T, 0-0	KENTUCKY
1954	L, 13-14	KENTUCKY
1965	W, 19-3	Kentucky
1971	W, 21-7	Kentucky
1976	L, 0-7	KENTUCKY
1982	W, 28-7	KENTUCKY
1993	W, 48-0	Kentucky
1999	W, 56-21	Kentucky
2004	W, 38-33	Vanderbilt
2010	W, 24-10	Vanderbilt

NOVEMBER 21 (8-5-1)

1891	L, 0-24	University of the South (N) @ Chattanooga, Tenn.
1903	W, 11-0	GEORGIA TECH
1906	T, 0-0	Georgia
1908	W, 35-6	CHATTANOOGA
1942	W, 26-0	KENTUCKY
1953	L, 21-27	No. 13 Kentucky
1959	L, 0-20	Kentucky
1964	L, 7-12	KENTUCKY
1970	W, 45-0	KENTUCKY
1981	L, 10-21	Kentucky
1987	W, 24-22	Kentucky
1992	W, 34-13	KENTUCKY
1998	W, 59-21	KENTUCKY
2009	W, 31-16	VANDERBILT

NOVEMBER 22 (9-2-1)

1902	W, 10-6	Georgia Tech
1941	W, 20-7	Kentucky
1947	W, 13-6	Kentucky
1952	T, 14-14	KENTUCKY
1958	L, 2-6	KENTUCKY
1969	W, 31-26	Kentucky
1975	W, 17-13	Kentucky
1980	W, 45-14	KENTUCKY
1986	W, 28-9	KENTUCKY
1997	W, 59-31	Kentucky
2003	W, 48-0	VANDERBILT
2008	W, 20-10	Vanderbilt
2014	L, 21-29	No. 19 MISSOURI

NOVEMBER 23 (11-2)

1899	W, 11-0	WASHINGTON & LEE
1901	W, 5-0	KENTUCKY A&M
1940	W, 33-0	KENTUCKY
1946	W, 7-0	KENTUCKY
1957	L, 6-20	Kentucky
1963	W, 19-0	Kentucky
1968	W, 24-7	KENTUCKY
1974	W, 24-7	KENTUCKY
1985	W, 42-0	Kentucky
1991	W, 16-7	Kentucky
1996	W, 56-10	KENTUCKY
2002	W, 24-0	Vanderbilt (N) @ Nashville, Tenn.
2013	L, 10-14	VANDERBILT

NOVEMBER 24 (14-3-1)

1892	L, 6-10	WAKE FOREST
1904	W, 5-0	Alabama (N) @ Birmingham, Ala.
1921	T, 0-0	Kentucky
1923	W, 10-0	MISSISSIPPI
1927	W, 20-0	Kentucky
1932	W, 26-0	KENTUCKY
1938	W, 46-0	KENTUCKY
1945	W, 14-0	Kentucky
1951	W, 28-0	No. 9 Kentucky
1956	W, 20-7	KENTUCKY
1962	L, 10-12	KENTUCKY
1973	W, 16-14	Kentucky
1979	W, 20-17	Kentucky
1984	L, 12-17	KENTUCKY
1990	W, 42-28	KENTUCKY
2001	W, 38-0	VANDERBILT
2007	W, 52-50	Kentucky (4 OT)
2012	W, 37-17	KENTUCKY

NOVEMBER 25 (15-1-1)

1897	W, 18-0	Virginia Tech (N) @ Roanoke, Va.
1909	W, 11-0	TRANSYLVANIA
1911	T, 0-0	Tennessee Medical School
1915	L, 0-6	Kentucky State
1920	W, 14-7	KENTUCKY
1926	W, 6-0	KENTUCKY
1937	W, 13-0	Kentucky
1944	W, 21-7	Kentucky
1950	W, 7-0	KENTUCKY
1961	W, 26-16	Kentucky
1967	W, 17-7	Kentucky
1972	W, 17-7	KENTUCKY
1978	W, 29-14	KENTUCKY
1989	W, 31-10	Kentucky
1995	W, 12-7	VANDERBILT
2000	W, 28-26	Vanderbilt (N) @ Nashville, Tenn.
2006	W, 17-12	KENTUCKY

NOVEMBER 26 (13-4-1)

1896	W, 30-0	CENTRAL UNIVERSITY
1897	W, 12-0	Bristol Athletic Club
1903	L, 0-24	Alabama (N) @ Birmingham, Ala.
1908	L, 0-4	Alabama (N) @ Birmingham, Ala.
1914	W, 23-6	KENTUCKY STATE
1925	L, 20-23	Kentucky
1931	T, 6-6	Kentucky
1936	W, 7-6	KENTUCKY
1949	W, 26-20	VANDERBILT
1955	W, 20-14	VANDERBILT
1960	W, 35-0	Vanderbilt
1966	W, 28-0	Vanderbilt
1977	W, 42-7	VANDERBILT
1983	W, 34-24	VANDERBILT
1988	W, 14-7	Vanderbilt
1994	W, 65-0	Vanderbilt
2005	W, 27-8	Kentucky
2011	L, 7-10	Kentucky

NOVEMBER 27 (10-6)

1900	W, 28-0	GRANT
1902	L, 0-11	CLEMSON
1913	W, 13-7	Kentucky State
1919	L, 0-13	Kentucky
1924	L, 6-27	KENTUCKY
1930	W, 8-0	KENTUCKY
1948	L, 6-28	No. 15 Vanderbilt
1954	L, 0-26	Vanderbilt
1965	W, 21-3	VANDERBILT
1971	W, 19-7	VANDERBILT
1976	W, 13-10	Vanderbilt
1982	L, 21-28	Vanderbilt
1993	W, 62-14	VANDERBILT
1999	W, 38-10	VANDERBILT
2004	W, 37-31	KENTUCKY
2010	W, 24-14	KENTUCKY

NOVEMBER 28 (8-5-2)

1901	T, 6-6	Alabama (N) @ Birmingham, Ala.
1907	L, 0-5	Alabama (N) @ Birmingham, Ala.
1912	L, 0-7	Alabama (N) @ Birmingham, Ala.
1929	T, 6-6	Kentucky
1935	L, 0-27	Kentucky
1942	W, 19-7	Vanderbilt
1953	W, 33-6	VANDERBILT
1959	L, 0-14	VANDERBILT
1964	L, 0-7	Vanderbilt
1970	W, 24-6	Vanderbilt
1981	W, 38-34	VANDERBILT
1987	W, 38-36	VANDERBILT
1992	W, 29-25	Vanderbilt
1998	W, 41-0	Vanderbilt
2009	W, 30-24	Kentucky (OT)

NOVEMBER 29 (13-2-1)

1906	L, 0-51	Alabama (N) @ Birmingham, Ala.
1923	W, 18-0	Kentucky
1928	T, 0-0	KENTUCKY
1934	W, 19-0	KENTUCKY
1941	W, 26-7	No. 12 VANDERBILT
1947	W, 12-7	VANDERBILT
1952	W, 46-0	Vanderbilt
1958	W, 10-6	No. 15 Vanderbilt
1969	W, 40-27	VANDERBILT
1975	L, 14-17	VANDERBILT
1980	W, 51-13	Vanderbilt
1986	W, 35-20	Vanderbilt
1997	W, 17-10	VANDERBILT
2003	W, 20-7	Kentucky
2008	W, 28-10	KENTUCKY
2014	W, 24-17	Vanderbilt

NOVEMBER 30 (15-2-2)

1893	W, 12-6	ASHEVILLE ATHLETES
1899	W, 41-0	KENTUCKY UNIVERSITY
1905	L, 0-29	Alabama (N) @ Birmingham, Ala.
1911	L, 0-12	Kentucky State
1916	T, 0-0	KENTUCKY STATE
1922	W, 14-7	KENTUCKY
1933	W, 27-0	Kentucky
1939	W, 19-0	Kentucky
1940	W, 20-0	Vanderbilt
1946	W, 7-6	Vanderbilt
1957	W, 20-6	VANDERBILT
1963	W, 14-0	VANDERBILT
1968	W, 10-7	Vanderbilt
1974	T, 21-21	Vanderbilt
1985	W, 30-0	VANDERBILT
1991	W, 45-0	VANDERBILT
1996	W, 14-7	Vanderbilt
2002	W, 24-0	KENTUCKY
2013	W, 27-14	Kentucky

DECEMBER (42-14-1, .746)

DECEMBER 1 (10-1)

1900	W, 12-6	GEORGETOWN
1945	W, 45-0	VANDERBILT
1951	W, 35-27	VANDERBILT
1956	W, 27-7	Vanderbilt
1962	W, 30-0	Vanderbilt
1973	W, 20-17	VANDERBILT
1979	W, 31-10	VANDERBILT
1984	W, 29-13	Vanderbilt
1990	W, 49-20	Vanderbilt
2001	W, 34-32	No. 2 Florida
2007	L, 14-21	No. 5 Louisiana State (N) @ Atlanta, Ga. (SEC Championship)

DECEMBER 2 (6-0)

1950	W, 43-0	Vanderbilt
1961	W, 41-7	VANDERBILT
1967	W, 41-14	VANDERBILT
1972	W, 30-10	Vanderbilt
1978	W, 41-15	Vanderbilt
1989	W, 17-10	VANDERBILT

DECEMBER 3 (2-1)

1905	L, 0-5	Grant
1932	W, 32-13	Florida (N) @ Jacksonville, Fla.
1938	W, 47-0	Mississippi (N) @ Memphis, Tenn.

DECEMBER 4 (3-1)

1937	W, 32-0	Mississippi (N) @ Memphis, Tenn.
1965	W, 37-34	No. 5 UCLA (N) @ Memphis, Tenn.
1971	W, 31-11	No. 5 PENN STATE
2004	L, 28-38	No. 3 Auburn (N) @ Atlanta, Ga, (SEC Championship)

DECEMBER 5 (3-1-1)

1931	W, 13-0	New York University (N) @ New York, N.Y. (New York Charity Game)
1936	T, 0-0	Mississippi (N) @ Memphis, Tenn.
1953	L, 19-33	Houston
1970	W, 28-17	UCLA
1998	W, 24-14	No. 23 Mississippi State (N) @ Atlanta, Ga. (SEC Championship)

DECEMBER 6 (3-0)

1930	W, 13-6	Florida (N) @ Jacksonville, Fla.
1975	W, 28-6	Hawai'i

1997	W, 30-29	No. 11 Auburn (N) @ Atlanta, Ga. (SEC Championship)

DECEMBER 7 (1-0)

1929	W, 54-0	SOUTH CAROLINA

DECEMBER 8 (2-1)

1928	W, 13-12	FLORIDA
1934	W, 19-13	LOUISIANA STATE
2001	L, 20-31	No. 21 Louisiana State (N) @ Atlanta, Ga, (SEC Championship)

DECEMBER 9 (1-1)

1933	L, 0-7	Louisiana State
1939	W, 7-0	AUBURN

DECEMBER 13 (1-0)

1981	W, 28-21	Wisconsin (N) @ East Rutherford, N. J. (Garden State Bowl).

DECEMBER 16 (1-0)

1974	W, 7-3	No. 10 Maryland (N) @ Memphis, Tenn. (Liberty Bowl)

DECEMBER 17 (1-0)

1983	W, 30-23	No. 12 Maryland (N) @ Orlando, Fla. (Citrus Bowl)

DECEMBER 18 (1-0)

1965	W, 27-6	Tulsa (N) @ Houston, Texas (Bluebonnet Bowl)

DECEMBER 20 (1-0)

1971	W, 14-13	No. 18 Arkansas (N) @ Memphis, Tenn. (Liberty Bowl)

DECEMBER 22 (0-1)

1984	L, 27-28	No. 12 Maryland (N) @ El Paso, Texas (Sun Bowl)

DECEMBER 25 (1-0)

1899	W, 6-0	Grant

DECEMBER 27 (0-1)

1969	L, 13-14	No. 14 Florida (N) @ Jacksonville, Fla. (Gator Bowl)

DECEMBER 28 (1-0)

1957	W, 3-0	No. 9 Texas A & M (N) @ Jacksonville, Fla. (Gator Bowl)

DECEMBER 29 (1-1)

1973	L, 19-28	No. 11 Texas Tech (N) @ Jacksonville, Fla. (Gator Bowl)
1986	W, 21-14	Minnesota (N) @ Memphis, Tenn. (Liberty Bowl)

DECEMBER 30 (2-1)

1972	W, 24-17	No. 10 Louisiana State (N) @ Houston, Texas (Bluebonnet Bowl)
1994	W, 45-23	No. 17 Virginia Tech (N) @ Gainesville, Fla. (Gator Bowl)
2010	L, 27-30	North Carolina (N) @ Nashville, Tenn. (Music City Bowl) (2OT)

DECEMBER 31 (1-4)

1966	W, 18-12	Syracuse (N) @ Jacksonville, Fla. (Gator Bowl)
1979	L, 22-27	No. 12 Purdue (N) @ Houston, Texas (Bluebonnet Bowl)
1982	L, 22-28	Iowa (N) @ Atlanta, Ga. (Peach Bowl)
2002	L, 3-30	No. 20 Maryland (N) @ Atlanta, Ga. (Peach Bowl)
2009	L, 14-37	No. 12 Virginia Tech (N) @ Atlanta, Ga. (Peach Bowl)

JANUARY (16-16, .500)

JANUARY 1 (12-13)

1940	L, 0-14	No. 3 Southern California (N) @ Pasadena, Calif. (Rose Bowl)
1941	L, 13-19	No. 5 Boston College (N) @ New Orleans, La. (Sugar Bowl)
1943	W, 14-7	No. 4 Tulsa (N) @ New Orleans, La. (Sugar Bowl)
1945	L, 0-25	No. 12 Southern California (N) @ Pasadena, Calif. (Rose Bowl)
1947	L, 0-8	No. 10 Rice (N) @ Miami, Fla. (Orange Bowl)
1951	W, 20-14	No. 3 Texas (N) @ Dallas, Texas (Cotton Bowl)
1952	L, 13-28	No. 3 Maryland (N) @ New Orleans, La. (Sugar Bowl)
1953	L, 0-16	No. 10 Texas (N) @ Dallas, Texas (Cotton Bowl)
1957	L, 7-13	No. 13 Baylor (N) @ New Orleans, La. (Sugar Bowl)
1968	L, 24-26	No. 3 Oklahoma (N) @ Miami, Fla. (Orange Bowl)
1969	L, 13-36	No. 5 Texas (N) @ Dallas, Texas (Cotton Bowl)
1971	W, 34-13	No. 11 Air Force (N) @ New Orleans, La. (Sugar Bowl)
1986	W, 35-7	No. 2 Miami (Fla.) (N) @ New Orleans, La. (Sugar Bowl)
1990	W, 31-27	No. 10 Arkansas (N) @ Dallas, Texas (Cotton Bowl)
1991	W, 23-22	Virginia (N) @ New Orleans, La. (Sugar Bowl)
1992	L, 17-42	No. 6 Penn State (N) @ Tempe, Ariz. (Fiesta Bowl)
1993	W, 38-23	No. 16 Boston College (N) @ Tampa, Fla. (Hall of Fame Bowl)
1994	L, 13-31	No. 13 Penn State (N) @ Orlando, Fla. (Citrus Bowl)
1996	W, 20-14	No. 4 Ohio State (N) @ Orlando, Fla. (Citrus Bowl)
1997	W, 48-28	No. 11 Northwestern (N) @ Orlando, Fla. (Citrus Bowl)
2001	L, 21-35	No. 11 Kansas State (N) @ Dallas, Texas (Cotton Bowl)
2002	W, 45-17	No. 17 Michigan (N) @ Orlando, Fla. (Capital One Bowl)
2005	W, 38-7	No. 22 Texas A & M (N) @ Dallas, Texas (Cotton Bowl)
2007	L, 10-20	Penn State (N) @ Tampa, Fla. (Outback Bowl)
2008	W, 21-17	No. 18 Wisconsin (N) @ Tampa, Fla. (Outback Bowl)

JANUARY 2 (3-3)

1939	W, 17-0	No. 4 Oklahoma (N) @ Miami, Fla. (Orange Bowl)
1988	W, 27-22	Indiana (N) @ Atlanta, Ga. (Peach Bowl)
1998	L, 17-42	No. 2 Nebraska (N) @ Miami, Fla. (Orange Bowl)
2000	L, 21-31	No. 3 Nebraska (N) @ Tempe, Ariz. (Fiesta Bowl)
2004	L, 14-27	Clemson (N) @ Atlanta, Ga. (Peach Bowl)
2015	W, 45-28	Iowa (N) @ Jacksonville, Fla. (TaxSlayer Bowl)

JANUARY 4 (1-0)

1999	W, 23-16	No. 2 Florida State (N) @ Tempe, Ariz. (Fiesta Bowl)

MISCELLANEOUS RECORDS

TENNESSEE'S OPEN DATE RECORDS

By Coach	Overall (SEC)
J. Pierce	2-2-1
G. Kelley	No open dates
H. Fisher	1-1-0
S. Crawford	0-0-1
J. Dupree	1-1-0
G. Levene	0-1-0
A. Stone	No open dates
Z. Clevenger	2-3-0
J. Bender	1-1-1
M. Banks	1-3-1
R. Neyland	10-0-3 (6-0-0)

By Coach	Overall (SEC)
W. Britton	0-1-0 (0-1-0)
J. Barnhill	2-1-0 (1-0-0)
H. Robinson	No open dates
B. Wyatt	No open dates
J. McDonald	1-0-0 (1-0-0)
D. Dickey	8-0-0 (6-0-0)
W. Battle	7-2-0 (4-2-0)
J. Majors	16-13-2 (3-12-2)
P. Fulmer	25-8-0 (23-8-0)
L. Kiffin	0-1-0 (0-1-0)
D. Dooley	1-2-0 (0-2-0)
B. Jones	2-2-0 (2-2-0)

All-Time Record: 80-42-9 (46-28-2 in SEC)

Tennessee's record against other SEC teams after the Vols have an open date (dating back to 1933)
(Calendar years of losses in parentheses)

Eastern Division	
University of Florida Gators	4-8-0
	(1984, 1991, 1996, 1997, 1999, 2000, 2002, 2005)
University of Georgia Bulldogs	2-1-0 (2014)
University of Kentucky Wildcats	12-1-0 (1935)
University of Missouri Tigers	Never played
University of South Carolina Gamecocks	5-1-0 (1992)
Vanderbilt University Commodores	2-1-0 (2013)

Western Division	
University of Alabama Crimson Tide	7-9-0
	(1972, 1978, 1987, 1988, 1989, 2002, 2005, 2009, 2010)
University of Arkansas Razorbacks	Never played
Auburn University Tigers	3-3-2 (1982, 1983, 1986)
Louisiana State University Tigers	2-0-0
University of Mississippi Rebels	3-3-0 (1973, 1980, 1983)
Mississippi State University Bulldogs	0-1-0 (2012)
Texas A&M University Aggies	Never played

TENNESSEE'S RECORD VS. HEISMAN TROPHY WINNERS

Post-Season (against the winner's team in a bowl or championship game the year he won the trophy).

Season	Bowl Game	Game Date	Opponent	Heisman Winner	Result
1995	Citrus Bowl	Jan. 1, 1996	No. 4 Ohio State	Eddie George, TB	UT 20-14
1957	Gator Bowl	Dec. 28, 1957	No. 9 Texas A&M	John David Crow, HB	UT 3-0

TOTAL - 2-0 – both games took place in massive rainstorms.

Regular-Season (against the winner's team during the year he won the trophy).

Season	Game Date	Game Location	Opponent	Heisman Winner	Result
2009	Oct. 24	Tuscaloosa, Ala.	No. 1 Alabama	Mark Ingram, TB	UA 12-10
2007	Sept. 15	Gainesville, Fla.	No. 5 Florida	Tim Tebow, QB	UF 59-20
1996	Sept. 21	Knoxville, Tenn.	No. 4 Florida	Danny Wuerffel, QB	UF 35-29
1985	Sept. 28	Knoxville, Tenn.	No. 1 Auburn	Bo Jackson, TB	UT 38-20
1981	Sept. 12	Los Angeles, Calif.	No. 5 So. California	Marcus Allen, TB	USC 43-7
1971	Sept. 25	Knoxville, Tenn.	No. 1 Auburn	Pat Sullivan, QB	AU 10-9
1967	Sept. 16	Los Angeles, Calif.	No. 8 UCLA	Gary Beban, QB	UCLA 20-16
1959	Nov. 7	Knoxville, Tenn.	No. 1 Louisiana State	Billy Cannon, HB	UT 14-13

TOTAL - 2-6

Regular-Season (against the winner's team during the year after he won the trophy [returning winner]).

Season	Game Date	Game Location	Opponent	Heisman Winner	Result
2010	Oct. 23	Knoxville, Tenn.	No. 7 Alabama	Mark Ingram, TB	UA 41-10
2008	Sept. 20	Knoxville, Tenn.	No. 4 Florida	Tim Tebow, QB	UF 30-6

TOTAL - 0-2

UT IN NCAA/SEC RECORD BOOKS

NCAA RECORD HOLDERS

■ INDIVIDUAL

Most Consecutive Rushes by Same Player—(Game) 16, William Howard, Tennessee vs. Mississippi, Nov. 15, 1986 (during two possessions)

Fewest Times Sacked Attempting to Pass—(Season) 3, Erik Ainge, 2007 (519 attempts)

Highest Completion Percentage—(min 20 atts.) 95.8, Tee Martin, Tennessee at South Carolina, Oct. 31, 1998 (23 of 24)

Most Touchdowns Scored on Interception Returns—(Career) 5, Jackie Walker, 1969-71 (11 interceptions) (tied with three others)

Most Consecutive Interceptions Returns For Touchdowns — (Career) 3, Prentiss Waggner, 2010 ((54 yards vs. UT Martin, Sept. 4; 9 yards vs. UAB, Sept. 25; 10 yards vs. Ole Miss, Nov. 13)

Most Field Goals made 50 yards or more—(Season) 8, Fuad Reveiz, 1982

Highest Percentage of field goals made 50 yards or more—(Season) 80.0, Fuad Reveiz, 1982 (8 of 10)

Highest Percentage of Extra Points Made—(Career) 100.0 John Becksvoort, 1991-94 (161 of 161) (tied with many others)

Longest Rushing Play—99, Kelsey Finch, Tennessee vs. Florida, Oct. 22, 1977 (tied with eight others)

Longest Punt Return—100, Bert Rechichar, Tennessee vs. Washington & Lee, Oct. 28, 1950 (tied with 11 others)

Longest Kickoff Return—100, Leonard Scott, Tennessee vs. Georgia, Oct. 9, 1999 (tied with numerous others)

■ TEAM

Highest Completion Percentage—(min 20 atts.) 96.0, Tennessee at South Carolina, Oct. 31, 1998 (24-of-25)

Fewest Passing Attempts Allowed—(Game) 0, by many, including Tennessee. vs. Georgia Tech, 1977

Consecutive Plays From Scrimmage By One Team Resulting In Turnovers — 4, Tennessee gained from Western Kentucky, 2013 (two interceptions followed by two fumble recoveries)

Most Punts Per Game—(Season) 13.9, Tennessee, 1937 (139 in 10 games)

Fewest Rushing and Passing Touchdowns Allowed Per Game—(Season) 0.0, Tennessee, 1939, tied with Duke 1938.

Most Yards Gained Interception Returns—(Season) 782, Tennessee, 1971. (25 ints.)

Highest Average Per Interception Return—(Season) (min. 15 ints.) 31.3, Tennessee, 1971 (25 for 782)

Most Touchdowns off Interception Return—(Season) 7, Tennessee 1971

Fewest Points Allowed Per Game—(Season) 0.0, Tennessee, 1939 (10 games), Duke 1938 (9 games)

Most Opponents Turnovers—(Season) 57, Tennessee, 1970 (36 int., 21 fumbles)

Most Consecutive Shutouts— (Regular Season) 17, Tennessee (from Nov. 5, 1938 through Oct. 12, 1940)

Most Consecutive Quarters Opponents Held Scoreless—(Regular Season) 71, Tennessee (from second quarter vs. LSU, Oct. 29, 1938, through second quarter vs. Alabama, Oct. 19, 1940)

SEC RECORD HOLDERS

■ INDIVIDUAL

Most Touchdown Passes—(Game) 7 (tied with four), Erik Ainge, 2007 Tennessee vs. Kentucky

Highest Completion Percentage—(min. 20 atts.) 95.8, Tee Martin (23 of 24) Tennessee at South Carolina 1998

Most Consecutive Completions—(Game) 23, Tee Martin, 1998 Tennessee at South Carolina; (Season) 24, Tee Martin, 1998 (1 vs. Alabama, 23 at South Carolina)

Lowest Percentage of Interceptions—(Season, min. 300 atts) 1.05, Peyton Manning (4 of 380) 1995

Yards Per Catch—(Game, min. 10 catches) 23.3, Kelley Washington, 2001 Tennessee vs. LSU (11 for 256)

Most Consecutive Field Goals—(Season) 18, Fuad Reveiz, 1984

Most Consecutive PAT Made—(Career) 161, John Becksvoort, 1991-94

Most Tackles—(Career) 547, Andy Spiva, 1973-76

Most Yards Per Interception—(Season, min. 10) 17.7, Bobby Majors (10 for 177) 1970, (Career) 35.3, Eric Berry (14 for 494), 2007-09

Most Touchdowns by Interception—(Career) 5, Jackie Walker 1969-71

Most Interception Return Yards—(Season) 265, Eric Berry 2008; (Career) 494, Eric Berry 2007-09

Longest Rushing Touchdown Play—99, Kelsey Finch, 1977 Tennessee at Florida

Highest Combined Kick & Punt Return Average Per Return (Season) —27.6, Cordarrelle Patterson, 2012

Longest Kickoff Return—100 (tied with 35), Leonard Scott, 1999 Tennessee vs. Georgia; Peerless Price, 1998 Tennessee vs. Alabama; Willie Gault, 1980 Tennessee vs. Pittsburgh

Longest Punt Return—100 (tied with three), Bert Rechichar, 1950 Tennessee vs. Washington & Lee

Longest Interception Return—100 (tied with 13), Ray Martin, 1953 Tennessee vs. Louisville

Longest Field Goal—60 (tied with two), Fuad Reveiz, 1982 Tennessee at Georgia Tech

■ TEAM

Most Consecutive Completions—(Game) 23, at South Carolina 1998; (Season) 24 in 1998 (1 vs. Alabama, 23 at South Carolina)

Completion Percentage—(Game, min 20 atts.) 96.0 (24 of 25) at South Carolina 1998

Fewest Interceptions—(Game, min. 45 attempts) 0 (tied with 28) vs. Clemson 2004 (56 att.); vs. Southern Mississippi 1997 (54 att.); at California 2007 (47 att.)

Yards Gained-Two Teams— 1,329, Tennessee 695-Kentucky 634 (1997)

Lowest Percentage of Interceptions—(Season, Min. 300 atts.) 1.02 in 1995 (4 of 391)

Most Punts—(Season) 139 in 1937

Most Yards Punting—(Season) 5,620 in 1937

Most Punt Return Yards—(Season) 974 in 1940 (68 returns)

Most Kickoff Return Yards—(Season) 1,462 in 2007 (60 returns)

Fewest Rushes Allowed—(Season) 231 in 1945 (9 games)

Fewest Passes Allowed—(Game) 0 (tied with one), vs. Georgia Tech 1977

Fewest Touchdowns Allowed—(Season) 0 in 1939 (10 games)

Fewest Points Allowed—(Season) 0 in 1939 (10 games)

Most Interceptions—(Season) 36 in 1970

Interception Return Yards—(Season) 782 in 1971 (25 interceptions)

Interception Touchdowns—(Season) 7 in 1971

Fewest Plays Allowed—(Season) 368 in 1945

SEC/NCAA STATISTICAL CHAMPIONS

INDIVIDUAL

■ RUSHING

1951	Hank Lauricella, 881 yards
1968	Richard Pickens, 736 yards
1983	Johnnie Jones, 1116 yards (111.6/gm)
1984	Johnnie Jones, 1290 yards (117.3/gm)
1990	Tony Thompson, 1261 yards (105.1/gm)
2001	Travis Stephens, 1464 yards (122.0/gm)

■ PASSING EFFICIENCY

1968	Bubba Wyche, 124.63
1975	Randy Wallace, 133.21
1985	Darryl Dickey, 163.10
1993	Heath Shuler, 157.3

■ RECEIVING

1975	Larry Seivers, 41 receptions (3.7 avg.)
1976	Larry Seivers, 51 receptions (4.6 avg.)
1990	Carl Pickens, 53 receptions (4.8 avg.)
1991	Carl Pickens, 49 receptions (4.5 avg.)
1995	Joey Kent, 95.9 yards/game (69 for 1055 yds)
1997	Marcus Nash, 97.5 yards/game (76 for 1170 yds)
2006	Robert Meachem, 99.8 yards/game (71 for 1298 yds)
2011	Da'Rick Rogers, 67 receptions (5.58 avg.)

** SEC recognizes a rec. leader and yardage leader*

■ TOTAL OFFENSE

1955	Johnny Majors, 1133 yards
1956	Johnny Majors, 1101 yards
1975	Randy Wallace, 1529 yards

■ ALL-PURPOSE

2012	Cordarrelle Patterson, 1858 yards (154.8 per game)

■ SCORING

1933	Beattie Feathers, 78 points
1951	Harold Payne, 84 points
1953	Jimmy Wade, 72 points
1972	Haskel Stanback, 78 points
1974	Stanley Morgan, 84 points
1975	Stanley Morgan (tied), 60 points
1985	Carlos Reveiz, 102 points (9.3 ppg)
1986	William Howard, 86 points (10.8 ppg)
1987	Reggie Cobb, 120 points (10.0 ppg)
1990	Greg Burke, 107 points (8.9 ppg)
1993	John Becksvoort, 95 points (8.6 ppg)
2006	James Wilhoit, 96 points (7.4 ppg)

■ FIELD GOALS

1985	Carlos Reveiz, 2.18 per game (24 in 11 games)
1987	Phil Reich, 1.33 per game (16 in 12 games)
1995	Jeff Hall, 1.50 per game (16 in 11 games)
2000	Alex Walls, 1.64 per game (18 in 11 games)

■ PUNTING

1956	Bobby Gordon, 47.1 avg.
1957	Bobby Gordon, 42.7 avg.
1962	George Canale, 41.8 avg.
1966	Ron Widby, 43.8 avg.
1974	Neil Clabo, 43.1 avg.
1976	Craig Colquitt, 42.5 avg.
1982	Jimmy Colquitt, 46.9 avg.
1988	Kent Elmore, 44.3 avg.
1990	Joey Chapman, 41.9 avg.
2003	Dustin Colquitt, 45.31 avg.

■ TACKLES PER GAME

2004	Jason Allen, 9.5 per game (123 in 13 games)
2012	A.J. Johnson, 11.5 per game (138 in 12 games)

■ TACKLES FOR LOSS (TFL)

2004	Jesse Mahelona, 18.5 (18 solo, one assist in 13 games)

■ INTERCEPTIONS

1970	Bobby Majors, 10 interceptions
1985	Chris White, 9 interceptions
1999	Deon Grant, 9 interceptions
2008	Eric Berry, 7 interceptions

■ PUNT RETURNS

1986	Thomas Woods, 11.3 avg. per return
1993	Shawn Summers, 14.2 avg. per return
1994	Nilo Silvan, 18.1 avg. per return

■ KICKOFF RETURNS

1988	Anthony Morgan, 24.2 avg.
1990	Dale Carter, 29.8 avg
1993	Billy Williams, 28.4 avg.
1999	Leonard Scott, 27.0 avg.

TEAM

■ SCORING OFFENSE

1933	17.6 ppg.(t)	1967	25.9 ppg.
1938	27.6 ppg.	1987	32.9 ppg.
1940	31.9 ppg.	1990	36.8 ppg.
1951	37.3 ppg.	1993	42.8 ppg.
1956	28.6 ppg.	1999	31.6 ppg.

■ SCORING DEFENSE

1938	1.6 ppg.	1950	5.2 ppg.
1939	0.0 ppg.	1972	7.5 ppg.
1940	2.6 ppg.	1983	12.9 ppg.
1942	5.4 ppg.	1996	14.3 ppg.
1944	5.3 ppg.		

■ RUSHING OFFENSE

1951	306.8 avg.	1994	231.2 avg.
1970	215.0 avg.	1998	211.3 avg.
1989	245.6 avg.	1999	191.3 avg.
1993	238.3 avg.		

■ PASSING OFFENSE

1975	140.5 avg.

■ TOTAL OFFENSE

1991	467.7 avg.
1997	482.8 avg.
1993	480.6 avg.

■ RED ZONE OFFENSE

2006	88.6 scoring pct. (39-of-44; 27 TDs, 12 FGs)

** The SEC did not track red zone statistics until 2001*

■ THIRD DOWN CONVERSIONS

1992	42% (69 of 164)
1993	47% (60 of 129)
1996	44% (68 of 156)

■ FIRST DOWNS

2004	276

■ NET PUNTING

2004	39.0 yds./punt

■ RUSHING DEFENSE

1983	111.9 avg.
2000	74.3 avg.
2001	85.3 avg.

■ PASSING DEFENSE

1948	74.8 avg.	1977	97.0 avg.
1949	75.2 avg.	1985	150.0 avg.
1950	59.2 avg.	1986	113.5 avg.
1952	53.1 avg.	1991	147.9 avg.
1953	54.0 avg.	1996	130.4 avg.
1960	53.8 avg.		

■ QUARTERBACK SACKS

1991—39 sacks	2000—50 sacks
1993—38 sacks	2001—34 sacks
1995—42 sacks	

■ SACKS ALLOWED

2007	4 sacks
2012	8 sacks (0.67 per game)

■ THIRD-DOWN CONV. DEF.

1997	28% (48 of 173)
2002	29.1% (53 of 182)

■ TOTAL DEFENSE

1952	167.7 avg.	1996	236.6 avg.
1983	279.0 avg.	2008	263.5 avg.
1991	286.7 avg.		

■ PUNT RETURNS

1986	11.3 avg.	1997	13.4 avg.

■ KICKOFF RETURNS

1990	24.36 avg.	1999	23.60 avg.
1993	23.61 avg.	2000	23.50 avg.
1995	25.07 avg.		

■ TURNOVER RATIO

1990	1.92 per gm.	1995	1.00 per gm.
1993	1.18 per gm.	1998	1.33 per gm.

NCAA LEADERS

INDIVIDUAL

Punting—1942 Bobby Cifers, 42.9 avg. (37 punts for 1586 yds.); 1966 Ron Widby, 43.8 avg. (48 punts for 2104 yds.)

Passing Efficiency—1966 Dewey Warren, 142.2 (min. 15 passes per game)

Interceptions—1985 Chris White, 0.82 per game (9 int. in 11 games); 1999 Deon Grant, 0.82 per game (9 int. in 11 games)

Kickoff Returns—1990 Dale Carter, 29.8 avg. (17 returns for 507 yards)

Punt Returns—1951 Bill Blackstock, 25.9 avg. (12 returns for 311 yards); 1941 Walter Slater, 20.4 avg.

TEAM

Scoring Defense—1939, 0.0 points per game; 1940, 2.6 points per game

Total Defense—1952, 166.7 yards per game

Passing Defense—1950, 67.5 yards per game

Punting—1966, 43.4 yards per punt

Kickoff Returns—1983, 28.8 yards per return

Sacks Allowed—2007, 4 sacks allowed

Turnover Margin—1985, 1.909 per game

Most Improved—1989, (5.5 games over 1988)

INDIVIDUAL FOOTBALL RECORDS

INDIVIDUAL GAME (FROM 1944)

■ RUSHING

Attempts—41, Johnnie Jones (Rutgers 1983); Travis Stephens (Arkansas 2001)

Attempts by QB—24, Joshua Dobbs (South Carolina, 2014)

Yards—294, Chuck Webb (Mississippi 1989)

Yards by QB—166, Joshua Dobbs (South Carolina, 2014)

Yards, half—200, Tony Thompson (Mississippi State 1990)

Average per rush—
- Min. 8 rushes—18.2, LaMarcus Coker (Marshall 2006; 8 for 146 yards)
- Min. 10 rushes—17.5, George Canale (Chattanooga 1962; 10 for 175 yards)
- Min. 20 rushes—11.3, Tony Thompson (Mississippi State 1990; 22 for 248 yards)
- Min. 30 rushes—8.4, Chuck Webb (Mississippi 1989; 35 for 294)
- Min. 40 rushes —5.7, Johnnie Jones (Rutgers 1983; 41 for 234)

Touchdowns rushing—5, Gene McEver (South Carolina 1929); Modern Record— 4, Bob Lund (Vanderbilt 1945); Harold Payne (Washington & Lee 1951); Hubert Simpson (Notre Dame 1979); Tony Thompson (Vanderbilt 1990); James Stewart (Georgia 1994)

Consecutive attempts—*16,William Howard (Mississippi 1986)

Longest rush— *99, Kelsey Finch (Florida 1977)

■ PASSING

Attempts—65, Peyton Manning (Florida 1996)

Completions—37, Peyton Manning (Florida 1996); A.J.Suggs (LSU 2000); Tyler Bray (Missouri 2012)

Completion percentage—
- Min. 10 atts.—91.7 David Rudder (Alabama 1978; 11 of 12)
- Min. 20 atts.—*95.8, Tee Martin (South Carolina 1998; 23 of 24)
- Min. 30 atts.—82.9, Tyler Bray (Cincinnati 2011; 34 of 41)

Consecutive completions—*23, Tee Martin (South Carolina 1998)

Yards—530, Tyler Bray (Troy 2012)

Yards, half—313, Tyler Bray (Troy 2012)

Touchdown passes—7, Erik Ainge (Kentucky 2007)

Passes had intercepted—4, Bobby Scott (Auburn 1970); Jeff Francis (Alabama 1987); Peyton Manning (Florida 1996)

Longest pass play—90, Casey Clausen to Mark Jones (Georgia 2003)

■ TOTAL OFFENSE

Rushing & passing plays—70, Peyton Manning (Florida 1996)

Rushing & passing yards—530, Tyler Bray (Troy 2012)

Average per play (min. 10 plays)—17.5, George Canale (Chattanooga 1962; 10 rushes, 175 yards)

Touchdowns responsible for—7, Erik Ainge (Kentucky 2007; 7 passing)

■ RECEIVING

Receptions—13, Carl Pickens (Notre Dame 1990); Joey Kent (Arkansas 1995)

Yards—256, Kelley Washington (LSU 2001)

Average per reception—
Min. 5 rec.—38.0, Denarius Moore (South Carolina 2010; 6 for 228)
Min. 10 rec.—23.3, Kelley Washington (LSU 2001; 11 for 256)

Touchdown receptions—3, Jim Powell (Mississippi 1946); Carl Pickens (Kentucky 1990); Billy Williams (Florida 1993); Marcus Nash (Kentucky 1997); Cedrick Wilson (Arkansas 2000); Donté Stallworth (Memphis 2001 and Kentucky 2001); Chris Hannon (Mississippi State 2003); Justin Hunter (Akron 2012 and Troy 2012); Zach Rogers (South Carolina 2012)

■ PUNTING

Punts—14, Craig Colquitt (Kentucky 1976)

Average—
- Min. 5 punts—53.0, Jimmy Colquitt (LSU 1982 & Kentucky 1983; both 5 for 265 yards)
- Min. 7 punts—51.7, Dustin Colquitt (South Carolina 2003; 7 for 362 yards)

Longest punt—100, A. H. Douglas (Clemson 1902); Modern—81, Kent Elmore (Vanderbilt 1988)

■ INTERCEPTIONS

Passes intercepted—3, Bob Lund (North Carolina 1948); J.W. Sherrill (Kentucky 1949); Albert Dorsey (Alabama 1967); Bill Young (Rice 1968); Tim Priest (Alabama 1970); Chris White (UCLA 1985); Preston Warren (Boston College 1988); Deon Grant (Auburn 1999)

Yards returned—100, Ray Martin (Louisville 1953)

Longest pass interception return—100, Ray Martin (Louisville 1953)

Longest fumble-in-air return—107, J. A. Caldwell (Sewanee 1905)

Touchdowns by interception—1, set by many, last **Brian Randolph (Kentucky 2014)**

■ PUNT RETURNS

Punts returned—7, Jerry Smith (Auburn 1964); Bobby Majors (Georgia 1969 and South Carolina 1970); Eddie Brown (Wake Forest 1972); Terry Fair (Vanderbilt 1996 and Auburn 1997); Eric Parker (Vanderbilt 1999 and Syracuse 2001)and Dennis Rogan (South Carolina 2008)

Yards returned—157, Terry Fair (Auburn 1997; 7 returns)

Average per return (min. 3 ret.)—45.0, Bert Rechichar (Washington & Lee 1950; 3 for 135)

Longest punt return—100, Bert Rechichar (Washington & Lee 1950)

Touchdowns by punt return—1, set by many, last **Cameron Sutton (at Vanderbilt 2014)**

■ KICKOFF RETURN

Kickoffs returned—7, Willie Gault (Southern California 1981)

Yards returned—207, LaMarus Coker (Florida 2007)

Longest kickoff return—100, Willie Gault (Pittsburgh 1980); Pete Panuska (Maryland 1984); Peerless Price (Alabama 1998); Leonard Scott (Georgia 1999)

Most TDs by kickoff return—1, set by several

■ MISCELLANEOUS RETURN RECORDS

Touchdown By Receiving/Rushing and Return In A Game —
- Carl Pickens (Louisville 1991) 75-yd rec./67-yd punt return
- Willie Gault (Kentucky 1980) 48-yd rec./92-yd kickoff return
- Gary Moore (Auburn 1979) 10-yd rush/98-yd kickoff return
- Stanley Morgan (Maryland 1975) 50-yd rush/70-yd punt return
- Cordarrelle Patterson (at Miss State 2012) 11-yd rec.,/98-yd kickof return

Touchdown By Interception/Kickoff/Punt Returns In A Game — vs. Washington & Lee, 1950: Burt Rechichar 100-yd punt return, Jimmy Hahn 83-yd kickoff return, Burt Rechichar 50-yd interception return

■ TOTAL KICK/PUNT RETURNS

Total kicks returned—10, Willie Gault (Memphis State 1981)

Yards on punt & kickoff returns—210, Dale Carter (Kentucky 1990)

Average per return (min. 4 ret.)—48.8, Bobby Majors (Penn State 1971; 4 for 195)

Touchdowns by kick returns—1, set by several

■ TOTAL ALL-PURPOSE YARDS

Plays—44, Arian Foster (Vanderbilt 2005)

Yards—294, Chuck Webb (Mississippi 1989)

■ SCORING

Points—30, Gene McEver (South Carolina 1929)
Modern record—24, Bob Lund (Vanderbilt 1945); Harold Payne (Washington & Lee 1951); Hubert Simpson (Notre Dame 1979); Tony Thompson (Vanderbilt 1990); James Stewart (Georgia 1994); Jamal Lewis (Kentucky 1997)

Points by Kicking—17, Alan Duncan (Kentucky 1978; 5-6 FG, 2-2 PAT); Fuad Reveiz (Memphis State 1982; 5-5 FG, 2-2 PAT); Alex Walls (Wyoming 2002; 4-4 FG, 5-5 PAT); Derrick Brodus (Akron, 2012 4-4 FG, 5-5 PAT)

Touchdowns—5, Gene McEver (South Carolina 1929) Modern record—4, Bob Lund (Vanderbilt 1945); Herky Payne (Washington & Lee 1951); Hubert Simpson (Notre Dame 1979); Tony Thompson (Vanderbilt 1990); James Stewart (Georgia 1994); Jamal Lewis (Kentucky 1997)

Point-After-Touchdowns Attempted—10, Alex Walls (La.-Monroe 2000)
Point-After-Touchdowns Made—10, Alex Walls (La.-Monroe 2000)
Percentage PATs Made—100.0, Alex Walls (La.-Monroe 2000; 10 of 10)
Two-Point Conversions Attempted—2, Six times; most recent: Cedric Houston (Kentucky 2004)
Two-Point Conversions Made—2, Kenny Jones (Alabama 1982); Thomas Woods (Alabama 1987)
Blocked Extra-Point Return—1, Floyd Miley (Mississippi 1990; 97 yards)
Field Goals Attempted—6, Alan Duncan (Kentucky 1978)
Longest Field Goal Attempted—63, Fuad Reveiz (Wash. State 1984)
Field Goals Made—5, Alan Duncan (Kentucky 1978); Fuad Reveiz (Memphis State & Kentucky 1982); Alex Walls (Florida 2000)
Longest Field Goal Made—60, Fuad Reveiz (Georgia Tech 1982)

INDIVIDUAL SEASON (FROM 1937)

■ RUSHING

Attempts—291, Travis Stephens 2001
Yards—1,464, Travis Stephens 2001
Yards By QB—593, Jimmy Streater 1978
Yards per game—130.7, Jay Graham 1995 (1,438 yards in 11 games)
100-yard games—11, Jay Graham 1995
Highest avg. per rush—
Min. 100 rushes—7.94, Hank Lauricella 1951 (111 for 881 yards)
Min. 200 rushes—5.91, Chuck Webb 1989 (209 for 1,236 yards)
Touchdowns rushing—18, Gene McEver 1929
Modern record—17, Reggie Cobb 1987
Touchdowns rushing by quarterback—11, Heath Shuler 1992

■ PASSING

Attempts—519, Erik Ainge 2007
Completions—325, Erik Ainge 2007
Completion percentage—
Min. 100 atts.—64.9, Daryl Dickey 1985 (85 of 131)
Min. 200 atts.—64.6, Heath Shuler 1993 (184 of 285)
Min. 300 atts.—67.0, Erik Ainge 2006 (233 of 348)
Min. 400 atts.—62.6, Erik Ainge 2007 (325 of 519)
Yards—3,819, Peyton Manning 1997
Touchdown passes—36, Peyton Manning 1997
Consecutive games throwing TD pass—12, Heath Shuler 1993
Consecutive completions—24, Tee Martin 1998 (1 vs. Alabama, 23 vs. South Carolina)
Consecutive attempts without interception—143, Casey Clausen 2003
Passes had intercepted—16, Jimmy Streater 1979
Lowest interception percentage—
Min. 100 atts.—0.76, Daryl Dickey 1985 (1 in 131 atts.)
Min. 200 atts.—1.05, Peyton Manning 1995 (4 in 380 atts.)
Min. 300 atts.—1.05, Peyton Manning 1995 (4 in 380 atts.)
Min. 400 atts.—1.93, Erik Ainge 2007 (10 in 519 atts.)

■ TOTAL OFFENSE

Rushing & passing plays—535, Erik Ainge (2007)
Rushing & passing yards—3,789, Peyton Manning (1997)
Average per game—315.8, Peyton Manning 1997 (-30 rushing, 3,819 passing, 12 games)
Average per play—
Min. 100 plays—7.6, Hank Lauricella 1951 (162 for 1,233 yards)
Min. 300 plays—7.7, Erik Ainge 2006 (374 for 2,887 yards)
Min. 400 plays—7.67, Tyler Bray 2012 (466 for 3,578 yards)
Min 500 plays—7.2, Peyton Manning 1997 (526 for 3,789 yards)
Touchdowns responsible for—39, Peyton Manning 1997 (3 rushing, 36 passing)

■ RECEIVING

Receptions—76, Marcus Nash 1997
Yards—1,298, Robert Meachem 2006
Average per game—99.8, Robert Meachem 2006 (1,298 yards, 13 games)
Average per reception—
Min. 50 rec.—18.3, Robert Meachem 2006 (71 for 1,298)
Min. 75 rec.—15.4, Marcus Nash 1997 (76 for 1,170)
Touchdown receptions—13, Marcus Nash 1997
Consecutive games with TD catch—6, Joey Kent 1995
Receptions by tight end—41, Chris Brown 2007
Yards by tight end—562, Mychal Rivera, 2012
Touchdown receptions by tight end—7, Austin Denney 1966

■ PUNTING

Punts—80, Matt Darr 2014
Punting Yards— 3,378, Matt Darr 2014
Average per punt—
Min. 25 punts—46.9, Jimmy Colquitt 1982 (45 for 2,110 yards)
Min. 50 punts—45.3, Dustin Colquitt 2003 (68 for 3,081 yards)

■ INTERCEPTIONS

Passes intercepted—10, Bobby Majors (1970)
Yards returned—265 (on 7) Eric Berry (2008)
Average per interception return—
Min. 5 returns—44.4, Eric Berry 2007 (5 for 222)
Min. 10 returns—17.7, Bobby Majors 1970 (10 for 177)
Touchdowns by interception—3, Prentiss Waggner 2010

■ PUNT RETURNS

Punts returned—42, Bobby Majors 1971; Eddie Brown 1972
Yards returned—457, Bobby Majors 1969
Average per return (min. 1.2 per game)—*25.9, Bill Blackstock 1951 (12 for 311 yards)
Touchdowns by punt return—2, Eddie Brown 1973; Bobby Majors 1969 & 1971; Stanley Morgan 1975; Terry Fair 1996

■ KICKOFF RETURNS

Kickoffs returned—33, David Oku (2009)
Yards returned—863, David Oku (2009)
Average per return—
Min. 20 ret.—28.0, Cordarrelle Patterson, 2012 (24 for 671 yards)
Min. 30 ret.—26.2, David Oku 2009 (33 for 863 yards)
Touchdowns by kickoff return—*3, Willie Gault 1980

■ TOTAL KICK RETURNS

Total kicks returned—59, Willie Gault 1981 (31 punt, 28 kickoff)
Yards on punt & kickoff returns—987, Willie Gault 1981
Touchdowns by kick return—3, Willie Gault 1980
Touchdowns by kick & punt return—Bobby Gordon 1957, Cordarrelle Patterson 2012

■ TOTAL ALL-PURPOSE YARDS

Plays—310, Travis Stephens 2001
Yards—1,858, Cordarrelle Patterson, 2012

■ SCORING (FROM 1929)

Points— 130, Gene McEver 1929
Modern record—120, Reggie Cobb 1987
Points by kicking—115, Daniel Lincoln 2007
Touchdowns— 21, Gene McEver 1929
Modern record—20, Reggie Cobb 1987
Points-after-touchdowns attempted—59, John Becksvoort 1993
Point-after-touchdowns made—59, John Becksvoort 1993
Percentage PATs made (min. 35 atts.)—100.0, John Becksvoort 1993 (59 of 59); Greg Burke 1990 (50 of 50); James Wilhoit 2003 (41 of 41); John Becksvoort 1994 (39 of 39); Alex Walls 2000 & 2001 (both 39 of 39); Greg Burke 1989 (36 of 36); John Becksvoort 1992 (35 of 35)
Two-point conversions attempted—3, Hal Wantland 1964; Condredge Holloway 1973 & 1974
Two-point conversions made—2, Bobby Morton 1962; Condredge Holloway 1973; Larry Seivers 1974; Tommy West 1974; Mike Gayles 1975; Kenny Jones 1982; Thomas Woods 1987; Alvin Harper 1987
Field goals attempted—31, Fuad Reveiz 1982
Field goals made—27, Fuad Reveiz 1982
Field goals made by freshman—21, Daniel Lincoln 2007
Field-goal percentage—
Min. 10 atts.—92.0, John Becksvoort 1993 (12 of 13)
Min. 20 atts.—90.0, Alex Walls 2000 (18 of 20)
Min. 30 atts.—87.1, Fuad Reveiz 1982 (27 of 31)
Consecutive Field Goals Made—18, Fuad Reveiz 1984

INDIVIDUAL CAREER (FROM 1928)

■ RUSHING

Attempts—560, Montario Hardesty 2005-09

Yards—3,078, Travis Henry 1997-2000

Average per rush (min. 250 rushes)—6.67, Charlie Garner 1992-93 (313 for 2,089 yards)

Average per game—103.0, Jamal Lewis 1997-99 (2,677 yards, 26 games)

100-yard games—15, Travis Henry 1997-2000

Touchdowns rushing—37, Gene McEver 1928-31
Modern record—35, James Stewart 1991-94

Touchdowns rushing by quarterback—16, Tee Martin 1996-99

■ PASSING

Attempts—1,381, Peyton Manning 1994-97

Completions—863, Peyton Manning 1994-97

Completion percentage—
Min. 100 atts.—63.0, Daryl Dickey 1981-85 (102 of 162)
Min. 400 atts.—62.5, Peyton Manning 1994-97 (863 of 1,381)
Min. 500 atts.—62.5, Peyton Manning 1994-97 (863 of 1,381)
Min. 750 atts.—62.5, Peyton Manning 1994-97 (863 of 1,381)

Yards—11,201, Peyton Manning 1994-97

Touchdown passes—89, Peyton Manning 1994-97

Consecutive games throwing TD pass—18, Heath Shuler Oct. 17, 1992-Jan. 1, 1994

Passes had intercepted—38, Andy Kelly 1988-91

Lowest interception percentage—
Min. 150 atts.—1.23, Daryl Dickey 1981-85 (2 in 162 atts.)
Min. 400 atts.—2.34, Heath Shuler 1991-93 (12 in 513 atts.)
Min. 500 atts.—2.34, Heath Shuler 1991-93 (12 in 513 atts.)
Min. 750 atts.—2.39, Peyton Manning 1994-97 (33 in 1,381 atts.)

■ TOTAL OFFENSE

Rushing & passing plays—1,534, Peyton Manning 1994-97

Rushing & passing yards—11,020, Peyton Manning 1994-97

Average per game—258.5, Tyler Bray, 2010-12 (7,237 yards, 28 games)

Average per play—
Min. 800 plays—7.36, Tyler Bray 2010-12 (983 for 7,237 yards)
Min. 900 plays—7.36, Tyler Bray 2010-12 (983 for 7,237 yards)
Min. 1,000 plays —7.18, Peyton Manning 1994-97 (1,534 for 11,020 yards)

Touchdowns responsible for—101, Peyton Manning 1994-97 (12 rushing, 89 passing)

■ RECEIVING

Receptions—183, Joey Kent 1993-96

Yards—2,814, Joey Kent 1993-96

Average per game—85.8, Kelley Washington 2001-02 (1,453 yards, 17 games)

Average per reception (min. 100 rec.)—18.8, Joey Kent 1993-96 (183 for 2,814 yards)

Touchdown receptions—25, Joey Kent 1993-96

Receptions by by tight end—98, Reggie Harper 1977-80

Yards by tight end—1,141, Reggie Harper 1977-80

Touchdowns receptions by tight end—9, Austin Denney 1965-66; Ken DeLong 1967-69

Consecutive Games with TD Reception—6, Cory Fleming, Jan. 1-Oct. 2, 1993 (9 TDs); Joey Kent 1995 (8 TDs)

■ PUNTING

Punts—204, Craig Colquitt 1975-77

Punting yards—10,216, Dustin Colquitt 2001-04

Average per punt (min. 75 punts)—43.9, Jimmy Colquitt 1981-84 (201 for 8,816 yards)

■ INTERCEPTIONS

Passes intercepted—18, Tim Priest 1968-70

Yards returned—494, Eric Berry 2007-09

Average per return—
Min. 10 ret.—35.3, Eric Berry 2007-09 (14 for 494 yards)
Min. 15 ret.—19.5, Conrad Graham 1970-72 (15 for 293)

Touchdowns by interception—*5, Jackie Walker 1969-71

■ PUNT RETURNS

Punts returned—117, Bobby Majors 1969-71

Yards returned—1,163, Bobby Majors 1969-71

Average per return—
Min. 50 ret.—14.7, Bert Rechichar 1949-51 (55 for 808 yards)
Min. 100 ret.—9.9, Bobby Majors 1969-71 (117 for 1,163 yds.)

Touchdowns by punt return—4, Bobby Majors 1969-71

■ KICKOFF RETURNS

Kickoffs returned—78, Willie Gault 1979-82

Yards returned—1,854, Willie Gault 1979-82

Average per return—
Min. 12 ret.—32.6, George Cafego 1937-79 (12 for 391 yards)
Min. 30 ret.—25.7, Dale Carter 1990-91 (44 for 1,130 yards)
Min. 50 ret.—23.8, Willie Gault 1979-82 (78 for 1,854 yards)

Touchdowns by kickoff return—4, Willie Gault 1979-82

■ TOTAL KICK RETURNS

Total kicks returned—156, Willie Gault 1979-82 (78 punt, 78 kickoff)

Yards on punt & kickoff returns—2,513, Willie Gault 1979-82

Average per return—
Min. 60 ret.—23.2, Leonard Scott, 1999-2002 (77 for 1,788 yds.)
Min. 100 ret.—16.1, Willie Gault, 1979-82 (156 for 2,513 yards)

Touchdowns by kick return—5, Willie Gault 1979-82

■ TOTAL ALL-PURPOSE YARDS

Plays—740, Arian Foster, 2005-08

Yards—4,642, Stanley Morgan 1973-76

■ SCORING

Points—371, Jeff Hall 1995-98

Touchdowns—44, Gene McEver 1928-31
Modern record—39, Stanley Morgan 1973-76; James Stewart 1991-94

Consecutive games scoring touchdown—11, Travis Stephens, Nov. 4, 2000-Nov. 3, 2001 (12 rush, 1 rec.)

Point-after-touchdowns attemped—194, Jeff Hall 1995-98

Point-after-touchdowns made—188, Jeff Hall 1995-98

Point-after-touchdown percentage (min. 100 atts.)—100.0, John Becksvoort 1991-94 (161 of 161)

Consecutive point-after-touchdowns made—161, John Becksvoort 1991-94

Two-point conversions attempted—8, Condredge Holloway 1972-74

Two-point conversions made—3, Bobby Morton 1960-63; Condredge Holloway 1972-74

Field goals attempted—95, Fuad Reveiz 1981-84

Field goals made—71, Fuad Reveiz 1981-84

Field-goal percentage—
Min. 50 made—77.9, Alex Walls 1999-2002 (53 of 68)
Min. 70 made—74.7, Fuad Reveiz 1981-84 (71 of 95)

■ MISCELLANEOUS

Games played—52, Dustin Colquitt, 2001-04; Denarius Moore 2007-10; Luke Stocker 2007-10

Games played by position player—52, Denarius Moore 2007-10; Luke Stocker 2007-10

Games started—51, Dustin Colquitt 2001-04

Games started by position player—50, Jonathan Hefney 2004-07 (51 played)

Consecutive games started—50, Jeff Hall 1995-98; Jonathan Hefney 2004-07

Wins as starting quarterback—39, Peyton Manning 1994-97 (45 games)

**Modern NCAA record; +NCAA statistical champion*

TEAM OFFENSE RECORDS

TOTAL OFFENSE

■ GAME

Plays—95, **at South Carolina, 2014**; vs. Mississippi State 1991

Yards—718, vs. Troy 2012

Yards per Play—10.9, vs. Kentucky (54/590), 2000

■ SEASON

Plays—993 in 2007

Yards —5,794 in 1997

Yards per Play—6.9 in 1993

Yards per Game—482.8 in 1997

RUSHING

■ GAME

Attempts—75, vs. Kentucky 1980

Yards—513, vs. Washington & Lee 1951

Yards per Attempt—10.7, vs. Tenn. Tech (44/469), 1951

Touchdowns—8, vs. Washington & Lee 1951

■ SEASON

Attempts—593 in 1976

Yards—3,068 in 1951

Yards per Attempt—5.9 in 1993

Touchdowns—40 in 1951

Yards per Game—306.8 in 1951

PASSING

■ GAME

Attempts—65, vs. Florida 1996

Completions—38 vs. Missouri 2012

Consecutive Completions—23, at So. Carolina 1998

Interceptions—5, vs. Duke 1949; vs. Auburn 2004

Completion Percentage
(Min. 10 atts.) *96.0, at South Carolina 1998 (24 of 25);
(Min. 40 atts.) 82.9, vs. Cincinnati 2011 (34 of 41)

Yards—545, at Kentucky 1997

Touchdowns—7, at Kentucky 2007

■ SEASON

Attempts—534 in 2007

Completions—333 in 2007

Consecutive Completions—24 in 1998

Interceptions—20 in 1979

Fewest Interceptions—4 in 1992 and 1995

Completion Percentage—65.0 in 1993 (208 of 320)

Yards—3,981 in 1997

Touchdowns—37 in 1997

Yards per Game—331.8 in 1997

SCORING

■ GAME (FROM 1937)

Points—70, vs. La.-Monroe 2000

Points, Quarter—35, vs. Arkansas 2000

Points, Half—49, vs. La.-Monroe 2000

Points by Kicking— 17 vs. Akron, 2012 (4-4 FG, 5-5 PAT); vs. Wyoming 2002 (4-4 FG, 5-5 PAT); vs. Memphis St. 1982 (5-5 FG, 2-2 PAT); vs. Kentucky 1978 (5-6 FG, 2-2 PAT)

Touchdowns—10 vs. La.-Monroe 2000; vs. Tennessee Tech 1951

Point-After-Touchdowns Made—10, vs. La.-Monroe 2000

Two-Point Conversions Made—2 at LSU 2000; at UCLA 1994; at Alabama 1987; vs. Alabama 1982; vs. Clemson 1974

Field Goals Made—5 vs. Florida 2000; vs. Kentucky 1982; vs. Memphis State 1982; vs. Kentucky 1978

■ SEASON

Points—471 in 1993

Points per Game—42.8 in 1993 (471 in 11 games)

Touchdowns—62 in 1993

Field Goals Made—27 in 1982

Point-After-Touchdowns Made—59 in 1993

Consecutive Point-After-Touchdowns Made 168 from Sept. 28, 1991, to Sept. 16, 1995)

Two-Point Conversions Attempted—8 in 1974

Two-Point Conversions Made—5 in 1974

PUNTING

■ GAME

Punts—15 vs. Rice 1947 Orange Bowl; 14 vs. Kentucky 1976; vs. Georgia 1968; vs. Alabama 1944

Yards—627, vs. Georgia 1968

Average (Min. 5)—53.0 (all 5 for 265 yards) vs. Auburn 1983; at LSU 1982; at Vanderbilt 1956

■ SEASON

Punts—139 in 1937

Punts per Game—*13.9 in 1937 (139 in 10 games)

Yards—5,620 in 1937

Average—45.1 in 1982

PUNT RETURNS

■ GAME

Returns—10, vs. Tennessee Tech 1947

Yards—192, vs. Chattanooga 1951

■ SEASON

Returns—68 in 1939 and 1940

Yards—974 in 1940

KICKOFF RETURNS

■ GAME

Returns—9, at Florida 2007; at Alabama 1987

Yards—260, at Florida 2007 (9 returns)

■ SEASON

Returns—60 in 2007

Yards—1,462 in 2007

Average per Return—25.6 in 1946

MISCELLANEOUS

■ GAME

First Downs—35, vs. Georgia 1997; vs. Troy 2012; **at South Carolina, 2014**

First Downs, Rushing—24, vs. Wofford 1952

First Downs, Passing—23 vs. Northwestern 1997 Citrus Bowl; vs. Troy 2012

Time of Possession—42:11, vs. Kentucky 1980

Penalties—15, vs. Oklahoma 1939 Orange Bowl; at Florida 1999

Penalty Yards—155, at Miss. State 1954 (12 penalties)

Fewest Penalties—0, vs. Austin Peay, 2013, vs. LSU 2007; at Miss. St. 1990

Fewest Penalty Yards—0, vs. Austin Peay, 2013, vs. LSU 2007; at Miss. St. 1990

Fumbles—8 vs. Florida 2002; at Kentucky 1981; at Mississippi; 1977; at Mississippi 1975; vs. Santa Barbara 1971; vs. Chattanooga 1949; at Alabama 1949

Fumbles Lost—6 vs. Santa Barbara 1971; at Alabama 1963

■ SEASON

First Downs—300 in 1997

First Downs, Rushing—150 in 1987

First Downs, Passing—178 in 2012

Penalties—95 in 2002

Penalty Yards—884 in 2003

Fumbles—50 in 1977

Fumbles Lost—31 in 1971

Fewest Fumbles—13 in 1990 and 2004

Fewest Fumbles Lost—3 in 1990

LARGEST MARGIN OVERCOME TO WIN

■ GAME

25 — UT vs. Vanderbilt, Nov. 28, 1987 (trailed 28-3 in 2nd qtr., won 38-36)

24 — UT at Notre Dame, Nov. 9, 1991 (trailed 31-7 in 2nd qtr., won 35-34)

21 — UT at Kentucky, Nov. 17, 2001 (trailed 21-0 in 2nd qtr., won 38-35)

21 — UT at LSU, Sept. 26, 2005 (trailed 21-0 in 3rd qtr., won 30-27 ot)

18 — UT vs. Arkansas, Nov. 14, 1998 (trailed 21-3 in 2nd qtr., won 28-24)

■ SECOND HALF

21 — UT at LSU, Sept. 26, 2005 (trailed 21-0 in 3rd qtr., won 30-27 ot)

17 — UT at Notre Dame, Nov. 9, 1991 (trailed 31-14 in 3rd qtr., won 35-34)

16 — UT vs. Virginia, Jan. 1, 1991, Sugar Bowl (trailed 16-0 in 3rd qtr., won 23-22)

15 — UT at Kentucky, Nov. 18, 1995 (trailed 24-9 in 3rd qtr., won 34-31)

15 — UT vs. Vanderbilt, Nov. 17, 2007 (trailed 24-9 in 4th, won 25-24)

■ FOURTH QUARTER

17 — UT at LSU, Sept. 26, 2005 (trailed 24-7, won 30-27 ot)

15 — UT vs. Vanderbilt, Nov. 17, 2007 (trailed 24-9, won 25-24)

14 — UT vs. Alabama, Oct. 20, 1984 (trailed 27-13, won 28-27)

*14 — UT vs. Colorado, Aug. 26, 1990, Pigskin Classic (trailed 31-17, tied 31-31)

14 — UT at South Carolina, Nov. 1, 2014 (trailed 42-28, won 45-42 ot) (Trailed by 14 with 2:00 left in regulation)

LARGEST LEAD RELINQUISHED IN LOSS

■ GAME

21 — UT vs. Maryland, Dec. 22, 1984, Sun Bowl (led 21-0 in 3rd qtr., lost 28-27)

*19 — UT at Auburn, Sept. 29, 1990 (led 19-0 in 2nd qtr., tied 26-26)

*16 — Tennessee vs. UCLA, Sept. 14, 1985 (led 26-10 in 4th qtr., tied 26-26)

16 — UT at Florida, Sept. 16, 1995 (led 30-14 in 2nd qtr., lost 62-37)

15 — UT vs. Georgia, Sept. 6, 1980 (led 15-0 in 3rd qtr., lost 16-15)

■ SECOND HALF

21 — UT vs. Maryland, Dec. 22, 1984, Sun Bowl (led 21-0 in 3rd qtr., lost 28-27)

*17 — UT at Auburn, Sept. 29, 1990 (led 26-9 in 4th qtr., tied 26-26)

*16 — UT vs. UCLA, Sept. 14, 1985 (led 26-10 in 4th qtr., tied 26-26)

15 — UT vs. Georgia, Sept. 6, 1980 (led 15-0 in 3rd qtr., lost 16-15)

■ FOURTH QUARTER

*17 — UT at Auburn, Sept. 29, 1990 (led 26-9, tied 26-26)

*16 — UT vs. UCLA, Sept. 14, 1985 (led 26-10, tied 26-26)

14 — UT vs. Army, Oct. 11, 1986 (led 21-7, lost 25-21)

** Tie game.*

TEAM DEFENSE RECORDS

RUSHING

■ GAME

Fewest Attempts Allowed—14 at Georgia 1994

Fewest Yards Allowed—
- Minus-39 vs. Tulsa 1943 Sugar Bowl
- Minus-15 vs. Auburn 1997
- Minus-13 vs. Florida 1998
- Minus-12 vs. Air Force 1971 Sugar Bowl
- Minus-9 vs. Wofford 1952
- Minus-8 vs. Citadel 1983
- Minus-6 vs. Tennessee Tech 1947
- Minus-1 at Memphis State 1992

Fewest Yards per Attempt Allowed—
- -0.71 vs. Auburn 1997 (21 for minus-15)
- -0.5 vs. Air Force 1971 Sugar Bowl
- -0.43 vs. Florida 1998 (30 for minus-13)
- -0.38 vs. Wofford 1952 (24 for minus-9)
- -0.30 vs. Citadel 1983 (27 for minus-8)
- -0.24 vs. Tennessee Tech 1947 (25 for minus-6)
- -0.04 at Memphis State 1992 (28 for minus-1);
- -0.03 at Vanderbilt 1996 (30 for minus-1)

■ SEASON

Fewest Attempts Allowed—231 in 1945 (9 games); 338 in 2000 (11 games)

Fewest Yards Allowed—385 in 1945

Fewest Touchdowns Allowed—0 in 1939

Lowest Yards per Attempt Allowed—1.7 in 1945

Lowest Yards per Game Allowed—42.8 in 1945

PASSING

■ GAME

Fewest Attempts Allowed—*0 vs. Georgia Tech 1977

Fewest Completions Allowed—0 vs. Georgia Tech 1977 (0 atts.); at Vanderbilt 1952 (6 atts.); at Mississippi State 1950 (1 att.); vs. Rice 1947 Orange Bowl (4 atts.)

Lowest Comp. Percentage Allowed (Min. 10 atts.)—15.4 vs. Chattanooga 1947 (2 of 13)

Fewest Yards Allowed—Minus-3 vs. Kentucky 1949 (1 comp.)

■ SEASON

Fewest Attempts Allowed—109 in 1937

Fewest Completions Allowed—44 in 1937

Lowest Comp. Percentage Allowed—37.9 in 1952

Fewest Yards Allowed—392 in 1939

Fewest Touchdowns Allowed—0 in 1939

Lowest Yards per Game Allowed—39.2 in 1939

Most Sacks—50 in 2000

Most Passes Broken Up—72 in 2001

Most Quarterback Pressures—108 in 1998

TOTAL DEFENSE

■ GAME

Fewest Plays Allowed—33 at Vanderbilt 1946

Fewest Yards Allowed—13 at Vanderbilt 1952

Fewest Yards per Play Allowed—0.3 at Vanderbilt 1952 (43 for 13 yards)

■ SEASON

Fewest Plays Allowed—368 in 1945

Fewest Yards Allowed—1,023 in 1939

Fewest Yards per Play Allowed—2.2 in 1939

Fewest Yards per Game Allowed—102.3 in 1939

INTERCEPTIONS

■ GAME

Interceptions—8 vs. Alabama 1970

Yards—214 vs. South Carolina 1971 (5 int.)

Touchdowns—2 vs. Mississippi 2010; vs. Hawaii 1972; vs. Penn State 1971; vs. South Carolina 1971; vs. Florida 1970

■ SEASON

Interceptions—36 in 1970

Yards—*782 in 1971

Average per Return—*31.3 in 1971 (25 for 782)

Touchdowns—*7 in 1971

PUNTING

■ GAME

Punts Forced—15 at Duke 1946

Lowest Average (Min. 5)—24.8 vs. Chattanooga 1946 (8 for 198 yards)

Punts Blocked—2 vs. La.-Monroe 2000; vs. Kentucky 1986

■ SEASON

Punts Forced—123 in 1940

Lowest Average—32.9 in 1940 & 1961

Most Punts Blocked—6 in 1940 & 1949

PUNT RETURNS

■ SEASON

Lowest Average Allowed—3.67 in 2004

KICK RETURNS

■ SEASON

Lowest Average Allowed—13.6 in 1950

MISCELLANEOUS

■ GAME

Defensive Extra Point—97-yard return at Mississippi 1990 (Floyd Miley)

Fewest First Downs Allowed—2 vs. Wofford 1952; at Vanderbilt 1946; vs. Kentucky 1946

Fumbles Forced—9 vs. Mississippi State 1955; vs. Kentucky 1950

Fumbles Recovered—8 vs. Kentucky 1950

Field Goals Blocked—2 at Alabama 2003; at Notre Dame 1991

Punt Blocked—2 vs. La.-Monroe 2000; vs. Kentucky 1986

Sacks—13 vs. Wyoming 1999

■ SEASON

Fewest First Downs Allowed—55 in 1945 (7 games)

Fewest First Downs per Game Allowed—6.0 in 1939 (60 in 10 games)

Opponent Penalties—92 in 2004

Opponent Penalty Yards—759 in 1988

Opponent Fumbles—48 in 1940; 1953

Fumbles Forced—29 (1979)

Fumbles Recovered—28 in 1950

Punts Blocked—6 1940 & 1949

Turnovers Forced—*57 in 1970 (36 int., 21 fumbles)

Turnover margin—Plus-1.916 in 1990 (Plus-23 in 12 games)

Tackles for Loss—114 in 2000 (64 TFLs, 50 sacks)

Tackles for Loss (Excluding Sacks)—83 in 1996

Sacks—50 in 2000

Passes Broken Up—72 in 2001

Quarterback Pressures—108 in 1998

TOTAL OFFENSE

■ INDIVIDUAL GAME

Rushing & passing plays—70, Peyton Manning (Florida 1996)

Rushing & passing yards—530, Tyler Bray (Troy 2012)

Average per play (min. 10 plays)—17.5, George Canale (Chattanooga 1962; 10 rushes, 175 yards)

Touchdowns responsible for—7, Erik Ainge (Kentucky 2007; 7 passing)

■ INDIVIDUAL SEASON

Rushing & passing plays—535, Erik Ainge (2007)

Rushing & passing yards—3,789, Peyton Manning (1997)

Average per game—315.8, Peyton Manning 1997 (-30 rushing, 3,819 passing, 12 games)

Average per play—
- Min. 100 plays—7.6, Hank Lauricella 1951 (162 for 1233 yards)
- Min. 300 plays—7.7, Erik Ainge 2006 (374 for 2,887 yards)
- Min. 400 plays—7.67, Tyler Bray 2012 (466 for 3,578 yards)
- Min 500 plays—7.2, Peyton Manning 1997 (526 for 3,789 yards)

Touchdowns responsible for—39, Peyton Manning 1997 (3 rushing, 36 passing)

■ INDIVIDUAL CAREER

Rushing & passing plays—1,534, Peyton Manning 1994-97

Rushing & passing yards—11,020, Peyton Manning 1994-97

Average per game—250.5, Peyton Manning 1994-97 (11,020 yards, 44 games)

Average per play—
- Min. 800 plays—7.36, Tyler Bray 2010-12 (983 for 7,237 yards)
- Min. 900 plays—7.36, Tyler Bray 2010-12 (983 for 7,237 yards)
- Min. 1,000 plays—7.18, Peyton Manning 1994-97 (1,534 for 11,020 yards)

Touchdowns responsible for—101, Peyton Manning 1994-97 (12 rushing, 89 passing)

PLAYS

■ GAME

1.	70	Peyton Manning vs. Florida	1996
2.	67	Casey Clausen vs. Clemson*	2004
3.	66	A.J. Suggs at LSU	2000
	66	Andy Kelly vs. Notre Dame	1990
5.	65	Andy Kelly at Florida	1991
6.	**64**	**Joshua Dobbs at S. Carolina**	**2014**
7.	62	Bubba Wyche at Auburn	1968
8.	59	Andy Kelly vs. Colorado*	1990
9.	57	Tyler Bray vs. Missouri	2012
10.	56	Peyton Manning at Florida	1997
11.	55	Casey Clausen vs. Florida	2002
	55	Peyton Manning vs. So. Miss.	1997
	55	Peyton Manning at UCLA	1997
14.	54	Casey Clausen, at Auburn	2003
	54	Andy Kelly, vs. Miss. State	1991
16.	53	Alan Cockrell, vs. Iowa*	1982
	53	Steve Alatorre, vs. Wisc.*	1981
18.	51	Tee Martin, at Florida	1999
	51	Tee Martin, at Arkansas	1999

*Neutral Site

TOTAL YARDS

■ GAME

1.	530	Tyler Bray vs. Troy	2012
2.	508	Peyton Manning at Kentucky	1997
3.	475	Peyton Manning vs. Florida	1996
4.	**467**	**Joshua Dobbs at S.Carolina**	**2014**
5.	417	Tony Robinson vs. UCLA	1985
6.	416	Peyton Manning vs. N'western*	1997
7.	411	Tyler Bray vs. Missouri	2012
8.	409	Peyton Manning vs. So. Miss.	1997
9.	408	Tyler Bray vs. Cincinnati	2011
10.	407	Andy Kelly vs. Notre Dame	1990
11.	394	Tyler Bray vs. Akron	2012
12.	389	Tony Robinson vs. Florida	1984
13.	386	Casey Clausen vs. Clemson*	2003
	386	Andy Kelly at Florida	1991
15.	383	Andy Kelly vs. Auburn	1991
16.	379	Casey Clausen, vs. Mich.*	2001
17.	376	Erik Ainge, at Kentucky	2007
18.	375	Peyton Manning, vs. Auburn	1997
	375	Bobby Scott, vs. Florida	1970
20.	373	Peyton Manning, at Ark.	1995
	367	Tyler Bray at S. Carolina	2012

Neutral Site

■ SEASON

1.	3,789	Peyton Manning	1997
2.	3,578	Tyler Bray	2012
3.	3,490	Erik Ainge	2007
4.	3,156	Peyton Manning	1996
5.	2,960	Peyton Manning	1995
6.	2,933	Casey Clausen	2001
7.	2,923	Casey Clausen	2003
8.	2,887	Erik Ainge	2006
9.	2,819	Andy Kelly	1991
10.	2,748	Jonathan Crompton	2009
11.	2,634	Tee Martin	1999

■ 3,000-YARD SEASONS

Year	Name (Class), Pos.	Plays-Yds.
1997	Peyton Manning (Sr.), QB	526-3,789
2012	Tyler Bray (Jr.) QB	466-3,578
2007	Erik Ainge (Sr.), QB	535-3,490
1996	Peyton Manning (Jr.),QB	322-3,156

■ 2,000-YARD SEASONS

Year	Name (Class), Pos.	Plays-Yds.
1995	Peyton Manning (So.), QB	421-2,960
2001	Casey Clausen (So.), QB	418-2,933
2003	Casey Clausen (Sr.), QB	476-2,923
2006	Erik Ainge (Jr.), QB	374-2,887
1991	Andy Kelly (Sr.), QB	418-2,819
2009	J. Crompton (Sr.), QB	428-2,748
1999	Tee Martin (Sr.), QB	386-2,634
1998	Tee Martin (Jr.), QB	370-2,451
1993	Heath Shuler (Jr.), QB	331-2,426
2002	Casey Clausen (Jr.), QB	371-2,290
1988	Jeff Francis (Sr.), QB	411-2,289
1990	Andy Kelly (Jr.), QB	342-2,259
1984	Tony Robinson (Jr.), QB	331-2,089
1978	Jimmy Streater (Jr.), QB	344-2,011

■ 1,500-YARD SEASONS

Year	Name (Class), Pos.	Plays-Yds.
1992	Heath Shuler (So.), QB	329-1,998
1982	Alan Cockrell (So.), QB	347-1,963
2011	Tyler Bray (So.), QB	231-1,913
1986	Jeff Francis (So.), QB	271-1,855
1970	Bobby Scott (Sr.), QB	303-1,786
1966	Dewey Warren (Jr.), QB	299-1,757
2010	Tyler Bray (Fr.), QB	244-1,746
2014	**Joshua Dobbs (So.), QB**	**281-1,675**
1983	Alan Cockrell (Jr.), QB	285-1,661
1979	Jimmy Streater (Sr.), QB	243-1,633
1987	Jeff Francis (Jr.), QB	244-1,582
1973	C. Holloway (Jr.), QB	282-1,582
1975	Randy Wallace (Jr.), QB	277-1,529
1968	Bubba Wyche (Sr.), QB	341-1,502

■ 1,000-YARD SEASONS

Year	Name (Class), Pos.	Plays-Yds.
1969	Bobby Scott (Jr.), QB	281-1,475
2014	Justin Worley (Sr.), QB	297-1,474
2001	Travis Stephens (Sr.), TB	291-1,464
1995	Jay Graham (Jr.), TB	272-1,438
2000	Casey Clausen (Fr.), QB	234-1,431
2004	Erik Ainge (Fr.), QB	225-1,423
1974	C. Holloway (Jr.), QB	233-1,413
2005	Rick Clausen (Sr.), QB	234-1,411
1987	Reggie Cobb (Fr.), TB	250-1,395
1997	Jamal Lewis (Fr.), TB	233-1,374
2010	Matt Simms (Jr.), QB	240 -1,352
2009	M. Hardesty (Sr.), TB	283-1,345
1981	Steve Alatorre (Sr.), QB	237-1,330
1990	Tony Thompson (Sr.), TB	224-1,327
1985	Tony Robinson (Sr.), QB	187-1,321
2000	Travis Henry (Sr.), TB	253-1,314
2014	Justin Worley (Jr.) QB	215-1,295
1976	Randy Wallace (Sr.), QB	244-1,295
1984	Johnnie Jones (Sr.), TB	229-1,290
1989	Andy Kelly (So.), QB	188-1,266
1989	Chuck Webb (Fr.), TB	209-1,236
1951	Hank Lauricella (Sr.), TB	162-1,233
2007	Arian Foster (Jr.), TB	245-1,193
1985	Daryl Dickey (Sr.), QB	160-1,165
1993	Charlie Garner (Sr.), TB	159-1,161
1963	Mallon Faircloth (Sr.), TB	212-1,161
1977	Jimmy Streater (So.), QB	241-1,139
1955	Johnny Majors (Jr.), TB	248-1,133
1953	Jimmy Wade (Sr.), TB	221-1,126
2014	Rajion Neal (Sr.) TB	216-1,124
1983	Johnnie Jones (Jr.), TB	191-1,116
1994	Peyton Manning (Fr.), QB	165-1,115
2004	Gerald Riggs, Jr. (Jr.), TB	193-1,107
1956	Johnny Majors (Sr.), TB	167-1,101
1972	C. Holloway (Jr.), QB	243-1,073
1967	Dewey Warren (Sr.), QB	177-1,053
1994	James Stewart (Sr.), TB	171-1,042
2010	Tauren Poole (Jr.), RB	204-1,034
2004	Cedric Houston (Sr.), TB	181-1,005

■ CAREER

1.	11,020	Peyton Manning	1994-97
2.	9,577	Casey Clausen	2000-03
3.	8,473	Erik Ainge	2004-07
4.	7,237	Tyler Bray	2010-12
5.	6,427	Andy Kelly	1988-91
6.	5,900	Jeff Francis	1985-88
7.	5,206	Tee Martin	1996-99
8.	4,807	Jimmy Streater	1976-79
9.	4,472	Heath Shuler	1991-93
10.	4,171	J. Crompton	2006-09
11.	4,068	C. Holloway	1972-74

CAREER YARDS LEADERS

1. PEYTON MANNING, QB (1994-97)

	Plays	Rush	Pass	Total
1994	165	-26	1,141	1,115
1995	421	6	2,954	2,960
1996	422	-131	3,287	3,156
1997	526	-30	3,819	3,789
TOTALS	**1,534**	**-181**	**11,201**	**11,020**

2. CASEY CLAUSEN, QB (2000-03)

	Plays	Rush	Pass	Total
2000	234	-42	1,473	1,431
2001	418	-36	2,969	2,933
2002	371	-7	2,297	2,290
2003	476	-45	2,968	2,923
TOTALS	**1,499**	**-130**	**9,707**	**9,577**

3. ERIK AINGE, QB (2004-07)

	Plays	Rush	Pass	Total
2004	214	-29	1,452	1423
2005	169	-64	737	673
2006	374	-102	2,989	2,887
2007	535	-32	3,522	3,490
TOTALS	**1,292**	**-227**	**8,700**	**8,473**

4. TYLER BRAY, QB (2010-12)

	Plays	Rush	Pass	Total
2010	244	-103	1,849	1,746
2011	273	-70	1,983	1,913
2012	466	-34	3,612	3,578
TOTALS	**983**	**-207**	**7,444**	**7,237**

5. ANDY KELLY, QB (1988-91)

	Plays	Rush	Pass	Total
1988	34	-15	98	83
1989	188	-33	1,299	1,266
1990	342	18	2,241	2,259
1991	418	60	2,759	2,819
TOTALS	**982**	**30**	**6,397**	**6,427**

6. JEFF FRANCIS, QB (1985-88)

	Plays	Rush	Pass	Total
1985	30	2	172	174
1986	271	-91	1,946	1,855
1987	244	70	1,512	1,582
1988	411	52	2,237	2,289
TOTALS	956	33	5,867	5,900

Others	**Plays**	**Rush**	**Pass**	**Total**
7. Tee Martin, 1996-99	792	614	4,592	5,206
8. Jimmy Streater, 1976-79	836	1,374	3,433	4,807
9 Heath Shuler, 1991-93	671	383	4,089	4,472
10. Jonathan Crompton, 2006-09	730	-16	4,187	4,171
11. Condredge Holloway, 1972-74	758	966	3,102	4,068
12. Alan Cockrell, 1981-83	684	-16	3,823	3,807
13. Bobby Scott, 1968-70	671	209	3,371	3,580
14. Tony Robinson, 1982-85	545	195	3,332	3,527
15. Dewey Warren, 1965-67	602	162	3,357	3,519
16. Randy Wallace, 1974-76	598	572	2,536	3,108
17. Travis Henry, 1997-2000	557	3,078	—	3,078

YEAR-BY-YEAR LEADERS

Year	Name	Rushing	Passing	Total Yardage	Per Game
1950	Hank Lauricella	575	364	939	--
1951	Hank Lauricella	881	352	1,233	--
1952	Andy Kozar	660	—	660	--
1953	Jimmy Wade	675	451	1,126	--
1954	Tom Tracy	794	—	794	--
1955	Johnny Majors	657	476	1,133	--
1956	Johnny Majors	549	552	1,101	--
1957	Bobby Gordon	526	260	786	--
1958	Bill Majors	294	215	509	--
1959	Gene Etter	196	298	494	--
1960	Glenn Glass	478	167	645	--
1961	Mallon Faircloth	475	460	935	--
1962	Mallon Faircloth	376	261	637	--
1963	Mallon Faircloth	652	509	1,161	--
1964	Art Galiffa	20	338	358	--
1965	Dewey Warren	121	588	709	--
1966	Dewey Warren	41	1,716	1,757	--
1967	Dewey Warren	—	1,053	1,053	--
1968	Bubba Wyche	-37	1,539	1,502	--
1969	Bobby Scott	123	1,352	1,475	--
1970	Bobby Scott	89	1,697	1,786	162.4
1971	Curt Watson	766	—	766	76.6
1972	Condredge Holloway	266	807	1,073	107.3
1973	Condredge Holloway	433	1,149	1,582	143.8
1974	Condredge Holloway	267	1,146	1,413	128.4
1975	Randy Wallace	211	1,318	1,529	127.4
1976	Randy Wallace	249	1,046	1,295	117.7
1977	Jimmy Streater	397	742	1,139	113.9
1978	Jimmy Streater	593	1,418	2,011	182.8
1979	Jimmy Streater	377	1,256	1,633	181.4
1980	Steve Alatorre	216	747	963	96.3
1981	Steve Alatorre	159	1,171	1,330	133.0
1982	Alan Cockrell	-58	2,021	1,963	178.5
1983	Alan Cockrell	-22	1,683	1,661	151.0
1984	Tony Robinson	126	1,963	2,089	208.9
1985	Tony Robinson	75	1,246	1,321	264.2
1986	Jeff Francis	-91	1,946	1,855	168.6
1987	Jeff Francis	70	1,512	1,582	175.8
1988	Jeff Francis	52	2,237	2,289	208.1
1989	Andy Kelly	-33	1,299	1,266	126.6
1990	Andy Kelly	18	2,241	2,259	188.3
1991	Andy Kelly	60	2,759	2,819	256.3
1992	Heath Shuler	286	1,712	1,998	181.6
1993	Heath Shuler	73	2,353	2,427	220.6
1994	Peyton Manning	-26	1,141	1,115	111.5
1995	Peyton Manning	6	2,954	2,960	269.0
1996	Peyton Manning	-131	3,287	3,156	286.9
1997	Peyton Manning	-30	3,819	3,789	315.8
1998	Tee Martin	287	2,164	2,451	204.3
1999	Tee Martin	317	2,317	2,634	239.5
2000	Casey Clausen	-42	1,473	1,431	159.0
2001	Casey Clausen	-36	2,969	2,933	244.4
2002	Casey Clausen	-7	2,297	2,290	208.2
2003	Casey Clausen	-45	2,968	2,923	224.8
2004	Erik Ainge	-29	1,452	1,423	158.1
2005	Rick Clausen	-30	1,441	1,411	156.8
2006	Erik Ainge	-102	2,989	2,887	240.6
2007	Erik Ainge	-32	3,522	3,490	249.3
2008	Jonathan Crompton	27	889	916	114.5
2009	Jonathan Crompton	-52	2,800	2,748	211.4
2010	Tyler Bray	-103	1,849	1,746	194.0
2011	Tyler Bray	-70	1,983	1,913	273.3
2012	Tyler Bray	-34	3,612	3,578	298.2
2013	Justin Worley	56	1,239	1,295	161.9
2014	Joshua Dobbs	469	1,206	1,675	279.2

**NCAA began compiling per-game averages in 1970.*

PASSING

■ INDIVIDUAL GAME

Attempts—65, Peyton Manning (Florida 1996)

Completions—37, Peyton Manning (Florida 1996); A.J.Suggs (LSU 2000); Tyler Bray (Missouri 2012)

Completion percentage—
- Min. 10 atts.—91.7, David Rudder (Alabama 1978; 11 of 12)
- Min. 20 atts.—*95.8, Tee Martin (South Carolina 1998; 23 of 24)
- Min. 30 atts.—82.9, Tyler Bray (Cincinnati 2011; 34 of 41)

Consecutive completions—23, Tee Martin (South Carolina 1998)

Yards—530, Tyler Bray (Troy 2012)

Yards, half—313, Tyler Bray (Troy 2012)

Touchdown passes—7, Erik Ainge (Kentucky 2007)

Passes had intercepted—4, Bobby Scott (Auburn 1970); Jeff Francis (Alabama 1987); Peyton Manning (Florida 1996)

Longest pass play—90, Casey Clausen to Mark Jones (Georgia 2003)

■ INDIVIDUAL SEASON

Attempts—519, Erik Ainge 2007

Completions—325, Erik Ainge 2007

Completion percentage—
- Min. 100 atts.—64.9, Daryl Dickey 1985 (85 of 131)
- Min. 200 atts.—64.6, Heath Shuler 1993 (184 of 285)
- Min. 300 atts.—67.0, Erik Ainge 2006 (233 of 348)
- Min. 400 atts.—62.6, Erik Ainge 2007 (325 of 519)

Yards—3,819, Peyton Manning 1997

Touchdown passes—36, Peyton Manning 1997

Consecutive games throwing TD pass—12, Heath Shuler 1993

Consecutive completions—24, Tee Martin 1998 (1 vs. Alabama, 23 vs. South Carolina)

Consecutive attempts without interception—143, Casey Clausen 2003

Passes had intercepted—16, Jimmy Streater 1979

Lowest interception percentage—
- Min. 100 atts.—0.76, Daryl Dickey 1985 (1 in 131 atts.)
- Min. 200 atts.—1.05, Peyton Manning 1995 (4 in 380 atts.)
- Min. 300 atts.—1.05, Peyton Manning 1995 (4 in 380 atts.)
- Min. 400 atts.—1.93, Erik Ainge 2007 (10 in 519 atts.)

■ INDIVIDUAL CAREER

Attempts—1,381, Peyton Manning 1994-97

Completions—863, Peyton Manning 1994-97

Completion percentage—
- Min. 100 atts.—63.0, Daryl Dickey 1981-85 (102 of 162)
- Min. 400 atts.—62.5, Peyton Manning 1994-97 (863 of 1,381)
- Min. 500 atts.—62.5, Peyton Manning 1994-97 (863 of 1,381)
- Min. 750 atts.—62.5, Peyton Manning 1994-97 (863 of 1,381)

Yards—11,201, Peyton Manning 1994-97

Touchdown passes—89, Peyton Manning 1994-97

Consecutive games throwing TD pass—18, Heath Shuler Oct. 17, 1992-Jan. 1, 1994

Passes had intercepted—38, Andy Kelly 1988-91

Lowest interception percentage—
- Min. 150 atts.—1.23, Daryl Dickey 1981-85 (2 in 162 atts.)
- Min. 400 atts.—2.34, Heath Shuler 1991-93 (12 in 513 atts.)
- Min. 500 atts.—2.34, Heath Shuler 1991-93 (12 in 513 atts.)
- Min. 750 atts.—2.39, Peyton Manning 1994-97 (33 in 1,381 atts.)

ATTEMPTS

■ GAME

1.	65	Peyton Manning vs. Florida	1996
2.	60	Andy Kelly vs. Notre Dame	1990
3.	59	A.J. Suggs at LSU (OT)	2000
4.	56	Andy Kelly at Florida	1991
5.	55	Casey Clausen vs. Clemson*	2004
	55	Andy Kelly vs. Colorado*	1990
7.	54	Tyler Bray vs. Missouri	2012
8.	53	Peyton Manning vs. So. Miss.	1997
9.	51	Peyton Manning at Florida	1997
10.	48	Tyler Bray at Florida	2011
11.	47	Tyler Bray vs. Troy	2012
	47	Erik Ainge at California	2007
	47	Casey Clausen at Auburn	2003
14.	46	Erik Ainge vs. Alabama	2006
	46	Peyton Manning at Arkansas	1995
16.	45	Erik Ainge at Kentucky	2007
	45	Bubba Wyche at Auburn	1968
	45	Tyler Bray at Georgia	2012

■ SEASON

1.	519	Erik Ainge	2007
2.	477	Peyton Manning	1997
3.	451	Tyler Bray	2012
4.	412	Casey Clausen	2003
5.	384	Jonathan Crompton	2009
6.	380	Peyton Manning	1996
	380	Peyton Manning	1995
8.	361	Andy Kelly	1991
9.	354	Casey Clausen	2001
10.	348	Erik Ainge	2006
11.	314	Jeff Francis	1988
12.	310	Casey Clausen	2002
13.	305	Tee Martin	1999

■ CAREER

1.	1,381	Peyton Manning	1994-97
2.	1,270	Casey Clausen	2000-03
3.	1,210	Erik Ainge	2004-07
4.	922	Tyler Bray	2010-12
5.	846	Andy Kelly	1988-91
6.	768	Jeff Francis	1985-88
7.	629	Jonathan Crompton	2006-09
8.	588	Tee Martin	1996-99
9.	568	Alan Cockrell	1981-83
10.	558	Justin Worley	2011-14
11.	513	Heath Shuler	1991-93
12.	498	Bobby Scott	1968-70

COMPLETIONS

■ GAME

1.	37	Tyler Bray vs. Missouri (OT)	2012
	37	A.J. Suggs at LSU (OT)	2000
	37	Peyton Manning vs. Florida	1996
4.	35	Peyton Manning vs. So. Miss.	1997
	35	Peyton Manning at Arkansas	1995
	35	Andy Kelly vs. Notre Dame	1990
7.	34	Tyler Bray vs. Cincinnati	2011
8.	33	Andy Kelly at Florida	1991
	33	Andy Kelly vs. Colorado*	1990
10.	32	Erik Ainge at California	2007
11.	31	Casey Clausen vs. Clemson*	2004
	31	Peyton Manning vs. Georgia	1997
	31	Peyton Manning at Georgia	1996
14.	30	Casey Clausen vs. Florida	2002
	30	Casey Clausen at Auburn	2003

■ SEASON

1.	325	Erik Ainge	2007
2.	287	Peyton Manning	1997
3.	268	Tyler Bray	2012
4.	244	Peyton Manning	1995
5.	243	Peyton Manning	1996
6.	233	Erik Ainge	2006
	233	Casey Clausen	2003
8.	228	Andy Kelly	1991
9.	227	Casey Clausen	2001
10.	224	Jonathan Crompton	2009

■ CAREER

1.	863	Peyton Manning	1994-97
2.	775	Casey Clausen	2000-03
3.	733	Erik Ainge	2004-07
4.	540	Tyler Bray	2010-12
5.	514	Andy Kelly	1988-91
6.	476	Jeff Francis	1985-88
7.	348	J. Crompton	2006-09
8.	329	Justin Worley	2011-14
9.	326	Tee Martin	1996-99
10.	317	Alan Cockrell	1981-83
11.	316	Heath Shuler	1991-93

■ CONSECUTIVE COMPLETIONS

1.	24	Tee Martin vs. Alabama/at USC	1998
2.	15	E. Ainge vs. Air Force	2006
3.	14	Tyler Bray vs. Georgia State/Florida	2012
4.	13	Justin Worley vs. Utah State	2014
	13	Casey Clausen vs. Kentucky	2000
	13	Jeff Francis vs. Indiana*	1987
7.	12	Peyton Manning at Kentucky	1997
8.	11	Heath Shuler vs. Louisville	1993

YARDS

HALF

1.	313	Tyler Bray vs. Troy (1)	2012
2.	308	Tyler Bray at Memphis (1)	2010
3.	305	J. Crompton vs. Memphis (1)	2009
4.	285	P. Manning vs. N'western* (1)	1997
5.	282	Tyler Bray vs. Cincinnati (1)	2011
	282	Bobby Scott vs. Florida (1)	1970
7.	278	P. Manning at Kentucky (1)	1997
	278	Jeff Francis at Alabama (1)	1987
9.	277	P. Manning vs. Florida (2)	1996
10.	271	Erik Ainge at Kentucky (2)	2007
11.	265	Tyler Bray vs. Mississippi (1)	2010

GAME

1.	530	Tyler Bray vs. Troy	2012
2.	523	Peyton Manning at Kentucky	1997
3.	492	Peyton Manning vs. Florida	1996
4.	408	Peyton Manning vs. N'western*	1996
5.	405	Tyler Bray vs. Cincinnati	2011
6.	404	Tyler Bray vs. Missouri	2012
7.	401	Tyler Bray vs. Akron	2012
8.	399	Peyton Manning vs. So. Miss.	1997
	399	Andy Kelly vs. Notre Dame	1990
10.	397	Erik Ainge at Kentucky (OT)	2007
11.	393	Casey Clausen vs. Michigan*	2001
12.	392	Andy Kelly at Florida	1991
13.	387	Tony Robinson vs. UCLA	1985
14.	385	Bobby Scott vs. Florida	1970
15.	384	Casey Clausen vs. Clemson*	2004
	384	Peyton Manning at Arkansas	1995
17.	373	Peyton Manning vs. Auburn	1997
18.	371	Peyton Manning at Georgia	1996
	371	Tony Robinson vs. Florida	1984
20.	368	Andy Kelly vs. Colorado	1990
	368	Tyler Bray at So. Carolina	2012

SEASON

1.	3,819	Peyton Manning	1997
2.	3,612	Tyler Bray	2012
3.	3,522	Erik Ainge	2007
4.	3,287	Peyton Manning	1996
5.	2,989	Erik Ainge	2006
6.	2,969	Casey Clausen	2001
7.	2,968	Casey Clausen	2003
8.	2,954	Peyton Manning	1995
9.	2,800	Jonathan Crompton	2009
10.	2,759	Andy Kelly	1991
11.	2,353	Heath Shuler	1993

CAREER

1.	11,201	Peyton Manning	1994-97
2.	9,707	Casey Clausen	2000-03
3.	8,700	Erik Ainge	2004-07
4.	7,444	Tyler Bray	2010-12
5.	6,397	Andy Kelly	1988-91
6.	5,867	Jeff Francis	1985-88
7.	4,592	Tee Martin	1996-99
8.	4,187	Jonathan Crompton	2006-09
9.	4,088	Heath Shuler	1991-93
10.	3,823	Alan Cockrell	1981-83

TOUCHDOWNS

GAME

1.	7	Erik Ainge at Kentucky (OT)	2007
2.	5	Tyler Bray vs. Troy	2012
	5	Tyler Bray at Memphis	2010
	5	Jonathan Crompton vs. Memphis	2009
	5	Jonathan Crompton vs. WKU	2009
	5	Casey Clausen vs. Mississippi St.	2003
	5	Casey Clausen vs. Memphis	2001
	5	Casey Clausen vs. Arkansas	2000
	5	Peyton Manning at Kentucky	1997
	5	Peyton Manning vs. Texas Tech	1997
	5	Heath Shuler at Florida	1993
	5	Andy Kelly vs. Kentucky	1990

SEASON

1.	36	Peyton Manning	1997
2.	34	Tyler Bray	2012
3.	31	Erik Ainge	2007
4.	27	Jonathan Crompton	2009
	27	Casey Clausen	2003
	25	Heath Shuler	1993
7.	22	Casey Clausen	2001
	22	Peyton Manning	1995
9.	20	Peyton Manning	1996
10.	19	Erik Ainge	2006
		Tee Martin	1998

CAREER

1.	89	Peyton Manning	1994-97
2.	75	Casey Clausen	2000-03
3.	72	Erik Ainge	2004-07
4.	69	Tyler Bray	2010-12
5.	36	Jonathan Crompton	2006-09
	36	Heath Shuler	1991-93
	36	Andy Kelly	1988-91
8.	32	Tee Martin	1996-99
	32	Bobby Scott	1968-70
10.	31	Jeff Francis	1985-88

LONGEST PASS PLAYS

1.	90	Casey Clausen to Mark Jones vs. Georgia	2003
2.	87	Andy Kelly to Carl Pickens vs. Auburn	1991
3.	85	Alan Cockrell to Clyde Duncan vs. Vanderbilt	1983
	85	Jimmy Streater to Anthony Hancock vs. Vanderbilt	1979
5.	84	Erik Ainge to Robert Meachem at Memphis	2006
	84	Andy Kelly to Anthony Morgan vs. Arkansas*	1989
7.	82	Andy Kelly to Alvin Harper at Auburn	1990
	82	Bobby Scott to Lester McClain at Memphis State	1969
9.	81	Tyler Bray to Justin Hunter vs. Montana	2011
	+81	Condredge Holloway to Tommy West at Vanderbilt	1974
11.	80	Tyler Bray to Justin Hunter vs. Mississippi	2011
	80	Erik Ainge to Robert Meachem vs. California	2006
	80	Casey Clausen to Donte Stallworth vs. Vanderbilt	2001
	80	Peyton Manning to Peerless Price vs. Kentucky	1996
	80	Peyton Manning to Joey Kent at Alabama	1995
	80	Steve Alatorre to Willie Gault vs. Vanderbilt	1981
	80	Alan Cockrell to Lenny Taylor at Alabama	1983
	80	Alan Cockrell to Clyde Duncan at Alabama	1983

+Non-Scoring Play

CONSECUTIVE GAMES THROWING TD PASS

1.	18	Heath Shuler 10/17/1992-1/1/1994
2.	13	Tony Robinson 9/29/1984-10/12/1985
3.	12	Casey Clausen 11/3/2001-10/5/2002
4.	11	Erik Ainge 9/5/2004-9/15/2005
	11	Peyton Manning 1/1/1996-11/23/1996
6.	10	Tyler Bray 10/30/2010-10/8/2011
	10	Andy Kelly 11/10/1990-10/12/1991

CONSECUTIVE ATTEMPTS W/O INTERCEPTION

1.	143	Casey Clausen	2003
2.	142	Jonathan Crompton	2009
3.	136	Erik Ainge	2006
4.	132	Peyton Manning	1995
5.	118	Erik Ainge	2007
6.	117	Tyler Bray	2012
7.	106	Nick Stephens	2008
	106	Daryl Dickey	1985

**Neutral Site*

400-YARD GAMES

■ SEASON

1.	3	Tyler Bray	2012
2.	2	Peyton Manning	1997
3.	1	Tyler Bray	2011

■ CAREER

1.	4	Tyler Bray	2010-12
2.	3	Peyton Manning	1994-97

300-YARD GAMES

■ SEASON

1.	10	Peyton Manning	1997
	6	Tyler Bray	2012
	4	Tyler Bray	2010
	4	Peyton Manning	1996
	4	Peyton Manning	1995
	4	Andy Kelly	1991
	3	Erik Ainge	2007
	3	Erik Ainge	2006
	3	Casey Clausen	2003
	3	Casey Clausen	2001

■ CAREER

1.	18	Peyton Manning	1994-97
	12	Tyler Bray	2010-12
	7	Casey Clausen	2000-03
	6	Erik Ainge	2004-07
	5	Andy Kelly	1988-91

300-YARD GAMES

Yards	Name	Opponent	Year
530	Tyler Bray	Troy	2012
523	Peyton Manning	Kentucky	1997
492	Peyton Manning	Florida	1996
408	Peyton Manning	Northwestern (Citrus Bowl)	1997
405	Tyler Bray	Cincinnati	2011
404	Tyler Bray	Missouri	2012
401	Tyler Bray	Akron	2012
399	Andy Kelly	Notre Dame	1990
399	Peyton Manning	Southern Mississippi	1997
397	Erik Ainge	Kentucky	2007
393	Casey Clausen	Michigan (Citrus Bowl)	2001
392	Andy Kelly	Florida	1991
387	Tony Robinson	UCLA	1985
385	Bobby Scott	Florida	1970
384	Peyton Manning	Arkansas	1995
384	Casey Clausen	Clemson (Peach Bowl)	2004
373	Peyton Manning	Auburn	1997
371	Tony Robinson	Florida	1984
371	Peyton Manning	Georgia	1996
368	Andy Kelly	Colorado	1990
368	Tyler Bray	South Carolina	2012
365	Erik Ainge	Wisconsin (Outback Bowl)	2008
362	Peyton Manning	South Carolina	1996
362	Casey Clausen	Kentucky	2000
358	Jeff Francis	Alabama	1987
355	Andy Kelly	Auburn	1991
355	Heath Shuler	Florida	1993
355	Casey Clausen	Auburn	2003
354	Jeff Francis	Georgia	1988
354	Tyler Bray	Kentucky	2010
353	Peyton Manning	Florida	1997
349	Peyton Manning	Georgia	1995
349	Rick Clausen	Kentucky	2004
343	Peyton Manning	Georgia	1997
342	Casey Clausen	Mississippi State	2003
342	Tyler Bray	Buffalo	2011
341	Peyton Manning	UCLA	1997
338	Bubba Wyche	Auburn	1968
334	Jeff Francis	Army	1986
334	Erik Ainge	Arkansas State	2007
333	Erik Ainge	Air Force	2006
333	Tyler Bray	North Carolina State	2012
332	Casey Clausen	LSU (SEC Title Game)	2001
331	Jonathan Crompton	Memphis	2009
330	Andy Kelly	Mississippi State	1991
326	Peyton Manning	Florida	1995
325	Tyler Bray	Memphis	2010
324	Peyton Manning	Mississippi	1997
324	Erik Ainge	Memphis	2006
323	Tyler Bray	Mississippi	2010
319	Steve Alatorre	Vanderbilt	1981
319	Andy Kelly	Memphis State	1991
319	A.J. Suggs	LSU	2000
317	Peyton Manning	Kentucky	1996
315	Steve Alatorre	Wisconsin (Garden State Bowl)	1981
315	Tee Martin	South Carolina	1998
312	Tyler Bray	No. Carolina (Music City Bowl)	2010
311	Tee Martin	Arkansas	1999
310	Peyton Manning	Texas Tech	1997
310	Rick Clausen	Georgia	2005
310	Jonathan Crompton	Georgia	2009
310	Tyler Bray	Georgia State	2012
309	Jeff Francis	Alabama	1986
309	Casey Clausen	LSU	2001
307	Heath Shuler	Arkansas	1993
304	Peyton Manning	Alabama	1997
302	Erik Ainge	Alabama	2006
301	Peyton Manning	Alabama	1995
301	**Joshua Dobbs**	**South Carolina**	**2014**
300	Tony Robinson	Florida	1985
300	Andy Kelly	Kentucky	1990

WINS BY STARTING QUARTERBACKS

Name (Years)	Overall	Pct.	Home	Road	Neutral
Peyton Manning (1994-97)	39-6-0	.867	22-2-0	13-3-0	4-1-0
Casey Clausen (2000-03)	34-10-0	.773	18-5-0	14-1-0	2-4-0
Erik Ainge (2004-07)	27-10-0	.730	15-4-0	11-4-0	1-2-0
Andy Kelly (1988-91)	24-5-2	.790	14-2-0	8-2-1	2-1-1
C. Holloway (1972-74)	23-9-2	.705	13-3-1	6-5-1	4-1-0
Tee Martin (1996-99)	22-3-0	.880	13-0-0	7-2-0	2-1-0
Bobby Scott (1968-70)	20-3-0	.869	11-0-0	7-2-0	2-1-0
Jeff Francis (1985-88)	20-12-1	.621	10-7-1	7-5-0	3-0-0
Heath Shuler (1991-93)	19-5-0	.792	11-2-0	7-2-0	1-1-0
Dewey Warren (1965-67)	19-6-0	.760	9-2-0	6-3-0	4-1-0
Alan Cockrell (1981-83)	17-8-1	.673	11-4-0	4-3-1	2-1-0
Tyler Bray (2010-12)	13-11-0	.542	10-4-0	2-6-0	1-1-0
Jimmy Streater (1977-79)	13-12-2	.646	11-5-1	2-7-0	0-1-0
Randy Wallace (1974-76)	12-10-0	.545	8-6-0	4-4-0	0-0-0
Bubba Wyche (1967-68)	10-2-1	.807	6-0-1	4-1-0	0-1-0
Tony Robinson (1983-85)	10-5-1	.656	6-2-1	4-2-0	0-1-0
Jonathan Crompton (2006-09)	10-9-0	.526	8-3-0	2-5-0	0-1-0

Note: Quarterback not listed as position prior to 1964.



Vol quarterback Peyton Manning holds most of UT's total offense and passing records and has the most wins by a starting QB with 39.

CAREER YARDS LEADERS

1. PEYTON MANNING, QB (1994-97), NEW ORLEANS, LA.

	Att.	Comp.	Pct.	Yards	TDs
1994	144	89	61.8	1,141	11
1995	380	244	64.2	2,954	22
1996	380	243	63.9	3,287	20
1997	477	287	60.2	3,819	36
TOTALS	**1,381**	**863**	**62.5**	**11,201**	**89**

2. CASEY CLAUSEN, QB (2000-03), NORTHRIDGE, CALIF.

	Att.	Comp.	Pct.	Yards	TDs
2000	194	121	64.2	1,473	15
2001	354	227	64.1	2,969	22
2002	310	194	62.6	2,297	11
2003	412	233	56.6	2,968	27
TOTALS	**1,270**	**775**	**61.0**	**9,707**	**75**

3. ERIK AINGE, QB (2004-07), HILLSBORO, ORE.

	Att.	Comp.	Pct.	Yards	TDs
2004	198	109	55.1	1,452	17
2005	145	66	45.5	737	5
2006	348	233	67.0	2,989	19
2007	519	325	62.9	3,522	31
TOTALS	**1,210**	**733**	**60.6**	**8,700**	**72**

4. TYLER BRAY, QB (2010-12), KINGSBURG, CALIF.

	Att.	Comp.	Pct.	Yards	TDs
2010	224	125	55.8	1,849	18
2011	247	147	59.5	1,983	17
2012	451	268	59.4	3,612	34
TOTALS	**922**	**540**	**58.6**	**7,444**	**69**

5. ANDY KELLY, QB (1988-91), DAYTON

	Att.	Comp.	Pct.	Yards	TDs
1988	25	15	60.0	98	0
1989	156	92	59.0	1,299	7
1990	304	179	58.9	2,241	14
1991	361	228	63.2	2,759	15
TOTALS	**846**	**514**	**60.8**	**6,397**	**36**

6. JEFF FRANCIS, QB (1985-88), MT. PROSPECT, ILL.

	Att.	Comp.	Pct.	Yards	TDs
1985	20	14	70.0	172	1
1986	233	150	64.4	1,946	9
1987	201	121	60.2	1,512	8
1988	314	191	60.8	2,237	13
TOTALS	**768**	**476**	**62.0**	**5,867**	**31**

Others		**Att.**	**Comp.**	**Pct.**	**Yds.**	**TDs**
7.	Tee Martin, 1996-99, Mobile, Ala.	588	326	55.4	4,592	32
8.	Jonathan Crompton, 2006-09, Waynesville, N.C.	629	348	55.3	4,187	36
9.	Heath Shuler, 1991-93, Bryson City, N.C.	513	316	61.6	4,088	36
10.	Alan Cockrell, 1981-83, Joplin, Mo.	568	317	55.8	3,823	26
11.	Justin Worley, 2011-14, Rock Hill, S.C.	558	329	59.0	3,556	23
12.	Jimmy Streater, 1976-79, Sylva, N.C.	467	241	51.6	3,433	17
13.	Bobby Scott, 1968-70, Rossville, Ga.	498	236	47.4	3,371	32
14.	Dewey Warren, 1965-67, Savannah, Ga.	440	258	58.6	3,357	27
15.	Tony Robinson, 1982-85, Tallahassee, Fla.	411	253	61.6	3,332	23

YEAR-BY-YEAR LEADERS

Year	Name	Att.	Comp.	Int.	Pct.	TD	Yds.	Avg.*
1950	Hank Lauricella	72	23	7	31.9	5	364	--
1951	Hank Lauricella	51	24	5	47.1	5	352	--
1952	Pat Shires	38	15	3	39.5	4	252	--
1953	Jimmy Wade	63	25	7	39.7	5	451	--
1954	Johnny Majors	24	8	4	33.3	0	107	--
1955	Johnny Majors	65	36	5	55.4	5	476	--
1956	Johnny Majors	59	36	3	61.0	5	552	--
1957	Bobby Gordon	40	20	7	50.0	2	260	--
1958	Bill Majors	25	17	1	68.0	2	215	--
1959	Gene Etter	36	22	4	61.1	3	298	--
1960	Glenn Glass	26	11	2	42.3	2	167	--
1961	Mallon Faircloth	52	31	0	59.6	8	460	--
1962	Bobby Morton	40	20	0	50.0	3	305	--
1963	Mallon Faircloth	75	31	6	41.3	3	509	--
1964	Art Galiffa	59	29	4	49.2	1	338	--
1965	Dewey Warren	79	44	4	55.7	3	588	--
1966	Dewey Warren	229	136	7	59.0	18	1,716	--
1967	Dewey Warren	132	78	5	59.1	6	1,053	--
1968	Bubba Wyche	237	134	7	56.1	14	1,539	--
1969	Bobby Scott	191	92	9	48.2	14	1,352	--
1970	Bobby Scott	252	118	15	46.9	14	1,697	154.3
1971	Jim Maxwell	102	46	8	45.0	1	544	49.5
1972	Condredge Holloway	120	73	3	60.8	3	807	80.7
1973	Condredge Holloway	154	89	4	57.8	10	1,149	104.5
1974	Condredge Holloway	133	76	5	57.1	5	1,146	104.2
1975	Randy Wallace	145	72	11	49.7	8	1,318	109.8
1976	Randy Wallace	130	68	6	52.4	4	1,046	95.1
1977	Jimmy Streater	105	59	4	56.2	4	742	74.2
1978	Jimmy Streater	198	101	10	51.0	4	1,418	128.9
1979	Jimmy Streater	161	80	16	49.7	9	1,256	139.5
1980	Steve Alatorre	119	58	10	48.7	5	747	74.7
1981	Steve Alatorre	154	81	10	52.6	8	1,171	117.1
1982	Alan Cockrell	294	174	15	59.2	12	2,021	183.7
1983	Alan Cockrell	243	128	10	52.7	13	1,683	153.0
1984	Tony Robinson	253	156	9	61.1	14	1,963	196.3
1985	Tony Robinson	143	91	7	63.6	8	1,246	249.2
1986	Jeff Francis	233	150	6	64.4	9	1,946	176.9
1987	Jeff Francis	201	121	8	60.2	8	1,512	168.0
1988	Jeff Francis	314	191	11	60.8	13	2,237	203.3
1989	Andy Kelly	156	92	9	59.0	7	1,299	129.9
1990	Andy Kelly	304	179	14	58.9	14	2,241	186.8
1991	Andy Kelly	361	228	15	63.1	15	2,759	250.8
1992	Heath Shuler	224	130	4	58.0	10	1,712	155.6
1993	Heath Shuler	285	184	8	64.6	25	2,353	213.9
1994	Peyton Manning	144	89	6	61.8	11	1,141	114.1
1995	Peyton Manning	380	244	4	64.2	22	2,954	268.5
1996	Peyton Manning	380	243	12	63.9	20	3,287	298.8
1997	Peyton Manning	477	287	11	60.2	36	3,819	318.3
1998	Tee Martin	267	153	6	57.3	19	2,164	180.3
1999	Tee Martin	305	165	9	54.1	12	2,317	210.6
2000	Casey Clausen	194	121	6	62.4	15	1,473	163.7
2001	Casey Clausen	354	227	9	64.1	22	2,969	247.4
2002	Casey Clausen	310	194	7	62.6	11	2,297	208.8
2003	Casey Clausen	412	233	9	56.6	27	2,968	228.3
2004	Erik Ainge	198	109	9	55.1	17	1,452	161.3
2005	Rick Clausen	209	120	6	57.4	6	1,441	160.1
2006	Erik Ainge	348	233	9	67.0	19	2,989	240.6
2007	Erik Ainge	519	325	10	62.9	31	3,522	251.6
2008	Jonathan Crompton	167	86	5	51.5	4	889	111.1
2009	Jonathan Crompton	384	224	13	58.3	27	2,800	215.4
2010	Tyler Bray	224	125	10	55.8	18	1,849	205.4
2011	Tyler Bray	247	147	6	59.5	17	1,983	283.3
2012	Tyler Bray	451	268	12	59.4	34	3,612	301.0
2013	Justin Worley	196	109	8	55.6	10	1,239	154.9
2014	Justin Worley	252	157	8	62.3	12	1,579	225.6

**NCAA began compiling per-game averages in 1970.*

RUSHING

■ INDIVIDUAL GAME

Attempts—41, Johnnie Jones (Rutgers 1983); Travis Stephens (Arkansas 2001)

Yards—294, Chuck Webb (Mississippi 1989)

Yards (QB) — 166 Joshua Dobbs (at South Carolina 2014)

Yards, half—200, Tony Thompson (Mississippi State 1990)

Average per rush—
- Min. 8 rushes—18.2, LaMarcus Coker (Marshall 2006; 8 for 146 yards)
- Min. 10 rushes—17.5, George Canale (Chattanooga 1962; 10 for 175 yards)
- Min. 20 rushes—11.3, Tony Thompson (Miss State 1990; 22 for 248 yards)
- Min. 30 rushes—8.4, Chuck Webb (Mississippi 1989; 35 for 294)
- Min. 40 rushes —5.7, Johnnie Jones (Rutgers 1983; 41 for 234)

Touchdowns rushing—5, Gene McEver (South Carolina 1929); Modern—4, Bob Lund (Vanderbilt 1945); Harold Payne (Washington & Lee 1951); Hubert Simpson (Notre Dame 1979); Tony Thompson (Vanderbilt 1990); James Stewart (Georgia 1994)

Consecutive attempts—*16,William Howard (Mississippi 1986)

Longest rush from scrimmage—99, Kelsey Finch (Florida 1977)

■ INDIVIDUAL SEASON

Attempts—291, Travis Stephens 2001

Yards—1,464, Travis Stephens 2001

Yards per game—130.7, Jay Graham 1995 (1,438 yards in 11 games)

100-yard games—11, Jay Graham 1995

Highest avg. per rush—
- Min. 100 rushes—7.94, Hank Lauricella 1951 (111 for 881 yards)
- Min. 200 rushes—5.91, Chuck Webb 1989 (209 for 1,236 yards)

Touchdowns rushing—18, Gene McEver 1929
Modern record—17, Reggie Cobb 1987

Touchdowns rushing by quarterback—11, Heath Shuler 1992

■ INDIVIDUAL CAREER

Attempts—560, Montario Hardesty 2005-09

Yards—3,078, Travis Henry 1997-2000

Average per rush (min. 250 rushes)—6.67, Charlie Garner 1992-93 (313 for 2,089 yards)

Average per game—103.0, Jamal Lewis 1997-99 (2,677 yards, 26 games)

100-yard games—15, Travis Henry 1997-2000

Touchdowns rushing—37, Gene McEver 1928-31
Modern record—35, James Stewart 1991-94

Touchdowns rushing by quarterback—16, Tee Martin 1996-99

ATTEMPTS

■ GAME

1.	41	Travis Stephens at Arkansas	2001
	41	Johnnie Jones at Rutgers	1983
3.	40	Arian Foster vs. Vanderbilt	2005
4.	39	M. Hardesty at Kentucky	2009
	39	Jay Graham vs. Vanderbilt	1995
6.	38	James Stewart vs. Miss.	1991
7.	37	Travis Henry vs. Florida	2000
8.	36	Jamal Lewis vs. Vanderbilt	1997
9.	35	Chuck Webb vs. Mississippi	1989
	35	Hubert Simpson at Kentucky	1979
11.	34	Travis Stephens vs. LSU	2001
	34	William Howard vs. Miss. St.	1986
13.	33	Travis Stephens at Alabama	2001
	33	Tony Thompson vs. Vand.	1989
	33	Bill Majors at Vanderbilt	1958
16.	32	M. Hardesty vs. Vanderbilt	2009
	32	Cedric Houston at Miss. St.	2002
	32	Travis Henry vs. Arkansas	1998
	32	Bobby Gordon vs. Texas A&M*	1957

■ SEASON

1.	291	Travis Stephens	2001
2.	282	Montario Hardesty	2009
3.	272	Jay Graham	1995
4.	253	Travis Henry	2000
5.	245	Arian Foster	2007
6.	237	Reggie Cobb	1987
7.	232	Jamal Lewis	1997
8.	229	Johnnie Jones	1984
9.	219	Tony Thompson	1990
10.	215	Rajion Neal	2013
11.	209	Chuck Webb	1989
12.	204	Tauren Poole	2010

■ CAREER

1.	650	Arian Foster	2005-08
2.	560	Montario Hardesty	2005-09
3.	556	Travis Henry	1997-2000
4.	540	Jay Graham	1993-96
5.	531	James Stewart	1991-94
6.	529	Curt Watson	1969-71
7.	517	Johnnie Jones	1981-84
8.	501	Cedric Houston	2001-04
9.	488	Travis Stephens	1997-2001
10.	487	Jamal Lewis	1997-99
11.	445	Reggie Cobb	1987-89
12.	444	Rajion Neal	2010-13
13.	420	Tauren Poole	2008-11

YARDS

■ GAME

1.	294	Chuck Webb vs. Mississippi	1989
2.	250	Chuck Webb vs. Arkansas*	1989
3.	248	Tony Thompson at Miss. St.	1990
	248	Johnnie Jones vs. Vandy	1983
5.	236	Tony Thompson at Vandy	1990
6.	234	Johnnie Jones at Rutgers	1983
7.	232	Jamal Lewis vs. Georgia	1997
8.	226	Travis Stephens at Florida	2001
9.	225	Reggie Cobb vs. Auburn	1989
10.	223	Arian Foster vs. Vandy	2005
11.	215	James Stewart vs. Mississippi	1991
12.	214	Travis Henry vs. Arkansas	2000
13.	211	Jay Graham vs. Vanderbilt	1995
	211	James Stewart at Georgia	1994
15.	206	Travis Stephens at Ark.	2001
16.	205	Jamal Lewisvs. S. Carolina	1997
17.	203	Johnnie Jones vs. Wash. St.	1984
18.	201	Stanley Morgan at Hawaii	1975

■ SEASON

1.	1,464	Travis Stephens	2001
2.	1,438	Jay Graham	1995
3.	1,364	Jamal Lewis	1997
4.	1,345	Montario Hardesty	2009
5.	1,314	Travis Henry	2000
6.	1,290	Johnnie Jones	1984
7.	1,261	Tony Thompson	1990
8.	1,236	Chuck Webb	1989
9.	1,197	Reggie Cobb	1987
10.	1,193	Arian Foster	2007
11.	1,161	Charlie Garner	1993
12.	1,124	Rajion Neal	2013
13.	1,116	Johnnie Jones	1983
14.	1,107	Gerald Riggs, Jr.	2004
15.	1,034	Tauren Poole	2010
16.	1,028	James Stewart	1994
17.	1,005	Cedric Houston	2004

■ CAREER

1.	3,078	Travis Henry	1997-2000
2.	2,964	Arian Foster	2005-08
3.	2,890	James Stewart	1991-94
4.	2,852	Johnnie Jones	1981-84
5.	2,677	Jamal Lewis	1997-99
6.	2,634	Cedric Houston	2001-04
7.	2,609	Jay Graham	1993-96
8.	2,391	Montario Hardesty	2005-09
9.	2,364	Curt Watson	1969-71
10.	2,360	Reggie Cobb	1987-89

TOUCHDOWNS

■ GAME

1.	5	Gene McEver vs. S. Carolina	1929
2.	4	James Stewart at Georgia	1994
	4	Tony Thompson at Vand.	1990
	4	Hubert Simpson vs. N. Dame	1979
	4	Harold Payne vs. Wash. & Lee	1951
	4	Bob Lund vs. Vanderbilt	1945
7.	**3**	**Many times, last: Joshua Dobbs at South Carolina**	**2014**

■ SEASON

1.	18	Gene McEver	1929
2.	17	Reggie Cobb	1987
3.	16	Tony Thompson	1990
4.	14	William Howard	1986
	14	Harold Payne	1951
6.	13	Montario Hardesty	2009
	13	Haskel Stanback	1972
	13	Beattie Feathers	1933
9.	12	Rajion Neal	2013
	12	Arian Foster	2007
	12	Jay Graham	1995
	12	Chuck Webb	1989
	12	Jimmy Wade	1953
	12	Beattie Feathers	1932

■ CAREER

1.	37	Gene McEver	1928-31
2.	35	James Stewart	1991-94
3.	28	Stanley Morgan	1973-76
4.	27	Andy Kozar	1950-52
	27	Beattie Feathers	1931-33
6.	26	Montario Hardesty	2005-09
	26	Travis Henry	1997-2000
	26	Reggie Cobb	1987-89
9.	25	Jay Graham	1993-96
	25	Jimmy Streater (QB)	1976-79

LONGEST RUSHES

1.	99	Kelsey Finch at Florida	1977
2.	91	Dick Dodson vs. Transylvania	1927
3.	89	LaMarcus Coker vs. Marshall	2006
4.	87	LaMarcus Coker at Vandy	2006
	87	Dick Dorsey vs. Virginia Tech	1933
6.	+82	Steve Wold vs. Vanderbilt	1969
7.	81	Travis Henry vs. Kansas St*	2000
	81	Hank Lauricella vs. Tenn. Tech	1950
9.	80	G. Riggs, Jr. vs. Auburn (SEC)	2004
	80	Travis Stephens vs. Kentucky	2000
	80	Tony Thompson at Miss. St.	1990
	80	Jimmy Streater vs. California	1977
	80	Stanley Morgan at Kentucky	1975
	80	Johnny Majors at Miss. St.	1954

*+Non-scoring play; *Neutral Site*

100-YARD GAMES

■ SEASON

1.	11	Jay Graham	1995
2.	7	Travis Stephens	2001
	7	Travis Henry	2000
	7	Jamal Lewis	1997
	7	Chuck Webb	1989
6.	6	Tauren Poole	2010
	6	Charlie Garner	1993
	6	James Stewart	1991
	6	Johnnie Jones	1984
	6	Johnnie Jones	1983

■ CAREER

1.	15	Travis Henry	1997-2000
2.	14	Jay Graham	1993-96
3.	13	Jamal Lewis	1997-99
	13	Johnnie Jones	1981-84
5.	10	Cedric Houston	2001-04
	10	Charlie Garner	1992-93
	10	James Stewart	1991-94
	10	Reggie Cobb	1987-89
9.	9	Tauren Poole	2008-11
	9	Arian Foster	2005-08
11.	8	Gerald Riggs, Jr.	2002-05
	8	Travis Stephens	1997-2001
	8	Chuck Webb	1989-90
	8	Curt Watson	1969-71

CONSECUTIVE 100-YARD GAMES

■ SEASON

1.	9	Jay Graham	1995
2.	6	Johnnie Jones	1984
3.	5	Arian Foster	2005
	5	Chuck Webb	1989

MULTIPLE 100-YARD RUSHERS

■ GAME (3)

Vanderbilt, 1991 (Stewart 145, Hayden 115, Phillips 107).

■ GAME (2)

15 TIMES

South Carolina, 2014 (Dobbs 166, Hurd 125)
W. Kentucky, 2009 (Hardesty 160, Brown 104)
La.-Lafayette, 2007 (Creer 109, Foster 100)
La. Tech, 2004 (Houston 161, Riggs 118)
Vanderbilt, 1994 (Stewart 121, Graham 121)
Georgia, 1994 (Stewart 211, Hayden 113)
S. Carolina, 1993 (Stewart 114, Garner 105)
Louisville, 1991 (Hayden 109, Stewart 101)
Colo. State, 1975 (Wallace 128, Gayles 105)
Ga. Tech, 1973 (Careathers 125, Rudder 105)
Auburn, 1970 (Watson 142, McLeary 119)
Georgia, 1969 (Watson 197, McLeary 100)
Alabama, 1952 (Wade 153, Kozar 124)
Tenn. Tech, 1951 (Lauricella 109, Byrd 104)
Mississippi, 1951 (Kozar 127, Ernsberger 102)

200-YARD GAMES

Chuck Webb	294	Mississippi	1989
Chuck Webb	250	Arkansas (Cotton)	1990
Tony Thompson	248	Mississippi State	1990
Johnnie Jones	248	Vanderbilt	1983
Tony Thompson	236	Vanderbilt	1990
Johnnie Jones	234	Rutgers	1983
Jamal Lewis	232	Georgia	1997
Travis Stephens	226	Florida	2001
Reggie Cobb	225	Auburn	1989
Arian Foster	223	Vanderbilt	2005
James Stewart	215	Mississippi	1991
Travis Henry	214	Arkansas	2000
Jay Graham	211	Vanderbilt	1995
James Stewart	211	Georgia	1994
Travis Stephens	206	Arkansas	2001
Jamal Lewis	205	South Carolina	1997
Johnnie Jones	203	Wash. State	1984
Stanley Morgan	201	Hawaii	1975

100-YARD GAMES

Travis Henry	197	Arkansas	1998
Johnnie Jones	197	Utah	1984
Curt Watson	197	Georgia	1969
Jamal Lewis	196	Vanderbilt	1997
Tom Tracy	192	North Carolina	1954
Cedric Houston	190	South Carolina	2004
Charlie Garner	186	Kentucky	1993
William Howard	184	Mississippi State	1986
Travis Henry	184	Vanderbilt	2000
Gerald Riggs, Jr.	182	Auburn (SEC Champ.)	2004
Reggie Cobb	182	Duke	1988
Hubert Simpson	181	Kentucky	1979
Travis Henry	180	Kansas State (Cotton)	2001
Montario Hardesty	179	Kentucky	2009
Travis Henry	179	Kentucky	1999
Mallon Faircloth	179	Vanderbilt	1963
Travis Stephens	176	Georgia	2001
George Canale	175	Chattanooga	1962
Travis Henry	175	Florida	2000
Hubert Simpson	174	Mississippi	1979
Montario Hardesty	171	Vanderbilt	2009
Rajion Neal	169	South Alabama	2013
Aaron Hayden	169	Memphis State	1991
Joshua Dobbs (QB)	**166**	**South Carolina**	**2014**
Tauren Poole	162	Oregon	2010
Travis Stephens	162	Alabama	2001
Chuck Webb	162	Akron	1989
Keith Davis	162	Vanderbilt	1988
Cedric Houston	161	Fresno State	2003
Montario Hardesty	160	W. Kentucky	2009
Cedric Houston	160	Louisiana Tech	2004
Cedric Houston	160	Marshall	2003
Jamal Lewis	159	Wyoming	1999
William Howard	158	Vanderbilt	1986
Jamal Lewis	155	Mississippi	1997
Andy Kozar	155	Mississippi State	1952
Jay Graham	154	Ohio St. (Citrus)	1996
Johnnie Jones	154	Maryland (Citrus)	1983
Travis Henry	153	Vanderbilt	1999
Jimmy Wade	153	Alabama	1952
Curt Watson	152	Kentucky	1971
Rajion Neal	151	Akron	2012
Charlie Garner	151	Vanderbilt	1993
Tony Thompson	151	Virginia (Sugar)	1991
Johnnie Jones	150	Kentucky	1983
Hank Lauricella	150	North Carolina	1951
Jimmy Streater (QB)	150	California	1977
Gerald Riggs, Jr.	149	Vanderbilt	2004
Cedric Houston	149	Mississippi St.	2002
James Stewart	149	Kentucky	1991
Rajion Neal	148	Georgia	2013
Arian Foster	148	South Carolina	2005
Johnnie Jones	148	The Citadel	1983
Jay Graham	147	Kentucky	1995
LaMarcus Coker	146	Marshall	2006
Jamal Lewis	146	South Carolina	1999
Reggie Cobb	146	Indiana (Peach)	1988
Aaron Hayden	145	Alabama	1994
Chuck Webb	145	Kentucky	1989
James Stewart	145	Vanderbilt	1991
Jay Graham	144	East Carolina	1995
Charlie Garner	144	Alabama	1993
Reggie Cobb	144	Kentucky	1987
James Stewart	143	Kentucky	1994
Ted Schwanger	143	Vanderbilt	1953
Johnny Majors	143	Kentucky	1956
Bill Rudder	143	UC San. Barbara	1971
Haskel Stanback	143	Vanderbilt	1972
Curt Watson	142	Auburn	1970
Rajion Neal	141	Austin Peay	2013
Keith Davis	141	Alabama	1985
James Stewart	141	Auburn	1991
Montario Hardesty	140	Ohio	2009
Cedric Houston	140	Vanderbilt	2002
Jamal Lewis	140	Syracuse	1998
Jamal Lewis	140	Auburn	1998
Reggie Cobb	140	Georgia Tech	1987
Reggie Cobb	140	Vanderbilt	1987
Chuck Coleman	139	Alabama	1982
Travis Henry	139	Kentucky	2000
Charlie Garner	138	Kentucky	1992
Reggie Cobb	138	Iowa	1987
Stanley Morgan	138	Auburn	1975
Stanley Morgan	138	Kentucky	1975
Andy Kozar	138	North Carolina	1950
Jay Graham	137	Georgia	1995
Hubert Simpson	137	Mississippi	1978
Travis Henry	136	Vanderbilt	1998
Jimmy Wade	136	Houston	1953
Jamal Lewis	135	Houston	1998
Travis Henry	135	Southern Miss	2000
Jabari Davis	135	Arkansas	2002
Rajion Neal	134	at Kentucky	2013
Jay Graham	134	Mississippi State	1995
Chuck Coleman	134	Mississippi	1982
Chuck Webb	134	UCLA	1989
Gene Etter	133	Mississippi	1958
Charlie Fulton	133	Georgia Tech	1965
Haskel Stanback	133	Alabama	1972
Marlin Lane	132	Troy	2012
Arian Foster	132	Memphis	2005
Travis Henry	132	Notre Dame	1999
Chuck Webb	132	LSU	1989
Chuck Webb	131	Colorado	1990
Frank Foxx	131	Alabama	1976
Hank Lauricella	131	Texas (Cotton)	1951
Jay Graham	130	Arkansas	1995
Aaron Hayden	129	Memphis	1994
Charlie Garner	129	Duke	1993
Jamal Lewis	128	Kentucky	1997
Jay Graham	128	Alabama	1996
Johnnie Jones	128	Georgia Tech	1983
Bill Majors	128	Vanderbilt	1958
Randy Wallace	128	Colorado State	1975
Johnnie Jones	128	Kentucky	1984
Tony Thompson	128	Vanderbilt	1989
Cedric Houston	127	Kentucky	2004
Jamal Lewis	127	Aub. (SECCG)	1997
Reggie Cobb	127	Louisville	1987
Hank Lauricella	127	Kentucky	1951
Andy Kozar	127	Mississippi	1951
Curt Watson	127	Mississippi State	1971
LaMarcus Coker	126	Vanderbilt	2006
Jay Graham	126	South Carolina	1995
Rajion Neal	125	Auburn	2013
Jalen Hurd	**125**	**South Carolina**	**2014**
Arian Foster	125	Southern Miss.	2007
LaMarcus Coker	125	Memphis	2006
Arian Foster	125	Notre Dame	2005
Gerald Riggs, Jr.	125	Mississippi	2005
Paul Careathers	125	Georgia Tech	1973
Terry Daniels	125	Auburn	1980
James Berry	125	Kentucky	1980

Travis Stephens	124	Memphis	2001
Jamal Lewis	124	Arkansas	1997
Tony Thompson	124	Memphis State	1988
Kelsey Finch	124	Auburn	1976
Andy Kozar	124	Alabama	1952
Bobby Gordon	123	North Carolina	1957
Jalen Hurd	**122**	**Iowa (TaxSlayer)**	**2015**
Jay Graham	122	Alabama	1995
Richard Pickens	122	LSU	1967
Richard Pickens	122	Mississippi	1968
Montario Hardesty	121	South Carolina	2009
Jay Graham	121	Mississippi	1996
James Stewart	121	Vanderbilt	1994
Jay Graham	121	Vanderbilt	1994
Greg Amsler	121	Kentucky	1988
Kelsey Finch	121	Florida	1977
Curt Watson	121	Florida (Gator)	1969
Travis Stephens	120	South Carolina	2001
Travis Henry	120	Mississippi State (SECCG)	1998
Tony Thompson	120	Temple	1990
Randall Morris	120	Mississippi	1983
Johnny Majors	120	Chattanooga	1955
Jalen Hurd	**119**	**Georgia**	**2014**
Aaron Hayden	119	Louisiana Tech	1993
Tommy Bronson	119	Chattanooga	1956
Don McLeary	119	Auburn	1970
Kelsey Finch	119	Boston College	1977
Johnnie Jones	119	Vanderbilt	1984
Jalen Hurd	**118**	**Kentucky**	**2014**
Arian Foster	118	Kentucky	2007
Gerald Riggs, Jr.	118	Mississippi	2004
Johnnie Jones	118	Army	1984
Tauren Poole	117	Alabama	2010
Jamal Lewis	117	Alabama	1999
Johnny Majors	117	Alabama	1955
Stanley Morgan	117	Clemson	1974
Hubert Simpson	117	Notre Dame	1979
Gerald Riggs, Jr.	116	Louisiana Tech	2004
Richard Pickens	116	Rice	1968
Walter Chadwick	115	Mississippi	1965
Walter Chadwick	115	Mississippi	1967
Tavio Henson	115	Pacific	1990
Aaron Hayden	115	Vanderbilt	1991
Travis Henry	115	South Carolina	2000
Arian Foster	114	Kentucky	2005
James Stewart	114	South Carolina	1993
Hank Lauricella	114	Wash & Lee	1951
Curt Watson	114	Vanderbilt	1970
Jabari Davis	113	Duke	2003
Travis Henry	113	Alabama	1998
Aaron Hayden	113	Georgia	1994
Johnnie Jones	113	Alabama	1983
Tom Tracy	112	Chattanooga	1954
Travis Stephens	111	Syracuse	2001
Curt Watson	111	Alabama	1969
Andy Kozar	111	Florida	1952
Andy Kozar	111	Vanderbilt	1951
Cedric Houston	111	Miami (Fla.)	2002
Tauren Poole	110	UT- Martin	2010
Gerald Riggs, Jr.	110	Ala.-Birmingham	2005
Mallon Faircloth	110	Vanderbilt	1961
William Howard	110	Texas El Paso	1986
Chuck Webb	110	Alabama	1989
Tauren Poole	109	LSU	2010
Lennon Creer	109	La.-Lafayette	2007
Charlie Garner	109	Memphis State	1992
Hank Lauricella	109	Tennessee Tech	1951
Reggie Cobb	109	Duke	1989
Aaron Hayden	109	Louisville	1991
Johnny Majors	109	Duke	1954
Marlin Lane	108	Vanderbilt	2012
Jay Graham	108	Oklahoma State	1995
Jay Graham	108	Southern Miss.	1995
Charlie Garner	108	Vanderbilt	1992
Sam Henderson	108	Pittsburgh	1983
Hank Lauricella	108	Alabama	1951
Mallon Faircloth	108	Chattanooga	1961
James Stewart	108	Mississippi State	1991
Andy Kozar	108	Chattanooga	1952
Cedric Houston	108	South Carolina	2002
Tauren Poole	107	Vanderbilt	2011
Tauren Poole	107	Mississippi	2010
Travis Stephens	107	Georgia	1998
Charlie Garner	107	Georgia	1993
Curt Watson	107	UCLA	1970
Mose Phillips	107	Vanderbilt	1991
Arian Foster	106	Vanderbilt	2007
Cedric Houston	106	Wyoming	2002
Kelsey Finch	106	Memphis State	1977
Jimmy Streater (QB)	106	Auburn	1979
Reggie Cobb	106	Georgia	1989
Mike Gayles	106	Maryland (Liberty)	1974
Hal Littleford	105	Alabama	1948
Charlie Garner	105	South Carolina	1993
Johnny Majors	105	Duke	1956
Bill Rudder	105	Georgia Tech	1973
Mike Gayles	105	Colorado State	1975
Rajion Neal	104	Georgia	2012
Bryce Brown	104	W. Kentucky	2009
Travis Henry	104	Ala.-Birmingham	1998
Charlie Garner	104	LSU	1992
Ray Byrd	104	Tennessee Tech	1951
Gene Etter	104	North Carolina	1959
Haskel Stanback	104	Duke	1973
Ray Byrd	104	Kentucky	1952
Tony Thompson	103	Florida	1990
Charlie Fulton	103	Auburn	1967
Phil Pierce (QB)	103	Florida	1971
Jimmy Streater (QB)	103	Georgia Tech	1979
Gerald Riggs, Jr.	102	Texas A&M (Cotton)	2005
Gerald Riggs, Jr.	102	Georgia	2004
Dick Ernsberger	102	Mississippi	1951
Tom Tracy	102	Dayton	1954
James Berry	102	Vanderbilt	1981
Johnnie Jones	102	Georgia Tech	1984
Keith Davis	102	Wake Forest	1985
Keith Davis	102	Auburn	1985
Chuck Coleman	102	Iowa (Peach)	1982
Jeff Powell	102	Miami, Fla. (Sugar)	1986
Tauren Poole	101	Buffalo	2011
Tauren Poole	101	Cincinnati	2011
Tauren Poole	101	Memphis	2010
LaMarcus Coker	101	Arkansas State	2007
Glenn Glass	101	Tampa	1960
Richmond Flowers	101	Georgia Tech	1968
Haskel Stanback	101	Penn State	1972
James Stewart	101	Louisville	1991
Arian Foster	100	La.-Lafayette	2007
Bobby Brengle	100	Dayton	1954
Glenn Glass	100	North Carolina	1961
Mallon Faircloth	100	Richmond	1963
Don McLeary	100	Georgia	1969
Bill Rudder	100	Vanderbilt	1971
Doug Furnas	100	Memphis State	1981
Chuck Coleman	100	Vanderbilt	1982
Keith Davis	100	Mississippi	1987

100-YARD QB GAMES

Joshua Dobbs	**166**	**South Carolina**	**2014**
Jimmy Streater	150	California	1977
Jimmy Streater	106	Auburn	1979
Phil Pierce	103	Florida	1971
Jimmy Streater	103	Georgia Tech	1979

MOST RUSHING YARDS IN A HALF

■ ANY HALF

Yds.		Name	Opp./Year (Half)
1.	200	Tony Thompson	Mississippi St. 1990 (1st)
2.	180	Chuck Webb	Mississippi 1989 (2nd)
3.	168	Gerald Riggs	Auburn 2004 (2nd)
4.	154	Travis Henry	Kentucky 1999 (1st)
5.	150	Cedric Houston	Louisiana Tech 2004 (1st)
	150	Chuck Webb	Arkansas 1990 (2nd)
7.	149	Jamal Lewis	Georgia 1997 (1st)
8.	146	Cedric Houston	South Carolina 2004 (2nd)
9.	145	Reggie Cobb	Auburn 1989 (1st)
10.	143	James Stewart	Mississippi 1991 (2nd)
11.	141	Rajion Neal	Austin Peay 2013 (1st)
	141	Arian Foster	Vanderbilt 2005 (1st)
	141	Travis Henry	Vanderbilt 2000 (2nd)
14.	140	Tauren Poole	Oregon 2010 (1st)
	140	Jamal Lewis	South Carolina 1997 (2nd)

■ FIRST HALF

Yds.		Name	Opp./Year
1.	200	Tony Thompson	Mississippi St. 1990
2.	154	Travis Henry	Kentucky 1999
3.	150	Cedric Houston	Louisiana Tech 2004
4.	149	Jamal Lewis	Georgia 1997
5.	145	Reggie Cobb	Auburn 1989
6.	141	Rajion Neal	Austin Peay 2013
	141	Arian Foster	Vanderbilt 2005
8.	140	Tauren Poole	Oregon 2010
9.	135	Tony Thompson	Vanderbilt 1990
	135	Reggie Cobb	Duke 1988
11.	134	Johnnie Jones	Vanderbilt 1983

■ SECOND HALF

1.	180	Chuck Webb	Mississippi 1989
2.	168	Gerald Riggs	Auburn 2004
3.	150	Chuck Webb	*Arkansas 1990
4.	146	Cedric Houston	South Carolina 2004
5.	143	James Stewart	Mississippi 1991
6.	141	Travis Henry	Vanderbilt 2000
7.	140	Jamal Lewis	South Carolina 1997
8.	135	Travis Henry	*Kansas State 2001
	135	James Stewart	Georgia 1994
10.	129	Travis Henry	Arkansas 2000

** Bowl Game*

MOST RUSHING YARDS IN A QUARTER

(SINCE 2000)

134 Cedric Houston (3rd) at S. Carolina, 2004
129 Travis Henry (3rd) vs. Arkansas, 2000
128 LaMarcus Coker (4th) vs. Marshall, 2006
111 Tauren Poole (1st) vs. Oregon, 2010
108 Cedric Houston (1st) vs. La. Tech, 2004
104 Rajion Neal (1st) vs. Austin Peay, 2013
102 Arian Foster (1st) vs. Vanderbilt, 2005
102 Cedric Houston (3rd) vs. Marshall, 2003
101 Travis Stephens (4th) at Florida, 2001
100 Travis Henry (3rd) at Vanderbilt, 2000

CAREER YARDS LEADERS

1. TRAVIS HENRY, RB (1997-2000), FROSTPROOF, FLA.

	Att.	Yards	Avg.	TDs	LP
1997	2	4	2.0	0	5-Texas Tech
1998	176	970	5.5	7	36-Vanderbilt
1999	125	790	6.3	8	63-Vanderbilt
2000	253	1,314	5.3	11	60-Vanderbilt
TOTALS	**556**	**3,078**	**5.5**	**26**	**63-Vanderbilt**

2 ARIAN FOSTER, RB (2005-08), SAN DIEGO, CALIF.

	Att.	Yards	Avg.	TDs	LP
2005	183	879	4.8	5	66-Vanderbilt
2006	91	322	3.5	5	69-California
2007	245	1,193	4.9	12	59-Arkansas
2008	131	570	4.4	1	41-UCLA
TOTALS	**650**	**2.964**	**4.6**	**23**	**69-California**

3. JAMES STEWART, RB (1991-94), MORRISTOWN

	Att.	Yards	Avg.	TDs	LP
1991	190	939	4.9	8	30-Mississippi
1992	85	386	4.5	7	30-La.-Lafayette
1993	86	537	6.2	9	52-S. Carolina
1994	170	1,028	6.1	11	71-Georgia
TOTALS	**531**	**2,890**	**5.4**	**35**	**71-Georgia**

4. JOHNNIE JONES, RB (1981-84), MUNFORD

	Att.	Yards	Avg.	TDs	LP
1981	4	25	6.3	0	18-Colo. State
1982	93	421	4.5	4	42-Vanderbilt
1983	191	1,116	5.8	5	70-Vanderbilt
1984	229	1,290	5.6	10	61-Memphis
TOTALS	**517**	**2,852**	**5.5**	**19**	**70-Vanderbilt**

5. JAMAL LEWIS, RB (1997-99), ATLANTA, GA.

	Att.	Yards	Avg.	TDs	LP
1997	232	1,364	5.9	7	65-S. Carolina
1998	73	497	6.8	3	67-Auburn
1999	182	816	4.5	7	70-S. Carolina
TOTALS	**487**	**2,677**	**5.5**	**17**	**70-S. Carolina**

Others		Att.	Yds.	Avg.	TDs
6.	Cedric Houston, 2001-04	501	2,634	5.4	17
7.	Jay Graham, 1993-96	540	2,609	4.8	25
8.	Montario Hardesty, 2005-09	560	2,391	4.3	26
9.	Curt Watson, 1969-71	529	2,364	4.5	22
10.	Reggie Cobb, 1987-89	445	2,360	5.3	26
11.	Travis Stephens, 1997-01	488	2,336	4.8	21
12.	Rajion Neal, 2010-13	444	2,163	4.9	19
13.	Charlie Garner, 1992-93	313	2,091	6.7	10
14.	Aaron Hayden, 1991-94	393	2,061	5.2	12
15.	Stanley Morgan, 1973-76	353	1,952	5.5	28
16.	Gerald Riggs, Jr., 2002-05	383	1,893	4.9	10
17.	Beattie Feathers, 1931-33	309	1,888	6.1	27
18.	Tauren Poole, 2008-11	187	1,883	4.5	16
19.	Andy Kozar, 1950-52	350	1,837	5.2	27
20.	Tony Thompson, 1986-90	336	1,759	5.2	20
21.	Haskel Stanback, 1971-73	391	1,730	4.4	20
22.	James Berry, 1978-81	419	1,721	4.1	18
23.	William Howard, 1984-87	398	1,711	4.3	21
24.	Keith Davis, 1985-88	322	1,704	5.3	10

YEAR-BY-YEAR LEADERS

Year	Name	Att.	Net	TDs	Avg.	*Per gm.
1950	Andy Kozar	106	543	9	5.1	--
1951	Hank Lauricella	111	881	8	7.9	--
1952	Andy Kozar	122	660	7	5.4	--
1953	Jimmy Wade	158	675	12	4.3	--
1954	Tom Tracy	116	794	4	6.8	--
1955	Johnny Majors	183	657	6	3.6	--
1956	Tommy Bronson	105	562	8	5.4	--
1957	Bobby Gordon	167	526	7	3.2	--
1958	Bill Majors	148	294	2	1.9	--
1959	Glenn Glass	75	261	4	3.5	--
1960	Glenn Glass	90	478	8	5.3	--
1961	Mallon Faircloth	123	475	6	3.9	--
1962	George Canale	79	455	4	5.8	--
1963	Mallon Faircloth	137	652	3	4.8	--
1964	Stan Mitchell	94	325	1	3.5	--
1965	Walter Chadwick	101	470	5	4.7	--
1966	Charlie Fulton	109	463	2	4.2	--
1967	Walter Chadwick	144	645	11	4.5	--
1968	Richard Pickens	133	736	2	5.5	--
1969	Curt Watson	146	807	6	5.5	--
1970	Curt Watson	190	791	7	4.3	79.1
1971	Curt Watson	193	766	9	4.0	76.6
1972	Haskel Stanback	183	890	13	4.9	89.0
1973	Haskel Stanback	165	682	7	4.1	62.0
1974	Stanley Morgan	128	723	11	5.6	65.7
1975	Stanley Morgan	133	809	8	6.1	73.5
1976	Bobby Emmons	75	462	3	6.2	42.0
1977	Kelsey Finch	154	770	8	5.0	70.0
1978	Jimmy Streater	146	593	10	4.1	53.9
1979	Hubert Simpson	157	792	6	5.0	72.0
1980	James Berry	131	543	7	4.1	49.3
1981	James Berry	129	500	6	3.9	55.5
1982	Chuck Coleman	113	600	5	5.3	54.5
1983	Johnnie Jones	191	1116	5	5.8	111.6
1984	Johnnie Jones	229	1290	10	5.6	117.2
1985	Keith Davis	141	684	2	4.9	68.4
1986	William Howard	177	787	14	4.4	98.4
1987	Reggie Cobb	237	1197	17	5.1	99.8
1988	Reggie Cobb	118	547	3	4.6	68.4
1989	Chuck Webb	209	1236	12	5.9	123.6
1990	Tony Thompson	219	1261	16	5.8	105.1
1991	James Stewart	190	939	8	4.9	85.4
1992	Charlie Garner	154	928	2	6.0	84.4
1993	Charlie Garner	159	1161	8	7.3	116.1
1994	James Stewart	170	1028	11	6.1	93.5
1995	Jay Graham	272	1438	12	5.3	130.7
1996	Jay Graham	179	797	11	4.6	72.5
1997	Jamal Lewis	232	1364	7	5.9	113.6
1998	Travis Henry	176	970	7	5.5	80.8
1999	Jamal Lewis	182	816	7	4.5	81.6
2000	Travis Henry	253	1314	11	5.2	119.5
2001	Travis Stephens	291	1464	10	5.0	122.0
2002	Cedric Houston	153	779	6	5.1	64.9
2003	Cedric Houston	149	744	2	5.0	62.0
2004	Gerald Riggs, Jr.	193	1107	6	5.7	85.2
2005	Arian Foster	183	879	5	4.8	79.9
2006	LaMarcus Coker	108	696	5	6.4	63.3
2007	Arian Foster	245	1193	12	4.9	85.2
2008	Arian Foster	131	570	1	4.4	51.8
2009	Montario Hardesty	282	1345	13	4.8	103.5
2010	Tauren Poole	204	1034	12	5.1	79.5
2011	Tauren Poole	187	693	5	3.7	57.8
2012	Rajion Neal	156	708	5	4.5	70.8
2013	Rajion Neal	215	1124	12	5.2	93.7
2014	Jalen Hurd	190	899	5	4.7	69.2

**NCAA began compiling per-game averages in 1970.*

RECEIVING

■ INDIVIDUAL GAME

Receptions—13, Carl Pickens (Notre Dame 1990); Joey Kent (Arkansas 1995)

Yards—256, Kelley Washington (LSU 2001)

Average per reception—
Min. 5 rec.—38.0, Denarius Moore (South Carolina 2010; 6 for 228)
Min. 10 rec.—23.3, Kelley Washington (LSU 2001; 11 for 256)

Touchdown receptions—3, Jim Powell (Mississippi 1946); Carl Pickens (Kentucky 1990); Billy Williams (Florida 1993); Marcus Nash (Kentucky 1997); Cedrick Wilson (Arkansas 2000); Donté Stallworth (Memphis 2001 and Kentucky 2001); Chris Hannon (Mississippi State 2003); Justin Hunter (Georgia State, 2012 and Troy 2012); Zach Rogers (South Carolina 2012)

■ INDIVIDUAL SEASON

Receptions—76, Marcus Nash 1997

Yards—1,298, Robert Meachem 2006

Average per game—99.8, Robert Meachem 2006 (1,298 yards, 13 games)

Average per reception—
Min. 50 rec.—18.3, Robert Meachem 2006 (71 for 1,298)
Min. 75 rec.—15.4, Marcus Nash 1997 (76 for 1,170)

Touchdown receptions—13, Marcus Nash 1997

Consecutive games with TD catch—6, Joey Kent 1995

Receptions by tight end—41, Chris Brown 2007

Yards by tight end—562, Mychal Rivera 2012

Touchdown receptions by tight end—7, Austin Denney 1966

■ INDIVIDUAL CAREER

Receptions—183, Joey Kent 1993-96

Yards—2,814, Joey Kent 1993-96

Average per game—85.8, Kelley Washington 2001-02 (1,453 yards, 17 games)

Average per reception (min. 100 rec.)—18.8, Joey Kent 1993-96 (183 for 2,814 yards)

Touchdown receptions—25, Joey Kent 1993-96

Receptions by by tight end—98, Reggie Harper 1977-80

Yards by tight end—1,141, Reggie Harper 1977-80

Touchdowns receptions by tight end—9, Austin Denney 1965-66; Ken DeLong 1967-69

Consecutive Games with TD Reception—6, Cory Fleming, Jan. 1-Oct. 2, 1993 (9 TDs); Joey Kent 1995 (8 TDs)

CATCHES

■ GAME

1.	13	Joey Kent at Arkansas	1995
	13	Carl Pickens vs. Notre Dame	1990
3.	12	David Martin at LSU	2000
	12	Alvin Harper vs. Wash. State	1988
5.	**11**	**Alton Howard at Missouri**	**2013**
	11	Kelley Washington vs. LSU	2001
	11	Jeremaine Copeland vs. So. Miss.	1997
	11	Thomas Woods vs. Kentucky	1988
	11	Anthony Hancock vs. Wisconsin*	1981
	11	Larry Seivers vs. Clemson	1976
	11	Gary Kreis at Kentucky	1969
	11	Johnny Mills at Auburn	1966
13.	10	Mychal Rivera vs. Missouri	2012
	10	Justin Hunter vs. Cincinnati	2011
	10	Da'Rick Rogers vs. Cincinnati	2011
	10	Peerless Price at S. Carolina	1998
	10	Marcus Nash vs. So Miss.	1997
	10	Jim Powell vs. Mississippi	1948
	10	Johnny Mills vs. UCLA	1965
	10	Lenny Taylor vs. Auburn	1983
	10	Tim McGee vs. Florida	1984
	10	Tim McGee at Vanderbilt	1984
	10	Carl Pickens vs. Kentucky	1990

*Bowl Game

■ SEASON

1.	76	Marcus Nash	1997
2.	73	Justin Hunter	2012
	73	Lucas Taylor	2007
4.	71	Robert Meachem	2006
5.	69	Joey Kent	1995
6.	68	Joey Kent	1996
7.	67	Da'Rick Rogers	2011
8.	64	Kelley Washington	2001
9.	62	Cedrick Wilson	2000
10.	61	Peerless Price	1998
11.	58	Jeremaine Copeland	1997
	58	Thomas Woods	1988
13.	57	Cedrick Wilson	1999
14.	56	Austin Rogers	2007
	56	Josh Briscoe	2007
16.	55	Gerald Jones	2010

■ CAREER

1.	183	Joey Kent	1993-96
2.	177	Marcus Nash	1994-97
3.	159	Cedrick Wilson	1997-2000
4.	147	Peerless Price	1995-98
5.	142	Gerald Jones	2007-10
6.	126	Jayson Swain	2003-06
7.	125	Robert Meachem	2004-06
8.	124	Thomas Woods	1986-89
9.	123	Tim McGee	1982-85
10.	117	Larry Seivers	1973-76

YARDS

■ GAME

1.	256	Kelley Washington vs. LSU	2001
2.	228	Denarius Moore at S. Carolina	2010
3.	225	Johnny Mills vs. Kentucky	1966
4.	219	Cordarrelle Patterson vs. Troy	2012
5.	217	Willie Gault vs. Vanderbilt	1981
6.	205	Denarius Moore vs. Kentucky	2010
7.	201	Carl Pickens vs. Kentucky	1990
	201	Stanley Morgan vs. TCU	1976
9.	199	Peerless Price vs. Florida St.*	1998
10.	197	K. Washington vs. Rutgers	2002
11.	196	Anthony Hancock vs. Wisconsin*	1981

*Bowl Game

■ SEASON

1.	1,298	Robert Meachem	2006
2.	1,170	Marcus Nash	1997
3.	1,083	Justin Hunter	2012
4.	1,080	Joey Kent	1996
5.	1,055	Joey Kent	1995
6.	1,040	Da'Rick Rogers	2011
7.	1,010	Kelley Washington	2001
8.	1,000	Lucas Taylor	2007
9.	981	Denarius Moore	2010
10.	947	Tim McGee	1985
11.	920	Peerless Price	1998
12.	917	Carl Pickens	1990

■ CAREER

1.	2,814	Joey Kent	1993-96
2.	2,447	Marcus Nash	1994-97
3.	2,298	Peerless Price	1995-98
4.	2,140	Robert Meachem	2004-06
5.	2,137	Cedrick Wilson	1997-2000
6.	2,042	Tim McGee	1982-85
7.	2,004	Denarius Moore	2007-10
8.	1,924	Larry Seivers	1973-76
9.	1,875	Carl Pickens	1989-91
10.	1,826	Anthony Hancock	1978-81
11.	1,812	Justin Hunter	2010-12
12.	1,747	Donte' Stallworth	1999-01

TOUCHDOWNS

■ GAME

1.	3	Justin Hunter vs. Troy	2012
	3	Zach Rogers at S. Carolina	2012
	3	Justin Hunter vs. Ga. State	2012
	3	Chris Hannon vs. Miss. State	2003
	3	Donte' Stallworth at Kentucky	2001
	3	Donte' Stallworth vs. Memphis	2001
	3	Cedrick Wilson vs. Arkansas	2000
	3	Marcus Nash at Kentucky	1997
	3	Billy Williams at Florida	1993
	3	Carl Pickens vs. Kentucky	1990
	3	Jim Powell at Mississippi	1946

■ SEASON

1.	13	Marcus Nash	1997
2.	12	Cedrick Wilson	2000
3.	11	Robert Meachem	2006
	11	Cory Fleming	1993
5.	10	Donte' Stallworth	2001
	10	Peerless Price	1998
7.	9	Justin Hunter	2012
	9	Da'Rick Rogers	2011
	9	Denarius Moore	2010
	9	Jermaine Copeland	1997
	9	Joey Kent	1995
12.	8	Alvin Harper	1990
	8	Cotton Letner	1959

■ CAREER

1.	25	Joey Kent	1993-96
2.	24	Cedrick Wilson	1997-2000
3.	20	Marcus Nash	1994-97
4.	19	Peerless Price	1995-98
5.	18	Justin Hunter	2010-12
	18	Denarius Moore	2007-10
	18	Cory Fleming	1990-93
8.	17	Robert Meachem	2004-06
9.	16	Alvin Harper	1987-90
10.	15	Tim McGee	1982-85

100-YARD GAMES

■ SEASON

1.	7	Marcus Nash	1997
	7	Joey Kent	1996
3.	6	Da'Rick Rogers	2011
	6	Robert Meachem	2006
	6	Joey Kent	1995

6.	5	Tim McGee	1985
7.	4	Justin Hunter	2012
	4	Lucas Taylor	2007
	4	Donte' Stallworth	2001
	4	Peerless Price	1998
	4	Carl Pickens	1990
	4	Larry Seivers	1975

■ CAREER

1.	15	Joey Kent	1993-96
2.	11	Marcus Nash	1994-97
3.	8	Justin Hunter	2010-12
	8	Peerless Price	1995-98
	8	Tim McGee	1982-85
6.	7	Robert Meachem	2004-06
	7	Larry Seivers	1973-76
8.	6	Da'Rick Rogers	2010-11
	6	Kelley Washington	2001-02
	6	Donte' Stallworth	1999-2001
	6	Cedrick Wilson	1997-2000
	6	Carl Pickens	1989-91

CONSECUTIVE 100-YARD GAMES

■ SEASON

1.	7	Joey Kent	1996

MULTIPLE 150-YARD

■ GAME (2)

Troy 2012 (Patterson 219, Hunter 181)

MULTIPLE 100-YARD

■ GAME (2)

21 TIMES

UCLA 1975 (Seivers 145, West 107);
TCU 1976 (Morgan 201, Seivers 103)
Alabama 1983 (Duncan 137, Taylor 109)
UCLA 1985 (McGee 142, Clinkscales 106)
Colorado 1990 (Pickens 141, Harper 115)
Arkansas 1993 (Faulkner 106, Fleming 101)
Alabama 1995 (Kent 117, Nash 100)
Northwestern 1997 (Kent 122, Price 110)
Georgia 1996 (Kent 110, Nash 106)
Florida 1996 (Price 161, Kent 107)
UCLA 1996 (Nash 135, Kent 114)
UNLV 1996 (Kent 151, Nash 103)
Auburn 1997 (Price 161, Nash 126)
Kentucky 1997 (Nash 195, Lewis 105)
Southern Mississippi 1997 (Copeland 137, Nash 110);
Michigan 2002 (Citrus Bowl) (Witten 125, Stallworth 119);
Southern Misssissippi 2007 (Taylor 118, Rogers 112)
Montana 2011 (Hunter 146, D. Rogers 100)
Cincinnati 2011 (Hunter 156, D. Rogers 100)
Troy 2012 (Patterson 219, Hunter 181)
Missouri 2012 (Hunter 141, Rivera 129)

200-YARD RECEIVING GAMES

Kelley Washington	256	LSU	2001
Denarius Moore	228	So. Carolina	2010
Johnny Mills	225	Kentucky	1966
Cordarelle Patterson	219	Troy	2012
Willie Gault	217	Vanderbilt	1981
Denarius Moore	205	Kentucky	2010
Carl Pickens	201	Kentucky	1990
Stanley Morgan	201	TCU	1976

100-YARD REC. GAMES

Peerless Price	199	Florida State*	1998
Kelley Washington	197	Rutgers	2002
Anthony Hancock	196	Wisconsin*	1981
Marcus Nash	195	Kentucky	1997
Tim McGee	190	Vanderbilt	1984
Robert Meachem	184	California	2006
Cedrick Wilson	183	Wyoming	1999
Justin Hunter	181	Troy	2012
Peerless Price	181	Vanderbilt	1998
Da'Rick Rogers	180	Buffalo	2011
Willie Gault	174	Auburn	1982
Carl Pickens	172	Auburn	1991
Donté Stallworth	169	Kentucky	2001
Richmond Flowers	167	Vanderbilt	1967
Peerless Price	165	South Carolina	1998
Carl Pickens	163	Notre Dame	1990
Tim McGee	163	Auburn	1985
Anthony Hancock	163	Vanderbilt	1979
Peerless Price	161	Auburn	1997
Peerless Price	161	Florida	1996
Joey Kent	161	Arkansas	1995
Larry Seivers	161	N. Texas State	1975
Anthony Miller	159	Alabama	1986
Robert Meachem	157	Memphis	2006
Tim McGee	157	Florida	1984
Justin Hunter	156	Cincinnati	2011
Joey Kent	151	UNLV	1996
Gary Kreis	151	South Carolina	1969
Justin Hunter	146	Georgia State	2012
Justin Hunter	146	Montana	2011
Stan Trott	146	Florida	1970
Robert Meachem	145	Kentucky	2004
Larry Seivers	145	UCLA	1975
Gary Kreis	145	Kentucky	1969
Carl Pickens	144	Temple	1990
Peerless Price	143	Kentucky	1996
Donté Stallworth	142	Memphis	2001
Tim McGee	142	UCLA	1985
Justin Hunter	141	Missouri	2012
Carl Pickens	141	Colorado	1990
Kelley Washington	140	LSU (SECCG)	2001
Billy Williams	140	Florida	1993
Johnny Mills	140	UCLA	1965
Stanley Morgan	139	UCLA	1974
Joey Kent	138	Kentucky	1995
Da'Rick Rogers	137	Middle Tenn.	2011
Jeremaine Copeland	137	Southern Miss.	1997
Clyde Duncan	137	Alabama	1983
Marcus Nash	135	UCLA	1996
Alvin Harper	135	Kentucky	1988
Anthony Hancock	135	Southern Cal.	1980
Stanley Morgan	131	Auburn	1976
Larry Seivers	131	Clemson	1976
Donté Stallworth	130	South Carolina	1999
Mychal Rivera	129	Missouri	2012
Donté Stallworth	128	Vanderbilt	2001
Craig Faulkner	128	Vanderbilt	1992
Thomas Woods	128	Duke	1988
Anthony Hancock	128	Georgia Tech	1980
Larry Seivers	128	Florida	1976
Larry Seivers	128	Mississippi	1975
Marcus Nash	127	Mississippi	1997
Marcus Nash	126	Arkansas	1997
Marcus Nash	126	Auburn	1997
Joey Kent	126	Mississippi	1996
Jason Witten	125	Michigan*	2002
Joey Kent	125	Alabama	1996
Clyde Duncan	125	Vanderbilt	1983
Joe Thompson	125	Air Force	1970
Joey Kent	122	Northwestern*	1996
Tim McGee	122	Memphis St.	1984
Robert Meachem	121	LSU	2006
Lester McClain	121	Memphis St.	1969
Johnny Mills	120	Mississippi	1966
Donté Stallworth	119	Michigan*	2001
Lucas Taylor	118	Southern Miss.	2007
Alvin Harper	118	Auburn	1990
Mark Jones	117	Georgia	2003
Cedrick Wilson	117	Kentucky	2000
Marcus Nash	117	UCLA	1997
Joey Kent	117	Alabama	1995
Tim McGee	117	Mississippi	1985
Johnny Mills	117	Auburn	1966
Da'Rick Rogers	116	Vanderbilt	2011
Robert Meachem	116	Kentucky	2006
Anthony Hancock	116	Purdue	1979
Justin Hunter	115	Akron	2012
Robert Meachem	115	Air Force	2006
Alvin Harper	115	Colorado	1990
Justin Hunter	114	Mississippi	2010
Joey Kent	114	UCLA	1996
Mike Gooch	114	Tampa	1967
Austin Rogers	112	Southern Miss.	2007
Kelley Washington	112	Arkansas	2002
Cedrick Wilson	112	Auburn	1999
Marcus Nash	112	Texas Tech	1997
Thomas Woods	112	Akron	1989
Justin Hunter	110	Georgia	2010
Marcus Nash	110	Southern Miss.	1997
Peerless Price	110	Northwestern	*1996
Joey Kent	110	Georgia	1996
Joey Kent	110	Georgia	1995
Gary Kreis	110	Mississippi	1968
Alton 'Pig' Howard	**109**	**South Carolina**	**2014**
Joey Kent	109	Ohio State*	1995
Lenny Taylor	109	Alabama	1983
Larry Seivers	109	Auburn	1975
Kelley Washington	108	Georgia	2001
Donté Stallworth	108	Nebraska*	1999
Joey Kent	108	Mississippi St.	1994
Kendrick Jones	108	Vanderbilt	1994
Tim McGee	108	Kentucky	1985
Zach Rogers	107	So. Carolina	2012
Cedrick Wilson	107	Georgia	1999
Joey Kent	107	Florida	1996
Joey Kent	107	Oklahoma State	1995
Craig Faulkner	107	Vanderbilt	1991
Jeff Moore	107	Duke	1978
Tommy West	107	UCLA	1975
Da'Rick Rogers	106	Arkansas	2011
Robert Meachem	106	South Carolina	2006
Marcus Nash	106	Georgia	1996
Cory Fleming	106	Arkansas	1993
Joey Clinkscales	106	UCLA	1985
Gerald Jones	105	Georgia	2009
Jamal Lewis	105	Kentucky	1997
Andy McCullough	105	Florida	1997
Cory Fleming	105	Georgia	1993
Tim McGee	105	Rutgers	1985
Lucas Taylor	104	Arkansas State	2007
Joey Kent	104	South Carolina	1996
Carl Pickens	104	UCLA	1991
Denarius Moore	103	Memphis	2010
Lucas Taylor	103	Kentucky	2007
Lucas Taylor	103	California	2007
James Banks	103	Alabama	2003
Peerless Price	103	UAB	1998
Marcus Nash	103	UNLV	1996
Thomas Woods	103	Alabama	1988
Larry Seivers	103	TCU	1976
Richmond Flowers	103	South Carolina	1966
Marquez North	102	South Carolina	2013
Kelley Washington	102	Florida	2002
Josh Briscoe	101	Wisconsin*	2007
Craig Faulkner	101	Arkansas	1993
Anthony Miller	101	Vanderbilt	1986
Joey Clinkscales	101	Florida	1985
Da'Rick Rogers	100	Cincinnati	2011
Da'Rick Rogers	100	Montana	2011
Cedrick Wilson	100	Kentucky	1998
Marcus Nash	100	Alabama	1995

** Bowl game*

CAREER RECEPTIONS LEADERS

1. JOEY KENT, WR (1993-96), HUNTSVILLE, ALA.

	No.	Yards	TDs
1993	10	209	5
1994	36	470	4
1995	69	1,055	9
1996	68	1,080	7
TOTALS	**183**	**2,814**	**25**

2. MARCUS NASH, WR (1994-97), TULSA, OKLA.

	No.	Yards	TDs
1994	5	77	0
1995	43	512	4
1996	53	688	3
1997	76	1,170	13
TOTALS	**177**	**2,447**	**20**

Others	No.	Yards	TDs
3. Cedrick Wilson, 1997-2000	159	2,137	24
4. Peerless Price, 1995-98	147	2,298	19
5. Gerald Jones, 2007-10	142	1,710	10
6. Jayson Swain, 2003-06	126	1,721	10
7. Robert Meachem, 2004-06	125	2,140	17
8. Thomas Woods, 1986-89	124	1,615	7
9. Tim McGee, 1982-85	123	2,042	15
10. Larry Seivers, 1973-76	117	1,924	8
11. Lucas Taylor, 2005-08	113	1,433	6
12. Denarius Moore 2007-10	112	2,004	18
13. Craig Faulkner, 1990-93	110	1,705	9
14. Alton 'Pig' Howard, 2012-14	**111**	**1,060**	**5**
Carl Pickens, 1989-91	109	1,875	13
16. Justin Hunter, 2010-12	106	1,812	18
Anthony Hancock, 1978-81	106	1,826	12
18. Jeremaine Copeland, 1995-98	103	1,361	10
19. Alvin Harper, 1987-90	102	1,547	16
20. Richmond Flowers, 1966-68	101	1,172	9

CAREER RECEIVING YARDS LEADERS

Name, Years	No.	Yds.	Avg.
1. Joey Kent, 1993-96	183	2,814	15.4
2. Marcus Nash, 1994-97	177	2,447	13.8
3. Peerless Price, 1995-98	147	2,298	15.6
4. Robert Meachem, 2004-06	125	2,140	17.1
5. Cedrick Wilson, 1997-2000	159	2,137	13.4
6. Tim McGee, 1982-85	123	2,042	16.6
7. Denarius Moore 2007-10	112	2,004	17.9
8. Larry Seivers, 1973-76	117	1,924	16.4
9. Carl Pickens, 1989-91	109	1,875	17.2
10. Anthony Hancock, 1978-81	106	1,826	17.2

Marcus Nash

YEAR-BY-YEAR LEADERS

Year	Name	No.	CPG	Yds.	TDs	AvC
1950	Bert Rechichar	9	--	205	2	22.8
1951	John Davis	8	--	160	1	20.0
1952	John Davis	14	--	297	5	21.2
1953	Jerry Hyde	8	--	173	3	21.6
1954	Hugh Garner	5	--	57	0	10.1
1955	Buddy Cruze	12	--	232	4	19.3
1956	Buddy Cruze	20	--	357	2	17.9
1957	Tommy Potts	10	--	123	1	12.3
1958	Murray Armstrong	14	--	195	1	13.9
1959	Cotton Letner	8	--	92	8	11.5
1960	Ken Waddell	8	--	60	1	7.5
1961	Hubert McClain	11	--	149	1	13.5
1962	John Bill Hudson	15	--	259	3	17.3
1963	Buddy Fisher	12	--	242	2	20.2
1964	Hal Wantland	21	--	284	1	13.5
1965	Johnny Mills	23	--	328	0	14.3
1966	Johnny Mills	48	--	725	4	15.1
1967	Richmond Flowers	41	--	585	4	14.3
1968	Ken DeLong	34	--	393	3	11.6
1969	Gary Kreis	38	--	609	5	16.0
1970	Joe Thompson	37	3.4	502	4	13.6
1971	Joe Thompson	15	1.4	247	1	16.5
1972	Emmon Love	20	1.8	280	1	14.0
1973	Stanley Morgan	22	2.0	511	4	23.2
1974	Larry Seivers	25	2.3	347	2	13.9
1975	Larry Seivers	41	3.7	840	4	20.5
1976	Larry Seivers	51	4.6	737	2	14.5
1977	Reggie Harper	30	3.0	331	1	11.0
1978	Reggie Harper	31	3.1	356	1	11.5
1979	Anthony Hancock	34	3.1	687	4	20.2
1980	Anthony Hancock	33	3.0	580	2	17.6
1981	Anthony Hancock	32	4.0	437	5	13.7
1982	Willie Gault	50	4.5	668	4	13.4
1983	Clyde Duncan	33	3.0	640	6	19.4
1984	Tim McGee	54	4.9	809	6	15.0
1985	Tim McGee	50	4.5	947	7	18.9
1986	Joey Clinkscales	37	3.4	511	3	13.8
1987	Thomas Woods	26	2.2	335	0	12.9
1988	Thomas Woods	58	5.3	689	5	11.9
1989	Thomas Woods	34	3.1	511	2	15.0
1990	Carl Pickens	53	4.8	917	6	17.3
1991	Carl Pickens	49	4.5	877	5	17.9
1992	Cory Fleming	40	3.6	490	2	12.3
1993	Craig Faulkner	40	3.6	680	6	17.0
1994	Joey Kent	36	3.3	470	4	13.1
1995	Joey Kent	69	6.3	1,055	9	15.3
1996	Joey Kent	68	6.2	1,080	7	15.9
1997	Marcus Nash	76	6.3	1,170	13	15.4
1998	Peerless Price	61	5.1	920	10	15.1
1999	Cedrick Wilson	57	5.2	827	4	14.5
2000	Cedrick Wilson	62	5.6	681	12	11.0
2001	Kelley Washington	64	5.3	1,010	5	15.8
2002	Jason Witten	39	3.0	493	5	12.6
2003	James Banks	42	3.2	621	6	14.8
2004	Tony Brown	31	2.4	388	3	12.5
2005	Robert Meachem	29	2.6	383	2	13.2
2006	Robert Meachem	71	5.5	1,298	11	18.3
2007	Lucas Taylor	73	5.2	1,000	5	13.7
2008	Gerald Jones	30	2.7	323	4	10.7
2009	Gerald Jones	46	3.8	680	4	14.8
2010	Gerald Jones	55	5.5	596	4	10.8
2011	Da'Rick Rogers	67	5.6	1,040	9	15.5
2012	Justin Hunter	73	6.1	1,083	9	14.8
2013	Alton 'Pig' Howard	44	4.4	388	3	8.8
2014	Alton 'Pig' Howard	54	4.2	618	1	11.4

**NCAA began compiling per-game averages in 1970.*

100-YARD RUSHING/RECEIVING GAMES

Player	Rush/Rec.	Yards	Opponent	Date
Richard Pickens	Rushing	122	Mississippi	11/16/1968
Gary Kreis	Receiving	110		
Stanley Morgan	Rushing	138	Auburn	9/27/1975
Larry Seivers	Receiving	109		
Kelsey Finch	Rushing	124	Auburn	9/25/1976
Stanley Morgan	Receiving	131		
James Berry	Rushing	102	Vanderbilt	11/28/1981
Willie Gault	Receiving	217		
Johnnie Jones	Rushing	113	Alabama	10/15/1983
Clyde Duncan	Receiving	137		
Lenny Taylor	Receiving	109		
Johnnie Jones	Rushing	248	Vanderbilt	11/26/1983
Clyde Duncan	Receiving	125		
Johnnie Jones	Rushing	119	Vanderbilt	12/1/1984
Tim McGee	Receiving	190		
Keith Davis	Rushing	102	Auburn	9/28/1985
Tim McGee	Receiving	163		
William Howard	Rushing	158	Vanderbilt	11/29/1986
Anthony Miller	Receiving	101		
Reggie Cobb	Rushing	182	Duke	9/10/1988
Thomas Woods	Receiving	128		
Greg Amsler	Rushing	121	Kentucky	11/19/1988
Alvin Harper	Receiving	135		
Chuck Webb	Rushing	162	Akron	11/11/1989
Thomas Woods	Receiving	112		
Chuck Webb	Rushing	131	Colorado	8/26/1990
Carl Pickens	Receiving	141		
Alvin Harper	Receiving	115		
Tony Thompson	Rushing	120	Temple	11/3/1990
Carl Pickens	Receiving	144		
James Stewart	Rushing	141	Auburn	9/28/1991
Carl Pickens	Receiving	172		
James Stewart	Rushing	145	Vanderbilt	11/30/1991
Aaron Hayden	Rushing	115		
Mose Phillips	Rushing	107		
Craig Faulkner	Receiving	107		
Charlie Garner	Rushing	108	Vanderbilt	11/28/1992
Craig Faulkner	Receiving	128		
Charlie Garner	Rushing	107	Georgia	9/11/1993
Cory Fleming	Receiving	105		
James Stewart	Rushing	121	Vanderbilt	11/26/1994
Jay Graham	Rushing	121		
Kendrick Jones	Receiving	108		
Jay Graham	Rushing	137	Georgia	9/9/1995
Joey Kent	Receiving	110		
Jay Graham	Rushing	108	Okla. State	9/30/1995
Joey Kent	Receiving	107		
Jay Graham	Rushing	130	Arkansas	10/7/1995
Joey Kent	Receiving	161		
Jay Graham	Rushing	122	Alabama	10/14/1995
Joey Kent	Receiving	117		
Marcus Nash	Receiving	100		
Jay Graham	Rushing	147	Kentucky	11/18/1995
Joey Kent	Receiving	138		
Jay Graham	Rushing	154	Ohio State*	1/1/1996
Joey Kent	Receiving	109		
Jay Graham	Rushing	121	Mississippi	10/3/1996
Joey Kent	Receiving	126		
Jay Graham	Rushing	128	Alabama	10/26/1996
Joey Kent	Receiving	125		
Jamal Lewis	Rushing	124	Arkansas	11/15/1997
Marcus Nash	Receiving	126		
Jamal Lewis	Rushing	128	Kentucky	11/22/1997
Marcus Nash	Receiving	195		
Jamal Lewis	Receiving	105		
Travis Henry	Rushing	104	UAB	11/7/1998
Peerless Price	Receiving	103		
Travis Henry	Rushing	136	Vanderbilt	11/28/1998
Peerless Price	Receiving	181		
Jamal Lewis	Rushing	159	Wyoming	9/4/1999
Cedrick Wilson	Receiving	183		
Jamal Lewis	Rushing	146	So. Carolina	10/30/1999
Donté Stallworth	Receiving	130		
Travis Henry	Rushing	139	Kentucky	11/18/2000
Cedrick Wilson	Receiving	117		
Travis Stephens	Rushing	176	Georgia	10/6/2001
Kelley Washington	Receiving	108		
Travis Stephens	Rushing	124	Memphis	11/10/2001
Donté Stallworth	Receiving	142		
Jabari Davis	Rushing	135	Arkansas	10/5/2002
Kelley Washington	Receiving	112		
Cedric Houston	Rushing	127	Kentucky	11/27/2004
Robert Meachem	Receiving	145		
LaMarcus Coker	Rushing	125	Memphis	9/30/2006
Robert Meachem	Receiving	157		
Arian Foster	Rushing	125	Southern Miss.	9/8/2007
Lucas Taylor	Receiving	118		
Austin Rogers	Receiving	112		
LaMarcus Coker	Rushing	101	Arkansas St.	9/22/2007
Lucas Taylor	Receiving	104		
Arian Foster	Rushing	118	Kentucky	11/24/2007
Lucas Taylor	Receiving	103		
Tauren Poole	Rushing	101	Memphis	11/6/2010
Denarius Moore	Receiving	103		
Tauren Poole	Rushing	107	Mississippi	11/13/2010
Justin Hunter	Receiving	114		
Tauren Poole	Rushing	101	Cincinnati	9/10/2011
Justin Hunter	Receiving	156		
Da'Rick Rogers	Receiving	100		
Tauren Poole	Rushing	101	Buffalo	10/1/2011
Da'Rick Rogers	Receiving	180		
Tauren Poole	Rushing	107	Vanderbilt	11/19/2011
Da'Rick Rogers	Receiving	116		
Rajion Neal	Rushing	151	Akron	9/22/2012
Justin Hunter	Receiving	115		
Marlin Lane	Rushing	132	Troy	11/3/2012
Justin Hunter	Receiving	181		
Cordarrelle Patterson	Receiving	219		
Jalen Hurd	**Rushing**	**125**	**South Carolina**	**11/1/2014**
Joshua Dobbs	**Rushing**	**166**		
Alton Howard	**Receiving**	**109**		

** Bowl game*

ALL-PURPOSE YARDS

■ INDIVIDUAL GAME
Plays—44, Arian Foster vs. Vanderbilt 2005
Yards—294, Chuck Webb vs. Mississippi 1989

■ INDIVIDUAL SEASON
Plays—310, Travis Stephens 2001
Yards—1,858, Cordarrelle Patterson, 2012

■ INDIVIDUAL CAREER
Plays—740, Arian Foster, 2005-08
Yards—4,642, Stanley Morgan 1973-76

CAREER LEADERS

1. STANLEY MORGAN, WR/TB (1973-76)

Year	Plays	Rush	Rec	KOR	PR	IR	Total
1973	38	32	511	309	—	—	852
1974	180	723	234	375	255	—	1,587
1975	159	809	13	63	284	—	1,169
1976	135	388	317	136	193	—	1,034
TOTALS	**512**	**1,952**	**1,075**	**883**	**732**	**—**	**4,642**

Others	Plays	Rush	Rec	KOR	PR	IR	Total
2. Willie Gault, 1979-82	252	40	1,482	1,854	659	—	4,035
3. Arian Foster, 2005-08	740	2,964	742	174	—	—	3,880
4. James Stewart, 1991-94	585	2,890	463	—	—	—	3,353
5. Travis Henry, 1997-2000	577	3,078	98	—	—	—	3,176
6. Jamal Lewis, 1997-99	526	2,677	484	—	—	—	3,161
7. Johnnie Jones, 1981-84	543	2,852	220	—	—	—	3,072
8. Reggie Cobb, 1987-89	494	2,360	360	326	—	—	3,046
9. Cedric Houston, 2001-04	540	2,634	369	---	---	---	3,003
10. Peerless Price, 1995-98	177	127	2,289	480	4	—	2,900
11. George Cafego, 1937-39	335	1,589	—	391	883	—	2,863
12. Carl Pickens, 1989-91	161	11	1,875	777	135	50	2,848
13. Jay Graham, 1993-96	540	2,609	233	—	—	—	2,842
Rajion Neal, 2010-13	510	2,163	626	53	—	—	2,842
15. Joey Kent, 1993-96	185	-6	2,814	—	—	—	2,808
16. M. Hardesty, 2005-09	598	2,391	405	—	—	—	2,796

SINGLE-SEASON LEADERS

Name, Year	Plays	Rush	Rec	KOR	PR	IR	Total
1. Cord. Patterson, 2012	99	308	778	671	101	—	1,858
2. Reggie Cobb, 1987	266	1,197	198	326	—	—	1,721
3. Arian Foster, 2007	287	1,193	340	117	—	—	1,650
4. M. Hardesty, 2009	307	1,345	302	—	—	—	1,647
5. Jamal Lewis, 1997	255	1,364	275	—	—	—	1,639
6. Travis Stephens, 2001	310	1,464	169	—	—	—	1,633
7. Jay Graham, 1995	292	1,438	160	—	—	—	1,598
8. Stanley Morgan, 1974	180	723	234	375	255	—	1,587
9. Willie Gault, 1981	84	16	479	606	381	—	1,482
10. Charlie Garner, 1993	177	1,161	81	139	—	—	1,381
11. Travis Henry, 2000	266	1,314	65	—	—	—	1,379

SINGLE-GAME LEADERS

Name (Opp. Year)*	Plays	Rush	Rec	KOR	PR	Total
1. Chuck Webb (Mississippi 1989)	35	294	—	—	—	294
2. Cordarrelle Patterson (Troy 2012)	13	13	219	43	—	275
3. Willie Gault (Auburn 1982)	16	5	174	23	23	273
4. Willie Gault (Vanderbilt 1981)	6	—	217	—	51	268
Arian Foster (Vanderbilt 2005)	44	223	45	—	—	268
6. Stanley Morgan (Hawaii 1975)	17	201	—	—	63	264
7. Kelley Washington (LSU 2001)	11	—	256	—	—	256
8. Tony Thompson (Miss. State 1990)	23	248	5	—	—	253
9. Chuck Webb (Arkansas 1990)	35	250	—	—	—	250
10. Johnnie Jones (Vanderbilt 1983)	30	248	—	—	—	248
11. Jamal Lewis (Georgia 1997)	25	232	15	—	—	247
12. Reggie Cobb (Auburn 1989)	23	225	18	—	—	243
Johnnie Jones (Rutgers 1983)	42	234	9	—	—	243
14. Peerless Price (Florida St. 1998)	6	—	199	43	—	242
15. Travis Stephens (Florida 2001)	21	226	11	—	—	237
16. Tony Thompson (Vanderbilt 90)	31	236	—	—	—	236

YEAR-BY-YEAR LEADERS

Year	Player	Plays	Rush	Rec	KOR	PR	IR	Total
1950	Bert Rechichar	59	126	205	40	349	95	815
1951	Hank Lauricella	117	881	—	116	—	—	997
1952	Andy Kozar	122	660	—	—-	—	—	660
1953	Jimmy Wade	183	675	—	159	235	59	1,128
1954	Tom Tracy	124	794	9	99	—	—	902
1955	Johnny Majors	209	657	—	128	234	—	1,019
1956	Johnny Majors	124	549	—	135	86	—	770
1957	Bobby Gordon	198	526	—	271	231	12	1,040
1958	Bill Majors	173	294	—	252	108	—	654
1959	Bill Majors	133	232	—	135	175	62	604
1960	Glenn Glass	102	225	—	61	81	—	620
1961	Mallon Faircloth	135	475	—	142	50	—	667
1962	Mallon Faircloth	169	376	—	230	191	59	856
1963	Mallon Faircloth	156	652	—	248	136	—	1,036
1964	Hal Wantland	137	222	284	224	33	—	763
1965	Walter Chadwick	120	470	92	228	—	—	790
1966	Johnny Mills	48	—	725	—	—	—	725
1967	Walter Chadwick	158	645	178	22	—	—	845
1968	Richard Pickens	145	736	96	19	—	—	851
1969	Curt Watson	150	807	28	—	—	—	835
1970	Curt Watson	196	791	54	—	—	—	845
1971	Curt Watson	199	766	30	17	—	—	813
1972	Haskel Stanback	201	890	57	109	—	—	1,056
1973	Stanley Morgan	38	32	511	309	—	—	852
1974	Stanley Morgan	180	723	234	375	255	—	1,587
1975	Stanley Morgan	159	809	13	63	284	—	1,169
1976	Stanley Morgan	135	388	317	136	193	—	1,034
1977	Kelsey Finch	162	770	76	34	—	—	880
1978	Hubert Simpson	117	524	102	13	—	—	639
1979	Hubert Simpson	168	792	75	—	—	—	867
1980	Willie Gault	61	20	240	662	103	—	1,025
1981	Willie Gault	84	16	479	606	381	—	1,482
1982	Willie Gault	95	4	668	549	145	—	1,366
1983	Johnnie Jones	197	1,116	67	—	—	—	1,183
1984	Johnnie Jones	242	1,290	86	—	—	—	1,376
1985	Tim McGee	59	—	947	17	18	—	982
1986	Anthony Miller	72	64	667	522	—	—	1,253
1987	Reggie Cobb	266	1,197	198	326	—	—	1,721
1988	Anthony Morgan	38	20	138	580	—	—	738
1989	Chuck Webb	209	1,236	—	—	—	—	1,236
1990	Tony Thompson	224	1,261	66	—	—	—	1,327
1991	James Stewart	208	939	106	—	—	—	1,045
1992	Charlie Garner	159	928	25	—	—	—	953
1993	Charlie Garner	177	1,161	81	139	—	—	1,381
1994	James Stewart	187	1,028	147	—	—	—	1,175
1995	Jay Graham	292	1,438	160	—	—	—	1,598
1996	Joey Kent	69	3	1,080	—	—	—	1,083
1997	Jamal Lewis	255	1,364	275	—	—	—	1,639
1998	Peerless Price	79	25	920	389	-3	—	1,331
1999	Jamal Lewis	192	816	193	—	—	—	1,009
2000	Travis Henry	266	1,314	65	—	—	—	1,379
2001	Travis Stephens	310	1,464	169	—	—	—	1,633
2002	Cedric Houston	153	779	55	—	—	—	834
2003	Mark Jones	65	65	556	—	303	51	975
2004	Gerald Riggs, Jr.	206	1,107	37	92	---	---	1,236
2005	Arian Foster	199	879	148	37	—	—	1,064
2006	Robert Meachem	77	3	1,298	12	16	—	1,329
2007	Arian Foster	287	1,193	340	117	—	—	1,650
2008	Dennis Rogan	42	—	—	698	62	38	798
2009	Montario Hardesty	307	1,345	302	—	—	—	1,647
2010	Tauren Poole	226	1,034	171	—	—	—	1,205
2011	Da'Rick Rogers	75	10	1,040	113	—	—	1,163
2012	Cordarrelle Patterson	99	308	778	671	101	—	1,858
2013	Rajion Neal	242	1,124	108	—	—	—	1,232
2014	Jalen Hurd	225	899	221	—	—	—	1,120

SCORING

■ INDIVIDUAL GAME

Points—30, Gene McEver (S. Carolina 1929) Modern record—24, Bob Lund (Vanderbilt 1945); Harold Payne (Washington & Lee 1951); Hubert Simpson (Notre Dame 1979); Tony Thompson (Vanderbilt 1990); James Stewart (Georgia 1994); Jamal Lewis (Kentucky 1997)

Points by Kicking—17, Alan Duncan (Kentucky 1978; 5-6 FG, 2-2 PAT); Fuad Reveiz (Memphis State 1982; 5-5 FG, 2-2 PAT); Alex Walls (Wyoming 2002; 4-4 FG, 5-5 PAT)

Touchdowns—5, Gene McEver (South Carolina 1929) Modern record—4, Bob Lund (Vanderbilt 1945); Harold Payne (Washington & Lee 1951); Hubert Simpson (Notre Dame 1979); Tony Thompson (Vanderbilt 1990); James Stewart (Georgia 1994); Jamal Lewis (Kentucky 1997)

Point-After-Touchdowns Attempted—10, Alex Walls (La.-Monroe 2000)

Point-After-Touchdowns Made—10, Alex Walls (La.-Monroe 2000)

Percentage PATs Made—100.0, Alex Walls (La.-Monroe 2000; 10 of 10)

Two-Point Conversions Attempted—2, Six times; most recent: Cedric Houston (Kentucky 2004)

Two-Point Conversions Made—2, Kenny Jones (Alabama 1982); Thomas Woods (Alabama 1987)

Blocked Extra-Point Return—1, Floyd Miley (Mississippi 1990; 97 yards)

Field Goals Attempted—6, Alan Duncan (Kentucky 1978)

Longest Field Goal Attempted—63, Fuad Reveiz (Washington State 1984)

Field Goals Made—5, Alan Duncan (Kentucky 1978); Fuad Reveiz (Memphis State & Kentucky 1982); Alex Walls (Florida 2000)

Longest Field Goal Made—60, Fuad Reveiz (Georgia Tech 1982)

■ INDIVIDUAL SEASON

Points—130, Gene McEver 1929
Modern record—120, Reggie Cobb 1987

Points by kicking—115, Daniel Lincoln 2007

Touchdowns— 21, Gene McEver 1929
Modern record—20, Reggie Cobb 1987

Points-after-touchdowns attempted—59, John Becksvoort 1993

Point-after-touchdowns made—59, John Becksvoort 1993

Percentage PATs made (min. 35 atts.)—100.0, John Becksvoort 1993 (59 of 59); Greg Burke 1990 (50 of 50); James Wilhoit 2003 (41 of 41); John Becksvoort 1994 (39 of 39); Alex Walls 2000 & 2001 (both 39 of 39); Greg Burke 1989 (36 of 36); John Becksvoort 1992 (35 of 35)

Two-point conversions attempted—3, Hal Wantland 1964; Condredge Holloway 1973 & 1974

Two-point conversions made—2, Bobby Morton 1962; Condredge Holloway 1973; Larry Seivers 1974; Tommy West 1974; Mike Gayles 1975; Kenny Jones 1982; Thomas Woods 1987; Alvin Harper 1987

Field goals attempted—31, Fuad Reveiz 1982

Field goals made—27, Fuad Reveiz 1982

Field goals made by freshman—21, Daniel Lincoln 2007

Field-goal percentage—
Min. 10 atts.—92.0, John Becksvoort 1993 (12 of 13)
Min. 20 atts.—90.0, Alex Walls 2000 (18 of 20)
Min. 30 atts.—87.1, Fuad Reveiz 1982 (27 of 31)

Field-goal percentage by freshman (min. 5 made)—.727, Alex Walls 1999 (8 of 11)

Consecutive Field Goals Made—18, Fuad Reveiz 1984

■ INDIVIDUAL CAREER

Points—371, Jeff Hall 1995-98

Touchdowns—44, Gene McEver 1928-31
Modern record—39, Stanley Morgan 1973-76; James Stewart 1991-94

Consecutive games scoring touchdown—11, Travis Stephens, Nov. 4, 2000-Nov. 3, 2001 (12 rush, 1 rec.)

Point-after-touchdowns attemped—194, Jeff Hall 1995-98

Point-after-touchdowns made—188, Jeff Hall 1995-98

Point-after-touchdown percentage (min. 100 atts.)—100.0, John Becksvoort 1991-94 (161 of 161)

Consecutive point-after-touchdowns made—161, John Becksvoort 1991-94

Two-point conversions attempted—8, Condredge Holloway 1972-74

Two-point conversions made—3, Bobby Morton 1960-63; Condredge Holloway 1972-74

Field goals attempted—95, Fuad Reveiz 1981-84

Field goals made—71, Fuad Reveiz 1981-84

Field-goal percentage—
Min. 50 made—77.9, Alex Walls 1999-2002 (53 of 68)
Min. 70 made—74.7, Fuad Reveiz 1981-84 (71 of 95)

**SEC Scoring Champion; ‡Tied for SEC Scoring Champion; +NCAA Champion*

SCORING

■ MOST POINTS

GAME (BY TOUCHDOWN)

1.	30	Gene McEver vs. So. Carolina (5 TD)	1929
2.	24	Jamal Lewis at Kentucky (4 TD)	1997
	24	James Stewart at Georgia (4 TD)	1994
	24	Tony Thompson at Vanderbilt (4 TD)	1990
	24	Hubert Simpson vs. Notre Dame (4 TD)	1979
	24	Herky Payne vs. Wash. & Lee (4 TD)	1951
	24	Bob Lund vs. Vanderbilt (4 TD)	1945

GAME (BY KICKING)

	17	Derrick Brodus vs. Akron (4 FG, 5 PAT)	2012
	17	Alex Walls vs. Wyoming (4 FG, 5 PAT)	2002
	17	Fuad Reveiz vs. Memphis St. (5 FG, 2 PAT)	1982
	17	Alan Duncan vs. Kentucky (5 FG, 2 PAT)	1978

■ SEASON

1.	+130	Gene McEver (21 TD, 4 PAT)	1929
2.	*120	Reggie Cobb (20 TD)	1987
3.	115	D. Lincoln (21 FG, 52 PAT)	2007
4.	107	Greg Burke (19 FG, 50 PAT)	1990
5.	*104	Jeff Hall (19 FG, 47 PAT)	1998
6.	**102**	**Aaron Medley (20 FG, 42 PAT)**	**2014**
7.	*102	Carlos Reveiz (24 FG, 30 PAT)	1985
8.	101	Fuad Reveiz (27 FG, 20 PAT)	1982
9.	96	J. WIlhoit (18 FG, 42 PAT)	2006
	96	Tony Thompson (16 TD)	1990
11.	95	Jeff Hall (16 FG, 47 PAT)	1997
	95	Jeff Hall (16 FG, 47 PAT)	1995
	*95	J. Becksvoort (12 FG, 59 PAT)	1993

**SEC Champion; +NCAA Champion*

■ CAREER

1.	371	Jeff Hall (61 FG, 188 PAT)	1995-98
2.	325	James WIlhoit (59 FG, 148 PAT)	2003-06
3.	317	John Becksvoort (52 FG, 161 PAT)	1991-94
4.	314	Fuad Reveiz (71 FG, 101 PAT)	1981-84
5.	292	Alex Walls (53 FG, 133 PAT)	1997-2002
6.	287	Daniel Lincoln (51 FG, 134 PAT)	2007-10
7.	276	Gene McEver (44 TD, 12 PAT)	1928-31
8.	236	Stanley Morgan (39 TD, 1 PAT)	1973-76
9.	234	James Stewart (39 TD)	1991-94
10.	220	Michael Palardy (37 FG, 109 PAT)	2010-13
11.	203	George Hunt (32 FG, 107 PAT)	1969-71

KICKING

■ FIELD GOALS ATTEMPTED

SEASON

1.	31	Fuad Reveiz	1982
2.	29	Daniel Lincoln	2007
	29	Greg Burke	1990
4.	28	Carlos Reveiz	1985
5.	**26**	**Aaron Medley**	**2014**
	26	Fuad Reveiz	1983
7.	25	Jeff Hall	1995
8.	24	James Wilhoit	2003
	24	Jeff Hall	1998
10.	23	Fuad Reveiz	1984
11.	22	James Wilhoit	2006

CAREER

1.	95	Fuad Reveiz	1981-84
2.	89	Jeff Hall	1995-98
3.	82	James Wilhoit	2003-06
4.	75	John Becksvoort	1991-94
5.	74	Daniel Lincoln	2007-10
6.	68	Alex Walls	1999-2002
7.	61	Ricky Townsend	1972-74
8.	50	Michael Palardy	2010-13
9.	49	George Hunt	1969-71
10.	47	Carlos Reveiz	1984-86

■ FIELD GOALS MADE

GAME

1.	5	Alex Walls vs. Florida	2000
	5	Fuad Reveiz vs. Kentucky	1982
	5	Fuad Reveiz vs. Memphis St.	1982
	5	Alan Duncan vs. Kentucky	1978
5.	4	Many, last D. Brodus vs. Akron	2012

SEASON

1.	27	Fuad Reveiz	1982
2.	24	Carlos Reveiz	1985
3.	21	Daniel Lincoln	2007
4.	**20**	**Aaron Medley**	**2014**
5.	20	Fuad Reveiz	1984
6.	19	Jeff Hall	1998
	19	Greg Burke	1990
8.	18	James Wilhoit	2006
	18	Alex Walls	2000
10.	17	James Wilhoit	2003
	17	Fuad Reveiz	1983

■ CAREER

1.	71	Fuad Reveiz	1981-84
2.	61	Jeff Hall	1995-98
3.	59	James Wilhoit	2003-06
4.	53	Alex Walls	1999-2002
5.	52	John Becksvoort	1991-94
6.	51	Daniel Lincoln	2007-10
7.	37	Michael Palardy	2010-13
8.	34	Carlos Reveiz	1984-86
9.	33	Ricky Townsend	1972-74
10.	32	Greg Burke	1989-90
	32	George Hunt	1969-71

FIELD GOAL PCT.

■ SEASON (MIN. 10 MADE)

1.	.923	John Becksvoort (12-13)	1993
2.	.909	Daniel Lincoln (10-11)	2010
3.	.900	Alex Walls (18-20)	2000
4.	.871	Fuad Reveiz (27-31)	1982
5.	.870	Fuad Reveiz (20-23)	1984
6.	.867	Greg Burke (13-15)	1989
7.	.857	Carlos Reveiz (24-28)	1985
8.	.824	Michael Palardy (14-17)	2013
9.	.818	James Wilhoit (18-22)	2006
10.	.800	George Hunt (12-15)	1971

■ CAREER (MIN. 25 MADE)

1.	.779	Alex Walls (53-68)	1999-2002
2.	.747	Fuad Reveiz (71-95)	1981-84
3.	.740	Michael Palardy (37-50)	2010-13
4.	.727	Greg Burke (32-44)	1989-90
5.	.723	Carlos Reveiz (34-47)	1984-86
6.	.720	James Wilhoit (59-82)	2003-06
7.	.693	John Becksvoort (52-75)	1991-94
8.	.689	Daniel Lincoln (51-74)	2007-10
	.689	Alan Duncan (31-45)	1978-80
10.	.685	Jeff Hall (61-89)	1995-98
11.	.653	George Hunt (32-49)	1969-71

LONGEST FIELD GOALS

1.	60	Fuad Reveiz at Georgia Tech	1982
2.	57	Jimmy Gaylor at Kentucky	1977
3.	55	Carlos Reveiz vs. Georgia Tech	1985
	55	Fuad Reveiz vs. Kentucky	1982
	55	Alan Duncan at Georgia Tech	1980
6.	54	Fuad Reveiz vs. Memphis St.	1982
	54	Karl Kremser vs. Alabama	1968
8.	53	Jeff Hall vs. Oklahoma State	1995
	53	John Becksvoort vs. Arkansas	1992
	53	C. Reveiz vs. Texas-El Paso	1986
	53	Alan Duncan vs. Duke	1978
	53	George Shuford at Alabama	1961
	53	Buck Hatcher at Sewanee	1920
14.	52	Michael Palardy at Alabama	2011
	52	Fuad Reveiz at Mississippi	1982
	52	Fuad Reveiz vs. Memphis St.	1982
	52	Fuad Reveiz at LSU	1982
	52	Fuad Reveiz vs. Iowa State	1982
	52	Fuad Reveiz vs. Maryland*	1984
	52	Carlos Reveiz vs. W. Forest	1985
21.	51	Michael Palardy at Missouri	2013
	51	James Wilhoit vs. Florida	2006
	51	James Wilhoit at Georgia	2004
	51	James Wilhoit at Florida	2003
	51	A. Walls vs. LSU (SEC Champ)	2001
	51	Alex Walls vs. So. Carolina	1999
	51	John Becksvoort vs. La. Tech	1993
	51	Greg Burke vs. Alabama	1990
	51	Phil Reich vs. Auburn	1987
	51	Carlos Reveiz vs. Ga. Tech	1985
	51	George Hunt vs. Miss. St.	1971
	51	Fuad Reveiz at Memphis St.	1981
33.	50	James Wilhoit vs. Florida	2004
	50	Jeff Hallat Kentucky	1995
	50	John Becksvoort vs. Penn St.*	1994
	50	Fuad Reveiz vs. Kentucky	1982
	50	George Hunt at Auburn	1971

**Bowl Game*

YEAR-BY-YEAR LEADERS

Year	Name	TDs	FGs	PAT	Total
1950	Andy Kozar	11	0	0	66
1951	Herky Payne	14	0	0	84
1952	Andy Kozar	7	0	0	42
1953	Jimmy Wade	12	0	0	72
1954	Tom Tracy	4	0	7	31
1955	Johnny Majors	6	0	0	36
1956	Tommy Bronson	8	0	0	48
1957	Bobby Gordon	9	0	0	54
1958	Bill Majors	2	0	0	12
	Carl Smith	2	0	0	12
	Murray Armstrong	2	0	0	12
1959	Gene Etter	4	0	3	27
1960	Glenn Glass	8	0	0	48
1961	Mallon Faircloth	6	0	0	36
1962	George Shuford	0	3	16	25
1963	Hal Wantland	4	0	0	24
	Stan Mitchell	4	0	0	24
	Mallon Faircloth	4	0	0	24
1964	Hal Wantland	5	0	1	32
1965	David Leake	1	4	21	39
1966	Austin Denney	7	0	0	42
1967	Walter Chadwick	11	0	0	66
1968	Karl Kremser	0	6	28	46
1969	George Hunt	0	10	35	65
1970	George Hunt	0	10	42	72
1971	George Hunt	0	12	30	66
1972	Haskel Stanback	13	0	0	78
1973	Ricky Townsend	0	11	27	60
1974	Stanley Morgan	14	0	0	84
1975	Stanley Morgan	10	0	0	60
1976	Stanley Morgan	11	0	1	68
1977	Kelsey Finch	9	0	1	56
1978	Alan Duncan	0	13	26	65
1979	Alan Duncan	0	10	33	63
1980	Alan Duncan	0	8	28	52
1981	Fuad Reveiz	0	7	25	46
1982	Fuad Reveiz	0	27	20	101
1983	Fuad Reveiz	0	17	27	78
1984	Fuad Reveiz	0	20	29	89
1985	Carlos Reveiz	0	24	30	102
1986	William Howard	14	0	1	86
1987	Reggie Cobb	20	0	0	120
1988	Thomas Woods	6	0	0	36
	Chip McCallum	0	7	15	36
1989	Greg Burke	0	13	36	75
1990	Greg Burke	0	19	50	107
1991	John Becksvoort	0	15	28	73
1992	John Becksvoort	0	16	35	83
1993	John Becksvoort	0	12	59	95
1994	James Stewart	14	0	0	84
1995	Jeff Hall	0	16	47	95
1996	Jeff Hall	0	10	47	77
1997	Jeff Hall	0	16	47	95
1998	Jeff Hall	0	19	47	104
1999	Alex Walls	0	8	35	59
2000	Alex Walls	0	18	39	93
2001	Alex Walls	0	15	39	84
2002	Jabari Davis	10	0	0	60
2003	James Wilhoit	0	17	41	92
2004	James Wilhoit	0	10	44	74
2005	James Wilhoit	0	14	21	63
2006	James Wilhoit	0	18	42	96
2007	Daniel Lincoln	0	21	52	115
2008	Daniel Lincoln	0	10	22	52
2009	Montario Hardesty	14	0	0	84
2010	Tauren Poole	12	0	0	72
2011	Da'Rick Rogers	9	0	0	54
2012	Michael Palardy	0	9	37	64
2013	Michael Palardy	0	14	34	76
2014	Aaron Medley	0	20	42	102

PUNTING

■ INDIVIDUAL GAME

Punts—14, Craig Colquitt vs. Kentucky 1976

Average
- Min. 5 punts—53.0, Jimmy Colquitt vs. LSU 1982 and Auburn 1983 (both 5 punts for 265 yards)
- Min. 7 punts—51.7, Dustin Colquitt (South Carolina 2003;7 for 362 yards)

Longest Punt—100, A. H. Douglas vs. Clemson 1902
- (Modern)—81, Kent Elmore vs. Vandy 1988

■ INDIVIDUAL SEASON

Punts—80, Matt Darr, 2014

Yards—3,378, Matt Darr, 2014

Average per punt
- Min. 25 punts—46.9, Jimmy Colquitt 1982 (45 for 2,110 yards)
- Min. 50 punts—45.3, Dustin Colquitt 2003 (68 for 3,081 yards)

■ INDIVIDUAL CAREER

Punts—240, Dustin Colquitt 2001-04

Yards—10,216, Dustin Colquitt 2001-04

Average (Min. 75 Punts)—43.9, Jimmy Colquitt 1981-84 (201 for 8,816 yards)

PUNTING

■ MOST PUNTS

GAME

1.	14	Craig Colquitt vs. Kentucky	1976
2.	13	Herman Weaver vs. Georgia	1968
3.	12	Hal Littleford vs. N. Carolina	1948
4.	11	Jimmy Colquitt at Kentucky	1983
	11	Neil Clabo at Auburn	1974
	11	Neil Clabo vs. Auburn	1973

■ PUNTING AVERAGE

GAME (MIN. 5 PUNTS)

1.	53.0	Jimmy Colquitt vs. Auburn	1983
	53.0	Jimmy Colquitt at LSU	1982
3.	52.3	Chris Hogue vs. Nebraska*	1997
4.	52.0	Craig Colquitt vs. Oregon St.	1977
5.	51.7	Dustin Colquitt vs. So. Carolina	2003
6.	51.6	Tom Hutton vs. UCLA	1991
7.	51.2	Michael Palardy vs. Georgia	2013
8.	51.0	Jimmy Colquitt vs. Ga. Tech	1981

*Bowl Game

SEASON (MIN. 40 PUNTS)

1.	46.9	Jimmy Colquitt (46/2,156)	1982
2.	45.3	Dustin Colquitt (68/3,081)	2003
3.	45.0	Craig Colquitt (66/2,969)	1977
4.	44.9	B. Colquitt (46/2,066)	2006
5.	44.5	Michael Palardy (63/2,801)	2013
6.	44.3	Kent Elmore (41/1,818)	1988
7.	43.8	Jimmy Colquitt (58/2,543)	1981
8.	43.8+	Ron Widby (48/2,104)	1966
9.	43.6	D. Colquitt (65/2,833)	2002
	43.6	Neil Clabo (56/2,439)	1973
11.	43.4	B. Colquitt (42/1,821)	2008

+ NCAA statistical champion

CAREER

1.	43.9	J. Colquitt (201/8,816)	1981-84
2.	42.9	Michael Palardy (117/5,024)	2010-13
3.	42.569	B. Colquitt (209/8,897)	2005-08
4.	42.566	D. Colquitt (240/10,216)	2001-04
5.	42.5	C. Colquitt (204/8,662)	1975-77
6.	42.3	Ron Widby (142/6,002)	1964-66
7.	42.2	Kent Elmore (86/3,631)	1986-88
8.	41.72	Neil Clabo (179/7,468)	1972-74
9.	41.70	C. Cunningham (149/6,214)	2007-10
10.	40.71	Tom Hutton (180/7,329)	1991-94
11.	40.64	Matt Darr (132/5378)	2011-14
12.	40.63	D. Leaverton (180/7,313)	1997-2000

■ LONGEST PUNTS

1.	100^	A.H. Douglas vs. Clemson	1902
2.	81	Kent Elmore vs. Vanderbilt	1988
3.	79	Johnny Butler at Alabama	1940
	79	Ed Palmer at Alabama	1934
5.	78	Chris Hogue vs. Nebraska*	1997
	78	Neil Clabo at Kentucky	1973
7.	76	Hank Lauricella at Alabama	1951
	76	Beattie Feathers vs. Florida	1933
9.	75	Hank Lauricella vs. Ole Miss	1950
10.	74	Joey Chapman vs. Pacific	1990

CAREER PUNTING LEADERS

1. JIMMY COLQUITT, P (1981-84), KNOXVILLE

	No.	Yds.	Avg.
1981	58	2,543	43.8
1982	46	2,156	46.9
1983	58	2,437	42.0
1984	39	1,680	43.1
TOTALS	**201**	**8,816**	**43.9**
2. Michael Palardy, 2010-13	117	5,024	42.9
3. Britton Colquitt, 2005-08	209	8,897	42.569
4. Dustin Colquitt, 2001-04	240	10,216	42.566
5. Craig Colquitt, 1975-77	204	8,662	42.46
6. Ron Widby, 1964-66	142	6,002	42.26
7. Kent Elmore, 1986-88	86	3,631	42.22
8. Neil Clabo, 1972-74	179	7,468	41.72
9. Chad Cunningham 2007-10	149	6,214	41.70
10. Tom Hutton, 1991-94	180	7,329	40.71
11. Matt Darr, 2011-14	136	5,527	40.64
12. David Leaverton, 1997-2000	180	7,313	40.63

YEAR-BY-YEAR LEADERS

Year	Name	No.	Yds.	Avg.
1950	Hank Lauricella	63	2,292	36.4
1951	Hank Lauricella	43	1,494	34.7
1952	Pat Shires	54	1,911	35.4
1953	Jimmy Wade	36	1,115	30.9
1954	Bobby Brengle	30	1,275	42.5
1955	Johnny Majors	39	1,511	38.7
1956	Johnny Majors	26	1,119	43.0
1957	Bobby Gordon	40	1,707	42.7
1958	Bill Majors	49	1,739	35.5
1959	Gene Etter	38	1,592	41.9
1960	Bill Majors	30	1,166	38.9
1961	George Canale	32	1,195	37.3
1962	George Canale	53	2,218	41.8
1963	Jackie Cotton	29	995	34.3
1964	Ron Widby	74	3,042	41.1
1965	Jackie Cotton	43	1,526	35.5
1966	Ron Widby	38	2,104	+43.8
1967	Herman Weaver	54	2,080	38.5
1968	Herman Weaver	74	2,986	40.4
1969	Herman Weaver	53	2,197	41.2
1970	Bobby Majors	61	2,230	36.3
1971	Bobby Majors	67	2,549	38.0
1972	Neil Clabo	59	2,272	38.5
1973	Neil Clabo	56	2,439	43.6
1974	Neil Clabo	64	2,757	43.1
1975	Craig Colquitt	79	3,183	40.3
1976	Craig Colquitt	59	2,510	42.3
1977	Craig Colquitt	66	2,969	45.0
1978	Dale Schneitman	57	2,296	40.3
1979	John Warren	52	2,106	40.5
1980	John Warren	58	2,327	40.1
1981	Jimmy Colquitt	58	2,543	43.8
1982	Jimmy Colquitt	46	2,156	46.9
1983	Jimmy Colquitt	58	2,437	42.0
1984	Jimmy Colquitt	39	1,680	43.1
1985	Bob Garmon	53	2,074	39.1
1986	Bob Garmon	43	1,810	42.1
1987	Bob Garmon	35	1,440	41.1
1988	Kent Elmore	41	1,818	44.3
1989	Kent Elmore	43	1,727	40.2
1990	Joey Chapman	45	1,885	41.9
1991	Tom Hutton	32	1,341	41.9
1992	Tom Hutton	64	2,632	41.4
1993	Tom Hutton	40	1,584	39.2
1994	Tom Hutton	44	1,772	40.3
1995	Larry Binion	42	1,509	35.9
1996	Larry Binion	49	1,961	40.0
1997	Chris Hogue	42	1,665	39.4
1998	David Leaverton	56	2,178	38.9
1999	David Leaverton	57	2,427	42.6
2000	David Leaverton	59	2,415	40.9
2001	Dustin Colquitt	51	2,020	39.6
2002	Dustin Colquitt	65	2,833	43.6
2003	Dustin Colquitt	68	3,081	45.3
2004	Dustin Colquitt	56	2,282	40.8
2005	Britton Colquitt	59	2,431	41.2
2006	Britton Colquitt	46	2,066	44.9
2007	Britton Colquitt	62	2,579	41.6
2008	Britton Colquitt	42	1,821	43.4
2009	Chad Cunningham	55	2,313	42.1
2010	Chad Cunningham	66	2,791	42.3
2011	Matt Darr	40	1,525	38.1
2012	Michael Palardy	36	1,551	43.1
2013	Michael Palardy	63	2,801	44.5
2014	Matt Darr	80	3,378	42.2

+NCAA statistical champion.

PUNT RETURNS

■ INDIVIDUAL GAME

Punts returned—7, Jerry Smith (Auburn 1964); Bobby Majors (Georgia 1969 and South Carolina 1970); Eddie Brown (Wake Forest 1972); Terry Fair (Vanderbilt 1996 and Auburn 1997); Eric Parker (Vanderbilt 1999 and Syracuse 2001); Dennis Rogan (South Carolina 2008)

Yards returned—157, Terry Fair (Auburn 1997; 7 returns)

Average per return (min. 3 ret.)—45.0, Bert Rechichar (Washington & Lee 1950; 3 for 135)

Longest punt return—100, Bert Rechichar (Washington & Lee 1950)

Touchdowns by punt return—1, by many

■ INDIVIDUAL SEASON

Punts returned—42, Bobby Majors 1971; Eddie Brown 1972

Yards returned—457, Bobby Majors 1969

Average per return (min. 1.2 per game)—*25.9, Bill Blackstock 1951 (12 for 311 yards)

Touchdowns by punt return—2, Eddie Brown 1973; Bobby Majors 1969 & 1971; Stanley Morgan 1975; Terry Fair 1996

■ INDIVIDUAL CAREER

Punts returned—117, Bobby Majors 1969-71

Yards returned—1,163, Bobby Majors 1969-71

Average per return—
Min. 50 ret.—14.7, Bert Rechichar 1949-51 (55 for 808 yards)
Min. 100 ret.—9.9, Bobby Majors 1969-71 (117 for 1,163 yards)

Touchdowns by punt return—4, Bobby Majors 1969-71

PUNT RETURNS

■ MOST RETURNS

GAME

1.	7	Dennis Rogan at So. Carolina	2008
	7	Eric Parker vs. Syracuse	2001
	7	Eric Parker vs. Vanderbilt	1999
	7	Terry Fair vs. Auburn (SEC)	1997
	7	Terry Fair at Vanderbilt	1996
	7	Eddie Brown vs. Wake Forest	1972
	7	Bobby Majors at So. Carolina	1970
	7	Bobby Majors at Georgia	1969
	7	Jerry Smith at Auburn	1964

SEASON

1.	42	Eddie Brown	1972
	42	Bobby Majors	1971
3.	38	Bobby Majors	1970
4.	37	Bobby Majors	1969
5.	36	Hal Littleford	1948
6.	35	Eric Parker	2000
7.	31	Willie Gault	1981
	31	Eddie Brown	1973
9.	30	Shawn Summers	1992

CAREER

1.	117	Bobby Majors	1969-71
2.	103	Eric Parker	1998-2001
3.	84	Shawn Summers	1992-95
4.	79	Hal Littleford	1947-49
5.	78	Willie Gault	1979-82
6.	74	Stanley Morgan	1973-76
	74	Eddie Brown	1971-73
	74	Jerry Smith	1964-66
9.	67	Jonathan Hefney	2004-07
10.	60	Thomas Woods	1986-89
11.	55	Bert Rechichar	1949-50

■ RETURN YARDS

SEASON

1.	457	Bobby Majors	1969
2.	448	Hal Littleford	1948
3.	437	Bobby Majors	1971
4.	429	Eddie Brown	1972
5.	400	Terry Fair	1996
6.	387	Eric Parker	1999
7.	381	Dale Carter	1990
	381	Willie Gault	1981
9.	375	Stanley Morgan	1974
10.	359	Eddie Brown	1973
11.	352	Eric Parker	2000
12.	349	Bert Rechichar	1950
13.	342	Shawn Summers	1992
14.	311	Bill Blackstock	1951

CAREER

1.	1163	Bobby Majors	1969-71
2.	942	Shawn Summers	1992-95
3.	920	Eric Parker	1998-2001
4.	883	George Cafego	1937-39
5.	880	Hal Littleford	1947-49
6.	852	Stanley Morgan	1973-76
7.	808	Bert Rechichar	1949-51
8.	788	Eddie Brown	1971-73
9.	745	Terry Fair	1994-97
10.	659	Willie Gault	1979-82

■ RETURN AVERAGE

SEASON (MIN. 10 RETURNS)

1.	25.9+	Bill Blackstock	1951
2.	20.4+	Walter Slater	1941
3.	18.1	Nilo Silvan	1994
4.	17.6	George Canale	1960
5.	17.5	Bert Rechichar	1950
6.	15.1	Mark Jones	2003

+ NCAA statistical champion

CAREER (MIN. 30 RETURNS)

1.	14.7	Burt Rechichar	1949-51
2.	14.1	Terry Fair	1994-97
3.	13.2	Bobby Brengle	1952-54
4.	12.4	George Canale	1960-62
5.	12.2	Johnny Majors	1954-56

■ TOUCHDOWNS

SEASON

1.	2	Terry Fair	1996
	2	Stanley Morgan	1975
	2	Eddie Brown	1973
	2	Bobby Majors	1971
	2	Bobby Majors	1969

CAREER

1.	4	Bobby Majors	1969-71

■ LONGEST RETURNS

1.	100	Burt Rechichar vs. Wash. & Lee	1950
2.	90	Harold Payne vs. Duke	1949
3.	89	Roland James vs. Vanderbilt	1979
4.	86	Terry Fair vs. Arkansas	1996
	86	Terry Fair vs. UCLA	1996
	86	Bill Bonevs. Emory & Henry	1924
7.	85	Eddie Brown vs. Georgia	1973
	85	Buist Warren vs. Mississippi	1938
	85	George Canale vs. N. Carolina	1960
10.	82	T. Woods at Wash. State	1988
11.	81	C. Patterson at Vanderbilt	2012
12.	80	Bob Brengle vs. No Carolina	1954
13.	79	Johnny Majors vs. Chattanooga	1954
14.	78	Eddie Brown vs. Vanderbilt	1973
	78	Walter Slater vs. No. Carolina	1946
16.	77	Shawn Summers vs. Cincinnati	1992
17.	**76**	**Cameron Sutton at Vanderbilt**	**2014**

YEARLY LEADERS

Year	Name	Returns	Yds	Avg
1950	Bert Rechichar	20	349	17.5
1951	Bill Blackstock	12	311	25.9
1952	Bobby Brengle	24	241	10.0
1953	Jimmy Wade	18	235	13.0
1954	Bobby Brengle	14	192	13.7
1955	Johnny Majors	21	234	11.1
1956	Johnny Majors	10	86	8.6
1957	Bobby Gordon	22	231	10.5
1958	Bill Majors	15	108	7.2
1959	Bill Majors	22	175	8.0
1960	George Canale	10	176	17.6
1961	George Canale	14	108	7.8
1962	Mallon Faircloth	20	191	9.6
1963	Mallon Faircloth	12	136	11.3
1964	Jerry Smith	24	193	8.0
1965	Jerry Smith	27	262	9.7
1966	Jerry Smith	23	148	6.4
1967	Bill Baker	21	232	11.0
1968	Bill Baker	29	305	10.5
1969	Bobby Majors	37	457	12.1
1970	Bobby Majors	38	269	7.0
1971	Bobby Majors	42	437	10.1
1972	Eddie Brown	42	429	10.2
1973	Eddie Brown	31	359	11.6
1974	Stanley Morgan	29	375	12.9
1975	Stanley Morgan	20	284	14.2
1976	Stanley Morgan	25	193	7.7
1977	Jeff Moore	12	32	2.7
1978	Robert Malone	11	117	10.6
1979	Roland James	19	243	12.8
1980	Willie Gault	21	103	4.9
1981	Willie Gault	31	381	12.3
1982	Willie Gault	20	145	7.3
1983	Tim McGee	21	192	9.1
1984	Andre Creamer	12	117	9.8
1985	Andre Creamer	22	149	6.8
1986	Thomas Woods	18	203	11.3
1987	Andre Creamer	17	120	7.1
1988	Thomas Woods	18	185	10.3
1989	Thomas Woods	14	126	9.0
1990	Dale Carter	29	381	13.1
1991	Dale Carter	24	141	5.9
1992	Shawn Summers	30	342	11.4
1993	Shawn Summers	18	255	14.2
1994	Nilo Silvan	15	272	18.1
1995	Shawn Summers	18	171	9.5
1996	Terry Fair	29	400	13.8
1997	Terry Fair	19	272	14.3
1998	Eric Parker	17	116	6.8
1999	Eric Parker	41	387	9.4
2000	Eric Parker	35	352	10.1
2001	Rashad Baker	26	237	9.1
2002	Mark Jones	26	240	9.2
2003	Mark Jones	20	303	15.1
2004	Jonathan Hefney	23	115	5.0
2005	Jonathan Hefney	13	149	11.5
2006	Jonathan Hefney	17	206	12.1
2007	Dennis Rogan	17	165	9.7
2008	Gerald Jones	15	150	10.0
2009	Dennis Rogan	6	46	7.7
2010	Eric Gordon	6	39	6.5
2011	Devrin Young	8	94	11.8
2012	Devrin Young	16	155	9.7
2013	Devrin Young	8	63	7.9
2014	Cameron Sutton	14	158	11.3

+NCAA statistical champion

KICKOFF RETURNS

■ INDIVIDUAL GAME

Kickoffs returned—7, Willie Gault (Southern California 1981)

Yards returned—207, LaMarcus Coker (Florida 2007)

Longest kickoff return—100, Willie Gault (Pittsburgh 1980); Pete Panuska (Maryland 1984); Peerless Price (Alabama 1998); Leonard Scott (Georgia 1999)

Most TDs by kickoff return—1, set by several

■ INDIVIDUAL SEASON

Kickoffs returned—33, David Oku (2009)

Yards returned—863, David Oku (2009)

Average per return—
Min. 20 ret.—28.0, Cordarrelle Patterson 2012 (24 for 671 yards)
Min. 30 ret.—26.2, David Oku 2009 (33 for 863 yards)

Touchdowns by kickoff return—3, Willie Gault 1980

■ INDIVIDUAL CAREER

Kickoffs returned—78, Willie Gault 1979-82

Yards returned—1,854, Willie Gault 1979-82

Average per return—
Min. 12 ret.—32.6, George Cafego 1937-79 (12 for 391 yards)
Min. 30 ret.—25.7, Dale Carter 1990-91 (44 for 1,130 yards)
Min. 50 ret.—23.8, Willie Gault 1979-82 (78 for 1,854 yards)

Touchdowns by kickoff return—4, Willie Gault 1979-82

KICKOFF RETURNS

■ MOST RETURNS

GAME

1.	7	Willie Gault at Southern Cal	1981

SEASON

1.	33	David Oku	2009
2.	28	Dennis Rogan	2008
	28	Willie Gault	1981
4.	27	Devrin Young	2011
	27	Dale Carter	1991
	27	Ronald Davis	1992
	27	Leonard Scott	2000
8.	26	Carl Pickens	1989
	26	Corey Larkins	2002
10.	25	Leonard Scott	2001

CAREER

1.	78	Willie Gault	1979-82
2.	77	Leonard Scott	1999-2002
3.	63	Corey Larkins	2001-04
4.	54	Devrin Young	2011-Pres.
5.	49	David Oku	2009-10
6.	44	Dennis Rogan	2007-09
	44	Dale Carter	1990-91
8.	41	Gary Moore	1977-79
9.	37	Stanley Morgan	1973-76
	37	Anthony Morgan	1988-90
11.	35	Carl Pickens	1989-91
12.	30	LaMarcus Coker	2006-07
	30	Billy Williams	1993-94

■ RETURN YARDS

SEASON

1.	863	David Oku	2009
2.	698	Dennis Rogan	2008
3.	671	Cordarrelle Patterson	2012
4.	662	Willie Gault	1980
5.	636	Leonard Scott	2000
6.	628	Devrin Young	2011
7.	623	Dale Carter	1991
8.	611	Corey Larkins	2002
9.	606	Willie Gault	1981
10.	594	Carl Pickens	1989

CAREER

1.	1,854	Willie Gault	1979-82
2.	1,788	Leonard Scott	1999-2002
3.	1,543	Devrin Young	2011-14
4.	1,307	Corey Larkins	2001-04
5.	1,175	David Oku	2009-10
6.	1,133	Dennis Rogan	2007-09
7.	1,130	Dale Carter	1990-91
8.	996	Gary Moore	1977-79
9.	862	Anthony Morgan	1988-90
10.	777	Carl Pickens	1989-91
11.	763	Stanley Morgan	1973-76
12.	740	LaMarcus Coker	2006-07
13.	722	Billy Williams	1993-94
14.	671	Cordarrelle Patterson	2012
15.	639	Mark Levine	1995-97

■ RETURN AVERAGE

SEASON (MIN. 10 RETURNS)

1.	29.82+	Dale Carter	1990
2.	29.80+	Randall Morris	1983
3.	**29.5**	**Evan Berry**	**2014**
	29.5	Dennis Rogan	2007
5.	28.4	Billy Williams	1993
6.	28.0	Cordarrelle Patterson	2012
7.	27.8	Peerless Price	1998

+NCAA Statistical Champion

CAREER (MIN. 20 RETURNS)

1.	28.2	Mallon Faircloth	1961-63
2.	28.0	Cordarrelle Patterson	2012
3.	25.8	Dennis Rogan	2007-09
4.	25.7	Dale Carter	1990-91
5.	24.7	LaMarcus Coker	2006-07
6.	24.3	Gary Moore	1977-79

■ TOUCHDOWNS

SEASON

1.	3	Willie Gault	1980

CAREER

1.	4	Willie Gault	1979-82

■ LONGEST RETURNS

1.	100	Leonard Scott vs. Georgia	1999
	100	Peerless Price vs. Alabama	1998
	100	Pete Panuska vs. Maryland*	1984
	100	Willie Gault vs. Pittsburgh	1980
5.	98	Gene McEver at Alabama	1928
	98	Henry Krouse at No. Carolina	1934
	98	Gary Moore vs. Auburn	1979
	98	Cord. Patterson at Miss State	2012
9.	96	Willie Gault at LSU	1982
10.	94	Buddy Hackman vs. Wash. & Lee	1928
	94	Mallon Faircloth vs. Chattanooga	1963
	94	Willie Gault at Vanderbilt	1980
13.	93	Glenn Glass vs. Vaderbilt	1961
	93	Carl Pickens at LSU	1989
15.	92	Willie Gault vs. Kentucky	1980
16.	91	Dale Carter vs. Florida	1990
	91	Buster Stephensat Kentucky	1944
18.	90	Gene McEver vs. Centre	1929

**Bowl Game*

■ MISSED FG RETURN FOR TDS

GAME

1.	95*	J. Elmore vs. Carson-Newman	1926
2.	90^	Tyrone Hines vs. S. Carolina	1995
3.	85^	Floyd Miley vs. Notre Dame	1991

*-Short FG; ^-Blocked FG

YEARLY LEADERS

Year	Name	Returns	Yds	Avg
1950	Jimmy Hahn	7	165	23.6
1951	Hank Lauricella	6	116	19.3
1952	Ed Godzak	4	124	31.0
1953	Jimmy Wade	7	159	22.7
1954	Tom Tracy	5	99	19.8
1955	Johnny Majors	5	128	25.6
1956	Johnny Majors	6	135	22.5
1957	Bobby Gordon	9	271	30.1
1958	Bill Majors	10	252	25.2
1959	Bill Majors	6	135	22.5
1960	Gene Etter	6	146	24.3
1961	Glenn Glass	4	186	46.5
1962	Mallon Faircloth	9	230	24.4
1963	Mallon Faircloth	7	248	35.4
1964	Hal Wantland	10	224	22.4
1965	Walter Chadwick	10	228	22.8
1966	Richmond Flowers	7	151	21.6
1967	Richmond Flowers	8	173	21.6
1968	Lanny Pearce	9	206	22.9
1969	Richard Callaway	8	146	18.0
1970	Lester McClain	8	168	21.0
1971	Bobby Majors	8	245	30.1
1972	Haskel Stanback	7	109	15.6
1973	Stanley Morgan	14	309	22.1
1974	Paul Careathers	18	375	20.8
1975	Jeff Moore	19	333	17.5
1976	Stanley Morgan	6	136	22.7
1977	Gary Moore	14	376	26.9
1978	Robert Malone	15	293	19.5
1979	Gary Moore	17	363	21.4
1980	Willie Gault	24	662	27.6
1981	Willie Gault	28	606	21.6
1982	Willie Gault	23	549	23.9
1983	Randall Morris	15	447	29.8
1984	Wesley Pryor	9	201	22.3
1985	Pete Panuska	11	218	19.8
1986	Anthony Miller	24	522	21.7
1987	Reggie Cobb	16	326	20.4
1988	Anthony Morgan	24	580	24.2
1989	Carl Pickens	26	594	22.8
1990	Dale Carter	17	507	29.8
1991	Dale Carter	27	623	23.1
1992	Ronald Davis	27	579	21.4
1993	Billy Williams	13	369	28.4
1994	Billy Williams	17	353	20.8
1995	Shawn Summers	12	269	22.4
1996	Mark Levine	17	431	25.4
1997	Dwayne Goodrich	13	282	21.7
1998	Peerless Price	14	389	27.8
1999	Leonard Scott	20	540	27.0
2000	Leonard Scott	27	636	23.6
2001	Leonard Scott	25	552	20.9
2002	Corey Larkins	26	611	23.5
2003	Corey Larkins	19	387	20.4
2004	Corey Larkins	14	241	17.2
2005	Lucas Taylor	19	428	22.5
2006	LaMarcus Coker	9	180	20.0
2007	LaMarcus Coker	21	560	26.7
2008	Dennis Rogan	28	698	24.9
2009	David Oku	33	863	26.2
2010	David Oku	16	312	19.5
2011	Devrin Young	27	628	23.3
2012	Cordarrelle Patterson	24	671	28.0
2013	Devrin Young	19	493	25.9
2014	Evan Berry	14	413	29.5

+NCAA statistical champion

TOTAL KICK RETURNS (KICKOFF & PUNT)

■ INDIVIDUAL GAME

Total kicks returned—10, Willie Gault (Memphis State 1981)

Yards on punt & kickoff returns—210, Dale Carter (Kentucky 1990)

Average per return (min. 4 ret.)—48.8, Bobby Majors (Penn State 1971; 4 for 195)

Touchdowns by kick returns—1, many

■ INDIVIDUAL SEASON

Total kicks returned—59, Willie Gault 1981 (31 punt, 28 kickoff)

Yards on punt & kickoff returns—987, Willie Gault 1981

Touchdowns by kick return—3, Willie Gault 1980

Touchdowns by kick and punt return—Bobby Gordon, 1957; Cordarrelle Patterson, 2012

■ INDIVIDUAL CAREER

Total kicks returned—156, Willie Gault 1979-82 (78 punt, 78 kickoff)

Yards on punt & kickoff returns—2,513, Willie Gault 1979-82

Average per return—
Min. 60 ret.—23.3, Leonard Scott, 1999-2002 (77 for 1,788 yards)
Min. 100 ret.—16.1, Willie Gault, 1979-82 (156 for 2,513 yards)

Touchdowns by kick return—5, Willie Gault 1979-82

TOTAL RETURNS

■ MOST RETURNS

GAME

1. 10 Willie Gault at Memphis St. 1981

SEASON

1. 59 Willie Gault 1981

CAREER

1. 156 Willie Gault 1979-82

■ MOST RETURNS

GAME

1. 210 Dale Carter vs. Kentucky 1990

SEASON

1. 987 Willie Gault (381 PR, 606 KR) 1981
2. 888 Dale Carter (381 PR, 507 KR) 1990
3. 863 David Oku (863 KR) 2009
4. 772 C. Patterson (101 PR, 671 KR) 2012
5. 765 Willie Gault (103 PR, 662 KR) 1980
6. 764 Dale Carter (141 PR, 623 KR) 1991
7. 760 Dennis Rogan (62 PR, 698 KR) 2008
8. 722 Devrin Young (94 PR, 628 KR) 2011
9. 694 Willie Gault (145 PR, 549 KR) 1982
10. 682 Bobby Majors (437 PR, 245 KR) 1971

CAREER

1. 2,513 Willie Gault (659 PR, 1,854 KR) 1979-82
2. 1,855 Devrin Young (1,543 KR, 312 PR) 2011-14
3. 1,788 Leonard Scott (1,788 KR) 1999-2002
4. 1,652 Dale Carter (522 PR, 1,130 KR) 1990-91
5. 1,615 Stanley Morgan (852 PR, 763 KR) 1973-76
6. 1,530 Bobby Majors (1,163 PR, 367 KR) 1969-71
7. 1,406 Dennis Rogan (273 PR, 1,1133 KR) 2007-09
8. 1,308 Shawn Summers (942 PR, 366 KR) 1992-95
9. 1,307 Corey Larkins (1,307 KR) 2001-04
10. 1,274 George Cafego (883 PR, 391 KR) 1937-39

CAREER LEADERS

1. WILLIE GAULT, WR (1979-82), GRIFFIN, GA.

	Punts		KO		Total		
	No.	Yds.	No.	Yds.	No.	Yds.	Avg.
1979	6	30	3	37	9	67	7.4
1980	21	103	24	662	45	765	17.0
1981	31	381	28	606	59	987	16.7
1982	20	145	23	549	43	694	16.1
TOTALS	**78**	**659**	**78**	**1854**	**156**	**2,513**	**16.1**

	Punts		KO		Total		
Others	**No.**	**Yds.**	**No.**	**Yds.**	**No.**	**Yds.**	**Avg**
2. Devrin Young, 2011-14	32	312	67	1,543	99	1,855	18.7
3. Leonard Scott, 1999-2002	—	—	77	1,788	77	1,788	23.2
4. Dale Carter, 1990-91	53	522	44	1,130	97	1,652	17.0
5. Stanley Morgan, 1973-76	74	852	37	763	111	1,615	14.5
6. Bobby Majors, 1969-71	117	1,163	16	367	133	1,530	11.5
7. Dennis Rogan, 2007-09	36	273	44	1,133	80	1,406	17.6
8. Shawn Summers, 1992-95	84	942	16	366	100	1,308	13.1
9. Corey Larkins, 2001-04	—	—	63	1,307	63	1,307	20.7
10. George Cafego, 1937-39	64	883	12	391	76	1,274	16.8
11. Hal Littleford, 1947-49	79	880	14	310	93	1,190	12.8
12. Bert Rechichar, 1949-51	55	808	8	195	63	1,003	15.9
13. Thomas Woods, 1986-89	60	656	16	344	76	1,000	11.8

SINGLE-SEASON LEADERS

	Punts		KO		Total		
Name, Year	**No.**	**Yds.**	**No.**	**Yds.**	**No.**	**Yds.**	**Avg**
1. Willie Gault, 1981	31	381	28	606	59	987	16.7
2. Dale Carter, 1990	29	381	17	507	46	888	19.3
3. David Oku, 2009	—	—	33	863	33	863	26.2
4. Cordarrelle Patterson, 2012	4	101	24	671	28	772	28.0
5. Willie Gault, 1980	21	103	24	662	45	765	17.0
6. Dale Carter, 1991	24	141	27	623	51	764	15.0
7. Dennis Rogan, 2008	13	62	28	698	41	760	18.5
8. Devrin Young, 2011	8	94	27	628	35	722	20.6
9. Willie Gault, 1982	20	145	23	549	46	694	15.1
10. Bobby Majors, 1971	42	437	8	245	50	682	13.6
11. Corey Larkins, 2002	3	44	26	611	29	655	22.6

YEARLY LEADERS

Year	Name	PR	KOR	Total
1970	Bobby Majors	269	0	269
1971	Bobby Majors	437	245	682
1972	Eddie Brown	429	16	445
1973	Eddie Brown	359	43	402
1974	Stanley Morgan	375	255	630
1975	Stanley Morgan	284	63	347
1976	Stanley Morgan	193	136	329
1977	Gary Moore	0	376	376
1978	Robert Malone	117	293	410
1979	Gary Moore	0	363	363
1980	Willie Gault	103	662	765
1981	Willie Gault	381	606	987
1982	Willie Gault	145	549	694
1983	Randall Morris	0	477	477
1984	Wesley Pryor	0	201	201
1985	Pete Panuska	0	218	218
1986	Anthony Miller	0	522	522
1987	Terence Cleveland	14	329	343
1988	Anthony Morgan	0	580	580
1989	Carl Pickens	46	594	640
1990	Dale Carter	381	507	888
1991	Dale Carter	141	623	764
1992	Ronald Davis	0	579	579
1993	Billy Williams	15	369	384
1994	Nilo Silvan	272	340	612
1995	Shawn Summers	171	269	440
1996	Terry Fair	400	57	457
1997	Terry Fair	272	30	302
1998	Peerless Price	-3	389	386
1999	Leonard Scott	0	540	540
2000	Leonard Scott	0	636	636
2001	Leonard Scott	0	522	522
2002	Corey Larkins	44	611	655
2003	Corey Larkins	0	387	387
2004	Corey Larkins	1	241	242
2005	Lucas Taylor	80	428	508
2006	Jonathan Hefney	206	32	238
2007	LaMarcus Coker	0	560	560
2008	Dennis Rogan	62	698	760
2009	David Oku	0	863	863
2010	Eric Gordon	39	324	363
2011	Devrin Young	94	628	722
2012	Cordarrelle Patterson	101	671	772
2013	Devrin Young	63	493	556
2014	Evan Berry	0	413	413

DEFENSE

■ INDIVIDUAL GAME

Total Tackles—28, Tom Fisher vs. Auburn 1964 (21 solo, 7 assists)

Primary Tackles—21, Tom Fisher vs. Auburn 1964

Assists—17, A.J. Johnson at Miss State, 2012

Sacks—4, Reggie White vs. Citadel 1983

Fumbles Forced—3, Al Wilson vs. Florida 1998

Fumbles Recovered—2, by 12 players, most recent Eric Westmoreland vs. Wyoming 1999

■ INDIVIDUAL SEASON

Total Tackles—194, Andy Spiva 1976 (134 solo, 60 assists)

Primary Tackles—134, Andy Spiva 1976

Assists—90, Jamie Rotella 1972

Tackles for Loss—25, Leonard Little 1995 (14 TFLs, 11 sacks)

Tackles for Loss (Excluding Sacks)—14, Leonard Little 1995

Sacks—15, Reggie White 1983

Quarterback Pressures (from 1995)—21, Steve White 1995; Parys Haralson 2004

Fumbles Forced—7, Andy Spiva 1975

Fumbles Recovered—5, Greg Gaines 1980

■ INDIVIDUAL CAREER

Total Tackles—547, Andy Spiva 1973-76 (354 solo, 193 assists)

Primary Tackles—354, Andy Spiva 1973-76

Assists—207, A.J. Johnson, 2011-14

Tackles for Loss—53, Leonard Little 1995-97 (25 TFLs, 28 sacks)

Tackles for Loss (Excluding Sacks)—34, Eric Westmoreland 1996, 1998-2000

Sacks—32, Reggie White 1980-83

Quarterback Pressures (from 1995)—49, Will Overstreet 1998-2001

Fumbles Forced—14, Andy Spiva 1973-76

Fumbles Recovered—8, Conrad Graham 1970-72; Scott Galyon 1992-95

TOTAL TACKLES

■ GAME

1.	28	Tom Fisher at Auburn	1964
	25	Greg Jones vs. Vanderbilt	1977
	25	Greg Jones vs. Alabama	1976
	25	Andy Spiva vs. Vanderbilt	1975
5.	24	Kelly Ziegler at Boston Coll.	1987
	24	Lemont Holt Jeffers vs. Auburn	1981
	24	Andy Spiva vs. Kentucky	1976
8.	23	Keith DeLong vs. Alabama	1988
9.	22	Andy Spiva vs. Florida	1976
	22	Ray Nettles at Alabama	1971
11.	21	many, last:A.J. Johnson at Miss St.	2012

■ SEASON

1.	194	Andy Spiva	1976
2.	190	Jamie Rotella	1972
3.	182	Steve Poole	1974
4.	174	Ray Nettles	1971
5.	167	Carl Zander	1984
6.	165	Andy Spiva	1975
	165	Tom Fisher	1964
8.	163	Russ Williams	1975
	163	Andy Spiva	1974
10.	159	Keith DeLong	1988

■ CAREER

1.	547	Andy Spiva	1973-76
2.	425	A.J Johnson	2011-14
3.	413	Jamie Rotella	1970-72
4.	407	Earnest Fields	1987-91
5.	377	Greg Jones	1974-77
6.	358	Craig Puki	1975-79
7.	355	Jim Noonan	1976-80
8.	353	Kelly Ziegler	1983-87
9.	350	Rico McCoy	2006-09
	350	Dale Jones	1983-86
11.	349	Steve Poole	1973-75

SOLO TACKLES

■ GAME

1.	21	Tom Fisher at Auburn	1964
2.	19	Keith DeLong vs. Alabama	1988
	19	Greg Jones vs. Vanderbilt	1977
4.	18	Darryl Hardy at Alabama	1989
5.	17	Kelly Ziegler at Boston College	1987
	17	Greg Jones vs. Alabama	1976
7.	16	Lemont Holt Jeffers at Alabama	1981

■ SEASON

1.	134	Andy Spiva	1976
2.	118	Tom Fisher	1964
3.	117	Keith DeLong	1988
4.	111	Russ Williams	1975
	111	Steve Poole	1974
6.	110	Greg Jones	1976
7.	108	Andy Spiva	1974
	108	Ray Nettles	1971
9.	105	Art Reynolds	1973
10.	104	Jim Noonan	1977

■ CAREER

1.	354	Andy Spiva	1973-76
2.	269	Jamie Rotella	1970-72
3.	258	Earnest Fields	1987-91
4.	254	Kelly Ziegler	1983-87
5.	241	Jim Noonan	1976-80
6.	239	Craig Puki	1975-79
7.	233	Keith DeLong	1985-88
	233	Dale Jones	1983-86
9.	232	Jamie Rotella	1970-72
10.	227	Jonathan Hefney	2004-07
	227	Darryl Hardy	1988-91

ASSISTED TACKLES

■ GAME

1.	17	A.J. Johnson at Miss State	2012
2.	13	Lavoisier Fisher at Auburn	1984
	13	Alvin Toles vs. Mississippi	1983
	13	Carl Zander vs. Pittsburgh	1983
	13	Danny Jenkins vs. California	1977
6.	12	Mike Cofer at Georgia	1981

■ SEASON

1.	90	Jamie Rotella	1972
2.	76	Carl Johnson	1972
3.	75	A.J. Johnson	2012
4.	71	Steve Poole	1974
5.	70	Bobby Majors	1971
6.	67	David Campbell	1973
7.	66	Ray Nettles	1971
	66	John Wagster	1971
9.	65	Carl Zander	1984
	65	Andy Spiva	1975

■ CAREER

1.	207	A.J. Johnson	2011-14
2.	193	Andy Spiva	1973-76
3.	181	Jamie Rotella	1970-72
4.	163	Rico McCoy	2006-09
5.	149	Earnest Fields	1987-91
6.	147	Carl Zander	1981-84
7.	138	John Wagster	1970-72
8.	131	Steve Poole	1973-75
9.	126	Russ Williams	1974-77
10.	121	Ronnie McCartney	1973-75
11.	120	Lemont Holt Jeffers	1978-81

TACKLES FOR LOSS

■ SEASON

1.	25	Leonard Little (11s, 14tfl)	1995
2.	24	Reggie White (15s, 9tfl)	1983
3.	21	John Henderson (12s, 9tfl)	2000
	21	Todd Kelly (11s, 10 tfl)	1992
5.	**20.5**	**Derek Barnett (10s, 10.5tfl)**	**2014**
6.	19.5	Shaun Ellis (8.5s, 11tfl)	1999
7.	18.5	Jesse Mahelona (5s, 13.5tfl)	2004
8.	17.5	Anthony Sessions (9.5s, 8tfl)	2000
9.	16.5	Parys Haralson (8.5s, 8tfl)	2005
10.	16	Steve White (9s, 7.5tfl)	1995
11.	15.5	James Wilson (7.5s, 8tfl)	1993

■ CAREER

1.	53	Leonard Little (28 sacks, 25 tfl)	1995-97
2.	51	Reggie White (32 sacks, 19 tfl)	1980-83
3.	40	Eric Westmoreland (6 sacks, 34 TFL)	1996, 98-00
4.	39.5	Dale Jones (15.5 sacks, 24 TFL)	1983-86
5.	38.5	John Henderson (20.5 sacks, 18 TFL)	1998-2001
6.	36.5	Todd Kelly (22.5 sacks, 14 TFL)	1989-92

SACKS

■ GAME

1.	4.5	Corey Miller at Kentucky	2013
2.	4	Reggie White vs. Citadel*	1983
3.	**3**	**Derek Barnett at So. Carolina**	**2014**
	3	**Derek Barnett at Ole Miss**	**2014**
	3	Jerod Mayo vs. California	2006
	3	Kevin Simon vs. Marshall	2003
	3	Eric Westmoreland vs. Kentucky	2000
	3	John Henderson at Kentucky	1999
	3	Shaun Ellis vs. Wyoming	1999
	3	Darwin Walker vs. Wyoming	1999
	3	Corey Terry at Syracuse	1998
	3	Leonard Little at South Carolina	1996
	3	Leonard Little at Mississippi	1996
	3	Shane Bonham vs. Arkansas	1992
	3	Chuck Smith at Louisville	1991
	3	Mark Hovanic at Florida	1985
	3	Dennis Wolfe vs. TCU	1976
	3	David Page vs. Clemson	1974

**Neutral Site*

■ SEASON

1.	15	Reggie White	1983
2.	13.5	Jonathan Brown	1997
3.	12	John Henderson	2000
4.	**11**	**Curt Maggitt**	**2014**
	11	Leonard Little	1995
	11	Todd Kelly	1992
7.	**10**	**Derek Barnett**	**2014**
	10	Ronnie McCartney	1975

■ CAREER

1.	32	Reggie White	1980-83
2.	28	Leonard Little	1995-97
3.	25	Jonathan Brown	1994-97
4.	22.5	Todd Kelly	1989-92
5.	21	Parys Haralson	2002-05
6.	20.5	John Henderson	1998-2001

	20.5	James Wilson	1989-93
8.	20	Steve White	1992-95

QUARTERBACK PRESSURES (FROM 1995)

■ SEASON

1.	21	Parys Haralson	2004
	21	Steve White	1995
3.	20	Albert Haynesworth	2001
4.	18	Leonard Little	1995
5.	17	Omari Hand	2002
	17	Will Overstreet	2000
	17	Shane Burton	1995

■ CAREER

1.	49	Will Overstreet	1998-2001
2.	44	Parys Haralson	2002-05
3.	42	Leonard Little	1995-97
4.	38	Corey Terry	1996-98
5.	33	Darwin Walker	1997-99
6.	32	Shaun Ellis	1997-99
7.	31	Albert Haynesworth	1999-2001

INTERCEPTIONS

■ GAME

1.	3	Deon Grant vs. Auburn	1999
	3	P. Warren vs. Boston Col.	1988
	3	Chris White vs. UCLA	1985
	3	Tim Priest vs. Alabama	1970
	3	Bill Young at Rice	1968
	3	Albert Dorsey at Alabama	1967
	3	J.W. Sherrill at Kentucky	1949
	3	Bob Lund vs. North Carolina	1948

■ SEASON

1.	10	Bobby Majors	1970
2.	9+	Deon Grant	1999
	9+	Chris White	1985
	9	Tim Priest	1970
	9	Bill Young	1968
	9	J.W. Sherrill	1949
7.	7	Eric Berry	2008
	7	Roland James	1978
	7	Conrad Graham	1972
	7	Tim Priest	1969
	7	Mike Jones	1967
	7	Bert Rechichar	1950

+NCAA Statistical Champion

■ CAREER

1.	18	Tim Priest	1968-70
2.	16	Mike Jones	1967-69
3.	15	Conrad Graham	1970-72
	15	Bill Young	1966-69
5.	14	Eric Berry	2007-09
	14	Deon Grant	1997-99
7.	13	DeRon Jenkins	1992-95
	13	Charles Davis	1983-86
	13	Bobby Majors	1969-71
10.	12	Dwayne Goodrich	1996-99
	12	Terry Fair	1994-97

INTERCEPTION RETURN YARDAGE

■ SEASON

1.	265+	Eric Berry	2008
2.	222	Eric Berry	2007
3.	177	Bobby Majors	1970
4.	174	Tim Priest	1970
5.	168	Chris White	1985

+SEC Record

■ CAREER

1.	494+	Eric Berry	2007-09
2.	305	Tim Priest	1968-70
	305	Mike Jones	1967-69
4.	293	Conrad Graham	1970-72
5.	281	Jackie Walker	1969-71
6.	246	Deon Grant	1997-99
7.	244	Eddie Brown	1971-73
8.	236	Bobby Majors	1969-71

+SEC Record

INTERCEPTION TD RETURNS

■ GAME

1.	**1**	**Many, last Brian Randolph**	**2014**

■ SEASON

1.	3	Prentiss Waggner	2010
2.	2	Preston Warren	1988
	2	Jackie Walker	1971
	2	Jackie Walker	1970
	2	Jim Cartwright	1959
	2	Bud Sherrod	1949

■ CAREER

1.	5	Jackie Walker	1969-71

LONGEST INT. RETURNS

1.	100	Ray Martin vs. Louisville	1953
2.	99	Morris Vowell at Sewanee	1916
3.	96	Eric Berry at Florida	2007
	96	Art Reynolds at Memphis St.	1972
5.	90	Eric Gordon vs. Vanderbilt	2011
	90	Shaun Ellis at Auburn	1998
	90	Roland James vs. Mississippi	1978
8.	84	Roger Urbano vs. Maryland	1956
9.	83	Danny Jeffries vs. S. Carolina	1971
10.	79	Charles Vaughan vs. Vandy	1933
11.	78	Jabari Greer vs. Kansas St.*	2000

**Bowl Game*

FORCED FUMBLES

■ GAME

1.	3	Al Wilson vs. Florida	1998
2.	2	DeAngelo Willingham vs. So. Carolina	2007
	2	Parys Haralson at Ky.	2005
	2	B. Johnson vs. UNLV	2004
	2	Billy Ratliff at Alabama	1997
	2	Leonard Little at Ole Miss	1996
	2	Armandos Fisher vs. So. Carolina	1993
	2	Darrin Miller at Alabama	1985
	2	Charles Benton vs. Memphis St.	1984
	2	Carlton Peoples vs. Duke	1982

■ SEASON

1.	7	Andy Spiva	1975
2.	5	Rico McCoy	2009
	5	Corey Terry	1998
	5	Al Wilson	1998
	5	Dale Jones	1985
	5	Danny Spradlin	1980
	5	Steve Davis	1979

■ CAREER

1.	14	Andy Spiva	1973-76
2.	11	Dale Jones	1983-86
3.	10	Shon Walker	1988-91
	10	Jim Noonan	1976-80
	10	Russ Williams	1974-77

RECOVERED FUMBLES

■ GAME

1.	2	Eric Westmoreland vs. Wyo.	1999
	2	Raynoch Thompson at Fla.	1998
	2	John Emery vs. S. Carolina	1993
	2	Jason Parker vs. Georgia	1993
	2	Jason Parker vs. Kentucky	1992
	2	R. McKenzie vs. Memphis St.	1984
	2	Greg Gaines vs. Virginia	1980
	2	Greg Jones at Memphis St.	1976
	2	Eddy Powers at Mississippi	1975
	2	Randy Verner vs. Utah	1975
	2	Nick Carmichael at Kentucky	1973
	2	Jackie Walker at Kentucky	1971

■ SEASON

1.	5	Greg Gaines	1980
2.	4	Dwayne Goodrich	1996
	4	Scott Galyon	1994
	4	DeRon Jenkins	1993
	4	Jeremy Lincoln	1990
	4	Earnest Fields	1990
	4	Brian Ingram	1979
	4	Danny Jenkins	1977
	4	Conrad Graham	1970

■ CAREER

1.	8	Scott Galyon	1992-95
	8	Conrad Graham	1970-72
3.	7	Greg Jones	1974-77
4.	6	Dwayne Goodrich	1996-99
	6	Leonard Little	1995-97
	6	Jason Parker	1992-96
	6	Earnest Fields	1987-91
	6	Jeremy Lincoln	1987-90
	6	Bill Bates	1979-82
	6	Chris Wampler	1979-82
	6	Brian Ingram	1977-81
	6	Greg Gaines	1978-80

LONGEST FUMBLE RETURN FOR TD

1.	107*	John Caldwell at Sewanee	1905
2.	96	Darrin Miller vs. Iowa**	1987
3.	87	Carl Johnson at Kentucky	1981
4.	81	Julian Battle at Notre Dame	2001
5.	76	Conrad Graham vs. Penn State	1971
6.	75	Clarence McCollum vs. UNC	1908

**Field was 110 yards long.*
***Kickoff Classic V*

PASSES DEFENDED (SINCE 1976)

■ SEASON

1.	17	Jonathan Wade (13 PBU, 4 INT)	2006
	17	D. Grant (8 PBU, 9 INT)	1999
3.	**16**	**Cameron Sutton (13 PBU, 3 INT)**	**2014**
4.	15	Gibril Wilson (12 PBU, 3 INT)	2003
	15	Jabari Greer (14 PBU, 1 INT)	2002
	14	Roshaun Fellows (11 PBU, 3 INT)	2004
	14	Rashad Baker (10 PBU, 4 INT)	2001
	14	Terry Fair (9 PBU, 5 INT)	1997
9.	13	E. Berry (6 PBU, 7 INT)	2008
	13	J. Allen (11 PBU, 2 INT)	2003
	13	J. Greer (12 PBU, 1 INT)	2001

■ CAREER

1.	35	Jabari Greer (33 PBU, 2 INT)	2000-03
2.	34	Dwayne Goodrich (22 PBU, 12 INT)	1996-99
	34	Preston Warren (26 PBU, 8 INT)	1987-90
4.	32	Jonathan Hefney (22 PBU, 10 INT)	2004-07
	32	Rashad Baker (21 PBU, 11 INT)	2000-03
6.	31	Eric Berry (17 PBU, 14 INT)	2007-09
7.	30	Terry Fair (19 PBU, 11 INT)	1994-97
8.	28	Deon Grant (14 PBU, 14 INT)	1997-99
9.	**25**	**Cameron Sutton (20 PBU, 5 INT)**	**2013-Pres.**
10.	25	Jonathan Wade (19 PBU, 6 INT)	2002-06
11.	24	Prentiss Waggner (15 PBU, 9 INT)	2009-12
	24	Andre Lott (22 PBU, 2 INT)	1998-2001

CAREER TACKLES

1. ANDY SPIVA, LB (1973-76), CHAMBLEE, GA.

	T	AT	TT
1973	12	13	25
1974	108	55	163
1975	100	65	165
1976	134	60	194
TOTALS	**354**	**193**	**547**

2. A.J. JOHNSON, LB (2011-14), GAINESVILLE, GA.

	T	AT	TT
2011	37	43	80
2012	63	75	138
2013	60	46	106
2014	58	43	101
TOTALS	**218**	**207**	**425**

3. JAMIE ROTELLA, LB (1970-72), VERONA, N.J.

	T	AT	TT
1970	63	49	112
1971	69	42	111
1972	100	90	190
TOTALS	**232**	**181**	**413**

YEAR-BY-YEAR LEADERS

INTERCEPTIONS

Year	Name	No.	Per/g	Yds.
1950	Bert Rechichar	7	--	95
1951	Jimmy Wade	2	--	49
1952	Hugh Garner	2	--	43
1953	Bobby Brengle	2	--	64
1954	Pat Oleksiak	6	--	99
1955	Lon Herzbrun	3	--	36
1956	Bobby Urbano	2	--	92
1957	Bobby Gordon	2	--	12
1958	Ray Brann	2	--	40
1959	Jim Cartwright	4	--	118
1960	Bill Majors	2	--	78
1961	Mike Lucci	3	--	56
1962	Mallon Faircloth	5	--	59
1963	Hal Wantland	3	--	45
1964	Tom Fisher	3	--	35
1965	Bob Petrella	4	--	87
1966	Harold Stancell	3	--	33
1967	Mike Jones	7	--	150
1968	Bill Young	9	--	53
1969	Tim Priest	7	--	116
1970	Bobby Majors	10	0.91	177
1971	Conrad Graham	5	0.46	148
1972	Conrad Graham	7	0.64	72
1973	Eddie Brown	5	0.46	105
1974	Hank Walter	3	0.30	31
1975	Eddy Powers	4	0.40	43
1976	Thomas Rowsey	4	0.36	81
	Russ Williams	4	0.36	57
1977	Thomas Rowsey	3	0.33	31
1978	Roland James	7	0.70	126
1979	Danny Martin	5	0.45	39
1980	Danny Martin	2	0.18	26
	Greg Gaines	2	0.18	8
1981	Bill Bates	4	0.36	0
1982	Carlton Peoples	5	0.45	27
1983	Charles Davis	4	0.36	37
1984	Charles Davis	2	0.25	37
1985	Chris White	9+	0.82	168
1986	Charles Davis	4	0.40	97
1987	Kelly Ziegler	3	0.25	28
1988	Preston Warren	5	0.45	115
1989	Carl Pickens	4	0.36	50
1990	Dale Carter	5	0.42	106
1991	Dale Carter	4	0.36	37
1992	Jason Parker	4	0.36	55
1993	DeRon Jenkins	5	0.46	13
1994	Ronald Davis	2	0.28	0
1995	DeRon Jenkins	4	0.36	33
1996	Terry Fair	4	0.40	94
1997	Terry Fair	5	0.42	1
1998	Deon Grant	5	0.42	79
1999	Deon Grant	9+	0.82	167+
2000	Steven Marsh	2	0.18	17
2001	Rashad Baker	4	0.33	82
2002	Rashad Baker	3	0.45	0
2003	Gibril Wilson	3	0.30	1
2004	Corey Campbell	4	0.31	1
2005	Jonathan Hefney	3	0.27	63
2006	Jonathan Hefney	5	0.38	75
2007	Eric Berry	5	0.36	222
2008	Eric Berry	7	0.58	265
2009	Wes Brown	2	0.17	28
2010	Janzen Jackson	5	0.38	114
	Prentiss Waggner	5	0.38	73
2011	Austin Johnson	4	0.33	49
2012	Byron Moore	5	0.42	88
2013	Brian Randolph	4	0.33	79
2014	Justin Coleman	4	0.31	83

TACKLES

Year	Name	T	AT	TT
1970*	Jackie Walker	82	42	124
1971	Ray Nettles	108	66	174
1972	Jamie Rotella	100	90	190
1973	Art Reynolds	105	50	155
1974	Steve Poole	111	71	182
1975	Andy Spiva	100	65	165
1976	Andy Spiva	134	60	194
1977	Jim Noonan	104	46	150
1978	Craig Puki	88	43	131
1979	Craig Puki	87	35	122
1980	Danny Spradlin	67	58	125
1981	Lemont Holt Jeffers	70	63	133
1982	Joe Cofer	62	45	107
1983	Alvin Toles	72	63	135
1984	Carl Zander	102	65	167
1985	Kelly Ziegler	83	18	101
1986	Kelly Ziegler	61	38	99
1987	Keith DeLong	87	38	125
1988	Keith DeLong	117	42	159
1989	Darryl Hardy	85	25	110
1990	Earnest Fields	93	47	140
1991	Earnest Fields	74	42	116
1992	Reggie Ingram	59	26	85
	Ben Talley	53	32	85
1993	Ben Talley	56	31	87
1994	Scott Galyon	67	26	93
1995	Scott Galyon	62	29	91
1996	Tyrone Hines	78	32	110
1997	Leonard Little	59	28	87
1998	Raynoch Thompson	62	27	89
1999	Raynoch Thompson	51	36	87
2000	Eric Westmoreland	56	27	83
2001	Eddie Moore	58	23	81
2002	Keyon Whiteside	79	40	119
2003	Kevin Simon	79	36	115
2004	Jason Allen	88	35	123
2005	Kevin Simon	40	48	88
2006	Marvin Mitchell	77	27	104
2007	Jerod Mayo	80	60	140
2008	Ellix Wilson	47	42	89
2009	Rico McCoy	72	47	119
2010	Nick Reveiz	51	57	108
2011	Austin Johnson	41	40	81
2012	A.J. Johnson	63	75	138
2013	A.J. Johnson	60	46	106
2014	A.J. Johnson	58	43	101
	Jalen Reeves-Maybin	63	38	101

SACKS

Year	Name	Sacks	Yards
1975	Ron McCartney	10	89
1976	Dennis Wolfe	5	
1977	Danny Jenkins	5	
1978	Brad White	7	
1979	Brad White	7	
1980	Brad White	5	
1981	Reggie White	8	
1982	Reggie White	7	
1983	Reggie White	13	
1984	Dale Jones	4	
1985	Mark Hovanic	8	
1986	Mark Hovanic	6	
1987	Tracy Hayworth	7	
1988	Marion Hobby	4	36
	Tracy Hayworth	4.5	20
1989	Mark Moore	4.5	27
1990	Cory Bailey	5	23
	Todd Kelly	5	25
	Shazzon Bradley	5	24
1991	Chuck Smith	9	78
1992	Todd Kelly	11	90
1993	Horace Morris	8	58
1994	Steve White	7	40
1995	Leonard Little	11	63
1996	Leonard Little	8.5	45
1997	Jonathan Brown	13.5	111
1998	Darwin Walker	6	49
1999	Shaun Ellis	8.5	82
2000	John Henderson	12	86
2001	Will Oversteet	5	59
2002	Keyon Whiteside	5	26
2003	Parys Haralson	4.5	36
	Kevin Simon	4.5	34
2004	Parys Haralson	7	36
2005	Parys Haralson	8.5	58
2006	Jerod Mayo	5	40
2007	Robert Ayers	4	19
2008	Nevin McKenzie	5	30
2009	Chris Walker	6	43
2010	Malik Jackson	5	28
2011	Malik Jackson	2.5	13
2012	Darrington Sentimore	4	33
2013	Corey Miller	6.5	42
2014	Curt Maggitt	11	56

+NCAA statistical leader

** Defensive totals became official in 1970*

OFFENSE YEAR-BY-YEAR

Year	G	1st Downs	Total Off.	Total Points	Rush Att.	Rush Yds.	Rush TD	Pass Cmp.	Pass Att.	Pass Yds.	Pct.	Pass TD	Int.	Punts	Punt Avg.	Punt Ret. Yds.	KO Ret. Yds.
1950	11	148	3,289	335	--	2,710	31	39	106	579	36.8	11	10	70	35.9	561	--
1951	10	159	3,685	373	533	**3,068**	**40**	41	96	617	42.7	11	9	52	34.6	**800**	320
1952	10	153	2,809	259	544	2,318	25	33	85	491	38.8	11	6	68	35.2	505	253
1953	11	139	2,812	240	472	2,202	27	34	83	610	41.0	7	10	67	32.6	470	506
1954	10	104	2,308	105	452	2,035	11	25	86	273	29.1	3	16	65	37.4	408	415
1955	10	134	2,622	188	458	1,941	18	46	96	681	47.9	9	8	59	38.9	368	446
1956	10	151	3,093	286	454	2,273	30	54	100	820	54.0	7	6	64	40.5	266	322
1957	10	119	2,044	161	478	1,664	18	32	74	380	43.2	2	9	67	39.3	383	478
1958	10	77	1,340	77	384	854	7	46	87	486	52.9	3	5	94	37.3	166	544
1959	10	101	1,640	112	420	1,168	9	40	77	472	51.9	3	8	85	37.8	414	466
1960	10	106	2,248	209	398	1,806	17	36	85	442	42.4	7	8	63	40.3	444	554
1961	10	128	2,452	221	436	1,832	15	42	84	620	50.0	10	4	53	35.3	284	608
1962	10	129	2,490	179	407	1,687	14	52	133	804	39.1	8	9	58	41.8	294	564
1963	10	138	2,807	168	449	1,987	15	52	149	820	34.9	7	10	58	34.7	374	570
1964	10	85	1,520	80	377	839	6	53	115	681	46.1	2	8	77	39.8	256	463
1965	10	137	2,548	193	447	1,535	16	73	141	1,013	51.8	7	9	63	37.8	277	332
1966	10	183	3,245	222	429	1,431	10	143	247	1,814	52.0	19	8	49	43.4	229	352
1967	10	196	3,654	259	508	1,933	20	129	222	1,712	58.6	12	10	54	38.5	262	455
1968	10	191	3,400	248	506	1,539	15	160	294	1,861	54.0	18	9	74	40.4	481	455
1969	10	185	3,523	315	517	2,023	22	106	223	1,500	47.5	13	11	53	41.2	457	455
1970	11	237	4,361	336	563	2,365	22	142	318	1,996	44.6	18	18	61	36.3	295	444
1971	11	168	3,102	256	564	2,151	19	71	179	951	39.6	3	16	69	38.0	437	441
1972	11	189	3,444	273	536	2,146	21	105	187	1,298	56.2	9	10	61	38.4	448	351
1973	11	192	3,704	272	510	2,142	17	111	200	1,562	55.5	14	7	56	43.6	359	661
1974	11	182	3,628	204	574	2,260	18	93	171	1,368	54.4	6	6	64	43.1	375	640
1975	11	197	3,889	253	570	2,203	21	102	211	1,686	48.3	12	13	**79**	40.3	337	463
1976	11	208	3,655	237	**593**	2,388	28	83	166	1,267	50.0	4	8	60	41.5	193	444
1977	11	179	3,220	229	527	1,998	21	96	196	1,222	48.2	6	9	66	44.7	60	751
1978	11	203	3,951	251	540	2,281	22	123	233	1,670	52.8	7	14	60	38.4	238	678
1979	11	215	3,985	289	563	2,388	25	104	210	1,597	49.5	10	**20**	52	40.5	295	590
1980	11	187	3,229	256	527	1,888	21	101	196	1,341	51.5	9	14	58	40.1	146	729
1981	11	179	3,240	216	501	1,779	16	116	228	1,461	50.9	11	12	69	42.6	411	664
1982	11	189	3,626	259	437	1,577	12	178	303	2,049	58.7	12	15	58	45.1	150	712
1983	11	200	4,125	252	514	2,319	14	134	256	1,806	52.3	14	11	58	42.0	330	547
1984	11	240	4,418	300	482	2,261	19	173	283	2,157	61.1	14	10	42	41.8	286	469
1985	11	207	4,233	290	464	1,654	11	190	297	2,579	64.0	19	11	60	37.5	186	395
1986	11	217	4,067	272	470	1,823	21	170	266	2,244	63.9	11	7	48	41.8	372	784
1987	12	261	4,871	395	573	2,652	36	166	285	2,219	58.2	12	14	38	40.2	281	938
1988	11	218	3,815	212	453	1,480	11	206	340	2,335	60.6	13	11	53	42.2	207	892
1989	11	239	4,493	315	582	2,701	27	125	210	1,792	59.5	9	10	50	39.1	172	838
1990	12	242	4,933	442	507	2,468	33	193	339	2,465	56.9	16	17	50	41.4	455	1,023
1991	11	266	5,145	335	512	2,332	20	231	366	2,813	63.1	16	15	38	39.6	247	757
1992	11	206	4,272	309	527	2,352	25	148	259	1,947	57.1	11	4	65	41.0	410	674
1993	11	258	5,286	**471**	442	2,621	27	208	320	2,665	**65.0**	31	9	42	39.2	453	661
1994	11	242	4,560	318	537	2,543	25	164	271	2,017	60.5	15	11	45	39.4	455	783
1995	11	280	5,003	411	442	1,972	26	250	391	3,031	63.9	22	4	43	35.1	324	752
1996	11	247	4,780	389	396	1,384	24	255	399	3,396	63.9	20	12	49	40.0	520	697
1997	12	**300**	**5,794**	411	398	1,813	13	296	492	**3,981**	60.2	**37**	12	50	38.9	388	656
1998	12	234	4,786	408	517	2,536	27	157	275	2,250	57.1	27	7	57	38.6	208	779
1999	11	219	4,468	348	459	2,104	30	168	313	2,364	53.7	12	10	57	42.6	405	662
2000	11	223	4,105	359	439	1,790	20	212	354	2,315	59.9	21	11	61	40.4	452	926
2001	12	228	4,829	355	453	1,849	19	230	360	2,980	63.9	22	9	55	38.9	394	722
2002	13	243	4,592	296	517	1,957	19	218	356	2,635	61.2	14	7	68	42.4	435	855
2003	13	243	4,834	365	463	1,800	16	238	422	3,034	56.4	27	15	71	44.8	531	558
2004	13	276	5,193	278	320	2,418	21	210	376	2,775	55.9	27	15	59	40.5	200	511
2005	11	196	3,589	205	399	1,411	10	186	356	2,178	52.2	11	13	59	41.2	226	732
2006	13	249	4,842	362	382	1,404	17	265	415	3,438	63.9	24	11	47	44.7	239	594
2007	**14**	293	5,621	455	459	1,946	19	**333**	**534**	3,675	62.4	33	12	65	41.6	302	**1,462**
2008	12	172	3,225	208	409	1,475	14	153	309	1,750	49.5	8	9	69	40.9	212	1,037
2009	13	272	4,985	381	477	2,043	19	233	401	2,942	58.1	28	14	56	41.3	112	1,369
2010	13	231	4,729	351	408	1,420	14	238	419	3,309	56.8	26	15	70	42.1	73	1,141
2011	12	217	3,992	244	392	1,081	11	223	400	2,911	55.8	18	12	54	**46.8**	130	976
2012	12	289	5,711	434	413	1,924	18	285	477	3,787	59.7	35	14	56	40.7	261	1,046
2013	12	224	4,240	286	460	2,261	18	191	344	1,979	55.5	12	17	64	43.8	143	880
2014	13	277	4,817	376	524	1,903	20	281	453	2,914	62.0	23	14	80	42.2	213	817

DEFENSE YEAR-BY-YEAR

Year	G	1st Downs	Total Off.	Total Points	Rush Att.	Rush Yds	Rush TD	Pass Cmp.	Pass Att.	Pass Yds.	Pct.	Pass TD	Int.	Punt	Punt Avg.	Punt Ret. Yds.	KO Ret. Yds.
1950	11	144	2,360	**71**	--	1,611	7	70	168	749	41.0	3	23	83	38.2	190	--
1951	10	131	2,240	88	430	1,077	9	90	191	1,163	47.1	4	16	90	36.0	144	--
1952	10	**94**	**1,667**	63	462	1,136	6	**44**	**116**	**531**	**37.9**	3	10	92	34.7	197	995
1953	11	174	2,905	153	543	2,311	20	59	148	594	39.9	2	16	65	34.6	294	771
1954	10	157	2,918	164	498	2,017	11	60	132	901	45.5	11	13	59	35.2	314	593
1955	10	122	2,215	92	452	1,493	10	54	128	722	42.2	3	14	55	35.3	190	590
1956	10	134	2,426	75	487	1,628	10	69	164	798	42.1	**1**	14	66	35.7	315	902
1957	10	100	1,847	75	465	1,346	8	49	109	501	45.0	3	6	73	35.2	415	541
1958	10	131	2,495	122	482	1,717	13	57	129	778	44.2	3	8	75	34.2	364	**426**
1959	10	136	2,439	118	476	1,771	12	56	119	668	47.1	4	13	70	36.9	517	464
1960	10	129	2,178	79	477	1,640	7	58	130	538	44.6	2	14	66	34.3	355	836
1961	10	153	2,771	149	454	1,595	12	87	184	1,176	47.2	6	14	**51**	**32.9**	260	792
1962	10	146	2,848	134	413	1,427	7	115	232	1,421	49.6	9	16	54	36.3	356	731
1963	10	135	2,357	121	410	1,182	6	116	215	1,175	50.3	8	12	66	38.2	235	603
1964	10	129	2,173	121	441	1,143	10	89	169	1,030	52.7	3	9	68	38.5	277	505
1965	10	148	2,456	92	453	1,170	9	112	239	1,286	46.2	2	17	68	39.5	207	668
1966	10	124	2,099	87	400	1,153	5	76	186	946	40.5	3	16	68	39.7	252	609
1967	10	154	2,532	115	402	1,072	10	135	291	1,460	46.4	4	26	59	40.2	158	722
1968	10	148	2,577	110	371	933	6	139	347	1,644	40.0	7	23	80	40.7	218	720
1969	10	178	3,204	165	466	1,324	11	152	288	1,880	50.3	11	30	63	38.6	182	919
1970	11	168	2,935	103	428	972	6	174	358	1,963	48.6	4	**36**	77	37.4	**46**	1,074
1971	11	155	2,712	108	496	1,300	6	133	287	1,412	47.0	7	23	87	37.2	202	857
1972	11	142	2,539	83	525	1,635	6	85	213	904	39.9	4	21	79	38.4	261	710
1973	11	196	3,607	219	566	2,118	21	115	226	1,489	50.9	8	15	67	39.6	273	746
1974	11	205	3,858	178	587	2,503	15	106	193	1,355	54.9	8	11	69	37.4	231	740
1975	11	195	3,807	193	654	2,545	19	106	213	1,262	49.2	4	17	68	37.6	245	957
1976	11	211	3,778	162	601	2,451	17	87	178	1,327	48.2	5	16	52	39.1	239	596
1977	11	203	3,631	229	626	2,564	22	78	179	1,067	43.1	6	10	61	38.6	144	546
1978	11	183	3,622	209	545	2,190	18	103	213	1,432	48.4	7	14	72	39.2	181	531
1979	11	223	3,975	208	600	2,609	21	98	204	1,366	48.0	6	18	**51**	39.3	78	620
1980	11	183	3,371	189	537	1,875	17	110	215	1,496	51.1	4	12	67	38.0	122	718
1981	11	221	4,300	244	553	2,367	19	133	261	1,933	49.8	12	14	63	39.3	106	390
1982	11	244	4,573	211	537	2,234	14	166	304	2,339	54.6	10	16	55	40.2	178	634
1983	11	168	3,069	142	433	1,231	8	178	323	1,838	55.1	5	9	82	41.1	186	436
1984	11	207	4,004	248	526	2,256	19	133	251	1,748	53.0	11	11	51	43.8	98	836
1985	11	194	3,880	133	430	1,730	8	156	299	1,650	52.2	8	22	62	40.3	192	976
1986	11	197	3,801	235	546	2,553	22	99	203	1,248	48.8	7	13	51	40.9	269	1,140
1987	12	214	4,005	224	490	1,759	12	180	368	2,246	48.9	12	14	56	39.4	181	762
1988	11	216	4,336	286	439	1,921	20	184	308	2,415	59.7	16	11	54	39.7	227	600
1989	11	210	3,865	190	368	1,180	8	231	402	2,685	57.5	12	15	53	37.4	87	963
1990	12	201	3,791	198	522	2,054	9	163	336	1,737	48.5	12	24	72	38.9	359	1,204
1991	11	166	3,154	221	435	1,527	14	119	244	1,627	48.8	10	13	63	42.0	138	837
1992	11	186	3,429	173	460	1,516	8	137	250	1,913	54.8	12	11	73	41.6	335	939
1993	11	186	3,395	144	433	1,290	8	167	347	2,105	48.1	7	18	67	38.9	77	1,222
1994	11	193	3,667	185	429	1,627	12	174	309	2,040	56.3	8	9	63	40.6	125	824
1995	11	198	3,526	214	392	1,243	12	210	375	2,283	56.0	17	16	63	38.8	97	1,159
1996	11	145	2,602	157	423	1,168	4	134	285	1,434	47.0	12	14	82	42.0	142	1,069
1997	12	208	4,017	244	382	1,119	11	229	418	2,898	54.8	11	13	74	39.1	235	1,059
1998	12	203	3,636	173	420	1,127	5	213	406	2,509	52.5	12	16	68	40.6	283	969
1999	11	178	2,289	163	364	986	**3**	188	344	2,364	54.7	15	21	74	39.4	159	966
2000	11	212	3,239	212	**338**	**817**	7	196	366	2,422	53.6	17	9	76	37.9	176	926
2001	12	202	3,643	234	384	1,024	8	210	394	2,619	53.3	17	12	68	42.4	211	1,077
2002	13	210	3,703	227	491	1,672	12	170	349	2,031	48.7	9	12	71	42.3	294	803
2003	13	243	4,217	239	490	1,798	16	230	414	2,419	55.6	10	15	84	38.1	420	807
2004	13	255	4,633	295	451	1,560	15	254	418	3,073	60.8	19	16	71	41.4	88	767
2005	11	183	3,280	205	356	906	8	218	364	2,373	59.9	9	9	62	40.4	332	449
2006	13	231	4,258	254	469	1,907	12	190	331	2,351	57.4	16	16	56	40.6	254	657
2007	**14**	300	5,646	382	454	2,305	15	291	491	3,341	59.3	25	16	67	40.9	236	1,629
2008	12	195	3,162	201	444	1,237	6	186	332	1,925	56.0	8	17	64	41.3	251	820
2009	13	230	4,144	289	459	1,944	20	220	393	2,200	56.0	5	10	61	43.3	267	1,450
2010	13	255	4,968	326	474	1,983	23	252	439	2,985	57.4	14	18	64	43.5	220	1,158
2011	12	207	4,086	271	445	1,952	17	178	307	2,134	58.0	14	9	57	42.0	143	724
2012	12	268	5,657	428	477	2,267	25	272	446	3,390	61.0	26	12	60	44.1	133	949
2013	12	255	5,021	348	473	2,488	25	200	354	2,533	56.5	18	14	58	40.0	218	1,017
2014	13	244	4,740	315	515	2,189	23	201	377	2,551	53.3	16	16	84	41.1	71	1,016

SEASON-BY-SEASON SPECIALTY DEFENSE

FUMBLE RECOVERIES

29-1950
25-1954
24-1979, 1952
23- 1980, 1955, 1951
22-1985, 1953
21- 1990, 1971, 1970, 1956
19- 1998, 1969, 1968, 1949, 1948
18- 1977, 1974, 1961
17- 1982, 1975, 1962, 1959
16- 1994, 1993, 1960, 1958
15- 1996, 1991, 1972, 1963
14- 2009, 2000, 1976
13- 2002, 1992, 1966, 1964, 1947
12- 2004, 1987, 1984, 1981, 1973, 1957, 1946
11- 2013, 2005, 1997, 1967, 1965
10- 2010, 2001, 1988
9- 2011, 2007
8- 2014, 1989
7- 2003, 1999, 1995
6- 1978
5- 2012, 1983
4- 2006, 1986
3- 2008

FORCED FUMBLES

29- 1979
27- 1980
24- 1975
23- 1998
22- 1997, 1976, 1971
20- 1994
19- 2014, 1990
18- 2009, 1985
17- 2005
16- 1995, 1992, 1977
15- 2004, 1982, 1981, 1972
14- 1996, 1993, 1991, 1974
13- 2002, 1970
12- 2000
11- 2007, 2003, 2001, 1999, 1989, 1987, 1984
10- 1973
9-2011, 2010
8- 2013, 1988, 1978
6- 2012, 2008, 1986
3- 1983

INTERCEPTIONS

36- 1970
30- 1969
28- 1967
26- 1949
25- 1971
24- 1990
23- 1968, 1950
22- 1985
21- 1999, 1972
20- 1951
19- 1966, 1965, 1946
18- 2010, 1993, 1979
17- 2008, 1975
16- 2014, 2007, 2006, 2004, 1998, 1995, 1982, 1976, 1962, 1954, 1953
15- 2003, 1989, 1973
14- 2013, 1996, 1987, 1981, 1978, 1956, 1955
13- 1997, 1991, 1986, 1960, 1959
12- 2012, 2002, 2001, 1980, 1963, 1961, 1948
11- 1992, 1988, 1984, 1974, 1947
10- 2009, 1977
9- 2011, 2005, 2000, 1994, 1983, 1964, 1952
7- 1958
6- 1957

PASS BREAK-UPS

72- 2001
66- 2003, 2002
64- 2000
60- 1998, 1987
57- 2005, 1999
56- 1997
55- 1990
53- 1989
52- 2013
51- 1995
50- 2007
46- 1993
45- 2009, 2004
44- 1996
43- 2014, 2010
42- 2006
37- 1994
36- 2008
35- 2012, 1985
33- 1991
32- 1988
29- 1977
27- 2011
25- 1978
22- 1992
21- 1984
20- 1986
19- 1983
16- 1979, 1976
11- 1982
9- 1981
6- 1980

TACKLES FOR LOSS

(Sacks not included)

83- 1996
74- 1998
71- 2006
69- 1976
68- 1999
65- 2013
64- 2003, 2000
59- 2004
58- 1995
57- 1993
56- 2014, 2012, 2008
55- 1997
54- 2005, 1992
52- 2010, 2007, 1994
51- 2011, 2002, 1990
50- 2009, 2001
48- 1991
46- 1975
45- 1983
41- 1970
39- 1989, 1971
36- 1980
35- 1982
33- 1981
31- 1973, 1972
29- 1988
27- 1974
25- 1987
23- 1984
22- 1986
21- 1985

QUARTERBACK SACKS

50- 2000
47- 1997
42- 1999, 1995
40- 1992
39- 1991
38- 1993, 1970
35- 2014
34- 2001
33- 2005, 2004
31- 1998
30- 1996, 1994, 1990, 1983
29- 2002
28- 2003
26- 2010, 1979, 1973
25- 1987, 1985, 1971
24- 2007, 1989
23- 2008, 1974
22- 1981
21- 2009, 1986, 1978
18- 2013, 1972
17- 2012, 2006, 1977
16- 2011, 1982, 1980, 1975
14- 1988, 1984, 1976

QUARTERBACK PRESSURES

108- 1998
98- 1997
84- 2000, 1995
80- 2004, 2001
79- 1999
76- 1996
63- 2005
62- 2003
57- 2006
53- 2002
49- 2008
45- 2012
44- 2010
37- 2009
36- 2014, 2011
35- 2013
33- 2007

OPPONENT RECORDS

INDIVIDUAL SINGLE-GAME RECORDS

(SINCE 1946)

■ RUSHING

Attempts—40, Shaud Williams, Alabama 2003

Yards—217, Bobby Humphrey, Alabama 1986; Mike Pritchard, Colorado 1990

Touchdowns—4, Marcus Allen, Southern California 1981

Longest Gain—88, Charlie McCullers, Tampa 1960

Three Players Rushing for 100 Yards—Paul Hofer (119), James Reed (115) and Michael Sweet (103), Mississippi 1975

■ PASSING

Attempts—62, Andre Woodson, Kentucky 2007

Completions—39, Andre Woodson, Kentucky 2007

Interceptions—6, Archie Manning, Mississippi 1968

Completion Percentage—81.8, Barry Lunney, Arkansas 1995 (22-of-27)

Yards—476, Tim Couch, Kentucky 1997

Touchdown Passes—6, Andre Woodson, Kentucky 2007; Danny Wuerffel, Florida 1995

Longest Gain—92, Matt Jones to Richard Smith, Arkansas 2002

■ TOTAL OFFENSE

Plays (Rushing and Passing)—72, Andre Woodson, Kentucky 2007

Yards (Rushing and Passing)—521, Whit Taylor, Vanderbilt 1981

■ RECEIVING

Receptions—15, Eric Moulds, Mississippi State 1995; 14, Kenny McKinley, South Carolina, 2007, Earl Bennett, Vanderbilt 2005

Yards—233, Pharoh Cooper, South Carolina, 2014

Touchdowns—4, Ike Hilliard, Florida 1995

Yards per Reception (Min. 5)—37.0 Clarence Sevillian, Vanderbilt 1992 (6 for 222)

■ PUNTING

Punts—19, Johnny Cain, Alabama 1932

Punts (Modern)—13, Roger Pruett, Auburn 1973

Yards—914, Johnny Cain, Alabama 1932

Yards (Modern)—520, Bill Marinangel, Vanderbilt 1995

Average—56.5, Bill Hawk, Kentucky 1991 (6 for 339)

Longest Punt—78, Marcus Jenkins, Kentucky 1983

■ PUNT RETURNS

Returns—9, Mike Siganos, Kentucky 1976

Yards—127, Chris Davis, Auburn, 2013

Longest Return—90, Jake Scott, Georgia 1968

■ KICKOFF RETURNS

Returns—9, Hubert Loudermilk, Arkansas 1996

Yards—200, Eric Booth, Southern Mississippi 1997

Longest Return—100, Mickey Cureton, UCLA 1968; Sammy Grezaffi, LSU 1967; Greg Boone, Duke 1982; Leroy Gallman, Duke 1993; Nathan Jones, Rutgers 2002

■ INTERCEPTIONS

Interceptions—4, Junior Rosegreen, Auburn 2004

Yards—128, Archibald Barnes, Vanderbilt 2011

Longest Return—100, Archibald Barnes, Vanderbilt 2011; Louis Guy, Mississippi 1962

■ SCORING

Touchdowns—4, Marcus Allen, Southern California 1981; Ike Hilliard, Florida 1995

Field Goals Attempted—6, Jess Atkinson, Maryland 1983; Brennan O'Donohoe, Arkansas 2002

Field Goals Made—5, Jess Atkinson, Maryland 1983

Longest Field Goal Made—55, Win Lyle, Auburn 1987

Blocked Extra-Point Return—1, Tony Bennett, Mississippi 1988 (92-yard return); Quinton Reese, Auburn 1997 (95-yard return)

Longest Fumble Return—92, Sean Jones, Georgia 2003

TEAM SINGLE-GAME RECORDS

(SINCE 1946)

■ RUSHING

Attempts—79, Georgia Tech 1949

Yards—457, Alabama 1986

Touchdowns—6, Mississippi 1977; Mississippi 1979; Alabama 1986; Nebraska 1997

■ PASSING

Attempts—63, Georgia Tech 1968

Fewest Attempts—0, Georgia Tech 1977

Completions—39, Kentucky 2007

Interceptions—8, Alabama 1970

Yards—496, Troy 2012

Touchdowns—6, Kentucky 2007; Florida 1995

■ TOTAL OFFENSE

Plays (Rushing and Passing)—110, Kentucky 2007

Yards (Rushing and Passing)—721, Troy 2012

■ PUNTING

Punts—17, LSU 1942

Punts (Modern)—15, Duke 1946

Yards—520, Vanderbilt 1995

■ PUNT RETURNS

Returns—10, Alabama 1946; Kentucky 1976

Yards—152, Mississippi State 1998 (SEC Championship)

■ KICKOFF RETURNS

Returns—12, Tennessee Tech 1951

Yards—220, Mississippi State 2003

■ INTERCEPTIONS

Interceptions—5, Duke 1949; Auburn 2004

Yards—141, Alabama 1954

■ TURNOVERS

Turnovers—12 Kentucky 1950 (4 int., 8 fumbles)

Turnovers on Consecutive Plays — 4 Western Kentucky 2013 (int, fumble, fumble, int) NCAA Record

Fumbles—9, Kentucky 1950; Mississippi State 1955

Fumbles Lost—8, Kentucky 1950

■ MISCELLANEOUS

First Downs—37, Kentucky 2007

First Downs, Rushing—25, Alabama 1986

First Downs, Passing—27, Kentucky 2007

Penalties—17, Boston College 1988

Penalty Yards—165, Boston College 1988

Field Goals Attempted—7, Arkansas 2002

Field Goals Made—5, Maryland 1983

INDIVIDUAL SINGLE-GAME LEADERS

(SINCE 1946)

■ RUSHING

1.	217	Mike Pritchard, Colorado 1990
	217	Bobby Humphrey, Alabama 1986
3.	216	Floyd Little, Syracuse 1966 (Gator)
4.	214	Nick Marshall (QB), Auburn 2013
5.	211	Marcus Allen, Southern California 1981
6.	208	Todd Gurley, Georgia, 2014
7.	207	Brent Fullwood, Auburn 1986
8.	206	Ahman Green, Nebraska 1998 (Orange)
9.	196	Rodney Hampton, Georgia 1988
10.	194	Gaston Green, UCLA 1985
11.	185	Carnell Williams, Auburn 2003
12.	184	Marcus Lattimore, South Carolina 2010
	184	Dennis Riddle, Alabama 1996
14.	181	Darren McFadden, Arkansas 2006

■ PASSING

1.	476	Tim Couch, Kentucky 1997
2.	464	Whit Taylor, Vanderbilt 1981
3.	456	Marcus Mariota, Oregon 2013
4.	438	Tommy Hodson, LSU 1989
5.	430	Andre Woodson, Kentucky 2007
6.	406	Jared Lorenzen, Kentucky 2001
7.	401	Eric Zeier, Georgia 1994
8.	400	Cade McNown, UCLA 1997
9.	394	David Jaynes, Kansas 1973
10.	393	Corey Robinson, Troy 2012
11.	391	Whit Taylor, Vanderbilt 1982
12.	381	Kent Austin, Mississippi 1982
	381	Danny Wuerffel, Florida 1995
14.	379	Gary Hollingsworth, Alabama 1989
15.	374	Jason Campbell, Auburn 2004 (SEC Championship)
16.	373	Bryan Ellis, UAB 2010
17.	368	Stan White, Auburn 1990

■ RECEIVING

1.	233	Pharoh Cooper, South Carolina, 2014
2.	224	Amari Cooper, Alabama, 2014
3.	222	Clarence Sevillian, Vanderbilt 1992
4.	221	Julio Jones, Alabama 2010
5.	204	Vernon Wells, TCU 1976
6.	185	D.J. Hall, Alabama 2007
	185	Jacquez Green, Florida 1997
8.	183	Eric Moulds, Mississippi State 1995
9.	177	Allama Mathews, Vanderbilt 1981
10.	176	Travis McGriff, Florida 1998
11.	172	Anthony Lucas, Arkansas 1998
12.	170	Dee Smith, Kentucky 1987
13.	168	Dave Moritz, Iowa 1982
14.	167	Earl Bennett, Vanderbilt 2005
15.	162	Armari Cooper, Alabama, 2012
16.	161	Darrell Jackson, Florida 1999

SINGLE-GAME RECORDS

■ TEAM RUSHING

1.	457	Alabama 1986
2.	444	Auburn 2013
3.	433	Mississippi 1977
4.	425	Auburn 1984
5.	417	Mississippi 1975
6.	414	Georgia 1988
7.	409	Nebraska 1997*
8.	403	Southern California 1981

■ TEAM PASSING YARDS

1.	496	Troy 2012
2.	476	Kentucky 1997
3.	471	Oregon 2013
4.	464	Vanderbilt 1981
5.	440	Kentucky 1969
6.	438	LSU 1989
7.	430	Kentucky 2007
8.	429	UAB 2010
9.	409	Florida 1998
10.	401	Georgia 1994
11.	400	UCLA 1997

■ TEAM PASSING ATTEMPTS

1.	63	Georgia Tech 1968
2.	62	Kentucky 2007
3.	60	Troy 2012
	60	UAB 2010
	60	Kansas 1973
6.	58	Kentucky 1998
	58	Auburn 1990
8.	53	Kentucky 2001
	53	Florida 2001
	53	Duke 1989
	53	Vanderbilt 1981
12.	51	Alabama 1970

■ TEAM PASSING COMPLETIONS

1.	39	Kentucky 2007
2.	38	Troy 2012
3.	37	Duke 1989
	37	Mississippi 1982
5.	35	Kentucky 1998
	35	Kentucky 1997
	35	Kansas 1973
8.	34	South Carolina 2007
	34	Kentucky 2001
	34	Florida 2001
	34	South Carolina 2004
12.	32	Alabama 2007
	32	Kentucky 1999
	32	Alabama 1989
	32	Alabama 1969
16.	31	Florida 1998
	31	LSU 1989

■ TEAM TOTAL OFFENSE

1.	721	Troy 2012
2.	687	Oregon 2013
3.	634	Kentucky 1997
4.	625	South Carolina, 2014
5.	618	Washington State 1988
6.	587	Vanderbilt 1981
7.	584	Florida 1995
8.	569	Georgia 1992
9.	564	Kentucky 2007
10.	562	Alabama 1981
11.	560	Georgia 2012
12.	559	Auburn 2004 (SEC Championship)
13.	557	Georgia 1981
14.	555	Florida 2012
15.	554	Florida 2007

■ TEAM TOTAL OFFENSIVE PLAYS

1.	110	Kentucky 2007
2.	99	Alabama 2003
	99	Auburn 1990
	99	Troy 2012
5.	97	Alabama 1989
6.	94	Auburn 1984
	94	Kansas 1973
	94	Georgia Tech 1968

BOWL GAME-BY-GAME HISTORY

1939 ORANGE BOWL
vs. Oklahoma (W) 17-0

1940 ROSE BOWL
vs. Southern California (L) 0-14

1941 SUGAR BOWL
vs. Boston College (L) 13-19

1943 SUGAR BOWL
vs. Tulsa (W) 14-7

1945 ROSE BOWL
vs. Southern California (L) 0-25

1947 ORANGE BOWL
vs. Rice (L) 0-8

1951 COTTON BOWL
vs. Texas (W) 20-14
Andy Kozar (RB) Outstanding Back
Bud Sherrod (End) Outstanding Lineman

1952 SUGAR BOWL
vs. Maryland (L) 13-28

1953 COTTON BOWL
vs. Texas (L) 0-16

1957 SUGAR BOWL
vs. Baylor (L) 7-13

1957 GATOR BOWL
vs. Texas A&M (W) 3-0
Bobby Gordon (RB) Most Outstanding Player

1965 BLUEBONNET BOWL
vs. Tulsa (W) 27-6
Dewey Warren (QB) Offensive MVP
Frank Emanuel (LB) Defensive MVP

1966 GATOR BOWL
vs. Syracuse (W) 18-12
Dewey Warren (QB) Most Outstanding Player

1968 ORANGE BOWL
vs. Oklahoma (L) 24-26

1969 COTTON BOWL
vs. Texas (L) 13-36

1969 GATOR BOWL
vs. Florida (L) 13-14
Curt Watson (RB) Most Outstanding Player

1971 SUGAR BOWL
vs. Air Force (W) 34-13
Bobby Scott (QB) Most Outstanding Player

1971 LIBERTY BOWL
vs. Arkansas (W) 14-13

1972 BLUEBONNET BOWL
vs. Louisiana State (W) 24-17
Condredge Holloway (QB) Offensive MVP
Carl Johnson (DE) Defensive MVP

1973 GATOR BOWL
vs. Texas Tech (L) 19-28
Haskel Stanback (RB) Most Outstanding Player

1974 LIBERTY BOWL
vs. Maryland (W) 7-3
Mike Gayles (RB) Outstanding Offensive Player

1979 BLUEBONNET BOWL
vs. Purdue (L) 22-27
Roland James (DB) Defensive MVP

1981 GARDEN STATE BOWL
vs. Wisconsin (W) 28-21
Steve Alatorre (QB) MVP

1982 PEACH BOWL
vs. Iowa (L) 22-28
Alan Cockrell (QB) MVP

1983 FLORIDA CITRUS BOWL
vs. Maryland (W) 30-23
Johnnie Jones (RB) MVP
Alvin Toles (LB) Outstanding Defensive Player

1984 SUN BOWL
vs. Maryland (L) 27-28
Carl Zander (LB) MVP (Lineman)

1986 SUGAR BOWL
vs. Miami (Fla.) (W) 35-7
Daryl Dickey (QB) Most Outstanding Player

1986 LIBERTY BOWL
vs. Minnesota (W) 21-14
Jeff Francis (QB) MVP
Joey Clinkscales (WR) Outstanding Offensive Player
Dale Jones (LB) Outstanding Defensive Player

1988 PEACH BOWL
vs. Indiana (W) 27-22
Reggie Cobb (RB) MVP

1990 COTTON BOWL
vs. Arkansas (W) 31-27
Chuck Webb (RB) Outstanding Offensive Player
Carl Pickens (DB) Outstanding Defensive Player

1991 SUGAR BOWL
vs. Virginia (W) 23-22
Andy Kelly (QB) Most Outstanding Player

1992 FIESTA BOWL
vs. Penn State (L) 17-42

1993 HALL OF FAME BOWL
vs. Boston College (W) 38-23
Heath Shuler (QB) MVP

1994 FLORIDA CITRUS BOWL
vs. Penn State (L) 13-31
Raymond Austin (DB) Outstanding Defensive Player

1994 GATOR BOWL
vs. Virginia Tech (W) 45-23
James Stewart (RB) Most Outstanding Player

1996 FLORIDA CITRUS BOWL
vs. Ohio State (W) 20-14
Jay Graham (RB) Most Valuable Player
Leonard Little (DE) Outstanding Defensive Player

1997 FLORIDA CITRUS BOWL
vs. Northwestern (W) 48-28
Peyton Manning (QB) MVP
Tyrone Hines (LB) Outstanding Defensive Player

1998 ORANGE BOWL
vs. Nebraska (L) 17-42
Jamal Lewis (RB) UT MVP

1999 FIESTA BOWL
vs. Florida State (W) 23-16
Peerless Price (WR) Offensive MVP
Dwayne Goodrich (DB) Defensive MVP

2000 FIESTA BOWL
vs. Nebraska (L) 21-31
Tee Martin (QB) UT MVP

2001 COTTON BOWL
vs. Kansas State (L) 21-35

2002 FLORIDA CITRUS BOWL
vs. Michigan (W) 45-17
Casey Clausen (QB) MVP
John Henderson (DT) Outstanding Defensive Player

2002 PEACH BOWL
vs. Maryland (L) 3-30

2004 PEACH BOWL
vs. Clemson (L) 14-27

2005 COTTON BOWL
vs. Texas A&M (W) 38-7
Rick Clausen (QB) Offensive MVP
Justin Harrell (DT) Defensive MVP

2007 OUTBACK BOWL
vs. Penn State (L) 10-20

2008 OUTBACK BOWL
vs. Wisconsin (W) 21-17
Erik Ainge (QB) MVP

2009 CHICK-FIL-A BOWL
vs. Virginia Tech (L) 14-37

2010 MUSIC CITY BOWL
vs. North Carolina (L)(2 ot) 27-30

2015 TaxSlayer BOWL
vs. Iowa (W) 45-28
Joshua Dobbs (QB) MVP

BOWL FACTS

NCAA BOWL APPEARANCE LEADERS

1.	Alabama	^61
2.	Texas	53
3.	Nebraska	51
4.	**Tennessee**	**50**
	Southern California	^50
	Georgia	50
7.	Oklahoma	48
8.	LSU	46
9.	Penn State	^45
10.	Ohio State	^44
11.	Georgia Tech	43
12.	Florida State	^42
	Michigan	42
14.	Florida	41
15.	Arkansas	40

NCAA BOWL WINS LEADERS

1.	Alabama	^34
2.	Southern California	^33
3.	Georgia	28
	Oklahoma	28
	Penn State	28
6.	Texas	27
7.	**Tennessee**	**26**
8.	Florida State	^25
	Nebraska	25
9.	Georgia Tech	24
10.	LSU	23
	Ole Miss	23
12.	Auburn	22
13.	Ohio State	^21
	Florida	21
15.	Michigan	20

^Had games vacated by NCAA Committee on Infractions.

UT BOWL QUICK FACTS

- 50 Bowl Games: Ranks T-4th all-time
- All-Time Bowl Record: 26-24 (7th in wins)
- Consecutive Bowl Seasons: 16 (1989-2004)

BOWL (Years)	W-L
Bluebonnet (1965-72-79)	2-1
Cotton (1951-53-69-90-2001-05)	3-3
Fiesta (1992-99-2000)	1-2
Florida Citrus (1983-94-96-97-2002)	4-1
Garden State (1981)	1-0
Gator/TaxSlayer (1957-66-69-73-94-2014)	4-2
Liberty (1971-74-86)	3-0
Music City (2010)	0-1
Orange (1939-47-68-98)	1-3
Outback/Hall of Fame (1993-2007-08)	2-1
Chick-fil-A/Peach (1982-88-2002-04-09)	1-4
Rose (1940-45)	0-2
Sugar (1941-43-52-57-71-86-91)	4-3
Sun (1984)	0-1
Totals	**26-24**

BOWL BESTS

RUSHING

Yards	Player	Bowl	Opponent
250	Chuck Webb	1990 Cotton	Arkansas
180	Travis Henry	2001 Cotton	Kansas State
154	Jay Graham	1996 Citrus	Ohio State
154	Johnnie Jones	1983 Citrus	Maryland
151	Tony Thompson	1991 Sugar	Virginia
146	Reggie Cobb	1988 Peach	Indiana
131	Hank Lauricella	1951 Cotton	Texas

PASSING

Yards	Player	Bowl	Opponent
408	Peyton Manning	1997 Citrus	Northwestern
393	Casey Clausen	2002 Citrus	Michigan
384	Casey Clausen	2004 Peach	Clemson
365	Erik Ainge	2008 Outback	Wisconsin
315	Steve Alatorre	1981 Garden State	Wisconsin
312	Tyler Bray	2010 Music City	N.Carolina
288	Bobby Scott	1971 Sugar	Air Force
278	Tee Martin	1999 Fiesta	Florida State

RECEIVING

Yards	Player	Bowl	Opponent
199	Peerless Price	1999 Fiesta	Florida State
196	Anthony Hancock	1981 Garden State	Wisconsin
125	Jason Witten	2002 Citrus	Michigan
122	Joey Kent	1997 Citrus	Northwestern
119	Donté Stallworth	2002 Citrus	Michigan
110	Peerless Price	1997 Citrus	Northwestern
109	Joey Kent	1996 Citrus	Ohio State

TOTAL OFFENSE

Yards	Player	Bowl	Opponent
416	Peyton Manning	1997 Citrus	Northwestern
386	Casey Clausen	2004 Peach	Clemson
379	Casey Clausen	2002 Citrus	Michigan
367	Erik Ainge	2008 Outback	Wisconsin
297	Tee Martin	1999 Fiesta	Florida State
290	Steve Alatorre	1981 Garden State	Wisconsin

ALL-PURPOSE YARDAGE

Yards	Player	Bowl	Opponent
250	Chuck Webb	1990 Cotton	Arkansas
242	Peerless Price	1999 Fiesta	Florida State
205	Anthony Hancock	1981 Garden State	Wisconsin
191	Travis Henry	2001 Cotton	Kansas State
190	Donté Stallworth	2002 Citrus	Michigan

TACKLES

Num.	Player	Bowl	Opponent
20	Carl Zander	1984 Sun	Maryland
16	Reggie McKenzie	1984 Sun	Maryland
15	Jack Reynolds	1969 Cotton	Texas
14	Rey Nettles	1971 Liberty	Arkansas
14	Carl Zander	1981 Garden State	Wisconsin
14	Dale Jones	1983 Citrus	Maryland
14	Nick Reveiz	2010 Music City	N.Carolina

BOWL RECAPS

1931 NEW YORK CHARITY GAME

TENNESSEE	0	13	0	0	-	**13**
NEW YORK U.	0	0	0	0	-	**0**

Dec. 5, 1931

NEW YORK — It didn't count, at least according to NCAA statisticians, but Tennessee's first post-season bowl appearance came in the 1931 Charity Bowl game at Yankee Stadium.

The game was set up by New York City Mayor Jimmy Walker and was an intersectional clash between the Vols and the Violets of New York University. The Vols were 8-0-1 in 1931, with a 6-6 deadlock against Kentucky marring an otherwise perfect season.

It was Capt. Neyland's sixth year at the Vol helm and the Vols had compiled a 52-2-4 overall record through the end of the 1931 season.

Herman Hickman's sensational defensive play earned him a spot on Grantland Rice's 1931 All-America team. Rice was so impressed with Hickman's performance that he named him to his All-America team on the basis of the Charity Bowl game alone.

Three future Vol College Football Hall of Fame members, Gene McEver, Beattie Feathers and Hickman, played in the contest. In addition, Capt. Neyland would also be inducted into the College Football Hall of Fame in 1956.

The Vols' second trip to New York was much better than their first. Seven years earlier, the Vols had lost to Army 41-0 at West Point.

Feathers and Deke Brackett had long touchdown runs and Hickman anchored the Vol defense as Tennessee defeated the Violets by a 13-0 count.

The game was one of a number of contests played during the Great Depression (mainly in 1931) to raise money for relief of the unemployed in response to the President's Committee on Mobilization of Relief Resources. In addition to the Charity Bowl, the Army-Navy games of 1930 and 1931 were played at Yankee Stadium. The NCAA does not recognize these games in the all-time bowl game records.

SCORING SUMMARY

TENN — Feathers 65 run (McEver run)
TENN — Brackett 75 punt return (Kick failed)

TEAM STATISTICS	TENN	NYU
First Downs	8	8
Rushes-Yards	42-109	46-77
Passing Yards	13	171
Passes (Att.-Comp.)	8-1	23-9
Total Offense	122	248
Total Offensive Plays	50	89
Fumbles-Lost	3-2	1-0
Penalties-Yards	1-5	10-90
Punts-Average	11-40	9-31

1939 ORANGE BOWL

TENNESSEE	7	3	0	7	-	**17**
OKLAHOMA	0	0	0	0	-	**0**

Jan, 2, 1939

MIAMI — Tennessee and Oklahoma squared off in the 1939 Orange Bowl in a classic battle of speed against size. And, when it was over, Tennessee's speed and stamina had won out by a 17-0 count. Tennessee had come into the game undefeated and No. 2 in the country and Oklahoma was riding a 14-game winning streak.

Tennessee scored first when a 15-yard penalty backed the Sooners to their 3-yard line. Vol tailback George Cafego returned the ensuing punt to the Sooner 27 and followed up the punt return with a key gain to the 12. Two plays later, Bob Foxx scored from the 8. The Vols scored a field goal after a Sooner fumble, a 22-yarder by Bowden Wyatt, and led 10-0 at the half.

Tennessee scored its final touchdown in the fourth quarter on a 19-yard run by Babe Wood on a reverse. The Vols polished off their eighth shutout of the season by stopping the Sooners the rest of the way and finished undefeated in 11 games.

It was a penalty-plagued game as tempers flared throughout the contest and more than 200 yards were assessed against the teams.

SCORING SUMMARY

TENN — Foxx 8 run (Wyatt run)
TENN — Wyatt 32 FG
TENN — Wood 19 run (Foxx kick)

TEAM STATISTICS	TENN	OKLA
First Downs	15	6
Rushing Yards	51-197	16-25
Passing Yards	63	69
Passes (Att.-Comp.-Int.)	13-4-0	27-10-1
Total Offensive Plays	64	43
Total Offensive Yards	260	94
Fumbles-Lost	2-1	4-3
Penalties-Yards	16-130	9-90
Punts-Average	12-36	13-40

TENNESSEE

RUSHING	Att	Gain	Lost	Net	TD	Lg
Coffman	12	64	8	56	1	24
Cafego	13	58	13	45	0	19
PASSING	**Att**	**Comp**	**Int**	**Yds**	**TD**	**Lg**
Wood	5	2	0	40	0	23
RECEIVING	**No**	**Yds**	**TD**	**Lg**		
Cifers	1	23	0	23		

OKLAHOMA

RUSHING	Att	Gain	Lost	Net	TD	Lg
McCullough	9	20	11	9	0	7
PASSING	**Att**	**Comp**	**Int**	**Yds**	**TD**	**Lg**
McCullough	19	7	1	37	0	22
RECEIVING	**No**	**Yds**	**TD**	**Lg**		
Clark	3	30	0	23		

1940 ROSE BOWL

SOUTHERN CAL	0	7	0	7	- **14**
TENNESSEE	0	0	0	0	- **0**

Jan, 1, 1940

PASADENA, Calif. — The Vols were 10-0 in the 1939 season and did not give up a point, heading by train to Pasadena for the 1940 Rose Bowl undefeated in 23 games and unscored upon in 15, but both streaks came to a halt against Southern California.

It marked the first of two Vol appearances in the Rose Bowl in the decade of the 1940s, both against Southern Cal.

Playing without star tailback George Cafego, the victim of a knee injury against The Citadel earlier in the year, the Vols fumbled away a golden opportunity in the fourth period and fell 14-0.

Southern Cal racked up 229 yards rushing, scored in the second and fourth quarter and ran nearly double the plays from scrimmage to take the 14-0 triumph.

The 1939 Tennessee team was the last to hold a full season of opponents scoreless, with future College Football Hall of Famers George Cafego, Bob Suffridge and Ed Molinski leading the way. Major Bob Neyland was also named to the College Hall.

SCORING SUMMARY

USC — Schindler 1 run (J. Jones kick)
USC — Kreuger 2 pass from Schindler (Gaspar kick)

TEAM STATISTICS	TENN	USC
First Downs	9	18
Rushes-Yards	28-71	58-229
Passing Yards	70	43
Passes (Att.-Comp.-Int.)	12-6-1	14-7-1
Total Offensive Plays	37	72
Total Offensive Yards	141	272
Fumbles- Lost	1-1	1-0
Penalties-Yards	2-25	6-40
Punts-Average	11-39.2	8-40.1

TENNESSEE

RUSHING	Att	Gain	Lost	Net	TD	Lg
Butler	5	47	7	40	0	16
Cafego	7	10	9	1	0	5
PASSING	Att	Comp	Int	Yds	TD	Lg
Butler	10	5	1	46	0	19
RECEIVING	No	Yds	TD	Lg		
Cifers	3	42	0	28		

SOUTHERN CAL

RUSHING	Att	Gain	Lost	Net	TD	Lg
Schindler	19	75	0	75	1	8
Lansdell	16	88	20	68	0	11
PASSING	Att	Comp	Int	Yds	TD	Lg
Schindler	5	4	0	25	1	11
RECEIVING	No	Yds	TD	Lg		
Banta	3	17	0	7		

1941 SUGAR BOWL

BOSTON COLL.	0	0	13	6	- **19**
TENNESSEE	7	0	6	0	- **13**

Jan, 1, 1941

NEW ORLEANS — Boston College and Tennessee met in the 1941 Sugar Bowl in a game that had all the earmarks of a David and Goliath story. Before a record crowd at Tulane Stadium, the underdog Boston College team had pulled off the upset and did it with a play taken directly from the Vols' playbook.

Tennessee scored first on a 4-yard run by Van Thompson and the conversion by Bob Foxx, but lost the ball on downs at the BC 11 and lost an interception at the BC 15. The half ended 7-0.

Boston College tied the score in the third period, blocking a Tennessee punt and scoring quickly. It had been seven years since a Vol punt was blocked. The Vols went back ahead as Buist Warren scored from the 2 and Tennessee led 13-7.

Boston College answered immediately as Mike Holovak scored from the 1 after a 70-yard drive. The point failed and it was 13-13 entering the final canto. With six minutes left, the Eagles moved the ball to the Vol 24. Eagle tailback Charlie O'Rourke then ran left, raised his arm as if to pass and sprinted 24 yards for the touchdown.

SCORING SUMMARY

TENN — Thompson 4 run (Foxx kick)
BC — Connolly 12 run (Maznicki kick)
TENN — Warren 2 run (Run failed)
BC — Holovak 1 run (Kick failed)
BC — O'Rourke 24 run (Kick failed)

TEAM STATISTICS	TENN	BC
First Downs	13	11
Rushes-Yards	48-124	36-142
Passing Yards	121	106
Passes (Att.-Comp.-Int.)	22-9-2	14-6-3
Total Offensive Plays	70	49
Total Offensive Yards	245	248
Fumbles-Lost	1-1	1-1
Penalties-Yards	4-36	3-25
Punts-Average	7-36	6-35

TENNESSEE

RUSHING	Att	Gain	Lost	Net	TD	Lg
Foxx	7	41	2	39	0	17
Thompson	11	40	7	33	1	11
PASSING	Att	Comp	Int	Yds	TD	Lg
Thompson	9	4	1	42	0	13
RECEIVING	No	Yds	TD	Lg		
Coleman	3	49	0	29		

BOSTON COLLEGE

RUSHING	Att	Gain	Lost	Net	TD	Lg
O'Rourke	7	52	13	39	1	24
PASSING	Att	Comp	Int	Yds	TD	Lg
O'Rourke	11	5	2	85	0	26
RECEIVING	No	Yds	TD	Lg		
Zabilski	2	39	0	20		

1943 SUGAR BOWL

TENNESSEE	0	6	2	6	-	**14**
TULSA	0	7	0	0	-	**7**

Jan. 1, 1943

NEW ORLEANS — Tennessee made its second trip to the Sugar Bowl in three years to play Henry Frank's pass-minded Tulsa Hurricane.

Despite a passing show by the Hurricanes' Glenn Dobbs, the Vols escaped with a 14-7 win. Tulsa scored first, but the Vols dominated the game from that point on to take the victory, racking up 208 yards rushing and holding Tulsa to minus-39 yards rushing. Bill Gold and Clyde "Ig" Fuson scored touchdowns and Denver Crawford blocked a punt for a safety as the Vols squared their bowl record at 2-2.

SCORING SUMMARY

TULSA — Purdin 9 pass from Dobbs (LaForce kick)
TENN — Gold 3 run (Kick failed)
TENN — Safety, Crawford blocks punt out of endzone
TENN — Fuson 1 run (Kick failed)

TEAM STATISTICS	TENN	TULSA
First Downs	14	10
Rushing Yards	208	(-39)
Passing Yards	88	168
Passes (Att.-Comp.-Int.)	17-7-0	27-17-2
Total Offensive Yards	296	129
Fumbles-Lost	2-2	1-0
Penalty Yards	100	44
Punting Average	41	43

1945 ROSE BOWL

SOUTHERN CAL	6	6	0	13	-	**25**
TENNESSEE	0	0	0	0	-	**0**

Jan, 1, 1945

PASADENA, Calif. — Tennessee finished 7-0-1 in 1944, but met its match against Southern California in the 1945 Rose Bowl, the second contest between the cross-country rivals in Pasadena in five seasons.

Tennessee had not fielded a team in 1943 and, given the green light by the conference to do so in 1944, put together an eight-game schedule that assembled talent available.

The Vols got good efforts from the 1944 team, but a lack of depth at key positions cost the Vols against the powerful USC team. Despite the loss, Tennessee coach John Barnhill was named SEC Coach of the Year.

SCORING SUMMARY

USC — Callahan 11 run on blocked punt (Kick failed)
USC — Salata 19 pass from Hardy (Kick failed)
USC — Hardy 9 run (West kick)
USC — MacLachan 7 run (Kick failed)

TEAM STATISTICS	TENN	USC
First Downs	8	15
Rushing Yards	152	162
Passing Yards	17	45
Passes (Att.-Comp.-Int.)	14-3-1	15-5-0
Total Offensive Yards	169	207
Fumbles Lost	1	1
Penalty Yards	35	25
Punting Average	32.2	32.6

1947 ORANGE BOWL

RICE	8	0	0	0	-	**8**
TENNESSEE	0	0	0	0	-	**0**

Jan, 1, 1947

MIAMI — Rice scored a touchdown and a safety in the first quarter and played defense and the kicking game in the best Tennessee tradition to defeat Bob Neyland's Volunteers 8-0 in the 1947 Orange Bowl.

Rice blocked two Vol punts in the first quarter, the second of which led to a safety and, combined with a touchdown drive of 83 yards, it was enough to win. The touchdown came on a lateral from Buddy Russ to Huey Kenney after Russ had run 25 yards to the Vol 25. Kenney took it in and Rice led.

Rice coach Jess Neely was then content to put the game in the hands of his defense, which held the Vols to five first downs and 137 yards.

The Vols had one big shot early in the second half, recovering a fumble at the Rice 18. But Rice intercepted a fourth-down pass and was in control from that point.

SCORING SUMMARY

RICE — Safety, Murphy blocks punt out of end zone
RICE — Kenney 25 run on lateral from Russ (Kick blocked)

TEAM STATISTICS	TENN	RICE
First Downs	5	9
Rushing Yards	105	208
Passing Yards	32	0
Passes (Att.-Comp.-Int.)	19-4-4	4-0-2
Total Offensive Yards	137	208
Fumbles-Lost	2-0	4-3
Penalties-Yards	6-67	4-40
Punts-Average	15-38	13-44

1951 COTTON BOWL

TENNESSEE	7	0	0	13	-	**20**
TEXAS	0	14	0	0	-	**14**

Jan, 1, 1951

DALLAS — Tennessee's once-defeated Volunteers dominated the second half and defeated Texas 20-14 in the 1951 Cotton Bowl.

The Vols scored first, on a 5-yard pass from Herky Payne to John Gruble, a play set up by a now-historic 75-yard run by Hank Lauricella, on which he reversed his field three times and slowed only to allow his blockers to catch up.

The Longhorns rallied to take a 14-7 halftime lead, parlaying a blocked kick into one score and a pass into another. The Vols closed to one point early in the fourth quarter, when fullback Andy Kozar bulled in from the 5. Later in the quarter, Jim Hill intercepted a Longhorn pass and the Vols were goalward again.

The teams exchanged fumbles on two consecutive plays and the Vols took the Texas turnover in for the winning score. Kozar got 6, Lauricella hit Rechichar for 23 and ran for 11. Finally, Kozar scored his second touchdown and the Vols held off a late Texas charge to win 20-14.

SCORING SUMMARY

TENN — Gruble 5 pass from Payne (Shires kick)
TEXAS — Townsend 5 run (Tompkins kick)
TEXAS — Dawson 35 pass from Tompkins (Tompkins kick)
TENN — Kozar 5 run (Kick failed)
TENN — Kozar 1 run (Shires kick)

TEAM STATISTICS	TENN	TEXAS
First Downs	18	12
Rushes-Yards	55-295	43-146
Passing Yards	45	97
Passes (Att.-Comp.-Int.)	8-3-2	14-5-1
Total Offensive Plays	63	57
Total Offensive Yards	340	243
Fumbles-Lost	4-1	1-1
Penalties-Yards	4-35	5-55
Punts-Average	6-32.8	7-29.3

TENNESSEE

RUSHING	Att	Gain	Lost	Net	TD	Lg
Lauricella	16	154	23	131	0	75
Kozar	20	94	2	92	2	-
PASSING	Att	Comp	Int	Yds	TD	Lg
Lauricella	6	1	2	23	0	23
RECEIVING	No	Yds	TD	Lg		
Rechichar	1	23	0	23		

TEXAS

RUSHING	Att	Gain	Lost	Net	TD	Lg
Townsend	23	107	2	105	1	-
PASSING	Att	Comp	Int	Yds	TD	Lg
Thompkins	14	5	1	97	1	-
RECEIVING	No	Yds	TD	Lg		
Stolhandske	3	32	0	-		

Gen. Robert R. Neyland (center) is surrounded by his victorious Vols in the locker room following their victory over Texas at the 1951 Cotton Bowl.

1952 SUGAR BOWL

MARYLAND	7	14	7	0	-	**28**
TENNESSEE	0	6	0	7	-	**13**

Jan, 1, 1952

NEW ORLEANS — Tennessee went to New Orleans undefeated and the 1951 national champions. But the Vols fell victim to an undefeated Maryland team that scored 21 points in 16 minutes and never looked back. The final was 28-13.

Maryland uncorked a strong running game to lead 21-6 at the half and used a timely interception return for a touchdown to keep the Vols at bay.

Tennessee showed only flashes of the power that had been its trademark during the regular season. Vol tailback Herky Payne led two touchdown drives, but otherwise, the Maryland defense stopped the Vol attack, using an eight-man line.

SCORING SUMMARY

UM — Fullerton 2 run (Decker kick)
UM— Shemonski 6 pass from Fullerton (Decker kick)
UM — Scarbath 1 run (Decker kick)
TENN — Rechichar 4 pass from Payne (Kick failed)
UM — Fullerton 46 interception return (Decker kick)
TENN — Payne 2 run (Rechichar kick)

TEAM STATISTICS	TENN	MD
First Downs	12	18
Rushes-Yards	35-81	64-289
Passing Yards	75	63
Passes (Att.-Comp.-Int.)	19-9-4	13-7-1
Total Offensive Plays	54	77
Total Offensive Yards	156	352
Fumbles-Lost	2-2	7-3
Penalties-Yards	2-20	12-120
Punts-Average	7-43.0	8-38.8

TENNESSEE

RUSHING	Att	Gain	Lost	Net	TD	Lg
Payne	11	54	0	54	1	-
Kozar	9	29	0	29	0	-
PASSING	Att	Comp	Int	Yds	TD	Lg
Payne	14	7	1	61	1	-
RECEIVING	No	Yds	TD	Lg		
Rechichar	3	27	1	13		

MARYLAND

RUSHING	Att	Gain	Lost	Net	TD	Lg
Modzelewski	28	153	0	153	0	-
PASSING	Att	Comp	Int	Yds	TD	Lg
Scarbath	9	6	0	57	0	-
RECEIVING	No	Yds	TD	Lg		
Shemonski	3	19	1	-		

1953 COTTON BOWL

TEXAS	2	7	0	7	-	**16**
TENNESSEE	0	0	0	0	-	**0**

Jan, 1, 1953

DALLAS — Tennessee's appearance in the 1953 Cotton Bowl is memorable for only one reason: it brought the Neyland era to an unhappy end.

Robert R. Neyland, the West Point-trained army officer who had turned a mediocre program into one of the giants of college football, wasn't well enough to coach his Vol team in its final game. He sat on the bench while offensive coordinator Harvey Robinson called the shots in a 16-0 loss to Texas.

The Vols could never manage even the first hint of a scoring threat. They made only six first downs and wound up with minus 14 yards rushing. The Longhorns, with 20 first downs and 269 yards rushing, ran 86 offensive plays to Tennessee's 35.

Neyland visited his players in the dressing room following the game. He managed a smile, said he was proud of them and told them to go out and have some fun.

He was a gracious loser, even if he didn't have a lot of experience at it.

SCORING SUMMARY

TEXAS — Safety, Griffith tackled in end zone
TEXAS — Dawson 3 run (Dawson kick)
TEXAS — Quinn 1 run (Dawson kick)

TEAM STATISTICS	TENN	TEXAS
First Downs	6	20
Rushes-Yards	29-(-14)	78-269
Passing Yards	46	32
Passes (Att.-Comp.-Int.)	6-3-0	8-2-1
Total Offensive Plays	35	86
Total Offensive Yards	32	301
Fumbles-Lost	5-3	5-3
Penalties-Yards	3-30	5-55
Punts-Average	7-40.9	5-35.4

TENNESSEE

RUSHING	Att	Gain	Lost	Net	TD	Lg
Schwanger	5	25	3	22	0	-
PASSING	Att	Comp	Int	Yds	TD	Lg
Shires	4	2	0	23	0	-
RECEIVING	No	Yds	TD	Lg		
Morgan	2	23	0	-		

TEXAS

RUSHING	Att	Gain	Lost	Net	TD	Lg
Ochoa	26	108	0	108	0	-
PASSING	Att	Comp	Int	Yds	TD	Lg
Jones	5	2	1	32	0	-
RECEIVING	No	Yds	TD	Lg		
Quinn	1	23	0	23		

1957 SUGAR BOWL

BAYLOR	0	6	0	7	-	**13**
TENNESSEE	0	0	7	0	-	**7**

Jan, 1, 1957

NEW ORLEANS — No. 11-rated Baylor beat Tennessee at its own game in the 1957 Sugar Bowl, turning four interceptions and a key fumble recovery into a 13-7 win over the previously undefeated and No. 2-ranked Volunteers.

Baylor scored first on a pass from Bobby Jones to Jerry Marcontell covering 12 yards. The touchdown drive had been keyed by Shofner's 54-yard run after a Johnny Majors quick-kick. Tennessee had two drives snuffed by interceptions in the first half and trailed 6-0 at intermission.

The Vols scored early in the third quarter as Majors and fullback Tommy Bronson led the charge downfield and Baylor contributed a key piling-on penalty. Majors scored from the 1 and Sammy Burklow's conversion gave the Vols a 7-6 lead. The Vols held that lead into the fourth quarter when Majors was hit on a punt return and fumbled at the Vol 15. Baylor recovered and moved in for the winning score.

The Vols had two last chances to score, but two Baylor interceptions and a sack of Vol tailback Bobby Gordon erased the Vols' last scoring opportunities.

SCORING SUMMARY

BAYLOR — Marcontell 12 pass from Jones (Kick failed)
TENN — Majors 1 run (Burklow kick)
BAYLOR — Humphrey 1 run (Berry kick)

TEAM STATISTICS	TENN	BAYLOR
First Downs	11	14
Rushes-Yards	39-146	64-275
Passing Yards	16	24
Passes (Att.-Comp.-Int.)	10-1-4	11-3-0
Total Offensive Plays	49	75
Total Offense	162	299
Fumbles-Lost	1-1	2-0
Penalties-Yards	5-55	6-60
Punts-Average	5-41.6	8-32.6

TENNESSEE

RUSHING	Att	Gain	Lost	Net	TD	Lg
Majors	15	59	8	51	1	-
Bronson	8	56	0	56	0	-
PASSING	Att	Comp	Int	Yds	TD	Lg
Majors	7	1	2	16	0	-
RECEIVING	No	Yds	TD	Lg		
Urbano	1	16	0	16		

BAYLOR

RUSHING	Att	Gain	Lost	Net	TD	Lg
Shofner	14	98	10	88	0	-
PASSING	Att	Comp	Int	Yds	TD	Lg
Jones	4	2	0	19	1	12
RECEIVING	No	Yds	TD	Lg		
Marcontell	3	24	1	12		

1957 GATOR BOWL

TENNESSEE	0	0	0	3	-	**3**
TEXAS A&M	0	0	0	0	-	**0**

Dec. 28, 1957

JACKSONVILLE, Fla. — In Paul "Bear" Bryant's last game as Aggie head coach, Tennessee used a fourth quarter field goal by placekicker Sammy Burklow and a stubborn defense to hand the Aggies a 3-0 defeat on a wet and muddy Gator Bowl field.

It was the lowest-scoring game in the history of the Gator Bowl and was played before a Gator Bowl-record crowd of 43,709.

The field goal was the first of Burklow's career and came from 17 yards out with 5:30 left to play in the game. It was a day for the defenses to shine as action was confined between the 35-yard lines.

The game was marked by the now-famous collision between Vol tailback Bobby Gordon and Aggie Heisman Trophy winner John David Crow on the Vols' march to the winning score. Both players recovered to continue play, with Gordon holding for Burklow's game-winning field goal.

SCORING SUMMARY

TENN — Burklow 17 FG

TEAM STATISTICS	TENN	A&M
First Downs	14	8
Rushes-Yards	54-135	40-142
Passing Yards	56	27
Passes (Att.-Comp.-Int.)	6-4-0	8-3-0
Total Offensive Plays	60	48
Total Offense	191	169
Fumbles Lost	2	1
Penalties-Yards	3-30	3-35
Punts-Average	8-36.0	7-38.0

TENNESSEE

RUSHING	Att	Gain	Lost	Net	TD	Lg
Gordon	32	83	23	60	0	18
PASSING	Att	Comp	Int	Yds	TD	Lg
Gordon	6	4	0	56	0	19
RECEIVING	No	Yds	TD	Lg		
Darty	2	26	0	17		

TEXAS A&M

RUSHING	Att	Gain	Lost	Net	TD	Lg
Crow	14	56	10	46	0	13
PASSING	Att	Comp	Int	Yds	TD	Lg
Osborne	4	2	0	16	0	11
RECEIVING	No	Yds	TD	Lg		
Smith	1	11	0	11		
Tracy	1	11	0	11		

1965 BLUEBONNET BOWL

TENNESSEE	6	14	7	0	-	**27**
TULSA	6	0	0	0	-	**6**

Dec. 18, 1965

HOUSTON — Tennessee made its first bowl appearance since the Gator Bowl victory over Texas A&M in 1957 and made it a successful return by taking the measure of the Tulsa Hurricanes 27-6 in a swampy Rice Stadium.

The game was played in some of the wettest weather that ever confronted a Tennessee team, a steady downpour that that did not cease until long after the game was over.

The Vols took care of business quickly, moving to a 20-6 halftime lead by taking advantage of Tulsa turnovers and some brilliant work on the kicking game. Tulsa fumbles led to the Vol touchdowns by Hal Wantland and Dewey Warren, and Jerry Smith's 45-yard punt return led to the third, another score by Warren. Glenn Gray's pass interception led to the final Vol score, an 11-yard burst by fullback Stan Mitchell.

Tulsa gained 250 yards through the air despite the wet conditions, but three fumbles and four Vol interceptions turned the game Tennessee's way.

SCORING SUMMARY

TENN — Wantland 4 pass from Warren (Kick failed)
TULSA — McDermott 1 run (Kick failed)
TENN — Warren 1 run (Leake kick)
TENN — Warren 1 run (Leake kick)
TENN — Mitchell 11 run (Leake kick)

TEAM STATISTICS	TENN	TULSA
First Downs	11	16
Rushes-Yards	49-181	24-73
Passing Yards	37	250
Passes (Att.-Comp.-Int.)	7-3-1	47-23-4
Total Offensive Plays	56	71
Total Offensive Yards	218	323
Fumbles-Lost	4-2	3-3
Penalties-Yards	8-80	1-15
Punts-Average	6-42.8	5-35.0

TENNESSEE

RUSHING	Att	Gain	Lost	Net	TD	Lg
Warren	18	46	7	39	2	14
Mitchell	7	49	0	49	1	18
PASSING	**Att**	**Comp**	**Int**	**Yds**	**TD**	**Lg**
Warren	7	3	1	37	1	20
RECEIVING	**No**	**Yds**	**TD**	**Lg**		
Wantland	2	24	1	20		

TULSA

RUSHING	Att	Gain	Lost	Net	TD	Lg
Lakusiak	9	21	3	18	0	5
PASSING	**Att**	**Comp**	**Int**	**Yds**	**TD**	**Lg**
Anderson	47	23	4	250	0	38
RECEIVING	**No**	**Yds**	**TD**	**Lg**		
Twilley	8	78	0	13		

1966 GATOR BOWL

TENNESSEE	3	15	0	0	-	**18**
SYRACUSE	0	0	6	6	-	**12**

Dec. 31, 1966

JACKSONVILLE, Fla. — Tennessee won its second consecutive bowl game under the tutelage of Doug Dickey, defeating Syracuse 18-12 in a game in which each team dominated one half.

Despite an early fumble that gave Syracuse favorable field position, the Vols got field goals from Gary Wright in the first and second quarters to lead 6-0. Another field goal appeared to be in the offing in the second period at the Syracuse 24, but the Vols caught Syracuse by surprise and quarterback Dewey Warren hit tight end Austin Denney instead for the touchdown and a 12-0 lead. Bill Young's interception led to the third Vol score, which came on a 2-yard strike from Warren to flanker Richmond Flowers.

Syracuse, led by the running of future pro stars Floyd Little and Larry Csonka, scored on its first possession of the second half. They lost the ball on downs at the Vol 3 later in the period and scored their final touchdown with 46 seconds left.

SCORING SUMMARY

TENN — Wright 36 FG
TENN — Wright 38 FG
TENN — Denney 24 pass from Warren (Pass failed)
TENN — Flowers 2 pass from Warren (Kick failed)
SYR — Csonka 8 run (Kick failed)
SYR — Little 3 run (Run failed)

TEAM STATISTICS	TENN	SYR
First Downs	14	20
Rushes-Yards	29-85	57-348
Passing Yards	244	16
Passes (Att.-Comp.-Int.)	29-17-1	7-2-3
Total Offensive Plays	58	64
Total Offensive Yards	329	364
Fumbles-Lost	2-2	3-1
Penalties-Yards	4-44	7-79
Punts-Average	3-43.0	2-39.5

TENNESSEE

RUSHING	Att	Gain	Lost	Net	TD	Lg
Chadwick	12	50	3	47	0	9
PASSING	**Att**	**Comp**	**Int**	**Yds**	**TD**	**Lg**
Warren	29	17	1	244	2	42
RECEIVING	**No**	**Yds**	**TD**	**Lg**		
Mills	8	86	0	12		
Flowers	5	80	1	37		

SYRACUSE

RUSHING	Att	Gain	Lost	Net	TD	Lg
Little	29	219	3	216	1	15
Csonka	18	114	0	114	1	16
PASSING	**Att**	**Comp**	**Int**	**Yds**	**TD**	**Lg**
Cassata	7	2	3	16	0	8
RECEIVING	**No**	**Yds**	**TD**	**Lg**		
Little	2	16	0	16		

1968 ORANGE BOWL

OKLAHOMA	7	12	0	7	-	**26**
TENNESSEE	0	0	14	10	-	**24**

Jan, 1, 1968

MIAMI — A night football game, this time at Miami's Orange Bowl, became the Vols' undoing for the second time in the 1967 season. The Vols closed the 1967 season the way they opened it, with a loss under the lights. While UCLA was the culprit in the opener, Oklahoma edged the Vols in the season finale.

The Vols fell behind 19-0 in the first half and saw their first series of the second half stopped at the Oklahoma 14. But, on the ensuing series, Jimmy Glover returned a pass interception 36 yards for a touchdown and the Vols were back in the game. With 5:07 left in the third quarter, Charley Fulton scored and it was 19-14.

The Vols closed to 19-17, before giving up an interception that the Sooners returned for a touchdown. Warren brought the Vols back once again, capping a 77-yard drive with a 1-yard sneak and it was 26-24.

The Vols took possession at the Oklahoma 43 when Steve Owens was stopped short on fourth-and-1 and worked the ball to the 27 with time running out. But Karl Kremser's field goal faded wide right and Oklahoma had the game.

SCORING SUMMARY

OKLA — Warmack 7 run (Vachon kick)
OKLA — Hinton 20 pass from Warmack (Kick failed)
OKLA — Owens 1 run (Run failed)
TENN — Glover 36 pass interception (Kremser kick)
TENN — Fulton 5 run (Kremser kick)
OKLA — Stephenson 25 interception return (Vachon kick)
TENN — Kremser 26 FG
TENN — Warren 1 run (Kremser kick)

TEAM STATISTICS	TENN	OKLA
First Downs	18	18
Rushes-Yards	44-172	50-203
Passing Yards	160	107
Passes (Att.-Comp.-Int.)	24-12-2	18-9-3
Total Offensive Plays	68	68
Total Offensive Yards	332	310
Fumbles-Lost	1-1	0-0
Penalties-Yards	4-27	2-10
Punts-Average	2-32.0	5-47.0

TENNESSEE

RUSHING	Att	Gain	Lost	Net	TD	Lg
Chadwick	12	72	0	72	0	19
PASSING	**Att**	**Comp**	**Int**	**Yds**	**TD**	**Lg**
Warren	23	12	2	160	0	27
RECEIVING	**No**	**Yds**	**TD**	**Lg**		
Flowers	4	59	0	27		
DeLong	4	53	0	16		

OKLAHOMA

RUSHING	Att	Gain	Lost	Net	TD	Lg
Warmack	17	99	18	81	1	38
Owens	17	61	0	61	1	12
PASSING	**Att**	**Comp**	**Int**	**Yds**	**TD**	**Lg**
Warmack	18	9	2	107	1	22
RECEIVING	**No**	**Yds**	**TD**	**Lg**		
Hinton	5	87	1	22		

1969 COTTON BOWL

TEXAS	13	15	8	0	-	**36**
TENNESSEE	0	0	7	6	-	**13**

Jan, 1, 1969

DALLAS — The other "Big Orange," the Texas Longhorns, rolled up 513 yards in total offense and held the white-shirted Vols to just 83 yards rushing in taking a convincing 36-13 triumph in the 1969 Cotton Bowl.

The Texans jumped to a 28-0 halftime lead, parlaying a crunching ground attack spiced by the passing combination of Jim Street and Cotton Speyrer. The Vols had an early shot at the Longhorns, but a 57-yard field goal missed and the Longhorns assumed command. The Longhorns intercepted three Vol passes.

Sub quarterback Bobby Scott gave the Vols a spark, throwing second half touchdown passes to Gary Kreis and Mike Price.

SCORING SUMMARY

TEXAS — Worster 14 run (Feller kick)
TEXAS — Speyrer 78 pass from Street (Kick failed)
TEXAS — Koy 9 run (Feller kick)
TEXAS — Gilbert 5 run (Speyrer, pass from Street)
TENN — Kreis 17 pass from Scott (Kremser kick)
TEXAS — Speyrer 79 pass from Street (Bradley run)
TENN — Price 3 pass from Scott (Pass failed)

TEAM STATISTICS	TENN	TEXAS
First Downs	16	22
Rushes-Yards	35-83	60-279
Passing Yards	192	234
Passes (Att.-Comp.-Int.)	41-16-3	14-8-1
Total Offensive Plays	76	74
Total Offensive Yards	275	513
Fumbles Lost	5-0	3-2
Penalties-Yards	4-17	5-60
Punts-Average	8-42.1	7-40.7

TENNESSEE

RUSHING	Att	Gain	Lost	Net	TD	Lg
Scott	11	44	36	8	0	12
PASSING	**Att**	**Comp**	**Int**	**Yds**	**TD**	**Lg**
Scott	30	11	3	159	2	41
RECEIVING	**No**	**Yds**	**TD**	**Lg**		
Kreis	3	77	1	41		

TEXAS

RUSHING	Att	Gain	TD	Lg		
Gilbert	13	82	1	16		
Worster	10	85	1	26		
PASSING	**Att**	**Comp**	**Int**	**Yds**	**TD**	**Lg**
Street	13	7	1	200	2	79
RECEIVING	**No**	**Yds**	**TD**	**Lg**		
Speyer	5	161	2	79		

1969 GATOR BOWL

FLORIDA	7	0	7	0	-	**14**
TENNESSEE	0	10	0	3	-	**13**

Dec. 27, 1969

JACKSONVILLE, Fla. — Before a Gator Bowl-record crowd of 72,248, SEC champion Tennessee went down in defeat to a Florida team which, like the Vols, had far exceeded expectations during the regular season.

Damage from the heralded passing duo of John Reaves and Carlos Alvarez was held to manageable proportions, but Tennessee's inability to score inside the 10 sealed the Vols' fate.

Workhorse running back Curt Watson gained 121 yards on 25 carries and tight end Ken DeLong caught five passes for 50 yards. But a blocked punt that Florida turned into a touchdown was the ultimate difference.

SCORING SUMMARY

FLA — Kelley 8 return of blocked punt (Franco kick)
TENN — Hunt 20 FG
TENN — McClain 12 pass from Scott (Hunt kick)
FLA — Alvarez 9 pass from Reaves (Franco kick)
TENN — Hunt 26 FG

TEAM STATISTICS	TENN	FLA
First Downs	23	15
Rushes-Yards	43-214	37-90
Passing Yards	174	161
Passes (Att.-Comp.-Int.)	34-12-2	27-15-0
Total Offensive Plays	77	64
Total Offensive Yards	388	251
Fumbles-Lost	1-1	1-1
Penalties-Yards	3-24	2-58
Punts-Average	2-15.0	7-31.6

TENNESSEE

RUSHING	Att	Gain	TD	Lg		
Watson	25	121	0	13		
PASSING	Att	Comp	Int	Yds	TD	Lg
Scott	34	12	2	174	1	35
RECEIVING	No	Yds	TD	Lg		
DeLong	5	50	0	18		
Kreis	4	82	0	35		

FLORIDA

RUSHING	Att	Gain	TD	Lg		
Durrance	22	62	0	9		
PASSING	Att	Comp	Int	Yds	TD	Lg
Reaves	26	15	0	161	1	31
RECEIVING	No	Yds	TD	Lg		
Maliska	6	54	0	20		
Alvarez	4	51	1	18		

1971 SUGAR BOWL

TENNESSEE	24	0	7	3	-	**34**
AIR FORCE	7	0	6	0	-	**13**

Jan, 1, 1971

NEW ORLEANS — Tennessee broke a three-game bowl losing streak at the expense of a highly-touted Air Force team. Scoring a record 24 points in the first quarter, the Vols rolled to a convincing 34-13 triumph, finishing the 1970 season with a then school-record 11-1 worksheet.

The first 12 minutes were nothing but fun for Vol partisans. The Vols scored the first four times they had the ball and mounted a 24-0 lead with 3:21 left in the opening quarter. Don McLeary scored twice, George Hunt booted a field goal and Gary Theiler caught a touchdown pass from game-MVP Bobby Scott.

A rugged Tennessee defense thwarted the Air Force offense time after time. Led by Ray Nettles, Tim Priest and Jamie Rotella, the Vols held Air Force to minus 12 yards rushing. The Vols secondary continued its assault, grabbing four interceptions. The Vols also covered four Air Force fumbles.

SCORING SUMMARY

TENN — McLeary 5 run (Hunt kick)
TENN — Hunt 30 FG
TENN — McLeary 20 run (Hunt kick)
TENN — Theiler 10 pass from Scott (Hunt kick)
AF — Haas fumble recovery in end zone (Barry kick)
TENN — Majors 57 punt return (Hunt kick)
AF — Bassa 27 pass from Parker (Kick failed)
TENN — Hunt 33 FG

TEAM STATISTICS	TENN	AF
First Downs	24	15
Rushes-Yards	42-86	24-(-12)
Passing Yards	306	239
Passes (Att.-Comp.-Int.)	46-24-2	46-23-4
Total Offensive Plays	88	70
Total Offensive Yards	392	227
Fumbles-Lost	7-3	7-4
Penalties-Yards	8-74	0-0
Punts-Average	5-31.4	8-34.5

TENNESSEE

RUSHING	Att	Gain	TD	Lg		
Watson	14	57	0	11		
McLeary	14	39	2	20		
PASSING	Att	Comp	Int	Yds	TD	Lg
Scott	40	22	2	288	1	46
RECEIVING	No	Yds	TD	Lg		
Thompson	9	125	0	25		

AIR FORCE

RUSHING	Att	Gain	TD	Lg		
Bream	16	16	0	6		
PASSING	Att	Comp	Int	Yds	TD	Lg
Parker	46	23	4	239	1	27
RECEIVING	No	Yds	TD	Lg		
Bassa	10	114	1	27		
Bolen	6	60	0	22		

1971 LIBERTY BOWL

TENNESSEE	7	0	0	7	-	**14**
ARKANSAS	0	7	0	6	-	**13**

Dec. 20, 1971

MEMPHIS — Late in the fourth quarter, Arkansas looked to be a sure winner of the 1971 Liberty Bowl game only to see that Tennessee had enough left in the tank to grab an improbable victory.

A packed house at the Liberty Bowl that was nearly evenly divided in its loyalties saw the two schools battle for the first time since 1907 on a cold December evening.

Leading 13-7 and apparently dominating the game, the Razorbacks had a potential game-winning field goal nullified by a penalty. A series later, the Hogs lost a fumble after a completed pass at their 36.

The Vols struck quickly for the winning score, just as Gen. Neyland's game maxims had said. Quarterback Jim Maxwell, pressed into service in the Tulsa game earlier in the season and undefeated as a starter, hit tight end Gary Theiler to the Arkansas 19.

Fullback Curt Watson, "The Crossville Comet," who was closing out a brilliant career in Orange and White, finished the drive with a 17-yard touchdown run. George Hunt's extra point was the margin of victory. Eddie Brown had an interception on the ensuing series to seal the deal.

The narrow victory enabled the Vols to finish No. 9 in both national polls and finish 10-2 for the second year in a row.

SCORING SUMMARY

TENN — Rudder 2 run (Hunt kick)
ARK — Hodge 36 pass from Ferguson (McClard kick)
ARK — McClard 19 FG
ARK — McClard 30 FG
TENN — Watson 17 run (Hunt kick)

TEAM STATISTICS	TENN	ARK
First Downs	15	22
Rushes-Yards	34-97	46-167
Passing Yards	142	200
Passes (Att.-Comp.-Int.)	21-11-3	28-18-3
Total Offensive Plays	55	74
Total Offensive Yards	239	367
Fumbles-Lost	1-1	2-2
Penalties-Yards	7-73	6-85
Punts-Average	5-43.8	3-43.6

TENNESSEE

RUSHING	Att	Gain	TD	Lg		
Chancey	12	34	0	9		
Watson	11	39	1	17		
PASSING	Att	Comp	Int	Yds	TD	Lg
Maxwell	20	10	3	120	0	26
RECEIVING	No	Yds	TD	Lg		
Theiler	3	53	0	22		
Love	3	37	0	22		

ARKANSAS

RUSHING	Att	Gain	TD	Lg		
Saint	17	71	0	11		
PASSING	Att	Comp	Int	Yds	TD	Lg
Ferguson	28	18	3	200	1	36
RECEIVING	No	Yds	TD	Lg		
Hodge	6	75	1	36		

1972 BLUEBONNET BOWL

TENNESSEE	14	10	0	0	-	**24**
LSU	3	0	7	7	-	**17**

Dec. 30, 1972

HOUSTON — Condredge Holloway turned in his most electrifying performance of the season, completing 11 of 19 passes for 94 yards and rushing for 74 yards on 19 carries, to lead the Vols past SEC rival LSU 24-17 in the 1972 Astro-Bluebonnet Bowl.

Holloway, who was named the game's outstanding player, led the Vols to a 24-3 halftime lead, scoring twice and throwing a touchdown pass to tight end Jimmy Young. Known as the "Artful Dodger," Holloway kept the Tigers off balance the first 30 minutes and left Vol fans wondering what might be ahead for the diminutive signal-caller.

Things got tense for the Vols in the second half as LSU All-America quarterback Bert Jones led the Tigers to two second half scores. Jones was threatening a third when All-America and senior defensive back Conrad Graham cleanly broke up a fourth down pass at the Vol 10 to preserve the victory.

Tennessee's Carl Johnson was named the defensive player of the game. The game finished a 31-5 composite record for the Vol senior class.

SCORING SUMMARY

LSU — Jackson 29 FG
TENN — Young 6 pass from Holloway (Townsend kick)
TENN — Holloway 15 run (Townsend kick)
TENN — Townsend 33 FG
TENN — Holloway 10 run (Townsend kick)
LSU — Jones 2 run (Jackson kick)
LSU — Davis 1 run (Jackson kick)

TEAM STATISTICS	TENN	LSU
First Downs	17	18
Rushes-Yards	41-179	52-187
Passing Yards	94	90
Passes (Att.-Comp.-Int.)	19-11-1	20-7-1
Total Offensive Plays	60	72
Total Offensive Yards	273	277
Fumbles-Lost	0-0	1-0
Penalties-Yards	4-35	3-35
Punts-Average	6-41.2	5-37.0

TENNESSEE

RUSHING	Att	Gain	Lost	Net	TD	Lg
Holloway	19	96	22	74	2	11
Chancey	13	73	0	73	0	9
PASSING	Att	Comp	Int	Yds	TD	Lg
Holloway	19	11	1	94	1	21
RECEIVING	No	Yds	TD	Lg		
Stanback	4	41	0	14		

LSU

RUSHING	Att	Gain	Lost	Net	TD	Lg
Davis	16	89	1	88	1	15
PASSING	Att	Comp	Int	Yds	TD	Lg
Jones	19	7	0	90	0	22
RECEIVING	No	Yds	TD	Lg		
Boyd	2	33	0	20		

1973 GATOR BOWL

TEXAS TECH	7	7	7	7	-	**28**
TENNESSEE	0	3	10	6	-	**19**

Dec. 29, 1973

JACKSONVILLE, Fla. — Tennessee and Texas Tech gave the 62,000-plus fans on hand an exciting offensive show that was another in a series of 1973 games that went down to the wire before a winner was determined. This time, however, it was Texas Tech jumping to an early lead and hanging on for a 28-19 victory.

Texas Tech jumped to a 14-0 lead on the running and passing of quarterback Joe Barnes and led 14-3 at the half as Ricky Townsend got the Vols on the board with a 30-yard field goal.

Haskel Stanback led the Vols' second-half rally, running for one touchdown and catching a pass from Condredge Holloway for another. The Vols closed to 21-19, but misfired on a two-point conversion and a field goal before a long run and subsequent touchdown put the game away for the Red Raiders.

Stanback gained 95 yards in 19 carries and was named Tennessee's outstanding player.

SCORING SUMMARY

TECH — Barnes 7 run (Grimes kick)
TECH — Williams 79 pass from Barnes (Grimes kick)
TENN — Townsend 30 FG
TENN — Stanback 5 run (Townsend kick)
TECH — Tillman 7 pass from Barnes (Grimes kick)
TENN — Townsend 37 FG
TENN — Stanback 7 pass from Holloway (Pass failed)
TECH — Isaac 3 run (Grimes kick)

TEAM STATISTICS	TENN	TECH
First Downs	18	19
Rushes-Yards	49-153	55-276
Passing Yards	190	154
Passes (Att.-Comp.-Int.)	28-17-1	11-8-0
Total Offensive Plays	77	66
Total Offensive Yards	343	430
Fumbles-Lost	1-1	3-2
Penalties-Yards	1-3	5-55
Punts-Average	4-40.5	6-40.9

TENNESSEE

RUSHING	Att	Gain	TD	Lg		
Stanback	19	95	0	9		
PASSING	Att	Comp	Int	Yds	TD	Lg
Holloway	27	17	1	190	1	27
RECEIVING	No	Yds	TD	Lg		
Yarbrough	4	28	0	9		

TEXAS TECH

RUSHING	Att	Gain	TD	Lg		
Isaac	19	67	1	14		
PASSING	Att	Comp	Int	Yds	TD	Lg
Barnes	11	8	0	154	2	79
RECEIVING	No	Yds	TD	Lg		
Williams	3	94	1	79		

1974 LIBERTY BOWL

TENNESSEE	0	0	0	7	-	**7**
MARYLAND	0	3	0	0	-	**3**

Dec. 16, 1974

MEMPHIS — Two Vol sophomores teamed up for the winning score in the 1974 Liberty Bowl. Randy Wallace, subbing for the injured Condredge Holloway, threw an 11-yard touchdown pass to Larry Seivers, who outleaped two defenders with 2:44 left in the game to subdue the Terps 7-3.

Led by All-America tackle Randy White, Maryland had kept the Vols bottled up throughout the cold December night in Memphis. The Terps got a second quarter field goal and almost made it stand up.

Mike Gayles, who gained 106 yards in 17 carries, was named the Vols' outstanding offensive player. Defensive end Ron McCartney was the Vols' defensive standout.

SCORING SUMMARY

UM — Mike-Meyer 28 FG
TENN — Seivers 11 pass from Wallace (Townsend kick)

TEAM STATISTICS	TENN	MD
First Downs	15	16
Rushes-Yards	54-173	42-108
Passing Yards	65	158
Passes (Att.-Comp.-Int.)	16-7-0	24-15-2
Total Offensive Plays	70	66
Total Offensive Yards	238	266
Fumbles-Lost	4-2	3-3
Penalties-Yards	8-69	4-63
Punts-Average	7-39.1	6-41.0

TENNESSEE

RUSHING	Att	Gain	TD	Lg		
Gayles	17	106	0	17		
PASSING	Att	Comp	Int	Yds	TD	Lg
Holloway	15	6	0	54	0	14
RECEIVING	No	Yds	TD	Lg		
Seivers	4	38	1	14		

MARYLAND

RUSHING	Att	Gain	TD	Lg		
Carter	22	65	0	16		
PASSING	Att	Comp	Int	Yds	TD	Lg
Avellini	22	15	2	158	0	28
RECEIVING	No	Yds	TD	Lg		
Carter	6	68	0	28		

1979 BLUEBONNET BOWL

PURDUE	0	14	7	6	-	**27**
TENNESSEE	0	0	6	16	-	**22**

Dec. 31, 1979

HOUSTON — Tennessee, making its first bowl appearance in five years, saw a gutty second half comeback fall short in the waning moments of the fourth quarter. Trailing 21-0 in the third quarter, the Vols rallied to take the lead 22-21 late in the fourth quarter. But Purdue quarterback Mark Herrmann threw the game-winner, a 17-yard toss to Charley Young, with just 1:30 remaining.

The Vols' comeback was triggered by an 8-yard Jimmy Streater pass to halfback Glenn Ford. The second Vol touchdown came on a pass from wingback Phil Ingram to tailback James Berry. When Hubert Simpson scored the two-pointer, the Vols were back in the game. The Vols took the lead as Simpson scored catching the two-point conversion.

All-America defensive back Roland James was the Defensive Player of the Game, with eight unassisted tackles and a 19-yard punt return to his credit. Streater finished with 270 yards rushing and passing.

SCORING SUMMARY

PURDUE — McCall 6 run (Seibel kick)
PURDUE— Berrell 12 pass from Herrmann (Seibel kick)
PURDUE — Young 12 pass from Herrmann (Seibel kick)
TENN — Ford 8 pass from Streater (Pass failed)
TENN — Berry 15 pass from Ingram (Simpson run)
TENN — Simpson 1 run (Simpson pass from Streater)
PURDUE — Young 17 pass from Herrmann (Pass failed)

TEAM STATISTICS	TENN	PUR
First Downs	19	31
Rushes-Yards	41-146	53-180
Passing Yards	234	303
Passes (Att.-Comp.-Int.)	36-17-3	39-21-0
Total Offensive Plays	77	92
Total Offensive Yards	380	483
Fumbles-Lost	3-2	2-1
Penalties-Yards	7-56	3-25
Punts-Average	6-38.0	7-43.6

TENNESSEE

RUSHING	Att	Gain	TD	Lg		
Simpson	16	47	1	9		
PASSING	Att	Comp	Int	Yds	TD	Lg
Streater	34	16	3	219	1	56
RECEIVING	No	Yds	TD	Lg		
Gault	4	22	0	8		

PURDUE

RUSHING	Att	Gain	TD	Lg		
McCall	18	91	1	15		
PASSING	Att	Comp	Int	Yds	TD	Lg
Herrmann	39	21	0	303	3	38
RECEIVING	No	Yds	TD	Lg		
Burrell	8	144	1	32		

1981 GARDEN STATE BOWL

TENNESSEE	13	8	0	7	-	**28**
WISCONSIN	7	0	0	14	-	**21**

Dec. 13, 1981

EAST RUTHERFORD, N.J. — Steve Alatorre completed 24 of 42 passes for 315 yards and one touchdown as the Vols defeated Wisconsin 28-21.

After Wisconsin went ahead 7-3 in the first quarter, Willie Gault returned the ensuing kickoff 87 yards for a touchdown and the Vols were never headed. Alatorre hit wide receiver Anthony Hancock, who made 11 catches on the day, with a 43-yard scoring strike and the Vols led 21-7 at the half. The Vol defense did its part with two first-half interceptions.

Wisconsin's Randy Wright kept the Badgers in the game in the second half, throwing two touchdown passes, but Alatorre's 6-yard run in the fourth quarter proved to be the difference.

Both Alatorre and Hancock made their final Vol game their best. Alatorre was named the game's outstanding player. Defensively, tackle Reggie White led the Vols.

SCORING SUMMARY

TENN — Reveiz 22 FG
WIS — Cole 3 run (Doran kick)
TENN — Gault 87 kickoff return (Reveiz kick)
TENN — Reveiz 44 FG
TENN — Hancock 43 pass from Alatorre (Cofer pass from Alatorre)
WIS — Nault 6 pass from Wright (Doran kick)
TENN — Alatorre 6 run (Reveiz kick)
WIS — McFadden 11 pass from Wright (Doran kick)

TEAM STATISTICS	TENN	WIS
First Downs	27	22
Rushes-Yards	43-89	39-177
Passing Yards	315	212
Passes (Att.-Comp.-Int.)	42-24-0	37-14-3
Total Offensive Plays	85	76
Total Offensive Yards	404	389
Fumbles-Lost	4-0	1-1
Penalties-Yards	8-84	6-73
Punts-Average	6-45.2	6-36.7

TENNESSEE

RUSHING	Att	Gain	Lost	Net	TD	Lg
Berry	10	44	0	44	0	11
PASSING	Att	Comp	Int	Yds	TD	Lg
Alatorre	42	24	0	315	1	43
RECEIVING	No	Yds	TD	Lg		
Hancock	11	196	1	43		

WISCONSIN

RUSHING	Att	Gain	Lost	Net	TD	Lg
Cole	9	39	0	39	1	9
PASSING	Att	Comp	Int	Yds	TD	Lg
Wright	21	9	1	123	2	27
RECEIVING	No	Yds	TD	Lg		
Nault	5	85	1	27		

1982 PEACH BOWL

IOWA	0	21	7	0	-	**28**
TENNESSEE	7	0	12	3	-	**22**

Dec. 31, 1982

ATLANTA — Iowa built a 21-7 first half lead, keyed by three Chuck Long touchdown passes, and weathered a second half Vol rally to win the 1982 Peach Bowl 28-22.

Tennessee's second-half comeback was led by quarterback Alan Cockrell and running backs Chuck Coleman and Doug Furnas. The Vols came off the mat to register two touchdowns and a field goal to close to 28-22 late in the fourth quarter.

With the clock winding down, the outcome hinged on two short yardage plays the Hawkeyes stopped at their 7. On third-and-2, Cockrell's pass was deflected. On fourth down, the Vol signal-caller was stopped short on a counter-option.

Cockrell completed 22 of 41 passes for 221 yards and one touchdown and was named Tennessee's Outstanding Player by CBS broadcasters.

SCORING SUMMARY

TENN — Cockrell 6 run (Reveiz kick)
IOWA — Moriz 57 pass from Long (Nichol kick)
IOWA — Harmon 18 pass from Long (Nichol kick)
IOWA — Harmon 8 pass from Long (Nichol kick)
TENN — Coleman 10 run (Kick blocked)
IOWA — Phillips 2 run (Nichol kick)
TENN — Gault 19 pass from Cockrell (Pass failed)
TENN — Reveiz 27 FG

TEAM STATISTICS	TENN	IOWA
First Downs	23	24
Rushes-Yards	38-154	43-110
Passing Yards	221	304
Passes (Att.-Comp.-Int.)	41-22-0	26-19-1
Total Offensive Plays	79	69
Total Offensive Yards	375	414
Fumbles-Lost	2-1	1-1
Penalties-Yards	7-47	3-30
Punts-Average	5-45.2	5-34.6
Time of Possession	30:55	29:05

TENNESSEE

RUSHING	Att	Gain	Lost	Net	TD	Lg
Furnas	12	52	0	52	0	16
PASSING	**Att**	**Comp**	**Int**	**Yds**	**TD**	**Lg**
Cockrell	41	22	0	221	1	22
RECEIVING	**No**	**Yds**	**TD**	**Lg**		
Wilson	7	62	0	15		

IOWA

RUSHING	Att	Gain	Lost	Net	TD	Lg
Gill	16	78	8	70	0	15
PASSING	**Att**	**Comp**	**Int**	**Yds**	**TD**	**Lg**
Long	26	19	1	304	3	57
RECEIVING	**No**	**Yds**	**TD**	**Lg**		
Moritz	8	168	1	57		

1983 FLORIDA CITRUS BOWL

TENNESSEE	7	3	6	14	-	**30**
MARYLAND	3	6	11	3	-	**23**

Dec. 17, 1983

ORLANDO, Fla. — The Vols closed out their finest season since 1972, scoring two fourth quarter TDs to defeat Maryland 30-23, before a sellout crowd of 50,500 and millions more on Mizlou.

Johnnie Jones and Alan Cockrell were the Vols' offensive standouts. Jones gained 154 yards on 29 carries and tallied twice, part of the Vols 201-yard ground attack. Cockrell completed 16 of 23 passes for 185 yards and one touchdown. Clyde Duncan caught six passes for 59 yards and Lenny Taylor caught four for 68 yards and one touchdown.

The Vols were led on defense by linebacker Alvin Toles, who recovered a fumble and intercepted a pass, both efforts leading to Vol scores. The Vols also held the Terrapins to 95 yards on the ground.

The Vols finished the year No. 15 by *The New York Times*, No. 17 by *USA Today* and No. 14 by *Sports Illustrated*.

SCORING SUMMARY

UM — Atkinson 18 FG
TENN — Taylor 12 pass from Cockrell (Reveiz kick)
UM — Atkinson 48 FG
UM — Atkinson 31 FG
TENN — Reveiz 25 FG
UM — Atkinson 22 FG
TENN — Henderson 19 run (Pass failed)
UM — Badjanek 3 run (Badjanek run)
TENN — Jones 1 run (Reveiz kick)
TENN — Jones 2 run (Reveiz kick)
UM — Atkinson 26 FG

TEAM STATISTICS	TENN	MD
First Downs	25	17
Rushes-Yards	49-201	34-95
Passing Yards	185	253
Passes (Att.-Comp.-Int.)	23-16-1	28-18-1
Total Offensive Plays	72	62
Total Offensive Yards	386	348
Fumbles-Lost	1-1	3-1
Penalties-Yards	1-5	6-32
Punts-Average	1-47.0	0-0
Time of Possession	30:12	29:48

TENNESSEE

RUSHING	Att	Gain	Lost	Net	TD	Lg
Jones	29	154	0	154	2	19
PASSING	**Att**	**Comp**	**Int**	**Yds**	**TD**	**Lg**
Cockrell	23	16	1	185	1	25
RECEIVING	**No**	**Yds**	**TD**	**Lg**		
Duncan	6	59	0	21		

MARYLAND

RUSHING	Att	Gain	Lost	Net	TD	Lg
Joyner	17	58	0	58	0	7
PASSING	**Att**	**Comp**	**Int**	**Yds**	**TD**	**Lg**
Reich	22	14	1	192	0	30
RECEIVING	**No**	**Yds**	**TD**	**Lg**		
Davis	4	66	0	28		
Joyner	4	65	0	30		

1984 SUN BOWL

MARYLAND	0	0	22	6	-	**28**
TENNESSEE	10	11	6	0	-	**27**

Dec. 22, 1984

EL PASO, Texas — Maryland, trailing 21-0 after the first half, scored 22 points in the third quarter and grimly held on for a 28-27 victory in the 1984 Sun Bowl. The issue was in doubt until Maryland defensive back Keeta Covington jarred the ball loose from the Vols' Tony Robinson, just when the Vols looked to be in position to win on a last-second field goal attempt.

Tennessee jumped to the early lead on the running of tailback Johnnie Jones and the passing combo of Robinson to Tim McGee. Fuad Reveiz added two field goals and the Vols appeared in control.

Maryland reeled off 22 consecutive points in the third quarter, before Pete Panuska gave the Vols their last lead of the game, returning a Maryland kickoff 100 yards for the go-ahead score. Maryland's Rick Badjanek scored the game-winner with 2:28 left. But it remained for Covington to make his big play to secure the Maryland victory.

SCORING SUMMARY

TENN — Jones 2 run (Reveiz kick)
TENN — Reveiz 24 FG
TENN — Reveiz 52 FG
TENN — McGee 6 pass from Robinson (McGee pass from Robinson)
UM — Neal 57 run (Pass failed)
UM — Atkinson 23 FG
UM — Badjanek 1 run (Pass failed)
UM — Edmunds 40 pass from Reich (Atkinson kick)
TENN — Panuska 100 kickoff return (Pass failed)
UM — Badjanek 1 run (Pass failed)

TEAM STATISTICS	TENN	MD
First Downs	13	22
Rushes-Yards	34-148	54-229
Passing Yards	132	201
Passes (Att.-Comp.-Int.)	24-15-0	28-17-1
Total Offensive Plays	58	82
Total Offensive Yards	280	430
Fumbles-Lost	2-2	2-2
Penalties-Yards	6-49	8-63
Punts-Average	5-42.4	4-47.0
Sacks By-Yards	7-53	1-6
Time of Possession	24:03	35:57

TENNESSEE

RUSHING	Att	Gain	Lost	Net	TD	Lg
Jones	16	72	3	69	1	10
PASSING	**Att**	**Comp**	**Int**	**Yds**	**TD**	**Lg**
Robinson	24	15	0	132	1	21
RECEIVING	**No**	**Yds**	**TD**	**Lg**		
McGee	6	66	1	21		

MARYLAND

RUSHING	Att	Gain	Lost	Net	TD	Lg
Badanjek	21	93	3	90	2	10
PASSING	**Att**	**Comp**	**Int**	**Yds**	**TD**	**Lg**
Reich	28	17	1	201	1	40
RECEIVING	**No**	**Yds**	**TD**	**Lg**		
Hill	4	69	0	35		

1986 SUGAR BOWL

TENNESSEE	0	14	14	7	-	**35**
MIAMI (FLA.)	7	0	0	0	-	**7**

Jan. 1, 1986

NEW ORLEANS — Tennessee rang in 1986 in grand fashion, taking a 35-7 decision over the Miami Hurricanes in the 52nd Sugar Bowl. A crowd of 77,432 saw the Vols spot the Hurricanes an early 7-0 lead, but, after Daryl Dickey and Jeff Smith hooked up for a 6-yard touchdown pass early in the second quarter, the Vols were completely in control.

The Vols took the lead late in the first half when wide receiver Tim McGee corralled a Vol fumble in the end zone. They extended their lead in the third quarter as fullback Sam Henderson scored from 1-yard out after Darrin Miller's fumble recovery gave the Vols the ball at the Miami 32. After a Miami punt, Tennessee's Jeff Powell brought Vol fans to their feet, sprinting 60 yards for another Vol touchdown. All-America defensive back Chris White intercepted Miami quarterback Vinny Testaverde in the fourth quarter to set up a 6-yard scoring run by Charles Wilson.

The win evened the Vols' Sugar Bowl mark at 3-3. Dickey, who completed 15 of 25 passes for 131 yards and one touchdown, was named the game's outstanding player.

SCORING SUMMARY

MIAMI — Irvin 18 pass from Testaverde (Cox kick)
TENN — Smith 6 pass from Dickey (Reveiz kick)
TENN — McGee recovered fumble in end zone (Reveiz kick)
TENN — Henderson 1 run (Reveiz kick)
TENN — Powell 60 run (Reveiz kick)
TENN — Wilson 6 run (Reveiz kick)

TEAM STATISTICS	TENN	MIA
First Downs	16	22
Rushes-Yards	43-211	30-95
Passing Yards	131	237
Passes (Att.-Comp.-Int.)	25-15-1	44-23-4
Total Offensive Plays	68	74
Total Offensive Yards	342	269
Fumbles-Lost	2-1	5-2
Penalties-Yards	11-125	15-120
Punts-Average	6-39.1	6-37.6
Sacks By-Yards	7-84	1-7
Time of Possession	31:01	28:59

TENNESSEE

RUSHING	Att	Gain	Lost	Net	TD	Lg
Powell	11	104	2	102	1	60
PASSING	**Att**	**Comp**	**Int**	**Yds**	**TD**	**Lg**
Dickey	25	15	1	131	1	30
RECEIVING	**No**	**Yds**	**TD**	**Lg**		
McGee	7	94	0	30		

MIAMI

RUSHING	Att	Gain	Lost	Net	TD	Lg
Williams	8	45	2	43	0	11
PASSING	**Att**	**Comp**	**Int**	**Yds**	**TD**	**Lg**
Testaverde	36	20	3	217	1	47
RECEIVING	**No**	**Yds**	**TD**	**Lg**		
Irvin	5	91	1	47		

1986 LIBERTY BOWL

TENNESSEE	7	7	0	7	-	**21**
MINNESOTA	0	3	10	6	-	**14**

Dec. 29, 1986

MEMPHIS — Jeff Francis threw three touchdown passes and the Vol defense shut down Minnesota when it had to, leading Tennessee to a 21-14 victory over Minnesota in the 28th Liberty Bowl.

The Vols jumped to a 14-3 halftime lead as Francis threw touchdown passes to wide receiver Joey Clinkscales and fullback William Howard. Minnesota got a late field goal from Chip Lohmiller and trailed 14-3 at the half.

The Gophers dominated the third period, getting a touchdown from quarterback Rickey Foggie on a fourth-down option play. Freshman Darrell Thompson's two-point conversion run put Minnesota back in the game. Another field goal from Lohmiller in the fourth quarter knotted the count.

The Vols roared back for the clinching score, as Francis hit Nate Middlebrooks and Anthony Miller to move deep into Minnesota territory. On third-and-3, he hit Clinkscales for the game-winner in the left corner of the end zone. The Vol defense shut down Foggie and Minnesota the rest of the way and rang up UT's third Liberty Bowl victory in as many tries.

SCORING SUMMARY

TENN — Clinkscales 18 pass from Francis (Reveiz kick)
TENN — Howard 23 pass from Francis (Reveiz kick)
MINN — Lohmiller 27 FG
MINN — Foggie 11 run (Thompson run)
MINN — Lohmiller 25 FG
TENN — Clinkscales 15 pass from Francis (Reveiz kick)

TEAM STATISTICS	TENN	MINN
First Downs	17	20
Rushes-Yards	29-81	47-238
Passing Yards	243	136
Passes (Att.-Comp.-Int.)	31-22-0	25-10-0
Total Offensive Plays	60	72
Total Offensive Yards	324	386
Fumbles-Lost	4-1	2-2
Penalties-Yards	5-49	5-30
Punts-Average	5-38.4	3-39.7
Sacks By-Yards	1-4	1-8
Time of Possession	28:40	31:20

TENNESSEE

RUSHING	Att	Gain	Lost	Net	TD	Lg
Howard	16	68	5	63	0	10
PASSING	**Att**	**Comp**	**Int**	**Yds**	**TD**	**Lg**
Francis	31	22	0	243	3	27
RECEIVING	**No**	**Yds**	**TD**	**Lg**		
Clinkscales	7	72	2	18		
Miller	6	72	0	27		

MINNESOTA

RUSHING	Att	Gain	Lost	Net	TD	Lg
Thompson	25	139	3	136	0	21
PASSING	**Att**	**Comp**	**Int**	**Yds**	**TD**	**Lg**
Foggie	25	10	0	136	0	44
RECEIVING	**No**	**Yds**	**TD**	**Lg**		
Anderson	3	31	0	15		

1988 PEACH BOWL

TENNESSEE	14	7	0	6	-	**27**
INDIANA	3	7	6	6	-	**22**

Jan. 2, 1988

ATLANTA — Tennessee closed the 1987 season the way it began it way back in August, posting a come-from-behind win over a Big Ten rival. This time the Indiana Hoosiers were the victim, as the Vols rallied once again in the fourth quarter for a 27-22 victory.

A record Peach Bowl crowd of 58,737 saw the Vols explode to a 21-3 lead early in the second quarter as quarterback Jeff Francis led three scoring drives and threw TD passes to Anthony Miller and Terence Cleveland. Indiana rallied in the second half and led 22-21 late in the fourth quarter. But the Vol defense stiffened and Francis and his offensive mates got the ball at the Hoosier 40.

The Vols took it for the winning score as Francis scrambled for a crucial first down and Cobb got the game-winner from 9 yards out. Charles Kimbrough's interception sealed the Vols' first win in two Peach Bowl tries.

SCORING SUMMARY

TENN — Cobb 6 run (Reich kick)
IND — Stoyanovich 52 FG
TENN — Miller 45 pass from Francis (Reich kick)
TENN — Cleveland 15 pass from Francis (Reich kick)
IND — Jones 43 pass from Schnell (Stoyanovich kick)
IND — Thompson 12 run (Pass failed)
IND — Jorden 12 run (Pass failed)
TENN — Cobb 9 run (Pass failed)

TEAM STATISTICS	TENN	IND
First Downs	26	16
Rushes-Yards	52-244	31-96
Passing Yards	230	218
Passes (Att.-Comp.-Int.)	27-21-0	33-18-2
Total Offensive Plays	79	64
Total Offensive Yards	474	314
Fumbles-Lost	2-2	0-0
Penalties-Yards	5-35	4-37
Punts-Average	2-36.5	6-30.6
Time of Possession	33:19	26:41

TENNESSEE

RUSHING	Att	Gain	Lost	Net	TD	Lg
Cobb	21	151	5	146	2	43
PASSING	**Att**	**Comp**	**Int**	**Yds**	**TD**	**Lg**
Francis	26	20	0	225	2	45
RECEIVING	**No**	**Yds**	**TD**	**Lg**		
Miller	5	78	1	45		

INDIANA

RUSHING	Att	Gain	Lost	Net	TD	Lg
Thompson	18	73	6	67	1	17
PASSING	**Att**	**Comp**	**Int**	**Yds**	**TD**	**Lg**
Schnell	33	18	2	218	1	43
RECEIVING	**No**	**Yds**	**TD**	**Lg**		
Jones	7	150	1	43		

1990 COTTON BOWL

TENNESSEE	3	14	14	0	-	**31**
ARKANSAS	6	0	7	14	-	**27**

Jan. 1, 1990

DALLAS — Tennessee finished with its finest season record since 1970 by taking a hard-fought 31-27 decision over the Southwest Conference champion Razorbacks.

The Vols, paced by the running of Offensive MVP Chuck Webb and an opportunistic defense, raced to a 31-13 lead after three periods, but the Hogs stormed back to close the margin before Alvin Harper recovered an onside kick attempt with 1:23 left on the clock and the Vols were able to run out the clock.

UT had parlayed a field goal by Greg Burke, two TDs by Webb, one on a 78-yard run down the near sideline, an 84-yard pass from Andy Kelly to Anthony Morgan and a 1-yard toss from Kelly to Greg Amsler to take the lead.

Martin Williams and Tracy Hayworth recovered fumbles to blunt two Arkansas drives and Defensive MVP Carl Pickens intercepted an Arkansas pass to stop another drive. Kacy Rodgers made a big play in the fourth quarter, stopping Arkansas tailback Barry Foster on fourth-and-1 at the Vol 9.

SCORING SUMMARY

TENN — Burke 23 FG
ARK — Foster 1 run (Run failed)
TENN — Morgan 84 pass from Kelly (Burke kick)
TENN — Webb 1 run (Burke kick)
TENN — Amsler 1 pass from Kelly (Burke kick)
ARK — Rouse 1 run (Wright kick)
TENN — Webb 78 run (Burke kick)
ARK — Foster 1 run (Foster run)
ARK — Winston 67 pass from Grovey (Pass failed)

TEAM STATISTICS	TENN	ARK
First Downs	16	31
Rushes-Yards	38-320	72-361
Passing Yards	150	207
Passes (Att.-Comp.-Int.)	23-9-2	22-12-1
Total Offensive Plays	61	94
Total Offensive Yards	470	568
Fumbles-Lost	0-0	3-2
Penalties-Yards	4-36	3-20
Punts-Average	5-39.0	3-44.3
Time of Possession	22:17	37:43

TENNESSEE

RUSHING	Att	Gain	Lost	Net	TD	Lg
Webb	26	250	0	250	2	78
PASSING	**Att**	**Comp**	**Int**	**Yds**	**TD**	**Lg**
Kelly	23	9	2	150	2	84
RECEIVING	**No**	**Yds**	**TD**	**Lg**		
Morgan	2	96	1	84		
Harper	2	28	0	19		

ARKANSAS

RUSHING	Att	Gain	Lost	Net	TD	Lg
Rouse	22	145	11	134	1	29
Foster	22	103	0	103	2	18
PASSING	**Att**	**Comp**	**Int**	**Yds**	**TD**	**Lg**
Grovey	22	12	1	207	1	67
RECEIVING	**No**	**Yds**	**TD**	**Lg**		
Russell	7	105	0	28		

1991 SUGAR BOWL

TENNESSEE	0	0	3	20	-	**23**
VIRGINIA	9	7	0	6	-	**22**

Jan. 1, 1991

NEW ORLEANS — Tennessee concluded its 100-year anniversary season and longest in Vol history with a come-from-behind victory in the 57th Sugar Bowl Classic at the Louisiana Superdome. The Vols concluded a 9-2-2 season.

The Vols trailed for the first 59:29, but won the game when Tony Thompson, who rushed for 151 yards, hurdled the line for a score from 1 yard out. Thompson's score climaxed a Sugar Bowl record-setting 20-point fourth quarter.

Leading 16-3, Virginia looked poised to put the game away late in the third quarter. But Floyd Miley intercepted a Shawn Moore pass at the Vol 6 and the rally was on. Andy Kelly, voted the game's most outstanding player, led three drives for scores and Dale Carter intercepted a last-gasp Virginia pass to gain the victory.

Thompson scored twice in the fourth quarter rally and Kelly found Carl Pickens wide open for the other score.

Carter had two interceptions for his night's work and linebacker Darryl Hardy had eight tackles and four broken-up passes.

SCORING SUMMARY

VA — Steele 10 run (Kick blocked)
VA — McInerney 22 FG
VA — Kirby 1 run (McInerney kick)
TENN — Burke 27 FG
TENN — Thompson, 7 run (Burke kick)
VA — McInerney 43 FG
TENN — Pickens 15 pass from Kelly (Burke kick)
VA — McInerney 44 FG
TENN — Thompson 1 run (Pass failed)

TEAM STATISTICS	TENN	VA
First Downs	28	25
Rushes-Yards	38-191	58-287
Passing Yards	273	62
Passes (Att.-Comp.-Int.)	35-24-2	24-9-3
Total Offensive Plays	73	82
Total Offensive Yards	464	349
Fumbles-Lost	1-1	1-0
Penalties-Yards	5-65	5-30
Punts-Average	2-20.0	1-48.0
Sacks By-Yards	1-7	1-11
Time of Possession	23:32	36:28

TENNESSEE

RUSHING	Att	Gain	Lost	Net	TD	Lg
Thompson	25	154	3	151	2	38
PASSING	**Att**	**Comp**	**Int**	**Yds**	**TD**	**Lg**
Kelly	35	24	2	273	1	29
RECEIVING	**No**	**Yds**	**TD**	**Lg**		
Moore	7	97	0	29		
Pickens	6	87	1	22		

VIRGINIA

RUSHING	Att	Gain	Lost	Net	TD	Lg
Kirby	21	75	2	73	1	10
PASSING	**Att**	**Comp**	**Int**	**Yds**	**TD**	**Lg**
S. Moore	22	9	2	62	0	11
RECEIVING	**No**	**Yds**	**TD**	**Lg**		
Kirby	4	27	0	9		

1992 FIESTA BOWL

PENN STATE	7	0	14	21	-	**42**
TENNESSEE	10	0	7	0	-	**17**

Jan. 1, 1992

TEMPE, Ariz. — Tennessee appeared to be in the driver's seat of the 21st Fiesta Bowl, leading 17-7 midway in the third quarter, but Penn State ran off 35 unanswered points in just 7:49 to take the decision. Turnovers proved to be the Vols' undoing as four of the six Penn State scores came off Vol mistakes.

The Vols, who trailed 7-0 just 1:19 into the game, ran off 17 unanswered points of their own between the first and third quarters, but failed to take full advantage of the 441-226 yard statistical advantage. The Nittany Lions then reeled off 35 unanswered points of their own to seal the win.

James Stewart and Cory Fleming scored Vol touchdowns while John Becksvoort added two conversions and a 24-yard field goal. Stewart's score came after a 10-play, 62-yard drive in the first quarter. Fleming's came in the third quarter on a pass from Andy Kelly on which the Vol sophomore wideout made some nifty moves in the open field to score.

SCORING SUMMARY

PSU — Gash 10 pass from Sacca (Fayak kick)
TENN — Stewart run 1 (Becksvoort kick)
TENN — Becksvoort 24 FG
TENN — Fleming 44 pass from Kelly (Becksvoort kick)
PSU — LaBarca 3 pass from Sacca (Fayak kick)
PSU — Brady 13 pass from Sacca (Fayak kick)
PSU — Anderson 2 run (Fayak kick)
PSU — Givens 23 fumble interception return (Fayak kick)
PSU — McDuffie 37 pass from Sacca (Fayak kick)

TEAM STATISTICS	TENN	PSU
First Downs	25	12
Rushes-Yards	45-171	37-76
Passing Yards	270	150
Passes (Att.-Comp.-Int.)	43-21-1	28-11-0
Total Offensive Plays	88	65
Total Offensive Yards	441	226
Fumbles-Lost	5-3	0-0
Penalties-Yards	3-34	3-36
Punts-Average	6-36.3	9-47.9
Sacks By-Yards	4-25	3-20
Time of Possession	32:21	27:39

TENNESSEE

RUSHING	Att	Gain	Lost	Net	TD	Lg
Stewart	15	86	2	84	1	13
Hayden	13	57	1	56	0	12
PASSING	Att	Comp	Int	Yds	TD	Lg
Kelly	40	20	1	273	1	44
RECEIVING	No	Yds	TD	Lg		
Pickens	8	100	0	28		

PENN STATE

RUSHING	Att	Gain	Lost	Net	TD	Lg
Anderson	17	60	3	57	1	17
PASSING	Att	Comp	Int	Yds	TD	Lg
Sacca	28	11	0	150	4	37
RECEIVING	No	Yds	TD	Lg		
McDuffie	4	78	1	37		
Drayton	3	35	0	18		

1993 HALL OF FAME BOWL

TENNESSEE	14	0	17	7	-	**38**
BOSTON COLL.	0	7	0	16	-	**23**

Jan. 1, 1993

TAMPA, Fla. — Tennessee scored 14 points despite having the ball only 3:32 of the first quarter and added 24 more in the third and early fourth quarters to take a 38-23 decision over Boston College in the Hall of Fame Bowl at Tampa Stadium.

Game MVP Heath Shuler led the way, completing 18 of 23 passes for 245 yards and two touchdowns while scoring two himself. His TD passes went to Cory Fleming (27 yards) and Mose Phillips (69 yards). Shuler scored twice on runs of 1 and 14 yards. Jerry Colquitt threw a 48-yard scoring pass to Fleming and John Becksvoort added a field goal and five extra points. The Vols outgained the Eagles 450-371.

After a bad snap on BC's first punt of the game led to good field position at the BC 43, Shuler found Ron Davis down the left side for 42 yards and scored a play later on a keeper left. Fleming's first TD came on the Vols' next possession. The Vols' third quarter surge featured Shuler's second TD of the day and a Phillips' determined run for a score.

SCORING SUMMARY

TENN — Shuler 1 run (Becksvoort kick)
TENN — Fleming 27 pass from Shuler (Becksvoort kick)
BC — Mitchell 12 pass from Foley (Gordon kick)
TENN — Shuler 14 run (Becksvoort kick)
TENN — Becksvoort 25 FG
TENN — Phillips 69 pass from Shuler (Becksvoort kick)
TENN — Fleming 48 pass from Colquitt (Becksvoort kick)
BC — Mitchell 17 pass from Foley (Mitchell pass from Foley)
BC — D. Campbell 7 run (I. Boyd pass from Foley)

TEAM STATISTICS	TENN	BC
First Downs	20	22
Rushes-Yards	39-157	33-103
Passing Yards	293	268
Passes (Att.-Comp.-Int.)	26-19-0	47-23-1
Total Offensive Plays	65	80
Total Offensive Yards	450	371
Fumbles-Lost	1-1	1-0
Penalties-Yards	5-40	5-25
Punts-Average	4-41.3	5-37.0
Sacks By-Yards	4-30	1-5
Time of Possession	29:31	30:29

TENNESSEE

RUSHING	Att	Gain	Lost	Net	TD	Lg
Garner	10	49	4	45	0	11
PASSING	Att	Comp	Int	Yds	TD	Lg
Shuler	23	18	0	245	2	69
RECEIVING	NO	YDS	TD	LG		
Fleming	5	102	2	48		
Phillips	3	88	1	69		

BOSTON COLLEGE

RUSHING	Att	Gain	Lost	Net	TD	Lg
Dukes	15	88	5	83	0	19
PASSING	Att	Comp	Int	Yds	TD	Lg
Foley	46	23	1	268	2	27
RECEIVING	No	Yds	TD	Lg		
Mitchell	9	100	2	19		

1994 FLORIDA CITRUS BOWL

PENN STATE	7	10	7	7	-	**31**
TENNESSEE	10	3	0	0	-	**13**

Jan. 1, 1994

ORLANDO, Fla. — Tennessee jumped to a 10-0 lead on its first two offensive series, but Penn State rallied from a 13-10 deficit late in the first half with 21 unanswered points to take a 31-13 decision in the 48th annual Florida Citrus Bowl.

Tennessee moved to a field goal on its first possession, one of two made by John Becksvoort on the day. The Vols scored a touchdown on their second foray into Penn State territory on a 19-yard pass from Heath Shuler to Cory Fleming, but could add only a Citrus Bowl record 50-yard field goal by Becksvoort the rest of the afternoon.

Penn State scored to take the lead for good just before halftime and added another score off a sustained drive after the opening kickoff of the second half to assume control of the game.

Charlie Garner rushed 16 times for 89 yards and Fleming caught seven passes for 101 yards. The Vols finished with a 9-2-1 overall record.

SCORING SUMMARY

TENN — Becksvoort 46 FG
TENN — Fleming 19 pass from Shuler (Becksvoort kick)
PSU — Carter 3 run (Fayak kick)
PSU — Fayak 19 FG
TENN — Becksvoort 50 FG
PSU — Carter 14 run (Fayak kick)
PSU — Brady 7 pass from Collins (Fayak kick)
PSU — Engram 15 pass from Collins (Fayak kick)

TEAM STATISTICS	TENN	PSU
First Downs	16	20
Rushes-Yards	29-135	42-209
Passing Yards	213	162
Passes (Att.-Comp.-Int.)	44-23-1	24-15-1
Total Offensive Plays	73	66
Total Offensive Yards	348	371
Fumbles-Lost	0-0	0-0
Penalties-Yards	10/79	4/30
Punts-Average	6-44.2	6-32.0
Sacks By-Yards	4-20	1-7
Time of Possession	29:47	30:13

TENNESSEE

RUSHING	Att	Gain	Lost	Net	TD	Lg
Garner	16	91	2	89	0	18
PASSING	**Att**	**Comp**	**Int**	**Yds**	**TD**	**Lg**
Shuler	42	22	1	205	1	27
RECEIVING	**No**	**Yds**	**TD**	**Lg**		
Fleming	7	101	1	27		

PENN STATE

RUSHING	Att	Gain	Lost	Net	TD	Lg
Carter	21	112	4	108	1	15
PASSING	**Att**	**Comp**	**Int**	**Yds**	**TD**	**Lg**
Collins	24	15	1	162	2	36
RECEIVING	**No**	**Yds**	**TD**	**Lg**		
Engram	7	107	1	36		

1994 GATOR BOWL

TENNESSEE	14	21	0	10	-	**45**
VA. TECH	0	10	6	7	-	**23**

Dec. 30, 1994

GAINESVILLE, Fla. — Tennessee bolted to a 35-10 halftime lead and coasted from there to take a 45-23 triumph over Virginia Tech in the 1994 Gator Bowl at Florida Field. A 21-point second quarter was the key as the Vols scored on five of seven first half possessions.

James Stewart scored three TDs and threw a 19-yard TD pass to Kendrick Jones. Peyton Manning threw a 36-yard TD pass to Marcus Nash and Jay Graham scored on a 1-yard run.

Tyrone Hines had an interception which led to the Vols' first score, and Shawn Summers had a 49-yard punt return that led to a Vol score in the fourth period.

Stewart, who was named the most outstanding player for the game, carried 22 times for 85 yards. Manning completed 12 of 19 passes for 189 yards. Joey Kent led the Vols with six receptions for 116 yards, 42 coming on a spectacular catch down the far boundary a play before Nash's TD grab.

SCORING SUMMARY

TENN — J. Stewart 1 run (Becksvoort kick)
TENN — Nash 36 pass from Manning (Becksvoort kick)
TENN — Graham 1 run (Becksvoort kick)
VT — Thomas 1 run (Williams kick)
TENN — J. Stewart 1 run (Becksvoort kick)
TENN — Jones 19 pass from J. Stewart (Becksvoort kick)
VT — Williams 28 FG
VT — DeShazo 7 run (kick failed)
TENN — J. Stewart 5 run (Becksvoort kick)
TENN —Becksvoort 19 FG
VT — Still 9 pass from Druckenmiller (Williams kick)

TEAM STATISTICS	TENN	TECH
First Downs	18	22
Rushes-Yards	47-245	43-189
Passing Yards	250	237
Passes (Att.-Comp.-Int.)	23-16-0	38-23-2
Total Offensive Plays	70	81
Total Offensive Yards	495	426
Fumbles-Lost	0-0	5-1
Penalties-Yards	7-58	3-25
Punts-Average	5-43.6	5-43.4
Sacks By-Yards	0-0	2-16
Time of Possession	30:55	29:05

TENNESSEE

RUSHING	Att	Gain	Lost	Net	TD	Lg
Stewart	22	87	2	85	3	18
PASSING	**Att**	**Comp**	**Int**	**Yds**	**TD**	**Lg**
Manning	19	12	0	189	1	42
RECEIVING	**No**	**Yds**	**TD**	**Lg**		
Kent	6	116	0	42		

VIRGINIA TECH

RUSHING	Att	Gain	Lost	Net	TD	Lg
Thomas	19	103	1	102	1	27
DeShazo	11	50	11	39	1	13
PASSING	**Att**	**Comp**	**Int**	**Yds**	**TD**	**Lg**
DeShazo	30	17	2	140	0	25
RECEIVING	**No**	**Yds**	**TD**	**Lg**		
Still	5	79	1	25		
Holmes	5	45	0	16		

1996 FLORIDA CITRUS BOWL

TENNESSEE	0	7	7	6	-	**20**
OHIO STATE	7	0	0	7	-	**14**

Jan. 1, 1996

ORLANDO, Fla. — Jeff Hall kicked two fourth quarter field goals and the Vols defense held Ohio State in check as UT defeated the Buckeyes 20-14 on a rainy day in the Florida Citrus Bowl.

Jay Graham, the game's MVP, rushed for 154 yards, including a 69-yard scoring dash late in the first half that pulled the Vols even, 7-7, at halftime. Peyton Manning completed 20 of 35 passes for 182 yards and one touchdown. Joey Kent led the Vol receiving corps with seven catches for 109 yards, including a 47-yard scoring toss from Manning that gave UT a 14-7 advantage in the third quarter.

Hall's two field goals in the fourth quarter came after the Buckeyes had tied the game, 14-14. Tennessee's defense, which had stopped the Buckeyes on a second quarter fourth-and-inches at the 3-yard line, forced three turnovers in OSU's final four possessions.

UT held Ohio State, with Heisman winner Eddie George, to a season-low 89 yards on the ground.

The victory upped Tennessee's record to 11-1, its best since 1989 and propelled the Vols to a No. 2 finish in the final CNN/*USA Today* poll, UT's highest since 1967. The Vols were tabbed No. 3 in final Associated Press voting.

SCORING SUMMARY

OSU — George 2 run (Jackson kick)
TENN — Graham 69 run (Hall kick)
TENN — Kent 47 pass from Manning (Hall kick)
OSU — Dudley 32 pass from Hoying (Jackson kick)
TENN — Hall 29 FG
TENN — Hall 25 FG

TEAM STATISTICS	TENN	OSU
First Downs	15	17
Rushes-Yards	32-145	36-89
Passing Yards	182	246
Passes (Att.-Comp.-Int.)	35-20-0	38-19-1
Total Offensive Plays	67	74
Total Offensive Yards	327	335
Fumbles-Lost	1-1	5-3
Penalties-Yards	8-43	6-57
Punts-Average	9-34.2	7-48.1
Sacks By-Yards	2-12	3-15
Time of Possession	30:39	29:21

TENNESSEE

RUSHING	Att	Gain	Lost	Net	TD	Lg
Graham	26	168	14	154	1	69
PASSING	**Att**	**Comp**	**Int**	**Yds**	**TD**	**Lg**
Manning	35	20	0	182	1	47
RECEIVING	**No**	**Yds**	**TD**	**Lg**		
Kent	7	109	1	47		

OHIO STATE

RUSHING	Att	Gain	Lost	Net	TD	Lg
George	25	107	6	101	1	17
PASSING	**Att**	**Comp**	**Int**	**Yds**	**TD**	**Lg**
Hoying	38	19	1	246	1	32
RECEIVING	**No**	**Yds**	**TD**	**Lg**		
Glenn	7	95	0	21		
Dudley	5	106	1	32		

1997 FLORIDA CITRUS BOWL

TENNESSEE	21	10	7	10	-	**48**
NORTHWESTERN	0	21	0	7	-	**28**

Jan. 1, 1997

ORLANDO, Fla. — Tied 21-21 late in the second quarter, Tennessee scored the game's next 20 points and took a 48-28 victory over Big 10 co-champion Northwestern. Peyton Manning completed 27 of 39 passes for 408 yards to lead the Vol attack.

After the Wildcats had battled back from a 21-0 first quarter deficit to tie the game, Manning threw a 67-yard TD pass to Joey Kent and beat the clock for a Jeff Hall field goal on the final play of the half to give the Vols a 31-21 halftime lead. The Vols led 38-21 after Tyrone Hines' 30-yard interception return.

The Vols had jumped to a 21-0 lead in the first quarter on a 43-yard TD pass from Manning to Peerless Price, a 10-yard run for a score by Manning and another TD toss, this one from Manning to Kent from 11 yards out. Price caught six passes for 110 yards and Kent caught five for 122 yards. The Vols finished No. 9 overall in both polls.

SCORING SUMMARY

TENN — P. Price 43 pass from Manning (Hall kick)
TENN — Manning 10 run (Hall kick)
TENN — Kent 11 pass from Manning (Hall kick)
NW— D. Autry 2 run (Gowins kick)
NW — Musso 20 pass from Schnur (Gowins kick)
NW — D. Autry 28 run (Gowins kick)
TENN — Kent 67 pass from Manning (Hall kick)
TENN — Hall 19 FG
TENN — Hines 30 interception run (Hall kick)
TENN — Hall 28 FG
NW — Bates 22 pass from Schnur (Gowins kick)
TENN — Moore 6 pass from Manning (Hall kick)

TEAM STATISTICS	TENN	NW
First Downs	29	22
Rushes-Yards	32-115	28-43
Passing Yards	408	242
Passes (Att.-Comp.-Int.)	39-27-0	51-27-4
Total Offensive Plays	71	79
Total Offensive Yards	523	285
Fumbles-Lost	4-2	1-1
Penalties-Yards	13-112	5-40
Punts-Average	4-35.8	6-37.3
Sacks By-Yards	3-31	3-23
Time of Possession	27:52	32:08

TENNESSEE

RUSHING	Att	Gain	Lost	Net	TD	Lg
Graham	14	81	2	79	0	14
PASSING	**Att**	**Comp**	**Int**	**Yds**	**TD**	**Lg**
Manning	39	27	0	408	4	67
RECEIVING	**No**	**Yds**	**TD**	**Lg**		
Price	6	110	1	43		
Kent	5	122	2	67		

NORTHWESTERN

RUSHING	Att	Gain	Lost	Net	TD	Lg
Autry	17	71	5	65	2	28
PASSING	**Att**	**Comp**	**Int**	**Yds**	**TD**	**Lg**
Schnur	45	25	3	228	2	22
RECEIVING	**No**	**Yds**	**TD**	**Lg**		
Bates	10	97	1	22		
Musso	10	91	1	20		

1998 ORANGE BOWL

NEBRASKA	7	7	21	7	-	**42**
TENNESSEE	0	3	6	8	-	**17**

Jan. 2, 1998

MIAMI — A 21-point third quarter proved pivotal as No. 2 Nebraska took a 42-17 win over No. 3 Tennessee in the Orange Bowl. The win vaulted the Cornhuskers to the No. 1 spot in the Coaches' Poll with a 13-0 record. Tennessee finished 11-2, the sixth 11-win season in school history, and earned seventh (AP) and eighth (ESPN/*USA Today*) place finishes. A crowd of 72,835 saw the first ever meeting between the two teams.

Peyton Manning and Tee Martin each threw TD passes: Manning's a 5-yarder to Peerless Price and Martin's a 3-yarder to Andy McCullough. Jeff Hall added a 44-yard field goal and Travis Stephens caught a two-point conversion pass from Martin.

Tennessee fell behind 14-0 before Hall's field goal in the second quarter and saw the game get away when Nebraska cranked up the ground game in the third quarter en route to scores on drives of 80, 73 and 80 yards. Tailback Jamal Lewis concluded a stellar freshman season, carrying 14 times for 90 yards and being named his team's MVP.

SCORING SUMMARY

NEB - Green 1 run (Brown kick)
NEB - Wiggins 10 run (Brown kick)
TENN - Hall 44 FG
NEB - Frost 1 run (Brown kick)
NEB - Frost 11 run (Brown kick)
TENN - Price 5 pass from Manning (Pass failed)
NEB - Green 22 run (Brown kick)
NEB - Frost 9 run (Brown kick)
TENN - McCullough 3 pass from Martin (Stephens pass from Martin)

TEAM STATISTICS	TENN	NEB
First Downs	16	30
Rushes-Yards	21-128	68-409
Passing Yards	187	125
Passes (Att.-Comp.-Int.)	35-25-1	12-9-0
Total Offensive Plays	56	80
Total Offensive Yards	315	534
Fumbles-Lost	2-2	3-2
Penalties-Yards	5-37	8-63
Punts-Average	6-52.3	4-39.0
Sacks By-Yards	0-0	1-9
Time of Possession	23:57	36:03

TENNESSEE

RUSHING	Att	Gain	Lost	Net	TD	Lg
Lewis	14	92	2	90	0	26
PASSING	**Att**	**Comp**	**Int**	**Yds**	**TD**	**Lg**
Manning	31	21	1	134	1	20
RECEIVING	**No**	**Yds**	**TD**	**Lg**		
Nash	5	53	0	20		

NEBRASKA

RUSHING	Att	Gain	Lost	Net	TD	Lg
Green	29	210	4	206	2	47
Frost	17	69	9	60	3	11
PASSING	**Att**	**Comp**	**Int**	**Yds**	**TD**	**Lg**
Frost	12	9	0	125	0	29
RECEIVING	**No**	**Yds**	**TD**	**Lg**		
Jackson	4	56	0	25		

1999 FIESTA BOWL - BCS CHAMPIONSHIP

TENNESSEE	0	14	0	9	-	**23**
FLORIDA STATE	0	9	0	7	-	**16**

Jan. 4, 1999

TEMPE, Ariz. — Tennessee won the 1998 national championship, the first for the Vols since 1951, and completed the school's first-ever 13-0 season with a 23-16 win over the No. 2 Seminoles. Tee Martin completed 11 of 18 passes for 278 yards and threw TD passes to Shawn Bryson and Peerless Price.

Price caught four passes for 199 yards, setting a Tennessee bowl receiving record in the process. A Fiesta Bowl record crowd of 84,470 saw the game, only the second meeting between the schools.

Bryson's TD reception came in the second quarter as it was followed by Dwayne Goodrich pilfering an FSU pass and returning 54 yards for a score which gave the Vols a 14-0 lead. Goodrich's TD run was the third of his career.

Florida State narrowed the margin to 14-9 at the half and the score remained that way until midway in the fourth quarter when Martin and Price hooked up for the pivotal 79-yard score, followed by a Seminole turnover and a Jeff Hall field goal.

Price was named the Offensive Player of the Game and Goodrich the Defensive Player of the Game.

SCORING SUMMARY

TENN - Bryson 4 pass from T. Martin (Hall kick)
TENN - Goodrich 54 interception return (Hall kick)
FSU - McCray 1 run (Kick failed)
FSU - Janikowski 34 FG
TENN - Price 79 pass from T. Martin (Kick blocked)
TENN - Hall 23 FG
FSU - Outzen 7 run (Janikowski kick)

TEAM STATISTICS	TENN	FSU
First Downs	16	13
Rushes-Yards	45-114	41-108
Passing Yards	278	145
Passes (Att.-Comp.-Int.)	19-11-2	22-9-2
Total Offensive Plays	64	63
Total Offensive Yards	392	253
Fumbles-Lost	3-2	4-1
Penalties-Yards	9-55	12-110
Punts-Average	5-38.0	9-39.8
Sacks By-Yards	4-31	1-3
Time of Possession	31:10	28:50

TENNESSEE

RUSHING	Att	Gain	Lost	Net	TD	Lg
Henry	19	32	4	28	0	9
PASSING	**Att**	**Comp**	**Int**	**Yds**	**TD**	**Lg**
Martin	18	11	2	278	2	79
RECEIVING	**No**	**Yds**	**TD**	**Lg**		
Price	4	199	1	79		

FLORIDA STATE

RUSHING	Att	Gain	Lost	Net	TD	Lg
Minor	15	91	8	83	0	23
PASSING	**Att**	**Comp**	**Int**	**Yds**	**TD**	**Lg**
Outzen	22	9	2	145	0	39
RECEIVING	**No**	**Yds**	**TD**	**Lg**		
Dugans	6	135	0	39		

2000 FIESTA BOWL

NEBRASKA	14	3	7	7	-	**31**
TENNESSEE	0	7	7	7	-	**21**

Jan. 2, 2000

TEMPE, Ariz. - Two long Nebraska scoring drives in the second half ended Tennessee's hopes of an upset in the Cornhuskers' 31-21 victory over the Vols before 71,526 in the 2000 Tostitos Fiesta Bowl.

The Cornhuskers rushed for 321 yards and held the Vols to 44. Nebraska jumped to a 14-0 lead in the first quarter on a 7-yard run by Dan Alexander, who finished with 108 yards, and a 60-yard punt return by Bobby Newcombe. Nebraska added a field goal late in the half before Tee Martin led a 65-yard, eight-play drive culminating in a 9-yard pass to Donte' Stallworth.

The Vols closed it to 17-14 when Travis Henry scored on a 4-yard run early in the third quarter after the Vols forced a fumble on the second play after the third quarter kickoff. Will Overstreet caused the bobble and Dominique Stevenson got it.

The Vols got the game's last score when wide receiver Cedrick Wilson, a former high school quarterback, threw a 44-yard TD pass to Stallworth that closed it to 31-21 with 7:25 left. It was his first pass as a Vol.

SCORING SUMMARY

NEB - Alexander 7 run (Brown kick)
NEB - Newcombe 60 punt return (Brown kick)
NEB - J. Brown 31 FG
TENN - Stallworth 9 pass from T. Martin (Walls kick)
TENN - Henry 4 run (Walls kick)
NEB - Golliday 13 pass from Crouch (Brown kick)
NEB - Buckhalter 2 run (Brown kick)
TENN - Stallworth 44 pass from Wilson (Walls kick)

TEAM STATISTICS	TENN	NEB
First Downs	17	23
Rushes-Yards	26-44	56-321
Passing Yards	267	148
Passes (Att.-Comp.-Int.)	35-20-2	15-9-0
Total Offensive Plays	61	71
Total Offensive Yards	311	469
Fumbles-Lost	1-0	1-1
Penalties-Yards	5-41	8-59
Punts-Average	7-43.1	6-39.5
Sacks By-Yards	2-12	3-7
Time of Possession	26:05	33:55

TENNESSEE

RUSHING	Att	Gain	Lost	Net	TD	Lg
Henry	10	32	1	31	1	10
PASSING	**Att**	**Comp**	**Int**	**Yds**	**TD**	**Lg**
T. Martin	34	19	2	223	1	49
Wilson	1	1	0	44	1	44
RECEIVING	**No**	**Yds**	**TD**	**Lg**		
Stallworth	8	108	2	44		
Wilson	7	75	0	15		

NEBRASKA

RUSHING	Att	Gain	Lost	Net	TD	Lg
Alexander	21	111	4	108	1	15
PASSING	**Att**	**Comp**	**Int**	**Yds**	**TD**	**Lg**
Crouch	15	9	0	148	1	46
RECEIVING	**No**	**Yds**	**TD**	**Lg**		
Davison	2	68	0	46		

2001 COTTON BOWL

KANSAS STATE	7	14	14	0	-	**35**
TENNESSEE	0	14	0	7	-	**21**

Jan. 1, 2001

DALLAS - Leading 21-14 at the half, Kansas State scored on its first two possessions of the third quarter and held Tennessee scoreless until the final minutes to take a 35-21 victory in the 65th annual Cotton Bowl Classic on a frigid and snowy day.

The Wildcats jumped to a 7-0 first quarter lead, but the Vols tied the game on a 17-yard pass from Casey Clausen to wideout David Martin in the second period. Kansas State then parlayed two TD passes from game MVP Jonathan Beasley to wideout Quincy Morgan, 56 and 10 yards respectively, to lead 21-7.

Kansas State appeared headed for more late in the second quarter, when defensive tackle Chavis Smith tipped a pass and Jabari Greer took the interception back 78 yards for a score.

The Wildcats' two third quarter scores came entirely on the ground in the first 4:54 of the third quarter. It remained 35-14 until Travis Henry, who ran for 180 yards on 17 carries, found daylight on a dash up the middle.

The game marked the Vols' fifth appearance in the Cotton Bowl and first since 1990. It was also the Vols' first game against the Wildcats.

SCORING SUMMARY

KSU - Beasley 14 run (Rheem kick)
TENN - D. Martin 17 pass from Clausen (Walls kick)
KSU - Morgan 56 pass from Beasley (Rheem kick)
KSU - Morgan 10 pass from Beasley (Rheem kick)
TENN - Greer 78 interception run (Walls kick)
KSU - Scobey 12 run (Rheem kick)
KSU - Scobey 6 run (Rheem kick)
TENN - Henry 81 run (Walls kick)

TEAM STATISTICS	TENN	KSU
First Downs	12	25
Rushes-Yards	24-178	59-297
Passing Yards	120	210
Passes (Att.-Comp.-Int.)	25-7-3	27-13-1
Total Offensive Plays	49	86
Total Offensive Yards	298	507
Fumbles-Lost	1-0	1-1
Penalties-Yards	5-40	7-44
Punts-Average	8-29.2	5-34.0
Sacks By-Yards	0-0	2-9
Time of Possession	21:34	38:26

TENNESSEE

RUSHING	Att	Gain	Lost	Net	TD	Lg
Henry	17	183	3	180	1	81
PASSING	**Att**	**Comp**	**Int**	**Yds**	**TD**	**Lg**
Clausen	25	7	3	120	1	41
RECEIVING	**No**	**Yds**	**TD**	**Lg**		
Wilson	3	54	0	41		

KANSAS STATE

RUSHING	Att	Gain	Lost	Net	TD	Lg
Scobey	28	153	6	147	2	21
PASSING	**Att**	**Comp**	**Int**	**Yds**	**TD**	**Lg**
Beasley	27	13	1	210	2	56
RECEIVING	**No**	**Yds**	**TD**	**Lg**		
Morgan	7	145	2	56		

2002 FLORIDA CITRUS BOWL

TENNESSEE	10	14	7	14	-	**45**
MICHIGAN	0	10	0	7	-	**17**

Jan. 1, 2002

ORLANDO, Fla. - The Vols threw nearly every offensive weapon possible at Michigan and rolled to a 45-17 victory in the Capital One Florida Citrus Bowl. Capping an 11-2 season, Tennessee's 28-point win matched its largest bowl triumph.

Game MVP Casey Clausen threw for a career-high 393 yards on 26-of-34 completions. He also passed for three touchdowns and nearly had two more -- twice Donte' Stallworth was tackled inside the 1-yard line.

After UT marched for an opening field goal, defensive MVP John Henderson was in on three straight tackles that forced Michigan into a quick three-and-out. Henderson caused one fumble and recovered a fumble to set up the Vols' first touchdown.

Stallworth caught eight passes for 119 yards and had 190 all-purpose yards. Kelley Washington caught six passes for 70 yards and two scores, while Jason Witten hauled in six catches for a career-high 125 yards.

SCORING SUMMARY

TENN - Walls 32 FG
TENN - Washington 3 pass from Clausen (Walls kick)
TENN - Clausen 1 run (Walls kick)
MICH - Askew 14 pass from Navarre (Epstein kick)
TENN - Clausen 1 run (Walls kick)
MICH - Epstein 28 FG
TENN - Witten 64 pass from Clausen (Walls kick)
TENN - Washington 37 pass from Clausen (Walls kick)
TENN - Stephens 3 run (Walls kick)
MICH - Bell 24 pass from Navarre (Epstein kick)

TEAM STATISTICS	TENN	MICH
First Downs	22	20
Rushes-Yards	37-97	31-103
Passing Yards	406	240
Passes (Att.-Comp.-Int.)	35-27-0	39-21-1
Total Offensive Plays	72	70
Total Offensive Yards	503	343
Fumbles-Lost	3-1	4-2
Penalties-Yards	3-32	6-42
Punts-Average	5-31.8	7-39.6
Sacks By-Yards	4-18	4-22
Time of Possession	34:13	25:47

TENNESSEE

RUSHING	Att	Gain	Lost	Net	TD	Lg
Stallworth	2	44	0	44	0	42
PASSING	**Att**	**Comp**	**Int**	**Yds**	**TD**	**Lg**
Clausen	34	26	0	393	3	64
RECEIVING	**No**	**Yds**	**TD**	**Lg**		
Stallworth	8	119	0	32		

MICHIGAN

RUSHING	Att	Gain	Lost	Net	TD	Lg
Askew	9	76	5	71	0	25
PASSING	**Att**	**Comp**	**Int**	**Yds**	**TD**	**Lg**
Navarre	39	21	1	240	2	35
RECEIVING	**No**	**Yds**	**TD**	**Lg**		
Walker	5	100	0	35		

2002 PEACH BOWL

MARYLAND	7	10	3	10	-	**30**
TENNESSEE	0	3	0	0	-	**3**

Dec. 31, 2002

ATLANTA - Maryland handed Tennessee its worst bowl loss in school history, a 30-3 blitz at the 35th annual Chick-fil-A Peach Bowl. The Terrapins took advantage of two key UT turnovers and used a balanced attack in defeating the Vols for the third time in five postseason meetings.

Tennessee had eight penalties for 68 yards and Vols quarterback Casey Clausen was sacked six times for minus-36 yards. In addition, UT converted only four of 13 third-down opportunities and rushed 27 times for just 45 net yards -- the school's third lowest figure in 43 bowl appearances.

The Terps' second touchdown was a 54-yard interception return by Curome Cox, the longest against a UT team in bowl history. Later, return specialist Steve Suter fielded a Dustin Colquitt punt and scampered 79 yards to the 14, setting up Maryland's final three points of the game.

Maryland quarterback Scott McBrien scored twice and place-kicker Nick Novak hit on all three field goal tries.

Alex Walls' 38-yard field goal in the second quarter was the only scoring the Vols could muster.

SCORING SUMMARY

UM — McBrien 1 run (Novak kick)
UM — Cox 54 interception return (Novak kick)
TENN— Walls 38 FG
UM — Novak 48 FG
UM — Novak 44 FG
UM — McBrien 6 run (Novak kick)
UM— Novak 25 FG

TEAM STATISTICS	TENN	MD
First Downs	18	17
Rushes-Yards	27-45	45-154
Passing Yards	242	120
Passes (Att.-Comp.-Int.)	37-23-1	19-11-0
Total Offensive Plays	64	64
Total Offensive Yards	287	274
Fumbles-Lost	1-1	2-1
Penalties-Yards	8-68	2-10
Punts-Average	6-47.7	3-50.3
Sacks By-Yards	1-2	6-36
Time of Possession	26:44	33:16

TENNESSEE

RUSHING	Att	Gain	Lost	Net	TD	Lg
Houston	9	35	1	34	0	9
PASSING	**Att**	**Comp**	**Int**	**Yds**	**TD**	**Lg**
Clausen	37	23	1	242	0	44
RECEIVING	**No**	**Yds**	**TD**	**Lg**		
Brown	5	75	0	44		

MARYLAND

RUSHING	Att	Gain	Lost	Net	TD	Lg
Perry	15	57	7	50	0	11
PASSING	**Att**	**Comp**	**Int**	**Yds**	**TD**	**Lg**
McBrien	19	11	0	120	0	36
RECEIVING	**No**	**Yds**	**TD**	**Lg**		
Harrison	4	74	0	36		

2004 PEACH BOWL

CLEMSON	10	14	0	3	-	**27**
TENNESSEE	7	7	0	0	-	**14**

Jan. 2, 2004

ATLANTA - Clemson jumped to a 10-0 lead late in the first quarter, matched two Tennessee touchdowns with two of its own before halftime and added a late field goal, all adding up to a 27-14 victory in the 36th annual Chick-fil-A Peach Bowl. A record Georgia Dome crowd of 75,125 saw the first game between the two teams since 1976.

Clemson took the first drive of the game 80 yards in six plays for a score and added a field goal after a long punt return.

Casey Clausen who completed 31 of 55 passes for 384 yards, threw touchdown passes to Chris Hannon in the first quarter and Mark Jones in the second, but the Tigers had touchdowns of their own in response to each of the Vol scores.

Clausen completed passes to 10 different receivers, with Troy Fleming catching six for 54 yards, Jones five for 66 and Hannon four for 57. The Vols' first score came after an 11-play, 87-yard drive and the second was four plays, 43 yards after an interception by safety Gibril Wilson.

The Vols finished 10-3 and played in their eighth New Year's bowl game in nine years.

SCORING SUMMARY

CLEM - Coleman 8 run (Hunt kick)
CLEM - Hunt 23 FG
TENN -Hannon 19 pass from Clausen (Wilhoit kick)
CLEM - Jasmin 15 run (Hunt kick)
TENN -Jones 30 pass from Clausen (Wilhoit kick)
CLEM - Browning 8 run (Hunt kick)
CLEM - Hunt 28 FG

TEAM STATISTICS	TENN	CLEM
First Downs	28	25
Rushes-Yards	26-38	34-153
Passing Yards	384	246
Passes (Att.-Comp.-Int.)	56-31-0	40-22-1
Total Offensive Plays	82	74
Total Offensive Yards	422	399
Fumbles-Lost	1-1	1-0
Penalties-Yards	10-119	6-45
Punts-Average	8-38.5	5-42.0
Sacks By-Yards	1-10	6-43
Time of Possession	32:09	27:51

TENNESSEE

RUSHING	Att	Gain	Lost	Net	TD	Lg
Houston	6	25	1	24	0	17
PASSING	**Att**	**Comp**	**Int**	**Yds**	**TD**	**Lg**
Clausen	55	31	0	384	2	35
RECEIVING	**No**	**Yds**	**TD**	**Lg**		
Fleming	6	54	0	16		

CLEMSON

RUSHING	Att	Gain	Lost	Net	TD	Lg
Jasmin	15	131	1	130	1	31
PASSING	**Att**	**Comp**	**Int**	**Yds**	**TD**	**Lg**
Whitehurst	40	22	1	246	0	35
RECEIVING	**No**	**Yds**	**TD**	**Lg**		
Hamilton	5	69	0	26		
Currie	5	50	0	22		

2005 COTTON BOWL

TENNESSEE	14	14	10	0	-	**38**
TEXAS A&M	0	0	0	7	-	**7**

Jan. 1, 2005

DALLAS - Tennessee took the first drive of the game in for a touchdown and never looked back, forcing five turnovers in a 38-7 win over Texas A&M in the 69th SBC Cotton Bowl.

Offensive MVP Rick Clausen threw three TD passes and Cedric Houston and Gerald Riggs, Jr. scored on the ground to pace the Vols' offensive attack.

Defensive tackle Justin Harrell, who forced a fumble and had a sack, was named the game's defensive MVP. The Vol defense forced four fumbles on the day, with defensive back Ryan Karl adding an interception. A crowd of 74,704 saw the contest played on a warm, overcast day.

Clausen, who completed 18-of-27 passes for 222 yards, threw TD passes to C.J. Fayton, Cory Anderson and Tony Brown and kept the Aggies off balance with an offensive attack totaling 474 yards, nearly equally divided between the pass and the run.

Riggs, Jr. had 102 yards on 18 carries, while Houston added 62 yards on 13 carries. The Vols held the ball for 40:22, with a school and Cotton Bowl record 32 first downs.

SCORING SUMMARY

TENN - Fayton 57 pass from Clausen (Wilhoit kick)
TENN - Anderson 12 pass from Clausen (Wilhoit kick)
TENN - Houston 9 run (Wilhoit kick)
TENN - T. Brown 13 pass from Clausen (Wilhoit kick)
TENN - Riggs, Jr. 9 run (Wilhoit kick)
TENN - Wilhoit 37 FG
TAMU - Taylor 5 pass from McNeal (Pegram kick)

TEAM STATISTICS	TENN	A&M
First Downs	32	17
Rushes-Yards	54-241	18-77
Passing Yards	233	241
Passes (Att.-Comp.-Int.)	31-19-0	38-23-1
Total Offensive Plays	85	56
Total Offenseive Yards	474	318
Fumbles-Lost	1-0	4-4
Penalties-Yards	9-100	7-65
Punts-Average	4-34.0	5-43.2
Sacks By-Yards	1-10	1-4
Time of Possession	40:22	19:38

TENNESSEE

RUSHING	Att	Gain	Lost	Net	TD	Lg
Riggs, Jr.	18	104	2	102	1	17
PASSING	**Att**	**Comp**	**Int**	**Yds**	**TD**	**Lg**
Clausen	27	18	0	222	3	57
RECEIVING	**No**	**Yds**	**TD**	**Lg**		
Fayton	3	94	1	57		

TEXAS A&M

RUSHING	Att	Gain	Lost	Net	TD	Lg
Thomas	1	54	0	54	0	54
PASSING	**Att**	**Comp**	**Int**	**Yds**	**TD**	**Lg**
McNeal	38	23	1	241	1	28
RECEIVING	**No**	**Yds**	**TD**	**Lg**		
Mobley	5	70	0	28		

2007 OUTBACK BOWL

PENN STATE	0	10	0	10	-	**20**
TENNESSEE	3	7	0	0	-	**10**

Jan. 1, 2007

TAMPA, Fla. - Three Tennessee turnovers led to 10 Penn State points and a 20-10 loss at the Outback Bowl.

The Vols appeared poised to take command of a 10-10 game early in the fourth quarter when Erik Ainge hit tight end Chris Brown for a 53-yard pass play to the PSU 14-yard line.

But Penn State linebacker Dan Connor's tackle on tailback Arian Foster caused a fumble that Tony Davis picked up and raced 88 yards for the clinching touchdown with 10:01 to play. It was the longest defensive score against the Vols in UT bowl history.

UT had tied the contest late in the first half when LaMarcus Coker raced 42 yards for a touchdown.

Penn State handed off to bowl MVP Tony Hunt 31 times for 158 yards. Hunt's rushing totals were the most carries and third-most yards against UT in a bowl game.

Ainge completed 25-of-37 for 267 yards, including career highs of seven passes each to Brown and Jayson Swain. Brown finished with 66 receiving yards, while Swain had 84.

The Vols took a 3-0 lead in the first quarter on James Wilhoit's 44-yard field goal. Wilhoit added an extra-point later in the game and finished his tenure at UT with 325 points.

SCORING SUMMARY

TENN - Wilhoit 44 FG
PSU - Kelly 34 FG
PSU - Quarless 2 pass from Morelli (Kelly kick)
TENN - Coker 42 run (Wilhoit kick)
PSU - Davis 88 fumble return (Kelly kick)
PSU - Kelly 22 FG

TEAM STATISTICS	TENN	PSU
First Downs	17	19
Rushes-Yards	23-83	40-183
Passing Yards	267	197
Passes (Att.-Comp.-Int.)	37-25-1	25-14-0
Total Offensive Plays	60	65
Total Offenseive Yards	350	380
Fumbles-Lost	2-2	0-0
Penalties-Yards	7-55	6-45
Punts-Average	5-44.0	4-37.5
Sacks By-Yards	0-0	2-14
Time of Possession	26:58	33:02

TENNESSEE

RUSHING	Att	Gain	Lost	Net	TD	Lg
A. Foster	12	75	10	65	0	17
PASSING	**Att**	**Comp**	**Int**	**Yds**	**TD**	**Lg**
Ainge	37	25	1	267	0	53
RECEIVING	**No**	**Yds**	**TD**	**Lg**		
Swain	7	84	0	24		

PENN STATE

RUSHING	Att	Gain	Lost	Net	TD	Lg
Hunt	31	165	7	158	0	24
PASSING	**Att**	**Comp**	**Int**	**Yds**	**TD**	**Lg**
Morelli	25	14	0	197	1	35
RECEIVING	**No**	**Yds**	**TD**	**Lg**		
Norwood	4	35	0	21		

2008 OUTBACK BOWL

TENNESSEE	7	14	0	0	-	**21**
WISCONSIN	7	7	3	0	-	**17**

Jan. 1, 2008

TAMPA, Fla. - After a season full of clutch plays and last-second heroics, Tennessee's Antonio Wardlow intercepted Tyler Donovan at the 1-yard line with less than a minute to play to preserve a 21-17 Outback Bowl victory over Wisconsin and 10-win season for the Vols.

Wardlow's pick came after Wisconsin had driven to the Tennessee 36 in hopes of punching in a game-winning score. The Badgers had marched all the way from their own 12 before deciding to take a shot at the end zone with 28 seconds remaining in the game.

Bowl MVP Erik Ainge connected on 25 of 43 passes for 365 yards and two touchdowns. He completed passes to nine different receivers led by Josh Briscoe, who caught seven balls for 101 yards and a score.

Tennessee jumped out to a 7-0 lead when it converted a Wisconsin turnover into a Gerald Jones 3-yard touchdown run early in the opening period.

The Vols found paydirt on two consecutive possessions in the second quarter to jump out to a 21-7 lead.

SCORING SUMMARY

TENN - G. Jones 3 run (Lincoln kick)
WIS - Donovan 6 run (Mehlhaff kick)
TENN - Briscoe 29 pass from Ainge (Lincoln kick)
TENN - Cottam 31 pass from Ainge (Lincoln kick)
WIS - Crooks 4 pass from Donovan (Mehlhaff kick)
WIS - Mehlhaff 27 FG

TEAM STATISTICS	TENN	WIS
First Downs	18	16
Rushes-Yards	29-66	41-192
Passing Yards	365	155
Passes (Att.-Comp.-Int.)	43-25-0	25-14-1
Total Offensive Plays	72	66
Total Offense	431	347
Fumbles-Lost	2-1	1-1
Penalties-Yards	5-60	2-10
Punts-Average	7-42.1	6-44.7
Sacks By-Yards	3-16	0-0
Time of Possession	27:30	32:30

TENNESSEE

RUSHING	Att	Gain	Lost	Net	TD	Lg
Hardesty	7	42	7	35	0	26
A. Foster	16	46	15	31	0	13
PASSING	**Att**	**Comp**	**Int**	**Yds**	**TD**	**Lg**
Ainge	43	25	0	365	2	40
RECEIVING	**No**	**Yds**	**TD**	**Lg**		
Briscoe	7	101	1	29		
Moore	4	86	0	40		

WISCONSIN

RUSHING	Att	Gain	Lost	Net	TD	Lg
Hill	13	132	0	132	0	50
PASSING	**Att**	**Comp**	**Int**	**Yds**	**TD**	**Lg**
Donovan	24	14	1	155	1	27
RECEIVING	**No**	**Yds**	**TD**	**Lg**		
Graham	7	75	0	21		

2009 CHICK-FIL-A BOWL

VIRGINIA TECH	7	10	7	13	-	**37**
TENNESSEE	0	14	0	0	-	**14**

Dec. 31, 2009

ATLANTA - Ryan Williams isn't keeping track of his records.

"Someone eventually will break them anyway," Virginia Tech's fantastic redshirt freshman running back said.

Probably, but in just one season Williams has already made a quite an impression.

He capped a brilliant debut season with a record-setting game, running for two touchdowns to power No. 12 Virginia Tech past Tennessee 37-14 in the Chick-fil-A Bowl.

Williams, a redshirt freshman, had 117 yards rushing to become Virginia Tech's single-season rushing leader with 1,655 yards.

Tennessee's star running back, Montario Hardesty, could not keep up with Williams. The Volunteers' senior had 18 carries for 39 yards and a touchdown.

"We got gassed; we got tired," said Tennessee defensive end Chris Walker. "You could tell especially on defense we weren't making plays. Ryan Williams is a really great player."

Tennessee was hurt by two turnovers which led to 10 points for Virginia Tech, and a dropped pass that cost the Vols a touchdown.

SCORING SUMMARY

VT - Williams 1 run (Waldron kick)
VT - Williams 3 run (Waldron kick)
TENN - Hardesty 4 run (Mathis kick)
TENN - Moore 2 pass from Crompton (Mathis kick)
VT - Waldron 21 FG
VT - Taylor 1 run (Waldron kick)
VT - Waldron 46 FG
VT - Wilson 3 run (Waldron kick)
VT - Waldron 22 FG

TEAM STATS	TENN	VT
First Downs	14	19
Rushes-Yards	31-5	48-229
Passing Yards	235	209
Passes (Att.-Comp.-Int.)	26-15-1	17-10-1
Total Offensive Plays	57	65
Total Offense	240	438
Fumbles-Lost	2-1	0-0
Penalties-Yards	4-28	5-30
Punts-Average	6-42.7	3-41.7
Time of Possession	26:25	33:35
Third-Down Conversions	4 of 11	8 of 14
Fourth-Down Conversions	0 of 1	0 of 0
Sacks By-Yards	1-9	6-55

TENNESSEE

RUSHING	Att	Gain	Lost	Net	TD	Lg
Hardesty	18	47	8	39	1	10
Poole	3	15	0	15	0	8
PASSING	Att	Comp	Int	Yds	TD	Lg
Crompton	26	15	1	235	1	47
RECEIVING	No	Yds	TD	Lg		
Jones	5	70	0	20		
Hardesty	4	79	0	47		

VIRGINIA TECH

RUSHING	Att	Gain	Lost	Net	TD	Lg
Williams	25	124	7	117	2	32
PASSING	Att	Comp	Int	Yds	TD	Lg
Crompton	17	10	1	209	0	63
RECEIVING	No	Yds	TD	Lg		
Boykin	4	120	0	63		

2010 MUSIC CITY BOWL

N. CAROLINA	7	10	0	3	7	3	- **30**
TENN.	7	7	0	6	7	0	- **27**

Dec. 30, 2010

NASHVILLE - Casey Barth kicked a 23-yard field goal in the second overtime to send North Carolina past Tennessee 30-27 in a Music City Bowl that will be remembered much more for the crazy finish of regulation than how it eventually ended.

Barth kicked a 39-yard field goal after officials reviewed what had been the final play of the game and decided to penalize the Tar Heels for having "more than 11 men" on the field. The officiating crew also announced T.J. Yates had spiked the ball with 1 second left. That allowed Barth to run out and kick the field goal that tied it at 20.

The Vols' fans had been celebrating ever since Bray's 8-yard TD pass to Justin Hunter put them up 20-17 with 5:16 left.

Tennessee was stunned at the sudden switch that cost the Vols an apparent bowl victory to cap Derek Dooley's first season. Tyler Bray threw a 25-yard TD in the first overtime, but he was picked off to end the Vols' last chance in the second OT.

SCORING SUMMARY

NC - Draughn 58 run (Barth kick)
TENN - Jones 29 pass from Bray (Lincoln kick)
NC - Barth 28 FG
TENN - Rogers 45 pass from Bray (Lincoln kick)
NC - Highsmith 39 pass from Yates (Barth kick)
TENN - Hunter 8 pass from Bray (kick blocked)
NC - Barth 39 FG
NC - Yates 1 run (Barth kick)
TENN - Stocker 20 pass from Bray (Lincoln kick)
NC - Barth 23 FG

TEAM STATS	TENN	NC
First Downs	20	21
Rushes-Yards	29-27	29-151
Passing Yards	312	234
Passes (Att.-Comp.-Int.)	45-27-3	40-23-1
Total Offensive Plays	74	69
Total Offense	339	385
Fumbles-Lost	3-0	1-1
Penalties-Yards	8-75	12-80
Punts-Average	8-43.5	7-40.9
Time of Possession	31:49	28:11
Third-Down Conversions	6 of 16	5 of 15
Fourth-Down Conversions	1 of 1	0 of 1
Sacks By-Yards	3-29	4-33

TENNESSEE

RUSHING	Att	Gain	Lost	Net	TD	Lg
Poole	11	41	1	40	0	8
PASSING	Att	Comp	Int	Yds	TD	Lg
Bray	45	27	3	312	4	45
RECEIVING	No	Yds	TD	Lg		
G.Jones	9	89	1	29		
Stocker	5	58	1	20		
Moore	4	69	0	21		

VIRGINIA TECH

RUSHING	Att	Gain	Lost	Net	TD	Lg
Draughn	23	160	0	160	1	58
PASSING	Att	Comp	Int	Yds	TD	Lg
Yates	39	23	1	234	1	39
RECEIVING	No	Yds	TD	Lg		
Taylor	9	85	0	18		
D.Jones	5	51	0	16		

2015 TAXSLAYER BOWL

TENNESSEE	21	14	7	3	-	**45**
IOWA	0	7	0	21	-	**28**

Jan. 2, 2015

JACKSONVILLE, Fla. - Tennessee coach Butch Jones was soaked from a celebratory sideline dousing. Quarterback Joshua Dobbs carried the Most Valuable Player trophy with him all around EverBank Field. Both of them, as well as the rest of the Volunteers, donned championship hats for the first time in years.

It was tangible proof that the program is headed in the right direction.

Dobbs accounted for three touchdowns, Jalen Hurd ran for two scores and Tennessee beat Iowa 45-28 on Friday in the TaxSlayer Bowl for its first postseason victory since the Phillip Fulmer era.

"This is the start of something big that's going on at Tennessee," Dobbs said. "It's momentum that we can carry into the offseason. It's the start of something big, a lot of momentum going into the offseason to get ready for next year."

The Volunteers (7-6) took the momentum early Friday, scoring on their first four possessions and leading 28-0 before Iowa (7-6) managed 70 yards.

Hurd, Dobbs and a bit of trickery helped Tennessee build the big lead.

Hurd broke tackles on nearly every run, capping Tennessee's first possession with a 3-yard score and adding a 29-yard touchdown scamper on the next drive.

Tennessee made it 21-0 late in the first quarter when Dobbs threw a lateral to running back Marlin Lane in the right flat. Lane, a senior from nearby Daytona Beach, turned and hit Vic Wharton in stride down the sideline.

It was a nice send-off for Lane, one of just a handful of Tennessee's seniors.

But the victory, which was Tennessee's first in the postseason since beating Wisconsin in the 2008 Outback Bowl, was more about the future. The Vols won four of their last five games, showing plenty of potential for one of the youngest teams in college football.

SCORING SUMMARY

TENN - Hurd 3 run (Medley kick)
TENN - Hurd 29 run (Medley kick)
TENN - Wharton 49 pass from Lane (Medley kick)
TENN - Dobbs 8 run (Medley kick)
IOWA - Weisman 3 run (Koehn kick)
TENN - Pearson 19 pass from Dobbs (Medley kick)
TENN - Dobbs 11 run (Medley kick)
IOWA - Weisman 1 run (Koehn kick)
TENN - Medley 38 field goal
IOWA - Hamilton 31 pass from Beathard (Koehn kick)
IOWA - VandeBerg 18 pass from Beathard (Koehn kick)

TEAM STATS	IOWA	TENN
First Downs	23	27
Rushes-Yards	35-244	51-283
Passing Yards	177	178
Passes (Att.-Comp.-Int.)	31-15-1	22-17-1
Total Offensive Plays	66	73
Total Offense	421	461
Fumbles-Lost	1-1	0-0
Penalties-Yards	4-37	4-55
Punts-Average	6-35.8	4-37.2
Time of Possession	27:52	32:08
Third-Down Conversions	3 of 11	5 of 12
Fourth-Down Conversions	0 of 1	0 of 1
Sacks By-Yards	1-3	0-0

IOWA

RUSHING	Att	Gain	Lost	Net	TD	Lg
Canzeri	12	122	2	120	0	32
PASSING	Att	Comp	Int	Yds	TD	Lg
Beathard	23	13	1	145	2	31
RECEIVING	No	Yds	TD	Lg		
Hamilton	3	51	1	31		
Martin-Manley	3	23	0	9		
T. Smith	2	37	0	31		

TENNESSEE

RUSHING	Att	Gain	Lost	Net	TD	Lg
Hurd	16	122	0	122	2	29
Dobbs	13	84	8	76	2	20
PASSING	Att	Comp	Int	Yds	TD	Lg
Dobbs	21	16	1	129	1	19
RECEIVING	No	Yds	TD	Lg		
Pearson	7	75	1	19		
Howard	2	29	0	18		
Wolf	2	9	0	5		

BOWL HALLS OF FAME

COTTON BOWL HALL OF FAME

LINDSEY NELSON

Nelson was the longtime Voice of the Cotton Bowl as he served as the play-by-play announcer for 26 of the annual New Year's Day games. His first broadcast was in 1951 on the NBC Radio Network. Nelson was inducted into the Cotton Bowl Hall of Fame in 2000.

ANDY KOZAR

On a soft, rain-soaked field against third-ranked Texas in the 1951 Classic, the Vol sophomore carried 20 times for 92 yards. His constant pounding inside forced the Texas defense to crack late in the fourth quarter. Kozar scored twice on short bursts of 1 and 5 yards. His game-winner came with just 3:11 to play and capped a Tennessee rally that turned a 14-7 deficit into a thrilling 20-14 victory. Kozar was inducted in 2005 along with Hank Lauricella.

HANK LAURICELLA

Lauricella, Tennessee's great single-wing tailback, found a way to place his name among the legends of the Cotton Bowl without scoring a touchdown. On the Vols' second possession, he set up the game's first score with a 75-yard gallop to the Texas 5-yard line. What made the play so special was that Lauricella reversed his field three times and slowed only to allow his blockers to catch up. In a game that matched two top-five teams, it was Lauricella who gave Tennessee the spark to claim what many consider to be its greatest bowl victory. Lauricella was inducted in 2005 along with Kozar.

GATOR BOWL HALL OF FAME

DOUG DICKEY

Doug Dickey appeared in four Gator Bowls, three as a coach and one as a player. He quarterbacked the University of Florida to a 14-13 victory over Tulsa in 1953 and led his first Tennessee team to an 18-12 victory over Syracuse in 1966. He also coached Tennessee in the 1969 Gator Bowl and Florida in the 1975 Gator Bowl. Dickey was inducted into the Gator Bowl Hall of Fame in 1994.

JAMES STEWART

The Morristown native was named the Most Outstanding Player as Tennessee took a 45-23 victory over Virginia Tech in the 1994 Gator Bowl. The Vol running back scored three touchdowns as he rushed for 85 yards on 22 attempts and also threw a 19-yard touchdown pass to Kendrick Jones. Stewart was inducted into the Gator Bowl Hall of Fame in 1998.

ORANGE BOWL HALL OF HONOR

GEN. R. R. NEYLAND

Neyland was included in the first Orange Bowl Classic Hall of Honor class in 1969. The legendary coach was instrumental in Tennessee's classic 1939 win over Oklahoma. Neyland also directed the Vols to the 1947 Classic against Rice. He finished his career with a 173-31-12 (.829) record in 21 seasons at Tennessee.

BOB SUFFRIDGE

Suffridge, a three-time All-America lineman, played in UT's 17-0 victory over Oklahoma in the 1939 Orange Bowl. The Vol defense allowed only 94 yards of total offense while the offensive line paved the way for the Vol rushing attack that gained 197 yards. Suffridge was elected to the Orange Bowl Hall of Honor in 1982.

GEORGE CAFEGO

Cafego played in UT's 17-0 victory over Oklahoma in the 1939 Orange Bowl. He set up the Vols' first score with a punt return to the Sooner 27-yard line and a 15-yard rushing gain. The Tennessee offense totaled 260 yards of offense behind the direction of Cafego. He was inducted into the Orange Bowl Hall of Honor in 1984.

CHICK-FIL-A/PEACH BOWL HALL OF FAME



REGGIE WHITE

In UT's 28-22 1982 Peach Bowl loss to Iowa, White logged eight tackles, including one for loss, two sacks and a forced fumble. White holds Tennessee school records for career sacks (32), sacks in a season (15) and sacks in a single game (4 vs. The Citadel in 1983). He was inducted into the Peach Bowl Hall of Fame in 2004.

JOHNNY MAJORS

Majors was named to the Peach Bowl Hall of Fame in 2005 after leading Tennessee to a 27-22 comeback win over Indiana in the January 1988 Peach Bowl. Despite jumping out to a 21-3 lead, the Vols trailed 22-21 late in the fourth quarter before a touchdown run by Reggie Cobb propelled UT to victory.

PHILLIP FULMER

Fulmer coached at UT for 17 years and became one of the winningest head coaches in school history. Under his leadership, the Volunteers went to 15 Bowl games. The Vols appeared in the Chick-fil-A Peach Bowl in back-to-back seasons facing Maryland in 2002 and Clemson in 2003. He was honored by the bowl in 2012.

LEGENDS OF THE SUN BOWL

JOHNNY MAJORS

Majors coached three teams to Sun Bowl berths, including his 1984 Tennessee team. He also led Iowa State to the Sun Bowl in 1971 and Pittsburgh in 1975. He is only one of three coaches to appear in three Sun Bowl games. He was named a Legend of the Sun Bowl in 1995.

BOWL RECORDS

* NCAA bowl record. # Tied NCAA bowl record.

INDIVIDUAL RECORDS

■ RUSHING

ATTEMPTS

32	Bobby Gordon vs. Texas A&M, 1957 Gator Bowl
29	Johnnie Jones vs. Maryland, 1983 Florida Citrus Bowl
26	Chuck Webb vs. Arkansas, 1990 Cotton Bowl
26	Jay Graham vs. Ohio State, 1996 Florida Citrus Bowl

YARDS

250	Chuck Webb vs. Arkansas, 1990 Cotton Bowl
180	Travis Henry vs. Kansas State, 2001 Cotton Bowl
154	Johnnie Jones vs. Maryland, 1983 Florida Citrus Bowl
154	Jay Graham vs. Ohio State, 1996 Florida Citrus Bowl
151	Tony Thompson vs. Virginia, 1991 Sugar Bowl

YARDS PER ATTEMPT (MIN. 10 ATTEMPTS)

10.6	Travis Henry vs. Kansas State, 2001 Cotton Bowl
9.6	Chuck Webb vs. Arkansas, 1990 Cotton Bowl
9.4	Chuck Coleman vs. Iowa, 1982 Peach Bowl
9.3	Jeff Powell vs. Miami (Fla.), 1986 Sugar Bowl
8.2	Hank Lauricella vs. Texas, 1951 Cotton Bowl

TOUCHDOWNS

3	James Stewart vs. Virginia Tech, 1994 Gator Bowl
2	Many times, l**ast by Jalen Hurd & Joshua Dobbs vs. Iowa, 2015 TaxSlayer Bowl**

LONGEST GAIN

81	Travis Henry vs. Kansas State, 2001 Cotton Bowl
78	Chuck Webb vs. Arkansas, 1990 Cotton Bowl
76	Kendrick Jones vs. Virginia Tech, 1994 Gator Bowl
75	Hank Lauricella vs. Texas, 1951 Cotton Bowl
69	Jay Graham vs. Ohio State, 1996 Florida Citrus Bowl

■ PASSING

ATTEMPTS

55	Casey Clausen vs. Clemson, 2004 Peach Bowl
45	Tyler Bray vs. North Carolina, 2010 Music City Bowl
43	Erik Ainge vs. Wisconsin, 2008 Outback Bowl
42	Steve Alatorre vs. Wisconsin, 1981 Garden State Bowl
42	Heath Shuler vs. Penn State, 1994 Florida Citrus Bowl

COMPLETIONS

31	Casey Clausen vs. Clemson, 2004 Peach Bowl
27	Peyton Manning vs. Northwestern, 1997 Florida Citrus Bowl
27	Tyler Bray vs. North Carolina, 2010 Music CIty Bowl
26	Casey Clausen vs. Michigan, 2002 Florida Citrus Bowl
25	Erik Ainge vs. Penn State, 2007 Outback Bowl

CONSECUTIVE COMPLETIONS

13	Jeff Francis vs. Indiana, 1988 Peach Bowl
10	Heath Shuler vs. Boston College, 1993 Hall of Fame Bowl
10	Casey Clausen vs. Michigan, 2002 Florida Citrus Bowl
8	Jeff Francis vs. Minnesota, 1986 Liberty Bowl
8	Andy Kelly vs. Virginia, 1991 Sugar Bowl
8	Erik Ainge vs. Penn State, 2007 Outback Bowl

INTERCEPTIONS

3	Hank Lauricella vs. Maryland, 1952 Sugar Bowl
3	Bobby Scott vs. Texas, 1969 Cotton Bowl
3	Jim Maxwell vs. Arkansas, 1971 Liberty Bowl
3	Jimmy Streater vs. Purdue, 1979 Bluebonnet Bowl
3	Casey Clausen vs. Kansas State, 2001 Cotton Bowl
3	Tyler Bray vs. North Carolina, 2010 Music City Bowl

COMPLETION PERCENTAGE (MIN. 10 ATTEMPTS)

78.3	Heath Shuler vs. Boston College, 1993 Hall of Fame Bowl
76.9	Jeff Francis vs. Indiana, 1988 Peach Bowl
76.5	Casey Clausen vs. Michigan, 2002 Florida Citrus Bowl
76.1	**Joshua Dobbs vs. Iowa, 2015 TaxSlayer Bowl**
70.9	Jeff Francis vs. Minnesota, 1986 Liberty Bowl
69.6	Alan Cockrell vs. Maryland, 1983 Florida Citrus Bowl

YARDS

408	Peyton Manning vs. Northwestern, 1997 Florida Citrus Bowl
393	Casey Clausen vs. Michigan, 2002 Florida Citrus Bowl
384	Casey Clausen vs. Clemson, 2004 Peach Bowl
365	Erik Ainge vs. Wisconsin, 2008 Outback Bowl
315	Steve Alatorre vs. Wisconsin, 1981 Garden State Bowl

YARDS PER ATTEMPT (MIN. 10 ATTEMPTS)

15.4	Tee Martin vs. Florida State, 1999 Fiesta Bowl
11.6	Casey Clausen vs. Michigan, 2002 Florida Citrus Bowl
10.7	Heath Shuler vs. Boston College, 1993 Hall of Fame Bowl
10.5	Peyton Manning vs. Northwestern, 1997 Florida Citrus Bowl
9.9	Peyton Manning vs. Virginia Tech, 1994 Gator Bowl

TOUCHDOWN PASSES

4	Peyton Manning vs. Northwestern, 1997 Florida Citrus Bowl
4	Tyler Bray vs. North Carolina, 2010 Music City Bowl
3	Jeff Francis vs. Minnesota, 1986 Liberty Bowl
3	Casey Clausen vs. Michigan, 2002 Florida Citrus Bowl
3	Rick Clausen vs. Texas A&M, 2005 Cotton Bowl

LONGEST GAIN

84	Andy Kelly to Anthony Morgan vs. Arkansas, 1990 Cotton Bowl
79	Tee Martin to Peerless Price vs. Florida State, 1999 Fiesta Bowl
76	Tee Martin to Peerless Price vs. Florida State, 1999 Fiesta Bowl
69	Heath Shuler to Mose Phillips vs. Boston College, 1993 Hall of Fame Bowl
67	Peyton Manning to Joey Kent vs. Northwestern, 1997 Citrus Bowl

■ TOTAL OFFENSE

PLAYS (RUSHING+PASSING)

67	Casey Clausen vs. Clemson, 2004 Peach Bowl
53	Steve Alatorre vs. Wisconsin, 1981 Garden State Bowl
53	Alan Cockrell vs. Iowa, 1982 Peach Bowl
50	Tyler Bray vs. North Carolina, 2010 Music City Bowl
49	Jimmy Streater vs. Purdue, 1979 Bluebonnet Bowl

YARDS (RUSHING+PASSING)

416	Peyton Manning vs. Northwestern, 1997 Florida Citrus Bowl
386	Casey Clausen vs. Clemson, 2004 Peach Bowl
379	Casey Clausen vs. Michigan, 2002 Florida Citrus Bowl
367	Erik Ainge vs. Wisconsin, 2008 Outback Bowl
297	Tee Martin vs. Florida State, 1999 Fiesta Bowl

YARDS/PLAY (RUSHING+PASSING)
(MIN. 20 ATTEMPTS)

10.6	Tee Martin vs. Florida State, 1999 Fiesta Bowl
9.6	Chuck Webb vs. Arkansas, 1990 Cotton Bowl
9.5	Heath Shuler vs. Boston College, 1993 Hall of Fame Bowl
9.0	Peyton Manning vs. Northwestern, 1997 Florida Citrus Bowl
8.8	Casey Clausen vs. Michigan, 2002 Florida Citrus Bowl

■ RECEIVING

RECEPTIONS

11	Anthony Hancock vs. Wisconsin, 1981 Garden State Bowl
9	Gerald Jones vs. North Carolina, 2010 Music City Bowl
9	Joe Thompson vs. Air Force, 1971 Sugar Bowl
8	Johnny Mills vs. Syracuse, 1966 Gator Bowl
8	Carl Pickens vs. Penn State, 1992 Fiesta Bowl
8	Donte' Stallworth vs. Nebraska, 2000 Fiesta Bowl
8	Donte' Stallworth vs. Michigan, 2002 Florida Citrus Bowl

YARDS

199	Peerless Price vs. Florida State, 1999 Fiesta Bowl
196	Anthony Hancock vs. Wisconsin, 1981 Garden State Bowl
125	Joe Thompson vs. Air Force, 1971 Sugar Bowl
125	Jason Witten vs. Michigan, 2002 Florida Citrus Bowl
122	Joey Kent vs. Northwestern, 1997 Florida Citrus Bowl

YARDS/RECEPTION (MIN. 3 RECEPTIONS)

49.8	Peerless Price vs. Florida State, 1999 Fiesta Bowl
38.7	Anthony Hancock vs. Purdue, 1979 Bluebonnet Bowl
31.3	C.J. Fayton vs. Texas A&M, 2005 Cotton Bowl
29.3	Mose Phillips vs. Boston College, 1993 Hall of Fame Bowl
25.7	Gary Kreis vs. Texas, 1969 Cotton Bowl

TOUCHDOWNS

2	Joey Clinkscales vs. Minnesota, 1986 Liberty Bowl
2	Cory Fleming vs. Boston College, 1993 Hall of Fame Bowl
2	Joey Kent vs. Northwestern, 1997 Florida Citrus Bowl
2	Donte' Stallworth vs. Nebraska, 2000 Fiesta Bowl
2	Kelley Washington vs. Michigan, 2002 Florida Citrus Bowl

LONGEST GAIN

84	Anthony Morgan from Andy Kelly vs. Arkansas, 1990 Cotton Bowl
79	Peerless Price from Tee Martin vs. Florida State, 1999 Fiesta Bowl
76	Peerless Price from Tee Martin vs. Florida State, 1999 Fiesta Bowl
69	Mose Phillips from Heath Shuler vs. Boston College, 1993 Hall of Fame Bowl
67	Joey Kent from Peyton Manning vs. Northwestern, 1997 Florida Citrus Bowl

■ PUNTING

PUNTS

9	Buster Stephens vs. Southern California, 1945 Rose Bowl
8	Chad Cunningham vs. North Carolina, 2010 Music City Bowl
8	Walter Slater vs. Rice, 1947 Orange Bowl
8	Herman Weaver vs. Texas, 1969 Cotton Bowl
8	Larry Binion vs. Ohio State, 1996 Florida Citrus Bowl
8	David Leaverton vs. Kansas State, 2001 Cotton Bowl

AVERAGE (MIN. 3 PUNTS)

52.3	Chris Hogue vs. Nebraska, 1998 Orange Bowl
47.7	Dustin Colquitt vs. Maryland, 2002 Peach Bowl
47.5	Jimmy Colquitt vs. Iowa, 1982 Peach Bowl
47.4	Jimmy Colquitt vs. Wisconsin, 1981 Garden State Bowl
45.6	Walter Slater vs. Rice, 1947 Orange Bowl

LONGEST PUNT

78	Chris Hogue vs. Nebraska, 1998 Orange Bowl
69	Walter Slater vs. Rice, 1947 Orange Bowl
67	Herman Weaver vs. Texas, 1969 Cotton Bowl
65	Hal Littleford vs. Rice, 1947 Orange Bowl
65	Jimmy Colquitt vs. Maryland, 1984 Sun Bowl

■ PUNT RETURNS

RETURNS

6	Dale Carter vs. Penn State, 1992 Fiesta Bowl
4	Six times

YARDS

89	Shawn Summers vs. Virginia Tech, 1994 Gator Bowl
86	Bobby Majors vs. Air Force, 1971 Sugar Bowl
72	Eddie Brown vs. Texas Tech, 1973 Gator Bowl
54	Stanley Morgan vs. Maryland, 1974 Liberty Bowl

AVERAGE (MIN. 3 RETURNS)

29.7	Shawn Summers vs. Virginia Tech, 1994 Gator Bowl
21.5	Bobby Majors vs. Air Force, 1971 Sugar Bowl
18.0	Stanley Morgan vs. Maryland, 1974 Liberty Bowl
12.3	Babe Wood vs. Oklahoma, 1939 Orange Bowl
10.0	Johnny Butler vs. Boston College, 1941 Sugar Bowl

LONGEST RETURN

62	Eddie Brown vs. Texas Tech, 1973 Gator Bowl
57	Bobby Majors vs. Air Force, 1971 Sugar Bowl
49	Shawn Summers vs. Virginia Tech, 1994 Gator Bowl
46	Bobby Gordon vs. Texas A&M, 1957 Gator Bowl
45	Jerry Smith vs. Tulsa, 1965 Bluebonnet Bowl

Note: Deke Brackett returned a punt 75 yards in the 1931 New York Charity Game, which isn't recognized by the NCAA as an official bowl game.

■ KICKOFF RETURNS

RETURNS

7	Dale Carter vs. Penn State, 1992 Fiesta Bowl
5	Terence Cleveland vs. Indiana, 1988 Peach Bowl
5	Leonard Scott vs. Kansas State, 2001 Cotton Bowl
4	Many times

YARDS

132	Dale Carter vs. Penn State, 1992 Fiesta Bowl
125	Leonard Scott vs. Kansas State, 2001 Cotton Bowl
121	Willie Gault vs. Wisconsin, 1981 Garden State Bowl
115	Pete Panuska vs. Maryland, 1984 Sun Bowl
114	Terence Cleveland vs. Indiana, 1988 Peach Bowl

AVERAGE (MIN. 2 RETURNS)

57.5	Pete Panuska vs. Maryland, 1984 Sun Bowl
40.3	Willie Gault vs. Wisconsin, 1981 Garden State Bowl
39.0	Charley Fulton vs. Oklahoma, 1968 Orange Bowl
37.5	Stanley Morgan vs. Texas Tech, 1973 Gator Bowl
32.0	Eddie Brown vs. LSU, 1972 Bluebonnet Bowl

LONGEST RETURN

100#	Pete Panuska vs. Maryland, 1984 Sun Bowl
87	Willie Gault vs. Wisconsin, 1981 Garden State Bowl
61	Charley Fulton vs. Oklahoma, 1968 Orange Bowl
49	Stanley Morgan vs. Texas Tech, 1973 Gator Bowl
44	Leonard Scott vs. Kansas State, 2001 Cotton Bowl

■ INTERCEPTIONS

INTERCEPTIONS

2	Glenn Gray vs. Tulsa, 1965 Bluebonnet Bowl
2	Bill Young vs. Syracuse, 1966 Gator Bowl
2	Conrad Graham vs. Air Force, 1971 Sugar Bowl
2	Lee Jenkins vs. Wisconsin, 1981 Garden State Bowl
2	Dale Carter vs. Virginia, 1991 Sugar Bowl

YARDS

78	Jabari Greer vs. Kansas State, 2001 Cotton Bowl
68	Chris White vs. Miami (Fla.), 1986 Sugar Bowl
54	Dwayne Goodrich vs. Florida State, 1999 Fiesta Bowl
47	Eddie Brown vs. Arkansas, 1971 Liberty Bowl
44	Dale Carter vs. Virginia, 1991 Sugar Bowl

LONGEST RETURN

78	Jabari Greer vs. Kansas State, 2001 Cotton Bowl
68	Chris White vs. Miami (Fla.), 1986 Sugar Bowl
54	Dwayne Goodrich vs. Florida State, 1999 Fiesta Bowl
47	Eddie Brown vs. Arkansas, 1971 Liberty Bowl
44	Dale Carter vs. Virginia, 1991 Sugar Bowl

■ ALL-PURPOSE

PLAYS (RUSHING+RECEIVING+ALL RETURNS)

35	Bobby Gordon vs. Texas A&M, 1957 Gator Bowl
29	Johnnie Jones vs. Maryland, 1983 Florida Citrus Bowl
28	Jay Graham vs. Ohio State, 1996 Florida Citrus Bowl
26	Johnny Majors vs. Baylor, 1957 Sugar Bowl
26	Chuck Webb vs. Arkansas, 1990 Cotton Bowl

YARDS (RUSHING+RECEIVING+ALL RETURNS)

250	Chuck Webb vs. Arkansas, 1990 Cotton Bowl
242	Peerless Price vs. Florida State, 1999 Fiesta Bowl
205	Anthony Hancock vs. Wisconsin, 1981 Garden State Bowl
191	Travis Henry vs. Kansas State, 2001 Cotton Bowl
190	Donte' Stallworth vs. Michigan, 2002 Florida Citrus Bowl

YARDS/PLAY

(RUSHING+RECEIVING+ALL RETURNS) (MIN. 20 PLAYS)

14.6	Donte' Stallworth vs. Michigan, 2002 Florida Citrus Bowl
13.9	Dale Carter vs. Penn State, 1992 Fiesta Bowl
13.7	Anthony Hancock vs. Wisconsin, 1981 Garden State Bowl
10.6	Travis Henry vs. Kansas State, 2001 Cotton Bowl
9.7	Jeff Powell vs. Miami (Fla.), 1986 Sugar Bowl

■ SCORING

POINTS

18	James Stewart vs. Virginia Tech, 1994 Gator Bowl
12	Many times

POINTS BY KICKING

12	Jeff Hall vs. Northwestern, 1997 Florida Citrus Bowl
10	George Hunt vs. Air Force, 1971 Sugar Bowl
9	**Aaron Medley vs. Iowa, 2015, TaxSlayer Bowl**
9	John Becksvoort vs. Virginia Tech, 1994 Gator Bowl
9	Alex Walls vs. Michigan, 2002 Florida Citrus Bowl

TOUCHDOWNS

3	James Stewart vs. Virginia Tech, 1994 Gator Bowl
2	Many times, **last by Jalen Hurd & Joshua Dobbs vs. Iowa, 2015 TaxSlayer Bowl**

TDS RESPONSIBLE FOR (RUSHED AND PASSED)

5	Peyton Manning vs. Northwestern, 1997 Florida Citrus Bowl
5	Casey Clausen vs. Michigan, 2002 Florida Citrus Bowl
4	Tyler Bray vs. North Carolina, 2010 Music City Bowl
4	Heath Shuler vs. Boston College, 1993 Hall of Fame Bowl
4	James Stewart vs. Virginia Tech, 1994 Gator Bowl

POINT-AFTER TDS ATTEMPTED

6	**Aaron Medley vs. Iowa, 2015, TaxSlayer Bowl**
6	John Becksvoort vs. Virginia Tech, 1994 Gator Bowl
6	Jeff Hall vs. Northwestern, 1997 Florida Citrus Bowl
6	Alex Walls vs. Michigan, 2002 Florida Citrus Bowl
5	Carlos Reveiz vs. Miami (Fla.), 1986 Sugar Bowl
5	James Wilhoit vs. Texas A&M, 2005 Cotton Bowl

POINT-AFTER TDS MADE

6	**Aaron Medley vs. Iowa, 2015, TaxSlayer Bowl**
6	John Becksvoort vs. Virginia Tech, 1994 Gator Bowl
6	Jeff Hall vs. Northwestern, 1997 Florida Citrus Bowl
6	Alex Walls vs. Michigan, 2002 Florida Citrus Bowl
5	Carlos Reveiz vs. Miami (Fla.), 1986 Sugar Bowl
5	James Wilhoit vs. Texas A&M, 2005 Cotton Bowl

FIELD GOALS ATTEMPTED

5	George Hunt vs. Air Force, 1971 Sugar Bowl
4	Ricky Townsend vs. Texas Tech, 1973 Gator Bowl
4	Fuad Reveiz vs. Wisconsin, 1981 Garden State Bowl
3	Karl Kremser vs. Oklahoma, 1968 Orange Bowl
3	George Hunt vs. Florida, 1969 Gator Bowl
3	Phil Reich vs. Indiana, 1988 Peach Bowl

FIELD GOALS MADE

2	Gary Wright vs. Syracuse, 1966 Gator Bowl
2	George Hunt vs. Florida, 1969 Gator Bowl
2	George Hunt vs. Air Force, 1971 Sugar Bowl
2	Ricky Townsend vs. Texas Tech, 1973 Gator Bowl
2	Fuad Reveiz vs. Wisconsin, 1981 Garden State Bowl
2	Fuad Reveiz vs. Maryland, 1984 Sun Bowl
2	John Becksvoort vs. Penn State, 1994 Florida Citrus Bowl
2	Jeff Hall vs. Ohio State, 1996 Florida Citrus Bowl
2	Jeff Hall vs. Northwestern, 1997 Florida Citrus Bowl

LONGEST MADE FIELD GOAL

52	Fuad Reveiz vs. Maryland, 1984 Sun Bowl
50	John Becksvoort vs. Penn State, 1994 Florida Citrus Bowl
46	John Becksvoort vs. Penn State, 1994 Florida Citrus Bowl
44	Fuaz Reveiz vs. Wisconsin, 1981 Garden State Bowl
44	Jeff Hall vs. Nebraska, 1998 Orange Bowl
44	James Wilhoit vs. Penn State, 2007 Outback Bowl

■ TACKLES

TACKLES

20	Carl Zander vs. Maryland, 1984 Sun Bowl
16	Reggie McKenzie vs. Maryland, 1984 Sun Bowl
15	Jack Reynolds vs. Texas, 1969 Cotton Bowl
14	Nick Reveiz vs. North Carolina, 2010 Music City Bowl
14	Ray Nettles vs. Arkansas, 1971 Liberty Bowl
14	Carl Zander vs. Wisconsin, 1981 Garden State Bowl
14	Dale Jones vs. Maryland, 1983 Florida Citrus Bowl

TACKLES FOR LOSS

4	Reggie McKenzie vs. Maryland, 1984 Sun Bowl
4	Corey Terry vs. Northwestern, 1997 Florida Citrus Bowl
3	Joe Cofer vs. Iowa, 1982 Peach Bowl
3	Eric Westmoreland vs. Florida State, 1999 Fiesta Bowl
3	Albert Haynesworth vs. Michigan, 2002 Florida Citrus Bowl

SACKS

4.5	Reggie McKenzie vs. Maryland, 1984 Sun Bowl
2	Carl Johnson vs. LSU, 1972 Bluebonnet Bowl
2	Reggie White vs. Iowa, 1982 Peach Bowl
2	Mark Hovanic vs. Miami (Fla.), 1986 Sugar Bowl
2	Dale Jones vs. Miami (Fla.), 1986 Sugar Bowl

PASSES BROKEN UP

4	Conrad Graham vs. LSU, 1972 Bluebonnet Bowl
4	Andre Creamer vs. Miami (Fla.), 1986 Sugar Bowl
4	Dale Carter vs. Virginia, 1991 Sugar Bowl
4	Darryl Hardy vs. Virginia, 1991 Sugar Bowl

TEAM RECORDS

■ RUSHING

ATTEMPTS

55	Tennessee vs. Texas, 1951 Cotton Bowl
54	Tennessee vs. Texas A&M, 1957 Gator Bowl
54	Tennessee vs. Maryland, 1974 Liberty Bowl
54	Tennessee vs. Texas A&M, 2005 Cotton Bowl

FEWEST ATTEMPTS

21	Tennessee vs. Nebraska, 1998 Orange Bowl
23	Tennessee vs. Penn State, 2007 Outback Bowl
24	Tennessee vs. Kansas State, 2001 Cotton Bowl

YARDS

320	Tennessee vs. Arkansas, 1990 Cotton Bowl
295	Tennessee vs. Texas, 1951 Cotton Bowl
283	**Tennessee vs. Iowa, 2015, TaxSlayer Bowl**
245	Tennessee vs. Virginia Tech, 1994 Gator Bowl

FEWEST YARDS

-14	Tennessee vs. Texas, 1953 Cotton Bowl
38	Tennessee vs. Clemson, 2004 Peach Bowl
44	Tennessee vs. Nebraska, 2000 Fiesta Bowl

YARDS PER ATTEMPT

8.4	Tennessee vs. Arkansas, 1990 Cotton Bowl
7.4	Tennessee vs. Kansas State, 2001 Cotton Bowl
6.4	Tennessee vs. Texas, 1951 Cotton Bowl

FEWEST YARDS PER ATTEMPT

-0.5	Tennessee vs. Texas, 1953 Cotton Bowl
0.2	Tennessee vs. Virginia Tech, 2009 Chick-fil-A Bowl
1.5	Tennessee vs. Clemson, 2004 Peach Bowl

TOUCHDOWNS

4	**Tennessee vs. Iowa, 2015, TaxSlayer Bowl**
4	Tennessee vs. Virginia Tech, 1994 Gator Bowl
3	Tennessee vs. Tulsa, 1965 Bluebonnet Bowl
3	Tennessee vs. Maryland, 1983 Florida Citrus Bowl
3	Tennessee vs. Miami (Fla.), 1986 Sugar Bowl
3	Tennessee vs. Michigan, 2002 Florida Citrus Bowl

■ PASSING

ATTEMPTS

56	Tennessee vs. Clemson, 2004 Peach Bowl
46	Tennessee vs. Air Force, 1971 Sugar Bowl
45	Tennessee vs. North Carolina, 2010 Music City Bowl

FEWEST ATTEMPTS

6	Tennessee vs. Texas, 1953 Sugar Bowl
6	Tennessee vs. Texas A&M, 1957 Gator Bowl
7	Tennessee vs. Tulsa, 1965 Bluebonnet Bowl

COMPLETIONS

31	Tennessee vs. Clemson, 2004 Peach Bowl
27	Tennessee vs. Northwestern, 1997 Florida Citrus Bowl
27	Tennessee vs. Michigan, 2002 Florida Citrus Bowl
27	Tennessee vs. North Carolina, 2010 Music City Bowl

FEWEST COMPLETIONS

1	Tennessee vs. Baylor, 1957 Sugar Bowl
3	Four times

INTERCEPTIONS

4	Tennessee vs. Rice, 1947 Orange Bowl
4	Tennessee vs. Maryland, 1952 Sugar Bowl
4	Tennessee vs. Baylor, 1957 Sugar Bowl

COMPLETION PERCENTAGE

77.8	Tennessee vs. Indiana, 1988 Peach Bowl
77.2	**Tennessee vs. Iowa, 2015, TaxSlayer Bowl**
77.1	Tennessee vs. Michigan, 2002 Florida Citrus Bowl
73.1	Tennessee vs. Boston College, 1993 Hall of Fame Bowl

LOWEST COMPLETION PERCENTAGE

10.0	Tennessee vs. Baylor, 1957 Sugar Bowl
21.1	Tennessee vs. Rice, 1947 Orange Bowl
21.4	Tennessee vs. Southern California, 1945 Rose Bowl

YARDS

408	Tennessee vs. Northwestern, 1997 Florida Citrus Bowl
406	Tennessee vs. Michigan, 2002 Florida Citrus Bowl
384	Tennessee vs. Clemson, 2004 Peach Bowl

FEWEST YARDS

16	Tennessee vs. Baylor, 1957 Sugar Bowl
17	Tennessee vs. Southern California, 1945 Rose Bowl
32	Tennessee vs. Rice, 1947 Orange Bowl

YARDS PER ATTEMPT

14.6	Tennessee vs. Florida State, 1999 Fiesta Bowl
11.6	Tennessee vs. Michigan, 2002 Florida Citrus Bowl
11.3	Tennessee vs. Boston College, 1993 Hall of Fame Bowl

FEWEST YARDS PER ATTEMPT

1.2	Tennessee vs. Southern California, 1945 Rose Bowl
1.6	Tennessee vs. Baylor, 1957 Sugar Bowl
1.7	Tennessee vs. Rice, 1947 Orange Bowl

TOUCHDOWNS

4	Tennessee vs. North Carolina, 2010 Music City Bowl
4	Tennessee vs. Northwestern, 1997 Florida Citrus Bowl
3	Tennessee vs. Minnesota, 1986 Liberty Bowl
3	Tennessee vs. Boston College, 1993 Hall of Fame Bowl
3	Tennessee vs. Michigan, 2002 Florida Citrus Bowl
3	Tennessee vs. Texas A&M, 2005 Cotton Bowl

■ TOTAL OFFENSE

PLAYS (RUSHING+PASSING)

88	Tennessee vs. Air Force, 1971 Sugar Bowl
88	Tennessee vs. Penn State, 1992 Fiesta Bowl
85	Tennessee vs. Wisconsin, 1981 Garden State Bowl
85	Tennessee vs. Texas A&M, 2005 Cotton Bowl

FEWEST PLAYS (RUSHING+PASSING)

35*	Tennessee vs. Texas, 1953 Cotton Bowl
40	Tennessee vs. Southern California, 1940 Rose Bowl
49	Tennessee vs. Baylor, 1957 Sugar Bowl
49	Tennessee vs. Kansas State, 2001 Cotton Bowl

YARDS (RUSHING+PASSING)

523	Tennessee vs. Northwestern, 1997 Florida Citrus Bowl
503	Tennessee vs. Michigan, 2002 Florida Citrus Bowl
495	Tennessee vs. Virginia Tech, 1994 Gator Bowl

FEWEST YARDS (RUSHING+PASSING)

32	Tennessee vs. Texas, 1953 Cotton Bowl
137	Tennessee vs. Rice, 1947 Orange Bowl
141	Tennessee vs. Southern California, 1940 Rose Bowl

YARDS/PLAY (RUSHING+PASSING)

7.7	Tennessee vs. Arkansas, 1990 Cotton Bowl
7.4	Tennessee vs. Northwestern, 1997 Florida Citrus Bowl
7.0	Tennessee vs. Michigan, 2002 Florida Citrus Bowl

FEWEST YARDS/PLAY (RUSHING+PASSING)

0.9*	Tennessee vs. Texas, 1953 Cotton Bowl
2.9	Tennessee vs. Maryland, 1952 Sugar Bowl
3.2	Tennessee vs. Texas A&M, 1957 Gator Bowl

■ PUNTING

PUNTS

15	Tennessee vs. Rice, 1947 Orange Bowl
13	Tennessee vs. Southern California, 1945 Rose Bowl
11	Tennessee vs. Southern California, 1940 Rose Bowl

FEWEST PUNTS

1	Tennessee vs. Maryland, 1983 Florida Citrus Bowl
2	Tennessee vs. Oklahoma, 1968 Orange Bowl
2	Tennessee vs. Florida, 1969 Gator Bowl

AVERAGE

52.3	Tennessee vs. Nebraska, 1998 Orange Bowl
47.7	Tennessee vs. Maryland, 2002 Peach Bowl
47.4	Tennessee vs. Wisconsin, 1981 Garden State Bowl

LOWEST AVERAGE

15.0	Tennessee vs. Florida, 1969 Gator Bowl
29.2	Tennessee vs. Kansas State, 2001 Cotton Bowl
31.4	Tennessee vs. Air Force, 1971 Sugar Bowl

■ PUNT RETURNS

RETURNS

6	Tennessee vs. Oklahoma, 1939 Orange Bowl
6	Tennessee vs. Air Force, 1971 Sugar Bowl
6	Tennessee vs. Penn State, 1992 Fiesta Bowl

YARDS

89	Tennessee vs. Virginia Tech, 1994 Gator Bowl
86	Tennessee vs. Air Force, 1971 Sugar Bowl
75	Tennessee vs. Oklahoma, 1939 Orange Bowl

AVERAGE (MIN. 3 RETURNS)

29.7	Tennessee vs. Virginia Tech, 1994 Gator Bowl
14.3	Tennessee vs. Air Force, 1971 Sugar Bowl
13.5	Tennessee vs. Maryland, 1974 Liberty Bowl

■ KICKOFF RETURNS

RETURNS

7	Tennessee vs. Penn State, 1992 Fiesta Bowl
6	Tennessee vs. Virginia, 1991 Sugar Bowl
6	Tennessee vs. Penn State, 1994 Florida Citrus Bowl

YARDS

170	Tennessee vs. Maryland, 1984 Sun Bowl
134	Tennessee vs. Virginia Tech, 2009 Chick-fil-A Bowl
132	Tennessee vs. Penn State, 1992 Fiesta Bowl

AVERAGE (MIN. 3 RETURNS)

42.5*	Tennessee vs. Maryland, 1984 Sun Bowl
32.0	Tennessee vs. Wisconsin, 1981 Garden State Bowl
29.5	Tennessee vs. Oklahoma, 1968 Orange Bowl

■ INTERCEPTIONS

INTERCEPTIONS

4	Tennessee vs. Tulsa, 1965 Bluebonnet Bowl
4	Tennessee vs. Air Force, 1971 Sugar Bowl
4	Tennessee vs. Miami (Fla.), 1986 Sugar Bowl
4	Tennessee vs. Northwestern, 1997 Florida Citrus Bowl

YARDS

104	Tennessee vs. Arkansas, 1971 Liberty Bowl
89	Tennessee vs. Miami (Fla.), 1986 Sugar Bowl
78	Tennessee vs. Kansas State, 2001 Cotton Bowl

■ TURNOVERS

TURNOVERS LOST

6	Tennessee vs. Maryland, 1952 Sugar Bowl
5	Four times

■ FUMBLES

FUMBLES

7	Tennessee vs. Air Force, 1971 Sugar Bowl
6	Tennessee vs. Texas A&M, 1957 Gator Bowl
5	Three times

FUMBLES LOST

3	Tennessee vs. Texas, 1953 Cotton Bowl
3	Tennessee vs. Air Force, 1971 Sugar Bowl
3	Tennessee vs. Penn State, 1992 Fiesta Bowl

■ PENALTIES

PENALTIES

16	Tennessee vs. Oklahoma, 1939 Orange Bowl
13	Tennessee vs. Northwestern, 1997 Florida Citrus Bowl
11	Tennessee vs. Miami (Fla.), 1986 Sugar Bowl

FEWEST PENALTIES

1	Tennessee vs. Texas Tech, 1973 Gator Bowl
1	Tennessee vs. Maryland, 1983 Florida Citrus Bowl
2	Tennessee vs. Southern California, 1940 Rose Bowl
2	Tennessee vs. Maryland, 1952 Sugar Bowl

YARDS

130	Tennessee vs. Oklahoma, 1939 Orange Bowl
125	Tennessee vs. Miami (Fla.), 1986 Sugar Bowl
119	Tennessee vs. Clemson, 2004 Peach Bowl

FEWEST YARDS

3	Tennessee vs. Texas Tech, 1973 Gator Bowl
5	Tennessee vs. Maryland, 1983 Florida Citrus Bowl
17	Tennessee vs. Texas, 1969 Cotton Bowl

■ FIRST DOWNS

FIRST DOWNS

32	Tennessee vs. Texas A&M, 2005 Cotton Bowl
29	Tennessee vs. Northwestern, 1997 Florida Citrus Bowl
28	Tennessee vs. Virginia, 1991 Sugar Bowl
28	Tennessee vs. Clemson, 2004 Peach Bowl

FEWEST FIRST DOWNS

5	Tennessee vs. Rice, 1947 Orange Bowl
6	Tennessee vs. Texas, 1953 Cotton Bowl
8	Tennessee vs. Southern California, 1945 Rose Bowl

FIRST DOWNS (RUSHING)

17	Tennessee vs. Texas A&M, 2005 Cotton Bowl
15	Tennessee vs. Texas, 1951 Cotton Bowl
15	Tennessee vs. Indiana, 1988 Peach Bowl
15	**Tennessee vs. Iowa, 2015, TaxSlayer Bowl**

FIRST DOWNS (PASSING)

23	Tennessee vs. Northwestern, 1997 Florida Citrus Bowl
20	Tennessee vs. Clemson, 2004 Peach Bowl
18	Tennessee vs. Michigan, 2002 Florida Citrus Bowl

FIRST DOWNS (PENALTY)

5	Tennessee vs. Texas A&M, 2005 Cotton Bowl
4	Tennessee vs. Florida State, 1999 Fiesta Bowl
3	Tennessee vs. North Carolina, 2010 Music City Bowl
3	Tennessee vs. Arkansas, 1971 Liberty Bowl

■ SCORING

POINTS

48	Tennessee vs. Northwestern (28), 1997 Florida Citrus Bowl
45	Tennessee vs. Virginia Tech (23), 1994 Gator Bowl
45	Tennessee vs. Michigan (17), 2002 Florida Citrus Bowl
45	**Tennessee vs. Iowa (28), 2015, TaxSlayer Bowl**

FEWEST POINTS

0	Tennessee vs. Southern California (14), 1940 Rose Bowl
0	Tennessee vs. Southern California (25), 1945 Rose Bowl
0	Tennessee vs. Rice (8), 1947 Orange Bowl
0	Tennessee vs. Texas (16), 1953 Cotton Bowl

POINTS (QUARTER)

24	Tennessee vs. Air Force, 1971 Sugar Bowl
21	Tennessee vs. Virginia Tech, 1994 Gator Bowl
21	Tennessee vs. Northwestern, 1997 Florida Citrus Bowl
21	**Tennessee vs. Iowa, 2015, TaxSlayer Bowl**

POINTS (HALF)

35	Tennessee vs. Virginia Tech, 1994 Gator Bowl
35	**Tennessee vs. Iowa, 2015, TaxSlayer Bowl**
31	Tennessee vs. Northwestern, 1997 Florida Citrus Bowl
28	Tennessee vs. Texas A&M, 2005 Cotton Bowl

TOUCHDOWNS

6	Tennessee vs. Virginia Tech, 1994 Gator Bowl
6	Tennessee vs. Northwestern, 1997 Florida Citrus Bowl
6	Tennessee vs. Michigan, 2002 Florida Citrus Bowl
6	**Tennessee vs. Iowa, 2015, TaxSlayer Bowl**

FIELD GOALS ATTEMPTED

5	Tennessee vs. Air Force, 1971 Sugar Bowl
4	Tennessee vs. Texas Tech, 1973 Gator Bowl
4	Tennessee vs. Wisconsin, 1981 Garden State Bowl

FIELD GOALS MADE

2	Nine times, most recent: Tennessee vs. Northwestern, 1997 Florida Citrus Bowl

MARGIN OF VICTORY

31	Tennessee (38) vs. Texas A&M (7), 2005 Cotton Bowl
28	Tennessee (35) vs. Miami (Fla.) (7), 1986 Sugar Bowl
28	Tennessee (45) vs. Michigan (17), 2002 Florida Citrus Bowl

MARGIN OF DEFEAT

27	Tennessee (3) vs. Maryland (30), 2002 Peach Bowl
25	Tennessee (0) vs. Southern California (25), 1945 Rose Bowl
25	Tennessee (17) vs. Penn State (42), 1992 Fiesta Bowl
25	Tennessee (17) vs. Nebraska (42), 1998 Orange Bowl

LARGEST MARGIN OVERCOME TO WIN

16	Tennessee vs. Virginia, 1991 Sugar Bowl
7	Tennessee vs. Tulsa, 1943 Sugar Bowl
7	Tennessee vs. Texas, 1951 Cotton Bowl
7	Tennessee vs. Miami (Fla.), 1986 Sugar Bowl
7	Tennessee vs. Ohio State, 1996 Florida Citrus Bowl

LARGEST LEAD RELINQUISHED IN LOSS

21	Tennessee vs. Maryland, 1984 Sun Bowl
10	Tennessee vs. Penn State, 1992 Fiesta Bowl
10	Tennessee vs. Penn State, 1994 Florida Citrus Bowl

OPPONENT INDIVIDUAL RECORDS

■ RUSHING

ATTEMPTS

31	Tony Hunt, Penn State, 2007 Outback Bowl
29	Floyd Little, Syracuse, 1966 Gator Bowl
29	Ahman Green, Nebraska, 1998 Orange Bowl

YARDS

216	Floyd Little, Syracuse, 1966 Gator Bowl
206	Ahman Green, Nebraska, 1998 Orange Bowl
160	Shaun Draughn, North Carolina, 2010 Music City Bowl
158	Tony Hunt, Penn State, 2007 Outback Bowl

YARDS/ATTEMPT (MIN. 10 ATTEMPTS)

10.0	Jordan Canzeri, Iowa, 2015 TaxSlayer Bowl
9.7	Don Burnside, Southern California, 1945 Rose Bowl
8.9	Tommy Neal, Maryland, 1984 Sun Bowl
8.7	Chad Jasmin, Clemson, 2004 Peach Bowl

TOUCHDOWNS

3	Scott Frost, Nebraska, 1998 Orange Bowl
2	Many times, last Mark Weisman, Iowa, 2015 TaxSlayer Bowl

LONGEST GAIN

70	James Mosley, Texas Tech, 1973 Gator Bowl
58	Shaun Draughn, North Carolina, 2010 Music City Bowl
57	Tommy Neal, Maryland, 1984 Sun Bowl
54	Delbert Shofner, Baylor, 1957 Gator Bowl

54	Floyd Little, Syracuse, 1966 Gator Bowl
54	Terrence Thomas, Texas A&M, 2005 Cotton Bowl

■ PASSING

ATTEMPTS

47	Bill Anderson, Tulsa, 1965 Bluebonnet Bowl
46	Bob Parker, Air Force, 1971 Sugar Bowl
46	Glenn Foley, Boston College, 1993 Hall of Fame Bowl

COMPLETIONS

25	Steve Schnur, Northwestern, 1997 Florida Citrus Bowl
23	T.J. Yates, North Carolina, 2010 Music City Bowl
23	Bill Anderson, Tulsa, 1965 Bluebonnet Bowl
23	Bob Parker, Air Force, 1971 Sugar Bowl
23	Glenn Foley, Boston College, 1993 Hall of Fame Bowl
23	Reggie McNeal, Texas A&M, 2005 Cotton Bowl

CONSECUTIVE COMPLETIONS

9	Glenn Dobbs, Tulsa, 1943 Sugar Bowl

INTERCEPTIONS

4	Bill Anderson, Tulsa, 1965 Bluebonnet Bowl
4	Bob Parker, Air Force, 1971 Sugar Bowl
3	Four times

COMPLETION PERCENTAGE (MIN. 10 ATTEMPTS)

75.0	Scott Frost, Nebraska, 1998 Orange Bowl
73.1	Chuck Long, Iowa, 1982 Peach Bowl
72.7	Joe Barnes, Texas Tech, 1973 Gator Bowl

YARDS

304	Chuck Long, Iowa, 1982 Peach Bowl
303	Mark Herrmann, Purdue, 1979 Bluebonnet Bowl
268	Glenn Foley, Boston College, 1993 Hall of Fame Bowl

YARDS/ATTEMPT (MIN. 10 ATTEMPTS)

15.4	James Street, Texas, 1969 Cotton Bowl
14.0	Joe Barnes, Texas Tech, 1973 Gator Bowl
12.3	Tyrod Taylor, Virginia Tech, 2009 Chick-fil-A Bowl

TOUCHDOWNS

4	Tony Sacca, Penn State, 1992 Fiesta Bowl
3	Mark Herrmann, Purdue, 1979 Bluebonnet Bowl
3	Chuck Long, Iowa, 1982 Peach Bowl

LONGEST GAIN

79	James Street to Cotton Speyrer, Texas, 1969 Cotton Bowl
79	Joe Barnes to Lawrence Williams, Texas Tech, 1973 Gator Bowl
67	Quinn Grovey to Billy Winston, Arkansas, 1990 Cotton Bowl

■ TOTAL OFFENSE

PLAYS (RUSHING+PASSING)

52	Bill Anderson, Tulsa, 1965 Bluebonnet Bowl
52	Bob Parker, Air Force, 1971 Sugar Bowl
52	Glenn Foley, Boston College, 1993 Hall of Fame Bowl
52	Steve Schnur, Northwestern, 1997 Florida Citrus Bowl

YARDS (RUSHING+PASSING)

308	Jon Beasley, Kansas State, 2001 Cotton Bowl
306	Chuck Long, Iowa, 1982 Peach Bowl
265	Mark Herrmann, Purdue, 1979 Bluebonnet Bowl

YARDS/PLAY

(RUSHING+PASSING) (MIN. 20 ATTEMPTS)

9.5	James Street, Texas, 1969 Cotton Bowl
9.4	Jordan Canzeri, Iowa, 2015 TaxSlayer Bowl
8.4	Joe Barnes, Texas Tech, 1973 Gator Bowl
8.0	Chuck Long, Iowa, 1982 Peach Bowl

■ RECEIVING

RECEPTIONS

10	Paul Bassa, Air Force, 1971 Sugar Bowl
10	D'Wayne Bates, Northwestern, 1997 Florida Citrus Bowl
10	Brian Musso, Northwestern, 1997 Florida Citrus Bowl

YARDS

168	Dave Moritz, Iowa, 1982 Peach Bowl
161	Cotton Speyrer, Texas, 1969 Cotton Bowl
150	Ernie Jones, Indiana, 1988 Peach Bowl

YARDS/RECEPTION (MIN. 3 RECEPTIONS)

32.2	Cotton Speyrer, Texas, 1969 Cotton Bowl
31.3	Lawrence Williams, Texas Tech, 1973 Gator Bowl
24.7	Thad McFadden, Wisconsin, 1981 Garden State Bowl

TOUCHDOWNS

2	Cotton Speyrer, Texas, 1969 Cotton Bowl
2	Dave Young, Purdue, 1979 Bluebonnet Bowl
2	Ronnie Harmon, Iowa, 1982 Peach Bowl
2	Pete Mitchell, Boston College, 1993 Hall of Fame Bowl
2	Quincy Morgan, Kansas State, 2001 Cotton Bowl

LONGEST GAIN

79	Cotton Speyrer from James Street, Texas, 1969 Cotton Bowl
79	Lawrence Williams from Joe Barnes, Texas Tech, 1973 Gator Bowl
67	Billy Winston from Quinn Grovey, Arkansas, 1990 Cotton Bowl

■ PUNTING

PUNTS

13	Hugh McCullough, Oklahoma, 1939 Orange Bowl
13	Hugh Keeney, Rice, 1947 Orange Bowl
9	Doug Helkowski, Penn State, 1992 Fiesta Bowl
9	Keith Cottrell, Florida State, 1999 Fiesta Bowl

AVERAGE (MIN. 3 PUNTS)

50.3	Brooks Bernard, Maryland, 2002 Peach Bowl
48.1	Brent Bartholomew, Ohio State, 1996 Florida Citrus Bowl
47.9	Doug Helkowski, Penn State, 1992 Fiesta Bowl

LONGEST PUNT

78	Glenn Dobbs, Tulsa, 1943 Sugar Bowl
74	Bill Bradley, Texas, 1969 Cotton Bowl
70	Hugh McCullough, Oklahoma, 1939 Orange Bowl

■ PUNT RETURNS

RETURNS

6	Dimitrious Stanley, Ohio State, 1996 Florida Citrus Bowl
4	Five times

YARDS

95	Steve Suter, Maryland, 2002 Peach Bowl
71	O.J. McDuffie, Penn State, 1992 Fiesta Bowl
69	Bobby Newcombe, Nebraska, 2000 Fiesta Bowl

AVERAGE (MIN. 3 RETURNS)

23.8	Steve Suter, Maryland, 2002 Peach Bowl
23.0	Bobby Newcombe, Nebraska, 2000 Fiesta Bowl
21.6	Derrick Hamilton, Clemson, 2004 Peach Bowl

LONGEST RETURN

79	Steve Suter, Maryland, 2002 Peach Bowl
63	Bob Smith, Maryland, 1974 Liberty Bowl
60	Bobby Newcombe, Nebraska, 2000 Fiesta Bowl

■ KICKOFF RETURNS

RETURNS

8*	Todd Howard, Michigan, 2002 Florida Citrus Bowl
6	Dave Beazley, Northwestern, 1997 Florida Citrus Bowl
5	Tommy Neal, Maryland, 1983 Florida Citrus Bowl
5	J.C. Penny, Miami (Fla.), 1986 Sugar Bowl

YARDS

181	Tommy Neal, Maryland, 1983 Florida Citrus Bowl
137	Dave Beazley, Northwestern, 1997 Florida Citrus Bowl
125	Todd Howard, Michigan, 2002 Florida Citrus Bowl

AVERAGE (MIN. 2 RETURNS)

36.2	Tommy Neal, Maryland, 1983 Florida Citrus Bowl
32.0	Thad McFadden, Wisconsin, 1981 Garden State Bowl
30.7	David Gilreath, Wisconsin, 2008 Outback Bowl

LONGEST RETURN

80	Tommy Neal, Maryland, 1983 Florida Citrus Bowl
60	David Gilreath, Wisconsin, 2008 Outback Bowl
52	Bobby Peters, Baylor, 1957 Sugar Bowl

■ INTERCEPTIONS

INTERCEPTIONS

3	Louis Campbell, Arkansas, 1971 Liberty Bowl
2	Ed Fullerton, Maryland, 1952 Sugar Bowl
2	Arthur Beall, Baylor, 1957 Sugar Bowl
2	Marcus McKinnie, Purdue, 1979 Bluebonnet Bowl
2	Tom Campbell, Texas, 1969 Cotton Bowl
2	Reggie Givens, Penn State, 1992 Fiesta Bowl

YARDS

54	Curome Cox, Maryland, 2002 Peach Bowl
49	Ed Fullerton, Maryland, 1952 Sugar Bowl
47	Rock Cartwright, Kansas State, 2001 Cotton Bowl

LONGEST RETURN

54	Curome Cox, Maryland, 2002 Peach Bowl
47	Rock Cartwright, Kansas State, 2001 Cotton Bowl
46	Ed Fullerton, Maryland, 1952 Sugar Bowl

■ ALL-PURPOSE

PLAYS (RUSHING+RECEIVING+ALL RETURNS)

36	Floyd Little, Syracuse, 1966 Gator Bowl
32	Ahman Green, Nebraska, 1998 Orange Bowl
32	Tony Hunt, Penn State, 2007 Outback Bowl

YARDS (RUSHING+RECEIVING+ALL RETURNS)

279	Floyd Little, Syracuse, 1966 Gator Bowl
246	Ernie Jones, Indiana, 1988 Peach Bowl
237	Ahman Green, Nebraska, 1998 Orange Bowl

YARDS/PLAY
(RUSHING+RECEIVING+ALL RETURNS) (MIN. 10 PLAYS)

22.4	Ernie Jones, Indiana, 1988 Peach Bowl
20.3	Thad McFadden, Wisconsin, 1981 Garden State Bowl
16.7	Bobby Engram, Penn State, 1994 Florida Citrus Bowl

■ SCORING

POINTS

18	Scott Frost, Nebraska, 1998 Orange Bowl
14	Cotton Speyrer, Texas, 1969 Cotton Bowl
14	Barry Foster, Arkansas, 1990 Cotton Bowl

POINTS BY KICKING

15	Jess Atkinson, Maryland, 1983 Florida Citrus Bowl
12	Casey Barth, North Carolina, 2010 Music City Bowl
12	Nick Novak, Maryland, 2002 Peach Bowl
10	Jake McInerney, Virginia, 1991 Sugar Bowl

TOUCHDOWNS

3	Scott Frost, Nebraska, 1998 Orange Bowl
2	Many times, last Mark Weisman, Iowa, 2015 TaxSlayer Bowl

POINT-AFTER TDS ATTEMPTED

6	Craig Fayak, Penn State, 1992 Fiesta Bowl
6	Kris Brown, Nebraska, 1998 Orange Bowl
5	Jamie Rheem, Kansas State, 2001 Cotton Bowl

POINT-AFTER TDS MADE

6	Craig Fayak, Penn State, 1992 Fiesta Bowl
6	Kris Brown, Nebraska, 1998 Orange Bowl
5	Jamie Rheem, Kansas State, 2001 Cotton Bowl

FIELD GOALS ATTEMPTED

6#	Jess Atkinson, Maryland, 1983 Florida Citrus Bowl
5	Kevin Kelly, Penn State, 2007 Outback Bowl
4	Jake McInerney, Virginia, 1991 Sugar Bowl
4	Aaron Hunt, Clemson, 2004 Peach Bowl

FIELD GOALS MADE

5#	Jess Atkinson, Maryland, 1983 Florida Citrus Bowl
3	Casey Barth, North Carolina, 2010 Music City Bowl
3	Jake McInerney, Virginia, 1991 Sugar Bowl
3	Nick Novak, Maryland, 2002 Peach Bowl
3	Matt Waldron, Virginia Tech, 2009 Chick-fil-A Bowl

LONGEST MADE FIELD GOAL

52	Pete Stoyanovich, Indiana, 1988 Peach Bowl
48	Jess Atkinson, Maryland, 1983 Florida Citrus Bowl
46	Matt Waldron, Virginia Tech, 2009 Chick-fil-A Bowl

■ TACKLES

TACKLES

17	Eric Wilson, Maryland, 1983 Florida Citrus Bowl
16	Harry Walters, Maryland, 1974 Liberty Bowl
16	Randy White, Maryland, 1974 Liberty Bowl

TACKLES FOR LOSS

4	Matt Finkes, Ohio State, 1996 Florida Citrus Bowl
4	E.J. Henderson, Maryland, 2002 Peach Bowl
4	Jonathan Casillas, Wisconsin, 2008 Outback Bowl

SACKS

2	Aaron Wills, Nebraska, 2000 Fiesta Bowl
2	Chris Johnson, Kansas State, 2001 Cotton Bowl
2	E.J. Henderson, Maryland, 2002 Peach Bowl
2	Nekos Brown, Virginia Tech, 2009 Chick-fil-A Bowl

PASSES BROKEN UP

4	Tom Campbell, Texas, 1969 Cotton Bowl
4	Matt VandenBoom, Wisconsin, 1981 Garden State Bowl

OPPONENT TEAM RECORDS

RUSHING

ATTEMPTS

78	Texas vs. Tennessee, 1953 Cotton Bowl
72	Arkansas vs. Tennessee, 1990 Cotton Bowl
68	Nebraska vs. Tennessee, 1998 Orange Bowl

FEWEST ATTEMPTS

16	Oklahoma vs. Tennessee, 1939 Orange Bowl
18	Texas A&M vs. Tennessee, 2005 Cotton Bowl
24	Tulsa vs. Tennessee, 1965 Bluebonnet Bowl
24	Air Force vs. Tennessee, 1971 Sugar Bowl

YARDS

409	Nebraska vs. Tennessee, 1998 Orange Bowl
361	Arkansas vs. Tennessee, 1990 Cotton Bowl
348	Syracuse vs. Tennessee, 1966 Gator Bowl

FEWEST YARDS

-39	Tulsa vs. Tennessee, 1943 Sugar Bowl
-12	Air Force vs. Tennessee, 1971 Sugar Bowl
25	Oklahoma vs. Tennessee, 1939 Orange Bowl

YARDS PER ATTEMPT

6.1	Syracuse vs. Tennessee, 1966 Gator Bowl
6.0	Nebraska vs. Tennessee, 1998 Orange Bowl
5.7	Nebraska vs. Tennessee, 2000 Fiesta Bowl

FEWEST YARDS PER ATTEMPT

-0.5	Air Force vs. Tennessee, 1971 Sugar Bowl
1.1	Miami (Fla.) vs. Tennessee, 1986 Sugar Bowl
1.5	Northwestern vs. Tennessee, 1997 Florida Citrus Bowl

TOUCHDOWNS

6	Nebraska vs. Tennessee, 1998 Orange Bowl
4	Maryland vs. Tennessee, 1984 Sun Bowl
4	Virginia Tech vs. Tennessee, 2009 Chick-fil-A Bowl

■ PASSING

ATTEMPTS

51	Northwestern vs. Tennessee, 1997 Florida Citrus Bowl
47	Tulsa vs. Tennessee, 1965 Bluebonnet Bowl
47	Boston College vs. Tennessee, 1993 Hall of Fame Bowl

FEWEST ATTEMPTS

4	Rice vs. Tennessee, 1947 Orange Bowl
7	Syracuse vs. Tennessee, 1966 Gator Bowl
8	Texas vs. Tennessee, 1953 Cotton Bowl
8	Texas A&M vs. Tennessee, 1957 Gator Bowl

COMPLETIONS

27	Northwestern vs. Tennessee, 1997 Florida Citrus Bowl
23	Seven times

FEWEST COMPLETIONS

0#	Rice vs. Tennessee, 1947 Orange Bowl
2	Texas vs. Tennessee, 1953 Cotton Bowl
2	Syracuse vs. Tennessee, 1966 Gator Bowl

INTERCEPTIONS

4	Tulsa vs. Tennessee, 1965 Bluebonnet Bowl
4	Air Force vs. Tennessee, 1971 Sugar Bowl
4	Miami (Fla.) vs. Tennessee, 1986 Sugar Bowl
4	Northwestern vs. Tennessee, 1997 Florida Citrus Bowl

COMPLETION PERCENTAGE

75.0	Nebraska vs. Tennessee, 1998 Orange Bowl
73.1	Iowa vs. Tennessee, 1982 Peach Bowl
72.7	Texas Tech vs. Tennessee, 1973 Gator Bowl

LOWEST COMPLETION PERCENTAGE

0.0#	Rice vs. Tennessee, 1947 Orange Bowl
25.0	Texas vs. Tennessee, 1953 Sugar Bowl (2 of 8)
27.3	Baylor vs. Tennessee, 1957 Sugar Bowl (3 of 11)

YARDS

343	Michigan vs. Tennessee, 2002 Florida Citrus Bowl
304	Iowa vs. Tennessee, 1982 Peach Bowl
303	Purdue vs. Tennessee, 1979 Bluebonnet Bowl

FEWEST YARDS

0	Rice vs. Tennessee, 1947 Orange Bowl
16	Syracuse vs. Tennessee, 1966 Gator Bowl
24	Baylor vs. Tennessee, 1957 Sugar Bowl

YARDS PER ATTEMPT

16.7	Texas vs. Tennessee, 1969 Cotton Bowl
14.0	Texas Tech vs. Tennessee, 1973 Gator Bowl
11.7	Iowa vs. Tennessee, 1982 Peach Bowl

FEWEST YARDS PER ATTEMPT

0.0	Rice vs. Tennessee, 1947 Orange Bowl
2.2	Baylor vs. Tennessee, 1957 Sugar Bowl
2.6	Oklahoma vs. Tennessee, 1939 Orange Bowl

TOUCHDOWNS

4	Penn State vs. Tennessee, 1992 Fiesta Bowl
3	Purdue vs. Tennessee, 1979 Bluebonnet Bowl
3	Iowa vs. Tennessee, 1982 Peach Bowl

■ TOTAL OFFENSE

PLAYS (RUSHING+PASSING)

94	Arkansas vs. Tennessee, 1990 Cotton Bowl
92	Purdue vs. Tennessee, 1979 Bluebonnet Bowl
86	Texas vs. Tennessee, 1953 Cotton Bowl
86	Kansas State vs. Tennessee, 2001 Cotton Bowl

FEWEST PLAYS (RUSHING+PASSING)

43	Oklahoma vs. Tennessee, 1939 Orange Bowl
48	Texas A&M vs. Tennessee, 1957 Gator Bowl
50	Boston College vs. Tennessee, 1941 Sugar Bowl

YARDS (RUSHING+PASSING)

568	Arkansas vs. Tennessee, 1990 Cotton Bowl
534	Nebraska vs. Tennessee, 1998 Orange Bowl
513	Texas vs. Tennessee, 1969 Cotton Bowl

FEWEST YARDS (RUSHING+PASSING)

94	Oklahoma vs. Tennessee, 1939 Orange Bowl
129	Tulsa vs. Tennessee, 1943 Sugar Bowl
169	Texas A&M vs. Tennessee, 1957 Gator Bowl

YARDS/PLAY (RUSHING+PASSING)

6.9	Texas vs. Tennessee, 1969 Cotton Bowl
6.7	Nebraska vs. Tennessee, 1998 Orange Bowl
6.7	Virginia Tech vs. Tennessee, 2009 Chick-fil-A Bowl

FEWEST YARDS/PLAY (RUSHING+PASSING)

2.2	Oklahoma vs. Tennessee, 1939 Orange Bowl
3.2	Air Force vs. Tennessee, 1971 Sugar Bowl
3.5	Three times

■ PUNTING

PUNTS

14	Tulsa vs. Tennessee, 1943 Sugar Bowl
13	Oklahoma vs. Tennessee, 1939 Orange Bowl
13	Rice vs. Tennessee, 1947 Orange Bowl

FEWEST PUNTS

0	Maryland vs. Tennessee, 1983 Florida Citrus Bowl
1	Virginia vs. Tennessee, 1991 Sugar Bowl
2	Syracuse vs. Tennessee, 1966 Gator Bowl

AVERAGE

50.3	Maryland vs. Tennessee, 2002 Peach Bowl
48.1	Ohio State vs. Tennessee, 1996 Florida Citrus Bowl
48.0	Virginia vs. Tennessee, 1991 Sugar Bowl

LOWEST AVERAGE

29.3	Texas vs. Tennessee, 1951 Cotton Bowl
30.6	Indiana vs. Tennessee, 1988 Peach Bowl
31.6	Florida vs. Tennessee, 1969 Gator Bowl

■ PUNT RETURNS

RETURNS

7	Oklahoma vs. Tennessee, 1939 Orange Bowl
7	Southern California vs. Tennessee, 1940 Rose Bowl
6	Ohio State vs. Tennessee, 1996 Florida Citrus Bowl

YARDS

95	Maryland vs. Tennessee, 2002 Peach Bowl
76	Maryland vs. Tennessee, 1974 Liberty Bowl
73	Penn State vs. Tennessee, 1992 Fiesta Bowl

AVERAGE (MIN. 3 RETURNS)

23.8	Maryland vs. Tennessee, 2002 Peach Bowl
18.0	Nebraska vs. Tennessee, 2000 Fiesta Bowl
16.8	Clemson vs. Tennessee, 2004 Peach Bowl

■ KICKOFF RETURNS

RETURNS

8	Michigan vs. Tennessee, 2002 Florida Citrus Bowl
7	Virginia Tech vs. Tennessee, 1994 Gator Bowl
6	Arkansas vs. Tennessee, 1990 Cotton Bowl
6	Northwestern vs. Tennessee, 1997 Florida Citrus Bowl
6	Iowa vs. Tennessee, 2015 TaxSlayer Bowl

YARDS

181	Maryland vs. Tennessee, 1983 Florida Citrus Bowl
137	Northwestern vs. Tennessee, 1997 Florida Citrus Bowl
125	Michigan vs. Tennessee, 2002 Florida Citrus Bowl

AVERAGE (MIN. 3 RETURNS)

36.2	Maryland vs. Tennessee, 1983 Florida Citrus Bowl
29.8	Wisconsin vs. Tennessee, 1981 Garden State Bowl
29.7	Penn State vs. Tennessee, 1992 Fiesta Bowl

■ INTERCEPTIONS

INTERCEPTIONS

4	Rice vs. Tennessee, 1947 Orange Bowl
4	Maryland vs. Tennessee, 1952 Sugar Bowl
4	Baylor vs. Tennessee, 1957 Sugar Bowl

YARDS

70	Maryland vs. Tennessee, 1952 Sugar Bowl
69	Florida State vs. Tennessee, 1999 Fiesta Bowl
62	Kansas State vs. Tennessee, 2001 Cotton Bowl

■ TURNOVERS

TURNOVERS LOST

8	Air Force vs. Tennessee, 1971 Sugar Bowl
7	Tulsa vs. Tennessee, 1965 Bluebonnet Bowl
6	Miami (Fla.) vs. Tennessee, 1986 Sugar Bowl

■ FUMBLES

FUMBLES

7	Maryland vs. Tennessee, 1952 Sugar Bowl
7	Air Force vs. Tennessee, 1971 Sugar Bowl
5	Four times

FUMBLES LOST

4	Air Force vs. Tennessee, 1971 Sugar Bowl
4	Texas A&M vs. Tennessee, 2005 Cotton Bowl
3	Six times

■ PENALTIES

PENALTIES

15	Miami (Fla.) vs. Tennessee, 1986 Sugar Bowl
12	Maryland vs. Tennessee, 1952 Sugar Bowl
12	Florida State vs. Tennessee, 1999 Fiesta Bowl

FEWEST PENALTIES

0	Air Force vs. Tennessee, 1971 Sugar Bowl
1	Tulsa vs. Tennessee, 1965 Bluebonnet Bowl
2	Four times

PENALTY YARDS

120	Maryland vs. Tennessee, 1952 Sugar Bowl
120	Miami (Fla.) vs. Tennessee, 1986 Sugar Bowl
110	Florida State vs. Tennessee, 1999 Fiesta Bowl

FEWEST PENALTY YARDS

0	Air Force vs. Tennessee, 1971 Sugar Bowl
10	Oklahoma vs. Tennessee, 1968 Orange Bowl
10	Maryland vs. Tennessee, 2002 Peach Bowl
10	Wisconsin vs. Tennessee, 2008 Outback Bowl

■ FIRST DOWNS

FIRST DOWNS

31	Purdue vs. Tennessee, 1979 Bluebonnet Bowl
31	Arkansas vs. Tennessee, 1990 Cotton Bowl
30	Nebraska vs. Tennessee, 1998 Orange Bowl

FEWEST FIRST DOWNS

8	Texas A&M vs. Tennessee, 1957 Gator Bowl
9	Rice vs. Tennessee, 1947 Orange Bowl
10	Tulsa vs. Tennessee, 1943 Sugar Bowl

FIRST DOWNS (RUSHING)

22	Nebraska vs. Tennessee, 1998 Orange Bowl
21	Arkansas vs. Tennessee, 1990 Cotton Bowl
19	Syracuse vs. Tennessee, 1966 Gator Bowl

FIRST DOWNS (PASSING)

14	Iowa vs. Tennessee, 1982 Peach Bowl
14	Boston College vs. Tennessee, 1993 Hall of Fame Bowl
13	Three times

FIRST DOWNS (PENALTY)

6#	Clemson vs. Tennessee, 2004 Peach Bowl
5	Miami (Fla.) vs. Tennessee, 1986 Sugar Bowl
4	North Carolina vs. Tennessee, 2010 Music City Bowl
4	Arkansas vs. Tennessee, 1971 Liberty Bowl
4	Northwestern vs. Tennessee, 1997 Florida Citrus Bowl

■ SCORING

POINTS

42	Penn State vs. Tennessee (17), 1992 Fiesta Bowl
42	Nebraska vs. Tennessee (17), 1998 Orange Bowl
37	Virginia Tech vs. Tennessee (17), 2009 Chick-fil-A Bowl

FEWEST POINTS

0	Texas A&M vs. Tennessee (3), 1957 Gator Bowl
3	Maryland vs. Tennessee (7), 1974 Liberty Bowl
6	Tulsa vs. Tennessee (27), 1965 Liberty Bowl

POINTS (QUARTER)

22	Maryland vs. Tennessee, 1984 Sun Bowl
21	Penn State vs. Tennessee, 1992 Fiesta Bowl
21	Iowa vs. Tennessee, 1982 Peach Bowl
21	Northwestern vs. Tennessee, 1997 Florida Citrus Bowl
21	Nebraska vs. Tennessee, 1998 Orange Bowl
21	Iowa vs. Tennessee, 2015 TaxSlayer Bowl

POINTS (HALF)

35	Penn State vs. Tennessee, 1992 Fiesta Bowl
28	Texas vs. Tennessee, 1969 Cotton Bowl
28	Maryland vs. Tennessee, 1984 Sun Bowl
28	Nebraska vs. Tennessee, 1998 Orange Bowl

TOUCHDOWNS

6	Penn State vs. Tennessee, 1992 Fiesta Bowl
6	Nebraska vs. Tennessee, 1998 Orange Bowl
5	Texas vs. Tennessee, 1969 Cotton Bowl
5	Kansas State vs. Tennessee, 2001 Cotton Bowl

FIELD GOAL ATTEMPTS

6	Maryland vs. Tennessee, 1983 Florida Citrus Bowl
5	Penn State vs. Tennessee, 2007 Outback Bowl
4	Virginia vs. Tennessee, 1991 Sugar Bowl
4	Clemson vs. Tennessee, 2004 Peach Bowl

FIELD GOALS MADE

5#	Maryland vs. Tennessee, 1983 Florida Citrus Bowl
3	North Carolina vs. Tennessee, 2010 Music City Bowl
3	Virginia vs. Tennessee, 1991 Sugar Bowl
3	Maryland vs. Tennessee, 2002 Peach Bowl
3	Virginia Tech vs. Tennessee, 2009 Chick-fil-A Bowl

BOTH TEAM RECORDS

■ RUSHING

ATTEMPTS

110	Tennessee (38) vs. Arkansas (72), 1990 Cotton Bowl
107	Tennessee (29) vs. Texas (78), 1953 Cotton Bowl
104	Tennessee (49) vs. Texas Tech (55), 1973 Gator Bowl

FEWEST ATTEMPTS

58	Tennessee (29) vs. North Carolina (29), 2010 Music City Bowl
60	Tennessee (32) vs. Northwestern (28), 1997 Florida Citrus Bowl
60	Tennessee (26) vs. Clemson (34), 2004 Peach Bowl
63	Tennessee (23) vs. Penn State (40), 2007 Outback Bowl

YARDS

681	Tennessee (320) vs. Arkansas (361), 1990 Cotton Bowl
537	Tennessee (128) vs. Nebraska (409), 1998 Orange Bowl
527	Tennessee (283) vs. Iowa (244), 2015 TaxSlayer Bowl
478	Tennessee (191) vs. Virginia (296), 1991 Sugar Bowl

FEWEST YARDS

74	Tennessee (86) vs. Air Force (-12), 1971 Sugar Bowl
158	Tennessee (115) vs. Northwestern (43), 1997 Florida Citrus Bowl
169	Tennessee (208) vs. Tulsa (-39), 1943 Sugar Bowl

■ PASSING

ATTEMPTS

96	Tennessee (56) vs. Clemson (40), 2004 Peach Bowl
92	Tennessee (46) vs. Air Force (46), 1971 Sugar Bowl
90	Tennessee (39) vs. Northwestern (51), 1997 Florida Citrus Bowl

FEWEST ATTEMPTS

14	Tennessee (6) vs. Texas (8), 1953 Cotton Bowl
14	Tennessee (6) vs. Texas A&M (8), 1957 Gator Bowl
21	Tennessee (10) vs. Baylor (11), 1957 Sugar Bowl

COMPLETIONS

54	Tennessee (27) vs. Northwestern (27), 1997 Florida Citrus Bowl
53	Tennessee (31) vs. Clemson (22), 2004 Peach Bowl
50	Tennessee (27) vs. North Carolina (23), 2010 Music City Bowl
48	Tennessee (27) vs. Michigan (21), 2002 Florida Citrus Bowl

FEWEST COMPLETIONS

4	Tennessee (4) vs. Rice (0), 1947 Orange Bowl
4	Tennessee (1) vs. Baylor (3), 1957 Sugar Bowl
5	Tennessee (3) vs. Texas (2), 1953 Cotton Bowl

INTERCEPTIONS

6	Tennessee (4) vs. Rice (2), 1947 Orange Bowl
6	Tennessee (2) vs. Air Force (4), 1971 Sugar Bowl
6	Tennessee (3) vs. Arkansas (3), 1971 Liberty Bowl

YARDS

650	Tennessee (408) vs. Northwestern (242), 1997 Florida Citrus Bowl
646	Tennessee (406) vs. Michigan (240), 2002 Florida Citrus Bowl
630	Tennessee (384) vs. Clemson (246), 2004 Peach Bowl

FEWEST YARDS

32	Tennessee (32) vs. Rice (0), 1947 Orange Bowl
40	Tennessee (16) vs. Baylor (24), 1957 Sugar Bowl
62	Tennessee (17) vs. Southern California (45), 1945 Rose Bowl

TOUCHDOWN PASSES

6	Tennessee (4) vs. Northwestern (2), 1997 Florida Citrus Bowl
5	Tennessee (1) vs. Penn State (4), 1992 Fiesta Bowl
5	Tennessee (3) vs. Boston College (2), 1993 Hall of Fame Bowl
5	Tennessee (3) vs. Michigan (2), 2002 Florida Citrus Bowl

■ TOTAL OFFENSE

PLAYS (RUSHING+PASSING)

169	Tennessee (77) vs. Purdue (92), 1979 Bluebonnet Bowl
161	Tennessee (85) vs. Wisconsin (76), 1981 Garden State Bowl
158	Tennessee (88) vs. Air Force (70), 1971 Sugar Bowl

FEWEST PLAYS (RUSHING+PASSING)

107#	Tennessee (64) vs. Oklahoma (43), 1939 Orange Bowl
108	Tennessee (60) vs. Texas A&M (48), 1957 Gator Bowl
112	Tennessee (40) vs. Southern California (72), 1940 Rose Bowl

YARDS (RUSHING+PASSING)

1,038	Tennessee (470) vs. Arkansas (568), 1990 Cotton Bowl
921	Tennessee (495) vs. Virginia Tech (426), 1994 Gator Bowl
882	Tennessee (461) vs. Iowa (421), 2015 TaxSlayer Bowl
863	Tennessee (380) vs. Purdue (483), 1979 Bluebonnet Bowl

FEWEST YARDS (RUSHING+PASSING)

333	Tennessee (32) vs. Texas (301), 1953 Cotton Bowl
345	Tennessee (137) vs. Rice (208), 1947 Orange Bowl
354	Tennessee (260) vs. Oklahoma (94), 1939 Orange Bowl

YARDS/PLAY (RUSHING+PASSING)

6.7	Tennessee vs. Arkansas, 1990 Cotton Bowl
6.3	Tennessee vs. Iowa, 2015 TaxSlayer Bowl
6.2	Tennessee vs. Nebraska, 1998 Orange Bowl
6.1	Tennessee vs. Virginia Tech, 1994 Gator Bowl

FEWEST YARDS/PLAY (RUSHING+PASSING)

2.8	Tennessee vs. Texas, 1953 Cotton Bowl
3.3	Tennessee vs. Oklahoma, 1939 Orange Bowl
3.3	Tennessee vs. Texas A&M, 1957 Gator Bowl

■ PUNTING

PUNTS

28#	Tennessee (15) vs. Rice (13), 1947 Orange Bowl
25	Tennessee (12) vs. Oklahoma (13), 1939 Orange Bowl
19	Tennessee (11) vs. Southern California (8), 1940 Rose Bowl

FEWEST PUNTS

1	Tennessee (1) vs. Maryland (0), 1983 Florida Citrus Bowl
3	Tennessee (2) vs. Virginia (1), 1991 Sugar Bowl
5	Tennessee (3) vs. Syracuse (2), 1966 Gator Bowl

AVERAGE

48.6	Tennessee vs. Maryland, 2002 Peach Bowl
47.0	Tennessee vs. Maryland, 1983 Florida Citrus Bowl
47.0	Tennessee vs. Nebraska, 1998 Orange Bowl

LOWEST AVERAGE

27.9	Tennessee vs. Florida, 1969 Gator Bowl
30.8	Tennessee vs. Texas, 1951 Cotton Bowl
31.1	Tennessee vs. Kansas State, 2001 Cotton Bowl

■ PUNT RETURNS

RETURNS

13	Tennessee (6) vs. Oklahoma (7), 1939 Orange Bowl
11	Tennessee (8) vs. Air Force (3), 1971 Sugar Bowl
11	Tennessee (6) vs. Penn State (5), 1992 Fiesta Bowl

YARDS

130	Tennessee (54) vs. Maryland (76), 1974 Liberty Bowl
122	Tennessee (49) vs. Penn State (73), 1992 Fiesta Bowl
107	Tennessee (89) vs. Virginia Tech (18), 1994 Gator Bowl

AVERAGE

23.8	Tennessee vs. Maryland, 2002 Peach Bowl
21.7	Tennessee vs. Maryland, 1974 Liberty Bowl
21.4	Tennessee vs. Virginia Tech, 1994 Gator Bowl

■ KICKOFF RETURNS

RETURNS

11	Tennessee (5) vs. Arkansas (6), 1990 Cotton Bowl
11	Tennessee (6) vs. Virginia (5), 1991 Sugar Bowl
11	Tennessee (4) vs. Virginia Tech (7), 1994 Gator Bowl
11	Tennessee (3) vs. Michigan (8), 2002 Florida Citrus Bowl

YARDS

247	Tennessee (128) vs. Wisconsin (119), 1981 Garden State Bowl
247	Tennessee (66) vs. Maryland (181), 1983 Florida Citrus Bowl
234	Tennessee (126) vs. Virginia (108), 1991 Sugar Bowl

AVERAGE

30.9	Tennessee vs. Wisconsin, 1981 Garden State Bowl
30.9	Tennessee vs. Maryland, 1983 Florida Citrus Bowl
25.1	Tennessee vs. Oklahoma, 1968 Orange Bowl

■ INTERCEPTION RETURNS

INTERCEPTIONS

6	Tennessee (2) vs. Rice (4), 1947 Orange Bowl
6	Tennessee (4) vs. Air Force (2), 1971 Sugar Bowl
6	Tennessee (3) vs. Arkansas (3), 1971 Liberty Bowl

YARDS

143	Tennessee (74) vs. Florida State (69), 1999 Fiesta Bowl
140	Tennessee (78) vs. Kansas State (62), 2001 Cotton Bowl
116	Tennessee (104) vs. Arkansas (12), 1971 Liberty Bowl

■ TURNOVERS

TURNOVERS LOST

13	Tennessee (5) vs. Air Force (8), 1971 Sugar Bowl
10	Tennessee (6) vs. Maryland (4), 1952 Sugar Bowl
10	Tennessee (3) vs. Tulsa (7), 1965 Bluebonnet Bowl

■ FUMBLES

FUMBLES

14	Tennessee (7) vs. Air Force (7), 1971 Sugar Bowl

10	Tennessee (5) vs. Texas (5), 1953 Cotton Bowl
9	Tennessee (2) vs. Maryland (7), 1952 Sugar Bowl
9	Tennessee (6) vs. Texas A&M (3), 1957 Gator Bowl

FUMBLES LOST

7	Tennessee (3) vs. Air Force (4), 1971 Sugar Bowl
6	Tennessee (3) vs. Texas (3), 1953 Cotton Bowl
5	Tennessee (2) vs. Maryland (3), 1952 Sugar Bowl
5	Tennessee (2) vs. Tulsa (3), 1965 Bluebonnet Bowl
5	Tennessee (2) vs. Maryland (3), 1974 Liberty Bowl

■ PENALTIES

PENALTIES

26	Tennessee (11) vs. Miami (Fla.) (15), 1986 Sugar Bowl
25	Tennessee (16) vs. Oklahoma (9), 1939 Orange Bowl
21	Tennessee (9) vs. Florida State (12), 1999 Fiesta Bowl

FEWEST PENALTIES

5	Tennessee (3) vs. Florida (2), 1969 Gator Bowl
6	Three times

PENALTY YARDS

245	Tennessee (125) vs. Miami (Fla.) (120), 1986 Sugar Bowl
221	Tennessee (130) vs. Oklahoma (91), 1939 Orange Bowl
165	Tennessee (55) vs. Florida State (110), 1999 Fiesta Bowl
165	Tennessee (100) vs. Texas A&M (65), 2005 Cotton Bowl

FEWEST PENALTY YARDS

37	Tennessee (27) vs. Oklahoma (10), 1968 Orange Bowl
37	Tennessee (5) vs. Maryland (32), 1983 Florida Citrus Bowl
56	Tennessee (36) vs. Arkansas (20), 1990 Cotton Bowl

FIRST DOWNS

FIRST DOWNS

53	Tennessee (28) vs. Virginia (25), 1991 Sugar Bowl
53	Tennessee (28) vs. Clemson (25), 2004 Peach Bowl
51	Tennessee (29) vs. Northwestern (22), 1997 Florida Citrus Bowl

FEWEST FIRST DOWNS

14	Tennessee (5) vs. Rice (9), 1947 Orange Bowl
21	Tennessee (15) vs. Oklahoma (6), 1939 Orange Bowl
22	Tennessee (14) vs. Texas A&M (8), 1957 Gator Bowl

FIRST DOWNS (RUSHING)

32	Tennessee (11) vs. Arkansas (21), 1990 Cotton Bowl
28	Tennessee (6) vs. Nebraska (22), 1998 Orange Bowl
27	Tennessee (12) vs. Virginia (15), 1991 Sugar Bowl

FIRST DOWNS (PASSING)

36	Tennessee (23) vs. Northwestern (13), 1997 Florida Citrus Bowl
30	Tennessee (20) vs. Clemson (10), 2004 Peach Bowl
29	Tennessee (18) vs. Michigan (11), 2002 Florida Citrus Bowl

FIRST DOWNS (PENALTY)

8	Tennessee (3) vs. North Carolina (5), 2010 Music City Bowl
8	Tennessee (5) vs. Texas A&M (3), 2005 Cotton Bowl
7	Tennessee (3) vs. Arkansas (4), 1971 Liberty Bowl
7	Tennessee (2) vs. Miami (Fla.) (5), 1986 Sugar Bowl
7	Tennessee (1) vs. Clemson (6), 2004 Peach Bowl

■ SCORING

POINTS

76	Tennessee (48) vs. Northwestern (28), 1997 Florida Citrus Bowl
73	Tennessee (45) vs. Iowa (28), 2015 TaxSlayer Bowl
68	Tennessee (45) vs. Virginia Tech (23), 1994 Gator Bowl
62	Tennessee (45) vs. Michigan (17), 2002 Florida Citrus Bowl

FEWEST POINTS

3	Tennessee (3) vs. Texas A&M (0), 1957 Gator Bowl
8	Tennessee (0) vs. Rice (8), 1947 Orange Bowl
10	Tennessee (7) vs. Maryland (3), 1974 Liberty Bowl

POINTS (QUARTER)

31	Tennessee (24) vs. Air Force (7), 1971 Sugar Bowl
31	Tennessee (21) vs. Virginia Tech (10), 1994 Gator Bowl
31	Tennessee (10) vs. Northwestern (21), 1997 Florida Citrus Bowl

POINTS (HALF)

52	Tennessee (31) vs. Northwestern (21), 1997 Florida Citrus Bowl
45	Tennessee (35) vs. Virginia Tech (10), 1994 Gator Bowl
42	Tennessee (7) vs. Penn State (35), 1992 Fiesta Bowl
42	Tennessee (14) vs. Nebraska (28), 1998 Orange Bowl
42	Tennessee (35) vs. Iowa (7), 2015 TaxSlayer Bowl

TOUCHDOWNS

10	Tennessee (6) vs. Iowa (4), 2015 TaxSlayer Bowl
9	Tennessee (6) vs. Virginia Tech (3), 1994 Gator Bowl
9	Tennessee (6) vs. Northwestern (3), 1997 Florida Citrus Bowl

FIELD GOALS ATTEMPTED

7	Tennessee (1) vs. Maryland (6), 1983 Florida Citrus Bowl
6	Tennessee (2) vs. Virginia (4), 1991 Sugar Bowl
6	Tennessee (1) vs. Penn State (5), 2007 Outback Bowl

FIELD GOALS MADE

6	Tennessee (1) vs. Maryland (5), 1983 Florida Citrus Bowl
4	Tennessee (1) vs. Virginia (3), 1991 Sugar Bowl
4	Tennessee (1) vs. Maryland (3), 2002 Peach Bowl

* NCAA bowl record. # Tied NCAA bowl record.

JV GAME-BY-GAME HISTORY

1922 (5-1)
Coach: W. G. (Petie) Siler

UT	Opp.	
41	Central HS	0
3	Tusculum	0
19	Vanderbilt	12
18	Sewanee	12
32	Maryville	7
6	Kentucky	20
119		51

1923 (3-3)
Coach: W. G. (Petie) Siler

UT	Opp.	
0	Central HS	7
18	Sewanee	12
18	Florida	12
19	Vanderbilt	0
7	E. Tennessee Normal	49
0	Kentucky	6
62		86

1924 (5-0)
Coach: A. W. Hobt

UT	Opp.	
41	Gallatin Private	13
59	East Tennessee Normal	0
40	Athens School	6
20	Centre	19
14	Kentucky	0
174		38

1925 (4-1)
Coach: A. W. Hobt

UT	Opp.	
1	E. Tennessee Normal (Forfeit)	0
54	Hiwasee	0
20	Vanderbilt	0
19	Centre	13
0	Kentucky	8
94		21

1926 (1-4)
Coach: Charles Lindsay

UT	Opp.	
7	Central HS	34
2	Chattanooga	17
13	Kentucky	44
28	Maryville	0
6	Vanderbilt	12
56		107

1927 (5-0)
Coach: William S. Harkness

UT	Opp.	
45	Murphy Institute	0
6	Chattanooga	0
31	Georgetown	0
26	Vanderbilt	14
52	Kentucky	0
160		14

1928 (5-0)
Coach: William S. Harkness

UT	Opp.	
35	Williamsburg	0
7	Chattanooga	6
79	Georgetown	0
34	Tennessee Wesleyan	0
21	Kentucky	0
176		6

1929 (2-1-1)
Coach: William S. Harkness

UT	Opp.	
19	Chattanooga	0
0	Centre	0
0	Vanderbilt	13
7	Kentucky	6
26		19

1930 (4-0-1)
Coach: William S. Harkness

UT	Opp.	
12	Tennessee Wesleyan	0
6	Centre	0
7	Sewanee	7
53	Vanderbilt	0
37	Kentucky	0
115		7

1931 (5-0)
Coach: John H. Barnhill

UT	Opp.	
25	Central HS	0
6	Chattanooga	0
53	Sewanee	0
20	Vanderbilt	13
28	Kentucky	13
132		26

1932 (2-1-1)
Coach: John H. Barnhill

UT	Opp.	
0	Sewanee	0
13	Central HS	0
0	Kentucky	14
19	Vanderbilt	13
32		27

1933 (2-0)
Coach: John H. Barnhill

UT	Opp.	
7	Kentucky	0
24	Vanderbilt	0
31		0

1934 (1-1)
Coach: John H. Barnhill

UT	Opp.	
6	Kentucky	13
25	Vanderbilt	13
31		26

1935 (1-1)
Coach: Hugh Faust

UT	Opp.	
14	Kentucky	21
20	Vanderbilt	13
34		34

1936 (2-0)
Coach: Hugh Faust

UT	Opp.	
15	Kentucky	0
13	Vanderbilt	12
28		12

1937 (2-1)
Coach: Hugh Faust

UT	Opp.	
19	Chattanooga	0
14	Kentucky	0
7	Vanderbilt	13
40		13

1938 (2-0)
Coach: Hugh Faust

UT	Opp.	
19	Centre	0
13	Kentucky	7
32		7

1939 (2-0)
Coach: Hugh Faust

UT	Opp.	
19	Centre	0
39	Tennessee Wesleyan	12
58		12

1940 (1-2)
Coach: Hugh Faust

UT	Opp.	
6	Vanderbilt	19
20	Duke	7
0	Kentucky	12
26		38

1941 (1-2)
Coach: John Mauer

UT	Opp.	
14	Vanderbilt	21
7	Duke	13
21	Kentucky	0
42		34

1942 (2-0)
Coach: John Mauer

UT	Opp.	
27	Vanderbilt	7
51	Camp Forrest	0
78		7

1943, no team (WWII)
1944 and 1945
Freshmen Eligible For Varsity

1946 (3-2)*
Coach: Harvey Robinson

UT	Opp.	
27	Mississippi	7
0	Georgia Tech	20
13	Kentucky	7
25	Georgia	0
14	Vanderbilt	30
79		64

1947 (2-1)
Coach: Harvey Robinson

UT	Opp.	
27	Mississippi	14
20	Georgia Tech	14
0	Georgia	7
47		35

1948 (2-1)
Coach: Harvey Robinson

UT	Opp.	
0	Kentucky	7
26	Mississippi State	13
12	Vanderbilt	0
38		20

1949 (1-2)
Coach: Ike Peel

UT	Opp.	
7	Kentucky	21
0	Vanderbilt	20
24	Mississippi State	7
31		48

1950 (0-3)
Coach: Ike Peel

UT	Opp.	
27	Kentucky	37
7	Mississippi State	13
13	Vanderbilt	34
47		84

1951 (3-0)*
Coach: Ike Peel

UT	Opp.	
42	Kentucky	7
38	Notre Dame	6
35	Vanderbilt	26
115		39

1952 (1-1)*
Coach: Bernard (Bunzy) O'Neil

UT	Opp.	
7	Georgia Tech	6
7	Vanderbilt	44
14		50

1953 (2-2)*
Coach: Bernard (Bunzy) O'Neil

UT	Opp.	
13	Vanderbilt	0
13	Georgia Tech	28
0	Georgia	12
32	Biltmore JC	6
58		46

1955 (2-1)
Coach: Bernard (Bunzy) O'Neil

UT	Opp.	
12	Maryville	20
13	Vanderbilt	6
26	Kentucky	0
51		26

1956 (0-3)
Coach: Bernard (Bunzy) O'Neil

UT	Opp.	
0	Carson-Newman	21
7	Vanderbilt	33
0	Kentucky	19
7		73

1957 (1-2)
Coach: Bobby Proctor

UT	Opp.	
14	Tennessee Wesleyan	6
7	Vanderbilt	21
6	Kentucky	27
27		54

1958 (0-3)
Coach: Bobby Proctor

UT	Opp.	
6	Georgia Tech	26
0	Vanderbilt	6
6	Kentucky	12
12		44

1959 (2-1)
Coach: Bobby Proctor

UT	Opp.	
3	Georgia Tech	7
16	Vanderbilt	0
17	Kentucky	13
36		20

1960 (2-1)
Coach: Bobby Proctor

UT	Opp.	
10	Vanderbilt	0
13	Kentucky	0
14	Georgia Tech	21
37		21

1961 (2-1)
Coach: Dale Haupt

UT	Opp.	
12	Georgia Tech	16
27	Vanderbilt	18
14	Kentucky	7
53		41

1962 (0-1-2)
Coach: Dale Haupt

UT	Opp.	
6	Georgia Tech	10
14	Vanderbilt	14
10	Kentucky	10
30		34

1963 (2-2)
Coach: Dale Haupt

UT	Opp.	
6	Georgia Tech	21
46	Virginia Tech	0
27	Vanderbilt	10
0	Kentucky	70
79		101

1964 (1-3)
Coach: George McKinney

UT	Opp.	
15	Georgia Tech	17
0	Vanderbilt	17
14	Kentucky	22
18	Virginia Tech	6
47		62

1965 (3-1)
Coach: George McKinney

UT	Opp.	
19	Virginia Tech	8
19	Vanderbilt	0
40	Kentucky	0
8	Alabama	19
86		27

1966 (3-1)
Coach: Bob Davis

UT	Opp.	
21	Kentucky	14
14	Vanderbilt	6
33	Georgia Tech	10
9	Alabama	21
77		51

1967 (1-2-1)
Coach: Bob Davis

UT	Opp.	
14	Vanderbilt	14
27	Kentucky	20
13	Georgia Tech	14
3	Alabama	7
71		55

1968 (2-3)
Coach: Bob Davis

UT	Opp.	
7	Vanderbilt	17
34	Kentucky	7
21	Alabama	28
22	Georgia Tech	8
6	Notre Dame	15
90		75

1969 (4-1)
Coach: Ken Hatfield

UT	Opp.	
25	Vanderbilt	0
21	Kentucky	6
10	Notre Dame	7
12	Georgia Tech	7
0	Alabama	35
68		55

1970 (0-5)
Coach: Rex Dockery

UT	Opp.	
14	Kentucky	19
20	Vanderbilt	24
20	Notre Dame	21
20	Alabama	28
20	Georgia Tech	28
94		120

1971 (4-1)
Coach: Bob Davis

UT	Opp.	
51	Vanderbilt	13
20	Kentucky	24
26	Georgia Tech	6
36	Alabama	13
30	Notre Dame	13
163		69

1972 (2-3)
Coach: Bob Davis

UT	Opp.	
9	Vanderbilt	17
34	Kentucky	6
7	Georgia Tech	9
21	Alabama	34
*49	Notre Dame	34
120		100

1973 (2-3)*
Coach: Bob Davis

UT	Opp.	
24	Vanderbilt	9
3	Georgia Tech	31
9	Kentucky	7
20	Alabama	27
7	Louisiana State	26
63		100

1974 (3-0)*
Coach: Bob Davis

UT	Opp.	
16	Alabama	7
28	Louisiana State	12
27	Georgia Tech	14
71		33

1975 (3-0)
Coach: Bob Davis

UT	Opp.	
34	Vanderbilt	13
24	Georgia Tech	13
17	Kentucky	10
53		42

1976 (2-1)*
Coach: Robbie Franklin

UT	Opp.	
21	Kentucky	14
0	Lees-McRae	13
38	Vanderbilt	6
59		33

1977 (2-2)*
Coach: Craig Boller

UT	Opp.	
24	Lees-McRae	13
7	Georgia Tech	20
20	Kentucky	13
8	Louisville	28
59		74

1978 (2-2)*
Coach: John Julies

UT	Opp.	
28	Kentucky	31
29	Georgia	31
35	Carson Newman	14
48	Carson Newman	26
140		102

1979 (2-2)*
Coach: Chris Fischer

UT	Opp.	
6	South Carolina	34
29	Kentucky	18
19	Georgia	42
21	Louisville	20
75		114

1980 (3-2)*
Coach: Jerry Kirk

UT	Opp.	
19	South Carolina	29
19	Louisville	16
21	Georgia	14
6	Kentucky	7
14	Tennessee Military	12
60		68

1981 (1-3)*
Coach: Jerry Kirk

UT	Opp.	
2	South Carolina	14
21	Kentucky	12
15	Tennessee Military	46
14	Carson-Newman	16
52		88

1982 (3-1)*
Coach: Greg Gibson

UT	Opp.	
17	Tennessee Military	0
17	South Carolina	19
42	Maryville	7
41	Kentucky	19
117		45

1983 (2-0)*
Coach: Jim Davis

UT	Opp.	
31	Tennessee Military	14
16	Tennessee Military	10
47		24

1984 (1-0)*
Coach: Donald Dunn

UT	Opp.	
20	Tennessee Military	6
20		6

1985 (1-2)*
Coach: Preston O'Neal

UT	Opp.	
42	Tennessee Military	22
14	NE Oklahoma A&M	28
15	Marion Institute	17
71		67

1986 (1-1)*
Coach: Mike Casteel

UT	Opp.	
14	Tennessee Military	11
14	NE Oklahoma A&M	23
28		34

1987 (0-2)*
Coach: Taz Ellinger

UT	Opp.	
10	NE Oklahoma A&M	37
14	Tennessee Military	20
24		57

1991 (1-1)*
Coach: Mark Bradley

UT	Opp.	
35	Georgia Military	27
0	NE Oklahoma A&M	20
35		47

1992 (1-1)*
Coach: Steve Bird

UT	Opp.	
10	NE Oklahoma A&M	56
26	UT-Chattanooga JV	13
36		69

2007 (1-0)*
Coach: Jim Bob Cooter

UT	Opp.	
37	Hargrave Military Academy	20
37		20

2008 (1-0)*
Coach: Jim Bob Cooter

UT	Opp.	
37	Hargrave Military Academy	21
37		21

** = JV played with freshmen*

VOL NETWORK

For more than 65 years, the Vol Network has served as the main communications link between University of Tennessee athletics and its fans. IMG College / Vol Network manages the multimedia, marketing and advertising rights for University of Tennessee athletics. This management includes overseeing one of the largest statewide collegiate radio and television networks in the country. IMG College, a division of IMG, is recognized as the world's premier sports, entertainment and media companies.

VOL NETWORK BROADCAST TEAM

Entering his 17th season, Bob Kesling is the play-by-play voice of Tennessee football on radio and the host of "Vol Calls" and "The Butch Jones TV Show."

Former All-SEC defensive back Tim Priest serves as the Network's color analyst, and former Vol quarterback Andy Kelly returns for his fifth season as sideline reporter.

Studio host John Wilkerson hosts the popular "Kickoff Call-In Show" beginning 90 minutes before each game. Brent Hubbs, Bobby Rader, former Vol David Ligon and a team of Vol Network veterans contribute to the six-and-one-half hour network football broadcast.

GAMEDAY BROADCAST

• Kickoff Call-In Show: Begins 90 minutes prior to kickoff and lasts one hour.

• Spotlight on the SEC: Follows the Kickoff Call-In Show and lasts 15 minutes.

• Game Coverage: Begins 15 minutes before kickoff of the game.

• The Big Orange Scoreboard: 30-minute show airs immediately following the game.

• The Butch Jones Locker Room Show: Follows The Big Orange Scoreboard and lasts 20 minutes.

• The Final Scoreboard: This 30-minute show follows The Butch Jones Locker Room Show and concludes the Vol Network's gameday broadcast.

VOL CALLS

For the third year the Vol Network is proud to partner with Calhoun's on the River for Vol Calls - the official statewide radio show of University of Tennessee Athletics. The weekly call-in show fields questions from fans throughout the Southeast and the rest of the country. Vol Calls is entering its 28th year on the air, making it the longest-running sports talk program in Tennessee.

The show is hosted by the Vol Network's Bob Kesling and features coach Butch Jones and Brent Hubbs as well as other guests. Vol Calls broadcasts live from downtown Knoxville and airs statewide from 8-9 p.m. Eastern and 7-8 p.m. Central.

BIG ORANGE HOTLINE

Big Orange Hotline is a Monday night primetime show during football season that recaps the previous Saturday's game and looks ahead to the next game from Dead End BBQ on Sutherland Avenue in Knoxville. Big Orange Hotline complements Wednesday night's Vol Calls, giving fans a double dose of college football talk during the week. Big Orange Hotline features Bob Kesling and former Vol quarterbacks Pat Ryan and Jeff Francis, along with other VFLs and guests. It airs in over 15 markets including Knoxville, Nashville, Chattanooga and the Tri-Cities from 8-9 p.m. Eastern and 7-8 p.m. Central every Monday night during football season.

VOL NETWORK SHOWS

■ BIG ORANGE HOTLINE
Day: Mondays
Time: 8-9 p.m. ET/7-8 p.m. CT

■ VOL CALLS
Day: Wednesdays
Time: 8-9 p.m. ET/7-8 p.m. CT
Place: Calhoun's On The River

■ KICKOFF CALL-IN SHOW
Day: Game Days
Time: 90 minutes before kickoff

BUTCH JONES TV SHOW

During the football season, the hour-long television program, the "Butch Jones TV Show," will be aired throughout the state and southeast region.

VOL NETWORK SHOWS

■ BUTCH JONES TV SHOW

AIR TIMES/MARKET

Market	Station	Day/Time
Chattanooga	WTVC Ch.	9 Sun., Noon ET
Jackson	E+TV6 Ch. 6	Wed., 5 p.m. CT
	E+TV6 Ch. 6	Thu., 5 p.m. CT
	E+TV6 Ch. 6	Fri., 4 p.m. CT
Knoxville	MyVLT2	Sun., 9 a.m. ET
	WVLT Ch. 8	Sun., 11 a.m. ET
	MyVLT2	Sun., 9 p.m. ET
Memphis	WMC Ch. 5	Sun., 11:00 a.m. CT
Nashville	WZTV Ch. 17	Sun., 9:30 a.m. CT
	WUXP Ch. 30	Sun., 7 p.m. CT
Tri-Cities	WJHL Ch. 11	Sun., 11 a.m. ET

Note: Affiliates and times are subject to change.

STEVE EARLY
General Manager

Contact Information
IMG College/Vol Network
(865) 584-7043
6701 Baum Drive, Suite 100
Knoxville, Tenn. 37919

VOL RADIO NETWORK

Market	Station	Frequency
Bolivar	WMOD	FM 96.7
Bristol	WOPI	AM 1490
Brownsville	WTBG	FM 95.3
Camden	WRJB	FM 98.3
Carthage	WUCZ	FM 104.1
Centerville	WNKX	FM 96.7
Chattanooga	WSKZ	FM 106.5
Chattanooga	WGOW	FM 102.3
Clarksville	WJZM	AM 1400
Cleveland	WCLE	FM 104.1
Columbia	WKOM	FM 101.7
Cookeville	WBXE	FM 93.7
Cookeville	WGSQ	FM 94.7
Covington	WKBL	FM 93.5
Crossville	WOWF	FM 102.5
Dickson	WDKN	AM 1260
Dresden	WCDZ	FM 95.1
Dyersburg	WTRO	AM 1450
Elizabethton	WKPP	AM 1520
Erwin	WEMB	AM 1420
Fayetteville	WYTM	FM 105.5
Franklin	WAKM	AM 950
Greeneville	WGRV	AM 1340
Greeneville	WIKQ	FM 103.1
Jackson	WDXI	AM 1310
Jackson	WMXX	FM 103.1
Johnson City	WKTP	AM 1590
Kingsport	WKPT	AM 1400
Knoxville	WNML	AM 990
Knoxville	WNML	FM 99.1
Knoxville	WIVK	FM 107.7
Lafayette	WLCT	FM 102.1
Lawrenceburg	WDXE	FM 95.9
Lenoir City	WLIL	AM 730
Lenoir City	WLIL	FM 93.5
Lewisburg	WJJM	AM 1490
Lewisburg	WJJM	FM 94.3
Lexington	WBFG	FM 96.5
Livingston	WLIV	AM 920
Livingston	WLIV	FM 104.7
Madisonville	WRKQ	AM 1250
Manchester	WFTZ	FM 101.5
Martin	WCMT	AM 1410
McMinnville	WKZA	FM 107.3
Memphis	WMFS	AM 680
Memphis	WMFS	FM 92.9
Morristown	WCRK	AM 1150
Murphy, N.C.	WCVP	AM 600
Nashville	WGFX	FM 104.5
Newport	WLIK	AM 1270
Oneida	WBNT	FM 105.5
Paris	WTPR	AM 710
Paris	WTPR	FM 101.5
Parsons	WKJQ	FM 97.3
Pulaski	WKSR	FM 98.3
Savannah	WKWX	FM 93.5
Smithville	WJLE	AM 1480
Smithville	WJLE	FM 101.7
Tri-Cities	WQUT	FM 101.5
Union City	WENK	AM 1240
Wartburg	WECO	FM 101.3
Waverly	WQMV	AM 1060
Waynesville, N.C.	WMXF	AM 1400
Winchester	WCDT	AM 1340

Fans out of broadcast range may listen via internet or satellite radio:

- *Internet - www.UTSports.com*
- *XM/Sirius Satellite Radio*

SEC MEDIA SERVICES

MEDIA RELATIONS STAFF: For information on services provided by the SEC, call (205) 458-3000, 2201 Richard Arrington Boulevard North, Birmingham, AL 35203.

Herb Vincent

■ MEDIA RELATIONS OFFICE

Associate Commissioner/Communucations: Herb Vincent
Office: (205) 458-3000
E-mail: hvincent@sec.org
Dir. of Communciations: Chuck Dunlap (cdunlap@sec.org)
Dir. of Communciations: Craig Pinkerton (cpinkerton@sec.org)
Dir. of Communciations: Tammy Wilson (twilson@sec.org)
Assistant Director: Sean Cartell (scartell@sec.org)
Assistant Director: Jill Skotarczak (jskotarczak@sec.org)
Digital Media/Communications Assistant: Courtney Fritts (cfritts@sec.org)
Website: secsports.com
Twitter: @SEC
Overnight Address: 2201 Richard Arrington Blvd North; Birmingham, AL 35203-1103

TELECONFERENCE: The 14 SEC head football coaches will be featured weekly on a teleconference from 11 a.m.-1:20 p.m., ET, during the 2015 league season. The teleconference will be held each Wednesday beginning Wed., Sept. 2 through Wed., Nov. 25. Media representatives should contact the SEC Media Relations Department (205) 458-3000 for the confidential phone number. Each coach will appear on the teleconference for seven minutes, according to the following schedule:

Order of Appearance (All Times Eastern)

11:00 a.m.	Les Miles, LSU
11:10 a.m.	Steve Spurrier, South Carolina
11:20 a.m.	Jim McIlwain, Florida
11:30 a.m.	Derek Mason, Vanderbilt
11:40 a.m.	Nick Saban, Alabama
11:50 a.m.	**Butch Jones, Tennessee**
12:00 a.m.	Bret Bielema, Arkansas
12:10 a.m.	Gary Pinkel, Missouri
12:20 a.m.	Hugh Freeze, Ole Miss
12:30 a.m.	Kevin Sumlin, Texas A&M
12:40 a.m.	Mark Stoops, Kentucky
12:50 a.m.	Dan Mullen, Mississippi State
1:00 p.m.	Mark Richt, Georgia
1:10 p.m.	Gus Malzahn, Auburn

INTERNET SITE: The SEC's website (www.secsports.com) contains up-to-date standings, statistics, game previews, notes and other information valuable to those following SEC football.

SEC PLAYER OF THE WEEK: The SEC will name a Player of the Week throughout the 2015 season beginning in September. Nominations for the award are made by the league's Sports Information contacts and the honorees are selected by the SEC.

AWARDS: Offense, Defense, Special Teams, Offensive Lineman, Defensive Lineman, Freshman

■ SEC CHAMPIONSHIP GAME

Day: Dec. 5
Location: Georgia Dome in Atlanta
TV: CBS

The Southeastern Conference's Eastern and Western Division winners will meet in Atlanta's Georgia Dome (capacity 71,500) to battle for the league championship and the right to represent the conference in the Bowl Championship Series. The annual title game is set for Dec. 6 and will be nationally televised by CBS Sports.

The participants of the game are determined each year during the eight-game regular-season conference schedule as the teams with the best overall SEC winning percentage in each division.

■ 2015 SEC COACHES ALL-SEC TEAM

Voting Deadline – Mid-August (Specific Date TBD)
Coaches' All-SEC Team Announced – Tuesday, Dec. 8
Individual Awards Announced – Wednesday, Dec. 9
Freshman All-SEC Team Announced – Thursday, Dec. 10

■ 2015 SEC BOWL TIE-INS

Independence Bowl				
Dec. 26	ESPN	5:45 p.m.	Shreveport, La.	ACC vs. SEC
Texas Bowl				
Dec. 29	ESPN	9 p.m.	Houston, Texas	Big 12 vs. SEC
Birmingham Bowl				
Dec. 30	ESPN	12 p.m.	Birmingham, Ala.	Amer. vs. SEC
Belk Bowl				
Dec. 30	ESPN	3:30 p.m.	Charlotte, N.C.	ACC vs. SEC
Music City				
Dec. 30	ESPN	7 p.m.	Nashville, Tenn.	ACC/Big 10 vs. SEC
Outback Bowl				
Jan. 1	ESPN2	1 p.m.	Tampa, Gla.	Big Ten vs. SEC
Citrus Bowl				
Jan. 1	ABC	1 p.m.	Orlando, Fla.	Big 10 vs. SEC
TaxSlayer Bowl				
Jan. 2	ESPN	12 p.m.	Jacksonville, Fla.	ACC/Big 10 vs. SEC
Liberty				
Jan. 2	ESPN	3:20 p.m.	Memphis, Tenn.	Big 12 vs. SEC

Back-Up Opportunities

Heart of Dallas Bowl				
Dec. 26	ESPN	2:20 p.m.	Dallas, Texas	Big 12 vs. CUSA
Armed Forces Bowl				
Dec. 29	ESPN	2 p.m.	Fort Worth, Texas	MWC vs. Big Ten

COLLEGE FOOTBALL PLAYOFF GAMES

Peach Bowl				
Dec. 31	ESPN	12 p.m.	Atlanta, Ga.	New Year's Six
Cotton Bowl				
Dec. 31	ESPN	4/8 p.m.	Arlington, Texas	Semifinal
Orange Bowl				
Dec. 31	ESPN	4/8 p.m.	Miami, Fla.	Semifinal
Fiesta Bowl				
Jan. 1	ESPN	1 p.m.	Glendale, Ariz.	New Year's Six
Rose Bowl				
Jan. 1	ESPN	5 p.m.	Pasadena, Calif.	Big Ten vs. Pac 12
Sugar Bowl				
Jan. 1	ESPN	8:30 p.m.	New Orleans, La.	SEC vs. Big 12
College Football Championship Game				
Jan. 11	ESPN	8:30 p.m	Glendale, Ariz.	

** Games to be determined by CFP Selection Committee on Dec. 6.*

COLLEGE FOOTBALL PLAYOFF

MEDIA INFORMATION

■ CREDENTIAL REQUESTS
To obtain season or single-game credentials, please apply online by visiting http://www.sportssystems.com/seccredentials, scroll down and click on Tennessee.

■ INTERVIEW REQUESTS
• Following practices open to the media, interviews will take place on the indoor field of the Neyland-Thompson Sports Complex in the south end zone. True freshmen are not available for interviews, and student-athletes should not be contacted by the media for interviews by any method outside of scheduled interview times.
• Interview requests for Coach Jones outside of standard interview times should be made through Assistant AD/Media Relations Jason Yellin at 865-974-9494 (office) or 865-314-0273 (cell). Requests for player interviews should **be made at least 24 hours in advance** of the practice for which you are requesting an interview by contacting Assistant AD/Media Relations Jason Yellin at 865-974-9494 (office) or 865-314-0273 (cell).

■ WEEKLY MEDIA CONFERENCES
• Coach Butch Jones's weekly press conferences are held Mondays of game week inside the Stokely Family Media Center in Neyland Stadium at a time to be determined.
• Coach Jones will handle his weekly SEC Teleconference at 12:20 p.m. ET each Wednesday beginning Sept. 2 through Nov. 25. Media representatives should contact the SEC at (205) 458-3000 for a confidential phone number.

NEYLAND GAME DAY INFORMATION

• Press Will Call is at Gate 21 on the northwest side beginning two hours before game time.
• Pregame media meal is served on Press Box fifth level and in the Stokely Family Media Center at field level.
• Press box media access is through Gate 15. Field access is through Gates 21A and 25.
• Press parking is in parking garage G-10 at the southwest end of the stadium.

DIRECTIONS TO NEYLAND STADIUM

• **From Airport:** Turn toward Knoxville onto Alcoa Hwy. (U.S. Hwy. 129 North). After crossing Tennessee River bridge, exit right and then turn left onto Neyland Drive.
• **From I-40 East:** Follow I-40 to James White Parkway. Follow to Neyland Drive. (G-10 Garage can be entered off Neyland Drive.)
• **From I-40 West**: Follow I-40 to James White Parkway. Follow to Neyland Drive.
• **From I-75 South**: Follow I-75 to I-275. Follow I-275 to I-40. Take I-40 East to James White Parkway and follow to Neyland Drive. (G-10 Garage can be entered off Neyland Drive.)
• **At Neyland Drive:** Follow to Thompson-Boling Arena. Turn onto Lake Loudoun Boulevard. Turn right at first light onto Phillip Fulmer Way. G-10 garage is on right after passing arena.

MEDIA RELATIONS STAFF

JASON YELLIN
Assistant AD - Media Relations
Office: (865) 974-9494
Cell: (865) 314-0273
E-mail: JYellin@utk.edu
Twitter: @JasonYellin

MJ BURNS
Asst. Director - Media Relations
Office: (865) 974-8876
Cell: (713) 419-4583
E-mail: MJBurns@utk.edu
Twitter: @MJTBurns

KELLEN HISER
Graduate Asst. - Media Relations
Office: (865) 974-1131
Cell: (307) 760-8261
E-mail: KellenHiser@utk.edu

Associate Directors: Tom Satkowiak, Eric Trainer
Assistant Directors: Stephen K. Lee, Amanda Pruitt
Photographer: Donald Page
UTSports.com Writer: Brian Rice

■ TENNESSEE MEDIA RELATIONS DEPT.
Anderson Training Center Ground Floor
Phone: (865) 974-1212 • **Fax:** (865) 974-9496
Mailing Address: P.O. Box 15016 Knoxville, TN 37901
Shipping Address: 1551 Lake Loudoun Boulevard, Knoxville, TN 37996

■ STAY UPDATED

UTSports.com/football
@Vol_Football
Facebook.com/VolFootball
YouTube.com/UTSportsTVFootball
@Vol_Football

TAXSLAYER BOWL 2015
CHAMPIONS
TENNESSEE FOOTBALL

TENNESSEE FOOTBALL

2015 SCHEDULE

SEPTEMBER 5	**BOWLING GREEN**
SEPTEMBER 12	**OKLAHOMA**
SEPTEMBER 19	**WESTERN CAROLINA**
SEPTEMBER 26	**AT FLORIDA***
OCTOBER 3	**ARKANSAS***
OCTOBER 10	**GEORGIA***
OCTOBER 24	**AT ALABAMA***
OCTOBER 31	**AT KENTUCKY***
NOVEMBER 7	**SOUTH CAROLINA***
NOVEMBER 14	**NORTH TEXAS** (HC)
NOVEMBER 21	**AT MISSOURI***
NOVEMBER 28	**VANDERBILT***

*SEC GAME