



1995



2005

# History

HOME TENNESSEE (54-15) SITE OMAHA, NEB. Rosenblatt Sta

No.	NAME	Pos.	1	2	3	4	5	6	7	8
5	MATT WHITLEY	6	+ <sup>①</sup> 4-3	+ <sup>③</sup> 6-3	+ /	+ /	+ <sup>②</sup> 5-3	+ /	+ <sup>②</sup> 5-3	+ /
2	SCOTT SCHROEFFEL	8	IB SB IB RF	+ /	+ <sup>①</sup> FB	+ /	JE HR IC	+ /	+ HR CF	+ /
3	TODD HELTON	3	SB IB CF	+ /	+ <sup>②</sup> /	+ /	JE HR RF	+ /	AWP BB	+ /
9	ED LEWIS	4	+ <sup>②</sup> PB	+ /	+ <sup>③</sup> PB	+ /	+ <sup>③</sup> 3JA	+ /	+ <sup>③</sup> 6-3	+ Reimer
25	SCOTT VIEIRA	5	+ <sup>③</sup> 5-3	+ /	+ /	+ <sup>①</sup> F9	+ /	+ <sup>①</sup> /	+ /	+ <sup>①</sup> 1-3
22	TRAVIS COPLEY	OH	+ /	ES A SAC IB RC	+ /	+ <sup>②</sup> F7	+ IGLESIAS	+ HR	+ /	+ <sup>GO</sup> IB RF
24	BRYCE CHRISTENSEN	7	+ /	+ <sup>①</sup> 5-3 SAC	+ /	+ <sup>③</sup> 1-3	+ /	+ <sup>②</sup> 5-3	+ /	+ <sup>②</sup> 5-3
44	RAY ESPINOSA	2	+ /	+ ES	+ /	+ /	+ <sup>①</sup> 6-3	+ <sup>③</sup> P4	+ /	+ <sup>③</sup> 4-3
23	LANCE SMITH	9	+ /	+ <sup>②</sup> /	+ /	+ /	HR UE ES	+ /	+ <sup>①</sup> /	+ /
31	EDUARDO FIGUEROA	PH/9	+ /	+ K	+ /	+ /	+ /	+ /	+ K	+ /
43	RYAN MEYERS <sup>92</sup>	1	+ /	+ /	+ /	+ /	+ /	+ /	+ /	+ /

Runs	1	0	0	0	3	1	1	0
Hits	2	1	0	0	2	1	1	0
Errors	0	0	0	0	1	0	0	0
Left on base	6	2	2	4	4	4	4	4

# History

PITCHERS	IP	H	R	ER	BB	SO	SB
30 TODD BARTELS RHP	5.1	6	1	1	1	3	②
15 MARIO IGLESIAS RHP	1.2	1	1	1	1	1	6
16 TOM REIMERS RHP	1.0	1	0	0	0	4	4

# Tennessee Baseball History



## The Early Years ...

Newspaper records trace Tennessee baseball history to 1897, the first year the university had an official baseball team. The earliest teams wore gold and white and played high schools, independent teams and visiting professional clubs in addition to other collegiate squads. The players traveled by train, tried out every year, paid their own expenses and received no scholarships.

The program was discontinued in the years of 1901, 1932-38 and 1943-46. They played their games at Wait Field at the corner of 15th Street and Cumberland Avenue on campus. The field was also where the football team played its games until moving to Shields-Watkins Field in 1921.

The earliest teams were managed by player/coaches as the student-body took it upon themselves to put together a squad. They worked out at the Knoxville Y.M.C.A., or wherever a suitable field or lot could be found.

The Volunteers debuted in March 1897 with a resounding 15-4 win over Grant University on their way to a 6-6-1 record. Lack of available newspaper coverage in the two following years, 1898 and 1899, meant those game accounts and won-lost records were lost to the ages. The only information found were the names of the coaches and players for those two teams. T.R. Cornick guided Tennessee to its first winning season in 1900 with a 6-5 mark.

The teams, which numbered in the upper 20s and lower 30s to begin the season, were soon whittled down to 11-15 after some early contests.

Frank Moffett was the first real head coach Tennessee had. He was selected to lead the 1903 team by Manager Smith, and the college team was selected by a committee composed of Captain John E. Kelly, of Knox County, Coach McTeer, Professor A.F. Gilman and Dr. J.A. McCulloch.

Moffett coached Tennessee for a total of nine seasons in three different stints between 1903 and 1919, compiling a 96-48-3 mark. He posted seven winning seasons.

In 1905, subsequent to the call for a cognomen for the Tennesseans, one admirer suggested the Volunteers.

The 1908 and 1909 seasons saw Tennessee post its most successful two-year run for the next 40 years, posting 16 and 18 wins respectively, the most any Volunteer squad would have until the College World Series year of 1951 when that team notched 20 victories.

The 1908 team finished with a 16-3 mark, while placing five of its starting nine on the All-Southern team. Those included pitcher S.S. Kipp, catcher J.F. Baker, third baseman S.R. Ware, left fielder A.A. Carlen and right fielder W. Baker.

As the 1909 team won 18 games, the season ended brilliantly as Tennessee swept a double-header from Kentucky State to finish 18-5-1. Pitcher W. Sanders, left fielder A.A. Carlen and right fielder W.G. Baker were picked to the All-Southern team.

## Working to Gain Success ...

Z.G. Clevenger took over Tennessee from 1911-16, amassing a 54-44-4 record. He took the reigns of the program from Frank Moffett, who continued to help out with the team. Moffett would return for his final coaching stint with the Volunteers during the 1918 and 1919 seasons.

Clevenger's first squad compiled a 10-8 mark and consisted of 16 players. They would struggle the next three years before posting back-to-back winning campaigns in 1915 and 1916 with 10-6 and 13-5 marks respectively.

The 1913 Vols got a chance to play against one of major league baseball's powers of the day in the Philadelphia Athletics led by Hall of Fame manager Connie Mack. Two of the Athletics' famous pitchers, Chief Bender and Jack Coombs, twirled as they toyed with the collegians in a 9-2 victory. Coombs won 21 games in 1912, while Bender would be a 21-game winner in 1913. That game highlighted a subpar 5-8-1 season.

Behind "the best infield it has had in several years," Tennessee was able to fashion a 10-6 mark in 1914. The Vols dropped an 8-1 decision to the New York Giants, thanks in part to six errors.

A pitcher by the name of D. Hutchison was the ace for Tennessee from 1912-1915, hurling a no-hitter in 1914 against Sewanee and then having a break out year in 1915 with five of the team's 10 wins, including a one-hitter over Mercer.

The 13 wins posted by the 1916 team was a remarkable feat as it battled through injuries, illnesses and suspensions. It was a good hitting club as eight players hit .300 or better, including a .415 average by a player named Luck.

The slick fielding Frank Callaway, who played two seasons with the Philadelphia Athletics from 1921-22, starred at shortstop from 1916 through 1919.

Coach J.G. Bender took over the team for two years in 1917 and 1920, while Clevenger's assis-

tant Frank Moffett headed up the 1918 and 1919 teams. Tennessee posted winning seasons in three of those four years as the squad continued to play exhibitions against both major and minor league teams.

The Vols opened the 1918 season with a 14-0 blanking by the Pittsburgh Pirates, but rebounded to post an 8-2 mark against collegiate competition. Coach Moffett, who had been around the baseball program since 1903, termed the performance of the 1918 squad, "the most successful season in the university's history."

In Moffett's last year with Tennessee in 1919, Sunday baseball was not permitted in the state. The team was strong on hitting and fielding, but short on baserunning as it finished 5-7-1.

J.G. Bender guided the Vols to a 13-7 mark in 1920 before M.B. Banks would lead the team for six years from 1921-26 finishing with a 39-42-3 mark.

The Vols moved to a new field in 1921 as the largest crowd to ever watch a Tennessee baseball game saw the Vols drop a 7-6 decision to the University of Cincinnati on dedication day. Eight errors proved to be UT's undoing.

Ben Cantwell, who spent 11 years as a pitcher in the major leagues, joined the Vols in 1921 and played for four years. He assisted Banks in 1925.

Following another subpar season in 1926, William S. Harkness coached the Vols for five seasons from 1927-31, going 19-30. But lack of interest and money led to the virtual disappearance of baseball from intercollegiate athletics at the university.

Between 1925-31, baseball had five losing seasons, one winning season and one .500 season. In 1931, shortages in traveling money forced the Vols to play nearby sandlot teams, the only college being Johnson Bible College. After 1931, with Tennessee carrying a 6-3 record, baseball disappeared until 1939.

From 1939-42, when the war brought disruption to the sport, the Vols had two winning, one losing and one .500 season for a combined record of 24-23. The poor seasons, plus a shift of support to football caused a decline in spectators and interest in general. The second World War caused the deletion of baseball from Tennessee, from the years of 1943-46.

John Mauer coached the Vols from 1939-42, leading them to a 7-2 mark his first year. It was also the first year Tennessee competed in the Southeastern Conference, going 1-1 against Kentucky.

## A Trip to Omaha ...

Ike Peel, who played with the Vols from 1940-42, coached Tennessee's first baseball team in five seasons in 1947 and led the team to a 13-6 overall record and third-place finish in the Southeastern Conference.

Things would not be so pleasant for new coach S.W. "Cy" Anderson who took over the program in 1948. None of his first three squads would finish better than a game below .500 or seventh in the SEC until the 1951 team broke out with the best season in school history to that time.

The year 1951 stands out as a milestone in the history of Tennessee baseball. It was during this campaign that Tennessee recorded the Southeastern Conference's best overall won-lost slate ever at that time at 20-3. The Vol team posted a conference record of 16-1 in winning Tennessee's lone pennant until the

1990s. The Vols also placed three members on the first-ever all-conference squad as outfielder Bert Rechichar, catcher Andy Anderson and pitcher John Huffstetler made the team.

The Vols, who were declared champions of District Three, represented the South and went on to place second in the NCAA's College World Series



Members of Tennessee's 1951 College World Series team held a 50-year reunion at Lindsey Nelson Stadium on April 28, 2001.

## Charles B. "Uncle Charley" Moran



Charlie Barthell Moran, also known simply as "Uncle Charley," began his sporting career at the University of Tennessee in the late 1800s and later went on to make a name for himself as a professional baseball player, a major-league umpire and a successful college football coach.

Born in Nashville, Tenn., on Feb. 22, 1879, Moran became a star halfback on Tennessee's 1897 football team but left the university during his first year of study there. Upon his departure from The Hill, Moran arrived at Bethel College, where he both coached and played on that school's football team.

After graduating, he became an assistant to legendary football coach Glenn "Pop" Warner at the Carlisle Indian Institute, where he coached the great Jim Thorpe. Moran also played minor-league base-

ball during his time at Carlisle.

Shortly thereafter he found his way into the ranks of professional baseball as a pitcher with the National League's St. Louis Cardinals. Moran threw 24 innings in just three games with the Cardinals before an arm injury ended his pitching career. He did however, return to the club in 1908 and played in 21 games as a catcher.

By the following year, Moran was the head football coach at Texas A&M, where he spent the next six seasons while also working as a minor-league baseball umpire. He guided the Aggies to a 38-8-4 (.800) record from 1909-14.

By 1918, Moran's umpiring career had taken him to the National League, where he remained through the 1939 campaign. During his NL tenure, Uncle Charley was called upon to work the 1927, 1929, 1933 and 1938 World Series.

His ascension to the highest level of professional umpiring did not mark the ultimate conclusion of his collegiate football coaching career, however. In 1919 he took over the "Praying Colonels" gridiron program at Centre College. And in 1921, Centre snapped mighty Harvard's 25-game win streak (which included a 1920 Rose Bowl triumph), upsetting the Ivy League powerhouse 6-0. In five seasons at Centre, Moran posted a 42-6-1 record and went undefeated in 1919 and 1921.

A pair of Centre football standouts -- Alvin "Bo" McMillin and Madison Bell -- later became coaches themselves after honing their skills under Moran's tutelage.


Moran took over the football-coaching reigns at Bucknell in 1924 and posted a 20-9-2 record in three years there.

During the 1927 season, he assisted Ed Weir on the coaching staff of the NFL's Frankford Yellowjackets.

Moran ended his coaching career at Catawba College in South Carolina, leading the school to a 23-10-5 record from 1930-33. His overall college coaching record stands at 122-33-12, giving him an impressive .766 career winning percentage. He is still remembered for his inspirational pregame pep talks and inspiring locker room prayers.

Moran died June 14, 1949, in Horse Cave, Ky. In 1951, the Associated Press voted Centre's 1921 upset-win over Harvard as the biggest upset of the 20th century.

# Tennessee Baseball History



Sam Ewing (left) and Phil Garner (right) helped guide Tennessee to the 1970 SEC Eastern Division title.

in Omaha, Neb., losing in the finals to Oklahoma by a 3-2 score. First baseman and pitcher Sid Hatfield was named the Most Outstanding Player at the College World Series.

The decade of the 1950s proved to be the finest since the 1910s as the Volunteers finished above .500 for the 10-year period. Bernard O'Neil and legendary football player and assistant coach George Cafego each guided the Vols for five years from 1953-62.

The 1953 season saw the emergence of third baseman B.B. Hopkins who was Tennessee's first All-America player after he hit .414 in helping lead the Vols to a 14-8 record.

### Wright Brings the Right Stuff ...

Shortly after the dawn of a new decade, Bill Wright, who would guide the Vols for the next 19 years, took over as the head baseball coach in 1963. One of the finest basketball prospects to ever come out of Knoxville, Wright

graduated from Tennessee in 1947 and signed a baseball contract with the St. Louis Browns.

Wright's teams had 15 winning seasons, won three SEC Eastern Division titles and finished in the top three in the division in 15 of his 19 seasons. Nineteen of his former players signed professional contracts. From 1968-80, a span of 13 years, the longest in school history, his teams never finished below .500.

In only Wright's fourth season, he guided the Vols to their first-ever 20-win season and their first SEC Eastern Division title with an 11-2 mark and a 22-9 record overall. It would be another six years before Tennessee would come up with its second Eastern Division crown as it finished with a 12-3 league mark and record 24 victories overall.

Following the 1970 season, three Vols wound up being selected in the first round of the 1971 January regular and secondary phases of the major league draft. Pitcher Steve Raines, outfielder Sam Ewing and infielder Phil Garner all signed professional contracts. Also, outfielder Sam Ewing earned a spot on the Coaches All-America squad after batting .464, a school record.

A top-notch slugger in Bobby Tucker burst upon the scene in 1970 and became the only Vol to earn All-SEC honors all four years. He finished his career with the third-highest batting average in school history at .389 and slugged 34 home runs which was a record that would stand for the next 20 years. He garnered All-America accolades in 1973 after batting .400 with 13 home runs and an .800 slugging percentage.

The 1975 and 1976 seasons were among the most successful under Wright as the Vols posted their first-ever 30-win seasons as they won 32 and 33 games, respectively. Leading the way offensively were two All-Americans in shortstop Condredge Holloway, who was a highly sought after athlete on both the diamond and gridiron, and pitcher/first baseman Rick Honeycutt, who went on to spend 20 years in the major leagues. Pitcher Mike Smithson, who played eight years in Major League Baseball, was also a force on the hill.

When Wright retired following the 1981 season, he had posted 408 of UT's 849 total baseball victories and was the third-winningest coach in SEC history behind Florida's Dave Fuller and Auburn's Paul Nix.

Stepping into a UT baseball coaching legend's shoes was Tennessee's first full time assistant

coach John Whited. Whited, who joined the Vol coaching staff in 1980, led the Vols for six years from 1982-87, compiling a 145-109 record.

Whited, who had five straight winning seasons, guided the Vols to three straight SEC tournament appearances from 1982-84, finishing runner-up in 1982 and 1984. Outfielder Alan Cockrell earned All-America honors in 1984.

Mark Connor, a former pitching coach under Wright and New York Yankee pitching coach, led the Vols for two seasons but could achieve only limited success.

### Vols Soar Under Delmonico's Direction ...

It wasn't until the introduction of Rod Delmonico in 1990, that the Volunteers baseball program really took off and reached never-before-seen heights. An energetic 32-year old Delmonico took over the program and built his teams around pitching, defense and team speed while utilizing a hit-and-run philosophy.

In only his second season, Tennessee posted its first-ever 40-win season and four years into his regime, the Volunteers were a force to be reckoned with on the national scene as they reached NCAA postseason play for the first time since 1952.

His squads reached their pinnacle during the 1994 and 1995 seasons, which saw Delmonico win back-to-back SEC championships and post seasons of 52 and 54 victories.

The 1995 campaign was special as UT advanced to its first College World Series since 1951 and boasted the National Player of the Year in first baseman Todd Helton, who was a three-time All-America pick. The Vols finished third in Omaha, Neb., and had a top-five finish in the national polls.

The Vols reached the regional finals in 1996, but fell one game short of reaching the CWS for the second straight year.

Pitcher R.A. Dickey and shortstop Augie Ojeda earned bronze medals with the USA Baseball team in the Summer Olympics in Atlanta.

Helton and Dickey were each selected in the first round of the major league draft in 1995 and 1996, respectively.

Tennessee reached regional action for the fifth straight year in 1997, but struggled in the SEC over the next three years despite boasting the 1998 SEC Player of the Year in second baseman Jeff Pickler. Pickler, who hit .500 in league action, was part of a team that slugged a team-record 108 home runs.

The Vols turned things around in 2001 as they reached the College World Series for the third time overall and the second time under Delmonico. UT, which finished tied for third at the CWS, was led by shortstop Chris Burke, who was a consensus All-America and SEC Player of the Year.

A two-year absence from postseason play gave way to an NCAA Regional appearance in 2004. Then in 2005, Delmonico led a team that was picked to finish fifth in the SEC Eastern Division all the way to Omaha for the fourth College World Series berth in school history. During their charge to Omaha, the Vols set single-season records for hits, doubles and batters struck out.

Tennessee's 2005 postseason honors haul was led by consensus All-America and Roger Clemens Award winner Luke Hochevar, who recorded a school-record 154 strikeouts and tied for the NCAA lead with 15 victories. Fellow juniors Eli Iorg and Chase Headley also garnered All-America honors, and rookies James Adkins, J.P. Arencibia and Julio Borbon were each tabbed as Freshman All-America selections.

In addition, Hochevar and Arencibia were named the 2005 SEC Pitcher and Freshman of the Year, respectively.

Under Delmonico's reign at Tennessee, the Vols have posted nine 40-win seasons and two 50-win campaigns. His teams have won an average of nearly 40 games per year, while garnering two Southeastern Conference titles, three trips to the College World Series, eight NCAA regional trips (five regional finals), four SEC Eastern Division crowns and three SEC Eastern Division Tournament championships. In addition, he was named *Baseball America's* 1995 National Coach of the Year and the SEC Coach of the Year in 1994 and 1995.

Delmonico has seen 64 Vols selected in the major league draft, including six first-round picks, and 86 players sign professional baseball contracts.

In addition, four Academic All-America selections and 63 SEC Academic Honor Roll members have come under his watch.

### Traveling with the Vols

The Tennessee baseball program has enjoyed making at least one trip a season away from the Smoky Mountains. Under head coach Rod Delmonico, the Vols have traveled to such various sites as Havana, Cuba; Hilo, Hawaii; Orlando, Fla.; Miami, Fla.; Seattle, Wash.; Minneapolis, Minn.; Long Beach, Calif.; and Fullerton, Calif.

The Volunteers have also played in numerous professional ballparks:

The **H.H.H. Metrodome** in Minneapolis, Minn., home of the Minnesota Twins  
The **Disney Wide World of Sports Complex** in Orlando, Fla., spring training home of the Atlanta Braves.

**Riley Park** in Charleston, S.C., home of the Charleston RiverDogs, Single-A affiliate of the New York Yankees.

**Osceola County Stadium** in Orlando, Fla., home of the Kissimmee Cobras, Single-A affiliate of the Houston Astros.

**HoHoKam Park** in Mesa, Ariz., spring training home of the Chicago Cubs.

**Smokies Park** in Sevierville, Tenn., home of the Tennessee Smokies, Double-A affiliate of the Arizona Diamondbacks.

**Hoover-Metropolitan Stadium** in Birmingham, Ala., home of the Birmingham Barons, Double-A affiliate of the Chicago White Sox.

**McCormick Field** in Asheville, N.C., home of the Asheville Tourists, Single-A affiliate of the Colorado Rockies.

The **Kingdome**, former home of the Seattle Mariners.

**Minute Maid Park**, home of the Houston Astros.  
**Coastal Federal Field** in Myrtle Beach, S.C. (2006), home of the Myrtle Beach Pelicans, Single-A affiliate of the Atlanta Braves.



During their trip to Cuba in 2002, the Vols toured a cigar factory in Havana, were entertained by a magician during dinner and attended a professional Cuban baseball game.

# 1951 College World Series

2001



1994



# 1951

## College World Series Team

### Players

Ace Adams, OF  
Andy Anderson, C  
Bill Asbury, OF  
Watson Bell, SS  
Billy Joe Bowman, RHP  
Julian Dease, SS  
Billy Dodds, INF  
Jim Gillespie, INF  
Sid Hatfield, 1B/P  
B. B. Hopkins, 3B  
John Huffstetler, LHP/OF  
Billy Joe O'Kain, RHP  
Herky Payne, 2B  
Dale Powell, 1B  
Bert Rechichar, OF

### Head Coach

S. W. "Cy" Anderson

### Most Outstanding Player

Sid Hatfield, 1B/P

For the first time in Tennessee baseball history, a chance to play in the postseason came to the Volunteer State. After being conceded the District Three Championship, the 16-1 Southeastern Conference champion Tennessee Volunteers made the trip to the fifth annual College World Series in Omaha, Neb.

Tennessee was led by pitcher/first baseman John Huffstetler. Huffstetler finished the regular season a perfect 8-0 and led the team with a .455 batting average.

The Vols first All-America selection in 1953, B. B. Hopkins, played the hot corner, at third.

As often times happens, it is not the stars that stand out during crunch time, but it is the unsung heroes of the season that step to the forefront. Such was the case with the Vols' backup utility man and pitcher Sid Hatfield, who proved to be the spark that guided UT to the championship game. Hatfield received the Most Outstanding Player Award after tossing the third shutout in College World Series history, a 2-0 victory over Springfield in the third round.

Hatfield added to his legacy by tossing eight innings of relief against Oklahoma in the championship game. He did, however, walk eight Sooners, which is the third most walks issued in a championship game.

Tennessee started on a down note as it dropped the first game to Utah, 7-1. The Vols were held to four hits as Hopkins drove in the only run. Huffstetler, who struck out eight in the complete game effort, suffered the loss while giving up just six hits.

The Vols gutted it out and won their next four games to reach the finals. UT used a three-run seventh inning to oust Princeton the next day with a hard-fought 3-2 decision. Billy Joe Bowman tossed a six-hitter and Hopkins once again led Tennessee with two hits.

After Hatfield's four-hit shutout of Springfield, the third in College World Series history, in which Bert Rechichar and Herky Payne had two hits apiece, Tennessee would win a doubleheader the next day to advance to the national championship game.

In the first game, the Vols exacted revenge over Utah, 5-4. Bill O'Kain threw the fourth straight complete game for the Vols against the Utes, allowing just five hits. Hatfield came off the bench to collect two hits, joining Rechichar to pace the team.

In the second game, Tennessee rallied from a 6-2 deficit to post a 9-8 victory over the USC Trojans. The Vols tied the game 6-6 in the fourth, took a 9-6 lead in the sixth and withstood a two-run Trojan rally in the bottom of the frame to hold on for a 9-8 win. Despite collecting just five hits, Bill Asbury and relief pitcher Bowman drove in two runs each. Bowman got the win after tossing 7 2/3 innings of relief as Tennessee advanced to face the Oklahoma Sooners who swept their way to the finals.

Tennessee jumped out to a 2-0 lead in the fifth, but let it slip away as the Sooners scored single runs in the sixth, seventh and eighth innings for the 3-2 win. Asbury collected two of Tennessee's three hits, while Hatfield logged 8.0 innings of relief in taking the loss.


### CWS Results

Utah 7, Tennessee 1  
Tennessee 3, Princeton 2  
Tennessee 2, Springfield 0  
Tennessee 5, Utah 4  
Tennessee 9, USC 8

### National Championship

Oklahoma 3, Tennessee 2

## Tennessee's First All-Time Appearance in Omaha



The 1951 Tennessee baseball team posted a 20-3 overall record and captured the school's first-ever Southeastern Conference baseball championship. The Vols fell to Oklahoma in the national championship game by a score of 3-2.



1995



2005

## 1951 College World Series

Utah 7, Tennessee 1  
June 13, 1951

Utah	AB	R	H	RBI	PO	A
Cleverly, 2b	4	2	2	2	4	4
Green, ss	3	0	2	3	2	6
Williams, lf	5	0	1	0	4	0
Cunningham, 3b	5	1	1	2	0	0
Schick, cf	4	0	0	0	2	0
Price, 1b	4	1	1	0	10	0
Ray, rf	3	1	0	0	0	0
Culleton, c	2	1	0	0	5	0
Passetto, p	2	1	0	0	0	1
<b>Totals</b>	<b>32</b>	<b>7</b>	<b>6</b>	<b>7</b>	<b>27</b>	<b>11</b>

Tennessee	AB	R	H	RBI	PO	A
Asbury, lf	4	0	1	0	2	0
Dease, ss	2	0	0	0	1	2
Hopkins, 3b	4	0	1	1	2	4
Powell, 1b	4	0	0	0	6	1
Rechichar, cf	3	0	0	0	0	0
Anderson, c	4	0	0	0	10	0
Payne, 2b	4	0	0	0	3	3
Adams, rf	3	0	1	0	2	0
Huffstetler, p	3	1	1	0	1	0
<b>Totals</b>	<b>31</b>	<b>1</b>	<b>4</b>	<b>1</b>	<b>27</b>	<b>10</b>

Utah	020	100	202-7	6 0
Tennessee	000	001	000-1	4 2

E - Hopkins 2. DP - Tennessee 1. LOB - Utah 7, Tennessee 7. 3B - Cleverly. HR - Cunningham. SH - Culleton, Passetto.

Utah	IP	H	R	BB	SO
Passetto	9.0	4	1	2	5

Tennessee	IP	H	R	BB	SO
Huffstetler	9.0	6	7	6	8

Win - Passetto. Loss - Huffstetler. WP - Passetto. HBP - by Huffstetler (Schick); by Passetto (Rechichar). Time: 1:41. Attendance: 1706. Umpires - Warneke, Tobin.

Tennessee 3, Princeton 2  
June 14, 1951

Tennessee	AB	R	H	RBI	PO	A
Asbury, lf	4	1	1	0	2	0
Bell, ss	3	0	1	0	1	8
Hopkins, 3b	5	0	2	1	4	1
Hatfield, 1b	3	0	1	1	10	1
Rechichar, cf	4	0	0	0	1	0
Anderson, c	4	0	0	0	7	0
Payne, 2b	3	1	1	0	0	2
Adams, rf	4	1	1	1	2	0
Bowman, p	3	0	0	0	0	3
<b>Totals</b>	<b>33</b>	<b>3</b>	<b>7</b>	<b>3</b>	<b>27</b>	<b>10</b>

Princeton	AB	R	H	RBI	PO	A
Reydel, cf	5	0	1	1	1	0
Reichel, pr	0	0	0	0	0	0
Fairchild, ss	5	0	1	0	0	1
Irvin, 3b	4	0	0	0	2	3
Prior, rf	3	1	1	0	1	0
Keames, lf	4	0	0	0	0	0
Weeden, c	3	0	1	0	6	0
Blessing, pr	0	0	0	0	0	0
Emery, 1b	4	1	1	1	14	1
Becker, 2b	2	0	1	0	8	2
Golden, ph	1	0	0	0	0	0
Brightman, p	1	0	0	0	0	4
Chirurgi, p	2	0	0	0	0	1
<b>Totals</b>	<b>34</b>	<b>2</b>	<b>6</b>	<b>2</b>	<b>27</b>	<b>12</b>

Tennessee	000	000	300-3	7 3
Princeton	000	000	101-2	6 1

E - Payne 2, Bowman, Weeden. LOB - Tennessee 10, Princeton 9. 2B - Prior. 3B - Payne. SH - Brightman, Hatfield, Bell.

Tennessee	IP	H	R	BB	SO
Bowman	9.0	6	2	3	3

Princeton	IP	H	R	BB	SO
Brightman	6.1	7	-	3	5
Chirurgi	2.2	0	-	1	1

Win - Bowman. Loss - Brightman. Time: 2:19. Umpires - Tobin and Alvarez.

Tennessee 2, Springfield 0  
June 15, 1951

Springfield	AB	R	H	RBI	PO	A
Maetoza, 2b	3	0	0	0	2	1
D'Agostino, ss	4	0	0	0	2	2
Kinney, lf	4	0	0	0	1	0
Redmond, 1b	3	0	0	0	12	0
Hoffman, rf	3	0	1	0	0	0
Flood, 3b	3	0	0	0	2	3
Simons, cf	3	0	2	0	2	0
Smith, c	3	0	1	0	3	2
Douglas, p	2	0	0	0	0	4
Ruggiero, ph	1	0	0	0	0	0
Nordberg, p	0	0	0	0	0	0
<b>Totals</b>	<b>29</b>	<b>0</b>	<b>4</b>	<b>0</b>	<b>24</b>	<b>12</b>

Tennessee	AB	R	H	RBI	PO	A
Asbury, lf	3	0	0	0	2	0
Bell, ss	4	0	1	0	4	4
Hopkins, 3b	3	0	1	0	2	4
Powell, 1b	4	0	0	0	10	1
Rechichar, cf	4	1	2	0	4	5
Anderson, c	4	0	0	1	1	0
Payne, 2b	3	1	2	1	4	5
Adams, rf	3	0	1	0	1	0
Huffstetler, p	2	0	0	0	1	1
<b>Totals</b>	<b>30</b>	<b>2</b>	<b>7</b>	<b>2</b>	<b>27</b>	<b>15</b>

Springfield	000	000	000-0	4 3
Tennessee	000	002	00x-2	7 0

E - Maetoza 2, D'Agostino, Hatfield. DP - Springfield 1; Tennessee 2. LOB - Springfield 4, Tennessee 7. 2B - Hoffman. 3B - Rechichar. HR - Payne. SH - Hatfield.

Springfield	IP	H	R	BB	SO
Douglas	7.0	7	2	2	2
Nordberg	1.0	0	0	2	1

Tennessee	IP	H	R	BB	SO
Hatfield	9.0	4	0	2	0

Win - Hatfield. Loss - Douglas. Time: 1:42. Attendance: 207. Umpires - Alvarez, Warneke, Duffy, Tobin.

Tennessee 5, Utah 4  
June 16, 1951

Utah	AB	R	H	RBI	PO	A
Green, ss	4	0	0	0	2	1
Pesetto, 2b	2	1	0	0	2	2
Schick, cf	4	0	1	0	2	0
Cunningham, 3b	3	2	1	1	4	0
Price, 1b	4	1	1	2	7	0
Orton, lf/rf	4	0	0	0	1	0
Ray, rf	3	0	1	1	1	0
Culleton, c	4	0	1	0	5	2
Williams, p/lf	4	0	0	0	2	2
Stuckenschneider, p	0	0	0	0	0	0
<b>Totals</b>	<b>33</b>	<b>4</b>	<b>5</b>	<b>4</b>	<b>26</b>	<b>7</b>

Tennessee	AB	R	H	RBI	PO	A
Asbury, lf	3	2	1	0	0	0
Bell, ss	4	0	0	0	0	4
Hopkins, 3b	4	1	1	1	2	3
Powell, 1b	1	0	0	0	0	0
Hatfield, 1b	4	1	2	0	10	0
Rechichar, cf	4	0	2	1	4	0
Anderson, c	3	1	1	1	4	1
Payne, 2b	4	0	1	1	4	0
Adams, rf	3	0	1	0	3	0
O'Kain, p	4	0	0	0	0	2
Huffstetler, ph	1	0	0	0	0	0
<b>Totals</b>	<b>35</b>	<b>5</b>	<b>9</b>	<b>4</b>	<b>27</b>	<b>10</b>

Utah	100	100	020-4	5 5
Tennessee	000	121	001-5	9 2

E - Pesetto, Schick, Price, Culleton 2, Bell, Hopkins. LOB - Utah 6, Tennessee 10. 2B - Schick, Hatfield, Payne, Asbury. HR - Price. SH - Green, Bell.

Utah	IP	H	R	BB	SO
Williams	5.0	6	4	3	3
Stuckenschneider	3.2	3	1	2	1

Tennessee	IP	H	R	BB	SO
O'Kain	9.0	5	4	3	4

Win - O'Kain. Loss - Stuckenschneider. Time: 1:50. Attendance: 1585. Umpires - Tobin, Alvarez, Warneke, Duffy.

Tennessee 9, USC 8  
June 16, 1951

Tennessee	AB	R	H	RBI	PO	A
Asbury, lf	4	2	1	2	3	1
Bell, ss	4	1	0	0	0	4
Hopkins, 3b	4	0	1	1	2	2
Hatfield, 1b	3	1	0	0	7	0
Rechichar, cf	4	0	0	0	3	0
Anderson, c	4	1	1	0	7	2
Payne, 2b	4	2	1	1	4	2
Adams, rf	3	1	0	0	1	0
Huffstetler, p	0	0	0	0	0	0
Bowman, p	3	1	1	2	0	0
<b>Totals</b>	<b>33</b>	<b>9</b>	<b>5</b>	<b>6</b>	<b>27</b>	<b>11</b>

USC	AB	R	H	RBI	PO	A
Riach, cf	3	3	2	3	4	0
S. Charnofsky, 2b	3	1	1	1	3	2
Lillis, ss	5	0	2	3	2	4
Karen, 3b	3	0	0	1	1	3
Killingsworth, 1b	4	0	0	0	13	0
H. Charnofsky, lf	4	0	0	0	0	0
Bishara, c	3	1	1	0	3	0
Hertel, rf	2	1	0	0	1	0
Boone, rf	1	0	0	0	0	0
Kemp, p	2	1	1	0	0	3
Rankin, p	0	1	0	0	0	0
Willis, ph	1	0	0	0	0	0
Ane, p	0	0	0	0	0	0
<b>Totals</b>	<b>31</b>	<b>8</b>	<b>7</b>	<b>8</b>	<b>27</b>	<b>12</b>

Tennessee	022	203	000-9	5 0
USC	240	002	000-8	7 3

E - Karen, Hertel, Kemp. DP - Tennessee 1, USC 1. LOB - Tennessee 4, USC 6. 2B - S. Charnofsky, Bishara. 3B - Riach. HR - Payne, Bowman, Asbury. SB - S. Charnofsky, Karen, Riach.

Tennessee	IP	H	R	BB	SO
Huffstetler	1.1	2	5	4	1
Bowman	7.2	5	3	6	6

USC	IP	H	R	BB	SO
Kemp	4.0	3	6	4	2
Rankin	4.0	2	3	2	1
Ane	1.0	0	0	0	0

Win - Bowman. Loss - Rankin. WP - Bowman 1, Kemp 3. Balk - Rankin. Time: 2:28. Attendance: 4676. Umpires - Tobin, Alvarez, Warneke, Duffy.

Oklahoma 3, Tennessee 2  
June 17, 1951

Oklahoma	AB	R	H	RBI	PO	A
Wich, ss	5	0	1	0	2	8
Morgosh, 3b	3	1	1	1	2	1
Sheets, 1b	5	0	2	0	10	0
Pugsley, cf	3	0	1	1	1	0
Antonio, rf	4	0	0	0	1	0
McKee, lf	4	1	2	0	1	0
Reddell, c	5	1	3	1	7	1
Harrah, 2b	4	0	0	0	3	2
Shirley, p	3	0	1	0	0	0
<b>Totals</b>	<b>36</b>	<b>3</b>	<b>11</b>	<b>3</b>	<b>27</b>	<b>12</b>

Tennessee	AB	R	H	RBI	PO	A
Asbury, lf	3	0	2	1	0	0
Bell, ss	4	0	0	0	3	5
Hopkins, 3b	4	0	1	0	1	1
Hatfield, 1b-p	4	0	0	0	3	3
Rechichar, cf	4	0	0	0	4	0
Anderson, c	2	1	0	0	6	0
Payne, 2b	3	0	0	0	3	0
Adams, rf	1	1	0	0	2	0
Huffstetler, p	0	0	0	0	0	1
Nowell, 1b	2	0	0	1	5	0
<b>Totals</b>	<b>27</b>	<b>2</b>	<b>3</b>	<b>2</b>	<b>27</b>	<b>10</b>

Oklahoma	000	001	110-3	11 0
Tennessee	000	020	000-2	3 1

# 1995 College World Series

2001



1994



# 1995

## College World Series Team

### Players

John Alkire, RHP  
 Justin Altmann, INF  
 Bryce Christensen, OF  
 Travis Copley, DH  
 John Darlington, LHP  
 R. A. Dickey, RHP  
 Ray Espinosa, C  
 Travis Exum, RHP  
 Eduardo Figueroa, OF  
 Jason Franklin, INF  
 Brad Greene, RHP  
 Todd Helton, 1B/P  
 Ed Lewis, 2B  
 Jonathan McLuhan, OF  
 Ryan Meyers, RHP  
 Joe Nadeau, LHP  
 Scott Schroeffel, OF/P  
 Lance Smith, OF  
 Scott Vieira, INF  
 Matt Whitley, SS

### Coaches

Rod Delmonico - Head Coach  
 Dave Serrano - Assistant Coach  
 Larry Simcox - Assistant Coach  
 Randy Burdette - Volunteer Coach

### Support Staff

Eric Zirkle - Trainer  
 J Lewis - Manager  
 Jayson Nave - Manager



With a dramatic 3-1 victory over Oklahoma State in the Midwest Regional finals, the Tennessee Volunteers returned to play in the College World Series for the first time in 44 years. The Vols' 44-year absence from the College World Series was the longest span between appearances by any team in college baseball history. In 1951, UT finished runner-up to Oklahoma. Tennessee earned the 1995 trip after defeating the Cowboys in 11 innings.

Tennessee, the fifth seed in the College World Series, won its first game, 3-1, versus the No. 4 seed Clemson Tigers. Three-time All-America and national player of the year, Todd Helton turned in a complete game pitching performance against the Tigers, allowing one run on four hits with two walks and nine strikeouts. Scott Schroeffel went 2-for-4 with a home run, double and two runs scored.

The Vols were knocked into the losers bracket after eventual national champion Cal State Fullerton pounced on UT, 11-1, in the second round. Helton drove in the only Vol run of the game in the bottom of the first.

Tennessee bounced back to stay alive in the double-elimination tournament with an impressive 6-2 victory over the tradition laden Stanford Cardinal. Ryan Meyers turned in perhaps one of the best pitching performances of his career as he went the distance, allowing two runs on six hits with seven strikeouts. Helton and Travis Copley each hit solo home runs, but it was Schroeffel's 3-for-4 night with two home runs, three runs scored and three RBI that put the Vols in the semifinals against the Titans.

Once again though, the Titans proved to have too much offense as they jumped on UT for seven runs in the first. The deficit was too much to overcome, and Cal State Fullerton won, 11-0, rolling on to the title.

Schroeffel was named to the all-tournament team after batting .533 (8-for-15) with three home runs, a double and four RBI.

### CWS Results

**Tennessee 3, Clemson 1**  
**Cal State Fullerton 11, Tennessee 1**  
**Tennessee 6, Stanford 2**  
**Cal State Fullerton 11, Tennessee 0**

Tennessee's Second All-Time Appearance in Omaha



### 1995 CWS All-Tournament Team

Catcher .....Brian Loyd, Cal State Fullerton  
 First Base .....Doug Mientkiewicz, Florida State  
 Second Base .....Wes Rachels, USC  
 Third Base .....Tony Martinez, Cal State Fullerton  
 Shortstop .....Alex Cora, Miami (Fla.)  
 Outfield .....Geoff Jenkins, USC  
 Outfield .....Mark Kotsay, Cal State Fullerton  
 Outfield .....J. D. Drew, Florida State  
**Designated Hitter .... Scott Schroeffel, Tennessee**  
 Pitcher .....Randy Flores, USC  
 Pitcher .....Ted Silva, Cal State Fullerton

### Most Outstanding Player

Mark Kotsay, Cal State Fullerton



1995



2005

# 1995 College World Series

## Tennessee 3, Clemson 1 June 3, 1995

Tennessee	AB	R	H	RBI	BB	SO	PO	A
Whitley, ss	4	0	1	0	0	0	1	5
Schroeffel, cf	4	2	2	1	1	2	4	0
Helton, p	5	0	1	0	0	0	0	2
Vieira, 3b	3	0	1	0	1	1	2	0
Lewis, 2b	5	0	2	1	0	0	1	0
Copley, 1b	4	0	0	0	0	1	8	0
Christensen, lf	3	0	1	0	1	0	1	0
Espinosa, c	4	1	2	0	0	0	8	1
Smith, rf3	0	1	0	0	0	2	0	0
<b>Totals</b>	<b>35</b>	<b>3</b>	<b>11</b>	<b>2</b>	<b>3</b>	<b>4</b>	<b>27</b>	<b>8</b>

Clemson	AB	R	H	RBI	BB	SO	PO	A
Monahan, cf	4	0	1	0	0	0	3	0
Livingston, 2b	3	0	0	0	1	1	3	3
Miller, 1b	3	1	1	0	1	2	7	1
Burnham, lf	4	0	1	1	0	0	0	0
LeCroy, c	4	0	0	0	0	1	4	1
Brizek, ss	4	0	1	0	0	1	5	5
Duffie, dh	2	0	0	0	0	2	0	0
Galloway, 3b	3	0	0	0	0	1	0	1
Robinson, rf	3	0	0	0	0	1	5	0
Dawsey, p	-	-	-	-	-	-	0	2
Vining, p	-	-	-	-	-	-	0	1
<b>Totals</b>	<b>30</b>	<b>1</b>	<b>4</b>	<b>1</b>	<b>2</b>	<b>9</b>	<b>27</b>	<b>14</b>

E - Brizek. DP - Tennessee 1, Clemson 1. LOB - Tennessee 12, Clemson 5. 2B - Schroeffel. HR - Schroeffel. SB - Monahan. CS - Whitley. SH - Copley, Whitley.

Tennessee	100	010	010	-3	11	0
Clemson	000	001	000	-1	4	1

Tennessee	IP	H	R	ER	BB	SO
Helton	9.0	4	1	1	2	9

Clemson	IP	H	R	ER	BB	SO
Dawsey	6.1	10	2	2	2	2
Vining	2.2	1	1	0	1	2

Win - Helton. Loss - Dawsey. WP - Helton, Dawsey. HBP - by Dawsey (Vieira), by Helton (Duffie), by Vining (Smith). PB - LeCroy. Balk - Helton. Time - 2:39. Attendance - 19,482. Umpires - Eldridge, Yeast, Fetchiet, Ford.

## Cal State Fullerton 11, Tennessee 1 June 5, 1995

CS Fullerton	AB	R	H	RBI	BB	SO	PO	A
Miranda, lf	4	2	2	1	1	0	3	0
Ankrum, dh	5	2	2	0	0	1	0	0
Kotsay, cf/rf	4	2	4	4	0	0	4	0
Giambi, rf	3	0	1	2	0	0	1	0
Hernandez, ph	1	0	0	0	0	0	0	0
Chatman, cf	0	0	0	0	0	0	1	0
Loyd, c	5	0	1	0	0	0	4	1
Fraser, 2b	5	2	2	2	0	0	2	4
Olsen, 1b	4	2	3	1	0	0	8	2
Jones, ss	3	0	0	0	1	0	3	2
Martinez, 3b	4	1	1	1	0	1	0	2
Ward, p	-	-	-	-	-	-	1	1
Chavez, p	-	-	-	-	-	-	0	0
<b>Totals</b>	<b>38</b>	<b>11</b>	<b>16</b>	<b>11</b>	<b>2</b>	<b>2</b>	<b>27</b>	<b>12</b>

Tennessee	AB	R	H	RBI	BB	SO	PO	A
Whitley, ss	3	1	1	0	1	0	1	4
Schroeffel, cf	4	0	1	0	0	2	4	0
Helton, 1b	4	0	0	1	0	0	8	1
Lewis, 2b	4	0	1	0	0	0	6	3
Vieira, 3b	4	0	0	0	0	1	0	2
Copley, dh	3	0	0	0	1	0	0	0
Christensen, lf	2	0	1	0	1	0	5	0
McLuhan, ph	1	0	0	0	0	0	0	0
Espinosa, c	3	0	0	0	1	0	2	0
Smith, rf	2	0	1	0	0	1	0	0
Figueroa, ph/rf	1	0	0	0	0	0	0	0
Dickey, p	-	-	-	-	-	-	0	3
Exum, p	-	-	-	-	-	-	1	0
Greene, p	-	-	-	-	-	-	0	0
<b>Totals</b>	<b>31</b>	<b>1</b>	<b>5</b>	<b>1</b>	<b>4</b>	<b>4</b>	<b>27</b>	<b>13</b>

E - Jones, Loyd, Olsen, Vieira. DP - CS Fullerton 2, Tennessee 3. LOB - CS Fullerton 6, Tennessee 7. HR - Fraser, Kotsay, Olsen. SB - Christensen, Helton, Lewis, Whitley. CS - Smith. SH - Jones, Kotsay. SF - Giambi.

CS Fullerton	160	100	300	-11	16	3
Tennessee	100	000	000	-1	5	1

CS Fullerton	IP	H	R	ER	BB	SO
Ward	7.0	4	1	1	4	4
Chavez	2.0	1	0	0	0	0

Win - Ward. Loss - Dickey. HBP - by Greene (Olsen). Time - 2:47. Attendance - 18,063. Umpires - Fetchiet, Ford, Homolka, Yeast.

## Tennessee 6, Stanford 2 June 6, 1995

Stanford	AB	R	H	RBI	BB	SO	PO	A
Kilburg, cf	3	0	1	0	1	0	1	0
Carter, lf	4	0	0	0	0	1	1	0
Hinch, c	4	0	1	0	0	1	4	0
Carver, 3b	3	0	1	0	1	1	0	6
Allen, rf	4	0	0	0	0	1	1	0
Dallimore, 2b	3	1	1	0	0	0	1	2
Schaeffer, dh	3	1	1	1	0	1	0	0
Kent, 1b	3	0	1	1	0	1	14	0
Sees, ss	2	0	0	0	0	1	2	3
Pecci, ph/ss	1	0	0	0	0	0	0	0
Bartels, p	-	-	-	-	-	-	0	1
Iglesias, p	-	-	-	-	-	-	0	0
Reimers, p	-	-	-	-	-	-	0	1
<b>Totals</b>	<b>30</b>	<b>2</b>	<b>6</b>	<b>2</b>	<b>2</b>	<b>7</b>	<b>24</b>	<b>13</b>

Tennessee	AB	R	H	RBI	BB	SO	PO	A
Whitley, ss	4	0	0	0	0	0	4	2
Schroeffel, cf	4	3	3	3	0	0	3	0
Helton, 1b	3	1	2	2	1	1	9	0
Lewis, 2b	4	0	0	0	0	0	0	2
Vieira, 3b	4	0	0	0	0	1	0	0
Copley, dh	4	1	3	1	0	0	0	0
Christensen, lf	3	0	0	0	0	0	0	0
Espinosa, c	4	0	0	0	0	0	6	1
Smith, rf	1	0	0	0	0	1	3	1
Figueroa, ph/rf	2	1	0	0	0	1	2	0
Meyers, p	-	-	-	-	-	-	0	5
<b>Totals</b>	<b>33</b>	<b>6</b>	<b>8</b>	<b>6</b>	<b>1</b>	<b>4</b>	<b>27</b>	<b>11</b>


E - Carver, Kent. DP - Tennessee 2. LOB - Stanford 3, Tennessee 5. 2B - Kent. HR - Copley, Helton, Schroeffel 2. SB - Dallimore, Kilburg, Helton, Schroeffel. SH - Christensen.

Stanford	000	020	000	-2	6	2
Tennessee	100	031	10x	-6	8	0

Stanford	IP	H	R	ER	BB	SO
Bartels	5.1	6	5	2	0	3
Iglesias	1.2	1	1	1	1	1
Reimers	1.0	1	0	0	0	0

Tennessee	IP	H	R	ER	BB	SO
Meyers	9.0	6	2	2	2	7

Win - Meyers. Loss - Bartels. WP - Iglesias. Time - 2:34. Attendance - 20,072. Umpires - Homolka, Yeast, Fetchiet, Ford.



Todd Helton tossed a complete-game victory over Clemson in Tennessee's first game at the 1995 College World Series.

## Cal State Fullerton 11, Tennessee 0 June 8, 1995

Tennessee	AB	R	H	RBI	BB	SO	PO	A
Whitley, ss	4	0	0	0	0	0	4	2
Schroeffel, p/dh	3	0	2	0	1	0	0	0
Helton, 1b	4	0	2	0	0	0	7	1
Vieira, rf	4	0	0	0	0	0	0	0
Lewis, 2b	4	0	1	0	0	0	1	2
Copley, 3b	3	0	0	0	0	2	0	2
Figueroa, ph	1	0	0	0	0	0	0	0
Christensen, lf/cf	2	0	0	0	1	0	3	0
Espinosa, c	3	0	0	0	0	0	6	0
Smith, cf	1	0	0	0	0	0	1	0
Franklin, lf	2	0	0	0	0	1	1	0
Alkire, p	-	-	-	-	-	-	1	0
Darlington, p	-	-	-	-	-	-	0	0
Greene, p	-	-	-	-	-	-	0	0
<b>Totals</b>	<b>31</b>	<b>0</b>	<b>5</b>	<b>0</b>	<b>2</b>	<b>3</b>	<b>24</b>	<b>7</b>

CS Fullerton	AB	R	H	RBI	BB	SO	PO	A
Miranda, lf	5	1	2	0	0	0	3	0
Ankrum, dh	1	2	1	1	0	0	0	0
Matos, ph	1	0	1	0	0	0	0	0
Kotsay, cf/rf	4	2	1	1	1	0	2	0
Giambi, rf	3	1	1	1	1	0	6	0
Jara, ph	1	0	0	0	0	0	0	0
Chatman, cf	0	0	0	0	0	0	0	0
Loyd, c	4	2	3	4	1	1	3	0
Fraser, 2b	5	0	2	0	0	2	0	1
Olsen, 1b	5	1	1	0	0	1	9	1
Jones, ss	4	1	1	1	1	1	2	3
Martinez, 3b	4	1	2	3	0	1	1	4
Lamb, 3b	0	0	0	0	0	0	0	1
Dixon, p	-	-	-	-	-	-	0	0
Chavez, p	-	-	-	-	-	-	1	1
<b>Totals</b>	<b>37</b>	<b>11</b>	<b>15</b>	<b>11</b>	<b>4</b>	<b>6</b>	<b>27</b>	<b>11</b>


E - Lewis. DP - Tennessee 2, CS Fullerton 1. LOB - Tennessee 6, CS Fullerton 9. 2B - Lewis, Kotsay. 3B - Miranda. HR - Loyd, Martinez. SF - Ankrum.

Tennessee	000	000	000	-0	5	1
CS Fullerton	711	020	00x	-11	15	0

Tennessee	IP	H	R	ER	BB	SO
Schroeffel	0.2	4	7	4	3	0
Alkire	5.1	9	4	4	1	4
Darlington	1.2	2	0	0	0	2
Greene	0.1	0	0	0	0	0

CS Fullerton	IP	H	R	ER	BB	SO
Dixon	8.0	5	0	0	2	3
Chavez	1.0	0	0	0	0	0

Win - Dixon. Loss - Schroeffel. WP - Schroeffel. HBP - by Alkire (Ankrum 2). Time - 2:34. Attendance - 14,242. Umpires - Yeast, Eldridge, Ford, Williams.



Scott Schroeffel was named to the College World Series All-Tournament Team after batting .533 with three home runs and four RBIs.



# 2001

## College World Series Team

### Players

- Wyatt Allen, RHP
- Kris Bennett, 3B
- Joe Bertolino, LHP
- Hal Bibee Jr., C
- Chris Burke, SS
- Ryan Case, 1B
- Jeff Christensen, OF
- Will Curtiss, LHP
- Stevie Daniel, 2B
- Erik Filsinger, RHP
- Brian Gates, RHP
- Dennis Gomez, 1B
- Javi Herrera, C
- Patrick Hicklen, RHP
- Brandon Hopkins, OF
- Dusty Johnson, LHP
- Beau Massey, RHP
- Ryan Moffett, OF
- Devon Nicholson, RHP
- Justin Parker, OF/P
- Hunter Rigsby, INF
- Matt Samuels, RHP
- Adam Smith, OF
- Matt Sternberg, 1B/3B
- Dan Wilson, OF

### Coaches

- Rod Delmonico - Head Coach
- Larry Simcox - Assistant Coach
- Randy Mazey - Assistant Coach
- Chance Beam - Volunteer Coach

### Support Staff

- Jeff Wood - Trainer
- Joel Daurity - Manager
- Jake Johnson - Manager
- Sean Marohn - Strength Coach

Stevie Daniel's grand slam highlighted a five-run eighth inning as the Tennessee Volunteers advanced to their third College World Series with a 6-3 win over the East Carolina Pirates at the Kinston (N.C.) Super Regional.

It was the second rally in as many days as the Vols scored four in the ninth to win the first game of the Super Regional.

Once in Omaha, Tennessee made the most of its trip as it posted a 2-2 mark to tie Cal State Fullerton for third place while setting a CWS record for highest team batting average (.394).

Three Vols played well enough to garner All-College World Series honors as third baseman Kris Bennett, shortstop Chris Burke and left fielder Jeff Christensen were placed on the squad.

Tennessee's first game against Miami (Fla.) turned into a slugfest, the likes of which had never been seen before at Rosenblatt Stadium. The Hurricanes jumped out a 9-0 lead after three innings and withstood a Vol comeback to post a 21-13 win. No less than five single-game records were broken while two more were tied. The two teams played the longest nine-inning game in CWS history at four hours and 21 minutes, in addition to breaking the marks for most combined hits (41), wild pitches (7), at-bats (89) and earned runs (34).

Tennessee collected a season-high 21 hits as seven Vols collected at least two hits, including three with three hits. Brandon Hopkins led the way with five RBI, while Kris Bennett added three.

The Vols' fortunes would turn for the better in an elimination game as they faced conference foe Georgia. Bennett set a CWS record by going 6-for-6 and tied the RBI record with seven as Tennessee advanced with a 19-12 win. Jeff Christensen tied the runs scored record with five while Chris Burke hit an inside-the-park home run.

Behind a solid pitching effort exhibited by Wyatt Allen, the Vols turned back the USC Trojans, 10-2, to force a rematch with the Hurricanes. Allen worked eight solid innings, allowing two runs on six hits. Ryan Case slugged a three-run home run and Christensen drove in four runs to pace the offense.

Miami, the hottest team entering the CWS, kept swinging hot bats as it pounded out 13 hits in a 12-6 win over Tennessee to advance to the title game against Stanford. Tennessee built a 4-0 lead after three innings, but saw the game slip away as the Hurricanes scored 10 runs over the next two innings en route to the victory. Hopkins and Dan Wilson each had two of Tennessee's 11 hits.



## CWS Results

- Miami (Fla.) 21, Tennessee 13**
- Tennessee 19, Georgia 12**
- Tennessee 10, Southern California 2**
- Miami (Fla.) 12, Tennessee 6**

Tennessee's Third All-Time Appearance in Omaha



### All-Tournament Team

- Catcher .....Ryan Garko, Stanford
- First Base .....Kevin Brown, Miami (Fla.)
- Second Base .....David Bacani, Cal State Fullerton
- Third Base ..... **Kris Bennett, Tennessee**
- Shortstop..... **Chris Burke, Tennessee**
- Outfield..... **Jeff Christensen, Tennessee**
- Outfield .....Charlton Jimerson, Miami (Fla.)
- Outfield .....Sam Fuld, Stanford
- Designated Hitter ....Danny Matienzo, Miami (Fla.)
- Pitcher .....Tom Farmer, Miami (Fla.)
- Pitcher .....Jeff Bruksch, Stanford

### Most Outstanding Player

Charlton Jimerson, Miami (Fla.)



1995



2005

## 2001 College World Series

Miami (Fla.) 21, Tennessee 13  
June 9, 2001

Tennessee	AB	R	H	RBI	BB	SO	PO	A
Burke, ss	5	2	3	0	0	1	1	0
Daniel, 2b	4	3	2	0	2	1	2	1
Hopkins, dh	6	3	3	5	0	1	0	0
Bennett, 3b	6	1	2	3	0	2	0	0
Christensen, lf	5	2	2	1	0	2	0	0
Herrera, c	5	1	3	1	0	1	11	2
Case, 1b	2	0	1	0	0	1	1	0
Gomez, ph/1b	2	0	2	1	0	0	1	0
Sternberg, ph/1b	2	0	1	0	0	0	1	0
Wilson, rf	2	0	0	0	0	0	1	0
Smith, ph/rf	2	0	1	1	0	0	0	0
Moffett, pr/rf	1	0	0	0	0	1	1	0
Bibee, ph	1	0	0	0	0	1	0	0
Parker, cf	6	1	1	0	0	0	4	0
Allen, p	-	-	-	-	-	-	-	0
Nicholson, p	-	-	-	-	-	-	-	1
Samuels, p	-	-	-	-	-	-	-	0
Curtiss, p	-	-	-	-	-	-	-	0
Johnson, p	-	-	-	-	-	-	-	0
<b>Totals</b>	<b>49</b>	<b>13</b>	<b>21</b>	<b>12</b>	<b>2</b>	<b>11</b>	<b>24</b>	<b>5</b>

Miami	AB	R	H	RBI	BB	SO	PO	A
Jimerson, cf	6	2	2	1	0	3	3	0
M. Rodriguez, lf	4	3	2	3	2	1	1	0
J. Rodriguez, ss	5	1	2	1	1	2	0	2
Howard, 3b	4	2	2	3	1	1	1	2
Matienzo, dh	5	2	4	6	0	1	0	0
Mannix, rf	3	2	3	0	3	0	1	1
Nettles, pr	0	1	0	0	0	0	0	0
Burt, rf	0	0	0	0	0	0	1	0
Brown, 1b	5	2	2	3	1	3	7	1
Clute, 2b	5	3	2	0	0	0	2	0
DiRosa, c	3	3	1	2	3	1	10	1
Farmer, p	-	-	-	-	-	-	-	1
Smith, p	-	-	-	-	-	-	-	0
Cohn, p	-	-	-	-	-	-	-	0
Vazquez, p	-	-	-	-	-	-	-	0
Prendes, p	-	-	-	-	-	-	-	0
DeBold, p	-	-	-	-	-	-	-	0
Huguet, p	-	-	-	-	-	-	-	0
<b>Totals</b>	<b>40</b>	<b>21</b>	<b>20</b>	<b>19</b>	<b>11</b>	<b>12</b>	<b>27</b>	<b>8</b>

E - Herrera, Jimerson, J. Rodriguez. LOB - Tennessee 14, Miami 9. 2B - Howard, Clute, DiRosa. HR - Hopkins, Bennett, Christensen, Jimerson, Matienzo 2, Brown. SF - Herrera, Howard, Matienzo. SB - Burke 2, Daniel 2, Jimerson 2, M. Rodriguez 2. CS - J. Rodriguez.

Tennessee	IP	H	R	ER	BB	SO
Allen	1.2	7	8	8	3	3
Nicholson	2.1	5	4	4	2	4
Samuels	1.2	5	6	6	3	2
Curtiss	0.0	0	0	0	2	0
Johnson	2.1	3	3	3	1	3
<b>Miami</b>	<b>IP</b>	<b>H</b>	<b>R</b>	<b>ER</b>	<b>BB</b>	<b>SO</b>
Farmer	5.0	6	4	4	2	5
Smith	0.1	4	4	4	0	0
Cohn	0.1	3	2	2	0	1
Vazquez	1.0	3	2	2	0	2
Prendes	0.0	1	0	0	0	0
DeBold	1.0	3	1	1	0	2
Huguet	1.1	1	0	0	0	1

Win - Farmer. Loss - Allen. WP - Allen 2, Nicholson 2, Samuels, Smith, Cohn. HBP - by Allen (Clute), by Farmer (Christensen), by Smith (Burke). PB - Herrera. Time - 4:21. Attendance - 23,994. Umpires - Sebastian, Rodriguez, Walsh, Guillie.

Tennessee 19, Georgia 12  
June 11, 2001

Tennessee	AB	R	H	RBI	BB	SO	PO	A
Burke, ss	4	3	2	1	1	0	0	3
Daniel, 2b	6	3	2	1	0	1	4	2
Hopkins, dh	6	2	2	1	0	1	0	0
Christensen, lf	5	5	3	2	1	1	1	0
Bennett, 3b	6	4	6	7	0	0	2	5
Parker, cf	6	1	2	3	0	0	3	0
Herrera, c	4	1	1	4	0	1	5	0
Wilson, rf	5	0	2	0	0	1	4	0

Case, 1b	2	0	0	0	0	0	2	0
Gomez, ph/1b	3	0	1	0	0	0	5	1
Hicklen, p	-	-	-	-	-	-	-	0
Gates, p	-	-	-	-	-	-	-	1
<b>Totals</b>	<b>47</b>	<b>19</b>	<b>21</b>	<b>19</b>	<b>2</b>	<b>5</b>	<b>27</b>	<b>12</b>

Georgia	AB	R	H	RBI	BB	SO	PO	A
Neufeld, 3b	5	1	2	0	0	0	3	2
Coffey, dh	6	2	3	4	0	1	0	0
Keppinger, ss	4	1	2	2	1	0	1	0
Swann, rf	4	2	1	0	1	0	0	0
Brooks, lf	2	2	1	2	1	1	3	0
Edge, cf	4	2	1	0	1	0	4	0
Thornhill, 1b	5	1	3	2	0	0	9	0
Burchett, c	3	1	1	1	1	0	4	1
Pollock, 2b	4	0	0	0	0	1	3	5
Bodenmiller, ph	1	0	0	0	0	1	0	0
Moorhead, p	-	-	-	-	-	-	-	0
Sharpton, p	-	-	-	-	-	-	-	0
Carswell, p	-	-	-	-	-	-	-	0
Havel, p	-	-	-	-	-	-	-	0
<b>Totals</b>	<b>38</b>	<b>12</b>	<b>14</b>	<b>11</b>	<b>5</b>	<b>4</b>	<b>27</b>	<b>8</b>

E - Gomez, Neufeld, Moorhead. DP - Tennessee 2, Georgia 2. LOB - Tennessee 5, Georgia 8. 2B - Daniel, Christensen, Bennett, Wilson, Gomez. 3B - Hopkins. HR - Burke, Bennett, Herrera, Coffey, Keppinger, Brooks. SF - Herrera, Burchett. SB - Burke 3, Christensen 2, Bennett.

Tennessee	IP	H	R	ER	BB	SO
Hicklen	5.0	12	11	11	3	2
Gates	4.0	2	1	0	2	2
<b>Georgia</b>	<b>IP</b>	<b>H</b>	<b>R</b>	<b>ER</b>	<b>BB</b>	<b>SO</b>
Moorhead	4.0	8	8	6	1	2
Sharpton	3.0	5	3	1	1	1
Carswell	1.0	5	5	5	0	1
Havel	1.0	3	3	3	0	1

Win - Gates. Loss - Carswell. WP - Gates, Sharpton. HBP - by Hicklen (Brooks), by Hicklen (Neufeld), by Gates (Brooks), by Havel (Burke). Balk - Hicklen, Sharpton. Time - 3:20. Attendance - 20,220. Umpires - Guillie, Sebastian, Eldridge, Rodriguez.

Tennessee 10, USC 2  
June 12, 2001

USC	AB	R	H	RBI	BB	SO	PO	A
Barre, cf	5	1	1	0	0	0	3	0
Davidson, ss	4	0	1	0	0	1	2	2
Concepcion, c	3	1	0	0	1	1	3	2
Peavy, 1b	3	0	0	0	0	0	6	1
Lunetta, 2b	4	0	3	1	0	0	5	2
Moon, 3b	4	0	0	1	0	0	2	3
Persell, dh	4	0	0	0	0	2	0	0
Montanez, rf	3	0	1	0	1	0	0	0
Self, lf	2	0	0	0	0	1	1	1
Morales, ph/lf	2	0	1	0	0	0	1	0
Reyes, p	-	-	-	-	-	-	-	0
Dizard, p	-	-	-	-	-	-	-	0
Bannister, p	-	-	-	-	-	-	-	1
<b>Totals</b>	<b>34</b>	<b>2</b>	<b>7</b>	<b>2</b>	<b>2</b>	<b>5</b>	<b>24</b>	<b>11</b>

Tennessee	AB	R	H	RBI	BB	SO	PO	A
Burke, ss	4	2	1	0	1	0	1	3
Daniel, 2b	4	3	2	0	0	1	2	5
Hopkins, dh	1	1	1	1	2	0	0	0
Christensen, lf	5	1	3	4	0	0	3	0
Bennett, 3b	2	1	0	0	2	0	0	3
Parker, cf	4	1	1	0	0	1	3	0
Herrera, c	4	0	0	0	0	0	4	1
Wilson, rf	4	0	1	0	0	0	2	0
Case, 1b	3	1	1	3	0	1	12	1
Allen, p	-	-	-	-	-	-	-	0
Samuels, p	-	-	-	-	-	-	-	0
<b>Totals</b>	<b>31</b>	<b>10</b>	<b>10</b>	<b>8</b>	<b>5</b>	<b>3</b>	<b>27</b>	<b>13</b>

E - Peavy, Bannister. LOB - USC 9, Tennessee 6. 2B - Lunetta, Christensen, Wilson. HR - Christensen, Case. SH - Hopkins. SB - Daniel. CS - Christensen.

USC	IP	H	R	ER	BB	SO
000	002	000	-2	7	2	
<b>Tennessee</b>	<b>IP</b>	<b>H</b>	<b>R</b>	<b>ER</b>	<b>BB</b>	<b>SO</b>
031	020	22x-10	10	10	0	

USC	IP	H	R	ER	BB	SO
Reyes	4.1	6	6	5	2	2
Dizard	1.2	3	2	2	3	0
Bannister	2.0	1	2	1	0	1
<b>Tennessee</b>	<b>IP</b>	<b>H</b>	<b>R</b>	<b>ER</b>	<b>BB</b>	<b>SO</b>
Allen	8.0	6	2	2	1	5
Samuels	1.0	1	0	0	1	0

Win - Allen. Loss - Reyes. WP - Reyes 2, Dizard, Allen. HBP - by Allen (Davidson), by Reyes (Hopkins), by Allen (Peavy), by Bannister (Case), by Bannister (Daniel). Balk - Reyes. Time - 3:00. Attendance - 23,101. Umpires - Henderson, Eldridge, Guillie, Walsh.

Miami (Fla.) 12, Tennessee 6  
June 14, 2001

Miami	AB	R	H	RBI	BB	SO	PO	A
Jimerson, cf	3	2	1	0	3	2	4	0
M. Rodriguez, lf	5	2	3	3	1	0	2	0
J. Rodriguez, ss	5	1	1	0	1	1	2	4
Howard, 3b	5	1	2	4	1	0	0	4
Matienzo, dh	6	2	3	2	0	2	0	0
Mannix, rf	3	1	1	0	0	0	2	0
Burt, lf	0	0	0	0	0	0	1	0
Brown, 1b	3	1	2	2	2	1	11	0
Clute, 2b	4	1	0	1	1	1	4	3
Lovelady, c	5	1	0	0	0	1	1	1
Bengochea, p	-	-	-	-	-	-	-	0
Smith, p	-	-	-	-	-	-	-	0
DeBold, p	-	-	-	-	-	-	-	0
Cohn, p	-	-	-	-	-	-	-	0
Huguet, p	-	-	-	-	-	-	-	0
<b>Totals</b>	<b>39</b>	<b>12</b>	<b>13</b>	<b>12</b>	<b>9</b>	<b>8</b>	<b>27</b>	<b>14</b>

Tennessee	AB	R	H	RBI	BB	SO	PO	A
Burke, ss	5	0	1	0	0	0	0	1
Daniel, 2b	4	1	1	0	1	1	3	4
Hopkins, dh	2	1	2	0	0	0	0	0
Moffett, cf	2	1	1	0	0	0	3	0
Filsinger, p	0	0	0	0	0	0	0	0
Bertolino, p	0	0	0	0	0	0	0	0
Christensen, lf	3	1	1	1	1	0	2	0
Bennett, 3b	3	0	0	1	1	0	1	2
Parker, cf/p	3	0	1	2	0	0	2	0
Herrera, c	3	1	0	0	1	0	9	2
Wilson, rf	2	1	2	1	0	0	0	0
Smith, rf	2	0	0	0	0	0	1	0
Case, 1b	2	0	1	1	0	0	6	0
Gomez, 1b	1	0	0	0	0	0	0	2
Sternberg, 1b	1	0	1	0	0	0	0	0
Gates, p	-	-	-	-	-	-	-	0
Nicholson, p	-	-	-	-	-	-	-	0
Curtiss, p	-	-	-	-	-	-	-	0
<b>Totals</b>	<b>33</b>	<b>6</b>	<b>11</b>	<b>6</b>	<b>4</b>	<b>1</b>	<b>27</b>	<b>13</b>

E - Sternberg. DP - Miami 2, Tennessee 1. LOB - Miami 11, Tennessee 5. 2B - Brown, Daniel, Christensen, Wilson, Sternberg. 3B - Moffett. HR - Howard, Matienzo, Brown. SF - Parker. SB - Jimerson 4, M. Rodriguez, Clute, Burke. CS - Mannix, Daniel.

Miami	IP	H	R
-------	----	---	---

# 2005

## College World Series Team

### Players

- James Adkins, LHP
- Josh Alley, OF
- Joey Andrews, RHP
- J.P. Arencibia, C
- Jabe Beard, RHP
- Daniel Beasley, OF
- Julio Borbon, OF
- Trey Bridges, RHP
- Craig Cobb, RHP
- Kelly Edmundson, C
- Rob Fitzgerald, OF/RHP
- Chase Hardin, RHP
- Chase Headley, 3B
- Luke Hochevar, RHP
- Chris Howell, RHP
- Eli Iorg, OF
- Mike Kerfeld, RHP
- Eric King, SS
- Nicholas Kulp, OF
- Jonathan Rapavi, RHP
- Michael Rivera, 2B
- Alex Suarez, 1B/DH
- Sean Watson, RHP

### Coaches

- Rod Delmonico - Head Coach
- Larry Simcox - Assistant Coach
- Mike Bell - Assistant Coach
- Clay Greene - Volunteer Coach

### Support Staff

- Jeff Wood - Trainer
- Luke Alger - Head Manager
- Danny Krow - Manager
- Brian Dowd - Manager
- Brian Gearity - Strength Coach



The 2005 season marked Tennessee's third trip to Omaha under head coach Rod Delmonico, and the Vols drew an opening-round matchup against a familiar foe, SEC champion Florida. Tennessee trailed by a score of 6-1 heading into the seventh inning versus the Gators, and the Vols then put together a three-run rally to pull within two runs. Florida's bullpen proved too strong, however, and UT was unable to mount a final scoring charge.

The Gators claimed the victory by a final score of 6-4, but could have posted a much higher run total were it not for three outstanding outfield plays by All-America right fielder Eli Iorg. The junior from Knoxville made national highlight reels with a spectacular leaping catch over the wall to take away what would have been a grand slam. While many of the 21,546 in attendance were left in awe of Iorg's athletic prowess, the play was just one of many that the Volunteers' faithful had grown accustomed to seeing throughout the season. Iorg closed out the year as the SEC leader in stolen bases while ranking second in RBIs and third in batting average. He also led Tennessee in hits and home runs.

Dropped into the CWS loser's bracket, the Vols found themselves matched up against Arizona State in the tournament's first elimination game on Sun., June 19. Freshman All-America catcher J.P. Arencibia gave UT an early 1-0 lead over the Sun Devils when he hit a solo home run in the bottom of the first inning. The blast was Arencibia's first career postseason homer and extended his UT freshman home run record to 14 (three more than the previous record-holder, Todd Helton, hit as a freshman in 1993).

An RBI double by junior centerfielder Josh Alley in the fifth inning gave Tennessee a 2-0 lead, but ASU plated its first run in the seventh before exploding for three runs in the eighth to take a late 4-2 lead. That closed out the game's scoring, and Tennessee saw its outstanding 2005 season come to an end.

"For me as a coach, to see these men grow up and see how each has improved (this year) has been a blessing to me," UT head coach Rod Delmonico said after the game. "This is the best year I've had as a coach. What this team has meant to me will be hard to top."

How could the Vols' 2005 campaign not be considered special? The club whose offensive ability was questioned by many entering the year ended up standing atop the final SEC statistical rankings in batting average, slugging percentage, on-base percentage, runs scored, hits, RBIs, doubles, triples, total bases and stolen bases.

In the final national college baseball rankings, the Vols turned in a consensus top-10 season. Three of the polls tabbed UT as the nation's No. 8 club at season's end, marking the school's highest final ranking since 2001.

## CWS Results

**Florida 6, Tennessee 4**  
**Arizona State 4, Tennessee 2**

Tennessee's Fourth All-Time Appearance in Omaha



### All-Tournament Team

- Catcher .....Taylor Teagarden, Texas
- First Base .....Jeff Larish, Arizona State
- Second Base.....Joey Hooft, Arizona State
- Third Base .....David Maroul, Texas
- Shortstop .....Seth Johnston, Texas
- Outfield .....Colin Curtis, Arizona State
- Outfield .....Travis Buck, Arizona State
- Outfield.....Andy Gerch, Nebraska
- Designated Hitter .....Will Crouch, Texas
- Pitcher .....Kyle McCulloch, Texas
- Pitcher .....J. Brent Cox, Texas

**Most Outstanding Player**  
David Maroul, Texas



1995



2005

## 2005 College World Series

Florida 6, Tennessee 4  
Jun 17, 2005

Tennessee	AB	R	H	RBI	BB	SO	PO	A
Alley cf	3	1	0	0	2	1	4	0
King ss	5	2	4	0	0	1	1	1
Arencibia c	4	0	0	1	1	1	5	0
Headley 3b	5	1	2	2	0	0	0	1
Iorg rf	4	0	0	1	0	1	3	0
Fitzgerald dh	4	0	1	0	1	2	0	0
Rivera 2b	4	0	0	0	1	1	4	6
Borbon lf	3	0	1	0	0	1	0	0
Edmundson ph	1	0	0	0	0	0	0	0
Beasley lf	0	0	0	0	0	0	0	0
Suarez 1b	3	0	0	0	1	0	6	2
Hochevar p	0	0	0	0	0	0	1	0
Watson p	0	0	0	0	0	0	0	0
<b>Totals</b>	<b>36</b>	<b>4</b>	<b>8</b>	<b>4</b>	<b>6</b>	<b>8</b>	<b>24</b>	<b>10</b>

Florida	AB	R	H	RBI	BB	SO	PO	A
Corsaletti cf	2	1	0	0	3	2	3	0
Davis 2b	5	0	0	1	0	0	6	2
LaPorta 1b	3	1	1	2	0	1	7	0
Jeroloman c	4	1	1	2	1	0	7	1
McArthur 3b	4	0	1	0	1	0	2	0
Gaski 3b	0	0	0	0	0	0	0	1
Leclerc rf	4	1	0	0	1	1	1	0
Dickey lf	3	0	2	0	2	1	0	0
Tordi ss	3	1	2	0	0	0	1	6
Barton dh	2	1	1	1	1	0	0	0
Horne p	0	0	0	0	0	0	0	0
Falkenbach p	0	0	0	0	0	0	0	0
Pete p	0	0	0	0	0	0	0	1
O'Day p	0	0	0	0	0	0	0	0
<b>Totals</b>	<b>30</b>	<b>6</b>	<b>8</b>	<b>6</b>	<b>9</b>	<b>5</b>	<b>27</b>	<b>12</b>

Tennessee 000 010 300-4 8 2  
 Florida 101 211 00x-6 8 3

E - Arcencibia(6); Suarez(4); Dickey(6); Tordi 2(10). DP - UF 1. LOB - Tennessee 12; UF 14. 2B - King(16); Tordi(10). HR - Headley(14); LaPorta(25); Jeroloman(8). HBP - LaPorta; Tordi. SH - Tordi(10). SF - Iorg(6); LaPorta(6); Barton(2). SB - Fitzgerald(6).

Tennessee	IP	H	R	ER	BB	SO
Luke Hochevar	6.0	8	6	4	5	3
Sean Watson	2.0	0	0	0	4	2

Florida	IP	H	R	ER	BB	S
Alan Horne	6.0	4	2	1	6	8
Connor Falkenbach	0.2	3	2	2	0	0
Mike Pete	2.0	1	0	0	0	0
Darren O'Day	0.1	0	0	0	0	0

Win - Horne (10-2). Loss - Hochevar (15-3). Save - O'Day (7). HBP - by Hochevar (LaPorta); by Hochevar (Tordi). Inherited runners/scored: Watson 1/0; Falkenbach 1/1; Pete 2/0; O'Day 1/0. Umpires - HP: Bill Davis 1B: David Wiley 2B: Andy Eaves 3B: Dan Mascorro. Start: 1:08 pm Time: 3:35 Attendance: 21546

Arizona State 4, Tennessee 2  
Jun 19, 2005

Arizona State	AB	R	H	RBI	BB	SO	PO	A
Larish 1b	3	0	0	0	2	1	13	0
Buck rf	5	0	4	1	0	0	4	0
Curtis lf	5	0	0	0	0	1	1	1
Gosewisch c	4	1	1	0	1	1	5	0
Zinicola dh	3	0	1	0	1	1	0	0
Laguna pr/dh	0	1	0	0	1	0	0	0
Hooft 3b	3	1	2	1	2	0	0	0
Persichina 2b	2	0	0	0	0	1	2	0
Landry ph	1	0	0	0	0	1	0	0
Dhaenens 2b	1	0	1	1	0	0	0	0
Sferra cf	2	1	0	1	0	0	1	0
Romine ss	4	0	0	0	0	2	0	0
Averill p	0	0	0	0	0	0	0	0
Bresnehan p	0	0	0	0	0	0	0	0
<b>Totals</b>	<b>33</b>	<b>4</b>	<b>9</b>	<b>4</b>	<b>7</b>	<b>8</b>	<b>27</b>	<b>10</b>

Tennessee	AB	R	H	RBI	BB	SO	PO	A
Alley cf	5	0	1	1	0	1	2	0
King ss	3	0	1	0	0	0	1	0
Arencibia c	5	1	1	1	0	2	8	0
Headley 3b	3	0	0	0	1	0	2	0
Iorg rf	4	0	2	0	0	0	3	0
Edmundson dh	3	0	1	0	0	1	0	0
Fitzgerald ph	1	0	1	0	0	0	0	0
Rivera 2b	4	0	2	0	0	0	1	0
Borbon lf	4	0	0	0	0	0	1	0
Beasley lf	0	0	0	0	0	0	0	0
Suarez 1b	4	1	1	0	0	0	9	0
Adkins p	0	0	0	0	0	0	0	0
Watson p	0	0	0	0	0	0	0	0
<b>Totals</b>	<b>36</b>	<b>2</b>	<b>10</b>	<b>2</b>	<b>1</b>	<b>4</b>	<b>27</b>	<b>10</b>

Arizona State 000 000 130-4 9 1  
 Tennessee 100 010 000-2 10 1

E - Dhaenens(12); Headley(18). DP - ASU 1. LOB - ASU 11; Tennessee 10. 2B - Hooft(9); Dhaenens(5); Alley(19); King(17); Rivera(12); Suarez(13). HR - Arcencibia(14). HBP - Sferra; King. SH - King(11). SF - Sferra(2). SB - Buck(27); Hooft(13); Alley(25); King(19). CS - Buck(9); Hooft(7).

Arizona State	IP	H	R	ER	BB	SO
Erik Averill	5.2	8	2	2	1	3
Pat Bresnehan	3.1	2	0	0	0	1

Tennessee	IP	H	R	ER	BB	SO
James Adkins	7.1	8	4	4	5	8
Sean Watson	1.2	1	0	0	2	0

Win - Bresnehan (5-4). Loss - Adkins (10-5). Save - None. WP - Adkins(6). HBP - by Averill (King); by Adkins (Sferra). Inherited runners/scored: Bresnehan 1/0; Watson 1/0. Umpires - HP: Andy Eaves 1B: Dan Mascorro 2B: Bill Davis 3B: Steve Manders. Start: 1:07 pm Time: 3:27 Attendance: 26813

## Images from Omaha




# Vols in the Draft

2001




1994



Chris Burke



R.A. Dickey



Mike DiFelice

2005 (5)		
Name	Team	Round
Eli Iorg, OF	Houston Astros	1st (Comp A-38th)
Luke Hochevar, RHP	Los Angeles Dodgers	1st (Comp A-40th)
Chase Headley, 3B	San Diego	2nd
Josh Alley, OF	San Diego	10th
Eric King, SS	Houston Astros	13th
Chris Howell, RHP	Los Angeles Angels of Anaheim	Free Agent

2004 (5)		
Name	Team	Round
Derek Tharpe, LHP	Oakland Athletics	6th
Scot Drukker, RHP	Oakland Athletics	13th
*Eli Iorg, OF	Chicago Cubs	14th
Brian Cleveland, SS	Florida Marlins	16th
Patrick Hicklen, RHP	Kansas City Royals	16th
Beau Massey, RHP	Richmond Roosters	Independent

2003 (4)		
Name	Team	Round
Javi Herrera, C	Cleveland Indians	2nd
Jordan Czarniecki, OF	Colorado Rockies	25th
Walter Sevilla, 2B	Kansas City Royals	34th
*Brian Cleveland, SS	Chicago Cubs	49th
Casey Eisemann, RHP	Chicago Cubs	Free agent

2002 (1)		
Name	Team	Round
Jeffery Terrell, LHP	Toronto Blue Jays	31st
Hal Bibee Jr., C	Colorado Rockies	Free agent

2001 (7)		
Name	Team	Round
Chris Burke, INF	Houston Astros	1st (10th)
Wyatt Allen, RHP	Chicago White Sox	1st (39th)
Jeff Christensen, OF	New York Yankees	5th
Stevie Daniel, INF	Chicago White Sox	6th
Justin Parker, LHP	Atlanta Braves	18th
Brian Gates, RHP	Minnesota Twins	28th
Kris Bennett, 3B	Philadelphia Phillies	30th

2000 (2)		
Name	Team	Round
Jamie Bennett, LHP	Philadelphia Phillies	22nd
John Massey, C	Arizona Diamondbacks	31st
Marlyn Tisdale, RHP	Cincinnati Reds	Free Agent
Jeff Baumtrog, OF	Greenville Bluesmen	Independent
Brad Love, LHP	Greenville Bluesmen	Independent

1999 (1)		
Name	Team	Round
*Marlyn Tisdale, RHP	Cincinnati Reds	44th
Donnie Ross, 1B	Kansas City Royals	Free agent

1998 (5)		
Name	Team	Round
Luke Hudson, RHP	Colorado Rockies	4th
Jeff Pickler, 2B	Milwaukee Brewers	11th
Justin Ross, OF	Anaheim Angels	16th
Travis Copley, C	Cincinnati Reds	23rd
Eduardo Figueroa, 1B	Milwaukee Brewers	29th
Sonny Cortez, OF	Pittsburgh Pirates	Free agent
Jason Evans, C	Tennessee Tomahawks	Independent

1997 (2)		
Name	Team	Round
Clay Greene, OF	San Francisco Giants	31st
Michael Cosgrove, RHP	Minnesota Twins	31st
Travis Brummitt, RHP	Atlanta Braves	Free agent
Ken Folkers, 3B	Toronto Blue Jays	Free agent
Joe Abell, LHP	Springfield Capitals	Independent
Baker Moore, SS	Springfield Capitals	Independent

1996 (7)		
Name	Team	Round
R.A. Dickey, RHP	Texas Rangers	1st (18th)
Ryan Meyers, RHP	Toronto Blue Jays	12th
Mike Lincoln, RHP	Minnesota Twins	13th
Augie Ojeda, SS	Baltimore Orioles	13th
*John Alkire, RHP	Atlanta Braves	14th
Scott Schroeffel, RHP	Colorado Rockies	15th
*Jim Fritz, C	Los Angeles Dodgers	37th

1995 (3)		
Name	Team	Round
Todd Helton, 1B	Colorado Rockies	1st (8th)
Matt Whitley, INF	Colorado Rockies	26th
Scott Vieira, 3B	Chicago Cubs	28th
John Darlington, RHP	Boston Red Sox	Free agent
Bryce Christensen, OF	Boston Red Sox	Free agent

1994 (6)		
Name	Team	Round
Bubba Trammell, OF	Detroit Tigers	11th
James Northeimer, C	Philadelphia Phillies	15th
Allan Parker, SS	California Angels	17th
Chris Freeman, RHP	Toronto Blue Jays	18th
Steve Soper, 2B	Toronto Blue Jays	31st
Bronson Heflin, RHP	Philadelphia Phillies	35th

1993 (3)		
Name	Team	Round
Jeff Foster, 3B	Montreal Expos	6th
Pete Harvell, LHP	Cincinnati Reds	8th
*Chris Freeman, RHP	Toronto Blue Jays	14th
Barry Woods, RHP	Pioneer League	Free agent

1992 (8)		
Name	Team	Round
Doug Hecker, 1B	Boston Red Sox	3rd
Chris Kelley, RHP	Texas Rangers	18th
Richard King, RHP	Oakland Athletics	18th
Tom Heming, LHP	Kansas City Royals	20th
Paul Fletcher, LHP	Kansas City Royals	24th
Coleman Smith, OF	Chicago Cubs	31st
Jose Vazquez, OF	St. Louis Cardinals	42nd
Randy MacNeill, RHP	Milwaukee Brewers	50th

## Vols in Professional Baseball (since 1961)

Below is a list of former Vols who played at some level of professional baseball following their collegiate careers at the University of Tennessee. Information was gathered from all available resources. Players are listed by the first year they played professionally with an independent team or major league organization.

Year	Player, Position, Organization
1961	Gene Etter, 2B, Chicago (NL)
1963	Steve Longley, 2B, Cincinnati
	George Shuford, C, Baltimore
1964	Ken Hudgens, 2B, Philadelphia
1965	Bill Ferrell, P, Minnesota
1968	Larry Mansfield, 1B, Houston
1970	Rudy Kinard, SS, St. Louis
	Jimmy Lee, P, Chicago (AL)
1971	Sam Ewing, OF, Toronto
	Phil Garner, 2B, Houston
1972	Stuart Driscoll, 2B, Cleveland
1973	Joe O'Brien, P, Philadelphia
	Bobby Tucker, OF, Chicago (AL)
1974	Cubb Stokes, 1B, Philadelphia
1976	Mark Batchko, C, Minnesota
	Rick Honeycutt, P, Los Angeles
	Mike Smithson, P, Minnesota
1978	Bill Aldridge, P, Atlanta

1980	Chuck Barclift, OF, Kansas City
	Randy McDaniel, 2B, New York
1982	Teddy Carson, P, St. Louis
	Greg Geren, OF, New York (NL)
1983	Curt Cornwell, OF, Detroit
1984	Alan Cockrell, OF, San Francisco
	Rich Rodriguez, P, New York (NL)
1985	Steve Searcy, P, Detroit
	Pat Sullivan, C, Toronto
1986	Rich DeLucia, P, Oakland
	Bobby Gaylor, 3B, Montreal
	Jeff Glover, P, Oakland
	Joey Seaver, P, Milwaukee
1987	Billy Paul Carver, C, Houston
	Dan Eskew, P, Oakland
	Joel Smith, OF, Oakland
1988	Ron Morton, P, San Diego
	Greg Roth, 2B, Chicago (AL)
1989	Robert Gaddy, P, Philadelphia

1990	Allen Halliday, P, Atlanta
	Mark McClain, P, Cincinnati
	Danny Ramirez, SS, New York (NL)
	Chris Snyder, P, Atlanta
1991	Mike Basse, OF, Milwaukee
	Greg Brown, OF, Milwaukee
	Mike DiFelice, C, St. Louis
	David Hayden, SS, Philadelphia
	Raymond Jackson, OF, San Francisco
	Joe Randa, 3B, Kansas City
	Mark Tranbarger, P, St. Louis
1992	Paul Fletcher, P, Kansas City
	Doug Hecker, 1B, Boston
	Tom Heming, P, Kansas City
	Chris Kelley, P, Texas
	Richard King, P, Oakland
	Randy MacNeill, P, Milwaukee
	Coleman Smith, OF, Chicago (NL)
	Jose Vazquez, OF, St. Louis

1993	Jeff Foster, 3B, Montreal
	Pete Harvell, P, Cincinnati
	Barry Woods, P, Pioneer League
1994	Chris Freeman, P, Toronto
	Bronson Heflin, P, Philadelphia
	James Northeimer, C, Philadelphia
	Allan Parker, SS, California
	Steve Soper, 2B, Toronto
	Bubba Trammell, OF, Detroit
1995	Bryce Christensen, OF, Boston
	John Darlington, P, Boston
	Todd Helton, 1B, Colorado
	Scott Vieira, 3B, Chicago (NL)
	Matt Whitley, INF, Colorado
1996	R.A. Dickey, P, Texas
	Mike Lincoln, P, Minnesota
	Ryan Meyers, P, Toronto
	Augie Ojeda, SS, Baltimore
	Scott Schroeffel, P, Colorado



1995



2005

# Vols in the Draft

1991 (7)		
Name	Team	Round
David Hayden, SS	Philadelphia Phillies	8th
Mike DiFelice, C	St. Louis Cardinals	11th
Joe Randa, 3B	Kansas City Royals	11th
Raymond Jackson, OF	San Francisco Giants	14th
Mike Basse, OF	Milwaukee Brewers	19th
Greg Brown, RHP	Philadelphia Phillies	21st
*Chris Kelley, RHP	San Francisco Giants	47th
Mark Tranbarger, RHP	St. Louis Cardinals	Free agent

1990 (2)		
Name	Team	Round
Danny Ramirez, SS	New York Mets	21st
Mark McClain, RHP	Cincinnati Reds	33rd
Chris Snyder, RHP	Atlanta Braves	Free agent
Allen Halliday, RHP	Atlanta Braves	Free agent

1989 (1)		
Name	Team	Round
Robert Gaddy, LHP	Philadelphia Phillies	41st

1988 (2)		
Name	Team	Round
Dan Eskew, RHP	Oakland Athletics	6th
Greg McMichael, RHP	Cleveland Indians	7th

1987 (3)		
Name	Team	Round
Billy Paul Carver, C	Houston Astros	6th
Joel Smith, OF	Oakland Athletics	7th
*Dan Eskew, RHP	Cleveland Indians	18th

1986 (4)		
Name	Team	Round
	<i>June Regular Phase</i>	
Jeff Glover, RHP	Oakland Athletics	5th
Rich DeLucia, RHP	Seattle Mariners	6th
Joey Seaver, LHP	Milwaukee Brewers	17th
Bobby Gaylor, INF	Montreal Expos	24th

1985 (3)		
Name	Team	Round
	<i>June Regular Phase</i>	
Steve Searcy, LHP	Detroit Tigers	3rd
Pat Sullivan, C	Toronto Blue Jays	31st
	<i>June Secondary Phase</i>	
*Joey Seaver, LHP	Baltimore Orioles	4th

1984 (2)		
Name	Team	Round
	<i>June Regular Phase</i>	
Alan Cockrell, OF	San Francisco Giants	1st (9th)
Rich Rodriguez, LHP	New York Mets	9th

1982 (1)		
Name	Team	Round
Teddy Carson, RHP	<i>June Regular Phase</i> St. Louis Cardinals	17th

1980 (1)		
Name	Team	Round
Randy McDaniel, RHP	<i>June Regular Phase</i> New York Yankees	28th

1978 (1)		
Name	Team	Round
Bill Aldridge, RHP	<i>June Regular Phase</i> Atlanta Braves	15th

1976 (3)		
Name	Team	Round
	<i>June Regular Phase</i>	
Mike Smithson, RHP	Boston Red Sox	5th
Rick Honeycutt, LHP	Pittsburgh Pirates	17th
	<i>January Secondary Phase</i>	
*Condredge Holloway, SS	Atlanta Braves	4th

1975 (3)		
Name	Team	Round
	<i>January Regular Phase</i>	
Cubb Stokes, 1B	Philadelphia Phillies	7th
	<i>June Regular Phase</i>	
*Randy Wallace, OF	Chicago Cubs	3rd
*Condredge Holloway, SS	Atlanta Braves	10th

1973 (2)		
Name	Team	Round
	<i>June Regular Phase</i>	
Bobby Tucker, OF	Chicago White Sox	15th
Joe O'Brien, RHP	Philadelphia Phillies	22nd


1971 (4)		
Name	Team	Round
	<i>January Secondary Phase</i>	
Phil Garner, INF	Oakland Athletics	1st (3rd)
Sam Ewing, OF/1B	Chicago White Sox	1st (5th)
*Rudy Kinnard, 2B	San Francisco Giants	2nd

1970 (2)		
Name	Team	Round
	<i>June Regular Phase</i>	
*Phil Garner, INF	Montreal Expos	8th
	<i>June Secondary Phase</i>	
*Sam Ewing, OF	Montreal Expos	1st (5th)


1968 (1)		
Name	Team	Round
Larry Mansfield, 1B	<i>June Regular Phase</i> Houston Astros	4th

1965 (2)		
Name	Team	Round
	<i>June Regular Phase</i>	
Bill Ferrell, RHP	Minnesota Twins	12th
*Malcolm Petty, RHP	New York Mets	24th

\*Denotes player did not sign  
Source: Baseball America



Todd Helton



Luke Hudson



Joe Randa

1997	Joe Abell, P, Springfield Capitals
	Travis Brummitt, P, Atlanta
	Michael Cosgrove, P, Minnesota
	Ken Folkers, P, Toronto
	Clay Greene, OF, San Francisco
	Baker Moore, SS, Springfield Capitals
1998	Travis Copley, C, Cincinnati
	Sonny Cortez, OF, Pittsburgh
	Jason Evans, C, Tennessee Tomahawks
	Eduardo Figueroa, 1B, Milwaukee
	Luke Hudson, P, Colorado
	Jeff Pickler, 2B, Milwaukee
1999	Landon Hessler, P, Johnstown Johnnies
	Donnie Ross, 3B, Kansas City
2000	Jeff Baumtrog, OF, Greenville Bluesmen
	Jamie Bennett, P, Philadelphia
	Brad Love, P, Greenville Bluesmen
	John Massey, C, Arizona
	Mark Schlosser, 3B, Sioux Falls Canaries
	Marlyn Tisdale, P, Cincinnati
2001	Wyatt Allen, P, Chicago (AL)

	Kris Bennett, 3B, Philadelphia
	Chris Burke, SS, Houston
	Jeff Christensen, OF, New York (AL)
	Stevie Daniel, 2B, Chicago (AL)
2002	Brian Gates, P, Minnesota
	Jeffery Terrell, P, Toronto
	Hal Bibebe Jr., C, Colorado
2003	Casey Eisemann, P, Chicago (NL)
	Jordan Czarniecki, OF, Colorado
	Walter Sevilla, 2B, Kansas City
	Javi Herrera, C, Cleveland
2004	Brian Cleveland, SS, Florida
	Scot Drucker, P, Oakland
	Patrick Hicklen, P, Kansas City
	Derek Tharpe, P, Oakland
2005	Josh Alley, OF, San Diego
	Chase Headley, 3B, San Diego
	Luke Hochevar, P, Los Angeles (NL)
	Eli Iorg, OF, Houston
	Eric King, SS, Houston
	Chris Howell, P, Los Angeles (AL)

## Tennessee's First-Round Draft Picks

Name, Pos.	Year	Organization (Overall)
Eli Iorg, OF	2005	Houston Astros (38th)
Luke Hochevar, RHP	2005	Los Angeles Dodgers (40th)
Chris Burke, SS	2001	Houston Astros (10th)
Wyatt Allen, RHP	2001	Chicago White Sox (39th)
R.A. Dickey, RHP	1996	Texas Rangers (18th)
Todd Helton, 1B	1995	Colorado Rockies (8th)
Alan Cockrell, OF	1984	San Francisco Giants (9th)
Sam Ewing, OF	1971	Chicago White Sox (4th)
Phil Garner, INF	1971	Oakland Athletics (2nd)
*Sam Ewing, OF	1970	Montreal Expos (5th)

### Draft Numbers By Rounds

Rounds 1-10:	38
Rounds 11-19:	31
Rounds 20-29:	15
Rounds 30-39:	12
Rounds 40+:	6
Free Agents:	14
Independent Ball:	5

# Major League Vols

2001



1994



Complete statistics of former Tennessee Volunteers who played in the major leagues:

## Ed Bailey, L-R, 6-2, 205 (C-1B-OF)

All-Star: 1956, 1957, 1960 (2) (Cincinnati); 1961 (2), 1963 (San Francisco)

(2) indicates selected to squad for second game

World Series: 1962 (San Francisco)

Year	Team	G	AVG	AB	R	H	2B	3B	HR	RBI	BB	SO	SB
1953	Cincinnati	2	.375	8	1	3	1	0	0	1	1	3	0
1954	Cincinnati	73	.197	183	21	36	2	3	9	20	35	34	1
1955	Cincinnati	21	.205	39	3	8	1	1	1	4	4	10	0
1956	Cincinnati	118	.300	383	59	115	8	2	28	75	52	50	2
1957	Cincinnati	122	.261	391	54	102	15	2	20	48	73	69	5
1958	Cincinnati	112	.250	360	39	90	23	1	11	59	47	61	2
1959	Cincinnati	121	.264	379	43	100	13	0	12	40	62	53	2
1960	Cincinnati	133	.261	441	52	115	19	3	13	67	59	70	1
1961	Cincinnati	12	.302	43	4	13	4	0	0	2	3	5	0
	San Francisco	107	.238	340	39	81	9	1	13	51	42	41	1
1962	San Francisco	96	.232	254	32	59	9	1	17	45	42	42	1
1963	San Francisco	105	.263	308	41	81	8	0	21	68	50	64	0
1964	Milwaukee	95	.346	271	30	71	10	1	5	34	34	39	2
1965	San Francisco	24	.107	28	1	3	0	0	0	3	6	7	0
	Chicago (NL)	66	.253	150	13	38	6	0	5	23	34	28	0
1966	California	5	.000	3	0	0	0	0	0	0	1	1	0
<b>Totals</b>	<b>14 years</b>	<b>1212</b>	<b>.256</b>	<b>3581</b>	<b>432</b>	<b>915</b>	<b>128</b>	<b>15</b>	<b>155</b>	<b>540</b>	<b>545</b>	<b>577</b>	<b>17</b>

## Tommy Bridges, R-R, 5-11, 155 (RHP)

World Series: 1934, 1935 (Detroit)

Year	Team	W-L	ERA	G	GS	SV	IP	H	R	ER	BB	SO
1930	Detroit	3-2	4.06	8	5	0	37.2	28	18	17	23	17
1931	Detroit	8-16	4.99	35	23	0	173.0	182	120	96	108	105
1932	Detroit	14-12	3.36	34	26	1	201.0	174	95	75	119	108
1933	Detroit	14-12	3.09	33	28	2	233.0	192	102	80	110	120
1934	Detroit	22-11	3.67	36	35	1	275.0	249	117	112	104	151
1935	Detroit	21-10	3.51	36	34	1	274.1	277	129	107	113	163
1936	Detroit	23-11	3.60	39	38	0	294.2	289	141	118	115	175
1937	Detroit	15-12	4.07	34	31	0	245.1	267	129	111	91	138
1938	Detroit	13-9	4.59	25	20	1	151.0	171	83	77	58	101
1939	Detroit	17-7	3.50	29	26	2	198.0	186	87	77	61	129
1940	Detroit	12-9	3.37	29	28	0	197.2	171	89	74	88	133
1941	Detroit	9-12	3.41	25	22	0	147.2	128	66	56	70	90
1942	Detroit	9-7	2.74	23	22	1	174.0	164	66	53	61	97
1943	Detroit	12-7	2.39	25	22	0	191.2	159	57	51	61	124
1945	Detroit	1-0	3.27	4	1	0	11.0	14	6	4	2	6
1946	Detroit	1-1	5.91	9	1	1	21.1	24	16	14	8	17
<b>Totals</b>	<b>16 years</b>	<b>194-138</b>	<b>3.57</b>	<b>424</b>	<b>362</b>	<b>10</b>	<b>2826.1</b>	<b>2675</b>	<b>1321</b>	<b>1122</b>	<b>1192</b>	<b>1674</b>

## Chris Burke, R-R, 5-11, 180 (2B)

World Series: 2005 (Houston)

Year	Team	G	AVG	AB	R	H	2B	3B	HR	RBI	BB	SO	SB
2004	Houston	17	.059	17	2	1	0	0	0	0	3	3	0
2005	Houston	108	.248	318	49	79	19	2	5	26	23	62	11
<b>Totals</b>	<b>2 years</b>	<b>125</b>	<b>.239</b>	<b>335</b>	<b>51</b>	<b>80</b>	<b>19</b>	<b>2</b>	<b>5</b>	<b>26</b>	<b>26</b>	<b>65</b>	<b>11</b>

## Frank Callaway, R-R, 6-0, 170 (2B-SS-3B)

Year	Team	G	AVG	AB	R	H	2B	3B	HR	RBI	BB	SO	SB
1921	Philadelphia	14	.240	50	7	12	1	1	0	4	2	11	1
1922	Philadelphia	29	.271	48	5	13	0	2	0	4	0	13	0
<b>Totals</b>	<b>2 years</b>	<b>43</b>	<b>.255</b>	<b>98</b>	<b>12</b>	<b>25</b>	<b>1</b>	<b>3</b>	<b>0</b>	<b>8</b>	<b>2</b>	<b>24</b>	<b>1</b>

## Ben Cantwell, R-R, 6-1, 168 (RHP)

Year	Team	W-L	ERA	G	GS	SV	IP	H	R	ER	BB	SO
1927	NY Giants	1-1	4.12	5	2	0	19.2	26	9	9	2	6
1928	NY Giants	1-0	4.42	7	1	1	18.1	20	10	9	4	0
	Boston (NL)	3-3	5.10	22	9	0	90.0	112	63	51	36	18
1929	Boston (NL)	4-13	4.47	27	20	2	157.0	171	98	78	52	25
1930	Boston (NL)	9-15	4.88	31	21	2	173.1	213	99	94	45	43
1931	Boston (NL)	7-9	3.63	33	16	2	156.1	160	73	63	34	32
1932	Boston (NL)	13-11	2.96	37	9	5	146.0	133	56	48	33	33
1933	Boston (NL)	20-10	2.62	40	29	2	254.2	242	89	7	54	57
1934	Boston (NL)	5-11	4.33	27	19	5	143.1	163	88	69	34	45
1935	Boston (NL)	4-25	4.61	39	24	0	210.2	235	117	108	44	34
1936	Boston (NL)	9-9	3.04	34	12	2	133.1	127	55	45	35	42
1937	NY Giants	1-0	9.00	1	1	0	4.0	6	4	4	1	1
	Brooklyn	0-0	4.61	13	0	0	27.1	32	17	14	8	12
<b>Totals</b>	<b>11 years</b>	<b>76-108</b>	<b>3.90</b>	<b>316</b>	<b>163</b>	<b>21</b>	<b>1534.0</b>	<b>1640</b>	<b>778</b>	<b>666</b>	<b>382</b>	<b>348</b>

## Alan Cockrell, R-R, 6-2, 210 (OF)

Year	Team	G	AVG	AB	R	H	2B	3B	HR	RBI	BB	SO	SB
1996	Colorado	9	.250	8	0	2	1	0	0	2	0	4	0

## Hank DeBerry, R-R, 5-11, 195 (C)

Year	Team	G	AVG	AB	R	H	2B	3B	HR	RBI	BB	SO	SB
1916	Cleveland	15	.273	33	7	9	4	0	0	4	6	9	0
1917	Cleveland	25	.273	33	3	9	2	0	0	1	2	7	0
1922	Brooklyn	85	.301	259	29	78	10	1	3	35	20	9	4
1923	Brooklyn	78	.285	235	21	67	11	6	1	48	20	12	2
1924	Brooklyn	77	.243	218	20	53	10	3	3	26	20	21	0
1925	Brooklyn	67	.259	193	26	50	8	1	2	24	16	8	2
1926	Brooklyn	48	.287	115	6	33	11	0	0	13	8	5	0
1927	Brooklyn	68	.234	201	15	47	3	2	1	21	17	8	1
1928	Brooklyn	82	.252	258	19	65	8	2	0	23	18	15	3
1929	Brooklyn	68	.262	210	13	55	11	1	1	25	17	15	1
1930	Brooklyn	35	.295	95	11	28	3	0	0	14	4	10	0
<b>Totals</b>	<b>11 years</b>	<b>648</b>	<b>.267</b>	<b>1850</b>	<b>170</b>	<b>494</b>	<b>81</b>	<b>16</b>	<b>11</b>	<b>234</b>	<b>148</b>	<b>119</b>	<b>13</b>

## Rich DeLucia, R-R, 6-0, 185 (RHP)

Year	Team	W-L	ERA	G	GS	SV	IP	H	R	ER	BB	SO
1990	Seattle	1-2	2.00	5	5	0	36.0	30	9	8	9	20
1991	Seattle	12-13	5.09	32	31	0	182.0	176	107	103	78	98
1992	Seattle	3-6	5.49	30	11	1	83.2	100	55	51	35	66
1993	Seattle	3-6	4.64	30	1	0	42.2	46	24	22	23	48
1994	Cincinnati	0-0	4.22	8	0	0	10.2	9	6	5	5	15
1995	St. Louis	8-7	3.39	56	1	0	82.1	63	38	31	36	76
1996	San Francisco	3-6	5.84	56	0	0	61.2	62	44	40	31	55
1997	San Francisco	0-0	10.80	3	0	0	1.2	6	3	2	0	2
	Anaheim	6-4	3.61	33	0	3	42.1	29	18	17	27	42
1998	Anaheim	2-6	4.27	61	0	3	71.2	56	36	34	46	73
1999	Cleveland	0-1	6.75	6	0	0	9.1	13	7	7	9	7
<b>Totals</b>	<b>10 years</b>	<b>38-51</b>	<b>4.62</b>	<b>320</b>	<b>49</b>	<b>7</b>	<b>624.0</b>	<b>590</b>	<b>347</b>	<b>320</b>	<b>299</b>	<b>502</b>

## R.A. Dickey, R-R, 6-3, 195 (RHP)

Year	Team	W-L	ERA	G	GS	SV	IP	H	R	ER	BB	SO
2001	Texas	0-1	6.75	4	0	0	12.0	13	9	9	7	4
2003	Texas	9-8	5.09	38	13	1	116.2	135	68	66	38	94




1995



2005

## Major League Vols



Former Volunteer Todd Helton was named to five straight NL All-Star teams from 2000-04.  
Photo courtesy: Ryan McKee/Rich Clarkson and Associates

**Mike DiFelice, R-R, 6-2, 205 (C)**

Year	Team	G	AVG	AB	R	H	2B	3B	HR	RBI	BB	SO	SB
1996	St. Louis	4	.286	7	0	2	1	0	0	2	0	1	0
1997	St. Louis	93	.238	260	16	62	10	1	4	30	19	61	1
1998	Tampa Bay	84	.230	248	17	57	12	3	3	23	15	56	0
1999	Tampa Bay	51	.307	179	21	55	11	0	6	27	8	23	0
2000	Tampa Bay	60	.240	204	23	49	13	1	6	19	12	40	0
2001	Tampa Bay	48	.208	149	13	31	5	1	2	9	8	39	1
	Arizona	12	.048	21	1	1	0	0	0	1	0	10	0
2002	St. Louis	70	.230	174	17	40	11	0	4	19	17	42	0
2003	Kansas City	62	.254	189	29	48	16	1	3	25	9	30	1
2004	Chicago (NL)	4	.000	3	0	0	0	0	0	0	0	1	0
	Detroit	13	.136	22	3	3	0	1	0	2	3	3	0
2005	NY Mets	11	.118	17	0	2	0	0	0	0	2	5	0
<b>Totals</b>	<b>10 years</b>	<b>512</b>	<b>.238</b>	<b>1473</b>	<b>140</b>	<b>350</b>	<b>79</b>	<b>8</b>	<b>28</b>	<b>157</b>	<b>93</b>	<b>311</b>	<b>3</b>

**Sam Ewing, L-L, 6-3, 200 (OF-1B)**

Year	Team	G	AVG	AB	R	H	2B	3B	HR	RBI	BB	SO	SB
1973	Chicago (AL)	11	.150	20	1	3	1	0	0	2	2	6	0
1976	Chicago (AL)	19	.220	41	3	9	2	1	0	2	2	8	0
1977	Toronto	97	.287	244	24	70	8	2	4	34	19	42	1
1978	Toronto	40	.179	56	3	10	0	0	2	9	5	9	0
<b>Totals</b>	<b>4 years</b>	<b>167</b>	<b>.255</b>	<b>361</b>	<b>31</b>	<b>92</b>	<b>11</b>	<b>3</b>	<b>6</b>	<b>47</b>	<b>28</b>	<b>65</b>	<b>1</b>

**Phil Garner, R-R, 5-10, 177 (2B-SS-3B)**

All-Star: 1976 (Oakland); 1980, 1981 (Pittsburgh)

World Series: 1979 (Pittsburgh)

Year	Team	G	AVG	AB	R	H	2B	3B	HR	RBI	BB	SO	SB
1973	Oakland	9	.000	5	0	0	0	0	0	0	0	3	0
1974	Oakland	30	.179	28	4	5	1	0	0	1	1	5	1
1975	Oakland	160	.246	488	46	120	21	5	6	54	30	65	4
1976	Oakland	159	.261	555	54	145	29	12	8	74	36	71	35
1977	Pittsburgh	153	.260	585	99	152	35	10	17	77	55	65	32
1978	Pittsburgh	154	.261	528	66	138	25	9	10	66	66	71	27
1979	Pittsburgh	150	.293	549	76	161	32	8	11	59	55	74	17
1980	Pittsburgh	151	.259	548	62	142	27	6	5	58	46	53	32
1981	Pittsburgh	56	.254	181	22	46	6	2	1	20	21	21	4
	Houston	31	.239	113	13	27	3	1	0	6	15	11	6
1982	Houston	155	.274	588	65	161	33	8	13	83	40	92	24
1983	Houston	154	.238	567	76	135	24	2	14	79	63	84	18
1984	Houston	128	.278	374	60	104	17	6	4	45	43	63	3
1985	Houston	135	.268	463	65	124	23	10	6	51	34	72	4
1986	Houston	107	.265	313	43	83	14	3	9	41	30	45	12
1987	Houston	43	.223	112	15	25	5	0	3	15	8	20	1
	Los Angeles	70	.190	126	14	24	4	2	2	8	20	24	5
1988	San Francisco	15	.154	13	0	2	0	0	0	1	1	3	0
<b>Totals</b>	<b>16 years</b>	<b>1860</b>	<b>.260</b>	<b>6136</b>	<b>780</b>	<b>1594</b>	<b>299</b>	<b>82</b>	<b>109</b>	<b>738</b>	<b>564</b>	<b>842</b>	<b>225</b>

**Phil Garner, Manager**

World Series: 2005 (Houston)

Year	Team	W-L	Pct.	Pos.	League	Division
1992	Milwaukee	92-70	.568	2nd	American	East
1993	Milwaukee	69-93	.425	7th	American	East
1994	Milwaukee	53-62	.461	5th	American	Central
1995	Milwaukee	65-79	.451	4th	American	Central
1996	Milwaukee	80-82	.494	3rd	American	Central
1997	Milwaukee	78-83	.484	3rd	American	Central
1998	Milwaukee	74-88	.457	5th	National	Central
1999	Milwaukee	52-60	.464	5th	National	Central
2000	Detroit	79-83	.488	3rd	American	Central
2001	Detroit	66-96	.407	4th	American	Central
2002	Detroit	0-6	.000	--	American	Central
2004	Houston	48-26	.649	2nd	National	Central
2005	Houston	89-73	.549	2nd	National	Central
<b>Totals</b>	<b>13 years</b>	<b>845-901</b>	<b>.484</b>			

**Bronson Heflin, R-R, 6-3, 195 (RHP)**

Year	Team	W-L	ERA	G	GS	SV	IP	H	R	ER	BB	SO
1996	Philadelphia	0-0	6.75	3	0	0	6.2	11	7	5	3	4

**Todd Helton, L-L, 6-2, 205 (1B)**

All-Star: 2000, 2001, 2002, 2003, 2004 (Colorado)

Gold Glove: 2001, 2002, 2004 (Colorado)

Year	Team	G	AVG	AB	R	H	2B	3B	HR	RBI	BB	SO	SB
1997	Colorado	35	.280	93	13	26	2	1	5	11	8	11	0
1998	Colorado	152	.315	530	78	167	37	1	25	98	53	54	3
1999	Colorado	159	.320	578	114	185	39	5	35	113	68	77	7
2000	Colorado	160	.372	580	138	216	59	2	42	147	103	61	5
2001	Colorado	159	.336	587	132	197	54	2	49	146	98	107	7
2002	Colorado	156	.329	553	107	182	39	4	30	109	99	91	5
2003	Colorado	160	.358	583	135	209	49	5	33	117	111	72	0
2004	Colorado	154	.347	547	115	190	49	2	32	96	127	72	3
2005	Colorado	144	.320	509	92	163	45	2	20	79	106	80	3
<b>Totals</b>	<b>9 years</b>	<b>1279</b>	<b>.337</b>	<b>4560</b>	<b>924</b>	<b>1535</b>	<b>373</b>	<b>24</b>	<b>271</b>	<b>915</b>	<b>773</b>	<b>622</b>	<b>33</b>

## Major League Vols by Franchise

**New York Yankees**

Rick Honeycutt 1995  
Bubba Trammel 2003

**Oakland Athletics**

Phil Garner 1973-76  
Rick Honeycutt 1987-93, 95  
Greg McMichael 1999

**Philadelphia Phillies**

Frank Callaway 1921-22  
Bronson Heflin 1996  
Steve Searcy 1991-92

**Pittsburgh Pirates**

Phil Garner 1977-81  
Mike Lincoln 2001-03  
Tommy O'Brien 1943-45  
Joe Randa 1997  
Don Williams 1958-59

**San Diego Padres**

Joe Randa 2005  
Rich Rodriguez 1990-93  
Bubba Trammel 2001-02

**San Francisco Giants\***

Ed Bailey 1961-63, 65  
Ben Cantwell\* 1927-28, 37  
Rich DeLucia 1996-97  
Phil Garner 1988  
Rich Rodriguez 1997-99  
Sammy Strang\* 1901, 05-08

**Seattle Mariners**

Rich DeLucia 1990-93  
Rick Honeycutt 1977-80

**St. Louis Cardinals**

Rich DeLucia 1995  
Mike DiFelice 1996-97, 2002  
Rick Honeycutt 1996-97  
Mike Lincoln 2004  
Charlie Moran 1903  
Rich Rodriguez 1994-95

**Tampa Bay Devil Rays**

Mike DiFelice 1998-2001  
Bubba Trammel 1998-2000

**Texas Rangers**

R.A. Dickey 2001, 03-05  
Rick Honeycutt 1981-83, 94  
Rich Rodriguez 2002  
Mike Smithson 1982-83

**Toronto Blue Jays**

Sam Ewing 1977-78

**Louisville Colonels**

Sammy Strang 1896

**St. Louis Browns**

Bill McAllester 1913

**Washington Senators**

Joe McClain 1961-62  
Tommy O'Brien 1950

\*The Atlanta Braves were the Boston Braves from 1871-1952 and the Milwaukee Braves from 1953-65.

\*The Los Angeles Angels of Anaheim were the California Angels from 1965-96 and the Anaheim Angels from 1997-2004.

\*The Los Angeles Dodgers were the Brooklyn Dodgers from 1884-1957.

\*The San Francisco Giants were the New York Gothams from 1883-85 and the New York Giants from 1886-1957.

# Major League Vols



## Rick Honeycutt, L-L, 5-11, 190 (LHP)

All-Star: 1980 (Seattle); 1983 (Texas)  
World Series: 1989, 1990 (Oakland)

Year	Team	W-L	ERA	G	GS	SV	IP	H	R	ER	BB	SO
1977	Seattle	0-1	4.34	10	3	0	29.0	26	16	14	11	17
1978	Seattle	5-11	4.89	26	24	0	134.1	150	81	73	49	50
1979	Seattle	11-12	4.04	33	28	0	194.0	201	103	87	67	83
1980	Seattle	10-17	3.94	30	30	0	203.1	221	99	89	60	79
1981	Texas	11-6	3.31	20	20	0	127.2	120	49	47	17	40
1982	Texas	5-17	5.27	30	26	0	164.0	201	103	96	54	64
1983	Texas	14-8	2.42	25	25	0	174.2	168	59	47	37	56
	Los Angeles	2-3	5.77	9	7	0	39.0	46	26	25	13	18
1984	Los Angeles	10-9	2.84	29	28	0	183.2	180	72	58	51	75
1985	Los Angeles	8-12	3.42	31	25	1	142.0	141	71	54	49	67
1986	Los Angeles	11-9	3.32	32	28	0	171.0	164	71	63	45	100
1987	Los Angeles	2-12	4.59	27	20	0	115.2	133	74	59	45	92
	Oakland	1-4	5.32	7	4	0	23.2	25	17	14	9	10
1988	Oakland	3-2	3.50	55	0	7	79.2	74	36	31	25	47
1989	Oakland	2-2	2.35	64	0	12	76.2	56	26	20	26	52
1990	Oakland	2-2	2.70	63	0	7	63.1	46	23	19	22	38
1991	Oakland	2-4	3.58	43	0	0	37.2	37	16	15	20	26
1992	Oakland	1-4	3.69	54	0	3	39.0	41	19	16	10	32
1993	Oakland	1-4	2.81	52	0	1	41.2	30	18	13	20	21
1994	Texas	1-2	7.20	42	0	1	25.0	37	21	20	9	18
1995	Oakland	5-1	2.42	49	0	2	44.2	37	13	12	9	21
	New York (AL)	0-0	27.00	3	0	0	1.0	2	3	3	1	0
1996	St. Louis	2-1	2.85	61	0	4	47.1	42	15	15	7	30
1997	St. Louis	0-0	13.50	2	0	0	2.0	5	3	3	1	2
<b>Totals</b>	<b>21 years</b>	<b>109-143</b>	<b>3.72</b>	<b>797</b>	<b>268</b>	<b>38</b>	<b>2160.0</b>	<b>2183</b>	<b>1034</b>	<b>893</b>	<b>657</b>	<b>1038</b>

## Luke Hudson, R-R, 6-3, 195 (RHP)

Year	Team	W-L	ERA	G	GS	SV	IP	H	R	ER	BB	SO
2002	Cincinnati	0-0	4.50	3	0	0	6.0	5	5	3	6	7
2004	Cincinnati	4-2	2.42	9	9	0	48.3	36	16	13	25	38
2005	Cincinnati	6-9	6.38	19	16	0	84.2	83	62	60	50	53
<b>Totals</b>	<b>3 years</b>	<b>10-11</b>	<b>4.92</b>	<b>31</b>	<b>25</b>	<b>0</b>	<b>139.0</b>	<b>124</b>	<b>83</b>	<b>76</b>	<b>81</b>	<b>98</b>

## Mike Lincoln, R-R, 6-2, 211 (RHP)

Year	Team	W-L	ERA	G	GS	SV	IP	H	R	ER	BB	SO
1999	Minnesota	3-10	6.84	18	15	0	76.1	102	59	58	26	27
2000	Minnesota	0-3	10.89	8	4	0	20.2	36	25	25	13	15
2001	Pittsburgh	2-1	2.68	31	0	0	40.1	34	16	12	11	24
2002	Pittsburgh	2-4	3.11	55	0	0	72.1	80	28	25	27	50
2003	Pittsburgh	3-4	5.20	36	0	5	36.1	38	22	21	13	28
2004	St. Louis	3-2	5.19	13	0	0	17.3	10	12	10	6	14
<b>Totals</b>	<b>6 years</b>	<b>13-24</b>	<b>5.16</b>	<b>161</b>	<b>19</b>	<b>5</b>	<b>263.3</b>	<b>300</b>	<b>162</b>	<b>151</b>	<b>96</b>	<b>158</b>

## Bill McAllester, R-R, 6-0, 175 (C)

Year	Team	G	AVG	AB	R	H	2B	3B	HR	RBI	BB	SO	SB
1913	St. Louis (AL)	49	.153	85	3	13	4	0	0	6	11	12	2

## Joe McClain, R-R, 6-0, 183 (RHP)

Year	Team	W-L	ERA	G	GS	SV	IP	H	R	ER	BB	SO
1961	Washington	8-18	3.86	33	29	1	212.0	221	105	91	48	76
1962	Washington	0-4	9.38	10	4	0	24.0	33	25	25	11	6
<b>Totals</b>	<b>2 years</b>	<b>8-22</b>	<b>4.42</b>	<b>43</b>	<b>33</b>	<b>1</b>	<b>236.0</b>	<b>254</b>	<b>130</b>	<b>116</b>	<b>59</b>	<b>82</b>

## Pat McGlothlin, L-R, 6-4, 180 (RHP)

Year	Team	W-L	ERA	G	GS	SV	IP	H	R	ER	BB	SO
1949	Brooklyn	1-1	4.60	7	0	0	15.2	13	8	8	5	11
1950	Brooklyn	0-0	13.50	1	0	0	2.0	5	3	3	1	2
<b>Totals</b>	<b>2 years</b>	<b>1-1</b>	<b>5.75</b>	<b>8</b>	<b>0</b>	<b>0</b>	<b>17.2</b>	<b>18</b>	<b>11</b>	<b>11</b>	<b>6</b>	<b>13</b>

## Greg McMichael, R-R, 6-3, 215 (RHP)

World Series: 1995, 1996 (Atlanta)

Year	Team	W-L	ERA	G	GS	SV	IP	H	R	ER	BB	SO
1993	Atlanta	2-3	2.06	74	0	19	91.2	68	22	21	29	89
1994	Atlanta	4-6	3.84	51	0	21	58.2	66	29	25	19	47
1995	Atlanta	7-2	2.79	67	0	2	80.2	64	27	25	32	74
1996	Atlanta	5-3	3.22	73	0	2	86.2	84	37	31	27	78
1997	New York (NL)	7-10	2.98	73	0	7	87.2	73	34	29	27	81
1998	New York (NL)	5-3	4.02	52	0	1	53.2	64	31	24	29	44
	Los Angeles	0-1	4.40	12	0	1	14.1	17	8	7	6	11
1999	New York (NL)	1-1	4.82	19	0	0	18.2	20	10	10	8	18
	Oakland	0-0	5.40	17	0	0	15.0	15	9	9	12	3
2000	Atlanta	0-0	4.41	15	0	0	16.1	12	8	8	4	14
<b>Totals</b>	<b>8 years</b>	<b>31-29</b>	<b>3.25</b>	<b>453</b>	<b>0</b>	<b>53</b>	<b>523.1</b>	<b>483</b>	<b>215</b>	<b>189</b>	<b>193</b>	<b>459</b>

## Charlie Moran, R-R, 5-8, 180 (RHP)

Year	Team	W-L	ERA	G	GS	SV	IP	H	R	ER	BB	SO
1903	St. Louis	0-1	5.25	3	2	0	24.0	30	29	14	19	7

## Tommy O'Brien, R-R, 5-11, 195 (OF)

Year	Team	G	AVG	AB	R	H	2B	3B	HR	RBI	BB	SO	SB
1943	Pittsburgh	89	.310	232	35	72	12	7	2	26	15	24	8
1944	Pittsburgh	85	.250	156	27	39	6	2	3	20	21	12	7
1945	Pittsburgh	58	.335	161	23	54	6	5	0	18	9	13	1
	Boston	49	.224	125	24	28	5	0	3	10	21	12	4
1950	Boston	9	.129	31	0	4	1	0	0	3	3	5	2
	Washington	3	.111	9	1	1	0	0	0	1	1	0	1
<b>Totals</b>	<b>4 years</b>	<b>293</b>	<b>.277</b>	<b>714</b>	<b>110</b>	<b>198</b>	<b>30</b>	<b>14</b>	<b>8</b>	<b>78</b>	<b>70</b>	<b>66</b>	<b>23</b>

## Augie Ojeda, S-R, 5-9, 170 (INF)

Year	Team	G	AVG	AB	R	H	2B	3B	HR	RBI	BB	SO	SB
2000	Chicago (NL)	28	.221	77	10	17	3	1	2	8	10	9	0
2001	Chicago (NL)	78	.201	144	16	29	5	1	1	12	12	20	1
2002	Chicago (NL)	30	.186	70	4	13	4	0	0	4	5	5	1
2003	Chicago (NL)	12	.120	25	2	3	0	0	0	0	1	5	0
2004	Minnesota	30	.339	59	16	20	1	0	2	7	10	3	1
<b>Totals</b>	<b>5 years</b>	<b>178</b>	<b>.219</b>	<b>375</b>	<b>48</b>	<b>82</b>	<b>13</b>	<b>2</b>	<b>5</b>	<b>31</b>	<b>38</b>	<b>42</b>	<b>3</b>

## Joe Randa, R-R, 5-11, 190 (3B)

Year	Team	G	AVG	AB	R	H	2B	3B	HR	RBI	BB	SO	SB
1995	Kansas City	34	.171	70	6	12	2	0	1	5	6	17	0
1996	Kansas City	110	.303	337	36	102	24	1	6	47	26	47	13
1997	Pittsburgh	126	.302	443	58	134	27	9	7	60	41	64	4
1998	Detroit	138	.254	460	56	117	21	2	9	50	41	70	8
1999	Kansas City	156	.314	628	92	197	36	8	16	84	50	80	5
2000	Kansas City	158	.304	612	88	186	29	4	15	106	36	66	6
2001	Kansas City	151	.253	581	59	147	34	2	13	83	42	80	3
2002	Kansas City	151	.282	549	63	155	36	5	11	80	46	69	2
2003	Kansas City	131	.291	502	80	146	31	1	16	72	41	61	1
2004	Kansas City	128	.287	485	65	139	31	2	8	56	40	77	0
2005	Cincinnati	92	.289	332	44	96	26	1	13	48	33	52	0
	San Diego	58	.256	223	27	57	17	1	4	20	14	29	0
<b>Totals</b>	<b>11 years</b>	<b>1433</b>	<b>.285</b>	<b>5222</b>	<b>674</b>	<b>1488</b>	<b>314</b>	<b>36</b>	<b>119</b>	<b>711</b>	<b>416</b>	<b>712</b>	<b>42</b>

## Vols in Minor League Baseball in 2005

Batting	Organization	Team	G	AVG	AB	R	H	RBI	2B	3B	HR	SB
Josh Alley, OF	San Diego	Fort Wayne-A (Midwest League)	45	.263	167	26	44	11	3	0	2	5
		Eugene-A (Northwest League)	14	.365	52	11	19	6	5	1	0	3
Chris Burke, 2B	Houston	Round Rock-AAA (Pacific Coast League)	22	.311	90	15	28	11	6	2	2	9
Brian Cleveland, 3B	Florida	Greensboro-A (South Atlantic League)	109	.277	444	66	123	50	21	2	8	20
Jordan Czarniecki, OF	Colorado	Tulsa-AA (Texas League)	46	.255	145	17	37	14	7	0	4	4
		Modesto-A (California League)	46	.318	170	38	54	23	15	1	6	1
Mike DiFelice, C	New York (NL)	Norfolk-AAA (International League)	81	.247	300	31	74	52	17	0	14	1
Chase Headley, 3B	San Diego	Fort Wayne-A (Midwest League)	4	.200	15	2	3	1	0	0	0	0
		Eugene-A (Northwest League)	57	.268	220	29	59	33	14	3	6	1
Javi Herrera, C												



1995



2005

## Major League Vols

## Rich Rodriguez, L-L, 6-0, 205 (LHP)

Year	Team	W-L	ERA	G	GS	SV	IP	H	R	ER	BB	SO
1990	San Diego	1-1	2.83	32	0	1	47.2	52	17	15	16	22
1991	San Diego	3-1	3.26	64	1	0	80.0	66	31	29	44	40
1992	San Diego	6-3	2.37	61	1	0	91.0	77	28	24	29	64
1993	San Diego	2-3	3.30	34	0	2	30.0	34	15	11	9	22
	Florida	0-1	4.11	36	0	1	46.0	39	23	21	24	21
1994	St. Louis	3-5	4.03	56	0	0	60.1	62	30	27	26	43
1995	St. Louis	0-0	0.00	1	0	0	1.2	0	0	0	0	0
1997	San Francisco	4-3	3.17	71	0	1	65.1	65	24	23	21	32
1998	San Francisco	4-0	3.70	68	0	2	65.2	69	28	27	20	44
1999	San Francisco	3-0	5.24	62	0	0	56.2	60	33	33	28	44
2000	New York (NL)	0-1	7.78	32	0	0	37.0	59	40	32	15	18
2001	Cleveland	2-2	4.15	53	0	0	39.0	41	24	18	17	31
2002	Texas	3-2	5.40	36	0	1	16.2	14	10	10	11	12
2003	Anaheim	0-0	2.45	3	0	0	3.2	4	1	1	1	3
<b>Totals</b>	<b>13 years</b>	<b>31-22</b>	<b>3.81</b>	<b>609</b>	<b>2</b>	<b>8</b>	<b>640.2</b>	<b>642</b>	<b>304</b>	<b>271</b>	<b>261</b>	<b>396</b>

## Steve Searcy, L-L, 6-1, 185 (LHP)

Year	Team	W-L	ERA	G	GS	SV	IP	H	R	ER	BB	SO
1988	Detroit	0-2	5.63	2	2	0	8.0	8	6	5	4	5
1989	Detroit	1-1	6.04	8	2	0	22.1	27	16	15	12	11
1990	Detroit	2-7	4.66	16	12	0	75.1	76	44	39	51	66
1991	Detroit	1-2	8.41	16	5	0	40.2	52	40	38	30	32
	Philadelphia	2-1	4.15	18	0	0	30.1	29	16	14	14	21
1992	Philadelphia	0-0	6.10	10	0	0	10.1	13	9	7	8	5
<b>Totals</b>	<b>5 years</b>	<b>6-13</b>	<b>5.67</b>	<b>70</b>	<b>21</b>	<b>0</b>	<b>187.0</b>	<b>205</b>	<b>131</b>	<b>118</b>	<b>119</b>	<b>140</b>

## Mike Smithson, L-R, 6-8, 215 (RHP)

Year	Team	W-L	ERA	G	GS	SV	IP	H	R	ER	BB	SO
1982	Texas	3-4	5.01	8	8	0	46.2	51	26	26	13	24
1983	Texas	10-14	3.91	33	33	0	223.1	233	102	97	71	135
1984	Minnesota	15-13	3.68	36	36	0	252.0	246	113	103	54	144
1985	Minnesota	15-14	4.34	37	37	0	257.0	264	134	124	78	127
1986	Minnesota	13-14	4.77	34	33	0	198.0	234	123	105	57	114
1987	Minnesota	4-7	5.94	21	20	0	109.0	126	76	72	38	53
1988	Boston	9-6	5.97	31	18	0	126.2	149	87	84	37	73
1989	Boston	7-14	4.95	40	19	2	143.2	170	84	79	35	61
<b>Totals</b>	<b>8 years</b>	<b>76-86</b>	<b>4.57</b>	<b>240</b>	<b>204</b>	<b>2</b>	<b>1356.1</b>	<b>1473</b>	<b>745</b>	<b>690</b>	<b>383</b>	<b>731</b>

## Sammy Strang, S-R, 5-8, 160 (3B-2B-OF)


Year	Team	G	AVG	AB	R	H	2B	3B	HR	RBI	BB	SO	SB
1896	Louisville	14	.261	46	6	12	0	0	0	7	6	6	4
1900	Chicago (NL)	27	.284	102	15	29	3	0	0	9	8		1
1901	NY Giants	135	.282	493	55	139	14	6	1	34	59		40
1902	Chicago (AL)	137	.295	536	108	158	18	5	3	46	76		38
	Chicago (NL)	3	.364	11	1	4	0	0	0	0	0		1
1903	Brooklyn	135	.272	508	101	138	21	5	0	38	75		46
1904	Brooklyn	77	.192	271	28	52	11	0	1	9	45		16
1905	NY Giants	111	.259	294	51	76	9	4	3	29	58		23
1906	NY Giants	113	.319	313	50	100	16	4	4	49	54		21
1907	NY Giants	123	.252	306	56	77	20	4	4	30	60		21
1908	NY Giants	28	.094	53	8	5	0	0	0	2	23		5
<b>Totals</b>	<b>10 years</b>	<b>903</b>	<b>.269</b>	<b>2933</b>	<b>479</b>	<b>790</b>	<b>112</b>	<b>28</b>	<b>16</b>	<b>253</b>	<b>464</b>	<b>--</b>	<b>216</b>

## Bubba Trammell, R-R, 6-2, 220 (OF)

Year	Team	G	AVG	AB	R	H	2B	3B	HR	RBI	BB	SO	SB
1997	Detroit	44	.228	123	14	28	5	0	4	13	15	35	3
1998	Tampa Bay	59	.286	199	28	57	18	1	12	35	16	45	0
1999	Tampa Bay	82	.290	283	49	82	19	0	14	39	43	37	0
2000	Tampa Bay	66	.275	189	19	52	11	2	7	33	21	30	3
	New York (NL)	36	.232	56	9	13	2	0	3	12	8	19	1
2001	San Diego	142	.257	490	66	128	20	3	25	92	48	78	2
2002	San Diego	133	.243	403	54	98	16	1	17	56	53	71	1
2003	New York (AL)	22	.200	55	4	11	5	0	0	5	6	10	0
<b>Totals</b>	<b>7 years</b>	<b>584</b>	<b>.261</b>	<b>1798</b>	<b>243</b>	<b>469</b>	<b>96</b>	<b>7</b>	<b>82</b>	<b>285</b>	<b>210</b>	<b>325</b>	<b>10</b>

## Don Williams, R-R, 6-2, 180 (RHP)

Year	Team	W-L	ERA	G	GS	SV	IP	H	R	ER	BB	SO
1958	Pittsburgh	0-0	6.75	2	0	0	4.0	6	3	3	1	3
1959	Pittsburgh	0-0	6.75	6	0	0	12.0	17	9	9	3	3
1962	Kansas City	0-0	9.00	3	0	0	4.0	6	4	4	0	1
<b>Totals</b>	<b>3 years</b>	<b>0-0</b>	<b>7.20</b>	<b>11</b>	<b>0</b>	<b>0</b>	<b>20.0</b>	<b>29</b>	<b>16</b>	<b>16</b>	<b>4</b>	<b>7</b>



Major league veteran Joe Randa enjoyed a career year in 2005, belting 17 home runs.  
Photo courtesy: San Diego Padres

## Vols in Minor League Baseball in 2005

Pitchers	Organization	Team	G	W-L	ERA	Sv	IP	H	R	ER	BB	SO
Wyatt Allen, RHP	Pittsburgh	Lynchburg-A (Carolina League)	3	0-0	8.38	0	9.2	17	10	9	4	8
Jamie Bennett, LHP		Gary Southshore (Northern League)	24	10-5	4.32	0	150.0	166	77	72	27	68
Mike Cosgrove, RHP		Nashua (Atlantic League)	4	0-0	0.00	1	4.0	1	0	0	1	2
R.A. Dickey, RHP	Texas	Oklahoma-AAA (Pacific Coast League)	19	10-6	5.99	0	121.2	152	88	81	39	81
Scot Drucker, RHP	Oakland	Stockton-A (California League)	29	7-1	5.51	1	83.1	107	54	51	26	61
		Kane County-A (Midwest League)	21	2-3	2.86	11	22.0	22	13	7	9	24
Patrick Hicklen, RHP	Kansas City	Wichita-AA (Texas League)	1	0-1	14.73	0	3.2	5	6	6	5	4
		Burlington-A (Midwest League)	25	6-8	4.19	0	135.1	156	82	63	52	79
Chris Howell, RHP	Los Angeles (AL)	AZL Angels-Rookie (Arizona League)	9	0-1	6.30	0	10.0	10	7	7	5	8
Luke Hudson, RHP	Cincinnati	Mesa (Arizona Fall League)	6	0-1	5.68	0	25.1	33	17	16	6	20
		Chattanooga-AA (Southern League)	1	0-1	5.40	0	6.2	6	4	4	1	7
Jeff Pickler, 2B	Colorado	Colorado Springs-AAA (Pacific Coast League)	1	0-0	0.00	0	1.0	0	0	0	1	0
Derek Tharpe, LHP	Oakland	Kane County-A (Midwest League)	36	2-7	4.67	0	90.2	96	56	47	26	67

# All-Time Starting Lineups

2001



1994



Starting lineups dating to 1963 were researched through all known university records. Every effort has been made to make the list as accurate as possible. The players listed were starters in the majority of the games for that season. Pitchers are listed by victories.

**1963**

C	George Shuford	320
1B	Dewey Thompson	242
2B	Ken Hudgens	308
3B	Jerry Wells	188
SS	Ronnie Morton	188
LF	Steve Longley	287
CF	Jack Ervin	345
RF	Bobby Sammons	214
P	Glenn Ford	5-4, 4.15
P	Roy Gaylor	3-1, 1.50
P	Jim Taylor	2-3, 5.61

**1964**

C	Doug Hayes	203
1B	Dewey Thompson	247
2B	Ken Hudgens	291
3B	Tom Pritchard	365
SS	Darryl Lowe	345
LF	Bobby Lannom	160
CF	Jack Ervin	298
RF	Danny Neff	270
RHP	Bill Ferrell	5-3, 3.56
RHP	Glenn Ford	4-4, 2.25
LHP	Bob Applewhite	4-3, 4.14

**1965**

C	Larry Tipton	171
1B	Ron Widby	300
2B	John Burpo	253
3B	Darryl Lowe	239
SS	Tom Pritchard	262
LF	Dan Neff	306
CF	Bob Lannom	273
RF	Steve Maples	389
RHP	David Tiller	4-1, 1.62
RHP	Bill Ferrell	4-3, 2.70
LHP	Bob Applewhite	3-2, 4.14

**1966**

C	Larry Tipton	219
1B	John Burpo	352
2B	Tom Pritchard	305
3B	Darryl Lowe	347
	Terry Smith	246
SS	Tommy Giles	371
LF	Jack Ervin	379
CF	Bob Lannom	331
RF	Dan Neff	256
RHP	Dick Gourley	5-0, 3.06
RHP	David Tiller	5-2, 4.50
LHP	Mike Lawler	4-4, 2.61

**1967**

C	Jim McBride	161
1B	Steve Speed	333
2B	Larry Fielder	273
3B	David Greene	149
SS	Tommy Giles	204
LF	Mike Mondelli	434
CF	Charles Fulton	165
RF	Terry Smith	242
RHP	David Tiller	5-3, 1.61
LHP	Mike Lawler	4-3, 2.70
RHP	John Hammett	3-4, 2.54

**1968**

C	Jim McBride	294
	Frank Petrella	176
1B	Steve Speed	265
2B	Larry Fielder	331
3B	Don Campbell	230
	Phil Garner	175
SS	Tommy Giles	273
LF	Mike Mondelli	216
CF	Mac Stalcup	288
RF	Sam Ewing	333
RHP	John Hammett	6-2, 1.93
RHP	Mike Duvall	5-1, 1.56
LHP	Jimmy Lee	4-4, 1.30

**1969**

C	Frank Petrella	194
1B	Norman Pratt	336
2B	Phil Garner	295
3B	Don Campbell	253
SS	Rudy Kinard	247
LF	Mike Mondelli	250
CF	Sam Ewing	420
RF	Richard Walkney	318
LHP	Jimmy Lee	7-2, 1.57
RHP	Mike Duvall	5-2, 2.48
RHP	Don Miller	4-4, 2.97

**1970**

C	Doug Haws	203
	Jimmy Young	133
1B	Don Campbell	275
2B	Phil Garner	356
3B	Jim Hutchison	286
SS	Rudy Kinard	226
LF	Roger McKinney	253
CF	Sam Ewing	464
RF	Bobby Tucker	406
LHP	Jimmy Lee	8-1, 2.53
RHP	George Hunt	4-1, 2.47
LHP	Rick Gordon	3-1, 1.61
RHP	Don Varner	3-3, 2.19

**1971**

C	Mike Demster	296
1B	Bobby Tucker	355
2B	Stuart Driscoll	263
3B	Jim Hutchison	223
SS	Larry Hardin	200
LF	Roger McKinney	408
CF	Richard Walkney	329
RF	Greg Johnson	298
RHP	George Hunt	4-2, 2.99
RHP	Joe O'Brien	4-4, 4.65
LHP	Gary Stooksberry	3-1, 3.85

**1972**

C	Mike Demster	164
1B	Cubb Stokes	272
2B	Jimmy Elliott	327
3B	Greg Johnson	286
SS	Jim Hutchison	212
LF	Roger McKinney	325
CF	Pat Lenahan	274
RF	Bobby Tucker	395
RHP	Joe O'Brien	7-3, 1.95
LHP	Wendell Clowers	3-1, 3.24
RHP	Terry Raymond	3-1, 3.51
LHP	Gary Stooksberry	3-2, 3.91

**1973**

C	Hal Bibee	183
1B	Cubb Stokes	337
2B	Jim Elliott	250
3B	Jim Hutchison	279
SS	Condredge Holloway	323
LF	Bobby Tucker	400
CF	Pat Lenahan	260
RF	Greg Johnson	313
LHP	Rick Honeycutt	5-4, 2.98
RHP	Gary Mashburn	4-1, 3.88
RHP	Carl Suter	3-1, 2.70
RHP	Joe O'Brien	3-3, 2.93

**1974**

C	Hal Bibee	235
	Mark Batchko	222
1B	Bill Oden	325
2B	Joe Pritchard	370
3B	Randy Wallace	246
SS	Condredge Holloway	331
LF	Tommy West	261
CF	Rodney Woods	309
RF	Brad Bradshaw	321
DH	Rick Honeycutt	337
LHP	Mark Cummings	8-1, 1.99

RHP	Gary Mashburn	5-0, 2.31
RHP	John Yarbrough	5-1, 3.12
RHP	Bob Whittlesey	4-5, 4.04

**1975**

C	Hal Bibee	309
	Mark Batchko	229
1B	Bill Oden	201
2B	Joe Pritchard	187
3B	Randy Wallace	269
SS	Condredge Holloway	396
LF	Robbie Edgerton	271
CF	Brad Bradshaw	235
RF	Tommy West	367
	Bill Hatfield	273
DH	Rick Honeycutt	370
LHP	Rick Honeycutt	5-4, 3.46
LHP	Mark Cummings	5-4, 3.91
RHP	Gary Mashburn	4-1, 2.76
RHP	Bob Whittlesey	4-1, 3.54
RHP	John Yarbrough	4-2, 5.02

**1976**

C	Mark Batchko	247
1B	Rick Honeycutt	404
2B	Robbie Howard	357
3B	Richard Ernsberger	231
SS	Steve Pinkham	272
LF	Bill Hatfield	307
CF	Brad Bradshaw	353
RF	David Mitchell	307
DH	Mike Huskisson	313
LHP	Rick Honeycutt	8-2, 2.88
RHP	Mike Smithson	8-2, 2.88
RHP	Billy Aldridge	5-4, 3.08
RHP	Jimmy Gaylor	4-2, 3.26

**1977**

C	Bruce Basham	225
1B	Tommy Cook	165
2B	Robbie Howard	333
3B	Stan Loy	319
	Richard Ernsberger	215
SS	Steve Pinkham	234
LF	Jack Reynolds	207
CF	Brad Bradshaw	335
RF	David Mitchell	336
DH	Mike Huskisson	225
RHP	Billy Aldridge	6-4, 5.92
RHP	Rick Corbert	5-3, 3.79
RHP	Gary Rivers	5-3, 3.93
RHP	Rick Burnett	4-6, 6.44

**1978**

C	Bruce Basham	202
1B	Tommy Cook	350
2B	Robbie Howard	357
3B	Stan Loy	252
SS	Steve Pinkham	308
LF	Chuck Kinzel	336
CF	Ronnie Hartsfield	355
RF	Jack Reynolds	236
DH	Mike Huskisson	315
RHP	Billy Aldridge	7-5, 2.82
RHP	Gary Rivers	5-4, 5.10
RHP	Jimmy Gaylor	3-1, 3.81
LHP	Don Howard	3-2, 4.55
RHP	Randy Helton	3-4, 5.48

**1979**

C	Bruce Basham	233
1B	Chuck Barclift	282
2B	Randy McDaniel	311
3B	Steve Pinkham	291
SS	Jimmy Streater	277
LF	Chuck Kinzel	335
CF	Ronnie Hartsfield	358
RF	Benny Beazley	375
DH	Barry Wright	293
RHP	Jimmy Gaylor	6-7, 3.33
RHP	Gary Rivers	5-4, 5.29

LHP	Joel Schroeder	4-1, 3.31
RHP	Randy Helton	4-2, 3.62
RHP	Randy Rapsbus	4-3, 4.64

**1980**

C	Bruce Basham	316
1B	Chuck Barclift	413
2B	Randy McDaniel	324
3B	Benny Beazley	323
SS	Jerry Morris	262
LF	Chuck Kinzel	363
CF	Ronnie Hartsfield	327
RF	Curt Cornwell	358
DH	Barry Wright	280
RHP	Jimmy Johnson	6-4, 2.41
RHP	Mike Graham	3-2, 4.20
LHP	Mike McConkey	3-1, 5.26
RHP	Randy Rapsbus	3-2, 6.55
RHP	Jimmy Boring	3-4, 7.19

**1981**

C	Mike Wise	226
1B	Rusty Ensor	320
2B	Jerry Morris	282
3B	Dennis Jordan	302
SS	Ronnie Hartsfield	362
LF	Greg Geren	348
CF	Mike McConkey	346
RF	Curt Cornwell	362
DH	Jeff Morris	323
LHP	Don Howard	5-3, 4.15
RHP	Jimmy Boring	5-4, 6.18
RHP	Jimmy Johnson	3-5, 4.81
RHP	Kendall Stiles	2-4, 5.09

**1982**

C	Mike Wise	259
1B	Rusty Ensor	340
2B	Dean Eichelberger	259
3B	Dennis Jordan	311
SS	Tracy Hamilton	292
LF	Greg Geren	255
CF	Curt Cornwell	318
RF	Curtis Johnson	220
DH	Jeff Morris	286
RHP	Teddy Carson	11-3, 4.46
LHP	Rich Rodriguez	5-3, 6.07
LHP	Dave Chennault	4-3, 3.26
RHP	Kendall Stiles	4-0, 3.70

**1983**

C	Scott Simpson	295
1B	Greg Newsom	304
2B	Dean Eichelberger	325
3B	Tracy Hamilton	376
SS	Ronny Long	294
LF	Alan Cockrell	318
CF	Curt Cornwell	368
RF	Tom Stamps	307
DH	Jon Massey	327
LHP	Rich Rodriguez	7-3, 2.37
RHP	Rich DeLucia	4-2, 4.91
LHP	David Curl	4-1, 5.71
LHP	Larry Tinsley	3-2, 1.83
LHP	Steve Searcy	3-1, 2.60
RHP	Jeff Owen	3-5, 4.18

**1984**

C	Pat Sullivan	196
1B	Jon Massey	282
2B	Greg Newsom	248
3B	Bobby Gaylor	318
SS	Ronny Long	286
LF	Alphonso Martin	261
CF	Alan Cockrell	329
RF	Tom Stamps	341
DH	Rod Riley	282
LHP	Steve Searcy	9-3, 2.45
RHP	Jeff Glover	9-3, 4.94
RHP	Rich DeLucia	3-3, 2.79



1995



2005

# All-Time Starting Lineups

**1985**

C	Pat Sullivan	372
1B	David Turner	350
2B	Greg Newsom	314
3B	Rod Riley	286
SS	Bobby Gaylor	292
LF	Alphonso Martin	317
CF	Tom Stamps	306
RF	Ron Powell	255
DH	Wayne Gratigny	149
LHP	Steve Searcy	5-6, 4.72
RHP	Brad Blizzard	4-1, 3.61
RHP	Jeff Glover	4-3, 5.26
RHP	Rich DeLucia	4-4, 5.26
LHP	Joey Seaver	4-5, 5.77

**1986**

C	Frank Ricchey	296
1B	Jeff Geer	346
2B	Greg Newsom	275
3B	Bobby Gaylor	328
SS	Mark McClain	295
LF	Chris Courtright	349
CF	Ron Powell	340
RF	Jim Sanger	281
DH	Rod Riley	203
RHP	Jeff Glover	7-7, 5.14
RHP	Rich DeLucia	6-3, 2.88
LHP	Jamie Bolinger	4-0, 2.95
RHP	Jeff Owen	4-7, 3.84

**1987**

C	Billy Paul Carver	387
1B	Dan Gorman	358
2B	Marc DelPiano	255
3B	Greg Roth	279
SS	Mark McClain	285
LF	Brian Harwood	290
CF	Joel Smith	309
RF	Rod Sitton	184
DH	Jason Maples	293
RHP	Dan Eskew	5-4, 4.80
LHP	Jamie Bolinger	4-0, 9.00
RHP	Jeff Owen	3-2, 5.22
RHP	Brad Blizzard	3-2, 6.55

**1988**

C	Tony McGaha	214
1B	Dan Gorman	340
2B	Greg Roth	352
3B	Tim Groner	233
SS	Mark McClain	302
RF	Rod Sitton	329
CF	Clark Rose	279
CF	Eric Bodman	315
LF	Steve Treadway	210
DH	Jason Maples	179
	Tim Groner	233
RHP	Greg McMichael	6-5, 3.41
RHP	Ron Morton	6-4, 3.80
RHP	Dan Eskew	3-4, 5.27
LHP	Robert Gaddy	2-3, 7.45

**1989**

C	Shawn McDonnell	242
1B	Casey Simpson	342
2B	Mark McClain	236
3B	Jason Imperial	284
SS	Lar Gilligan	285
OF	Clark Rose	344
OF	Mike Basse	339
OF	Steve Treadway	250
DH	Mike Carlsen	220
LHP	Robert Gaddy	4-8, 4.73
RHP	Chris Sinacori	3-2, 5.03
LHP	Chris Snyder	3-6, 5.17
RHP	Eric Reichenbach	3-5, 5.83

**1990**

C	Mike DiFelice	353
1B	Doug Hecker	258
2B	Greg Chignoli	238
3B	Jason Imperial	330
SS	Danny Ramirez	343

LF	Clark Rose	305
CF	Mike Basse	305
RF	Bob Dillon	289
DH	Shawn McDonnell	321
	Steve Matthews	306
LHP	Allen Halliday	6-6, 4.12
LHP	Jeff Hostetler	5-3, 5.89
LHP	Chris Snyder	4-3, 5.95
LHP	Bob Dillon	3-7, 5.75

**1991**

C	Mike DiFelice	306
1B	Doug Hecker	362
2B	Andy Blanco	286
3B	Joe Randa	342
SS	David Hayden	275
LF	Raymond Jackson	288
CF	Mike Basse	395
RF	Jose Vazquez	252
DH	Coleman Smith	313
LHP	Paul Fletcher	11-6, 3.39
RHP	Richard King	8-2, 3.53
RHP	Chris Kelley	7-2, 2.88
RHP	Greg Brown	6-5, 4.09

**1992**

C	Matt Hansen	288
	Jason Cox	207
1B	Doug Hecker	351
2B	Andy Blanco	432
3B	Jeff Foster	310
SS	Alex Sanmiguel	310
LF	Adam Priest	267
CF	Jose Vazquez	396
RF	David Dupree	287
DH	Jason Pantages	231
RHP	Richard King	7-5, 3.89
RHP	Chris Kelley	7-7, 4.10
LHP	Tom Hemming	6-2, 4.08
LHP	Paul Fletcher	5-4, 4.42

**1993**

C	James Northeimer	280
1B	Todd Helton	348
2B	Fred Carr	289
3B	Jeff Foster	281
SS	Allan Parker	279
LF	David Vance	299
CF	Richie Wyman	292
RF	Bubba Trammell	383
DH	Alex Sanmiguel	245
RHP	Chris Freeman	12-2, 3.51
RHP	Bronson Heflin	8-4, 4.17
LHP	Pete Harvell	6-2, 3.52
LHP	Todd Helton	6-3, 3.92

**1994**

C	James Northeimer	343
1B	Todd Helton	355
2B	Steve Soper	339
3B	Matt Whitley	280
SS	Allan Parker	274
LF	Bryce Christensen	265
CF	Richie Wyman	309
RF	Bubba Trammell	354
DH	Scott Vieira	321
RHP	R.A. Dickey	15-2, 3.00
RHP	Bronson Heflin	13-4, 2.43
RHP	Chris Freeman	11-5, 3.56
LHP	Todd Helton	5-0, 0.89

**1995**

C	Ray Espinosa	254
1B	Todd Helton	407
2B	Ed Lewis	333
3B	Scott Vieira	333
SS	Matt Whitley	300
LF	Bryce Christensen	289
CF	Scott Schroeffel	331
RF	Lance Smith	294
DH	Travis Copley	314
RHP	R.A. Dickey	14-4, 4.28
RHP	Ryan Meyers	10-2, 3.46
LHP	Todd Helton	8-2, 1.66

RHP	Scott Schroeffel	7-3, 2.73
-----	------------------	-----------

**1996**

C	Ray Espinosa	275
1B	Ed Lewis	331
2B	Jeff Pickler	341
3B	Ken Folkers	294
SS	Augie Ojeda	317
LF	Sonny Cortez	355
CF	Scott Schroeffel	340
RF	Clay Greene	356
DH	Justin Ross	314
RHP	R.A. Dickey	9-4, 2.76
LHP	Mathew Myers	7-1, 3.20
RHP	Mike Lincoln	6-4, 3.33
RHP	John Alkire	6-4, 4.50

**1997**

C	Michael Anderson	303
	Justin Duckwiler	261
1B	Travis Copley	316
2B	Jeff Pickler	332
3B	Ken Folkers	324
SS	Kurt Keene	368
	Baker Moore	317
LF	Jason Clabo	357
CF	Clay Greene	290
RF	Justin Ross	372
DH	Ron Cincera	293
RHP	Michael Cosgrove	10-6, 5.25
RHP	Ken Folkers	7-3, 3.34
RHP	Luke Hudson	6-2, 4.12
LHP	Mathew Myers	6-3, 6.13

**1998**

C	Michael Anderson	333
1B	Eduardo Figueroa	310
2B	Jeff Pickler	445
3B	Kurt Keene	311
SS	Josh Morris	234
LF	Donnie Ross	274
CF	Justin Ross	387
RF	Sonny Cortez	387
DH	Travis Copley	419
RP	Kurt Scott	6-6, 5.10
LHP	Justin Ross	6-3, 7.07
RHP	Clark Odum	4-3, 4.82
RHP	Luke Hudson	4-3, 6.82

**1999**

C	Todd Fox	233
1B	Donnie Ross	316
2B	Chris Burke	372
3B	Josh Morris	299
SS	Stevie Daniel	346
LF	Brandon Hopkins	279
CF	Jeff Baumtrog	288
RF	Justin Parker	292
DH	Jeff Christensen	325
LHP	Jamie Bennett	11-5, 4.12
RHP	Jeremy Brown	5-5, 6.44
RHP	Marlyn Tisdale	4-9, 5.73

**2000**

C	John Massey	303
1B	Ryan Case	252
2B	Chris Burke	401
3B	Kris Bennett	326
SS	Stevie Daniel	316
LF	Ryan Moffett	316
CF	Jeff Baumtrog	341
RF	Justin Parker	315
DH	Jeff Christensen	354
LHP	Jamie Bennett	10-4, 2.71
RHP	Jordan DeJong	5-3, 5.59
LHP	Joe Bertolino	4-3, 3.80
RHP	Wyatt Allen	4-3, 4.19
RHP	Brian Gates	4-2, 4.95

**2001**

C	Javi Herrera	296
1B	Dennis Gomez	252
2B	Stevie Daniel	329
3B	Kris Bennett	316

SS	Chris Burke	435
LF	Jeff Christensen	341
CF	Justin Parker	280
RF	Dan Wilson	294
DH	Brandon Hopkins	367
RHP	Wyatt Allen	10-3, 6.40
LHP	Will Curtiss	7-1, 4.64
RHP	Brandon Crowe	6-0, 3.68
RHP	Brian Gates	6-5, 5.03

**2002**

C	Hal Bibee Jr.	312
1B	Dennis Gomez	297
2B	Nick Crowe	275
3B	Matt Sternberg	325
SS	Walter Sevilla	330
LF	Brandon Hopkins	305
CF	Jordan Czarniecki	362
RF	Ryan Moffett	322
DH	Adam Smith	224
LHP	Jeffery Terrell	5-8, 4.67
LHP	Ben Riley	5-3, 5.08
RHP	Patrick Hicklen	5-3, 6.14
RHP	Joey Andrews	4-4, 5.91

**2003**

C	Javi Herrera	296
1B	Nick Crowe	327
2B	Walter Sevilla	271
3B	Kyle Norrid	276
SS	Brian Cleveland	271
LF	Josh Alley	313
CF	Jordan Czarniecki	311
RF	Michael Rivera	283
DH	Alex Suarez	299
LHP	Dusty Johnson	6-1, 3.04
RHP	Derek Tharpe	6-5, 3.95
RHP	Luke Hochevar	6-5, 4.64
RHP	Brandon Crowe	4-1, 5.44

**2004**

C	Nick Crowe	301
1B	Chris Kemp	278
2B	Erik King	276
3B	Kyle Norrid	313
SS	Brian Cleveland	281
LF	Eli Iorg	324
CF	Josh Alley	301
RF	Michael Rivera	301
DH	Alex Suarez	330
RHP	Scot Drucker	8-3, 2.61
LHP	Derek Tharpe	6-1, 2.01
LHP	Mike Kerfeld	4-0, 3.16
RHP	Luke Hochevar	4-2, 2.86
RHP	Patrick Hicklen	4-3, 3.90
RHP	Sean Watson	4-5, 4.54

**2005**

C	J.P. Arencibia	322
1B	Alex Suarez	245
2B	Michael Rivera	331
3B	Chase Headley	387
SS	Eric King	332
LF	Julio Borbon	350
CF	Josh Alley	324
RF	Eli Iorg	381
DH	Kelly Edmundson	328
RHP	Luke Hochevar	15-3, 2.26
LHP	James Adkins	10-5, 3.32
RHP	Sean Watson	7-3, 2.85
RHP	Craig Cobb	7-4, 4.53

# Lettermen

2001



1994



## A

Abell, Joe (Cerritos, CA)	1996-97
Acuff, Frank	1948
Adams, Ace	1951
Adams, Jason (Kingsport, TN)	1998
Adkins, James (Mt. Juliet, TN)	2005
Adler, Mike (Athens, TN)	1982-83
Agee, J.H.	1911
Agnew, Eddie (Memphis, TN)	1980
Aldridge, Bill (Wantagh, NY)	1976-78
Alkire, John (San Jose, CA)	1995-96
Allen, Wyatt (Brentwood, TN)	1999-01
Alley, Josh (Anna, Ill.)	2003-05
Altmann, Justin (Roseville, CA)	1996
Anderson, Andy	1951-52
Anderson, Michael (Nashville, TN)	1997-98
Andrews, Joey (Englewood, CO)	2002-05
Applewhite, Bob (Greenwood, FL)	1964-65
Archer, Buddy	1953-54
Arencibia, J.P. (Miami, FL)	2005
Arpin, Ted (Fort Lauderdale, FL)	1977-78
Asbury, Bill	1950-52
Ashe, R.L.	1913-15
Aste, J.M.	1928
Atkins, F.	1909
Axon, Jim	1964
Aycock, P.R.	1922, 24

## B

Bachman, J.W.	1904-06
Bailey, Ed (Strawberry Plains, TN)	1948
Baird, H.	1909
Baker, Brian (Union City, TN)	1999
Baker, C.N.	1906
Baker, Harold (Miami, FL)	1989
Baker, J.F.	1905-08
Balch, C.H.	1927-28
Ballew, Don	1955-57
Barclift, Chuck (Charlotte, NC)	1979-80
Barnett, J.W.	1902-04
Barnett, Porter	1948-49
Barton, Alvin	1897
Basham, Bruce (Bristol, TN)	1977-80
Basse, Mike (San Juan Capistrano, CA)	1989-91
Batchko, Mark (Concord, TN)	1974-76
Bates, G.E.	1939
Baumtrog, Jeff (Germantown, TN)	1999-00
Baxter, C.E.	1927-28
Beasley, Daniel (Milan, TN)	2005
Beazley, Benny (Knoxville, TN)	1978-80
Belcher, Ted	1954-55
Bell, E.	1918-19
Bell, Watson	1949-51
Bennett, Jamie (Gallatin, TN)	1999-00
Bennett, Kris (Huntingdon, TN)	2000-01
Bernstein, L.L.	1910
Bertolino, Joe (Roseville, CA)	2000-01
Bevins, J.B.	1940
Bewley, Luke	1924, 26-27
Bibb, J.F.	1913
Bibee, Hal (Bristol, TN)	1973-75
Bibee Jr., Hal (Knoxville, TN)	1999-02
Bird, Jim	1955-56
Bishop, Bill	1961-62
Bishop, L.V.	1922-23
Black, Charles (Nashville, TN)	1976-78
Blackstock, Bill (Knoxville, TN)	1953
Blair, Don	1947-50
Blanco, Andy (Miami, FL)	1991-92
Blizzard, Brad (Rayland, OH)	1985-87
Bodman, Eric (Carlsbad, CA)	1988
Boggs, Tommy (Gordonville, TN)	1960
Bolinger, Jamie (Knoxville, TN)	1984-87
Bonds, Rodney (Union City, TN)	1994
Borbon, Julio (Santo Domingo, D.R.)	2005
Boring, Jimmy (Decatur, GA)	1980-81
Bowler, Pat	1964
Bowles, A.V.	1927
Bowman, Billy Joe	1950-52
Boyce, Jim (Orangevale, CA)	1987-88
Bradshaw, Brad (Charlotte, NC)	1974-77
Branson, Justin (Bristol, VA)	2003
Bridges, Tommy	1927-29

Bridges, Trey (Shelby, NC)	2005
Brock, Marvin	1915-16
Brooks, R.C.	1902
Broughton, Jim (Memphis, TN)	1983
Brown, Gordon	1939-40
Brown, Greg (Marietta, GA)	1991
Brown, Jeremy (London, KY)	1998-99
Brummitt, Logan (Knoxville, TN)	1999
Brummitt, Travis (Knoxville, TN)	1997
Burdine, Amos (Memphis, TN)	1998
Burik, Jerry	1955-57
Burke, Chris (Louisville, KY)	1999-01
Burnett, Rick (Hopewell, VA)	1974-77
Burpo, John (Chicago, IL)	1964-66
Butler, Bill (Knoxville, TN)	1976-78
Buttram, Jerry	1957-59

## C

Cabbage, Jeremy (Rutledge, TN)	2003
Caldwell, T.B.	1910
Campbell, Don (Memphis, TN)	1968-70
Campbell, F.	1915
Campbell, Jeff (Erwin, TN)	1976
Campbell, Mike (Nashville, TN)	1979
Campbell, Scott (Knoxville, TN)	1991
Cannon, H.	1899-00
Cantwell, Ben	1921-23
Caputo, Steve (Bountiful, UT)	1986-87
Carlen, A.	1906-09
Carlsen, Mike (Jersey City, NJ)	1989-90
Carr, Fred (Delray Beach, FL)	1992-93
Carruth, Mike	1989-90
Carson, Teddy (Cleveland, TN)	1981-82
Carter, Kevin (Rapid City, SD)	1986
Carver, Billy Paul (Hendersonville, TN)	1987
Case, Ryan (Fair Oaks, CA)	2000-01
Chandler, W.L.	1916-17
Chappell, Brett (Elk Grove, CA)	2003-04
Chennault, David (Columbia, TN)	1982-83
Chignoli, Greg (Joliet, IL)	1990-91
Chiovatero, Craig (Lake Bluff, IL)	1988
Christensen, Bryce (Garden Grove, CA)	1994-95
Christensen, Jeff (Knoxville, TN)	1998-01
Cincera, Ron (Rohnert Park, CA)	1997
Clabo, Jason (Cleveland, TN)	1997-98
Cleveland, Brian (San Jose, CA)	2003-04
Clowers, Wendell (Chattanooga, TN)	1970, 72-73
Cloyd, Jim	1954-56
Cobb, Craig (Knoxville, TN)	2004-05
Cobble, J.M.	1921
Cockrell, Alan (Joplin, MO)	1983-84
Coker, Shay (Maryville, TN)	1996-97
Colbert, Rick (Belvidere, TN)	1976-77
Collins, Johnny	1959-60
Cook, Tommy (Lenoir City, TN)	1977-78
Cooper, Gary (Bristol, TN)	1967-69
Copley, Travis (Hixson, TN)	1995-98
Cornwell, Curt (Knoxville, TN)	1980-83
Cornwell, Doug	1956-57
Cortez, Sonny (Long Beach, CA)	1996, 98
Cosgrove, Michael (Downey, CA)	1997
Coulter, Kenny	1959
Courtwright, Chris (Knoxville, TN)	1986
Covington, J.	1910
Cox, Adrian	1953-56
Cox, Tom (Johnson City, TN)	1972-73
Creson, K.	1910
Crowe, Brandon (Johnson City, TN)	2000-01, 03-04
Crowe, Nick (Johnson City, TN)	2002-04
Crowell, Randy	1958-60
Cummings, Mark (Omaha, NE)	1974-75
Curl, David (Gadsden, AL)	1983-84
Curry, J.F.	1930
Curry, Rob (Tampa, FL)	1993
Curtiss, Will (Maryville, TN)	1998, 2000-01
Cusick, R.R.	1915
Czarniecki, Jordan (Anderson, IN)	2002-03

## D

Dale, Robert	1924
Daniel, Stevie (Jacks Creek, TN)	1999-01
Dannunzio, Phil (Wantagh, NY)	1992
Darden, E.H.	1930

Darlington, John (Brampton, Ontario)	1994-95
Darty, Dave	1961
Davidson, Tobin (Soddy, TN)	1981
Davis, Odie	1941
Dean, J.	1920, 24
Dean, J.H.	1898-99
Dean, W.	1948
Dease, Julian	1951
DeBerry, Hank	1913
DeJong, Jordan (Placentia, CA)	2000
DelPiano, Marc (Auburn, NY)	1987
DeLucia, Rich (Wyomissing, PA)	1983-86
Demster, Mike (Memphis, TN)	1970-72
Denton, J.	1903-04
Dibrell, J.T.	1909
Diceglio, Dan (Cedarhurst, NY)	1977
Dickey, R.A. (Nashville, TN)	1994-96
DiFelice, Mike (Knoxville, TN)	1989-91
Dillon, Bob (Las Vegas, NV)	1990
Dodds, Billy	1952-53
Donaldson, S.W.	1912
Doughty, W.	1899
Driscoll, Stuart (Richmond, VA)	1971
Drucker, Scot (Miami, FL)	2004
Duckwiler, Justin (Las Vegas, NV)	1997
Dulling, Neal (Harriman, TN)	1981-82
Dungan, W.	1902-03
Dupree, David (Stockbridge, GA)	1992
Duvall, Mike (Greenville, SC)	1968-69
Dwight, R.W.	1912
Dyer, Clyde	1930
Dyer, Dick	1953

## E

Eason, L.	1908
Eberlein, John (Elmhurst, NY)	1985
Edgerton, Rob (Avilla, IN)	1974-75
Edmonds, Jack	1900, 02
Edmundson, Kelly (Germantown, TN)	2004-05
Eichelberger, Dean (Newport News, VA)	1982-83
Elgin, D.	1918-19
Elliott, Carlyle	1948
Elliott, Jimmy (Chattanooga, TN)	1971-74
Ellis, Lance (Dalton, GA)	1994
Ensor, Rusty (Knoxville, TN)	1981-82
Ermsberger, Richard (Richmond, VA)	1976-77
Ervin, Jack (Chattanooga, TN)	1963-64, 66
Eskew, Dan (Nashville, TN)	1987-88
Espinosa, Ray (Carmichael, CA)	1995-96
Etter, Gene	1961
Evans, Jason (Winchester, TN)	1997-98
Ewing, Sam (Nashville, TN)	1968-70
Exum, Travis (Oklawaha, FL)	1994-95

## F

Factor, Clint (Westfield, NJ)	1989
Fanning, F.	1902
Feriss, Fay	1941
Ferrell, Bill (Knoxville, TN)	1964-65
Ferris, Barry	1954
Fielder, Larry (Dyersburg, TN)	1966-68
Figueroa, Eduardo (Guaynabo, P.R.)	1995, 97-98
Files, Thomas	1926
Filsinger, Erik (Eads, TN)	2001
Fisher, Dick	1959
Fitzgerald, Rob (New Orleans, LA)	2002-05
Fletcher, Paul (Alpharetta, GA)	1991-92
Folkers, Ken (Naperville, IL)	1996-97
Ford, Glenn (Bowling Green, KY)	1963-65
Foster, Jeff (Knoxville, TN)	1991-93
Fox, Todd (Columbia, TN)	1999
Franklin, Jason (Winter Haven, FL)	1995
Freeman, Chris (Knoxville, TN)	1993-94
Fritz, Jim (Aloha, OR)	1996
Frye, Gil	1958-59
Fuller, M.	1905
Fuller, P.	1903
Fulton, Tommy (Memphis, TN)	1967

## G

Gaddy, Robert (Pensacola, FL)	1988-89
Gamble, N.	1902-03

Gannaway, J.	1917
Garcia, Hector (Miami, FL)	1989
Garner, Phil (Houston, TX)	1968-70
Garrett, Harry	1924, 26
Garrett, Matt (Goodlettsville, TN)	1998
Gates, Brian (Granite Bay, CA)	2000-01
Gaylor, Bobby (Knoxville, TN)	1984-86
Gaylor, Jim (Nashville, TN)	1976-79
Gaylor, Roy (Knoxville, TN)	1963, 65
Gee, J.W.	1939-40
Geer, Jeff (Wyomissing, PA)	1986-87
Gentry, J.A.	1899
Geren, Greg (Cleveland, TN)	1981-82
Gilbreath, F.	1915
Gilbreath, J.E.	1907
Gilbreath, J.H.	1912-14
Giles, Tommy (Chattanooga, TN)	1966-68
Gillespie, Jim	1949-51
Gilligan, Lar (Ringwood, NJ)	1989
Given, Ed	1953-54
Glover, Jeff (Knoxville, TN)	1984-86
Godzak, Ed	1955
Gomez, Dennis (Miami, FL)	2001-02
Gordon, Rick (Knoxville, TN)	1969-71
Gorman, Dan (Cardiff, CA)	1987-88
Gourley, Dick (Knoxville, TN)	1966
Graham, Dale	1953
Graham, Mike (Clinton, TN)	1980
Gratigny, Wayne (Chattanooga, TN)	1984, 87-88
Green, Patrick (Alpharetta, GA)	2003
Greene, Bobby	1987
Greene, Brad (Cleveland, TN)	1994-95
Greene, Clay (Cleveland, TN)	1996-97
Greene, David (Knoxville, TN)	1965-67
Greer, Allen	1898
Greer, A.M.	1898
Groner, Tim (Chattanooga, TN)	1988
Grubbs, Fred (Knoxville, TN)	1984-85
Gruneberg, F.	1910

## H

Hall, D.M.	1918-19
Halliday, Allen (Memphis, TN)	1987-90
Hamilton, Tracy (Aldan, PA)	1973
Hamilton, David (Macon, GA)	1982-83
Hammer, Greg (Hermitage, TN)	1980
Hammett, John (Knoxville, TN)	1967-68
Hammett, Tommy (Knoxville, TN)	1972
Hansen, Matt (Los Altos, CA)	1992-93
Harbert, J.T.	1918, 20
Hardin, Chase (Bartlett, TN)	2005
Hardin, Larry (Tampa, FL)	1971-72
Hardison, Ervin	1942
Harris, G.	1914-16
Harris, Raymond	1911-12
Hartman, Ricky (Chattanooga, TN)	1988
Harton, H.M.	1927-29
Hartsfield, Ronnie (Lawrenceburg, TN)	1978-81
Harvell, Pete (San Jose, CA)	1993
Harwood, Brian (Dunedin, FL)	1987
Haskew, J.T.	1918-19
Haskins, J.	1909
Hatcher, H.H.	1916
Hatfield, Bill	1958
Hatfield, Bill (Knoxville, TN)	1974-76
Hatfield, Sid	1951-52
Hawkins, Ricky (Brownsville, TN)	1992
Haws, Doug (Chattanooga, TN)	1970-71
Hayden, David (West Palm Beach, FL)	1991
Hayes, Doug	1964
Hays, Jerry (Nashville, TN)	1981-82
Headley, Chase (Fountain, CO)	2004-05
Heath, Chris (Hattiesburg, MS)	2002
Hecker, Doug (Wantagh, NY)	1990-92
Helfin, Bronson (Hermitage, TN)	1993-94
Helton, Randy (Kingsport, TN)	1977-79
Helton, Todd (Knoxville, TN)	1993-95
Hembree, Herbert	1929
Hembree, Steve (Knoxville, TN)	1969-71
Heming, Tom (Cincinnati, OH)	1991-92
Henderson, Eric (Winter Park, FL)	1998
Herbert, Jim	1961-62
Herrera, Javi (Miami, FL)	2001-03



1995



2005

# Lettermen

Herring, Harry	1900
Hicklen, Patrick (Murfreesboro, TN)	2001-02, 04
Hicks, Jeff	1924, 26-27
Hill, F.	1916
Hochevar, Luke (Fowler, CO)	2003-05
Hodgson, John (Daytona Beach, FL)	1963-65
Holloway, Condredge (Huntsville, AL)	1973-75
Holtzclaw, Tommy	1960-61
Honeycutt, Rick (Ft. Oglethorpe, GA)	1973-76
Hooper, Herb	1958-60
Hope, M.G.	1903-05
Hopkins, B.B.	1951-53
Hopkins, Brandon (Knoxville, TN)	1999-02
Hopper, Tony (Jackson, TN)	1966
Horner, Jack	1961-62
Horton, H.	1921
Hostetler, Jeff (Johnson City, TN)	1990
House, Lawrence	1961
Howard, Don (Springfield, VA)	1978, 80-81
Howard, Robby (Erwin, TN)	1976-78
Howell, Chris (Fitzgerald, GA)	2004-05
Hudgens, Ken	1962-64
Hudson, Luke (Fountain Valley, CA)	1996-98
Huffstetler, John	1951-53
Hunt, George (Clearwater, FL)	1970-71
Hunter, Charlie (Chattanooga, TN)	1998
Huskisson, Mike (Knoxville, TN)	1976-78
Hutchison, D.	1913
Hutchison, F.N.	1914-15
Hutchison, Jim (Knoxville, TN)	1970-73
Hyatt, Barry (Knoxville, TN)	1984

## I

Imperial, Jason (Caldwell, NJ)	1989-90
Iorg, Eli (Knoxville, TN)	2004-05

## J

Jackson, Raymond (Davenport, IA)	1991
Jarvis, H.D.	1922
Jenkins, Herman	1942
Jenkins, Richie (Sweetwater, TN)	1998-99
Jobe, Martin	1962
Johnson, Curtis (Lewisburg, TN)	1982-83
Johnson, Dusty (Knoxville, TN)	2001-04
Johnson, Greg (Bristol, TN)	1971-73
Johnson, Jimmy (Dayton, OH)	1980-82
Johnson, Johnny	1959
Johnson, Lynn	1960-62
Jones, Bill	1954
Jones, Dean (Knoxville, TN)	1991
Jones, James	1942
Jones, Jesse	1931
Jones, Ronnie	1954
Jordan, Dennis (Austell, GA)	1981-82

## K

Karr, Sparky	1924-26
Keene, Jack (Chattanooga, TN)	1997
Keene, Kurt (Chattanooga, TN)	1997-98
Kelley, Chris (Andalusia, AL)	1991-92
Kemp, Chris (Duluth, GA)	2004
Kennedy, H.M.	1910-11
Kennedy, Karl	1898
Kennedy, Paul	1900
Kerfeld, Mike (Marietta, GA)	2004
Kinard, Rudy (Atlanta, GA)	1969-70
King, Eric (Antioch, CA)	2004-05
King, Richard (Stone Mountain, GA)	1991-92
Kinzel, Chuck (Roanoke, VA)	1978-80
Koella, Carl	1928

## L

Landis, H.	1917
Lannom, Bobby (Lebanon, TN)	1964-66
Labelle, Ray (Knoxville, TN)	1986
LaSorsa, Mike	1961
Lawler, Mike (Sarasota, FL)	1966-67
Lawo, S.	1930
Lee, Jimmy (Knoxville, TN)	1968-70
Leffew, Hal	1964
LeGate, Chad (Longwood, FL)	2002-03
Lenahan, Pat (Louisville, KY)	1971-73

Lenahan, Patrick	1942
Lenoir, R.E.	1904
Lewis, Ed (Wilmington, NC)	1993-96
Liles, R.D.	1906
Lincoln, Mike (Citrus Heights, CA)	1996
Lipsuis, Mark (Gainesville, FL)	1984-85
Long, Ronny (Cincinnati, OH)	1983-84
Long, Steve (Bowling Green, KY)	1969-70
Longley, Steve	1963
Longley, W.J.	1903
Lotspeich, E.S.	1905
Love, Brad (Montgomery, AL)	1999-00
Lowe, Darryl (Bristol, TN)	1964-66
Loy, Stan (Knoxville, TN)	1977-78

## M

MacNeill, Randy (Niceville, FL)	1991-92
Maddox, Johnny	1960-62
Magee, William	1924
Mahalko, Nick	1954
Mahery, F.	1907
Manlove, Don	1954
Manning, Gus	1948
Maples, Jason (Knoxville, TN)	1986-88
Maples, R.L.	1951-52
Maples, Steve (Knoxville, TN)	1965
Marr, Jason (Downey, CA)	1997
Martin, Alphonso (Cleveland, TN)	1984-85
Martin, Gene	1939
Martin, Todd (Cookeville, TN)	2004
Mashburn, Gary (Knoxville, TN)	1973-75
Mason, Joe	1961
Massengill, T.	1918-19
Massey, Beau (Newport, TN)	2001-04
Massey, Gene	1958-60
Massey, John (Adamsville, TN)	2000
Massey, Jon (Chattanooga, TN)	1983-84
Mathews, Kent (Knoxville, TN)	1976-77
Matthews, Steve (Northport, FL)	1990
May, Brian (Fairfield, OH)	1993-94
McBride, Jim (Calhoun, TN)	1966-68
McCaulley, Jason (McMinnville, TN)	1994
McClain, Joe	1952
McClain, Mark (Memphis, TN)	1986-89
McComb, William	1942
McConkey, Mike (Knoxville, TN)	1979-81
McCord, William	1953
McCormick, N.R.	1928-29
McCraw, Jack	1958
McCullough, Bob	1960
McCullough, Jim	1948
McDaniel, Randy (Birmingham, AL)	1979-80
McDermott, Terrance (Athens, TN)	1991
McDonald, Henry	1947
McDonnell, Shawn (Mays Landing, NJ)	1989-90
McDowell, Seth (Hartsville, TN)	1993
McElroy, Bill	1954
McEver, W.	1921
McGaha, Tony (Kingsport, TN)	1986-88
McGinnis, D.	1909
McGlothlin, Pat	1941
McKeel, Dick	1949-50
McKinney, Roger (Tampa, FL)	1970-72
McLuhan, Jonathan (Woodstock, GA)	1995-96
McMichael, Greg (Knoxville, TN)	1986-88
McNabb, P.E.	1907-08
McPherson, W.E.	1927-29
Meadows, Coy	1964
Meek, David	1918-19
Merrill, D.C.	1926-27
Meyers, Ryan (Brentwood, TN)	1993-96
Miller, Brandon (Nashville, TN)	1992-93
Miller, Don (Stoughton, MA)	1968-69
Miller, R.	1903
Miller, R.R.	1918-19
Miller, Tim (Williamsport, PA)	1995
Mitchell, David (Coeburn, VA)	1976-77
Moffett, Ryan (Knoxville, TN)	2000-02
Mondelli, Mike (Nashville, TN)	1967-69
Moore, Baker (Brownsville, TN)	1996-97
Morris, Jeff (Denver, NC)	1981-82
Morris, Jerry (Charlotte, NC)	1980-81
Morris, Josh (Morrison, TN)	1998-99

Morton, Ron (Middletown, OH)	1987-88
Morton, Ronnie	1963
Moser, J.C.	1924
Moyers, William	1930
Moyers, Charles	1964
Murray, James	1899-00
Murray, R.M.	1910, 12
Myers, Lawson	1907
Myers, Mathew (Carmichael, CA)	1996-97
Myers, Tony (Nashville, TN)	1981-84

## N

Nadeau, Joe (Dayton, OH)	1995
Neal, John (Nashville, TN)	1988-89
Neely, K.A.	1911
Neff, Danny (Defiance, OH)	1964-66
Newsom, Greg (Chattanooga, TN)	1983-86
Nicholson, Devon (Orangevale, CA)	2000-01
Norrid, Kyle (Germantown, TN)	2003-04
Northeimer, James (Sacramento, CA)	1993-94
Norton, J.	1920

## O

O'Brien, Joe (Knoxville, TN)	1971-73
O'Kain, Billy Joe	1951-52
Ochs, Van Dyke	1916
Oden, Bill (Oak Ridge, TN)	1973-75
Odom, Clark (Quincy, FL)	1997-98
Ogle, H.	1908
Ogles, Charles	1942
Ojeda, Augie (South Gate, CA)	1996
Oldacre, Greg (Knoxville, TN)	1981
Opron, Eric (Geneva, OH)	1984-85
Osborne, Ed	1941
Osteen, J.M.	1915
Otte, Jim	1957
Overall, Dick	1955, 57
Overby, Mike	1951
Overton, John	1930
Owen, Jeff (Memphis, TN)	1983, 85-87

## P

Painter, Max	1959-60, 62
Palmer, Pat (Chatham, NJ)	1985-86
Pantages, Jason (Whittier, CA)	1992-93
Panyon, Larry	1960
Parham, Tim (Laurel, MD)	1992
Parker, Allan (Tampa, FL)	1993-94
Parker, Justin (Nesbit, MS)	1998-01
Partin, J.	1905
Patterson, Quenten (Killeen, TX)	1999
Payne, Herky	1951-52
Peoples, E.	1918-19
Petrella, Frank (Philadelphia, PA)	1968-69
Pettway, William	1920-22, 25
Petty, Malcolm (Wooster, OH)	1966-67
Pickler, Jeff (Santa Anna, CA)	1996-98
Pinkham, Steve (Knoxville, TN)	1976-79
Polk, J.	1910
Poston, J.	1905-06
Powell, Dale	1951
Powell, Ron (Waynesboro, VA)	1985-86
Powers, Frank	1953
Pratt, Norman (Knoxville, TN)	1967-69
Priest, Adam (Knoxville, TN)	1992-94
Pritchard, Joe (Knoxville, TN)	1973-75
Pritchard, Tom (Knoxville, TN)	1964-66

## R

Ragland, H.	1915-16
Raiken, Ed	1947
Ramirez, Danny (Montebello, CA)	1990
Randa, Joe (Delafield, WI)	1991
Raphus, Randy (Berkeley, IL)	1979-80
Rawlings, A.L.	1914
Raymond, Terry (Deposit, NY)	1972
Rechenbach, Todd (Knoxville, TN)	1985-86
Rechichar, Bert	1951-52
Reich, Rodney	1953
Reichenbach, Eric (Farmingville, NY)	1989-90
Reichling, Dutch	1928
Reynolds, Jack (Massapequa, NY)	1976-79

Reynolds, Neil	1910-11
Rickey, Frank (Willow Grove, PA)	1985-86
Richardson, Ralph	1963
Ridenour, Bob	1953
Rigsby, Hunter (Knoxville, TN)	2001-02
Riley, Ben (West Des Moines, IA)	2002-04
Riley, Rod (Baltimore, MD)	1984-86
Rinehart, Dallas (Kingsport, TN)	1990
Rivera, Michael (Miami, FL)	2003-05
Rivers, Gary (Hendersonville, NC)	1977-79
Robinson, F.H.	1898
Robinson, Gary (Centralia, IL)	1975
Rodriguez, Richard (El Monte, CA)	1982-84
Rogers, R.	1899-00
Rose, Clark (Chattanooga, TN)	1988-90
Rosenbaum, Geoff (Lenoir City, TN)	1993-94
Ross, Donnie (Mt. Juliet, TN)	1998-99
Ross, Justin (Pittsburgh, PA)	1996-98
Ross, Lamar	1927
Roth, Greg (Pincher Creek, Alberta)	1987-88
Ruiz, John (Kalaheo, HI)	1997
Rutherford, Dave (Bristol, TN)	1970

## S

Sadlowe, Jay (Knoxville, TN)	2002
Saint Jean, Brian (Feeding Hills, MA)	2002
Sammons, Bobby	1961-63
Samuels, Matt (Terre Haute, IN)	2001
Sanders, W.R.	1909-12
Sanders, W.W.	1897
Sanger, Jim (Jacobus, PA)	1986
Sanmiguel, Alex (Hoffman Est., IL)	1992-93
Sayle, Harry (Memphis, TN)	1993
Schlegel, Bob	1954-57
Schlosser, Mark (Medicine Hat, AL)	1995
Schroeder, Joel (Lansdowne, PA)	1979
Schroeffel, Scott (Allison Park, PA)	1995-96
Scott, Kurt (Chattanooga, TN)	1998, 2000
Scott, W.T.	1910
Scruggs, David	1960
Searcy, Steve (Knoxville, TN)	1983-85
Seaver, Joey (Church Hill, TN)	1985-86
Seiber, Jim	1947-48
Sevilla, Walter (Miami, FL)	2002-03
Shepherd, W.C.	1900
Shuford, George	1961-63
Simpson, Casey (Irvine, CA)	1989
Simpson, Gene	1956-59
Simpson, Scott (Tullahoma, TN)	1982-83
Sims, Mitch (Bogart, GA)	1982
Sinacori, Chris (Wantagh, NY)	1989-90
Sitton, Rod (Oklahoma City, OK)	1987-88
Slover, Paul (Memphis, TN)	1967
Smith, Adam (Cumming, GA)	2001-02
Smith, C.P.	1902
Smith, Coleman (Lithonia, GA)	1991
Smith, Corry	1927
Smith, J.S.	1914
Smith, Joel (Macon, GA)	1987
Smith, Lance (Paris, TN)	1994-95
Smith, Terry (Covington, GA)	1966-68
Smith, W.C.	1913
Smith, W.P.	1898
Smith, Wiley	1924-25
Smithson, G.	1899
Smithson, Mike (Centerville, TN)	1975-76
Snyder, Chris (Knoxville, TN)	1989-90
Snyder, S.R.	1905
Soper, Steve (Bullhead City, AZ)	1994
Spain, Wayne (Jackson, TN)	1971
Speed, Steve (Union City, TN)	1967-68
Spurling, Dick	1955-56
Stalcup, Mac (Knoxville, TN)	1967-68
Stamps, Tom (Hendersonville, TN)	1982-85
Sternberg, Matt (Miami, FL)	2001-02
Stewart, Bob	1947
Stewart, M.	1910
Stiles, Kendall (Knoxville, TN)	1980-82
Stokes, Cubb (Hickman, KY)	1972-73
Stooksberry, Gary (Memphis, TN)	1971-72
Strang, Grey (Oak Ridge, TN)	1972-73
Streater, Jimmy (Sylva, NC)	1979
Strong, Joe	1947

# Lettermen

2001



1994



Suter, Carl (Bedford, OH) _____	1973
Swallows, Adam (Livingston, TN) _____	1994
Swilley, Harry _____	1960-61
Szilagyi, Brian (Baldwin, NY) _____	1990-92

## T

Taylor, Jack _____	1907
Taylor, Jim _____	1962-63
Taylor, Paul _____	1961, 63
Taylor, W.C. _____	1948
Terhune, Corky (Ridgewood, NJ) _____	1974
Terrell, Jeffery (Lewisburg, TN) _____	2002
Terry, J.H. _____	1899
Test, Eddie _____	1960
Tharpe, Derek (Knoxville, TN) _____	2003-04
Thayer, Jim _____	1958-59
Thayer, Jim (Kingsport, TN) _____	1967
Thomas, Jim _____	1958-59
Thompson, Dewey _____	1962-64
Tiller, David (Clinton, TN) _____	1965-67
Tinkler, W.S. _____	1922-23
Tinsley, Larry (Chattanooga, TN) _____	1982-83
Tipton, Larry (Johnson City, TN) _____	1965-66
Tisdale, Marilyn (Jacksonville, FL) _____	1999-00
Tolley, William _____	1916
Toole, Lee _____	1960-61
Torgerson, Pete (Rapid City, SD) _____	1985, 87
Trammell, Bubba (Knoxville, TN) _____	1993-94
Tranbarger, Mark (Cincinnati, OH) _____	1989-91
Trbovich, Rudy _____	1956-57
Treadway, Steve (Erwin, TN) _____	1988-90
Trimble, Charles _____	1955
Troutman, Terry (Knoxville, TN) _____	1983-84
Trusley, Brent (Knoxville, TN) _____	1972
Tucker, Bobby (Memphis, TN) _____	1970-73
Tunnell, Brad (Kingsport, TN) _____	1986-88
Turner, David (Chattanooga, TN) _____	1985
Turner, W.E. _____	1922-24

## U

Usmiller, David _____	1958-59
-----------------------	---------

## V

Valentine, McDonald (Cosby, TN) _____	1966-68
Vance, David (Palm Springs, FL) _____	1992-93
Varner, Don (Chattanooga, TN) _____	1969-70
Vaughn, L.E. _____	1927-29
Vazquez, Jose (Miami, FL) _____	1991-92
Vieira, Scott (San Ramon, CA) _____	1994-95

## W

Wade, F. _____	1921
Walker, Jerry _____	1959
Walkney, Richard (Tampa, FL) _____	1969-71
Wallace, Randy (Jacksonville, FL) _____	1974-75
Waller, A.P. _____	1927-29
Walsh, Bobby _____	1954
Walter, H.B. _____	1929

Walters, G.E. _____	1924
Ware, S. _____	1908-09
Watkins, Jonathan (Nashville, TN) _____	1991-92
Watson, Jimbo (Knoxville, TN) _____	2003
Watson, Sean (Miami, FL) _____	2004-05
Watson, Wayne _____	1954
Weatherford, T.H. _____	1915-16
Webb, E.M. _____	1922
Weinstein, Jack _____	1957-59
Wells, Earl _____	1954-57
Wells, Jerry _____	1961-63
Wesley, Steve (Melbourne, FL) _____	2003
West, Tommy (Gainesville, FL) _____	1974-75
White, F.W. _____	1907
White, J. _____	1917
Whitley, Matt (Lawrenceville, GA) _____	1994-95
Whittlesey, Bob (Clinton, TN) _____	1972-75
Widby, Ron (Knoxville, TN) _____	1965
Wieland, Steve (Gatlinburg, TN) _____	1969-70
Willett, D.A. _____	1920
Williams, Don _____	1952-53
Williams, Glen _____	1957-59
Williams, Jack _____	1963
Williams, M.R. _____	20
Williams, R. _____	1914-15, 17
Williams, W. _____	1915-17
Williamson, S. _____	1910
Wilson, Dan (Orangevale, CA) _____	2001
Wilson, H.T. _____	1911-12
Wilson, James _____	1898
Wilson, W. _____	1910
Wise, Mike (Knoxville, TN) _____	1981-82
Woods, Barry (Sacramento, CA) _____	1992-93
Woods, Rodney (Four Mile, KY) _____	1973-74
Worthington, Jim _____	1949
Wright, Barry (Knoxville, TN) _____	1979-80
Wright, Robert (Nashville, TN) _____	1978-79
Wylie, Mark (Columbus, OH) _____	1975
Wyman, Richie (Louisville, KY) _____	1993-94
Wyrick, David _____	1958

## Y

Yarbrough, John (Salisbury, NC) _____	1974-75
Young, Jimmy (Memphis, TN) _____	1969-70
Young, Robbie (Bayside, NY) _____	1989

## Z

Zabinski, Cas _____	1957-59
Zvolerin, Matt (Cleveland, TN) _____	1994

## All-Time Assistant Coaches

**Jeff Andrews**, Graduate Assistant Coach 1984-85; Part-time Assistant Coach 1986  
**Mike Barnett**, Assistant Coach 1988-89  
**Mark Batchko**, Graduate Assistant Coach 1977; Volunteer Assistant Coach 1982  
**Chance Beam**, Volunteer Assistant Coach 2001  
**Mike Bell**, Assistant Coach 2005-Pres.  
**Randy Burdette**, Student Assistant Coach 1993-94; Volunteer Assistant Coach 1995  
**Bobby Campbell**, Freshman Coach 1972; Graduate Assistant Coach 1973-74 (JV); Assistant Coach 1975 (JV)  
**Shay Coker**, Student Assistant Coach 1998  
**Mark Connor**, Graduate Assistant Coach 1975; Assistant Coach 1979; Head Coach 1988-89  
**Fred Corral**, Assistant Coach 2003-04  
**Mark Cummings**, Graduate Assistant Coach 1976  
**Stuart Driscoll**, Graduate Assistant Coach 1976-77 (JV)  
**Mike Duvall**, Freshman Coach 1970  
**Ken Fruchter**, Assistant Coach 1965-66  
**Fredi Gonzalez**, Graduate Assistant Coach 1988-89  
**Clay Greene**, Volunteer Assistant Coach 2003-05  
**Mark Haley**, Assistant Coach 1987-89  
**Rick Hatcher**, Assistant Coach 1990-92  
**Mike Hawkins**, Graduate Assistant Coach 1978  
**Tom Higgins**, Assistant Coach 1982  
**Rick Honeycutt**, Graduate Assistant Coach 1977; Assistant Coach 1990  
**Robbie Howard**, Student Assistant Coach 1979-80; Assistant Coach 1990  
**Billy Landers**, Graduate Assistant Coach 1971  
**Hal Leffew**, Student Assistant Coach 1966  
**Mike Maack**, Assistant Coach 1997-98  
**Randy Mazey**, Assistant Coach 1999-2002  
**David Mitchell**, Graduate Assistant Coach 1981; Volunteer Assistant Coach 1982  
**Josh Morris**, Student Assistant Coach 2000  
**Bill Mosiello**, Assistant Coach 1993-94  
**Matt Myers**, Volunteer Assistant Coach 1999  
**Jayson Nave**, Volunteer Assistant Coach 1996  
**Devon Nicholson**, Volunteer Assistant Coach 2002  
**Ronnie Osborne**, Assistant Coach 1983-87  
**Bill Permakoff**, Assistant Coach 1988  
**Gary Randall**, Student Assistant Coach 1979  
**Ron Rayho**, Volunteer Assistant Coach 1993  
**Gary Robinson**, Graduate Assistant Coach 1978  
**Clark Rose**, Graduate Assistant Coach 1991-92  
**Danny Rue**, Graduate Assistant Coach 1980  
**Mark Russell**, Assistant Coach 1990  
**Dave Serrano**, Assistant Coach 1995-96  
**Larry Simcox**, Assistant Coach 1991-Present  
**Bob Smith**, Part-time Assistant Coach 1984-87  
**Wayne Spain**, Student Assistant Coach 1972  
**Pat Sullivan**, Graduate Assistant Coach 1987  
**John Whited**, Assistant Coach 1981; Head Coach 1982-87  
**Torry Zerilla**, Volunteer Assistant Coach 1997, 2005

*Note: John Whited was Tennessee's first full-time assistant baseball coach in 1981.*

## Annual Team Awards

### BILL WRIGHT Student-Athlete Award

1988	John Neal, P
1989	Clark Rose, OF
1990	Clark Rose, OF
1991	Jeff Foster, 3B
1992	Adam Priest, OF
1993	Adam Priest, OF
1994	Adam Priest, OF
1995	Brad Greene, P
1996	R.A. Dickey, P
1997	Jeff Pickler, 2B
1998	Jeff Pickler, 2B
1999	Chris Burke, 2B
2000	Kurt Scott, P
2001	Hal Bibee Jr., C
2002	Ryan Moffett, OF
2003	Dusty Johnson, P
2004	Dusty Johnson, P
2005	Rob Fitzgerald, OF/P

### STEVE SEARCY Most Improved Award

1988	Clark Rose, OF
1989	Jason Imperial, 3B
1990	Mike DiFelice, C
1991	Raymond Jackson, OF
1992	Andy Blanco, 2B
1993	Fred Carr, 2B
1994	Bronson Heflin, P
1995	Ed Lewis, 2B
1996	Clay Greene, OF
1997	Jason Clabo, OF
1998	Sonny Cortez, OF
1999	Josh Morris, INF
2000	Jeff Christensen, DH
2001	Will Curtiss, P
2002	Hal Bibee Jr., C
2003	Josh Alley, OF
2004	Alex Suarez, DH
2005	Chase Headley, 3B

### RICK HONEYCUTT Most Valuable Player Award

1988	Greg Roth, 3B
1989	Mike Basse, OF
1990	Danny Ramirez, SS
1991	Doug Hecker, 1B/P
1992	Jose Vazquez, OF
1993	Todd Helton, 1B/P
1994	Todd Helton, 1B/P
1995	Todd Helton, 1B/P
1996	Scott Schroeffel, OF/P
1997	Ken Folkers, 3B/P
1998	Jeff Pickler, 2B
1999	Jamie Bennett, LHP
2000	Chris Burke, 2B
2001	Chris Burke, SS
2002	Jordan Czarniecki, OF
2003	Luke Hochevar, RHP
2004	Eli Iorg, OF
2005	Eli Iorg, OF

### MIKE SMITHSON Most Valuable Pitcher Award

1988	Greg McMichael, RHP
1989	Robert Gaddy, LHP
1990	Allan Halliday, LHP
1991	Paul Fletcher, LHP
1992	Richard King, RHP
1993	Chris Freeman, RHP
1994	R.A. Dickey, RHP
1995	Ryan Meyers, RHP
1996	R.A. Dickey, RHP
1997	Michael Cosgrove, RHP
1998	Kurt Scott, RHP
1999	Jamie Bennett, LHP
2000	Jamie Bennett, LHP
2001	Wyatt Allen, RHP
2002	Jeffery Terrell, LHP
2003	Luke Hochevar, RHP
2004	Derek Tharpe, LHP
2005	Luke Hochevar, RHP

### PHIL GARNER Defensive Player Award

1988	Greg Roth, 3B
1989	Mike Basse, OF
1990	Mike Basse, OF
1991	David Hayden, SS
1992	Doug Hecker, 1B/P
1993	Allan Parker, SS
1994	Allan Parker, SS
1995	Scott Schroeffel, OF/P
1996	Augie Ojeda, SS
1997	Eduardo Figueroa, 1B
1998	Eduardo Figueroa, 1B
1999	Chris Burke, 2B
2000	Ryan Case, 1B
2001	Ryan Case, 1B
2002	Jordan Czarniecki, OF
2003	Jordan Czarniecki, OF
2004	Brian Cleveland, SS
2005	J.P. Arencibia, C



1995



2005

# Medical Glossary

The following glossary provides definitions of terms that are used during the course of the season by medical staff members of baseball organizations.

Provided by the Professional Baseball Athletic Trainers Society.

## A

- A.T.,C.**--Athletic Trainer Certified: athletic trainers with this designation have passed the certification exam administered by the National Athletic Trainers' Association (N.A.T.A.)
- AC Joint**--Acromioclavicular joint; joint of the shoulder where acromion process of the scapula and the distal end of the clavicle meet; most shoulder separations occur at this point.
- Abrasion**--Any injury which rubs off the surface of the skin.
- Abscess**--An infection which produces pus; can be the result of a blister, callus, penetrating wound or laceration.
- Achilles Tendon** - The thick tendon at the distal portion of the calf that connects the calf muscle to the heel.
- Adhesion**--Abnormal adherence of collagen fibers to surrounding structures during immobilization following trauma or as a complication of surgery, which restricts normal elasticity of the structures involved.
- Aerobic**--Exercise in which energy needed is supplied by oxygen inspired and is required for sustained periods of vigorous exercise with a continually high pulse rate.
- Anabolic Steroids**--Steroids that promote tissue growth by creating protein in an attempt to enhance muscle growth. The main anabolic steroid is testosterone (male sex hormone).
- Anaerobic**--Exercise without the use of oxygen as an energy source; shorts bursts of vigorous exercise.
- Anterior Compartment Syndrome**--Condition in which swelling within the anterior compartment of the lower leg jeopardizes the viability of muscles, nerves and arteries that serve the foot. In severe cases, emergency surgery is necessary to relieve the swelling and pressure.
- Anterior Cruciate Ligament (ACL)**--A primary stabilizing ligament within the center of the knee joint that prevents hyperextension and excessive rotation of the joint. A complete tear of the ACL necessitating reconstructive surgery could require up to 12 months of rehabilitation.
- Anterior Talofibular Ligament**--A ligament of the ankle that connects the fibula (lateral ankle bone) to the talus. This ligament is oft times subject to sprain.
- Anti-Inflammatory**--Any agent which prevents inflammation, such as aspirin or ibuprofen.
- Arteriogram**--A film demonstrating arteries after injection of a dye.
- Arthrogram**--X-ray technique for joints using air and/or dye injected into the affected area. Useful in diagnosing meniscus tears of the knee and rotator cuff tears of the shoulder.
- Arthroscope**--An instrument used to visualize the interior of a joint cavity.
- Arthroscopy**--A surgical examination of the internal structures of a joint by means of viewing through an arthroscope. An arthroscopic procedure can be used to remove or repair damaged tissue or as a diagnostic procedure in order to inspect the extent of any damage or confirm a diagnosis.
- Aspiration**--The withdrawal of fluid from a body cavity by means of suction or siphonage apparatus, such as a syringe.
- Atrophy**--To shrivel or shrink from disuse, as in muscular atrophy.
- Avascular Necrosis**--Death of tissue due to lack of circulation.
- Avulsion**--The tearing away, forcibly, of a part or structure.

## B

- Baker's Cyst**--Localized swelling of a bursa sac in the posterior knee as a result of fluid that has escaped from the knee capsule. A Baker's cyst indicates that there is a trauma inside the knee joint that leads to excessive fluid production.
- Bennett's Fracture**--A fracture and dislocation of the base of the first metacarpal, the thumb.
- Bone Scan**--An imaging procedure in which a radioactive-labeled substance is injected into the body to determine the status of a bony injury. If the bone at the injury site takes up the radioactive substance, the injury will show as a "hot spot" on the scan image. The bone scan is particularly useful in the diagnosis of stress fractures.
- Bruise**--The common term for Ecchymosis.
- Bursa**--A fluid-filled sac that is located in areas where friction is likely to occur, then minimizes the friction, for example between a tendon and bone.

## C

- Calf**--Large muscle located at the back of the shin that includes the gastrocnemius and the soleus muscles and is connected to the heel by the Achilles tendon. This is responsible for foot plantar-flexion and is instrumental in jumping.
- Capsule**--An enclosing structure that surrounds the joint and contains ligaments that stabilize that joint.
- Cartilage**--Smooth, slippery substance preventing two ends of bones from rubbing together and grating.
- CAT scan**--Use of a computer to produce a cross sectional view of the anatomical part being investigated from x-ray data.
- Cervical Vertebrae**--Group of seven vertebrae located in the neck.
- Charley Horse**--A contusion or bruise to any muscle resulting intramuscular bleeding.
- Chondral Fracture**--Fracture to the chondral (cartilaginous) surfaces of bone.
- Chondromalacia**--Roughening of the articular cartilage. Best known for the roughening of the underside of the patella, which can occur in any patellofemoral injury.
- Clavicle**--The collar bone.
- Coccyx**--The "tail bone"; a group of four vertebrae that are fused together, located at the terminal end of the spine.
- Colles' Fracture**--A fracture of the distal end of the radius with the distal end being displaced backward.
- Computed Tomography (CT)**--Method of visualizing the body's soft tissues. Using x-rays with the beam passing repeatedly through the body part, the CT scans while a computer calculates tissue absorption at each point scanned.
- Concentric Muscle Contraction**--A shortening of the muscle as it develops tension and contracts to move a resistance.
- Concussion**--Jarring injury of the brain resulting in dysfunction. It can be graded as mild, moderate and severe depending on loss of consciousness, amnesia and loss of equilibrium.
- Congenital**--Existing before birth, to be born with.
- Conjunctivitis**--Inflammation of the membrane lining the eyelids and covering the eyeball.
- Contractures**--Abnormal, usually permanent contraction of a muscle due to atrophy of muscle fibers, extensive scar tissue over a joint, or other factors.
- Contusion**--An injury to a muscle and tissues caused by a blow from a blunt object.

## D

- Costochondral**--Cartilage that separates the bones within the rib cage.
- Cryotherapy**--A treatment used with cold, i.e. Ice pack, ice bath.
- Cyst**--Abnormal sac containing liquid or semi-solid matter.

## E

- Debridement**--Removal of non-healthy tissues and foreign material from a wound or burn to prevent infection and permit healing.
- Degenerative Joint Disease**--Changes in the joint surfaces as a result of repetitive trauma.
- Deltoid Ligament**--Ligament that connects the tibia to bones of the medial aspect of the foot and is primarily responsible for stability of the ankle on the medial side. Is sprained less frequently than other ankle ligaments.
- Deltoid**--Muscles at the top of the arm, just below the shoulder, responsible for shoulder motions to the front, side and back.
- Disc, Intervertebral**--A flat, rounded plate between each vertebrae of the spine. The disc consists of a thick fiber ring that surrounds a soft gel-like interior. It functions as a cushion and shock absorber for the spinal column.
- Dislocation**--Complete displacement of joint surfaces.

## F

- Eccentric Muscle Contraction**--An overall lengthening of the muscle as it develops tension and contracts to control motion performed by an outside force; oft times referred to a "negative" contraction in weight training.
- Ecchymosis**--Bleeding into the surface tissue below the skin, resulting in a "black and blue" effect.
- Edema**--Accumulation of fluid in organs and tissues of the body; swelling.
- Effusion**--Accumulation of fluid, or the fluid itself, in various spaces in the body. Commonly, the knee has an effusion after an injury.
- Electrical Galvanic Stimulation (EGS)**--An electrical therapeutic modality that sends a current to the body at select voltages and frequencies in order to stimulate pain receptors, disperse edema, or neutralize muscle spasms among other functional applications.
- Electrolyte Drink**--Fluid for replacing electrolytes.
- Electromyogram (EMG)**--Test to determine nerve function.
- Epicondylitis**--Inflammation in the elbow due to overuse.
- Ethyl Chloride**--"Cold spray" or "freeze", a chemical coolant sprayed onto an injury site to produce a local, mild anesthesia.
- External Rotation**--Lateral rotation of a joint or extremity to the outside.

## G

- Fascia**--A connective tissue sheath consisting of fibrous tissue and fat which unites the skin to the underlying tissue.
- Fat Percentage**--The amount of body weight that is adipose, fat tissue. Fat percentages can be calculated by underwater weighing, measuring select skinfold thickness, or by analyzing electrical impedance.
- Femur**--Thigh bone; longest bone in the body.
- Fibula**--Smaller of the two bones in the lower leg; runs from knee to the ankle along the outside of the lower leg.
- Flexibility**--The ability of the muscle to relax and yield to stretch forces.
- Fracture**--Breach in continuity of a bone. Types of fractures include simple, compound, comminuted, greenstick, incomplete, impacted, longitudinal, oblique, stress and transverse.
- Gamekeeper's Thumb**--Tear of the ulnar collateral ligament of the metacarpophalangeal joint of the thumb.
- Glenohumeral**--The shoulder girdle; consists of the glenoid capsule, head of the humerus and labrum. The type of joint that allows 360-degree motion, a "ball and socket" joint.
- Glenoid Fossa**--Cavity of the scapula into which the head of the humerus fits to form the shoulder joint. Location of shoulder dislocation or subluxation.
- Grade One Injury**--A mild injury in which ligament, tendon, or other musculoskeletal tissue may have been stretched or contused, but not torn or otherwise disrupted.
- Grade Two Injury**--A moderate injury when musculoskeletal tissue has been partially, but not totally torn which causes appreciable limitation in function of the injured tissue.
- Grade Three Injury**--A severe injury in which tissue has been significantly, and in some cases totally, torn or otherwise disrupted causing a virtual loss of function.
- Groin**--Junction of the thigh and abdomen; location of muscles that rotate, flex and adduct the hip.

## H

- Hammer Toe**--Condition when the distal joint of a toe is at a different angle than the remaining joints of the same toe.
- Hamstring**--Category of muscle that runs from the buttocks to the knee along the back of the thigh. It functions to flex the knee, and is oft times injured as a result of improper conditioning or lack of muscle flexibility.
- Heat Cramps**--Painful muscle spasms of the arms or legs caused by excessive body heat and depletion of fluids and electrolytes.
- Heat Exhaustion**--Mild form of shock due to dehydration because of excessive sweating when exposed to heat and humidity.
- Heat Stroke**--Condition of rapidly rising internal body temperature that overwhelms the body's mechanisms for release of heat and could result in death if not cared for appropriately.
- Hematoma**--Tumor-like mass produced by an accumulation of coagulated blood in a cavity.
- High Ankle Sprain** - An injury to the Interosseus membrane, which is the fibrous tissue that stabilizes the tibia and fibula.
- Hot Pack**--Chemical pack that rests in water, approximately 160 degrees, and retains its heat for 15-20 minutes when placed in a towel for general therapeutic application.
- Humerus**--Bone of the upper arm that runs from the shoulder to the elbow.
- Hydrotherapy**--Treatment using water.
- Hyperextension**--Extreme extension of a limb or body part.

## I

- Illiotal Band**--A thick, wide fascial layer that runs from the iliac crest to the knee joint and is occasionally inflamed as a result of excessive running.
- Impingement Syndrome**--Pinching together of the supraspinatus muscle and other soft tissue in the shoulder. The most common (Throwing) arm injury, which represents many pathologies and generally involves supraspinatus overuse.

# Medical Glossary

2001



1994



**Inflammation**--The body's natural response to injury in which the injury site might display various degrees of pain, swelling, heat, redness and/or loss of function.

**Intermittent Compression Pump**--Therapeutic modality that uses an air pump to send air into a sleeve worn over an injury, on an intermittent basis, in order to disperse edema and break up swelling at the injury.

**Internal Rotation**--Rotation of a joint or extremity medially, to the inside.

**Interosseus Membrane**--Uniting membrane between the tibia and fibula that forms a collagenous fibrous tissue. It has two functions: to serve as an origin for many of the muscles of the lower leg, and to transmit stress from the tibia to the fibula.

**Isokinetic Exercise**--Form of active resistive exercise in which the speed of limb movement is controlled by a pre-set limiting machine, such as Cybex or Biodex.

**Isometric Contraction**--Muscular contraction in which tension is developed but no mechanical work is done. There is no appreciable joint movement and the overall length of the muscle stays the same.

**Isotonic Contraction**--A concentric or eccentric muscular contraction that results in movement of a joint or body part, as in lifting a weight.

## L

**Labrum (Labrum Glenoidale)**--The cartilage of the glenoid cavity in the shoulder. A lip-edge or lip-like structure.

**Lateral Collateral Ligament (LCL)**--Ligament of the knee along the lateral aspect that connects the femur to the fibula. It provides lateral stability to the joint.

**Ligament**--Band of fibrous tissue that connects bone to bone, bone to cartilage and supports and strengthens joints.

**Lumbar Vertebrae**--Five vertebrae of the lower back that articulate with the sacrum to form the lumbosacral joint.

## M

**Magnetic Resonance Imaging (MRI)**--Imaging procedure in which a radio frequency pulse causes certain electrical elements of the injured tissue to react to this pulse and through this process a computer display and permanent film establish a visual image. MRI does not require radiation and is very useful in the diagnosis of soft tissue, disc and meniscus injuries.

**Malleolus**--Rounded projection on either side of the ankle joint; the lateral malleolus is the distal end of the fibula and the medial malleolus is the distal end of the tibia.

**Mallet Finger**--Injury of the finger tip in which the extensor tendon is avulsed off the distal phalanx.

**Maximal Aerobic Power (MAX VO 2)**--The maximal volume of oxygen consumed per unit of time.

**Medial Collateral Ligament (MCL)**--Ligament of knee along the medial aspect that connects the femur to the joint.

**Meniscectomy**--An intra-articular surgical procedure of the knee by which all or part of the damaged meniscus is removed.

**Meniscus**--Crescent shaped cartilage, usually pertaining to the knee joint; also known as "cartilage." There are two menisci in the knee, medial and lateral. These work to absorb weight within the knee and provide stability.

**Metacarpals**--Five long bones of the hand, running from the wrist to the fingers.

**Metatarsals**--Five long bones of the foot, running from the ankle to the toes.

**Morton's Neuroma**--Involves the nerves and is usually the result of a trauma to the foot, causing inflammation and sharp pain, usually between the third and fourth toes.

**Morton's Toe**--A hereditary condition in which the second toe is longer than the first toe. This can cause mechanical imbalances which produce pain with weight bearing.

**Myositis**--Inflammation of the muscle.

**Myositis Ossificans Traumatica**--A benign ossification, usually following severe trauma to a large muscle mass.

## N

**Neuritis**--Inflammation of a nerve.

## O

**Olecranon Process**--Bony projection of the ulna at the tip of the elbow.

**One Repetition Maximum**--The maximum amount of weight that can be lifted by the player in a particular exercise at one time. This is used as a strength testing technique.

**Orthotic**--Any device applied to or around the body in the care of physical impairment or disability, commonly used to control foot mechanics.

**Osteochondritis Dissecans**--A piece of bone and/or cartilage loosened from its attachment after trauma and a cause of a lesion.

## P

**Parasthesia**--Sensation of numbness or tingling, indicating nerve irritation.

**Patella**--The kneecap. The patella functions to protect the distal end of the femur as well as increase the mechanical advantage and force generating capacities of the quadriceps muscle group.

**Patella Tendinitis**--Inflammation of the patella ligament; also known as "jumper's knee."

**Peroneal Muscles**--Group of muscles of the lateral lower leg that are responsible for evertting the ankle. Tendons of these three muscles are vital to the stability of the ankle and foot.

**Phalanx**--Any bone of the fingers or toes; plural in phalanges.

**Phlebitis**--Inflammation of a vein.

**Phonophoresis**--The technique of driving whole molecules of medication with ultrasound.

**Plantar Fascia**--The tight band of connective tissue beneath the arch of the foot.

**Plantar Fasciitis**--Inflammation of the plantar fascia; associated with overuse of acute foot injury.

**Plantarflexion**--Ankle motion such that the toes are pointed toward the ground.

**Posterior Cruciate Ligament (PCL)**--A primary stabilizing ligament of the knee that provides significant stability and prevents displacement of the tibia backward within the knee joint. A complete tear of this ligament necessitating reconstruction could require up to 12 months of rehabilitation.

**Progressive Resistance Exercise (PRE)**--An approach to exercise whereby the load or resistance to the muscle is applied by some mechanical means and is quantitatively and progressively increased over time.

**Proprioceptive Neuromuscular Facilitation (PNF)**--An approach to therapeutic exercise based on the principles of functional human anatomy and neurophysiology.

## Q

**Quadracep Muscles "Quads"**--A group of four muscles on the front thigh that run from the hip and form a common tendon at the patella; they are responsible for knee extension.

## R

**Radius**--Forearm bone on the thumb side.

**Referred Pain**--Pain felt in an undamaged area of body away from the actual injury.

**Rotator Cuff**--Comprised of four muscle in the shoulder area that can be irritated by overuse. The muscles are the supraspinatus (most commonly injured), infraspinatus, teres minor and subscapularis.

**Rotator Cuff Impingement Syndrome**--A microtrauma or overuse injury caused by stress. The four stages are: 1) tendinitous with temporary thickening of the bursa and rotator cuff, 2) fiber dissociation in the tendon with a permanent thickening of the bursa and scar formation, 3) a partial rotator cuff tear of less than 1 cm, and 4) a complete tear of 1 cm or more.

## S

**SC Joint**--Sternoclavicular joint; articulation of the collarbone with the sternum.

**Sacroiliac**--Junction of the sacrum with the hip bone.

**Sacrum**--Group of five fused vertebrae located just below the lumbar vertebrae of the lower back.

**Scapula**--Shoulder blade.

**Sciatica**--Irritation of the sciatic nerve resulting in pain or tingling running down the inside of the leg.

**Sciatic Nerve**--Major nerve that carries impulses for muscular action and sensations between the lower back and thigh and lower leg; it is the longest nerve in the body.

**Shin Splint**--A catch-all syndrome describing pain in the shin that is not a fracture or tumor and cannot be defined otherwise.

**Soft Corn**--A corn, softened by moisture, that is found beneath the toes rather than on the upper surface of the toe.

**Spleen**--Large, solid organ responsible for the normal production and destruction of blood cells.

**Spondylitis**--Inflammation of one or more vertebrae.

**Spondylolisthesis**--Forward displacement of one vertebrae over another below it due to a developmental defect in the vertebrae.

**Spondylosis**--Abnormal vertebral fixation or immobility.

**Sprain**--Injury resulting from the stretch or twist of the joint and causes various degrees of stretch or tear of a ligament or other soft tissue at the joint.

**Sternum**--The breast bone.

**Strain**--Injury resulting from a pull or torsion to the muscle or tendon that causes various degrees of stretch or tear to the muscle or tendon tissue.

**Stress Fracture**--A hair-line type of break in a bone caused by overuse.

**Stress X-Ray**--A continual x-ray taken when a portion of the body is stressed to its maximum in order to determine joint stability. This is a test utilized in some ankle injuries.

**Stretching**--Any therapeutic maneuver designed to elongate shortened soft tissue structures and thereby increase flexibility.

**Subluxation**--Partial dislocation of a joint. The term usually implies that the joint can return to its normal position without formal reduction.

**Synovial Fluid**--Lubricating fluid for joints and tendons, produced in synovium, or the inner lining of a joint.

**Synovitis**--Inflammation of the synovial lining of a joint.

## T

**Talus**--The ankle bone that articulates with the tibia and fibula to form the ankle joint.

**Target Heart Rate**--A pre-determined pulse to be obtained during exercise when circulation is working at full efficient capacities.

**Tarsals**--Group of six bones in the foot consisting of the navicular, talus, cuboid and three cuneiform bones.

**Tendinitis**--Inflammation of the tendon and/or tendon sheath, caused by chronic overuse or sudden injury.

**Tendon**--Tissue that connects muscle to bone.

**Tenosynovitis**--Swelling of a tendon sheath caused by calcium deposits, repeated strain or trauma.

**Thoracic**--Group of 12 vertebrae located in the thorax and articulates with the 12 ribs.

**Thoracic Outlet Compression Syndrome**--A neuro-vascular disorder of the upper extremity common in throwing.

**Tibia**--Larger of the two bones of the lower leg and is the weight-bearing bone of the shin.

**Tomograph**--A special type of x-ray apparatus that demonstrates an organ or tissue at a particular depth.

**Trachea**--The windpipe.

**Transcutaneous Electrical Nerve Stimulator (TENS)**--An electrical modality that sends a mild current through pads at the injury site which stimulates the brain to release the natural analgesic, endorphin.

**Transverse Process**--Small lateral projection off the right and left side of each vertebrae that functions as an attachment site for muscles and ligaments of the spine.

**Trapezius**--Flat, triangular muscle covering the posterior surface of the neck and shoulder.

**Triceps**--Muscle of the back of the upper arm, primarily responsible for extending the elbow.

## U

**Ulna**--Forearm bone that runs from the tip of the elbow to the little finger side of the wrist.

**Ulnar Nerve**--Nerve in the elbow commonly irritated from excessive throwing.

**Ultrasound**--An electrical modality that transmits a sound wave through an applicator into the skin to the soft tissue in order to heat the local area for relaxing the injured tissue and/or disperse edema.

## W

**Whirlpool**--Water bath in which the water is propelled by air to produce a massaging therapeutic action.

**"Wind Knocked Out"**--Syndrome describing a contraction of the abdominal nerve trunk, the solar plexus, as a result of an abdominal contusion.

**Wrist**--The junction between the two forearm bones (radius and ulna) and the eight wrist bones (trapezium, capitate, hamate, pisiform, triquetral, lunate and scaphoid).

## Z

**Zygoma**--The cheekbone.