



# POSTSEASON

C.J. Black averaged 14.7 points during the 2000 NCAA Tournament, which helped lift the Vols to their first of five Sweet Sixteen appearances since the millennium.



## ALL-TIME SEC TOURNAMENT RESULTS

Year	Site	UT Seed	Opponent	Result
1933	Atlanta	--	Georgia Tech	W, 30-24
	Atlanta	--	LSU	L, 43-55
1934	Atlanta	--	Auburn	W, 43-26
	Atlanta	--	LSU	W, 42-35
	Atlanta	--	Alabama	L, 26-29
1935	No Tournament			
1936	Knoxville	--	Auburn	W, 43-25
	Knoxville	--	Kentucky	W, 39-28
	Knoxville	--	Alabama*	W, 29-25
1937	Knoxville	--	Georgia	W, 35-11
	Knoxville	--	Alabama	W, 42-25
	Knoxville	--	Kentucky*	L, 25-39
1938	Baton Rouge	--	Miss. State	W, 41-34
	Baton Rouge	--	Ole Miss	L, 40-45
1939	Knoxville	--	Auburn	W, 49-35
	Knoxville	--	Vanderbilt	W, 39-36
	Knoxville	--	Kentucky*	L, 38-46
1940	Knoxville	--	Georgia Tech	W, 55-43
	Knoxville	--	Florida	W, 42-32
	Knoxville	--	Kentucky	L, 29-30
1941	Louisville	--	Miss. State	W, 35-29
	Louisville	--	Georgia	W, 41-39
	Louisville	--	Florida	W, 47-26
	Louisville	--	Kentucky*	W, 36-33
1942	Louisville	--	Georgia	W, 62-50
	Louisville	--	Miss. State	W, 50-40
	Louisville	--	Alabama	L, 18-21
1943	Louisville	--	Vanderbilt	W, 41-31
	Louisville	--	LSU	W, 52-34
	Louisville	--	Kentucky*	W, 33-30
1944	No Team			
1945	Louisville	--	Ole Miss	W, 59-37
	Louisville	--	Auburn	W, 56-24
	Louisville	--	Georgia Tech	W, 41-37
	Louisville	--	Kentucky*	L, 35-39
1946	Louisville	--	Vanderbilt	W, 46-32
	Louisville	--	Alabama	L, 24-35
1947	Louisville	--	Georgia	W, 58-45
	Louisville	--	Tulane	L, 41-47
1948	Louisville	--	Miss. State	W, 73-52
	Louisville	--	Ole Miss	W, 81-62
	Louisville	--	Kentucky	L, 47-70
1949	Louisville	--	Miss. State	W, 73-46
	Louisville	--	Ole Miss	W, 74-49
	Louisville	--	Kentucky	L, 44-83
1950	Louisville	--	Georgia Tech	W, 63-56
	Louisville	--	Vanderbilt	W, 50-44
	Louisville	--	LSU	W, 81-79 ot
	Louisville	--	Kentucky*	L, 58-95
1951	Louisville	--	Vanderbilt	L, 52-88
	Louisville	--	Alabama	W, 61-60
1952	Louisville	--	Kentucky	L, 66-81
	1953-78 No Tournament			
1979	Birmingham	2	Auburn (9)	W, 75-64
	Birmingham	2	Kentucky* (6)	W, 75-69 ot
1980	Birmingham	4	Ole Miss (5)	L, 74-76
1981	Birmingham	3	Ole Miss (6)	L, 72-81
1982	Lexington	2	Vanderbilt (7)	W, 57-54
	Lexington	2	Alabama (3)	L, 50-56
1983	Birmingham	7	Florida (10)	W, 78-62
	Birmingham	7	LSU (2)	W, 74-71
	Birmingham	7	Georgia (6)	L, 60-79
1984	Nashville	6	Florida (3)	W, 80-74 ot
	Nashville	6	Auburn (2)	L, 58-60
1985	Birmingham	7	Vanderbilt (10)	W, 71-51
	Birmingham	7	Georgia (2)	L, 61-67
1986	Lexington	8	Ole Miss (9)	L, 56-73
1987	Atlanta	8	Vanderbilt (9)	W, 74-57
	Atlanta	8	Alabama (1)	L, 60-68
1988	Baton Rouge	6	Florida (3)	L, 60-69
1989	Knoxville	5	LSU (4)	W, 95-77
	Knoxville	5	Florida (1)	L, 71-76

Year	Site	UT Seed	Opponent	Result
1990	Orlando	4	Ole Miss (5)	L, 86-87
	Nashville	9	Ole Miss (8)	W, 94-85
1991	Nashville	9	Miss. State (1)	W, 87-70
	Nashville	9	Georgia (5)	W, 85-65
	Nashville	9	Alabama* (3)	L, 69-88
	Birmingham	E3	South Carolina (E6)	W, 70-63
1992	Birmingham	E3	LSU (W2)	L, 89-99
	Lexington	E6	Auburn (W3)	W, 78-76
1993	Lexington	E6	Kentucky (E2)	L, 40-101
	Memphis	E6	Miss. State (W3)	L, 69-73
1994	Atlanta	E6	Alabama (W3)	L, 43-55
1995	New Orleans	E6	Alabama (W3)	W, 77-65
	New Orleans	E6	Georgia (E2)	L, 63-74
1996	Memphis	E6	Auburn (W3)	L, 54-67
1997	Atlanta	E3	LSU (W6)	W, 72-65
	Atlanta	E3	Arkansas (W2)	L, 96-102
1998	Atlanta	E1	Miss. State (W4)	L, 56-62
1999	Atlanta	E1	South Carolina (E5)	L, 68-75
2000	Nashville	E4	Auburn (W5)	W, 73-66
	Nashville	E4	Ole Miss (W1)	L, 73-86
2001	Atlanta	E4	Arkansas (W5)	W, 68-61
	Atlanta	E4	Alabama (W1)	L, 72-91
2002	New Orleans	E3	Auburn (W2)	L, 53-66
2003	Atlanta	E6	Alabama (W3)	L, 49-84
2004	Atlanta	E5	Arkansas (W4)	W, 65-46
	Atlanta	E5	Kentucky (E1)	L, 76-62
2005	Nashville	E1	South Carolina (E5)	L, 71-79
2006	Atlanta	E3	LSU (W6)	L, 67-76 ot
2007	Atlanta	E1	South Carolina (E5)	W, 89-87
	Atlanta	E1	Arkansas (W2)	L, 91-92
2008	Tampa	E1	Alabama (W4)	W, 86-62
	Tampa	E1	Auburn (W2)	W, 94-85
	Tampa	E1	Miss. State* (W3)	L, 61-64
2009	Nashville	E3	LSU (W6)	W, 59-49
	Nashville	E3	Ole Miss (W2)	W, 76-65
	Nashville	E3	Kentucky (E1)	L, 45-74
2010	Atlanta	E5	Arkansas (W4)	W, 74-68
	Atlanta	E5	Florida (E1)	L, 74-85
2011	New Orleans	2	Ole Miss (7)	L, 72-77
2012	Nashville	5	Mississippi State (13)	W, 69-53
	Nashville	5	Alabama (4)	L, 48-58
2013	Atlanta	4	South Carolina (13)	W, 59-44
	Atlanta	4	Florida (1)	L, 49-56

\*Championship Game

From 1933-50 the winner of the tournament was declared the league champion, except for 1935. The tournament did not take place from 1953-78 but was restarted in 1979 to determine the league's representative in the NCAA Tournament.

# VS. OPPONENTS IN SEC TOURNAMENT

## Alabama 5-10

1934	L	26-29
1936	W	29-25*
1937	W	42-25
1942	L	18-21
1946	L	24-35
1952	W	61-60
1982	L	50-56
1987	L	60-68
1991	L	69-88*
1995	L	43-55
1996	W	77-65
2002	L	72-91
2004	L	49-84
2009	W	86-62
2013	L	48-58

## Arkansas 3-2

1998	L	96-102
2002	W	68-61
2005	W	65-46
2008	L	91-92
2011	W	74-68

## Auburn 8-3

1934	W	43-26
1936	W	43-25
1939	W	49-35
1945	W	56-24
1979	W	75-64
1984	L	58-60
1993	W	78-76
1997	L	54-67
2001	W	73-66
2003	L	53-66
2009	W	94-85

## Florida 4-4

1940	W	42-32
1941	W	47-26
1983	W	78-62
1989	L	71-76
1988	L	60-69
1984	W	80-74 OT
2011	L	74-85
2014	L	49-56

## Georgia 5-3

1937	W	35-11
1941	W	41-39
1942	W	62-50
1947	W	58-45
1983	L	60-79
1985	L	61-67
1991	W	85-65
1996	L	63-74

## Georgia Tech^ 4-0

1933	W	30-24
1940	W	55-43
1945	W	41-37
1950	W	63-56

## Kentucky 4-11

1936	W	39-28
1937	L	25-39*
1939	L	38-46*
1940	L	29-30*
1941	W	36-33*
1943	W	33-30*
1945	L	35-39*
1948	L	47-70
1949	L	44-83
1950	L	58-95*
1952	L	66-81
1979	W	75-69* OT
1993	L	40-101
2005	L	62-76
2010	L	45-74

## LSU 7-3

1933	L	43-55
1934	W	42-35
1943	W	52-34
1950	W	81-79 OT
1983	W	74-71
1989	W	95-77
1992	L	89-99
1998	W	72-65
2007	L	67-76 OT
2010	W	59-49

## Mississippi St. 7-3

1938	W	41-34
1941	W	35-29
1942	W	50-40
1948	W	73-52
1949	W	73-46
1991	W	87-70
1994	L	69-73
1999	L	56-62
2009	L	61-64*
2013	W	69-53

## Missouri 0-0

No meetings

## Ole Miss 5-7

1938	L	40-45
1945	W	59-37
1948	W	81-62
1949	W	74-49
1980	L	74-76
1981	L	72-81
1986	L	56-73
1990	L	86-87
1991	W	94-85
2001	L	73-86
2010	W	76-65
2012	L	72-77

## South Carolina 3-2

1992	W	70-63
2000	L	68-75
2006	L	71-79
2008	W	89-87
2014	W	59-44

## Texas A&M 0-0

No meetings

## Tulane 0-1

1947	L	41-47
------	---	-------

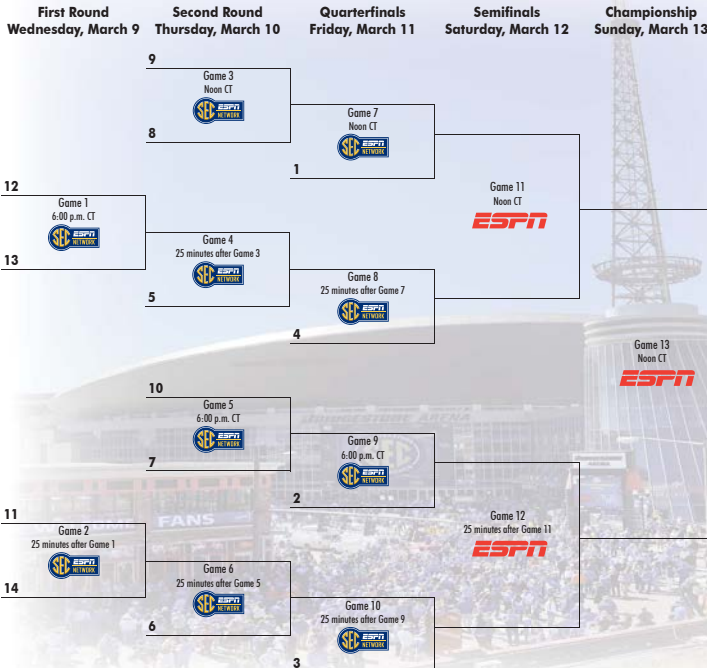
## Vanderbilt 7-1

1939	W	39-36
1943	W	41-31
1946	W	46-32
1950	W	50-44
1951	L	52-88
1982	W	57-54
1985	W	71-51
1987	W	74-57

\* Championship Game  
^ Former SEC Member

### 2016 SEC MEN'S BASKETBALL TOURNAMENT

March 9-13 • Bridgestone Arena • Nashville, Tenn.



# ALL-TIME NCAA TOURNAMENT RESULTS

Year	Date	Region	Site	Round	UT Seed	Opponent	Result
1967	3/17	Midwest	Evanston, Ill.	RS		Dayton	L, 52-53
1967	3/17	Midwest	Evanston, Ill.	RS (16)		Dayton	L, 52-53
	3/18	Midwest	Evanston, Ill.	RC		Indiana	L, 44-51
1976	3/13	East	Charlotte, N.C.	1st (32)		VMI	L, 75-81
1977	3/13	Midwest	Baton Rouge, La.	1st (32)		Syracuse	L, 88-93 ot
1979	3/9	Midwest	Murfreesboro, Tenn.	1st (40)	8	#9 Eastern Kentucky	W, 97-81
	3/11	Midwest	Murfreesboro, Tenn.	2nd (32)	8	#1 Notre Dame	L, 67-73
1980	3/6	East	Greensboro, N.C.	1st (48)	7	#10 Furman	W, 80-69
	3/8	East	Greensboro, N.C.	2nd (32)	7	#2 Maryland	L, 75-86
1981	3/15	East	Charlotte, N.C.	2nd* (32)	4	#5 VCU	W, 58-56 ot
	3/19	East	Atlanta, Ga.	RS (16)	4	#1 Virginia	L, 48-62
1982	3/12	Midwest	Indianapolis, Ind.	1st (48)	9	#8 SW Louisiana	W, 61-57
	3/14	Midwest	Indianapolis, Ind.	2nd (32)	9	#1 Virginia	L, 51-54
1983	3/18	Midwest	Evansville, Ind.	1st (48)	8	#9 Marquette	W, 57-56
	3/20	Midwest	Evansville, Ind.	2nd (32)	8	#1 Louisville	L, 57-70
1989	3/16	East	Greensboro, N.C.	1st (64)	10	#7 West Virginia	L, 68-84
1998	3/12	West	Sacramento, Calif.	1st (64)	8	#9 Illinois State	L, 81-82 ot
1999	3/12	East	Charlotte, N.C.	1st (64)	4	#13 Delaware	W, 62-52
	3/14	East	Charlotte, N.C.	2nd (32)	4	#12 SW Missouri State	L, 51-81
2000	3/17	South	Birmingham, Ala.	1st (64)	4	#13 Louisiana-Lafayette	W, 63-58
	3/19	South	Birmingham, Ala.	2nd (32)	4	#5 Connecticut	W, 65-51
	3/24	South	Austin, Texas	RS (16)	4	#8 North Carolina	L, 69-74
2001	3/16	Midwest	Dayton, Ohio	1st (64)	8	#9 Charlotte	L, 63-70
2006	3/16	Washington D.C.	Greensboro, N.C.	1st (64)	2	#15 Winthrop	W, 63-61
	3/18	Washington D.C.	Greensboro, N.C.	2nd (32)	2	#7 Wichita State	L, 73-80
2007	3/16	South	Columbus, Ohio	1st (64)	5	#12 Long Beach State	W, 121-86
	3/18	South	Columbus, Ohio	2nd (32)	5	#4 Virginia	W, 77-74
	3/22	South	San Antonio, Texas	RS (16)	5	#1 Ohio State	L, 84-85
2008	3/21	East	Birmingham, Ala.	1st (64)	2	#15 American	W, 72-57
	3/23	East	Birmingham, Ala.	2nd (32)	2	#7 Butler	W, 76-71 ot
	3/27	East	Charlotte, N.C.	RS (16)	2	#3 Louisville	L, 60-79
2009	3/20	East	Dayton, Ohio	1st (64)	9	#8 Oklahoma State	L, 75-77
2010	3/18	Midwest	Providence, R.I.	1st (64)	6	#11 San Diego State	W, 62-59
	3/20	Midwest	Providence, R.I.	2nd (32)	6	#14 Ohio	W, 83-68
	3/26	Midwest	St. Louis, Mo.	RS (16)	6	#2 Ohio State	W, 76-73
	3/28	Midwest	St. Louis, Mo.	RF (8)	6	#5 Michigan State	L, 69-70
2011	3/18	West	Charlotte, N.C.	2nd (64)	9	#8 Michigan	L, 45-75
2014	3/19	Midwest	Dayton, Ohio	1st (68)	11	#11 Iowa	W, 78-65 ot
	3/21	Midwest	Raleigh, N.C.	2nd (64)	11	#6 Massachusetts	W, 86-67
	3/23	Midwest	Raleigh, N.C.	3rd (32)	11	#14 Mercer	W, 83-63
	3/28	Midwest	Indianapolis, Ind.	RS (16)	11	#2 Michigan	L, 71-73

\* Received First Round Bye

The NCAA began seeding the tournament in 1979

RS=Regional Semifinal (aka: Sweet Sixteen); RF=Regional Final (aka: Elite Eight); RC=Regional Consolation

# ALL-TIME NIT RESULTS

Year	Date	Site	Round	Opponent	Result
1945	3/17	New York	Quarterfinals	Rhode Island	L, 44-51
1969	3/14	New York	First Round	Rutgers	W, 67-51
	3/17	New York	Quarterfinals	Ohio	W, 75-64
	3/20	New York	Semifinal	Temple	L, 58-63
	3/22	New York	Third Place	Army	W, 64-52
1971	3/20	New York	First Round	St. John's	W, 84-83 ot
	3/22	New York	Quarterfinals	Duke	L, 64-78
1984	3/14	Knoxville	First Round	St. Peter's	W, 54-50
	3/19	Knoxville	Second Round	UT-Chattanooga	W, 68-66
	3/23	Blacksburg, Va.	Third Round	Virginia Tech	L, 68-72
1985	3/14	Cookeville, Tenn.	First Round	Tennessee Tech	W, 65-62
	3/20	Knoxville	Second Round	SW Louisiana	W, 73-72
	3/23	Knoxville	Third Round	Virginia	W, 61-54
	3/27	New York	Semifinal	Indiana	L, 67-74
	3/29	New York	Third Place	Louisville	W, 100-84
1988	3/18	Murfreesboro	First Round	Middle Tennessee State	L, 80-85
1990	3/14	Memphis	First Round	Memphis State	W, 73-71
	3/19	Nashville	Second Round	Vanderbilt	L, 85-89
1992	3/18	Knoxville	First Round	Alabama-Birmingham	W, 71-68
	3/23	Charlottesville, Va.	Second Round	Virginia	L, 52-77
1996	3/13	Knoxville	First Round	College of Charleston	L, 49-55
2003	3/18	Knoxville	First Round	Georgetown	L, 60-70
2004	3/17	Fairfax, Va.	First Round	George Mason	L, 55-58
2012	3/13	Knoxville	First Round	Savannah State	W, 65-51
	3/19	Knoxville	Second Round	Middle Tennessee	L, 64-71
2013	3/20	Knoxville	First Round	Mercer	L, 67-75

# NCAA TOURNAMENT SUPERLATIVES

## RECORD

Appearances: 20  
 Overall Record: 19-21 (.475)  
 First Round Record: 11-6 (.647)  
 Second Round Record: 6-7 (.462)  
 Third Round Record: 1-0 (1.000)  
 Regional Semifinal Record (Sweet Sixteen): 1-6 (.143)  
 Regional Final Record (Elite Eight): 0-1 (.000)  
 Regional Consolation Record: 0-1 (.000)

## VS. OPPONENT

1-0 vs. American (2008)  
 1-0 vs. Butler (2008)  
 0-1 vs. Charlotte (2001)  
 1-0 vs. Connecticut (2000)  
 0-1 vs. Dayton (1967)  
 1-0 vs. Delaware (1999)  
 1-0 vs. Eastern Kentucky (1979)  
 1-0 vs. Furman (1980)  
 0-1 vs. Illinois State (1998)  
 0-1 vs. Indiana (1967)  
 1-0 vs. Iowa (2014)  
 1-0 vs. Long Beach State (2007)  
 2-0 vs. Louisiana-Lafayette (1982\*, 2000)  
 0-2 vs. Louisville (1983, 2008)  
 1-0 vs. Marquette (1983)  
 0-1 vs. Maryland (1980)  
 1-0 vs. Massachusetts (2014)  
 1-0 vs. Mercer (2014)  
 0-2 vs. Michigan (2014)  
 0-1 vs. Michigan State (2010)  
 0-1 vs. North Carolina (2000)  
 0-1 vs. Notre Dame (1979)  
 1-0 vs. Ohio (2010)  
 1-1 vs. Ohio State (2010)  
 0-1 vs. Oklahoma State (2009)  
 1-0 vs. San Diego State (2010)  
 0-1 vs. Southwest Missouri State (1999)  
 0-1 vs. Syracuse (1977)  
 1-0 vs. Virginia Commonwealth (1981)  
 1-2 vs. Virginia (1981, 1982, 2007)  
 0-1 vs. VMI (1976)  
 0-1 vs. West Virginia (1989)  
 0-1 vs. Wichita State (2006)  
 1-0 vs. Winthrop (2006)

## BY SITE

0-1 at Atlanta, Ga. (1981)  
 0-1 at Austin, Texas (2000)  
 0-1 at Baton Rouge, La. (1977)  
 4-0 at Birmingham, Ala. (2000, 2008)  
 2-4 at Charlotte, N.C. (1976, 1981, 1999, 2008, 2011)  
 2-0 at Columbus, Ohio (2007)  
 1-2 at Dayton, Ohio (2001, 2009, 2014)  
 0-2 at Evanston, Ill. (1967)  
 1-1 at Evansville, Ind. (1983)  
 2-3 at Greensboro, N.C. (1980, 1989, 2006)  
 1-2 at Indianapolis, Ind. (1982, 2014)  
 1-1 at Murfreesboro, Tenn. (1979)  
 2-0 at Providence, R.I. (2010)  
 2-0 at Raleigh, N.C. (2014)  
 0-1 at Sacramento, Calif. (1998)  
 0-1 at San Antonio, Texas (2007)  
 1-1 at St. Louis, Mo. (2010)

## VS. SEEDS

Seed	W-L	Opponent (Last)
1	0-5	Ohio State (2007)
2	1-2	Michigan (2014)
3	0-1	Louisville (2008)
4	1-0	Virginia (2007)
5	2-1	Michigan State (2010)
6	1-0	Massachusetts (2014)
7	1-2	Butler (2008)
8	1-3	Michigan (2011)
9	2-2	Charlotte (2001)
10	1-0	Furman (1980)
11	2-0	Iowa (2014)
12	1-1	Long Beach State (2007)
13	2-0	Louisiana-Lafayette (2000)
14	2-0	Mercer (2014)
15	2-0	American (2008)

## WHEN SEEDED

Seed	W-L	Years
2	3-2	2006, 2008
4	4-3	1981, 1999, 2000
5	2-1	2007
6	3-1	2010
7	1-1	1980
8	2-4	1979, 1983, 1998, 2001
9	1-3	1982, 2009, 2011
10	0-1	1989
11	3-1	2014

OUTLOOK

PLAYERS

STAFF

REVIEW

RESULTS

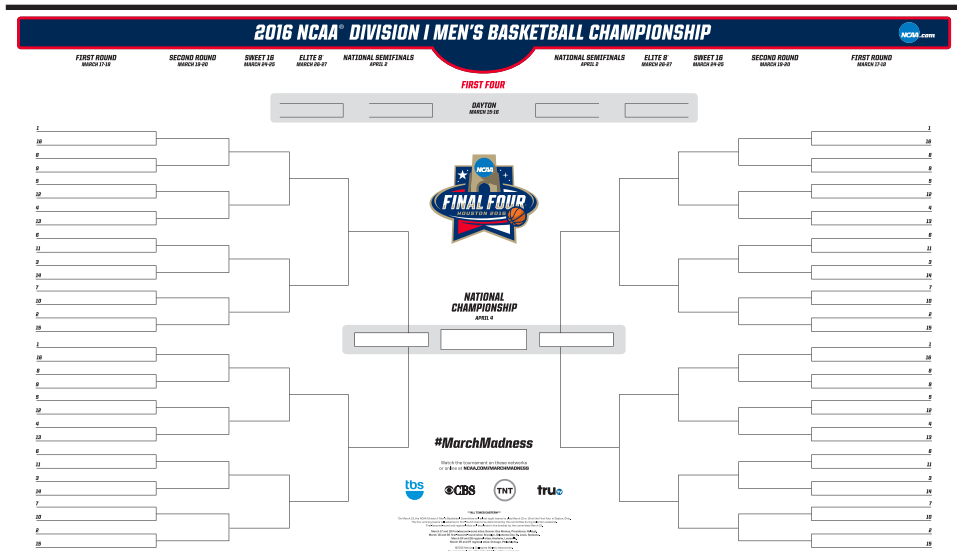
RECORDS

HONORS

POSTSEASON

VOLMANAC

MEDIA INFO



# POSTSEASON GAME RECORDS

## TEAM RECORDS

### POINTS

NCAA: 121 vs. Long Beach State (3/16/07)  
 NIT: 100 vs. Louisville (3/29/85)  
 SEC: 96 vs. Arkansas (3/6/98)

### FIELD GOALS MADE

NCAA: 43 vs. Long Beach State (3/16/07)  
 NIT: 33 vs. Vanderbilt (3/19/90)  
 33 vs. Middle Tennessee State (3/18/88)  
 SEC: 36 vs. Ole Miss (3/7/91)

### FIELD GOAL ATTEMPTS

NCAA: 79 vs. Illinois State (3/12/77)  
 NIT: 74 vs. Middle Tennessee State (3/18/88)  
 SEC: 75 vs. LSU (3/13/92)

### FIELD GOAL PERCENTAGE

NCAA: 58.9 (43-73) vs. Long Beach State (3/16/07)  
 NIT: 55.8 (29-52) vs. Louisville (3/29/85)  
 SEC: 60.4 (29-48) vs. Mississippi State (3/8/91)

### 3-PT FIELD GOALS MADE

NCAA: 16 vs. Ohio State (3/22/07)  
 NIT: 8 vs. Vanderbilt (3/19/90)  
 SEC: 11 vs. Mississippi (3/9/12)  
 11 vs. Arkansas (3/15/08)  
 11 vs. South Carolina (3/10/06)

### 3-PT FIELD GOAL ATTEMPTS

NCAA: 33 vs. Oklahoma State (3/20/09)  
 NIT: 24 vs. Mercer (3/20/13)  
 SEC: 34 vs. Mississippi (3/9/12)

### 3-PT FIELD GOAL PERCENTAGE

NCAA: 51.9 (14-27) vs. Long Beach State (3/16/07)  
 NIT: 40.0 (4-10) vs. Savannah State (3/13/12)  
 40.0 (8-20) vs. Vanderbilt (3/19/90)  
 SEC: 85.7 (6-7) vs. Georgia (3/9/91)

### FREE THROWS MADE

NCAA: 25 vs. Eastern Kentucky (3/9/79)  
 NIT: 42 vs. Louisville (3/29/85)  
 SEC: 26 vs. Mississippi State (3/8/91)

### FREE THROW ATTEMPTS

NCAA: 33 vs. Eastern Kentucky (3/9/79)  
 NIT: 51 vs. Louisville (3/29/85)  
 SEC: 37 vs. Mississippi State (3/8/91)  
 37 vs. LSU (3/10/89)

### FREE THROW PERCENTAGE

NCAA: 92.9 (13-14) vs. Maryland (3/8/80)  
 NIT: 88.1 (37-42) vs. Ohio (3/17/69)  
 SEC: 93.3 (14-15) vs. Alabama (3/10/91)

### OFFENSIVE REBOUNDS

NCAA: 20 vs. Ohio State (3/26/10)  
 20 vs. Illinois State (3/12/98)  
 NIT: 18 vs. Memphis State (3/14/90)  
 SEC: 22 vs. Arkansas (3/10/05)

### DEFENSIVE REBOUNDS

NCAA: 32 vs. Delaware (3/12/99)  
 NIT: 34 vs. Savannah State (3/13/12)  
 SEC: 33 vs. LSU (3/10/89)

### TOTAL REBOUNDS

NCAA: 53 vs. Eastern Kentucky (3/9/79)  
 NIT: 49 vs. Memphis State (3/14/90)  
 SEC: 52 vs. LSU (3/10/89)

### PERSONAL FOULS

NCAA: 29 vs. Furman (3/6/80)  
 29 vs. Notre Dame (3/11/79)  
 NIT: 27 vs. Middle Tennessee State (3/18/88)  
 SEC: 33 vs. Ole Miss (3/5/81)

### ASSISTS

NCAA: 27 vs. Syracuse (3/13/77)  
 NIT: 17 vs. Louisville (3/29/85)  
 SEC: 27 vs. South Carolina (3/14/08)

### TURNOVERS (LOW)

NCAA: 6 vs. Long Beach State (3/16/07)  
 NIT: 7 vs. Virginia (3/23/85)  
 SEC: 6 vs. Vanderbilt (3/4/82)

### TURNOVERS (HIGH)

NCAA: 26 vs. Syracuse (3/13/77)  
 NIT: 25 vs. Memphis State (3/14/90)  
 SEC: 30 vs. Kentucky (3/12/93)

### BLOCKS

NCAA: 8 vs. Michigan (3/28/14)  
 NIT: 9 vs. Georgetown (3/18/03)  
 SEC: 9 vs. Ole Miss (3/9/01)  
 9 vs. LSU (3/5/98)

### STEALS

NCAA: 12 vs. American (3/21/08)  
 12 vs. Louisville (3/20/83)  
 12 vs. VMI (3/13/76)  
 NIT: 12 vs. Louisville (3/29/85)  
 12 vs. Virginia (3/23/85)  
 SEC: 14 vs. LSU (3/8/07)

### POINTS (1ST HALF)

NCAA: 57 vs. Long Beach State (3/16/07)  
 NIT: 53 vs. Louisville (3/29/85)  
 SEC: 49 vs. Arkansas (3/6/98)

### POINTS (2ND HALF)

NCAA: 64 vs. Long Beach State (3/16/07)  
 NIT: 47 vs. Louisville (3/29/85)  
 SEC: 56 vs. LSU (3/13/92)

### POINTS (OVERTIME)

NCAA: 14 vs. Iowa (3/28/14)  
 NIT: 10 vs. St. John's (3/20/71)  
 SEC: 20 vs. Kentucky (3/3/79)

**INDIVIDUAL RECORDS**

**POINTS**

NCAA: 36 by Ernie Grunfeld vs. VMI (3/13/76)  
 NIT: 34 by Bill Justus vs. Ohio (3/17/69)  
 SEC: 33 by Dale Ellis vs. LSU (3/11/83)

**FIELD GOALS MADE**

NCAA: 13 by Reggie Johnson vs. Furman (3/6/80)  
 13 by Ernie Grunfeld vs. VMI (3/13/76)  
 NIT: 12 by Allan Houston vs. Vanderbilt (3/19/90)  
 SEC: 14 by Steve Hamer vs. Alabama (3/7/96)  
 14 by Corey Allen vs. LSU (3/13/92)  
 14 by Dale Ellis vs. LSU (3/11/83)  
 14 by Dale Ellis vs. Ole Miss (3/5/81)

**FIELD GOAL ATTEMPTS**

NCAA: 23 by Ernie Grunfeld vs. VMI (3/13/76)  
 NIT: 22 by Allan Houston vs. Vanderbilt (3/19/90)  
 SEC: 25 by Tony White vs. Georgia (3/7/85)  
 25 by Dale Ellis vs. Ole Miss (3/5/81)

**FIELD GOAL PERCENTAGE (15 ATT.)**

NCAA: 68.4 (13-19) by Reggie Johnson vs. Furman (3/6/80)  
 NIT: 68.8 (11-16) by A. Richardson vs. Louisville (3/29/85)  
 SEC: 73.7 (14-19) by Corey Allen vs. LSU (3/13/92)

**FIELD GOAL PERCENTAGE (10 ATT.)**

NCAA: 81.8 (9-11) by Howard Wood vs. Furman (3/6/80)  
 NIT: 78.6 (11-14) by Ian Lockhart vs. Vanderbilt (3/19/90)  
 SEC: 90.0 (9-10) by Carlus Groves vs. Miss. St. (3/8/91)

**3-PT FIELD GOALS MADE**

NCAA: 6 by Chris Lofton vs. Ohio State (3/22/07)  
 6 by Chris Lofton vs. Wichita State (3/18/06)  
 NIT: 5 by Allan Houston vs. Vanderbilt (3/19/90)  
 SEC: 7 by Brandon Wharton vs. Georgia (3/8/96)

**3-PT FIELD GOAL ATTEMPTS**

NCAA: 18 by Chris Lofton vs. Wichita State (3/18/06)  
 NIT: 11 by Allan Houston vs. UAB (3/18/92)  
 11 by Allan Houston vs. Vanderbilt (3/19/90)  
 SEC: 12 by Brandon Wharton vs. Georgia (3/8/96)

**3-PT FIELD GOAL PERCENTAGE (6 ATT.)**

NCAA: 66.7 (4-6) by JaJuan Smith vs. Long Beach State (3/16/07)  
 NIT: 50.0 (4-8) by Aaron Green vs. Coll. of Charleston (3/13/96)  
 SEC: 83.3 (5-6) by Mark Griffin vs. LSU (3/10/89)

**FREE THROWS MADE**

NCAA: 12 by Jarnell Stokes vs. Massachusetts (3/21/14)  
 NIT: 22 by Bill Justus vs. Ohio (3/17/69)  
 SEC: 12 by Willie Burton vs. Florida (3/8/84)

**FREE THROW ATTEMPTS**

NCAA: 13 by Ernie Grunfeld vs. VMI (3/13/76)  
 NIT: 23 by Bill Justus vs. Ohio (3/17/69)  
 SEC: 14 by Willie Burton vs. Florida (3/8/84)

**FREE THROW PERCENTAGE (7 ATT.)**

NCAA: 100.0 (10-10) by Tyler Smith vs. Okla. St. (3/20/09)  
 100.0 (10-10) by C.J. Black vs. La-Lafayette (3/17/00)  
 100.0 (7-7) by Tobias Harris vs. Michigan (3/18/11)  
 100.0 (7-7) by Gary Carter vs. Maryland (3/8/80)  
 NIT: 95.7 (22-23) by Bill Justus vs. Ohio (3/17/69)  
 SEC: 100.0 (10-10) by Allan Houston vs. Miss. St. (3/8/91)  
 100.0 (8-8) by Gary Carter vs. Kentucky (3/3/79)  
 100.0 (8-8) by C.J. Watson vs. Kentucky (3/11/05)  
 100.0 (7-7) by Allan Houston vs. LSU (3/13/92)

**OFFENSIVE REBOUNDS**

NCAA: 8 by Jarnell Stokes vs. Mercer (3/23/14)  
 8 by Duke Crews vs. Long Beach State (3/18/07)  
 NIT: 12 by Jarnell Stokes vs. Mercer (3/20/13)  
 SEC: 10 by Jeronne Maymon vs. Ole Miss (3/9/12)

**DEFENSIVE REBOUNDS**

NCAA: 12 by Wayne Chism vs. Ohio (3/20/10)  
 NIT: 11 by Damon Johnson vs. Charleston (3/13/96)  
 SEC: 13 by Steve Hamer vs. Alabama (3/7/96)

**TOTAL REBOUNDS**

NCAA: 18 by Jarnell Stokes vs. Mercer (3/23/14)  
 NIT: 18 by Damon Johnson vs. Charleston (3/13/96)  
 SEC: 21 by Steve Hamer vs. Alabama (3/7/96)

**ASSISTS**

NCAA: 16 by Bert Bertelkamp vs. Maryland (3/8/80)  
 NIT: 8 by Trae Golden vs. Middle Tennessee (3/13/12)  
 8 by Bill Hann vs. Ohio (3/17/69)  
 SEC: 9 by Steve Ray vs. Alabama (3/5/92)

**BLOCKED SHOTS**

NCAA: 5 by Major Wingate vs. Wichita State (3/18/06)  
 5 by Elgrace Wilborn vs. Georgetown (3/18/03)  
 SEC: 5 by Wayne Chism vs. South Carolina (3/14/08)  
 5 by Isiah Victor vs. South Carolina (3/10/00)  
 5 by C.J. Black vs. LSU (3/5/98)

**STEALS**

NCAA: 4 by JaJuan Smith vs. Louisville (3/27/08)  
 4 by Chris Lofton vs. Long Beach State (3/16/07)  
 4 by Isiah Victor vs. Illinois State (3/12/98)  
 4 by Terry Crosby vs. Eastern Kentucky (3/9/79)  
 NIT: 4 by Ian Lockhart vs. Vanderbilt (3/19/90)  
 4 by Anthony Richardson vs. Indiana (3/27/85)  
 4 by Rob Jones vs. Virginia (3/23/85)  
 SEC: 7 by Clarence Swearengen vs. Florida (3/11/88)

**MINUTES**

NCAA: 45 by Gary Carter and Dale Ellis vs. VCU (3/15/81)  
 NIT: 40 by 10 Players  
 SEC: 45 by Willie Burton and Tony White vs. Florida (3/8/84)  
 45 by Michael Brooks, Willie Burton and Dale Ellis vs. LSU (3/11/83)  
 45 by Terry Crosby vs. Kentucky (3/3/79)



# NCAA TOURNAMENT - CAREER LEADERS

## SCORING

Player	Gms	Total
Wayne Chism (2007-10)	11	136
Chris Lofton (2006-08)	8	130
Dale Ellis (1980-83)	8	116
JaJuan Smith (2006-08)	8	110
Reggie Johnson (1977-80)	5	99

## SCORING AVERAGE (MIN. 2 GAMES)

Player	Gms	Avg
Ernie Grunfeld (1976-77)	2	31.0
Ron Widby (1967)	2	21.5
Reggie Johnson (1977-80)	5	19.8
Josh Richardson (2014)	4	19.3
Jarnell Stokes (2014)	4	18.0

## REBOUNDING

Player	Gms	Total
Wayne Chism (2007-10)	11	57
Jarnell Stokes (2014)	4	51
Brian Williams (2008-11)	9	49
Isiah Victor (1998-2001)	7	48
Dale Ellis (1980-83)	8	43

## REBOUNDING AVERAGE (MIN. 2 GAMES)

Player	Gms	Avg
Jarnell Stokes (2014)	4	12.8
Ernie Grunfeld (1976-77)	2	10.0
Andre Patterson (2006)	2	8.5
Reggie Johnson (1977-80)	5	8.4
Tom Boerwinkle (1967)	2	8.0

## ASSISTS

Player	Gms	Total
Bert Bertelkamp (1977-80)	5	27
Johnny Darden (1976-79)	4	26
J.P. Prince (2008-10)	8	26
Dane Bradshaw (2006-07)	5	25
Tyrone Beaman (1981-83)	5	24

## BLOCKS

Player	Gms	Total
Rashard Lee (1998-99)	3	9
Isiah Victor (1998-2001)	7	9
Major Wingate (2006)	2	8
Wayne Chism (2007-10)	11	7
Jordan McRae (2010-14)	5	6

## STEALS

Player	Gms	Total
Chris Lofton (2006-08)	8	15
J.P. Prince (2008-10)	8	13
Tony Harris (1998-2001)	7	10
JaJuan Smith (2006-08)	8	10
Dane Bradshaw (2006-07)	5	8
Isiah Victor (1998-2001)	7	8
Gary Carter (1979-81)	6	8

## GAMES AND WINS

Player	Gms	Wins
Wayne Chism (2007-10)	11	7
Brian Williams (2008-11)	9	5
J.P. Prince (2008-10)	8	5
Chris Lofton (2006-08)	8	5
JaJuan Smith (2006-08)	8	5
Dale Ellis (1980-83)	8	4
Steve Ray (1979-82)	8	4

# TOP NCAA TOURNAMENT PERFORMANCES

### NCAA Individual Scoring (all 20-point performances)

- 36 Ernie Grunfeld vs. VMI (3/13/76)
- 28 Reggie Johnson vs. Furman (3/6/80)
- 26 Josh Richardson vs. Mercer (3/23/14)
- 26 Jarnell Stokes vs. Massachusetts (3/21/14)
- 26 Ernie Grunfeld vs. Syracuse (3/13/77)
- 25 Chris Lofton vs. Long Beach State (3/16/07)
- 24 Jordan McRae vs. Michigan (3/28/14)
- 24 Chris Lofton vs. Ohio State (3/22/07)
- 24 JaJuan Smith vs. Long Beach State (3/16/07)
- 24 Michael Brooks vs. Virginia (3/14/82)
- 23 Brandon Wharton vs. Illinois State (3/12/98)
- 23 Dale Ellis vs. SW Louisiana (3/12/82)
- 23 Bernard King vs. Syracuse (3/13/77)
- 23 Ron Widby vs. Indiana (3/18/67)
- 22 Dyron Nix vs. West Virginia (3/16/89)
- 22 Dale Ellis vs. VCU (3/15/81)
- 22 Ramar Smith vs. Long Beach State (3/16/07)
- 21 Jordan McRae vs. Massachusetts (3/21/14)
- 21 Reggie Johnson vs. Maryland (3/8/80)
- 21 Gary Carter vs. Maryland (3/8/80)
- 20 Jordan McRae vs. Iowa (3/19/14)
- 20 Chris Lofton vs. Virginia (3/18/07)
- 20 Chris Lofton vs. Wichita State (3/18/06)
- 20 C.J. Watson vs. Wichita State (3/18/06)
- 20 Dale Ellis vs. Marquette (3/18/83)
- 20 Reggie Johnson vs. Eastern Kentucky (3/9/79)
- 20 Ron Widby vs. Dayton (3/17/67)

### NCAA Individual Rebounding (all 10-rebound performances)

- 18 Jarnell Stokes vs. Mercer (3/23/14)
- 14 Jarnell Stokes vs. Massachusetts (3/21/14)
- 14 Isiah Victor vs. Delaware (3/12/99)
- 14 Reggie Johnson vs. Furman (3/6/80)
- 13 Jarnell Stokes vs. Iowa (3/19/14)
- 12 Ernie Grunfeld vs. Syracuse (3/13/77)
- 12 Bernard King vs. Syracuse (3/13/77)
- 11 Jeronne Maymon vs. Massachusetts (3/21/14)
- 11 Duke Crews vs. Long Beach State (3/16/07)
- 11 Andre Patterson vs. Winthrop (3/16/06)
- 11 Rashard Lee vs. Illinois State (3/12/98)
- 11 Gary Carter vs. Eastern Kentucky (3/9/79)
- 10 JaJuan Smith vs. Wichita State (3/18/06)
- 10 Vincent Yarbrough vs. Charlotte (3/16/01)
- 10 Doug Roth vs. West Virginia (3/10/89)
- 10 Reggie Johnson vs. Syracuse (3/13/77)

### NCAA Individual Assists (all 10-assist performances)

- 16 Bert Bertelkamp vs. Maryland (3/8/80)
- 12 Johnny Darden vs. Syracuse (3/13/77)
- 11 Dane Bradshaw vs. Long Beach State (3/16/07)

### NCAA Individual Blocks (all five-block performances)

- 5 Major Wingate vs. Wichita State (3/18/06)



1967 NCAA Midwest Region — Regional Semifinal

<b>Tennessee</b> (21-6)	<b>52</b>
<b>Dayton</b> (23-5)	<b>53</b>

March 17, 1967 • McGaw Hall • Evanston, Ill.

A cold-shooting first half was too much for Tennessee to overcome as the Volunteers fell 53-52 to Dayton in their first NCAA Tournament appearance.

Tennessee trailed 36-25 at the break as Dayton hit 58 percent from the field compared to the Vols' 23 percent. Tennessee hit only seven buckets in 31 attempts. Tennessee fought back, though, and whittled the lead down to 50-48 with 8:01 left on the clock when both teams started holding the ball.

The Vols had possession of the ball and were looking for the perfect shot to tie the game, but Tom Boerwinkle was called for walking, and Dayton took over possession.

Tennessee regained possession when Billy Hann came up with a steal with 3:10 remaining. Bill Justus then knotted the score at 50 when he hit a jumper with just over two minutes left in the game.

Dayton then held the ball looking for a game winning shot. The Vols forced the issue with 24 seconds remaining and fouled Bobby Joe Hooper. Hooper was good on one of his free throw attempts giving the Vols a chance for the final shot and the win.

The man picked to take the shot was Ron Widby, who had hit the game-winning shot against Mississippi State in the Vols' regular season finale to clinch the SEC championship

But Widby's jumper from 20-feet was off the mark, and Dayton eventually regained possession. Two free throws later, the Flyers led 53-50. Widby hit an uncontested lay-up at the buzzer to finish the scoring.

"Somebody has to take the last shot," Widby said. "I never mind the pressure. I thought the ball was going in."

The Vols held All-America Don May, who came into the game averaging 22 points, to nine points on 2-of-10 shooting, but the guard duo of Hooper and Gene Klaus led the Flyers with 14 and 12, respectively. They shot a combined 11-of-14 from the field.

"We did a fine defensive job on May, but got beat by the outside shooting of their guards," UT head coach Ray Mears said. "They surprised us. We just didn't think they could shoot so well from long range."

Widby finished with a game-high 20 points to pace four Vols in double figures.

**NOTES:** Dayton advanced to the national championship game before falling 79-64 to UCLA ... The Vols won the SEC championship with a 15-3 record.

VISITORS: Tennessee 21-6

	FG	FT	REBS	PF	TP
15 Ron Widby f	7-20	6-7	4	2	20
20 Tom Hendrix f	5-11	0-0	1	2	10
34 Tom Boerwinkle c	4-7	2-3	9	5	10
42 Bill Justus g	4-9	2-3	5	2	10
14 Bill Hann g	0-4	1-1	2	0	1
24 Wes Coffman	0-0	0-0	0	0	0
50 David Bell	0-1	1-2	2	0	1
Team			4		
Totals	20-52	12-16	27	11	52

TOTAL FG% Game: 38.5%  
F Throw% Game: 75.0%

HOME TEAM: Dayton 23-5

	FG	FT	REBS	PF	TP
33 Dan Sadlier f	4-4	2-2	1	4	10
21 Donald May f	2-10	5-5	14	2	9
31 Dan Obrovac c	1-2	1-2	4	2	3
14 Gene Klaus g	5-7	2-2	0	0	12
42 Bobby Joe Hooper g	6-7	2-2	2	0	14
22 Rudy Waterman	2-3	0-0	0	0	4
43 Glinder Torain	0-2	1-1	3	2	1
Team			1		
Totals	24-35	13-14	25	10	53

TOTAL FG% Game: 57.1%  
F Throw% Game: 92.9%

Officials: Phil Fox, Mike Ditimasio  
Technical fouls: None  
Attendance: N/A

Score by Periods	1st	2nd	Total
Tennessee	25	27	52
Dayton	36	17	53

1967 NCAA Midwest Region — Regional Consolation

<b>Indiana</b> (18-8)	<b>51</b>
<b>Tennessee</b> (21-7)	<b>44</b>

March 18, 1967 • McGaw Hall • Evanston, Ill.

Tennessee struggled from the field in a 51-44 defeat at the hands of Indiana in an NCAA Tournament regional consolation game.

The Vols stayed close throughout the game and had as much as a three-point lead in the second half, but eventually faltered down the stretch. Tennessee connected on 14-of-46 shots from the field for 30.7 percent. Indiana did not fair much better at 37.2 percent, but dominated the boards 43 to 27.

A short jumper from Ron Widby gave the Vols an 18-16 lead with just over five minutes left in the first half. Indiana then went into a stall in attempt to take the last shot of the half. They eventually got a bucket from Bill Joyner to tie the score. Tennessee failed to score on its next possession, and Vernon Payne gave the Hoosiers a 20-18 lead. Bill Justus hit a jumper at the halftime buzzer to pull the Vols even.

Justus hit two free throws in the opening minutes of the second half to give the Vols a 27-24 advantage, but Indiana outscored the Vols 21-11 to open up a 45-38 lead.

Justus and Widby hit back-to-back buckets for the Vols to cut the lead to three, but Russell and Jack Johnson hit two free throws each to put the game out of reach.

The game was physical from the start which did not suit the playing style of Tennessee.

"We played as hard as we could under the conditions," Tennessee coach Ray Mears said. "They are taking the finesse out of the game when they depend on brute strength. We were not real sharp, but there were a lot of bumps and bruises out there."

**NOTES:** Indiana coach Lou Watson signed a scholarship with Tennessee coach John Mauer in 1946, but eventually played at Indiana ... Widby was named to the All-Tournament Team ... Widby scored 619 points during the 1966-67 season which was the most ever by a Vol ... Widby surpassed the mark of 522 points set by Carl Widseth during the 1955-56 season ... Widby averaged 22.1 points per game, which was tops in the SEC ... Indiana was the Big Ten champion.

VISITORS: Indiana 18-8

	FG	FT	REBS	PF	TP	TO
34 Harry Joyner f	5-10	0-2	8	3	10	
33 Ken Johnson f	2-7	5-5	7	4	9	
31 William DeHeer c	4-8	5-8	16	3	13	
23 Vernon Payne g	2-6	4-5	2	3	8	
22 William Russell g	3-11	4-4	5	2	10	
44 Earl Schneider	0-0	0-0	0	1	0	
24 Vernon Pfaff	0-1	1-1	1	1	1	
Team			4			
Totals	16-43	19-25	43	17	51	15

TOTAL FG% Game: 37.2%  
F Throw% Game: 76.0%

HOME TEAM: Tennessee 21-7

	FG	FT	REBS	PF	TP	TO
53 Ron Widby f	8-19	7-9	9	4	23	
21 Tom Hendrix f	2-7	0-2	1	5	4	
34 Tom Boerwinkle c	1-5	0-1	7	4	2	
43 Bill Justus g	3-12	7-7	4	2	13	
15 Bill Hann g	0-1	2-2	1	0	2	
25 Wes Coffman	0-1	0-0	0	1	0	
55 David Bell	0-1	0-0	0	1	0	
Team			5			
Totals	14-46	16-21	27	17	44	10

TOTAL FG% Game: 30.4%  
F Throw% Game: 76.2%

Officials: Bill Fidgeen, Phil Fox  
Technical fouls: None  
Attendance: 7,419

Score by Periods	1st	2nd	Total
Indiana	21	30	51
Tennessee	21	23	44

1976 NCAA East Region — First Round

**Tennessee** (21-6) **75**  
**VMI** (21-9) **81**  
*March 13, 1976 • Charlotte Coliseum • Charlotte, N.C.*

VMI placed five players in double figures and shot a sizzling 66 percent from the field to upset the Volunteers 81-75 in the opening round of the NCAA Tournament.

The "Bernie" was missing from "The Ernie and Bernie Show" in this game, as Bernard King was out of action with an injured left thumb. Ernie Grunfeld held up his end of the show as he poured in 36 points and grabbed eight rebounds.

"I'm not embarrassed that we lost to VMI," Grunfeld said. "I'm never embarrassed if we try, and we tried hard. We just didn't get enough done. We can't let them shoot like that and expect to win."

Grunfeld scored 12 straight points for Tennessee to close the first half, and the Vols had as much as a six-point lead during that stretch.

The scored stood tied at 60 with 5:42 left in the game when the Keydets reeled off eight unanswered points. Tennessee had three shots blocked during that stretch, and Dave Montgomery scored six of the eight points for VMI. Two free throws from Austin Clarke pulled the Vols to within 70-67 with 2:08 remaining, but the Vols could get no closer.

Tennessee coach Ray Mears made a move at halftime in hopes to give the Vols an emotional lift as King dressed out.

"We let him dress out to see if it would give us a mental lift," Mears said. "I wasn't about to play him. We were not going to risk his future. Most of you don't realize how much he means to us. We were just hoping to get through this first game."

Will Bynum led the Keydets with 20 points, followed by 19 from Ron Carter. John Krovic added 17, Curt Reppart tossed in 11, and Montgomery finished with 10.

Mike Jackson was the only other Vol in double figures with 14 points.

**NOTES:** VMI lost 91-75 to Rutgers in the Regional Semifinals.

**VISITORS: Tennessee 21-6**

	FG	FT	REBS	PF	TP	A	TO	Bl	St	Min
22 Ernie Grunfeld f	13-23	10-13	8	3	36	0	5	0	3	40
25 Mike Jackson f	5-13	4-5	1	5	14	0	4	0	1	39
43 Doug Ashworth c	3-6	0-0	3	2	6	2	1	0	3	31
34 Austin Clark g	3-9	3-3	8	5	9	3	0	1	0	39
10 Johnny Darden g	4-8	0-0	1	2	8	6	1	0	3	40
30 Terry Crosby	0-2	0-2	1	3	0	0	1	0	1	10
41 Mike Smithson	1-1	0-0	1	0	2	0	0	0	0	1
TEAM			2							
Totals	29-62	17-23	25	20	75	11	13	0	12	200

TOTAL FG% 1st Half: 13-27 48.1% 2nd Half: 16-35 45.7% Game: 46.8%  
 F Throw% 1st Half: 12-17 70.6% 2nd Half: 5-6 83.3% Game: 73.9%

**HOME TEAM: VMI 21-9**

	FG	FT	REBS	PF	TP	A	TO	Bl	St	Min
13 Ron Carter f	8-11	3-6	14	4	19	5	6	2	1	39
20 Chris Reppart f	5-7	1-3	1	2	11	5	5	0	1	39
22 John Krovic c	6-9	5-5	2	0	17	5	1	0	0	37
30 Will Bynum g	8-14	4-4	4	4	20	0	2	0	1	33
45 David Montgomery g	4-5	2-4	6	4	10	0	1	1	2	37
42 George Borojevich	2-4	0-0	5	3	4	0	3	0	0	19
40 Kelly Lombard	0-0	0-0	0	1	0	2	0	0	0	1
52 Pat Kelley	0-0	0-0	0	1	0	0	2	0	0	1
TEAM			0							
Totals	33-50	15-22	32	19	81	15	22	3	5	200

TOTAL FG% 1st Half: 18-27 66.7% 2nd Half: 15-23 65.2% Game: 66.0%  
 F Throw% 1st Half: 1-3 33.3% 2nd Half: 14-19 73.7% Game: 68.2%

Officials: Robert Korte, Jim Bain  
 Technical fouls: Tennessee: Bench, Darden; VMI: Bench  
 Attendance: 11,666

Score by Periods	1st	2nd	Total
Tennessee	38	37	75
VMI	37	44	81

1977 NCAA Mideast Region — First Round

**Tennessee** (22-6) **88**  
**Syracuse** (26-3) **OT 93**  
*March 13, 1977 • Assembly Center • Baton Rouge, La.*

Syracuse posted a 93-88 overtime victory to put an end to the famed "Ernie and Bernie Show" at Tennessee.

Things looked good early for Tennessee as the Vols raced out to a 20-10 lead against a pressing Syracuse defense. But the Orangemen regained their composure and eventually tied the score at 32 with just under five minutes left in the first half.

Tennessee held strong, though, and an Ernie Grunfeld jumper put the Vols up eight at 47-39 with 17:51 left in the second half. Syracuse then staged a 14-2 run over the next five minutes to take a 53-49 advantage.

Syracuse held a 78-74 lead with 1:31 left in the second half, but Reggie Johnson hit a short jumper and converted two free throws to tie the game. Larry Kelley's shot at the end of regulation could have won the game for the Orangemen, but it was off the mark.

A Ross Kindel steal and layup gave Syracuse an 86-80 lead with 2:03 left in overtime. Syracuse then hit 7-of-9 free throws in the final minute of overtime to seal the victory.

"We didn't score when we needed to score," Tennessee coach Ray Mears said. "The break worked well early then went dry. Our game is based on King, Grunfeld and Jackson playing 40 minutes each. Maybe that is a fallacy. If you live by that idea, you die by it."

It certainly hurt the Vols as Grunfeld, Bernard King and Mike Jackson all watched the end of the game from the bench. Not helping matters were the 26 turnovers the Vols committed.

Grunfeld led the Vols with 26 points and 12 rebounds, King tossed in 23 and also grabbed 12 rebounds. Reggie Johnson added 17 points and 10 boards.

"I hope what happened against Syracuse won't wash out the things we've done all year," King said. "It was a great year for me and the team."

**NOTES:** The 22 wins by the Vols set a school record at that time ... Tennessee won a share of the SEC championship along with Kentucky ... Syracuse was led by first-year head coach Jim Boeheim ... Syracuse lost 81-59 to UNC Charlotte in the Regional Semifinals to finish its season 26-4.

**VISITORS: Tennessee 22-6**

	FG	FT	REBS	PF	TP	A	TO	Bl	St	Min
22 Ernie Grunfeld f	10-16	6-11	12	5	26	4	6	0	1	44
53 Bernard King f	8-19	7-8	12	5	23	2	9	0	0	38
32 Reggie Johnson c	6-12	5-5	10	4	17	0	1	2	0	36
24 Johnny Darden g	3-8	0-0	1	1	6	12	6	0	1	41
25 Mike Jackson g	6-13	0-0	5	5	12	5	1	0	0	30
30 Terry Crosby	0-4	0-0	3	2	0	4	3	0	0	15
33 Chuck Threats	0-0	0-2	2	1	0	0	0	0	0	16
10 Bert Bertelkamp	2-3	0-0	0	3	4	0	0	0	0	5
TEAM			1							
Totals	35-75	18-24	44	27	88	27	26	3	2	225

TOTAL FG% 1st Half: 16-33 48.4% 2nd Half: 19-42 45.0% Game: 46.6%  
 F Throw% 1st Half: 6-7 85.7% 2nd Half: 12-17 71.0% Game: 75.0%

**HOME TEAM: Syracuse 26-3**

	FG	FT	REBS	PF	TP	A	TO	Bl	St	Min
33 Dale Shackelford f	3-4	1-5	9	4	7	4	4	0	2	29
44 Marty Byrnes f	4-9	7-7	11	2	15	1	3	2	0	41
50 Roosevelt Bouie c	3-8	2-2	4	5	8	0	3	2	0	25
11 Larry Kelley g	9-15	4-4	2	1	22	3	4	0	0	37
22 James Williams g	7-13	2-2	1	2	16	7	5	0	0	27
20 Ross Kindel	5-9	2-3	2	2	12	3	3	0	2	26
55 Louis Orr	2-6	2-4	9	5	6	3	3	1	0	28
35 Bill Drew	2-4	3-4	2	1	7	2	0	0	0	10
53 Robert Parker	0-0	0-0	0	1	0	0	0	0	0	2
TEAM			1				2			
Totals	35-69	23-32	42	23	93	23	25	5	4	225

TOTAL FG% 1st Half: 14-37 37.8% 2nd Half: 21-32 66.0% Game: 50.7%  
 F Throw% 1st Half: 7-10 70.0% 2nd Half: 16-23 73.0% Game: 71.9%

Officials: Burch, Richard  
 Technical fouls: None  
 Attendance: 5,965

Score by Periods	1st	2nd	OT	Total
Tennessee	38	40	10	88
Syracuse	35	43	15	93

1979 NCAA Mideast Region — First Round

#9	<b>Eastern Kentucky</b> (21-8)	<b>81</b>
#8	<b>Tennessee</b> (21-11)	<b>97</b>

March 9, 1979 • Murphy Athletic Center • Murfreesboro, Tenn.

Tennessee turned an early 10-point deficit into a 44-38 halftime lead and eventually logged a 97-81 victory over the Colonels. This was Tennessee's first-ever win in the NCAA Tournament.

The Vols fell behind 15-5 in the first five minutes of the game before finally getting things on track. Gary Carter made three consecutive field goals to spark a Tennessee rally and pull the Vols within 16-13. Johnny Darden then hit a long jumper, and the Vols had the Colonel lead to one.

Eastern Kentucky regained its composure and had the lead back out to 30-26 with 4:44 left in the first half.

Terry Crosby then reeled off three consecutive buckets for the Vols, and Tennessee held a 32-30 advantage with just under four minutes left in the half.

"This game was won in the final eight minutes of the first half," Tennessee coach Don DeVoe said. "By getting the ball to Terry Crosby, we were able to turn it around. We played poorly in the first 10 minutes but our kids snapped out of it."

The game was still close five minutes into the second half, but Tennessee went on an 18-6 run to turn a 54-50 lead into a 72-56 advantage with 8:21 left in the game.

"We were too psyched up at the beginning," Reggie Johnson said. "That was a terrible start. We had to come down from our high before we could play."

Johnson led the Vols with 20 points and nine rebounds. Carter added 18 points with a game-high 11 rebounds. Crosby finished the game with 19 points.

James Tillman led Eastern Kentucky with 21 points. He was one of five Colonels in double figures as Dave Tierney netted 13, Bruce Jones had 12, and Vic Merchant and Kenney added 11 each.

**NOTES:** Eastern Kentucky was the Ohio Valley Conference champion.

VISITORS: Eastern Kentucky 21-8

		FG	FT	REBS	PF	TP	A	TO	Bl	St	Min	
05	James Tillman	f	7-17	7-8	8	3	21	0	4	0	0	40
22	Vic Merchant	f	4-10	3-5	6	4	11	1	2	0	1	33
35	Dave Bootcheck	c	1-2	0-0	3	5	2	0	0	1	0	10
10	Kenny Elliott	g	5-12	1-2	2	0	11	3	2	1	0	34
11	Bruce Jones	g	6-19	0-1	2	2	12	9	8	0	2	33
12	Dave Tierney	g	6-9	1-2	4	3	13	1	0	1	0	16
20	Donnie Moore	g	1-2	1-1	2	0	3	0	0	0	0	3
33	Chris Williams	g	2-4	0-0	1	1	4	1	0	0	0	7
44	Dale Jenkins	g	2-5	0-0	9	5	4	1	1	0	1	24
	TEAM				2							
	Totals		34-80	13-19	39	23	81	16	17	2	5	200

TOTAL FG%	1st Half: 16-36 44.4%	2nd Half: 18-44 41.0%	Game: 42.5%
F Throw%	1st Half: 6-12 50.0%	2nd Half: 7-7 100.0%	Game: 68.4%

HOME TEAM: Tennessee 21-11

		FG	FT	REBS	PF	TP	A	TO	Bl	St	Min	
25	Terry Crosby	f	7-12	4-4	6	3	19	4	3	0	4	36
32	Reggie Johnson	f	6-14	8-12	9	4	20	2	3	0	0	27
44	Howard Wood	c	3-5	1-2	5	2	7	0	1	1	0	12
10	Bert Bertelkamp	g	1-1	0-0	1	3	2	3	2	0	1	14
30	Gary Carter	g	7-13	4-4	11	1	18	4	2	0	1	37
14	Terry Glenn	g	1-2	0-0	1	1	2	0	0	0	0	3
20	Mike Stapleton	g	0-0	0-0	2	1	0	0	2	0	0	3
21	James Meriweather	g	1-2	0-0	1	0	2	0	0	0	0	3
23	Kenne Teffeteller	g	0-0	0-0	0	0	2	0	1	0	0	4
24	Johnny Darden	g	3-5	2-2	3	1	8	6	2	0	2	23
31	Chuck Threeths	g	5-9	1-2	8	2	11	0	3	0	0	24
43	Kevin Nash	g	2-4	1-2	3	0	5	0	2	0	0	10
53	Steve Ray	g	0-1	1-2	0	0	1	0	0	0	0	4
	TEAM				3							
	Totals		36-68	25-33	53	18	97	19	21	1	8	200

TOTAL FG%	1st Half: 16-33 48.4%	2nd Half: 20-35 57.1%	Game: 52.9%
F Throw%	1st Half: 12-15 80.0%	2nd Half: 13-18 72.2%	Game: 75.7%

Officials: Paul Houseman, Rich Ballesteros, Dan Nicksich

Technical fouls: None  
Attendance: 10,982

Score by Periods	1st	2nd	Total
Eastern Kentucky	38	44	81
Tennessee	44	53	97

1979 NCAA Mideast Region — Second Round

#1	<b>Notre Dame</b> (23-5)	<b>73</b>
#8	<b>Tennessee</b> (21-12)	<b>67</b>

March 11, 1979 • Murphy Athletic Center • Murfreesboro, Tenn.

Notre Dame outscored the Vols 14-4 to open the second half to turn a 32-32 halftime tie into a 46-36 lead. Tennessee got no closer than five points the rest of the game and fell 73-67 to the Irish.

"It was one of our poorest games in terms of poise and concentration," Tennessee coach Don DeVoe said. "We hustled and worked the boards hard in the first half, but Notre Dame made us play as if we were scared in the first two minutes of the second half."

Notre Dame opened the second half with a full-court press, forcing four Tennessee turnovers in the first 2:05 of the half.

"We noted that Tennessee made 21 turnovers against Eastern Kentucky, so our staff decided to go right after them with the press," Notre Dame coach Digger Phelps said. "We played it loosely at the start then went to a closer press with a quick-trap. That forced some turnovers and gave us some breathing room."

Both Terry Crosby and Reggie Johnson had poor games shooting the ball for the Vols. They combined to hit 7-of-21 field goal attempts. Johnson also missed five of his 10 free-throw attempts.

"Neither Terry Crosby and Reggie Johnson had a good offensive game," DeVoe said. "When that happens, we have problems."

Johnson finished with 13 points, eight below his season average. Gary Carter led the Vols with 16 points. Chuck Threeths added 10 points and eight rebounds.

"I was taking normal shots, but there was a lid on the basket," Crosby said. "Almost any night we play, Reggie and I have to have good games offensively for us to win. Neither of us scored as we must to win."

**NOTES:** Tennessee had won nine consecutive games before losing to the Irish, including two games in the SEC Tournament on its way to the tournament title ... Notre Dame lost 80-68 to Michigan State in the Regional Finals ... 1979 was the first year tournament seeding was used.

VISITORS: Notre Dame 23-5

		FG	FT	REBS	PF	TP	A	TO	Bl	St	Min	
44	Kelly Tripucka	f	6-7	9-10	3	2	21	0	0	0	0	29
32	Orlando Woolridge	f	4-7	0-1	6	4	8	0	1	0	3	28
34	Bruce Flowers	c	3-4	0-0	4	5	6	0	2	1	1	17
12	Rich Branning	g	3-9	0-0	1	3	6	1	2	0	0	20
42	Bill Hanzlik	g	6-10	4-4	1	4	16	0	1	1	2	28
15	Mike Mitchell	g	0-1	0-0	0	1	0	0	0	1	0	4
24	Stan Wilcox	g	0-0	0-0	0	2	0	1	1	0	0	6
30	Tracy Jackson	g	1-8	2-6	2	0	4	0	1	0	0	23
52	Bill Laimbeer	g	2-3	8-11	12	3	12	0	2	1	0	29
	TEAM				4							
	Totals		25-49	23-32	33	24	73	2	11	3	7	200

TOTAL FG%	1st Half: 14-27 51.9%	2nd Half: 11-22 50.0%	Game: 51.0%
F Throw%	1st Half: 4-5 80.0%	2nd Half: 19-27 70.4%	Game: 71.9%

HOME TEAM: Tennessee 21-12

		FG	FT	REBS	PF	TP	A	TO	Bl	St	Min	
25	Terry Crosby	f	3-10	2-2	5	2	8	2	0	0	1	39
32	Reggie Johnson	f	4-11	5-10	5	5	13	0	2	0	0	26
44	Howard Wood	c	4-7	0-0	7	3	8	0	3	0	0	15
10	Bert Bertelkamp	g	0-1	0-0	0	2	0	0	0	0	0	7
30	Gary Carter	g	7-16	2-3	7	5	16	4	4	2	38	
23	Kenne Teffeteller	g	0-0	0-0	0	0	0	0	0	0	0	1
24	Johnny Darden	g	4-6	2-4	2	4	10	2	3	0	1	34
31	Chuck Threeths	g	4-8	2-4	8	2	10	2	2	0	0	29
43	Kevin Nash	g	0-1	2-2	0	5	2	0	2	0	1	7
53	Steve Ray	g	0-0	0-0	1	1	0	0	0	0	0	3
	TEAM				9							
	Totals		26-60	15-25	44	29	67	4	16	0	5	200

TOTAL FG%	1st Half: 14-23 60.9%	2nd Half: 12-34 64.7%	Game: 63.2%
F Throw%	1st Half: 4-7 57.1%	2nd Half: 10-18 55.6%	Game: 56.0%

Officials: N/A  
Technical fouls: N/A  
Attendance: 10,982

Score by Periods	1st	2nd	Total
Notre Dame	32	41	73
Tennessee	32	35	67

OUTLOOK

PLAYERS

STAFF

REVIEW

RESULTS

RECORDS

HONORS

POSTSEASON

VOLMANAC

MEDIA INFO



## 1980 NCAA East Region — First Round

#10	<b>Furman</b> (23-7)	<b>69</b>
#7	<b>Tennessee</b> (18-10)	<b>80</b>

*March 6, 1980 • Greensboro Coliseum • Greensboro, N.C.*

A change in the starting lineup proved fruitful for the Vols as they posted an 80-69 victory over the Palladians.

The Vols inserted Steve Ray and Chuck Threeths in the starting lineup for Dale Ellis and Kevin Nash, respectively. The change was made so the Vols could use their quickness against Furman's man-to-man defense. The strategy worked.

Tennessee was able to get the fastbreak going early with the lineup change and jumped out to a quick 8-2 lead. Furman rallied, though, with a 13-4 scoring spree to hold a 15-12 advantage with 13:08 remaining in the first half.

But two baskets by Howard Wood, a layup from Nash and two free throws from Reggie Johnson gave the Vols a 20-15 lead with just under 10 minutes left in the half. It was all Tennessee from there on out.

"The way we came out and clicked and got our open shots to drop made all the difference in the world," Nash said. "It gave us the feeling we weren't going to lose."

Adding to Furman's woes was a poor performance from the free-throw line. Furman's starters entered the game shooting better than 70 percent from the line. Furman hit only 17-of-32 free throws for 53 percent.

"We missed a potential 13 points at the line in the first half, and that was the difference in the game," Furman coach Eddie Holbrook said. "Almost everything that went wrong in this game goes back to the free throws. Once we got behind, we got out of what we wanted to do."

Tennessee held a 40-29 lead at the halftime break, and Furman trimmed it down to 49-41. But three straight baskets by Wood capped a 9-2 run that broke the game open. Tennessee led by as many as 21 points in the second half.

Wood was one of three Vols in double figures with 19 points. Reggie Johnson had a game-high 28 points along with 14 rebounds. Jonathan Moore led Furman with 22 points and 17 rebounds.

**NOTES:** Future Vol assistant coach Michael Hunt (1994-97) was on the Furman team ... Furman's berth in the NCAA Tournament came via its Southern Conference championship.

### VISITORS: Furman 23-7

	FG	FT	REBS	PF	TP	A	TO	Bl	St	Min	
55 Ronald White	f	3-7	2-5	0	0	8	0	1	1	0	24
42 Rick McKinney	f	3-6	5-8	6	1	11	0	3	0	0	26
25 Jonathan Moore	c	9-14	4-8	17	3	22	1	3	1	1	30
20 Mel Daniel	g	6-9	3-5	1	4	15	4	4	0	2	30
22 Michael Hunt	g	2-6	0-1	1	3	4	1	5	0	0	30
35 Reggie Small	1-3	0-0	2	1	2	0	0	0	0	0	14
31 Dale Crowe	0-2	2-2	0	3	2	3	1	0	0	0	13
24 Tobe Jackson	1-5	0-0	3	0	2	2	0	0	0	0	7
51 Randy Butler	0-1	0-0	0	3	0	0	2	0	0	0	7
44 William Hanks	1-3	1-3	0	0	3	0	0	0	0	0	9
Team			5								
Totals		26-56	17-32	35	18	69	11	19	3	3	200

TOTAL FG% 1st Half: 11-25 44.0% 2nd Half: 15-33 48.4% Game: 46.4%  
F Throw% 1st Half: 7-16 43.8% 2nd Half: 10-16 62.5% Game: 53.1%

### HOME TEAM: Tennessee 18-10

	FG	FT	REBS	PF	TP	A	TO	Bl	St	Min	
52 Reggie Johnson	f	13-19	2-2	14	2	28	3	4	3	1	37
53 Steve Ray	f	0-3	0-0	2	5	0	1	0	1	1	28
31 Chuck Threeths	c	1-3	0-0	5	3	2	1	2	0	0	10
30 Gary Carter	g	6-8	1-2	6	4	13	6	4	0	1	34
10 Bert Bertelkamp	g	1-5	1-3	1	5	3	8	1	0	2	19
41 Dale Ellis	1-6	0-0	3	0	2	0	0	0	0	0	14
44 Howard Wood	9-11	1-2	5	3	19	1	2	0	0	0	25
43 Kevin Nash	3-7	0-2	8	4	6	0	0	0	0	0	8
15 Ralph Parton	2-5	3-5	1	3	7	4	3	0	0	1	19
24 Michael Poole	0-2	0-0	1	0	0	2	0	0	0	0	5
34 Anthony Love	0-0	0-0	0	0	0	0	0	0	0	0	1
Team			1								
Totals		36-69	8-16	47	29	80	26	16	4	6	200

TOTAL FG% 1st Half: 19-43 44.2% 2nd Half: 17-26 65.4% Game: 50.7%  
F Throw% 1st Half: 2-4 50.0% 2nd Half: 6-12 50.0% Game: 50.0%

Officials: Turner, Watson, Ballesteros  
Technical fouls: Tennessee: Don DeVoe  
Attendance: 6,865

Score by Periods	1st	2nd	Total
Furman	29	40	69
Tennessee	40	40	80

## 1980 NCAA East Region — Second Round

#7	<b>Tennessee</b> (18-11)	<b>75</b>
#2	<b>Maryland</b> (24-6)	<b>86</b>

*March 8, 1980 • Greensboro Coliseum • Greensboro, N.C.*

Foul trouble for Reggie Johnson spelled doom for Tennessee, as Maryland posted an 86-75 victory over Tennessee.

"When you have a team that relies on one man to score and he gets in foul trouble, your team is in serious trouble," Tennessee coach Don DeVoe said. "When Reggie doesn't play, you don't win."

Tennessee was rolling in the first half, and Johnson was nearly unstoppable. He scored 17 points in the game's first 14 minutes to help Tennessee to a 29-18 lead. Johnson picked up his second foul of the game with just under three minutes left in the first half, but Tennessee still held a 40-32 advantage at the break.

Johnson scored two buckets in the opening minutes of the second half, and the Vols led 46-39 with 16:23 left in the game. Then, in a matter of 10 seconds, Johnson got whistled for his third and fourth fouls and went to the bench with 15:06 left in the game. He didn't score again.

"I guarantee we got the short end of the officiating in the second half," DeVoe said. "You don't win in the tournament play when you get the short end. The two fouls on Johnson were the turning point."

Greg Manning pulled the Terrapins even at 50 with a rebound basket at the 13:26 mark in the second half. Maryland eventually pulled out to a 70-62 lead, but the Vols rallied back and pulled within 78-75 on a short jumper from Howard Wood with 45 seconds remaining. Manning then had back-to-back three-point plays for Maryland to squelch any Vol hopes for a victory.

Gary Carter also had 21 points for the Vols along with eight rebounds. Bert Bertelkamp dished out a career-high 16 assists against only two turnovers in 39 minutes of action.

Manning led Maryland with 28 points to pace four Terrapins in double figures. Albert King added 20, Buck Williams 19 and Ernest Graham 14. Maryland also shot a hot 63.2 percent from the field compared to 47 percent for Tennessee.

**NOTES:** Maryland's Albert King is the brother of former Vol All-America Bernard King ... Maryland lost in the Regional Semifinals 74-68 to Georgetown.

### VISITORS: Tennessee 18-11

	FG	FT	REBS	PF	TP	A	TO	Bl	St	Min	
32 Reggie Johnson	f	10-17	1-1	4	5	21	0	1	0	0	25
53 Steve Ray	f	0-3	0-0	2	3	0	1	0	0	0	17
31 Chuck Threeths	c	0-2	0-0	5	3	0	0	2	0	0	19
10 Bert Bertelkamp	g	3-8	2-2	2	5	8	16	2	0	0	39
30 Gary Carter	g	7-12	1-7	8	1	21	3	1	0	1	40
41 Dale Ellis	3-6	1-2	2	5	7	0	0	0	0	1	22
43 Kevin Nash	2-4	2-2	3	2	6	0	0	0	0	0	11
15 Ralph Parton	0-0	0-0	0	0	0	0	0	0	0	0	1
24 Michael Poole	0-1	0-0	0	1	0	0	0	0	0	0	1
44 Howard Wood	6-13	0-0	4	0	12	0	2	1	2	2	25
Team			0								
Totals		31-66	13-14	30	25	75	20	9	1	4	200

TOTAL FG% 1st Half: 16-32 50.0% 2nd Half: 15-34 44.1% Game: 47.0%  
F Throw% 1st Half: 8-9 88.9% 2nd Half: 5-5 100.0% Game: 92.9%

### HOME TEAM: Maryland 24-6

	FG	FT	REBS	PF	TP	A	TO	Bl	St	Min	
55 Albert King	f	10-16	0-0	6	2	20	3	6	0	1	40
25 Ernest Graham	f	5-8	4-7	9	3	14	5	3	0	0	39
52 Buck Williams	c	8-13	3-6	9	5	19	0	1	2	0	38
10 Greg Manning	g	11-15	3-7	3	0	28	3	1	0	1	39
15 Reggie Jackson	g	2-4	1-5	4	2	5	10	2	0	2	35
21 Dutch Morley	0-1	0-0	0	0	0	0	0	0	0	0	7
54 Taylor Baldwin	0-0	0-0	1	1	0	0	0	0	0	0	2
Team			4								
Totals		36-57	14-25	36	13	86	21	13	3	4	200

TOTAL FG% 1st Half: 14-23 60.9% 2nd Half: 22-34 64.7% Game: 63.2%  
F Throw% 1st Half: 4-7 57.1% 2nd Half: 10-18 55.6% Game: 56.0%

Officials: Pavia, Tate, Diber  
Technical fouls: Maryland: Lefty Driesell; Tennessee: Don DeVoe  
Attendance: 13,210

Score by Periods	1st	2nd	Total
Tennessee	40	35	75
Maryland	32	54	86

1981 NCAA East Region — Second Round

#5	<b>VCU</b> (24-5)	<b>56</b>
#4	<b>Tennessee</b> (21-7)	<b>OT 58</b>
<i>March 15, 1981 • Charlotte Coliseum • Charlotte, N.C.</i>		

Dale Ellis drilled a 15-footer just after the buzzer to lift Tennessee to a 58-56 overtime victory over Virginia Commonwealth.

"I just stood there after I shot that ball," Ellis said. "That was the greatest feeling to make that shot."

Ellis' shot was the only shot taken in the five-minute extra period. Virginia Commonwealth got the opening tip in overtime and stalled away the first half of the period. The Rams lost their chance at attempting a shot when Steve Ray forced Danny Kottak out-of-bounds.

Tennessee then held the ball the second half of overtime and called a timeout with 19 seconds remaining. Michael Brooks passed the ball over to Ellis with five seconds left, and the sophomore from Marietta, Ga., hit the game-winner. Ellis was not the Vols' first option to take the shot, though.

"The ball was supposed to come to me, and I was supposed to pass it to Howard (Wood) in the corner," Ellis said. "It was Howard that kept us in the game, and it's usually (him) who takes the final shot."

The play was the same play the Vols ran at the end of regulation in attempt to make the game-winner. But Ellis threw an ill-advised pass to Steve Ray, and the Vols lost their opportunity to win at the end of regulation.

Tennessee coach Don DeVoe told Ellis to go with the shot if the opportunity arose again. It did, and Ellis made good.

"I don't think there's been a bigger shot in Tennessee basketball in a long time than the one Dale Ellis made," DeVoe said. "We were able to make the play at the end because they gave us the opportunity by making a turnover."

Overtime initially looked unlikely, as Tennessee built a 14-point first-half lead and led 38-25 at the start of the second half on a dunk by Ellis. The Rams erased the last two points of the deficit with a bucket from Kottak with 2:24 left in regulation to put the score at 56-56, which eventually forced the overtime.

Ellis finished with 22 points, and Wood scored 18. Greg McRay led the Rams with 23 points on 10-of-14 shooting.

**NOTES:** Tennessee received a first-round bye ... Tennessee's victory ended Virginia Commonwealth's 16-game winning streak, which was the longest in the nation.

**VISITORS: Virginia Commonwealth 24-5**

		FG	FT	REBS	PF	TP	A	TO	Bl	St	Min	
21	Danny Kottak	f	5-7	0-0	2	3	10	2	4	0	1	43
54	Greg McCray	f	10-14	3-5	8	4	23	1	2	1	1	44
30	Kenny Stancell	c	0-3	1-3	5	2	1	0	2	2	1	43
10	Monty Knight	g	5-11	2-2	3	1	12	4	2	1	0	41
25	Edmund Sherod	g	4-8	2-2	5	1	10	3	2	0	0	45
44	Greg Shropshire	g	0-0	0-0	0	0	0	0	0	0	0	5
41	Don Jones	g	0-0	0-0	0	1	0	0	0	0	0	3
11	Stanley Davis	g	0-0	0-0	0	0	0	0	0	0	0	1
TEAM				2								
Totals		24-43	8-12	25	12	56	10	12	4	3	225	

TOTAL FG% 1st Half: 10-20 50% 2nd Half: 14-23 60.9% Game: 55.8%  
 F Throw% 1st Half: 5-8 62.5% 2nd Half: 3-4 75.0% Game: 66.7%

**HOME TEAM: Tennessee 21-7**

		FG	FT	REBS	PF	TP	A	TO	Bl	St	Min	
14	Dale Ellis	f	10-13	2-2	5	3	22	0	1	1	0	45
53	Steve Ray	f	0-4	0-0	3	3	0	1	0	0	0	29
44	Howard Wood	c	7-13	4-5	4	3	18	4	2	0	0	41
12	Ed Littleton	g	3-4	0-0	0	1	6	4	1	0	1	24
30	Gary Carter	g	5-11	0-0	5	1	10	5	2	0	3	45
21	Michael Brooks	g	0-2	0-0	1	1	0	3	2	0	0	37
40	Willie Burton	g	1-1	0-0	0	0	2	0	0	0	0	4
TEAM				1								
Totals		26-48	6-7	19	12	58	17	8	1	4	225	

TOTAL FG% 1st Half: 16-26 61.5% 2nd Half: 8-22 36.4% Game: 54.2%  
 F Throw% 1st Half: 4-4 100% 2nd Half: 2-3 66.7% Game: 85.7%

Officials: Burrell Crowell, Tom Frait, Robert Herrold  
 Technical fouls: Tennessee: Ellis  
 Attendance: 11,443

Score by Periods	1st	2nd	OT	Total
Virginia Commonwealth	25	31	0	56
Tennessee	36	20	2	58

1981 NCAA East Region — Regional Semifinal

#4	<b>Tennessee</b> (21-8)	<b>48</b>
#1	<b>Virginia</b> (27-3)	<b>62</b>
<i>March 19, 1981 • Charlotte Coliseum • Charlotte, N.C.</i>		

Virginia outscored Tennessee 27-4 over a 12-minute span in the second half en route to a 62-48 regional semifinal victory.

Tennessee stayed close in the first half but could never take the lead against the Ralph Sampson-led Cavaliers. The Cavaliers shot 61.5 percent from the field during the first 20 minutes, but could only manage a 27-26 lead at the break.

The Vols got things rolling early in the second half. Virginia made the first bucket of the half with a putback by Jeff Lamp. The Vols then outscored Virginia 10-2 over the next six minutes to take a 36-31 lead.

Lamp then scored six of the game's next eight points, with the other two coming from a jumper by Virginia's Othell Wilson. The Cavaliers led 39-36 with 1:14 left in the game and never looked back.

"We knew Lamp was their money player, but we didn't realize it on the floor today," Tennessee guard Michael Brooks said. "They had a great player who took control, made the great plays and got back and played defense. If he hadn't taken control at that point, they wouldn't have won."

Lamp scored a game-high 18 points. Jeff Jones and Lee Raker added 10 apiece for Virginia. Tennessee did slow down the All-America Sampson by holding him to a season-low nine points and five rebounds. He had only one point and one rebound in the second half.

The sagging defense to stop Sampson may have proved costly for the Vols. Sampson hit on only 4-of-13 shots, but the rest of the Cavaliers combined to hit 20-of-30 for 66.6 percent.

"You may take Ralph out of the offense, but you leave yourself vulnerable somewhere else," Virginia forward Terry Gates said. "Raker and Lamp have thrived off that."

**NOTES:** Virginia advanced to the Final Four before losing to North Carolina 78-65.

**VISITORS: Tennessee 21-8**

		FG	FT	REBS	PF	TP	A	TO	Bl	St	Min	
14	Dale Ellis	f	6-12	1-2	9	4	13	1	5	0	0	39
53	Steve Ray	f	2-4	0-0	0	1	4	1	1	0	0	33
44	Howard Wood	c	4-9	0-0	4	1	8	2	3	0	3	39
12	Ed Littleton	g	2-3	0-0	0	3	4	2	1	0	0	13
30	Gary Carter	g	4-9	1-2	4	4	9	2	0	0	0	39
21	Michael Brooks	g	3-8	0-0	1	2	6	3	0	0	2	27
10	Tyrone Beaman	g	2-2	0-0	0	3	4	2	0	0	0	7
33	Dan Federmann	g	0-0	0-0	0	0	0	0	0	0	0	1
34	Anthony Love	g	0-0	0-0	0	0	0	1	0	0	0	1
40	Willie Burton	g	0-1	0-0	0	0	0	0	0	1	0	1
TEAM				1								
Totals		23-48	2-4	19	18	48	17	13	1	5	200	

TOTAL FG% 1st Half: 12-21 57.1% 2nd Half: 11-27 40.7% Game: 47.9%  
 F Throw% 1st Half: 2-4 50.0% 2nd Half: 0-0 0% Game: 50.0%

**HOME TEAM: Virginia 27-3**

		FG	FT	REBS	PF	TP	A	TO	Bl	St	Min	
03	Jeff Lamp	f	8-11	2-2	5	0	18	2	1	0	0	36
44	Terry Gates	f	2-2	0-0	4	1	4	1	0	0	1	32
50	Ralph Sampson	c	4-13	1-2	5	1	9	1	3	4	1	34
11	Othell Wilson	g	2-3	5-6	2	1	9	2	1	0	1	34
24	Jeff Jones	g	3-6	4-5	3	2	10	5	2	0	4	33
25	Lee Raker	g	4-5	2-3	3	1	10	0	0	0	1	17
55	Lewis Lattimore	g	0-0	0-0	1	2	0	0	1	0	0	4
10	Craig Robinson	g	0-0	0-0	1	0	0	0	1	0	0	4
15	Ricky Stokes	g	1-3	0-0	0	2	2	0	1	0	0	4
23	Jeff Klein	g	0-0	0-0	0	0	0	0	1	0	0	1
05	Louis Collins	g	0-0	0-0	1	0	0	0	0	0	0	1
TEAM				2								
Totals		24-43	14-17	27	10	62	11	11	4	9	200	

TOTAL FG% 1st Half: 13-23 56.5% 2nd Half: 11-20 55% Game: 55.8%  
 F Throw% 1st Half: 1-2 50% 2nd Half: 13-15 86.7% Game: 82.4%

Officials: Edgar Cartotto, James Burroughs, Richard Weiler  
 Technical fouls: none  
 Attendance: 17,000

Score by Periods	1st	2nd	Total
Tennessee	26	22	48
Virginia	27	35	62

OUTLOOK

PLAYERS

STAFF

REVIEW

RESULTS

RECORDS

HONORS

POSTSEASON

VOLMANAC

MEDIA INFO



1982 NCAA East Region — First Round

#9	<b>Tennessee</b> (20-9)	<b>61</b>
#8	<b>Southwestern Louisiana</b> (24-8)	<b>57</b>

March 12, 1982 • Market Square Arena • Indianapolis, Ind.

Michael Brooks hit six free throws for Tennessee in the game's final minute to secure a 61-57 victory over Southwestern Louisiana.

"We did some things right that assured the win," Tennessee coach Don DeVoe said. "The key was having the lead going into the final five minutes. We had our best foul shooters in the game, and we kept the ball in the best man's hands."

The Vols trailed 35-33 with 16:58 to play. Back-to-back buckets by Tyrone Beaman gave the Vols a 37-35 advantage, but a lay-up from Dion Brown for the Ragin' Cajuns tied the game at 37.

The Vols then outscored Southwestern Louisiana 14-6 over the game's next nine minutes to hold a 51-43 lead with 6:39 left to play. Two free throws from Dan Gay and a lay-up each from Alford Turner and Johnny Collins off of Vol turnovers cut the margin to 51-49.

Two free throws and a jumper from Dale Ellis opened the margin back up to 55-49 with just under four minutes to go.

"We got the ball to Dale Ellis in the second half," DeVoe said. "Those two turnovers were the turning point that allowed Southwestern Louisiana to come back. They got themselves back in the game because of their ability to persevere."

Ellis finished with a game-high 23 points, and Brooks finished with 16. Turner had 14 points to lead Southwestern Louisiana.

"We expected Ellis to be outstanding, and he certainly was," Southwestern Louisiana coach Bobby Paschal said. "We knew if they had the lead as the clock ran down, it would be difficult. They are an excellent free-throw shooting team. Near the end, we knew it was a calculated risk to foul, but there was no other way."

**NOTES:** Dale Ellis was named the SEC's Player of the Year, and Don DeVoe was named the league's Coach of the Year following the 1982 season.

VISITORS: Tennessee 20-9

	FG	FT	REBS	PF	TP	A	TO	Bl	St	Min	
14 Dale Ellis	f	9-15	5-6	6	3	23	2	4	0	2	40
53 Steve Ray	f	2-5	0-0	4	2	4	2	0	1	2	34
40 Willie Burton	c	1-3	0-0	4	2	2	1	1	0	0	25
10 Tyrone Beaman	g	4-6	0-2	2	3	8	6	2	0	2	30
21 Michael Brooks	g	5-10	6-6	1	4	16	1	5	1	0	33
22 Jerald Hyatt		0-1	2-2	1	0	2	2	1	0	1	17
31 Kevin Woods		1-1	0-0	0	0	2	0	0	0	0	6
33 Dan Federmann		2-2	0-0	3	3	4	0	1	0	0	15
TEAM			6								
Totals		24-43	13-16	27	17	61	14	14	2	7	200

TOTAL FG%	1st Half: 13-22 59.1%	2nd Half: 11-21 52.4%	Game: 55.8%
F Throw%	1st Half: 3-4 75.0%	2nd Half: 10-12 83.3%	Game: 81.3%

HOME TEAM: Southwestern Louisiana 24-8

	FG	FT	REBS	PF	TP	A	TO	Bl	St	Min	
21 Dion Brown	f	6-10	1-2	7	3	13	0	1	0	1	38
40 Graylin Warner	f	3-8	0-0	3	4	6	0	3	1	0	35
44 Dan Gay	c	2-7	4-4	4	1	8	1	2	0	1	40
11 Alford Turner	g	4-9	6-9	1	4	14	0	0	1	1	37
15 Johnny Collins	g	5-7	0-0	1	5	10	0	4	0	3	39
33 Alonza Allen		2-4	0-0	0	0	4	0	2	0	0	11
TEAM		1-1	6								
Totals		23-46	11-15	22	17	57	1	12	2	6	200

TOTAL FG%	1st Half: 14-24 58.3%	2nd Half: 9-22 41.0%	Game: 50.0%
F Throw%	1st Half: 1-3 33.3%	2nd Half: 10-12 83.3%	Game: 73.3%

Officials: Paul Houseman, Denny Bishop, Mickey Crowley  
 Technical fouls: none  
 Attendance: 12,206

Score by Periods	1st	2nd	Total
Tennessee	29	32	61
Southwestern Louisiana	29	28	57

1982 NCAA East Region — Second Round

#9	<b>Tennessee</b> (20-10)	<b>51</b>
#1	<b>Virginia</b> (30-3)	<b>54</b>

March 14, 1982 • Market Square Arena • Indianapolis, Ind.

Tennessee missed 4-of-5 free throws in the final 3:12, and Virginia's Ricky Stokes hit two with 15 seconds remaining to lift Virginia to a 54-51 victory in a rematch of a 1981 NCAA Tournament game.

Tennessee had made 10 consecutive free throws during the second half, but those shots didn't fall during crunch time. Tyrone Beaman missed the front end of a one-and-one and then missed the back end of a one-and-one. Michael Brooks, who hit six straight in the final minute of the first-round Vol victory two days prior, then missed the front end of a one-and-one. Dan Federmann followed that with a miss.

"When it got down to it, we choked at the foul line," Tennessee coach Don DeVoe said. "We just did not do what it takes internally to win. Stokes just did what we could not do."

The one free throw the Vols did make in the game's closing minutes gave them a 51-47 lead, but Ralph Sampson hit back-to-back buckets to pull the Cavaliers even at 51. Tennessee had a chance to regain the lead, but Federmann missed the front end of his one-and-one. Stokes then made his two to give Virginia a 53-51 lead.

"We had the game under control," Tennessee forward Dale Ellis said. "All we had to do was hit the free throws. That has been a problem."

Tennessee had a chance to tie the game at 53, but the play never developed, and a long jumper by Brooks was off the mark. Jones then hit a free throw for the final margin of victory.

"We had the right person taking the shot," DeVoe said. "Michael was a little anxious. I didn't think the shot was that poor, but we never got into our play."

The Vols got off to a fast start and opened up a 10-point lead at 24-14 in the first half behind 14 points from Brooks. Jones finished the first half by scoring five points in the final 21 seconds to pull Virginia to within 32-25 at the break.

Virginia continued to rally in the second half, as Jones and Sampson sparked a 15-2 rally to give the Cavaliers a 43-40 lead with 10:41 to go.

Brooks then scored eight straight points for Tennessee to give the Vols a 48-45 lead with 6:11 left in the game.

**NOTES:** Virginia was upset by UAB 68-66 in the regional semifinals.

VISITORS: Tennessee 20-10

	FG	FT	REBS	PF	TP	A	TO	Bl	St	Min	
14 Dale Ellis	f	5-10	6-8	9	5	16	0	1	0	0	37
53 Steve Ray	f	2-3	0-0	3	4	4	3	2	0	0	36
40 Willie Burton	c	0-0	0-0	3	5	0	1	0	0	1	17
10 Tyrone Beaman	g	0-5	1-3	0	4	1	8	2	0	2	37
21 Michael Brooks	g	11-17	2-3	2	1	24	1	0	0	1	40
22 Jerald Hyatt		0-0	2-2	0	0	2	1	0	0	0	9
31 Kevin Woods		0-1	0-0	0	0	0	0	0	0	0	4
33 Dan Federmann		2-3	0-1	3	4	4	0	1	0	0	20
TEAM			4								
Totals		20-39	11-17	24	23	51	14	6	0	4	200

TOTAL FG%	1st Half: 14-25 56.0%	2nd Half: 6-14 42.9%	Game: 51.3%
F Throw%	1st Half: 4-6 66.7%	2nd Half: 7-11 63.6%	Game: 64.7%

HOME TEAM: Virginia 30-3

	FG	FT	REBS	PF	TP	A	TO	Bl	St	Min	
04 Jim Miller	f	1-2	0-3	2	3	2	0	0	0	0	17
10 Craig Robinson	f	2-7	0-0	6	3	4	1	2	0	0	29
50 Ralph Sampson	c	9-14	1-6	9	2	19	2	0	2	0	36
24 Jeff Jones	g	4-6	2-5	7	2	10	3	1	1	1	38
45 Tim Mullen	g	4-6	1-2	0	2	9	0	2	0	0	24
11 Othell Wilson		2-3	1-2	1	1	5	1	1	0	0	22
15 Ricky Stokes		0-1	2-2	1	2	2	0	0	0	0	18
30 Kenton Edelin		1-2	1-1	2	4	3	0	0	0	1	16
TEAM			4								
Totals		23-41	8-21	32	19	54	7	7	3	2	200

TOTAL FG%	1st Half: 11-23 47.9%	2nd Half: 12-18 66.7%	Game: 56.1%
F Throw%	1st Half: 3-10 30.0%	2nd Half: 5-11 45.5%	Game: 38.1%

Officials: Jack Savidge, Charles Range, Arthur Mellace  
 Technical fouls: None  
 Attendance: Not available

Score by Periods	1st	2nd	Total
Tennessee	32	19	51
Virginia	25	29	54

1983 NCAA Mideast Region — First Round

#9	<b>Marquette</b> (19-11)	<b>56</b>
#8	<b>Tennessee</b> (20-11)	<b>57</b>

March 18, 1982 • Roberts Municipal Stadium • Evansville, Ind.

Michael Brooks hit two free throws with five seconds left in the game to secure a 57-56 NCAA Tournament victory over Marquette.

Brooks only had 11 points in the game, but four came via the charity stripe in the game's final 61 seconds. Brooks' two free throws with 1:01 remaining gave the Vols a 55-53 lead. Dale Ellis and Jerald Hyatt had just missed opportunities at the foul line before Brooks gave the Vols their two-point lead.

Kevin Woods then came up with a steal on Marquette's ensuing possession and was fouled. He came up empty on the front end of a one-and-one. Doc Rivers countered by making one of his two free attempts on the next possession to cut the UT lead to 55-54 with 20 seconds left.

Brooks then brought the ball up court and was tied up in front of the Tennessee bench. It looked as though Brooks was going to be called for a five-second violation, but instead was fouled by Rivers. Brooks then sank the two free throws. Marquette's Kerry Trotter hit a lay-up at the buzzer to provide the final score.

"I wanted the ball," Brooks said. "I knew they would have to foul me because time was running out. I felt I could ice the game."

Brooks' free throws were his most obvious contribution to the Vol victory, but he also turned in a stellar performance on the defensive end. He held Rivers to 10 points and ran the Volunteer offense for 40 minutes. Rivers only hit 4-of-13 shots as Brooks guarded him most of the game.

"Michael sank those two free throws, but defense won this game," Tennessee guard Tyrone Beaman said. "He played probably his best defensive game. He came through for us in the clutch."

Tennessee trailed 43-38 with 11:38 remaining in the game, but a three-point play by Willie Burton, a bucket from Dale Ellis and two more free throws by Burton gave the Vols a 45-43 lead with 9:15 left. Tennessee then hit 10-of-15 free-throw attempts the rest of way including the two from Brooks. The only field goal the Vols scored in the last 10 minutes was a long jumper from Brooks.

**NOTES:** The victory over Marquette was the 100th for Don DeVoe at Tennessee ... Tennessee was only one of six teams to appear in the past five NCAA Tournaments, with the other teams being Arkansas, Georgetown, Iowa, Louisville and North Carolina.

VISITORS: Marquette 19-11

	FG	FT	O-D-T	PF	TP	A	TO	Bl	St	Min
22 Dwayne Johnson	f 3-5	3-4	1-3-4	4	9	3	2	0	1	38
52 Marc Marotta	f 7-12	1-1	5-5-10	5	15	1	2	1	2	39
33 Terrell Schlundt	c 6-11	0-1	1-5-6	4	12	0	2	0	0	40
20 Mandy Johnson	g 3-5	2-2	0-0-0	4	8	2	0	0	3	38
31 Glenn Rivers	g 4-13	2-7	4-1-5	5	10	3	4	0	1	39
21 Terry Reason	0-0	0-0	0-0-0	0	0	0	0	0	0	3
32 Kerry Trotter	1-1	0-0	0-0-0	0	1	0	0	0	0	2
TEAM			5							
Totals	24-47	8-15	11-14-30	22	56	9	10	1	7	200

TOTAL FG%	1st Half: 13-27 48.7%	2nd Half: 11-20 55.0%	Game: 51.1%
F Throw%	1st Half: 2-3 66.7%	2nd Half: 6-12 50.0%	Game: 53.3%

HOME TEAM: Tennessee 20-11

	FG	FT	O-D-T	PF	TP	A	TO	Bl	St	Min
14 Dale Ellis	f 7-9	6-10	0-4-4	3	20	0	2	0	1	40
40 Willie Burton	f 3-7	4-5	3-2-5	5	10	2	4	0	1	32
33 Dan Federmann	c 3-5	0-1	2-0-2	2	6	0	0	0	0	16
10 Tyrone Beaman	g 3-5	0-0	0-0-0	5	6	5	1	0	0	32
21 Michael Brooks	g 3-6	5-5	1-3-4	1	11	0	2	0	0	40
22 Jerald Hyatt	0-1	0-1	0-0-0	0	0	1	0	0	0	11
30 Tyrone Harper	2-3	0-0	1-0-1	0	4	1	0	0	0	17
31 Kevin Woods	0-1	0-2	0-2-2	1	0	0	0	1	0	11
34 Rob Jones	0-0	0-0	0-0-0	0	0	0	0	0	0	1
TEAM			6							
Total	21-37	15-27	7-11-25	17	57	9	9	1	3	200

TOTAL FG%	1st Half: 14-23 60.9%	2nd Half: 7-14 50.0%	Game: 56.8%
F Throw%	1st Half: 0-2 0.0%	2nd Half: 15-26 57.7%	Game: 55.6%

Officials: John Dabrow, Bob Garibaldi, Peter Pevia  
 Technical fouls: None  
 Attendance: Not available

Score by Periods	1st	2nd	Total
Marquette	28	28	56
Tennessee	28	29	57

1983 NCAA Mideast Region — Second Round

#8	<b>Tennessee</b> (20-12)	<b>57</b>
#1	<b>Louisville</b> (30-3)	<b>70</b>

March 20, 1982 • Roberts Municipal Stadium • Evansville, Ind.

Louisville used an 11-2 run midway through the second half to halt a Tennessee rally and post a 70-57 victory over the Vols.

The Cardinals used their pressure defense in the first half to force 10 Tennessee turnovers, which enabled Louisville to open up a 34-27 halftime lead. A 15-foot jumper from Lancaster Gordon and a layup from Charles Jones pushed the lead to 42-30 with 15:26 left in the game.

The Vols then mounted a rally. Two buckets apiece from Dale Ellis and Willie Burton keyed a 13-3 scoring run for the Vols as they pulled to within 45-43 with 10:26 on the clock.

Louisville then called timeout to regroup. The Cardinals responded with an 11-2 rally to open the lead back out to 56-45 with just under six minutes left in the game. Tennessee could get no closer than eight points the rest of the way.

"We had worked so hard to get that close," Tennessee point guard Tyrone Beaman said. "They get a couple of quick, easy baskets and it took a little bit out of everybody."

Ellis was held to 13 points, nine below his season average, on 6-of-13 shooting. Louisville's man-to-man defense made him work hard to get the ball, and the Cardinals' fast-break offense continually put pressure on the Vols to get back on defense.

"This is as tired as I've ever been on the court all year," Ellis said. "This is one of the worst shooting games ever. I missed a lot of easy shots."

Michael Brooks led the Vols with 18 points, and Beaman added 10. Louisville was led by Milt Wagner's 15 points and Scooter McCray's 10.

**NOTES:** The Mideast Regional Semifinals were held at Stokely Athletic Center ... Louisville advanced to the Final Four before losing 94-81 to Houston ... Ellis finished his career as the third all-time leading scorer at Tennessee behind Ernie Grunfeld and Reggie Johnson.

VISITORS: Tennessee 20-12

	FG	FT	O-D-T	PF	TP	A	TO	Bl	St	Min
14 Dale Ellis	f 6-13	1-3	1-4-5	4	13	0	5	0	2	35
40 Willie Burton	f 4-10	1-2	4-3-7	0	9	2	1	2	2	36
33 Dan Federmann	c 1-1	1-2	0-3-3	4	3	1	1	0	2	14
10 Tyrone Beaman	g 4-7	2-2	1-0-1	5	10	3	6	0	2	33
21 Michael Brooks	g 8-17	2-2	0-1-1	2	18	5	4	0	2	40
22 Jerald Hyatt	0-1	0-0	0-0-0	1	0	1	0	0	0	16
23 Myron Carter	0-0	0-0	0-0-0	0	0	0	0	0	0	1
30 Tyrone Harper	1-4	0-0	2-0-2	1	2	0	0	0	0	8
31 Kevin Woods	1-3	0-0	1-2-3	0	2	0	0	0	0	10
34 Rob Jones	0-0	0-0	0-0-0	0	0	0	0	0	0	3
TEAM			3							
Totals	25-56	7-11	25	17	57	12	17	2	12	200

TOTAL FG%	1st Half: 12-28 42.3%	2nd Half: 13-28 46.4%	Game: 44.7%
F Throw%	1st Half: 3-4 75.0%	2nd Half: 4-7 57.1%	Game: 63.6%

HOME TEAM: Louisville 30-3

	FG	FT	O-D-T	PF	TP	A	TO	Bl	St	Min
21 Scooter McCray	f 5-7	0-0	1-4-5	4	10	3	3	2	2	32
22 Rodney McCray	f 0-1	1-2	1-5-6	0	1	2	1	0	2	33
33 Charles Jones	c 7-8	4-7	5-6-11	0	18	3	5	2	2	35
4 Lancaster Gordon	g 7-15	4-4	1-0-1	1	18	2	6	0	2	36
20 Milt Wagner	g 6-10	3-4	1-0-1	2	15	2	3	1	2	31
00 Robbie Valentine	0-0	0-0	0-0-0	0	0	0	0	0	0	1
23 Chris West	0-0	0-0	0-0-0	0	0	0	0	0	0	1
42 Jeff Hall	0-2	2-2	0-0-0	0	2	0	0	0	0	12
45 Danny Mitchell	0-0	0-0	0-0-0	0	0	0	0	0	0	1
55 Billy Thompson	2-4	2-4	0-3-3	1	6	1	0	1	1	18
TEAM			4							
Totals	27-47	16-23	9-18-31	8	70	13	18	6	11	200

TOTAL FG%	1st Half: 14-28 50.0%	2nd Half: 13-19 68.4%	Game: 57.4%
F Throw%	1st Half: 6-8 75.0%	2nd Half: 10-16 66.7%	Game: 69.6%

Officials: John Dabrow, Bob Garibaldi, Phil Robinson  
 Technical fouls: None  
 Attendance: 11,900

Score by Periods	1st	2nd	Total
Tennessee	27	30	57
Louisville	34	36	70

OUTLOOK

PLAYERS

STAFF

REVIEW

RESULTS

RECORDS

HONORS

POSTSEASON

VOLMANAC

MEDIA INFO



# NCAA GAME RECAPS

## 1989 NCAA East Region — First Round

#10	<b>Tennessee</b> (19-11)	<b>68</b>
#7	<b>West Virginia</b> (26-4)	<b>84</b>
<i>March 16, 1989 • Greensboro Coliseum • Greensboro, N.C.</i>		

Tennessee fell behind by 10 points less than five minutes into the game and never recovered as West Virginia cruised to an 84-68 victory.

It was the Vols' first NCAA Tournament appearance in six years, but the Mountaineers made UT's visit a short one. West Virginia scored on its first nine possessions, and its defense frustrated the Vols throughout the game.

"West Virginia got the upper hand about as quickly as you can in an NCAA Tournament game," Tennessee coach Don DeVoe said. "It was obviously a game where we didn't do many things right. West Virginia did a lot of things right, and the scoreboard took that out."

Tennessee shot 29 percent from the floor in the first half and fell behind as many as 15 points. The Vols battled back to go into the break trailing 35-23, but the opening minutes of the second half once again put the Vols in a deep hole.

The Mountaineers scored the first six points of the second half, which keyed a 12-4 run that opened the lead to 47-27 with 16:51 left in the game. Tennessee got back to within 57-45 on a 3-pointer from Doug Roth, but West Virginia answered with two buckets. Tennessee never got closer than 12 points the rest of the game.

West Virginia shot a blistering 77 percent from the field in the second half on 17-of-22 shooting and finished the game at 62 percent. Tennessee finished the game shooting 38 percent from the field.

"It looked like to me the guys were playing a little tight at both ends of the floor," DeVoe said. "I know it's the NCAA (Tournament), but that's when you should bring your game up to another level."

Dyron Nix led the Vols with 22 points, and West Virginia native Greg Bell added 14. Starting guard Clarence Swarengen, who was averaging 12 points a game, played only 14 minutes and did not score.

**NOTES:** Tennessee had won five consecutive first round NCAA Tournament games before losing to West Virginia ... West Virginia lost to Duke 70-63 in the second round.

VISITORS: Tennessee 19-11				REBS			
	FG	3PT	FT	O-D-T	PF	TP	A TO Bl St Min
31 Dyron Nix	f 10-20	0-4	2-4	5-3-8	3	22	1 1 0 0 37
33 Mark Griffin	f 1-5	1-4	0-0	2-1-3	4	5	1 2 0 1 26
50 Doug Roth	c 5-13	3-6	0-4	4-6-10	4	13	1 4 1 0 38
11 C. Swarengen	g 0-4	0-1	0-0	1-2-3	0	0	2 0 0 1 14
25 Travis Henry	g 1-2	1-1	0-0	0-1-1	3	3	0 1 0 0 14
10 Jay Price	0-0	0-0	0-0	0-0-0	1	0	0 0 0 1 1
15 Ron Taylor	2-9	2-9	1-2	0-0-2	2	7	4 0 0 0 2 17
23 Greg Bell	5-10	3-6	1-2	0-1-1	4	14	5 1 0 1 32
34 Ronnie Reese	0-1	0-0	0-0	0-0-0	0	0	0 0 0 0 2
51 Ian Lockhart	2-5	0-0	2-2	2-0-2	5	6	0 1 0 0 17
TEAM							
Totals	26-69	10-31	6-14	15-13-30	26	68	13 12 1 4 200

TOTAL FG%	1st Half: 9-31 29.0%	2nd Half: 17-38 44.7%	Game: 37.7%
3-Pt. FG%	1st Half: 1-7 14.3%	2nd Half: 9-24 37.5%	Game: 32.3%
F Throw%	1st Half: 4-8 50.0%	2nd Half: 2-6 33.3%	Game: 42.9%

HOME TEAM: West Virginia 26-4				REBS			
	FG	3PT	FT	O-D-T	PF	TP	A TO Bl St Min
24 Darryll Prue	f 5-8	0-0	2-2	3-3-6	4	12	2 1 0 0 29
23 Chris Brooks	f 2-7	0-0	0-1	0-1-1	4	4	0 0 0 0 20
42 Ray Foster	c 6-7	0-0	7-8	2-9-11	3	19	0 2 2 1 35
32 Herbie Brooks	g 8-12	0-0	6-6	2-0-2	1	22	2 4 0 2 34
04 Steve Berger	g 4-6	1-3	5-7	1-4-5	0	14	7 4 0 3 35
03 Tracy Shelton	3-4	0-0	4-5	0-1-1	0	10	2 1 0 1 12
11 Chris Leonard	0-0	0-0	0-0	0-0-0	0	0	0 0 0 0 1
21 Shaun Jackson	0-0	0-0	0-0	0-1-1	0	1	0 0 0 0 6
25 Mike Yoest	0-0	0-0	0-0	0-0-0	1	0	0 0 0 0 4
33 Wade Smith	1-3	0-0	1-2	0-4-4	1	3	0 2 1 0 22
34 Thomas Kroger	0-0	0-0	0-1	0-2-2	0	0	0 0 0 0 2
TEAM							
Totals	29-47	1-3	25-33	8-26-36	14	84	14 15 3 7 200

TOTAL FG%	1st Half: 12-25 48.0%	2nd Half: 17-22 77.3%	Game: 61.7%
3-Pt. FG%	1st Half: 1-3 33.3%	2nd Half: 0-0 0.0%	Game: 33.3%
F Throw%	1st Half: 10-13 76.9%	2nd Half: 15-20 75.0%	Game: 75.8%

Officials: Tom Rucker, Stan Rute, Duke Edsall  
 Technical fouls: None  
 Attendance: Not available

Score by Periods	1st	2nd	Total
Tennessee	23	45	68
West Virginia	35	49	84

## 1988 NCAA West Region — First Round

#9	<b>Illinois State</b> (25-5)	<b>OT 82</b>
#8	<b>Tennessee</b> (20-9)	<b>81</b>
<i>March 12, 1988 • Arco Arena • Sacramento, Calif.</i>		

Illinois State's Dan Muller scored the winning basket off a pass from Kyle Cartmill with 1.3 seconds left to lift the Redbirds to an 82-81 overtime victory over Tennessee.

The Vols had taken an 81-80 lead on C.J. Black's layup off a pass from Tony Harris with 15.4 seconds left before the game-winning bucket by Muller.

The Vols struggled in the second half with foul trouble and poor shooting. They finished the game shooting 36.7 percent from the field and had nearly a five-minute stretch in the second half without scoring. A free throw by Harris at the 7:13 mark finally broke the scoring drought, but the Vols found themselves down 66-58.

The Vols battled back to tie the score at 70 on Black's rebound and basket with 2:53 left. Tennessee took a 72-70 lead on Black's slam dunk off a pass from Brandon Wharton, but Illinois State tied the score on Steve Hansell's layup with 53 seconds left.

That gave the Vols the ball back with a chance to win. They worked the shot clock down to 17 seconds and the game clock down to 34.6 before calling a timeout.

Wharton took a 3-pointer from the top of the key with 22 seconds left, but missed and Illinois State rebounded.

The Redbirds had their own chance at a game-winning shot, but Hill missed a 14-foot jumper. The Vols rebounded and threw a desperation pass, but it was on to overtime.

Tennessee had opened up a nine-point lead in the first half but could not put the Redbirds away. Back-to-back 3-pointers from Rico Hill and Steve Hansell at the end of the half enabled the Redbirds to pull within 41-38 at the break.

**NOTES:** Illinois State's starting backcourt during the season did not play due to injury ... Skipp Schaeffbauer broke his leg in the MVC tournament; Jamar Smiley didn't start because of back problems ... Smiley got into the game, but immediately came out with a pain and was taken for treatment ... This was Tennessee's first appearance in the NCAA Tournament in nine years ... The Redbirds lost 82-49 to Arizona in the second round.

VISITORS: Illinois State 25-5				REBS			
	FG	3PT	FT	O-D-T	PF	TP	A TO Bl St Min
42 Rico Hill	f 6-23	3-6	7/11	1-2-3	3	22	4 2 0 1 42
44 Dan Muller	f 3-7	2-4	0-0	2-8-10	1	8	3 4 1 1 45
32 LeRoy Watkins	c 6-14	0-0	6-6	2-1-3	2	18	0 2 2 1 25
11 Steve Hansell	g 5-5	1-1	5-5	1-8-9	4	16	6 2 0 1 41
24 Kyle Cartmill	g 3-5	1-1	2-2	1-2-3	4	9	6 6 0 2 40
15 Jamar Smiley	0-0	0-0	0-0	0-0-0	1	0	0 0 0 0 1
23 Kenneth Pierson	0-2	0-0	0-0	0-3-3	0	0	0 0 0 0 7
35 Rob Gibbons	2-4	0-1	5-8	2-4-6	4	9	0 1 0 0 24
TEAM							
Totals	25-60	7-13	25-32	10-31-41	19	82	19 17 3 6 225

TOTAL FG%	1st Half: 12-26 46.2%	2nd Half: 9-28 32.1%	Game: 41.7%
3-Pt. FG%	1st Half: 5-7 71.4%	2nd Half: 3-6 33.3%	Game: 53.8%
F Throw%	1st Half: 9-12 75.0%	2nd Half: 14-17 82.4%	Game: 78.1%

HOME TEAM: Tennessee 20-9				REBS			
	FG	3PT	FT	O-D-T	PF	TP	A TO Bl St Min
03 Rashard Lee	f 4-18	1-8	0-0	5-6-11	1	9	2 0 0 1 27
43 C.J. Black	f 8-12	0-1	2-2	4-2-6	4	18	0 4 1 2 34
40 Torrey Harris	c 3-5	0-0	0-0	2-1-3	5	6	0 0 3 0 19
14 Tony Harris	g 1-13	0-6	8-11	0-5-5	2	10	9 2 0 2 44
15 Brandon Wharton	g 8-21	4-9	3-3	1-3-4	3	23	3 4 0 1 44
05 Aaron Green	3-5	1-2	0-0	1-1-2	4	7	0 1 0 0 10
32 Del Baker	0-1	0-1	2-2	0-0-0	0	2	0 0 0 0 2
33 Scott Moore	0-0	0-0	0-0	0-0-0	0	0	0 0 0 0 8
34 Vegas Davis	0-2	0-2	0-0	0-2-2	0	0	0 0 0 0 9
44 Isiah Victor	2-2	0-0	2-3	2-3-5	3	6	1 2 2 4 28
TEAM							
Totals	29-79	6-29	17-21	20-26-46	22	81	15 13 6 10 225

TOTAL FG%	1st Half: 13-37 35.1%	2nd Half: 13-24 35.3%	Game: 36.7%
3-Pt. FG%	1st Half: 2-9 22.2%	2nd Half: 3-16 18.8%	Game: 20.7%
F Throw%	1st Half: 13-14 92.9%	2nd Half: 4-7 57.1%	Game: 81.0%

Officials: Larry Lembo, Jim Haney, Eddie Jackson  
 Technical fouls: none  
 Attendance: 15,284

Score by Periods	1st	2nd	OT	Total
Illinois State	38	34	10	82
Tennessee	41	31	9	81

1999 NCAA East Region — First Round

#13	<b>Delaware</b> (24-6)	<b>52</b>
#4	<b>Tennessee</b> (21-8)	<b>62</b>

March 12, 1999 • Charlotte Coliseum • Charlotte, N.C.

Tennessee's offense was sputtering, but the Vols turned up their defensive pressure to post a 62-52 victory over Delaware. It was the Vols' first NCAA Tournament win in 16 years.

The Vols shot only 33 percent from the field but held Delaware to 30 percent shooting. Forward Mike Pegues did score 23 points for Delaware, but it came on 7-of-23 shooting. Tennessee's perimeter defense held the Blue Hens starting perimeter players to 2-of-13 shooting from 3-point range.

"As long as we play defense like we did today, we have a chance to win, no matter how bad we shoot the ball," Tennessee guard Brandon Wharton said.

Wharton scored all 16 of his points in the second half after missing seven shots in the first half, including an uncontested layup after a steal.

"I just kept telling the players 'Continue to play good defense, and the shots are going to fall. Believe me. Trust me. They're going to fall,'" Tennessee coach Jerry Green said.

Two free throws from Pegues gave Delaware a 20-14 lead with 3:45 left in the first half. Tennessee then reeled off 11 unanswered points to open a 25-20 lead with 35 seconds left in the half. Pegues hit a jumper at the first half buzzer to pull the Blue Hens to within three at the break and then opened the second half with a 3-pointer to tie the game at 25.

Tennessee then got the offense rolling with a layup from Wharton, a 3-pointer from Tony Harris and a C.J. Black dunk. The Vols led 32-25 and never trailed again.

"We were almost too ready to play," Green said. "Survive and advance. That's what it's all about."

**NOTES:** Tennessee's win snapped Delaware's 13-game winning streak ... Delaware's point total and field-goal percentage were its lowest of the season ... Delaware won the America East Conference Tournament to earn its bid to the NCAA Tournament.

VISITORS: Delaware 24-6

	FG	SPT	FT	REBS	O-D-T	PF	TP	A	TO	Bl	St	Min
05 Mike Pegues	f	7-23	0-1	9-14	3-7-10	2	23	2	6	0	2	33
13 Kestutis Marci	f	2-8	0-5	2-2	1-2-3	2	6	1	2	0	1	26
10 John Bennett	c	3-6	0-0	1-2	7-7-14	4	5	0	3	2	0	33
15 John Gordon	g	3-9	1-5	0-0	1-4-5	5	7	4	1	0	1	39
03 Tyrone Perry	g	3-6	1-3	0-2	0-1-1	2	7	0	1	0	2	26
23 Madou Diouf		1-3	0-0	0-0	0-0-0	1	2	0	0	0	0	24
24 Greg Miller		0-2	0-1	2-2	0-0-0	1	2	0	1	0	0	19
TEAM					4-6-10				3			
Totals		18-57	2-15	14-22	16-27-43	17	52	7	17	2	6	200

TOTAL FG%	1st Half: 5-22 22.7%	2nd Half: 12-35 34.3%	Game: 29.8%
3-Pt. FG%	1st Half: 0-4 0.0%	2nd Half: 1-11 9.1%	Game: 6.7%
F Throw%	1st Half: 6-11 72.7%	2nd Half: 5-8 62.5%	Game: 68.4%

HOME TEAM: Tennessee 21-8

	FG	SPT	FT	REBS	O-D-T	PF	TP	A	TO	Bl	St	Min
22 Vincent Yarbrough	f	1-4	0-1	4-4	2-2-4	2	6	1	2	1	0	21
43 C.J. Black	f	2-7	0-1	5-6	4-3-7	2	9	2	0	1	26	
40 Torrey Harris	c	0-0	0-0	0-0	1-2-3	3	0	0	1	0	0	14
14 Tony Harris	g	3-8	2-5	2-2	0-1-1	0	10	1	6	0	3	37
15 Brandon Wharton	g	5-18	1-5	5-6	2-5-7	4	16	4	3	0	1	39
44 Isiah Victor	g	7-15	0-1	1	5-9-14	4	14	0	2	2	0	25
03 Rashard Lee	g	1-4	0-2	2-4	0-4-4	2	4	0	2	0	2	21
55 Charles Hathaway	g	1-2	0-0	1-2	0-2-2	3	3	0	1	1	0	16
34 Vegas Davis	g	0-1	0-1	0-0	0-0-0	0	0	0	0	0	1	2
32 Del Baker	g	0-1	0-1	0-0	0-0-0	0	0	0	0	0	0	1
TEAM					1-4-5							
Totals		20-61	3-17	19-25	15-32-47	21	62	8	19	5	7	200

TOTAL FG%	1st Half: 9-33 27.3%	2nd Half: 11-28 39.3%	Game: 32.8%
3-Pt. FG%	1st Half: 1-11 9.1%	2nd Half: 2-6 33.3%	Game: 17.6%
F Throw%	1st Half: 6-11 54.5%	2nd Half: 13-14 92.9%	Game: 76.0%

Officials: Dave Libbey, Jerry Petro, Paul Janssen  
 Technical fouls: None  
 Attendance:

Score by Periods	1st	2nd	Total
Delaware	22	30	52
Tennessee	25	37	62

1999 NCAA East Region — Second Round

#9	<b>SW Missouri State</b> (22-10)	<b>81</b>
#4	<b>Tennessee</b> (21-9)	<b>51</b>

March 14, 1999 • Charlotte Coliseum • Charlotte, N.C.

Poor shooting proved costly for the Vols as Southwest Missouri State gave Tennessee its worst loss ever in NCAA Tournament action with an 81-51 final.

Tennessee shot 29.5 percent from field and hit only 6-of-29 3-point attempts for 20.7 percent.

"Their defense didn't give us many open looks," forward Isiah Victor said. "And when they did, we weren't making those shots either, so it really didn't matter."

Southwest Missouri State, on the other hand, shot 51.9 percent from the field and hit 9-of-22 3-pointers. It was a 3-pointer at the end of the first half that seemed to douse all hopes of a Vol victory. Ken Stringer banked in a 25-footer at the buzzer to give the Bears a 36-26 halftime lead.

Southwest Missouri then opened the second half by scoring on nine of its first 10 possessions. The lead expanded to 58-33 with 12:38 to play.

"I'd say they played a perfect ball game," Tennessee coach Jerry Green said. "The more shots they hit, the more confident they got and the less we got. It seemed all the basketball gods were on their side and not on ours."

Tennessee never led in the game, as the Bears jumped out to a 9-2 lead 3:10 into the game. The Bears got two easy buckets off of Tennessee turnovers caused by a full-court press. It was all uphill from there.

**NOTES:** Southwest Missouri State lost to Duke in the Regional Semifinals ... Southwest Missouri State won the Missouri Valley Conference to earn its trip to the NCAA Tournament ... A Missouri Valley Conference team (Illinois State) also eliminated the Vols from the 1998 NCAA Tournament.

VISITORS: SW Missouri State 22-10

	FG	SPT	FT	REBS	O-D-T	PF	TP	A	TO	Bl	St	Min
05 Ken Stringer	f	4-7	2-2	0-1	0-5-5	0	10	2	0	1	0	28
23 Ron Bruton	f	5-5	0-0	2-2	1-4-5	3	12	1	1	1	4	29
32 Danny Moore	c	8-14	2-2	7-9	2-6-8	1	25	1	1	1	0	34
12 William Fontlero	g	1-5	0-2	4-7	0-2-2	3	6	4	1	1	1	30
24 Kevin Ault	g	1-11	2-8	2-2	1-5-6	2	14	5	3	0	1	31
03 Paul Murans	l	2-2	1-1	0-0	0-1-1	0	3	0	0	0	0	2
04 Brandon Miller	0-0	0-0	0-0	0-0-0	0-0-0	0	0	0	0	0	0	4
10 Ryan Bettenhaus	0-0	0-0	0-0	0-0-0	0-0-0	0	0	0	0	0	0	8
20 Scott Brakebill	0-0	0-0	0-0	0-0-0	0-4-4	2	0	0	0	0	0	9
21 Eric Judd	1-3	0-2	1-1	1-0-1	1-0-1	0	3	1	0	0	0	2
25 Butch Tshomba	0-1	0-1	0-0	0-0-0	0-0-0	0	0	0	0	0	0	2
33 Allen Phillips	3-5	2-4	0-2	0-2-2	1	8	3	0	0	0	0	15
50 Matt Reuter	0-1	0-0	0-0	1-0-1	1-1-2	1	0	0	0	0	1	6
TEAM												
Totals		28-54	9-22	6-24	7-30-37	13	81	17	6	4	7	200

TOTAL FG%	1st Half: 13-25 52.0%	2nd Half: 15-29 51.7%	Game: 51.9%
3-Pt. FG%	1st Half: 5-12 41.7%	2nd Half: 4-10 40.0%	Game: 40.9%
F Throw%	1st Half: 3-9 55.6%	2nd Half: 11-15 73.3%	Game: 66.7%

HOME TEAM: Tennessee 21-9

	FG	SPT	FT	REBS	O-D-T	PF	TP	A	TO	Bl	St	Min
22 Vincent Yarbrough	f	1-7	0-4	4-4	2-4-6	3	6	0	1	0	0	23
40 Torrey Harris	f	0-0	0-0	0-0	1-0-1	2	0	0	0	0	0	1
43 C.J. Black	c	1-6	0-1	2-4	2-1-3	2	4	0	1	1	0	22
14 Tony Harris	g	2-11	2-10	0-0	0-1-1	3	6	4	5	0	0	35
15 Brandon Wharton	g	5-16	1-6	0-0	0-3-3	1	11	2	1	0	0	32
03 Rashard Lee	g	2-4	1-2	2-2	1-2-3	2	7	0	2	0	0	20
05 Aaron Gene	0-0	0-0	0-0	0-0-0	0-0-0	0	0	0	0	0	0	1
32 Del Baker	0-3	0-1	0-0	2-1-3	0	3	0	0	1	0	1	13
34 Vegas Davis	1-3	1-3	0-0	1-1-2	0	3	0	0	1	0	1	21
44 Isiah Victor	5-8	1-2	0-0	4-4-8	4	11	1	2	0	0	2	21
55 Charles Hathaway	1-3	0-0	1-2	0-4-4	2	3	0	1	0	1	1	17
TEAM					2-3-5							
Totals		18-61	6-29	9-12	15-24-39	21	8	13	2	2	2	200

TOTAL FG%	1st Half: 10-30 33.3%	2nd Half: 8-31 25.8%	Game: 29.5%
3-Pt. FG%	1st Half: 3-13 23.1%	2nd Half: 3-16 18.8%	Game: 20.7%
F Throw%	1st Half: 3-6 50.0%	2nd Half: 6-6 100.0%	Game: 75.0%

Officials: Dave Libbey, Gene Monje, Bob Sitov  
 Technical fouls: None  
 Attendance: 20,172

Score by Periods	1st	2nd	Total
SW Missouri State	36	45	81
Tennessee	26	25	51

OUTLOOK

PLAYERS

STAFF

REVIEW

RESULTS

RECORDS

HONORS

POSTSEASON

VOLMANAC

MEDIA INFO



# NCAA GAME RECAPS

## 2000 NCAA South Region — First Round

#13	<b>Louisiana-Lafayette</b> (25-9)	<b>58</b>
#4	<b>Tennessee</b> (25-6)	<b>63</b>

March 17, 2000 • Birmingham-Jefferson Civic Center • Birmingham, Ala.

Tony Harris made two free throws with 10.8 seconds to play to help Tennessee seal a 63-58 victory over Louisiana-Lafayette.

Louisiana-Lafayette cut UT's lead to two at 60-58 on Brett Smith's jumper with 45 seconds to play. With the shot clock running down, Harris made a move to the basket and appeared to turn the ball over to Smith. But Smith was called for a reach-in foul that sent Harris to the line with 15 seconds to play. He missed the front end of the one-and-one, Ron Slay got the rebound and was flagrantly fouled by Smith with 13 seconds to go, allowing Tennessee to keep the ball after the free throws.

Slay missed both free throws, and UT in-bounded the ball to Harris, who was quickly fouled. Harris hit both shots to seal the victory.

Tennessee trailed most of the game. The Vols were down 48-42 with just under 10 minutes left to play. Slay, a freshman from Nashville, then got the Vols' offense rolling. Slay scored 11 of his 15 points in the final 8:15, including a coast-to-coast drive that he converted into a three-point play. Slay's drive cut what had been a six-point Louisiana-Lafayette lead to 48-45 with 15:05 remaining.

"When Ron took it all the way, I felt we had 'Mo' (momentum) back on our side and had it going the right direction," UT coach Jerry Green said.

Slay's 8-footer inside the Cajuns' variation of a 2-3 zone defense broke a 54-54 tie at the 4:07 mark. He hit a similar shot to make it 60-56, Vols, with 1:48 to play.

"We struggled offensively, but our defense kept us in the game," Green said. "We did just exactly what we had to do down the stretch to win the game."

Harris and Slay led Tennessee with 15 points each. C.J. Black added 14 while shooting 10-of-10 from the foul line, and Vincent Yarbrough scored 11. Lonnie Thomas led the Cajuns with 19 points.

**NOTES:** Louisiana-Lafayette earned its bid to the NCAA Tournament by winning the Sun Belt Conference.

### VISITORS: Louisiana-Lafayette 25-9

		FG		3PT	FT	O-D-T		PF	TP	A	TO	Bl	St	Min
30	Lonnie Thomas	f	9-16	0-0	1-1	3-2-5	5	19	1	4	1	1	25	
52	Reggie DeGray	f	2-3	0-1	0-0	0-0-0	5	4	1	2	0	0	11	
42	Brett Smith	c	2-4	0-0	2-3	7-3-10	3	6	0	1	0	1	33	
13	Billy Jones	g	1-8	1-3	0-0	1-6-7	2	3	1	3	0	1	28	
23	Blaine Harmon	g	1-5	1-5	0-0	0-0-0	4	3	2	0	0	0	19	
22	Orlando Butler	g	1-13	2-9	0-0	2-4-6	1	12	3	0	0	1	33	
01	Jarret Evans	f	1-2	1-2	0-0	0-0-0	0	3	0	0	0	0	5	
05	Kenneth Lawrence	g	0-6	0-2	0-0	1-4-5	1	0	3	0	0	0	27	
32	Karryl Robins	g	0-1	0-0	0-0	0-2-2	0	0	0	1	0	0	3	
33	Shea Whiting	g	1-3	0-0	2-4	1-2-2	2	0	0	1	0	0	7	
41	Derrick Warren	0-0	0-0	0-0	0-0	0-0-0	0	0	0	0	0	0	1	
45	Kendall Regis	g	2-2	0-0	0-0	2-0-2	2	4	1	1	0	0	9	
TEAM						1-10-1								
Totals		24-63	5-22	5-8	18-23-41	25	58	15	1	4	200			

TOTAL FG%	1st Half: 11-31 35.5%	2nd Half: 13-33 39.4%	Game: 38.1%
3-Pt. FG%	1st Half: 4-13 30.8%	2nd Half: 1-10 10.0%	Game: 22.7%
F Throw%	1st Half: 3-6 50.0%	2nd Half: 2-2 100.0%	Game: 62.5%

### HOME TEAM: Tennessee 25-6

		FG		3PT	FT	O-D-T		PF	TP	A	TO	Bl	St	Min
22	Vincent Yarbrough	f	3-8	3-7	2-3	1-6-7	2	11	1	2	1	1	38	
44	Isiah Victor	f	1-3	0-2	2-2	0-6-6	3	4	0	1	2	1	19	
43	C.J. Black	c	2-4	0-1	10-10	1-1-2	2	14	0	2	2	0	34	
14	Tony Harris	g	4-14	2-8	5-7	1-2-3	2	15	3	2	0	2	37	
42	Jon Higgins	g	1-6	1-5	1-2	2-0-2	1	4	3	0	0	1	33	
05	Harris Walker	g	0-3	0-2	0-0	0-0-0	0	0	0	1	0	0	7	
12	Marcus Haislip	0-0	0-0	0-0	0-0	0-0-0	0	0	0	1	0	0	3	
31	Terrence Woods	0-5	0-5	0-0	1-1-2	1	0	0	0	1	0	0	5	
35	Ron Slay	6-8	0-0	3-5	2-2-4	2	15	0	1	1	0	18		
55	Charles Hathaway	0-0	0-0	0-0	0-0-0	1	0	0	1	0	0	0	6	
TEAM					4-1-5									
Totals		17-51	6-30	23-29	12-19-31	14	63	7	12	6	5	200		

TOTAL FG%	1st Half: 6-23 26.1%	2nd Half: 11-30 36.7%	Game: 33.3%
3-Pt. FG%	1st Half: 3-13 23.1%	2nd Half: 3-17 17.6%	Game: 20.0%
F Throw%	1st Half: 11-13 84.6%	2nd Half: 12-16 75.0%	Game: 79.3%

Officials: David Libbey, Mark Reischling, Tom Gabutero  
 Technical fouls: UL-DeGray, Harmon, Whiting, UT-Harris, Hathaway  
 Attendance: 11,061

Score by Periods	1st	2nd	Total
Louisiana-Lafayette	29	29	58
Tennessee	26	37	63

## 2000 NCAA South Region — Second Round

#5	<b>Connecticut</b> (25-10)	<b>51</b>
#4	<b>Tennessee</b> (26-6)	<b>65</b>

March 19, 2000 • Birmingham-Jefferson Civic Center • Birmingham, Ala.

Tennessee capitalized on an ankle injury that limited Connecticut point guard Khalid El-Amin to one basket in 13 minutes and posted a 65-51 victory. The Vols made school history by winning two games in the NCAA Tournament for the first time.

The Vols trailed only once, at 4-2, and had the upper hand, 32-22 by halftime. The Huskies cut a 12-point deficit to 38-34 when El-Amin hit his only basket, a 3-pointer, with 13:36 to play.

Vol freshman Jon Higgins answered with his own 3-pointer 14 seconds later, igniting a 16-4 run that put the game away.

Connecticut went 6:15 without scoring during the major portion of that stretch, missing six consecutive shots and turning the ball over twice.

One was a Higgins steal and break-away that ended up being juggled and dishes to Vincent Yarbrough for a dunk and subsequent free throw. The three-point play restored the margin to 44-34.

Tony Harris led the Vols with 18 points and shot 9-of-12 from the foul stripe. Yarbrough got 11 of his 14 in the first half, helping shoot the Huskies out of a zone defense with three 3-pointers. C.J. Black added 13 points, 10 in the second half, as UT penetrated UConn's defense for dunks and free throws.

The Vol defense also stood tall by converting seven steals into 14 points and holding the Huskies to 38.6 percent shooting. UT shot 44.7 percent from field which was up from 33.3 percent in the first round victory.

"We played awfully good," Tennessee coach Jerry Green said. "That could have been as good as we played all year. Time and again, making the extra pass - or passes - produced good looks against the UConn defense."

Albert Mouring scored 17 points to lead the Huskies, and El-Amin was limited to three points, 13 below his season average.

**NOTES:** The 51 points was a season-low for the Huskies ... Connecticut was the defending NCAA champion, having won the 1999 NCAA Tournament with a 77-74 title-game victory over Duke.

### VISITORS: Connecticut 25-10

		FG		3PT	FT	O-D-T		PF	TP	A	TO	Bl	St	Min
33	Kevin Freeman	f	6-9	0-0	2-2	2-5-7	3	14	0	4	0	0	29	
04	Ajou Deng	f	0-3	0-0	0-0	0-0-0	0	0	0	0	0	0	11	
43	Jake Voskuil	c	1-2	0-0	0-0	3-6-9	4	2	1	1	0	0	18	
23	Albert Mouring	g	7-8	3-8	0-0	0-3-3	2	17	0	1	0	0	39	
42	Khalid El-Amin	g	1-2	1-2	0-0	0-2-2	0	3	1	0	0	0	13	
20	Justin Brown	0-0	0-0	0-0	0-0	0-0-0	0	0	0	0	0	0	1	
32	Tony Robertson	1-7	0-1	0-0	0-1-1	4	2	2	3	0	0	0	33	
34	Souleymane Wane	4-8	0-0	0-0	4-3-7	2	8	0	1	0	0	0	22	
05	Beau Archibald	0-0	0-0	0-0	0-0-0	2	0	0	0	0	0	0	1	
50	Marcus Cox	0-3	0-1	0-0	0-0-0	0	0	0	0	0	0	0	6	
51	Edmund Saunders	2-3	0-0	1-2	2-1-3	1	5	0	2	1	0	18		
55	Doug Wrenn	0-2	0-0	0-0	0-1-1	2	0	0	3	0	1	9		
TEAM					3-1-4									
Totals		22-57	4-12	3-4	14-23-37	20	51	4	15	1	1	200		

TOTAL FG%	1st Half: 10-28 35.7%	2nd Half: 12-29 41.4%	Game: 38.6%
3-Pt. FG%	1st Half: 1-6 16.7%	2nd Half: 3-6 50.0%	Game: 33.3%
F Throw%	1st Half: 1-2 50.0%	2nd Half: 2-2 100%	Game: 75.0%

### HOME TEAM: Tennessee 26-6

		FG		3PT	FT	O-D-T		PF	TP	A	TO	Bl	St	Min
22	Vincent Yarbrough	f	5-9	3-6	1-1	0-3-3	3	14	4	0	1	0	34	
44	Isiah Victor	f	0-2	0-0	1-2	2-2-4	0	1	1	1	0	0	15	
43	C.J. Black	c	5-9	0-1	3-5	2-3-5	1	13	0	1	0	0	30	
14	Tony Harris	g	4-11	1-4	9-12	0-1-1	3	18	2	2	2	2	35	
42	Jon Higgins	g	3-9	3-6	0-0	0-4-4	0	9	4	0	0	2	37	
31	Terrence Woods	0-0	0-0	0-0	0-0-0	0	0	0	0	0	0	0	2	
35	Ron Slay	3-6	0-0	2-3	1-3-4	1	8	1	8	1	2	2	29	
05	Harris Walker	1-1	0-0	0-0	0-1-1	0	2	3	1	0	1	0	8	
55	Charles Hathaway	0-0	0-0	0-0	0-0-0	1	0	0	2	0	0	0	10	
TEAM					1-3-4									
Totals		21-47	7-17	16-23	6-20-26	9	65	15	8	3	7	200		

TOTAL FG%	1st Half: 11-24 45.8%	2nd Half: 10-23 43.5%	Game: 44.7%
3-Pt. FG%	1st Half: 6-13 46.2%	2nd Half: 1-4 25.0%	Game: 41.2%
F Throw%	1st Half: 4-8 50.0%	2nd Half: 12-15 80.0%	Game: 69.6%

Officials: David Libbey, Mark Reischling, Art McDonald.  
 Technical fouls: None  
 Attendance: 16,108

Score by Periods	1st	2nd	Total
Connecticut	22	29	51
Tennessee	32	33	65

2000 NCAA South Region — Regional Semifinal

#8	<b>North Carolina</b> (21-13)	<b>74</b>
#4	<b>Tennessee</b> (26-7)	<b>69</b>

March 24, 2000 • Frank Erwin Center • Austin, Texas

Ed Cota spurred a late second-half comeback, then he and freshmen Joseph Forte and Julius Peppers hit six straight free throws in the final 34.9 seconds, giving North Carolina a 74-69 victory over Tennessee in the South Regional semifinals.

The Tar Heels' winning rally kicked into top gear when Forte drilled a 3-pointer and Jason Capel hit a layup to get the Tar Heels within 64-63. Cota made a running jumper in the lane and then hit another floater to make it 66-64 with 2:00 left. Tennessee's scoring drought, which left the Vols without a field goal since 7:15, ended with 13.6 seconds left when Tony Harris made his first basket of the night, a 3-pointer.

"I thought for about 35 minutes, we played awfully well," Tennessee coach Jerry Green said. "Then we started trying to make hard plays, and it wasn't just one person, it was about four or five different people. And while we were making hard plays, they were making baskets."

Tennessee got off to a slow start as North Carolina led by seven early. Then, the Vols' speed and athleticism carried them to a 22-7 run and a nine-point lead. Capel kept the Tar Heels close by scoring the last five points of the first half, pulling North Carolina to within 39-36.

"I can't really put it into words," Vincent Yarbrough said of the loss. "I thought we had the game won, but they just out-played us in the last four minutes. We came out of the last timeout and still thought we had the game, but they made some shots and that was the game."

C.J. Black led the Volunteers with 17 points, Yarbrough had 13 and Ron Slay added 12. Isiah Victor had 11. Forte scored a game-high 22 for the Tar Heels, while Brendan Haywood and Cota each scored 11, followed by Kris Lang with 10.

**NOTES:** North Carolina defeated Tulsa 74-69 in the Regional Finals to advance to the Final Four ... The Tar Heels then lost to Florida, 59-71, in the national semifinals in Indianapolis.

VISITORS: North Carolina 21-13				REBS							
	FG	3PT	FT	O-D-T	PF	TP	A	TO	Bl	St	Min
25 Jason Capel	f	3-9	1-2	2-2	1-4-5	1	9	2	0	2	38
42 Kris Lang	f	5-12	0-0	0-0	3-0-3	3	10	0	2	2	28
00 Brendan Haywood	c	5-10	0-0	1-4	1-4-5	5	11	0	3	4	26
40 Joseph Forte	g	8-13	2-5	4-4	1-4-5	2	22	2	3	1	36
05 Ed Cota	g	4-9	0-1	3-5	1-6-7	4	11	5	2	0	39
21 Terrence Newby	g	0-0	0-0	0-0	0-0-0	0	0	0	0	0	1
24 Max Owens	g	2-2	1-1	0-0	0-0-0	0	5	0	1	0	12
45 Julius Peppers	g	2-3	0-0	2-2	3-5-6	4	6	0	1	2	20
TEAM					0-3-3						
Totals		29-58	4-9	12-17	10-24-34	19	74	12	14	9	6:200

TOTAL FG%	1st Half: 15-32 45.9%	2nd Half: 14-26 53.8%	Game: 50.0%
3-Pt. FG%	1st Half: 3-7 42.9%	2nd Half: 1-2 50.0%	Game: 44.4%
F Throw%	1st Half: 3-4 75.0%	2nd Half: 9-13 69.2%	Game: 70.6%

HOME TEAM: Tennessee 26-7				REBS							
	FG	3PT	FT	O-D-T	PF	TP	A	TO	Bl	St	Min
22 Vincent Yarbrough	f	4-11	1-5	4-4	2-1-3	3	13	3	2	0	38
44 Isiah Victor	f	3-8	1-1	4-6	1-3-4	2	11	1	1	1	21
43 C.J. Black	c	6-7	1-1	4-4	1-4-5	4	17	0	1	1	21
14 Tony Harris	g	1-10	1-6	1-2	2-2-4	3	4	2	0	0	32
42 Jon Higgins	g	3-7	2-5	0-0	1-3-4	1	8	0	0	0	35
35 Ron Slay	g	4-11	0-3	4-4	2-5-7	1	12	1	3	1	24
05 Harris Walker	g	0-3	0-0	2-2	1-2-3	0	2	1	0	1	17
55 Charles Hathaway	g	0-2	0-0	2-2	3-1-4	3	2	1	1	0	12
TEAM					2-2-4						
Totals		21-59	6-21	21-24	15-23-38	17	69	11	14	4	9:200

TOTAL FG%	1st Half: 13-32 40.6%	2nd Half: 8-27 29.6%	Game: 35.6%
3-Pt. FG%	1st Half: 4-10 40.0%	2nd Half: 2-11 18.2%	Game: 28.6%
F Throw%	1st Half: 9-10 90.0%	2nd Half: 12-14 85.7%	Game: 87.5%

Officials: David Hall, Bob Donato, Mike Kitts  
 Technical fouls: None  
 Attendance: 16,371

Score by Periods	1st	2nd	Total
North Carolina	36	38	74
Tennessee	39	30	69

2001 NCAA Midwest Region — First Round

#9	<b>Charlotte</b> (22-10)	<b>70</b>
#8	<b>Tennessee</b> (22-11)	<b>63</b>

March 16, 2001 • University of Dayton Arena • Dayton, Ohio

Poor shooting in the second half was too much for Tennessee to overcome, as the Vols fell 70-63 to Charlotte in the first round of the NCAA Tournament.

The Vols finished the game shooting 42 percent from the field but shot only 31 percent in the second half. The Vols also hit only 1-of-7 free-throw attempts and 1-of-11 3-point attempts in the second half. Free-throw shooting plagued the Vols the entire game as they made only 7-of-18. The Vols missed four free throws late in the second half, including the front-end of two one-and-ones.

"We just couldn't make a shot," UT head coach Jerry Green said. "From a coach's perspective, it's frustrating and you feel like you missed an opportunity. But again, those same guys are the ones over the last several years who have made those free throws."

Tennessee opened the game by hitting 10 of its first 17 shots to take a 26-18 lead. Foul trouble proved costly though, and Charlotte was able to come back and tie the game at 43 at the half.

The opening of the second half was the mirror opposite of the first half. The Vols scored only four points in the first 10:30 of the second half and were down 52-50 after a 3-point shot by Jon Higgins with 9:20 to play.

By that point, Tennessee had hit only two of 12 shots in the half while committing nine turnovers.

Charlotte eventually opened up a 59-50 lead with 6:59 to play. The Vols battled back and had the ball down 66-63 with just under 40 seconds left in the game. Tony Harris' 3-point attempt was off the mark, and the 49ers got the rebound. Jobey Thomas made four free throws in the final 24 seconds to seal the victory for Charlotte.

**NOTES:** Tennessee was seeded eighth and Charlotte was the No. 9 seed ... Charlotte lost to No. 1 seeded Illinois in the second round ... UT fell to 8-14 all-time in the NCAA Tournament ... The Vols made their first appearance in the Midwest Region ... UT's 191 blocked shots on the season ranked second all-time in school history.

VISITORS: Charlotte 22-10				REBS							
	FG	3PT	FT	O-D-T	PF	TP	A	TO	Bl	St	Min
01 James Zimmerman	f	3-6	2-3	0-4	2-4-6	3	8	0	2	0	24
05 Rodney White	f	5-16	0-3	2-2	3-6-9	3	12	2	0	0	28
03 KenKay Jones	c	1-4	0-0	0-0	0-7-7	5	2	0	1	2	21
21 Diego Guevara	g	2-9	1-6	3-3	1-2-3	0	8	1	1	0	31
31 Jobey Thomas	g	3-9	2-7	4-4	0-0-0	0	12	0	3	0	28
10 Cam Stephens	g	2-5	0-0	4-4	4-1-5	4	8	1	1	0	19
11 Damon Brown	g	3-7	3-7	0-0	0-2-2	0	9	1	3	0	22
13 Jermaine Williams	0-0	0-0	2-2	2-2-4	2	2	0	0	0	0	11
54 Butter Johnson	4-6	0-1	1-4	3-5-8	3	9	0	1	0	0	16
TEAM					1-2-3						
Totals		23-62	8-27	16-23	16-31-47	20	70	5	14	2	5:200

TOTAL FG%	1st Half: 13-32 40.6%	2nd Half: 10-30 33.3%	Game: 24.3%
3-Pt. FG%	1st Half: 5-14 35.7%	2nd Half: 3-13 23.1%	Game: 29.6%
F Throw%	1st Half: 12-17 70.6%	2nd Half: 4-6 66.7%	Game: 69.6%

HOME TEAM: Tennessee 22-11				REBS							
	FG	3PT	FT	O-D-T	PF	TP	A	TO	Bl	St	Min
22 Vincent Yarbrough	f	5-9	1-4	1-3	1-9-10	4	12	3	2	1	31
35 Ron Slay	f	3-8	0-2	2-7	2-4-6	4	8	2	4	0	21
44 Isiah Victor	c	4-9	0-1	0-1	3-4-7	4	8	2	1	0	19
14 Tony Harris	g	2-4	0-2	0-0	0-0-0	2	4	0	1	0	20
42 Jon Higgins	g	2-5	1-4	2-2	0-0-0	2	7	0	1	0	35
02 Jenis Grundstaf	0-3	0-2	0-0	0-0-0	0	0	0	0	0	0	7
05 Harris Walker	0-2	0-0	0-1	0-1-1	3	0	4	2	0	3	15
12 Marcus Haislip	4-10	1-3	1-1	1-3-4	1	10	2	0	0	0	24
31 Terrence Woods	3-7	3-7	0-0	1-3-4	2	9	3	0	0	0	14
55 Charles Hathaway	2-3	0-0	1-3	1-4-5	1	5	0	1	0	0	14
TEAM					2-0-2						
Totals		25-60	6-25	7-18	11-28-39	23	63	16	14	1	6:200

TOTAL FG%	1st Half: 16-31 51.6%	2nd Half: 9-29 31.0%	Game: 41.7%
3-Pt. FG%	1st Half: 5-14 35.7%	2nd Half: 1-11 9.1%	Game: 24.0%
F Throw%	1st Half: 6-11 54.5%	2nd Half: 1-7 14.3%	Game: 38.9%

Officials: David Hall, Frank Bosone, Ruben Ramos  
 Technical fouls: None  
 Attendance: 13,009

Score by Periods	1st	2nd	Total
Charlotte	43	27	70
Tennessee	43	20	63

OUTLOOK

PLAYERS

STAFF

REVIEW

RESULTS

RECORDS

HONORS

POSTSEASON

VOLMANAC

MEDIA INFO



2006 Washington D.C. Region — First Round

#15	<b>Winthrop</b> (23-8)	<b>61</b>
#2	<b>Tennessee</b> (22-7)	<b>63</b>

March 16, 2006 • Greensboro Coliseum • Greensboro, N.C.

Dane Bradshaw found a streaking Chris Lofton with an inbound pass with 2.9 seconds left, and Lofton buried a jumper over Winthrop's Torrell Martin to give Tennessee a 63-61 victory to advance to the second round of the Washington D.C. Regional.

"It was a good look, but he was all up on me," Lofton said. "It still felt good."

The frantic finish capped a heart-pounding game that featured nine ties and eight lead changes, the final one coming on Lofton's shot. His were the only points in the final 2:42, as both teams squandered chances to advance to the second round.

"It was a real gut check for both teams," UT head coach Bruce Pearl said. "Both teams were physically exhausted at the end of that game."

The Vols had a couple of opportunities in the final seconds. Point guard C.J. Watson missed a 3-pointer, but Tennessee retained possession when Bradshaw chased down a long rebound on the other end of the court. Pearl called a timeout to set up the play, with Bradshaw throwing it in.

The first option was for a lob pass to 6-foot-7 Andre Patterson, but when he was covered, Bradshaw looked for Lofton.

"I thought they were going to come to me the whole time, unless we got an easy shot, of course," Lofton said.

His was anything but, and after it went in with four-tenths of a second on the clock, the Tennessee players mobbed Watson. Winthrop coach Gregg Marshall used his final timeout, and James Shuler's long pass bounced off the backboard to Craig Bradshaw. Bradshaw's shot clanged off the rim, allowing the Volunteers to hang on.

The Volunteers survived despite its All-SEC backcourt of Watson and Lofton shooting a combined 8-of-24 from the field and 3-of-15 from 3-point range. It was Tennessee's frontcourt of Major Wingate and Patterson that carried the Vols. Wingate had a team-high 15 points, and Patterson had a double-double with 12 points and 11 rebounds.

"You can definitely make the case that this was good for us, the way it turned out," Dane Bradshaw said. "Coach says the teams we play obviously will continue to get better, but the situation we were in won't get any tougher."

VISITORS: Winthrop 23-8		FG		3PT		FT		REBS		O-D-T		PF		TP		A TO Bl St		Min			
00	James Shuler	f	4-12	1-3	1-3	1-5	6	1	10	3	1	0	1	0	1	35					
33	Phillip Williams	f	1-2	1-1	3-4	1	0	1	0	1	1	1	1	1	23						
05	Craig Bradshaw	c	5-17	1-8	1-2	2-5	7	12	3	4	2	1	0	1	37						
10	Chris Gaynor	g	4-7	2-4	0-0	0-3	1	10	4	0	0	1	0	1	33						
12	Torrell Martin	g	5-11	2-7	2-3	8-5	13	14	1	5	0	2	3	34							
11	Michael Jenkins	1-4	0-1	0-0	0-0	0-0	1	2	1	0	0	1	1	11							
22	Otis Daniels	1-2	0-0	3-4	2-0	2-1	5	0	1	0	0	1	0	14							
24	De'Andre Adams	0-0	0-0	0-0	0-1	1-1	1	0	1	2	0	0	0	6							
31	Taj McCullough	1-1	0-0	0-1	0-0	2-2	2	2	0	0	0	0	0	6							
TEAM																					
Totals		22-56	7-24	10-17	15-20	35	15	61	14	15	3	7	20								

TOTAL FG%	1st Half: 12-28 42.9%	2nd Half: 10-28 35.7%	Game: 39.3%
3-Pt. FG%	1st Half: 4-12 33.3%	2nd Half: 3-12 25.0%	Game: 29.2%
F Throw %	1st Half: 6-10 60.0%	2nd Half: 4-7 57.1%	Game: 58.8%

HOME TEAM: Tennessee 22-7		FG		3PT		FT		REBS		O-D-T		PF		TP		A TO Bl St		Min			
22	Andre Patterson	f	6-7	0-0	0-0	3-8	11	4	12	2	3	2	0	2	29						
23	Dane Bradshaw	f	1-4	0-1	3-5	0-3	2	5	2	0	1	2	2	28							
01	Major Wingate	c	5-8	0-0	3-6	2-4	6	15	1	2	3	1	3	30							
05	Chris Lofton	g	5-14	2-9	0-0	2-0	2	12	2	1	0	1	1	31							
32	C.J. Watson	g	3-10	1-6	2-2	0-0	0-4	9	2	3	0	0	2	27							
02	JaJuan Smith	2-5	2-4	0-0	0-1	2	6	0	0	0	0	0	16								
03	Stanley Asumnu	1-2	0-0	0-1	2-5	7	0	2	2	3	0	2	22								
15	Jordan Howell	1-3	0-1	0-0	1-1	2	1	0	1	0	0	1	14								
34	Ryan Caldwell	0-0	0-0	0-0	0-0	0	0	0	0	0	0	0	3								
TEAM																					
Totals		24-53	5-21	10-14	11-22	33	15	63	12	13	6	20									

TOTAL FG%	1st Half: 15-28 53.6%	2nd Half: 9-25 36.0%	Game: 45.3%
3-Pt. FG%	1st Half: 4-12 33.3%	2nd Half: 1-9 11.1%	Game: 23.8%
F Throw %	1st Half: 2-2 100%	2nd Half: 8-12 66.7%	Game: 71.4%

Officials: Mike Kitts, Sid Rodeheffer, Wally Rutecki  
 Technicals: None  
 Attendance: 22,073

Score by Periods	1st	2nd	Total
Winthrop	34	27	61
Tennessee	36	27	63

2006 Washington D.C. Region — Second Round

#7	<b>Wichita State</b> (26-8)	<b>80</b>
#2	<b>Tennessee</b> (22-8)	<b>73</b>

March 18, 2006 • Greensboro Coliseum • Greensboro, N.C.

Wichita State went on a 7-0 run to break a 65-all tie and the Shockers never looked back, defeating Tennessee 80-73 to advance to the Sweet Sixteen in Washington D.C.

Karon Bradley hit a short jumper to break the tie, and on the next possession, with the shot clock winding down, P.J. Cousnard stepped back and launched a straightaway 3-pointer that swished through the net giving the Shockers a lead they wouldn't relinquish. Wichita State advanced to the NCAA Tournament's round of 16 for the first time in 25 years.

Chris Lofton - who hit a last-second shot to beat Winthrop 63-61 in the first round - and eventual NBA point guard C.J. Watson each scored 20 points to lead the Volunteers. Major Wingate finished with 15 points, seven rebounds and five blocks.

"We'll be back," Pearl said. "I'm very, very proud of these young men. I can't tell you how many people have written or called and said how much they enjoyed this basketball team. This Tennessee basketball team will go down as one of the all-time best, and this was the group that got it started."

Tennessee led 63-58 on a pair of free throws from Watson with 5:42 left, but the Shockers rallied to tie it at 63 on a 3-pointer from Sean Ogirri.

After the teams traded baskets, Bradley drained a jumper from just outside the lane for a 67-65 lead with 2:12 left. Cousnard followed with the stepback 3-pointer over Dane Bradshaw for a 70-65 lead with 1:05 left.

Ogirri closed the spurt with two free throws for a 72-65 lead with 50.5 seconds left. Tennessee twice cut the deficit to three points in the final seconds. But the Vols got no closer, as Wichita State went 8-for-10 at the foul line in the final minute to seal it.

"I think we were in a position where we had them where we wanted them," said Bradshaw, who had two points and three steals. "I guess we just didn't execute. I'm not sure really what happened."

NOTES: Wichita State lost to eventual Final Four participant George Mason 63-55 in the Sweet Sixteen.

VISITORS: Wichita State 26-8		FG		3PT		FT		REBS		O-D-T		PF		TP		A TO Bl St		Min			
02	P.J. Cousnard	f	6-7	4-4	4-6	2-7	9	2	20	5	4	0	1	36							
32	Kyle Wilson	f	5-10	3-5	4-4	1-5	6	17	1	2	1	0	30								
45	Paul Miller	c	1-9	0-0	8-10	2-6	8	2	5	1	1	0	26								
22	Matt Braeuer	g	2-4	0-0	1-2	0-1	2	10	4	1	0	0	22								
33	Sean Ogirri	g	3-7	2-5	4-5	0-2	2	12	2	2	0	0	33								
00	Nick Rogers	0-0	0-0	0-0	0-0	0	0	0	0	0	0	0	2								
04	Ryan Martin	5-6	0-0	0-0	2-2	4	1	10	0	1	1	1	24								
05	Wendell Preadom	0-0	0-0	0-0	0-0	1	0	0	0	0	0	0	5								
10	Karon Bradley	2-5	0-1	2-2	1-1	2	6	3	1	0	1	0	22								
TEAM																					
Totals		24-48	9-15	23-29	9-25	34	12	80	16	13	2	3	20								

TOTAL FG%	1st Half: 10-27 37.0%	2nd Half: 14-21 66.7%	Game: 50.0%
3-Pt. FG%	1st Half: 4-8 50.0%	2nd Half: 5-7 71.4%	Game: 60.0%
F Throw %	1st Half: 6-8 75.0%	2nd Half: 17-21 81.0%	Game: 79.3%

HOME TEAM: Tennessee 22-8		FG		3PT		FT		REBS		O-D-T		PF		TP		A TO Bl St		Min			
22	Andre Patterson	f	1-4	0-0	0-0	2-4	6	5	2	4	0	1	0	24							
23	Dane Bradshaw	f	1-7	0-3	0-1	2-2	4	2	3	1	0	3	29								
01	Major Wingate	c	6-11	0-0	3-4	5-2	7	0	15	0	4	5	1	34							
05	Chris Lofton	g	7-21	6-18	0-0	1-2	3	20	2	2	0	2	34								
32	C.J. Watson	g	7-10	2-3	4-4	0-0	4	20	1	1	1	1	33								
02	JaJuan Smith	2-6	2-5	2-4	2-8	10	3	8	3	1	0	1	21								
03	Stanley Asumnu	3-8	0-0	0-0	4-2	6	0	1	6	0	1	0	18								
15	Jordan Howell	0-0	0-0	0-0	0-0	1	0	0	0	0	0	0	7								
TEAM																					
Totals		27-67	10-29	9-13	18-20	38	20	73	15	10	7	9	20								

TOTAL FG%	1st Half: 10-36 27.8%	2nd Half: 17-31 54.8%	Game: 40.3%
3-Pt. FG%	1st Half: 3-12 25.0%	2nd Half: 7-17 41.2%	Game: 34.5%
F Throw %	1st Half: 2-2 100%	2nd Half: 7-11 63.6%	Game: 69.2%

Officials: John Higgins, Mike Kitts, Bert Smith  
 Technicals: None  
 Attendance: 22,809

Score by Periods	1st	2nd	Total
Wichita State	30	50	80
Tennessee	25	48	73

2007 South Region — First Round

#12	<b>Long Beach State</b> (24-8)	<b>86</b>
#5	<b>Tennessee</b> (23-10)	<b>121</b>
<i>March 16, 2007 • Nationwide Arena • Columbus, Ohio</i>		

Tennessee scored early, often and then scored some more as the Vols matched the most points ever scored by a team in a first-round NCAA Tournament game in its 121-86 dismantling of Long Beach State.

Chris Lofton led the way with 25 points. JaJuan Smith added 24 points, Ramar Smith 22, Duke Crews 12 and Wayne Chism 10 points, while Dane Bradshaw dished out a career-best 11 assists.

"It really was (fun)," Lofton said. "We're used to playing like that. When a team plays (uptempo) like that, we get excited. It was just a fast-paced game, and we put the 'fast' back in 'fast break.'"

Both teams came in averaging 80 points - putting them among the top 11 in the nation - so it wasn't a shocker that baskets came in bunches.

"I like an identity for a program. This is our identity," UT coach Bruce Pearl said. "We've never finished second in (any league in) scoring in 14 or 15 years I've been a head coach. I enjoy being uptempo and being aggressive in transition. We'll put four or five guys on the floor that can score, and they've got a lot of freedom."

Lofton led the way, as the Volunteers shot 59 percent from the field and made 14 of 27 3-pointers. He hit half of his eight shots behind the arc and JaJuan Smith hit 4-of-6.

Each team hit seven 3-pointers in a wild opening half that featured the Volunteers racing to a 29-12 lead in the opening 7 1/2 minutes. They did it with precision shooting, their full-court press and trapping pressure.

Lofton keyed the defense, with two steals leading to a pair of layups in a 5-second span.

Ahead 57-45 at the break, the Volunteers ran off 12 of the first 14 points in the second half - seven by Lofton - to build the lead to 69-47.

From then on, the points mounted. The Volunteers reached 90 with 10 minutes left.

"We knew we had to score," Ramar Smith said. "We knew it was going to be a high-scoring game, and we came out and scored."

VISITORS: Long Beach State 24-8

		FG	3PT	FT	O-D-T	PF	TP	A	TO	Bl	St	Min	
15	Sterling Byrd	f	1-4	0-0	0-0	0-3	2	2	2	0	0	27	
44	Dominique Ricks	f	1-2	0-0	0-0	2-1	3	2	0	0	0	10	
01	Kejuan Johnson	g	8-16	5-8	3-3	1-3	4	24	0	2	1	35	
20	Kevin Houston	g	6-15	2-4	3-4	0-1	4	17	3	0	0	33	
55	Aaron Nixon	g	8-15	4-8	3-3	0-5	5	23	4	2	0	28	
02	Louis Draby	g	3-3	1-1	0-0	1-1	2	3	7	2	1	20	
10	Arturas Lazdasuskas	0-1	0-0	0-0	0-1	1	0	0	1	0	0	4	
11	Artis Gant	0-0	0-0	0-0	1-0	1	0	0	0	0	0	2	
21	Mark Dawson	3-7	0-0	1-2	4-2	4	7	0	2	2	0	28	
22	Tim Island	0-0	0-0	0-0	0-0	0	0	0	0	0	0	2	
33	Travon Free	2-2	0-0	0-2	0-0	0	1	4	0	0	0	4	
50	Andrew Fleming	0-0	0-0	0-0	0-0	0	0	0	0	0	0	2	
TEAM						0-2							
Totals		32-65	12-21	10-14	9-19	28	23	86	11	13	3	200	

TOTAL FG%	1st Half: 17-32 53.1%	2nd Half: 15-33 45.5%	Game: 49.2%
3-Pt. FG%	1st Half: 7-12 58.3%	2nd Half: 5-9 55.6%	Game: 57.1%
F Throw %	1st Half: 4-7 57.1%	2nd Half: 6-7 85.7%	Game: 71.4%

HOME TEAM: Tennessee 23-10

		FG	3PT	FT	O-D-T	PF	TP	A	TO	Bl	St	Min	
04	Wayne Chism	f	4-5	1-1	1-2	0-3	0	10	2	0	1	26	
23	Dane Bradshaw	f	3-3	0-0	2-5	1-3	4	8	11	0	0	1	
02	JaJuan Smith	g	8-12	4-6	4-5	2-4	6	24	1	0	0	23	
05	Chris Lofton	g	9-14	4-8	3-3	0-3	3	25	2	1	0	24	
12	Ramar Smith	g	8-13	2-4	4-4	0-2	2	22	6	0	2	29	
15	Jordan Howell	2-6	2-5	0-0	1-1	2	6	2	0	0	0	20	
24	Tanner Wild	1-2	1-1	0-0	0-0	0	3	0	0	0	0	2	
25	Josh Tabb	3-5	0-1	1-1	3-2	5	7	0	2	0	3	22	
30	Ben Bosse	0-1	0-0	0-0	0-1	0	0	0	0	0	0	2	
32	Duke Crews	4-9	0-0	4-8	8-3	11	12	1	1	1	0	20	
34	Ryan Chidress	1-3	0-1	2-2	0-4	4	1	4	0	2	0	17	
TEAM						1-1							
Totals		43-73	14-27	21-30	16-27	43	20	121	25	6	4	1120	

TOTAL FG%	1st Half: 21-36 58.3%	2nd Half: 22-37 59.5%	Game: 58.9%
3-Pt. FG%	1st Half: 7-14 50.0%	2nd Half: 7-13 53.8%	Game: 51.9%
F Throw %	1st Half: 8-12 66.7%	2nd Half: 13-18 72.2%	Game: 70.0%

Officials: John Higgins, Paul Janssen, Earl Walton  
 Technicals: None  
 Attendance: 19,916

Score by Periods	1st	2nd	Total
Long Beach State	45	41	86
Tennessee	57	64	121

2007 South Region — Second Round

#5	<b>Tennessee</b> (24-10)	<b>77</b>
#4	<b>Virginia</b> (21-11)	<b>74</b>
<i>March 18, 2007 • Nationwide Arena • Columbus, Ohio</i>		

JaJuan Smith scored 13 of his 16 points in the second half, Ryan Chidress scored all 10 of his points in the second half and Chris Lofton made six consecutive free throws in the final seconds as the Volunteers held off Virginia 77-74 in the second round of the NCAA Tournament to propel fifth-seeded Tennessee (24-10) to the round of 16 for the first time since 2000.

"When you reach the Sweet Sixteen at the University of Tennessee with the way we've had to rebuild, you've made a special place in history for yourself," Vols veteran Dane Bradshaw said.

The Vols had to hold on for dear life to advance past the second round. After taking a 10-point lead midway through the second half, Virginia came roaring back, cutting the lead to two after an Adrian Joseph basket.

But in the end, the Volunteers advanced by having their best player make the easiest shot of all. Lofton, the Southeastern Conference's Player of the Year, hit all six of his free throws in the last 27.7 seconds, keeping Tennessee ahead. He finished with 20 points.

"I started forcing shots," said Lofton, who was an uncharacteristic 4-of-16 from the field but 9-of-10 on free throws. "Coach (Pearl) kept telling me to be patient. Luckily, I got to the foul line and came through."

Virginia still had a chance as they got the ball back after Lofton's last made free throw, but point guard Sean Singletary missed an open 3-pointer with 1 second left.

In the opening minute, Reynolds and Lofton turned it into a game of H-O-R-S-E. Reynolds hit a 3-pointer from the top of the key on Virginia's first possession, and Lofton responded with a longer trey a minute later.

The challenge was on, and Reynolds was on his game. He was at his best during an 18-3 spurt that gave Virginia a 36-25 lead.

Then, it was Tennessee's turn.

JaJuan Smith had a three-point play and a steal-and-layup during a 15-2 spurt early in the second half that put Tennessee ahead for good 54-44. At that point, Singletary brought Virginia back, cutting the lead to 61-59.

Smith ended the comeback by hitting a 3-pointer, then taking a charge from Singletary.

VISITORS: Tennessee 24-10

		FG	3PT	FT	O-D-T	PF	TP	A	TO	Bl	St	Min	
04	Wayne Chism	f	3-5	2-2	5-9	1-4	5	13	0	2	0	18	
23	Dane Bradshaw	f	1-5	1-2	0-2	0-3	3	3	5	1	0	23	
02	JaJuan Smith	g	6-13	3-7	1-1	1-1	2	26	2	2	0	32	
05	Chris Lofton	g	4-16	3-9	9-10	1-2	3	20	2	1	0	33	
12	Ramar Smith	g	1-4	0-2	5-8	1-5	5	7	1	5	0	32	
15	Jordan Howell	0-1	0-1	0-0	0-0	0	0	0	1	1	0	10	
25	Josh Tabb	1-2	0-1	0-0	1-1	2	3	2	0	2	0	13	
32	Duke Crews	3-4	0-0	0-0	1-1	2	3	6	0	1	0	18	
34	Ryan Chidress	3-4	2-2	2-2	4-4	2	2	10	1	0	0	21	
TEAM						2-6							
Totals		22-54	11-26	22-32	12-27	39	25	77	12	16	0	200	

TOTAL FG%	1st Half: 10-29 34.5%	2nd Half: 12-25 48.0%	Game: 40.7%
3-Pt. FG%	1st Half: 6-16 37.5%	2nd Half: 5-10 50.0%	Game: 42.3%
F Throw %	1st Half: 9-16 56.3%	2nd Half: 13-16 81.3%	Game: 68.8%

HOME TEAM: Virginia 21-11

		FG	3PT	FT	O-D-T	PF	TP	A	TO	Bl	St	Min	
24	Mamadi Diane	f	0-4	0-4	0-0	0-1	4	0	0	1	1	33	
33	Jason Cain	f	1-1	0-0	9-10	1-4	4	9	0	1	0	30	
21	Tunji Soroye	c	0-2	0-0	2-2	1-2	2	2	0	0	3	21	
02	J.R. Reynolds	g	8-16	4-11	6-6	0-1	1	26	0	0	3	34	
44	Sean Singletary	g	4-14	1-7	10-12	1-5	4	19	5	6	0	39	
01	Will Harris	0-0	0-0	0-0	0-0	0	0	0	0	0	0	1	
11	Laurynas Mikalauskas	0-0	0-0	3-4	0-3	4	3	0	0	0	0	7	
12	Jamil Tucker	1-2	1-1	0-0	0-0	2	3	0	0	0	0	6	
30	Adrian Joseph	4-7	1-3	1-2	2-3	3	10	0	1	0	1	23	
34	Ryan Pettinella	0-0	0-0	0-0	0-0	0	0	0	0	0	0	1	
45	Soloman Tat	1-2	0-0	0-0	0-3	1	2	0	1	0	0	5	
TEAM						1-1							
Totals		18-48	7-26	31-36	6-23	29	26	74	5	12	5	200	

TOTAL FG%	1st Half: 21-36 58.3%	2nd Half: 22-37 59.5%	Game: 58.9%
3-Pt. FG%	1st Half: 7-14 50.0%	2nd Half: 7-13 53.8%	Game: 51.9%
F Throw %	1st Half: 8-12 66.7%	2nd Half: 13-18 72.2%	Game: 70.0%

Officials: John Higgins, Paul Janssen, Hal Lusk  
 Technicals: None  
 Attendance: 19,916

Score by Periods	1st	2nd	Total
Virginia	38	36	74
Tennessee	35	42	77

OUTLOOK

PLAYERS

STAFF

REVIEW

RESULTS

RECORDS

HONORS

POSTSEASON

VOLMANAC

MEDIA INFO



# NCAA GAME RECAPS

## 2007 South Region — Regional Semifinal

#5	<b>Tennessee</b> (24-11)	<b>84</b>
#1	<b>Ohio State</b> (33-3)	<b>85</b>

March 22, 2007 • Alamodome • San Antonio, Texas

With talented freshman center Greg Oden mired in foul trouble, the top-seeded Buckeyes fell behind by 20 points before halftime. But senior Ron Lewis and fellow freshman Mike Conley bailed out Oden and lifted Ohio State past Tennessee, 85-84, in the semifinals of the NCAA South Regional.

"We played about as well in the first half, I think, as we can play," Tennessee coach Bruce Pearl said. "We're terribly disappointed. We've proven we can beat some of the best teams in the country. We've also proven we can come close to beating some of the best teams in the country."

Conley had nine of his 17 from the foul line - including the winner with 6.5 seconds left.

But Conley missed a second shot, giving Tennessee one last chance. Ramar Smith grabbed the rebound and went all the way to the rim with Conley defending him. Smith's shot went up just before time expired.

Then it was Oden to the rescue, swatting the ball into the Volunteers' cheerleaders, while Smith landed hard in front of the Tennessee bench.

After trailing 49-29 in the final minute of the first half, the Buckeyes got a little back with a three-point play in the final second before intermission. Then came a 16-5 spurt, keyed by six Conley free throws. Fittingly, his pair of foul shots tied it at 64.

Things went back and forth from there, with 6-9 Ryan Childress hitting two 3-pointers for Tennessee and Conley making a three-point play but also missing a pair of free throws.

Ohio State tied it at 79 with 2:44 left on David Lighty's eighth 3-pointer of the season. It was a biggie because the Buckeyes never trailed again.

SEC Player of the Year Chris Lofton scored 24 points to lead Tennessee. He was 6-of-13 on 3-pointers, including one that tied it at 82 only seconds after Lewis had put Ohio State ahead with a trey of his own.

Smith scored 15 points and JaJuan Smith added 14 points and eight rebounds. Childress had 12, hitting 4-of-5 behind the arc.

Tennessee avoided Oden from the start by shooting 3-pointers over him, taking a slim lead. Then, he got his second foul with 10:48 to go in the half, and the Vols began attacking inside and out.

**NOTES:** Ohio State advanced all the way to the national championship game, where it fell to No. 1-seeded Florida 84-75.

### VISITORS: Tennessee 24-11

	FG	3PT	FT	REBS		O-D-T	PF	TP	A	TO	Bl	St	Min
04 Wayne Chism	f	2-7	0-4	2-4	1-0	1-4	6	1	0	0	1	19	
23 Dane Bradshaw	f	1-4	1-3	2-2	0-2	2-3	5	4	3	1	0	26	
02 JaJuan Smith	g	5-10	4-5	0-0	4-4	8	14	1	0	0	1	28	
05 Chris Lofton	g	9-18	6-13	0-0	1-4	5	24	1	0	0	0	33	
12 Ramar Smith	g	6-10	0-0	3-7	0-3	3	15	4	0	0	1	33	
15 Jordan Howell	0-0	0-0	0-0	0-2	1	0	1	0	0	0	0	9	
25 Josh Tabb	1-3	1-1	0-0	1-5	2	3	2	1	0	1	0	18	
32 Duke Crews	2-5	0-0	1-4	2-1	3	5	0	2	0	0	0	17	
34 Ryan Childress	4-5	4-5	0-0	1-2	3	12	0	0	0	0	0	17	
TEAM				0-1								1	
Totals		30-62	16-31	8-17	10-24	34	24	14	7	1	4	200	

TOTAL FG%	1st Half: 19-34 55.9%	2nd Half: 11-28 39.3%	Game: 48.4%
3-Pt. FG%	1st Half: 9-15 60.0%	2nd Half: 7-16 43.8%	Game: 51.6%
F Throw %	1st Half: 2-5 40.0%	2nd Half: 6-12 50.0%	Game: 47.1%

### HOME TEAM: Ohio State 33-3

	FG	3PT	FT	REBS		O-D-T	PF	TP	A	TO	Bl	St	Min
03 Ivan Harris	f	4-4	3-3	0-0	0-3	3	11	1	0	0	0	18	
20 Greg Oden	c	2-2	0-0	5-6	0-3	4	9	0	1	4	1	18	
01 Mike Conley Jr.	g	4-10	0-0	9-14	4-3	7	17	6	1	0	2	34	
12 Ron Lewis	g	9-17	3-9	4-4	1-4	5	25	1	2	0	0	36	
14 Jamar Butler	g	1-6	1-6	0-0	0-2	1	3	2	2	0	0	36	
23 David Lighty	2-3	1-2	2-5	0-2	1	7	1	0	0	0	20		
31 Daequan Cook	2-4	0-1	0-0	0-0	0	4	1	1	0	0	8		
42 Matt Terwilliger	1-3	0-1	3-4	2-1	3	0	5	0	0	0	14		
45 Othello Hunter	2-2	0-0	0-2	1-4	4	4	1	1	1	0	16		
TEAM				0-3									
Totals		27-51	8-22	23-35	8-25	33	17	85	13	8	5	3	200

TOTAL FG%	1st Half: 13-27 48.1%	2nd Half: 14-24 58.3%	Game: 52.9%
3-Pt. FG%	1st Half: 3-10 30.0%	2nd Half: 5-12 41.7%	Game: 36.4%
F Throw %	1st Half: 3-6 50.0%	2nd Half: 20-29 69.0%	Game: 65.7%

**Officials:** David Libbey, Patrick Driscoll, Jamie Luckie  
**Technical:** None  
**Attendance:** 26,776

Score by Periods	1st	2nd	Total
Tennessee	49	35	84
Ohio State	32	53	85

## 2008 East Region — First Round

#15	<b>American</b> (21-12)	<b>57</b>
#2	<b>Tennessee</b> (30-4)	<b>72</b>

March 21, 2008 • BJCC Arena • Birmingham, Ala.

Tennessee avoided a massive first-round upset in the NCAA Tournament, breaking away from American 72-57 in the first round of the East Regional.

Believing the Volunteers deserved better than the No. 2 seed given them, guard JaJuan Smith wrote "No. 1 seed" on his orange-and-white sneakers. Facing a team making its NCAA Tournament debut, it was hardly a walkover.

Sluggish at the start and outthrust nearly the whole way, the second-seeded Vols turned it on late to avoid the upset.

Ahead 53-51 with 5:45 left, Tennessee held the 15th-seeded Eagles to only one basket the rest of the way.

"We just weren't playing our game," Smith said. "We were a little sloppy, but we turned it on at the end."

Smith finished with 19 points. Wayne Chism added 16 and helped Tennessee wear down the Eagles.

Tied at 40 with 11 minutes left, Tennessee finally put together a 10-0 run with Smith hitting a big 3-pointer. A pair of treys by Brian Gilmore gave American its late chance.

"I thought they came in confident. I thought they came in knowing that they could play with us," UT head coach Bruce Pearl said.

Garrison Carr, the MVP of the Patriot League Tournament, poured in 24 points. The sharpshooter tried to keep American close all by himself, taking on the whole Tennessee team in a game of H-O-R-S-E. The Vols threw five different defenders at him, hoping to weave through a staggered series of hard picks.

"One person can't guard him. He comes off eight or nine screens," All-American Tennessee guard Chris Lofton said. "I had to take a break in the first half. I was dead."

Tennessee relies on a controlled brand of chaos, but they struggled at the start, and Lofton was a non-factor. Starting UT point guard Ramar Smith sat out the first half.

The Eagles threw their bodies around more than the Vols and held a 39-27 rebounding edge, including 18-6 on the offensive end.

### VISITORS: American 21-12

	FG	3PT	FT	REBS		O-D-T	PF	TP	A	TO	Bl	St	Min
34 Travis Lay	f	1-3	0-0	0-0	2-1	3	2	2	0	2	0	0	14
32 Cornelio Gulbunda	c	2-3	0-0	0-0	3-4	1	4	0	0	2	0	16	
03 Derrick Mercer	g	4-12	1-3	0-2	0-3	4	9	3	3	0	0	39	
05 Garrison Carr	g	9-21	6-15	2-2	0-2	2	26	2	3	0	1	40-	
15 Frank Borden	g	0-3	0-1	0-0	3-5	5	0	2	5	0	0	33	
04 Frane Markusovic	0-0	0-0	0-0	0-0	0	0	0	0	0	0	0	0+	
14 Brian Gilmore	4-11	2-5	3-6	4-2	6	2	13	1	1	0	4	27	
21 Nick Hendra	1-2	0-1	0-0	1-2	3	2	0	4	1	0	7		
22 Steve Luptak	0-0	0-0	0-0	0-0	0	0	0	0	0	0	0	0+	
25 Romone Penny	0-0	0-0	0-0	0-0	0	0	0	0	0	0	0	1	
33 Bryce Simon	0-0	0-0	0-0	0-0	0	0	0	0	0	0	0	0+	
44 Jordan Nichols	0-3	0-0	1-2	3-2	5	1	1	2	0	0	2	23	
TEAM				2-0								1	
Totals		21-58	9-25	6-12	18-21	39	26	57	9	22	3	5	200

TOTAL FG%	1st Half: 9-29 31.0%	2nd Half: 12-29 41.4%	Game: 36.2%
3-Pt. FG%	1st Half: 2-8 25.0%	2nd Half: 7-17 41.2%	Game: 36.0%
F Throw %	1st Half: 2-4 50.0%	2nd Half: 4-8 50.0%	Game: 50.0%

### HOME TEAM: Tennessee 30-4

	FG	3PT	FT	REBS		O-D-T	PF	TP	A	TO	Bl	St	Min
01 Tyler Smith	f	4-8	0-1	6-8	1-6	7	2	14	6	1	1	1	36
04 Wayne Chism	f	6-10	2-3	2-3	2-5	7	16	0	2	0	2	24	
02 JaJuan Smith	g	7-12	4-8	1-2	0-1	1	19	2	2	0	1	33	
05 Chris Lofton	g	1-7	0-5	3-4	1-2	3	5	0	3	0	3	33	
15 Jordan Howell	g	0-2	0-2	0-0	0-1	2	2	0	1	0	1	13	
12 Ramar Smith	0-0	0-0	4-6	0-2	2	4	2	0	0	0	0	14	
22 Steven Pearl	0-0	0-0	0-0	0-0	0	0	0	0	0	0	0	0+	
25 Josh Tabb	0-0	0-0	0-0	0-0	0	0	0	0	0	0	0	7	
30 J.P. Prince	1-3	0-0	6-8	0-2	1	4	1	3	0	3	2	21	
32 Duke Crews	2-2	0-0	0-0	0-2	1	4	0	1	2	1	1	15	
33 Brian Williams	1-1	0-0	0-0	0-0	0	0	2	0	0	0	0	3	
34 Ryan Childress	0-0	0-0	0-0	0-0	0	0	0	0	0	0	0	1	
TEAM				2-0									
Totals		22-45	6-19	22-31	6-21	27	16	72	13	14	3	12	200

TOTAL FG%	1st Half: 10-22 45.5%	2nd Half: 12-23 52.2%	Game: 48.9%
3-Pt. FG%	1st Half: 2-11 18.2%	2nd Half: 4-8 50.0%	Game: 31.6%
F Throw %	1st Half: 7-8 87.5%	2nd Half: 15-23 65.2%	Game: 71.0%

**Officials:** Zelton Steed, Gerry Pollard, Chris Rastaher  
**Technical:** None  
**Attendance:**

Score by Periods	1st	2nd	Total
American	22	35	57
Tennessee	29	43	72



2008 East Region — Second Round

#7	<b>Butler</b> (30-4)	<b>71</b>
#2	<b>Tennessee</b> (31-4)	<b>OT 76</b>
<i>March 25, 2008 • BJCC Arena • Birmingham, Ala.</i>		

Tennessee scrapped, pounded, grabbed and survived. The second-seeded Vols mostly ditched the glamorous 3-pointer and got physical in the second-round, moving on with a 76-71 overtime victory over Butler.

Vols senior JaJuan Smith hit four straight free throws in the final 13.6 seconds of overtime, and the Vols advanced to their second consecutive Sweet Sixteen.

Tennessee scored 38 points in the paint, had five players with multiple fouls by halftime and made only two 3-pointers in the final 40 minutes against the Bulldogs.

"Fatigue was a factor for them at some point, because of the way we guarded them," UT coach Bruce Pearl said. "We really played great defense tonight and did what we needed to do on the boards."

The Vols scored six straight points inside after the Bulldogs took their first lead in the final two minutes of overtime, including point guard Ramar Smith's basket with 27 seconds left to make it 72-68.

Butler's Pete Campbell followed a missed shot to make it 72-70 with 16 seconds left. JaJuan Smith then made both free throws.

Wayne Chism led foul-plagued Tennessee with 16 points, while Tyler Smith added 15 and eight rebounds and JaJuan Smith had 11. J.P. Prince had nine points, seven rebounds, five assists -- and six of the Vols' 20 turnovers.

The Bulldogs, who couldn't catch up to UT for the first 37-plus minutes, took their first lead on A.J. Graves' short jumper in the paint to make it 68-66 with 1:46 left in overtime. Ramar Smith and Chism both scored inside as UT reclaimed the lead inside the final minute.

Tyler Smith then blocked Graves from behind, and Chism won the scramble for the loose ball and called timeout with 33 seconds left.

Ramar Smith then scored, coming up with a big play after losing his starting job to J.P. Prince, an Arizona transfer who made his first start for Tennessee.

Graves led Butler with 21 points. Campbell, who made eight 3-pointers in the first round, added 12 points and Willie Veasley had 11.

The Vols tried to set the tone early, sinking three 3-pointers and forcing five turnovers in the first five minutes en route to a 21-8 lead.

VISITORS: Butler 30-4		FG		3PT		FT		REBS		O-D-T		PF		TP		A		TO		Bl		St		Min			
01	Julian Betko	f	1-1	1-1	1-2	1-3	4	0	1	0	1	0	1	24													
02	Drew Streicher	f	1-3	1-2	1-2	2-3	3	4	2	0	0	0	3	4													
05	Matt Howard	f	1-7	0-0	2-3	3-2	5	4	1	1	0	1	23														
04	A.J. Graves	g	6-18	3-12	6-6	0-3	4	21	2	4	0	5	43														
10	Mike Green	g	4-17	1-4	6-10	2-5	7	15	5	1	5	0	39														
02	Shawn Vanzant	0	0-0	0-0	0-0	0-2	1	0	1	1	0	0	6														
03	Zach Hahn	0	0-0	0-0	0-0	0-0	0	0	0	0	1	0	1														
21	Willie Veasley	5-7	0-0	1-3	1-2	2	11	0	0	1	0	24															
24	Avery Jukes	0-0	0-0	0-0	0-0	0	0	0	0	0	0	0	0														
34	Pete Campbell	4-8	3-7	1-2	3-2	2	12	0	0	0	0	23															
TEAM																											
Totals			22-61	9-26	18-28	15-24	39	25	71	11	14	1	11	225													
TOTAL FG%		1st Half:	10-25	40.0%	2nd Half:	9-28	32.1%	Game:		36.1%																	
3-Pt. FG%		1st Half:	6-14	42.9%	2nd Half:	2-9	22.2%	Game:		34.6%																	
F Throw %		1st Half:	8-14	57.1%	2nd Half:	9-17	75.0%	Game:		64.3%																	

HOME TEAM: Tennessee 31-4		FG		3PT		FT		REBS		O-D-T		PF		TP		A		TO		Bl		St		Min			
01	Tyler Smith	f	4-9	0-0	7-8	1-7	8	15	0	7	1	0	37														
04	Wayne Chism	f	6-11	1-4	3-5	2-4	4	16	2	3	1	2	29														
02	JaJuan Smith	g	3-9	1-6	4-4	1-4	3	11	1	0	0	0	37														
05	Chris Lofton	g	3-11	3-7	0-0	1-4	3	9	2	1	0	2	31														
30	J.P. Prince	g	4-5	0-0	1-2	5-2	7	3	9	5	6	1	0	31													
12	Ramar Smith	4-8	0-2	0-3	1-2	4	8	1	2	0	0	18															
15	Jordan Howell	0-0	0-0	1-2	0-0	0	1	0	0	0	0	5															
22	Steven Pearl	0-0	0-0	0-0	0-0	0	0	0	0	0	0	0	0														
25	Josh Tabb	1-1	0-0	0-0	0-0	1	2	0	0	0	0	1	12														
28	Duke Crews	0-3	0-0	2-2	2-4	2	2	2	0	1	0	13															
33	Brian Williams	1-2	0-0	1-3	1-3	4	3	1	0	0	1	11															
34	Ryan Childress	0-0	0-0	0-0	0-0	0	0	0	0	0	0	0	1														
TEAM																											
Totals			26-59	5-19	19-29	16-30	46	24	76	12	20	3	5	225													
TOTAL FG%		1st Half:	13-25	52.0%	2nd Half:	9-26	34.6%	Game:		44.1%																	
3-Pt. FG%		1st Half:	4-9	44.4%	2nd Half:	0-8	0.0%	Game:		26.3%																	
F Throw %		1st Half:	8-12	66.7%	2nd Half:	7-10	70.0%	Game:		65.5%																	

Officials: Bob Donato, Jeffrey Nichols, Michael Scypfers  
 Technicals: None.  
 Attendance:

Score by Periods	1st	2nd	OT	Total
Butler	34	29	8	71
Tennessee	38	25	13	76

2008 East Region — Regional Semifinal

#3	<b>Louisville</b> (26-8)	<b>79</b>
#2	<b>Tennessee</b> (31-5)	<b>60</b>
<i>March 27, 2008 • Charlotte Bobcats Arena • Charlotte, N.C.</i>		

One of the most successful seasons in Tennessee basketball history came to a close as third-seeded Louisville downed the second-seeded Volunteers 79-60 in in the East Regional final.

Earl Clark scored 17 points and had 12 rebounds, and UL head coach Rick Pitino's mix of defenses made life miserable for SEC Champion Tennessee.

After Louisville's two blowout wins earlier in the tournament, Pitino's signature zone and pressure limited the high-scoring Volunteers to 34-percent shooting.

"I've been coaching a long time and never has the tempo of the game been dictated so much by an opponent," UT coach Bruce Pearl said. "We usually dictate tempo. We attacked the pressure and we had an opportunity to hurt the press, but we just didn't finish."

Louisville nearly blew all of a 16-point first-half lead, only to take control midway through the second half.

All-American guard Chris Lofton scored 15 points for Tennessee, but was 3-for-15 in his final game as a Vol.

"They wouldn't leave me," Lofton said. "It was tough to get my shot off. They're a great defensive team."

After a slow start, Tennessee got within 37-36 early in the second half thanks to its own defensive pressure, which forced 20 turnovers.

But then the springy Clark, who had come on in the NCAA Tournament, had a driving layup, hit a baseline jumper and converted a three-point play during a 13-5 run.

Louisville's defense didn't allow Tennessee to get back in it again, and the Cardinals hit all nine free throws over the final five minutes to keep Tennessee at bay.

JaJuan Smith added 12 points for UT, and Tyler Smith had 11.

"This doesn't take much away from the finest season in the history of Tennessee basketball," Pearl said. "No team has accomplished the things these guys accomplished this year, and I'm awfully proud of them."

NOTES: Louisville lost to No. 1-seeded North Carolina 83-73 in the Elite Eight.

VISITORS: Louisville 27-8		FG		3PT		FT		REBS		O-D-T		PF		TP		A		TO		Bl		St		Min			
01	Terrence Williams	f	4-7	0-1	4-7	2-6	8	12	3	2	2	1	38														
03	Juan Palacios	f	1-1	1-1	0-0	0-2	2	1	3	0	0	0	13														
04	David Padgett	c	4-5	0-0	2-4	2-6	8	4	10	3	4	0	25														
33	Andre McGee	g	4-10	1-5	4-4	0-3	5	2	13	3	2	0	1	32													
34	Jerry Smith	g	3-6	2-3	5-6	0-4	3	15	0	4	1	1	24														
02	Preston Knowles	0	4-3	0-0	0-0	0-4	0	2	1	0	0	16															
05	Earl Clark	7-10	0-1	3-4	2-10	12	2	17	2	3	4	28															
10	Edgar Sosa	0-1	0-0	2-2	0-0	0	5	2	0	0	0	1	7														
20	Will Scott	0-0	0-0	0-0	0-0	1	0	0	0	0	0	2															
32	Derrick Caracter	3-6	0-0	3-3	2-3	1	9	0	0	0	0	15															
TEAM																											
Totals			26-50	4-14	23-30	9-34	43	23	79	14	20	7	6	200													
TOTAL FG%		1st Half:	12-29	41.4%	2nd Half:	14-21	66.7%	Game:		52.0%																	
3-Pt. FG%		1st Half:	4-12	33.3%	2nd Half:	0-2	0.0%	Game:		28.6%																	
F Throw %		1st Half:	9-10	90.0%	2nd Half:	14-20	70.0%	Game:		76.7%																	

HOME TEAM: Tennessee 31-5		FG		3PT		FT		REBS		O-D-T		PF		TP		A		TO		Bl		St		Min		
01	Tyler Smith	f	3-9	0-1	5-8	3-1	4	11	1	2	0	1	27													
04	Wayne Chism	f	3-4	1-1	2-2	0-4	4	9	0	1																

2009 East Region — First Round

#9	<b>Tennessee</b> (21-13)	<b>75</b>
#8	<b>Oklahoma State</b> (23-11)	<b>77</b>
<i>March 20, 2009 • University of Dayton Arena • Dayton, Ohio</i>		

After 40 hard-fought minutes of basketball, Oklahoma State outlasted Tennessee to earn a 77-75 decision in the first round of the NCAA Tournament at University of Dayton Arena in Dayton, Ohio.

"We played a lot of good basketball out there today, and we played against a really good team, one of the better teams we played in a few weeks, and we're right there," UT head coach Bruce Pearl said.

Cowboys point guard Byron Eaton put his team ahead for good after a three-point play with 7.2 seconds showing on the clock. Eaton drove to the basket for a layup and made the ensuing free throw after being fouled by Vols forward Tyler Smith.

With one final shot for the Vols, Smith came off a ball screen and launched a 3-pointer, only to see it rim out at the buzzer.

"It's a shot that he takes and makes a lot at the end of practice," Pearl said. "I didn't want anybody else taking that last shot."

Smith led the Big Orange with 21 points, including a perfect 10-for-10 performance at the foul line. Redshirt freshman guard Cameron Tatum followed with 12 points, and junior Wayne Chism added 11 points.

Paced by Eaton's 20 points, Oklahoma State also received a lift from Marshall Moses' double-double performance of 16 points and 11 rebounds.

Tennessee heads back to Knoxville after its fourth consecutive NCAA Tournament bid under Pearl.

**NOTES:** Oklahoma State lost to No. 1-seeded Pittsburgh 84-76 in the second round.

VISITORS: Tennessee 21-13		FG		3PT	FT	REBS		O-D-T		PF	TP	A	TO	Bl	St	Min
01	Smith, Tyler	f	5-10	1-4	10-10	2-0-2	3	21	3	2	0	0	0	0	0	36
04	Chism, Wayne	c	4-14	3-9	0-0	2-4-6	4	11	1	4	1	0	28			
03	Maze, Bobby	g	2-5	2-5	0-0	0-1-1	0	6	5	0	0	0	27			
30	Prince, J.P.	g	2-3	0-0	0-2	1-4-5	2	4	2	1	0	3	24			
32	Hopson, Scotty	g	3-9	1-6	1-1	0-2-2	2	8	3	1	0	1	31			
05	Negedu, Emmanuel	2-2	0-0	2-4	2-1-3	0	6	0	0	0	0	0	6			
23	Tatum, Cameron	4-8	3-7	1-1	0-2-2	3	12	0	1	0	0	0	23			
25	Tabb, Josh	1-2	1-2	2-3	0-2-2	1	5	1	0	0	0	0	9			
33	Williams, Brian	1-3	0-0	0-0	1-1-2	1	2	1	2	0	0	0	16			
TEAM					3-0-3											
Totals			24-56	11-33	16-21	11-17-28	16	75	16	11	1	4	200			

TOTAL FG%	1st Half: 12-30 40.0%	2nd Half: 12-26 46.2%	Game: 42.9%
3-Pt. FG%	1st Half: 5-15 33.3%	2nd Half: 6-18 33.3%	Game: 33.3%
F Throw %	1st Half: 5-7 71.4%	2nd Half: 11-14 78.6%	Game: 76.2%

HOME TEAM: Oklahoma State 23-11		FG		3PT	FT	REBS		O-D-T		PF	TP	A	TO	Bl	St	Min
33	Moses, Marshall	f	8-10	0-0	0-0	5-6-11	3	16	1	1	0	0	31			
00	Eaton, Byron	g	7-10	0-1	6-7	1-0-1	4	20	7	6	0	0	36			
01	Harris, Terrel	g	5-11	1-6	4-5	0-4-4	4	15	2	2	0	1	34			
12	Page, Keiton	g	2-6	2-6	0-0	0-1-1	2	6	2	0	0	0	33			
23	Anderson, James	g	4-8	2-4	0-1	2-4-6	4	10	1	3	0	2	31			
02	Muonelo, Obi	3-7	2-4	0-0	0-7-7	2	8	0	0	0	2	22				
04	Brown, Anthony	1-1	0-0	0-0	0-0-0	0	2	0	0	0	0	9				
15	Sidorakis, Nick	0-0	0-0	0-0	0-0-0	0	0	0	0	0	0	4				
TEAM					1-1-1											
Totals			30-53	7-21	10-13	8-23-31	20	77	13	12	0	5	200			

TOTAL FG%	1st Half: 15-27 55.6%	2nd Half: 15-26 57.7%	Game: 56.6%
3-Pt. FG%	1st Half: 4-13 30.8%	2nd Half: 3-8 37.5%	Game: 33.3%
F Throw %	1st Half: 4-5 80.0%	2nd Half: 6-8 75.0%	Game: 76.9%

**Officials:** Michael Roberts, Brian O'Connell, Mike Sanzere  
**Technical:** Tennessee-None. Oklahoma State-Moses, Marshall; TEAM.  
**Attendance:** 12,499

Score by Periods	1st	2nd	Total
Tennessee	34	41	75
Oklahoma State	38	39	77

2010 Midwest Region — First Round

#11	<b>San Diego State</b> (25-9)	<b>59</b>
#6	<b>Tennessee</b> (26-8)	<b>62</b>
<i>March 18, 2010 • Dunkin' Donuts Center • Providence, R.I.</i>		

Melvin Goins made his fourth 3-pointer with 19 seconds left after San Diego State cut the deficit to one point, and Tennessee held off the Aztecs 62-59 at the Dunkin' Donuts Center in Providence, R.I., to advance to the second round of the NCAA Tournament.

Goins and J.P. Prince scored 15 points apiece for the sixth-seeded Volunteers on coach Bruce Pearl's 50th birthday.

"That was a very defensive-minded game," Pearl said. "Both teams can really defend. The way we won the game was the way the kids have been winning all year long — really resilient. We didn't play very well. San Diego State had a lot to do with that."

D.J. Gay had 16 points for No. 11 seed San Diego State, which won the Mountain West Conference. Future NBA standout Kawhi Leonard scored 12 with 10 rebounds for SDSU, but he missed a well-guarded 3-pointer at the buzzer that would have tied it.

Making their fifth straight tournament appearance, the Vols did their best to erase the memory of last year's first-round loss to Oklahoma State — the only time they've failed to win a game in the tournament under Pearl (a native of nearby Sharon, Mass.).

Up six before Gay's 3-pointer made it 53-50 with 4:15 left, the Vols made it a five-point lead on Bobby Maze's free throws. Kelvin Davis hit a pair of free throws and Billy White made a jumper for San Diego State to make it 55-54 with just under two minutes left.

Brian Williams and Gay exchanged free throws, then J.P. Prince missed a pair of foul shots with 47 seconds left and the Vols still nursing a one-point lead. But Wayne Chism grabbed the rebound, and Tennessee ran another 28 seconds off the clock before Goins hit a 3-pointer to make it 60-56.

"I think the shot clock was at about seven seconds," said Goins, who was right in front of the Tennessee bench when he got the ball. "Even before I got the ball, I heard coach yelling, 'Stick, stick, stick.' That gave me confidence to shoot."

Goins then fouled Gay during a 3-point attempt, and the San Diego State guard made all three foul shots. But Chism made two free throws at the other end with 7.4 seconds left and then hustled to contest Leonard on the final shot.

Goins was 4 for 5 from 3-point range, and the Vols went 8 for 17 from beyond the arc.

VISITORS: San Diego State 25-9		FG		3PT	FT	REBS		O-D-T		PF	TP	A	TO	Bl	St	Min
15	Leonard, Kawhi	f	5-15	0-4	2-2	3-7-10	3	12	2	2	3	2	33			
32	White, Billy	f	3-7	0-0	1-2	0-1-1	1	7	1	2	0	0	29			
04	Thomas, Malcolm	c	2-6	0-0	4-6	1-3-4	2	8	4	3	2	1	38			
23	Gay, D.J.	g	4-8	2-6	6-6	0-3-3	2	16	1	1	0	0	40			
04	Davis, Kelvin	g	4-6	1-3	2-3	0-3-3	3	11	0	1	0	0	28			
03	Shelley, Tyrone	0-1	0-0	1-0	1-0	1	1	0	1	0	0	0	3			
05	Carlwell, Brian	1-3	0-1	1-2	5-1-6	0	3	0	0	0	0	13				
22	Tapley, Chase	1-4	0-3	0-0	0-2-2	4	2	1	1	1	0	0	16			
TEAM					1-2-3											
Totals			20-52	3-18	16-21	11-22-33	16	59	10	6	3	200				

TOTAL FG%	1st Half: 9-28 32.1%	2nd Half: 11-24 45.8%	Game: 38.5%
3-Pt. FG%	1st Half: 2-12 16.7%	2nd Half: 1-6 16.7%	Game: 16.7%
F Throw %	1st Half: 6-8 75.0%	2nd Half: 10-13 76.9%	Game: 76.2%

HOME TEAM: Tennessee 26-8		FG		3PT	FT	REBS		O-D-T		PF	TP	A	TO	Bl	St	Min
04	Chism, Wayne	f	4-12	1-3	2-2	1-4-5	3	11	0	2	1	1	35			
33	Williams, Brian	c	0-3	0-0	2-2	3-5-8	4	2	1	1	0	0	22			
03	Maze, Bobby	g	3-7	1-2	4-4	0-0-0	2	11	2	0	0	0	23			
30	Prince, J.P.	g	5-9	0-1	5-8	3-3-6	2	15	2	2	1	1	32			
32	Hopson, Scotty	g	3-9	2-5	0-0	1-2-3	2	8	3	0	1	26				
13	McBee, Skylar	0-2	0-1	0-0	0-1-1	1	0	0	0	0	0	5				
20	Hall, Kenny	0-1	0-0	0-0	2-0-2	1	0	1	0	0	0	8				
21	Goins, Melvin	5-7	4-5	1-2	0-1-1	1	15	0	0	0	0	19				
22	Pearl, Steven	0-1	0-0	0-0	1-1-2	2	0	1	0	0	0	15				
23	Tatum, Cameron	0-1	0-0	0-0	0-1-1	1	0	0	2	1	0	15				
TEAM					2-1-3											
Totals			20-52	8-17	14-18	13-19-32	19	62	10	11	3	3	200			

TOTAL FG%	1st Half: 13-29 44.8%	2nd Half: 7-23 30.4%	Game: 38.5%
3-Pt. FG%	1st Half: 4-9 44.4%	2nd Half: 4-8 50.0%	Game: 47.1%
F Throw %	1st Half: 4-6 66.7%	2nd Half: 10-12 83.3%	Game: 77.8%

**Officials:** Paul H. Janssen, Gerry D. Pollard, Sean Casady  
**Technical:** San Diego State-None. Tennessee-None  
**Attendance:** 10,788

Score by Periods	1st	2nd	Total
San Diego State	26	33	59
Tennessee	34	28	62

2010 Midwest Region — Second Round

#14	<b>Ohio</b> (22-15)	<b>68</b>
#6	<b>Tennessee</b> (27-8)	<b>83</b>

March 20, 2010 • Dunkin' Donuts Center • Providence, R.I.

J.P. Prince scored 18 points and Scotty Hopson had 17 to lead sixth-seeded Tennessee to an 83-68 victory over Ohio at the Dunkin' Donuts Center in Providence, R.I., helping the Volunteers reach their third Sweet Sixteen in four years.

"J.P. Prince was the best player in this regional," UT head coach Bruce Pearl said. "He played as well as any player in the tournament this weekend."

Tennessee earned a matchup with No. 2-seed Ohio State in St. Louis. The Volunteers have never gotten past the third round, including losses to Ohio State and Louisville under Pearl in 2007 and 2008.

"I've been there twice already and came up short twice," said Wayne Chism, who had nine points and 12 rebounds. "I'm happy to be back on that stage again, I can't wait to get there."

Chism joined former Tennessee All-Americans Chris Lofton and Dale Ellis as the only Vols ever to score 100 career points in the NCAA Tournament, as his nine-game total stands at 101.

Tommy Freeman scored 23 points for Ohio, which was the lowest-seeded team to get out of the first round. But he didn't get enough help from Armon Bassett and D.J. Cooper, the guards who starred in a first-round victory over third-seeded Georgetown before combining for 23 points on seven-for-23 shooting against Tennessee.

"The plan from the jump was to stop those guards," UT junior center Brian Williams said, "and then dominate underneath and on the boards."

The Vols did just that, outscoring the Mid-American Conference champions, 58-12, in the paint and winning the battle of the boards 41-33.

The Bobcats trailed by six points midway through the second half before the Volunteers went on a 10-1 run to put it away.

The Volunteers took the lead with an 18-2 run that started with 12 minutes left in the first half, turning a 20-point deficit into a 14-point lead. Ohio kept firing 3-point shots — they attempted 26 in the game, making 10 — but never got any closer than 50-45.

"Our top five guys aren't necessarily going to win in this tournament, but our 10 can," said Pearl, whose bench held a 28-0 advantage over the Bobcats. "This is a team with many dimensions, and when we defend and rebound we've got a chance to win."

VISITORS: Ohio 22-15

	FG	3PT	FT	REBS	PF	TP	A	TO	Bl	St	Min
01 Washington, De. f	4-13	0-0	8-12	6-2-8	3	16	2	1	2	1	38
24 Freeman, Tommy f	8-13	6-11	1-1	0-1-1	3	23	0	2	1	0	33
12 van Kempen, Kenneth c	3-7	0-0	0-0	0-3-3	3	6	1	0	0	0	32
00 Bassett, Armon g	2-10	1-6	2-6	0-5-5	3	7	6	7	0	3	40
05 Cooper, D.J. g	5-13	3-8	3-7	3-3-6	1	16	5	4	0	2	40
03 Baltic, Ivo	0-0	0-0	0-0	0-0-0	1	0	0	0	0	0	0+
04 McKinley, David	0-0	0-0	0-0	0-0-0	0	0	0	0	0	0	0+
11 Adedeji, Adetunji	0-0	0-0	0-0	0-0-0	0	0	0	0	0	0	0+
30 Keely, Reggie	0-1	0-0	0-0	1-3-4	1	0	1	0	1	0	10
44 Sayles, Asown	0-1	0-1	0-0	1-0-1	2	0	0	0	0	0	7
Team				3-2-5							
Totals	22-58	10-26	14-26	14-19-33	17	68	15	14	1	9	200

TOTAL FG%	1st Half: 9-26 34.6%	2nd Half: 13-32 40.6%	Game: 37.9%
3-Pt. FG%	1st Half: 5-11 45.5%	2nd Half: 5-15 33.3%	Game: 38.5%
F Throw %	1st Half: 4-9 44.4%	2nd Half: 10-17 58.8%	Game: 53.8%

HOME TEAM: Tennessee 27-8

	FG	3PT	FT	REBS	PF	TP	A	TO	Bl	St	Min
04 Chism, Wayne f	3-7	1-1	2-2	0-12-12	2	9	4	0	1	1	33
33 Williams, Brian c	4-6	0-0	0-0	4-8-12	4	8	2	0	2	0	24
03 Maze, Bobby g	1-5	0-2	1-2	1-3-4	3	9	2	0	2	2	29
30 Prince, J.P. g	7-9	0-0	4-7	1-3-4	4	18	3	2	0	1	24
32 Hopson, Scotty g	7-9	2-5	1-2	0-0-0	3	17	0	3	0	1	24
00 Woolridge, Renaldo	0-0	0-0	0-0	0-0-0	0	0	0	0	0	0	0+
13 McBee, Skylar	0-0	0-0	0-0	0-1-1	0	0	0	0	0	0	0+
20 Hall, Kenny	2-2	0-0	0-0	0-0-0	1	4	0	1	0	0	8
21 Goins, Melvin	1-2	0-1	0-0	0-0-0	1	2	1	3	0	1	12
22 Pearl, Steven	2-4	0-0	2-4	1-0-1	3	6	0	2	0	1	15
23 Tatum, Cameron	5-13	1-6	0-0	0-1-1	1	11	1	2	0	1	21
24 Bone, Josh	2-3	1-1	0-1	3-1-4	0	5	1	0	0	0	10
TEAM				1-1-2							
Totals	34-60	5-14	10-18	11-30-41	22	83	21	16	3	8	200

TOTAL FG%	1st Half: 15-26 57.7%	2nd Half: 19-34 55.9%	Game: 56.7%
3-Pt. FG%	1st Half: 4-8 50.0%	2nd Half: 1-6 16.7%	Game: 35.7%
F Throw %	1st Half: 4-6 66.7%	2nd Half: 6-12 50.0%	Game: 55.6%

Officials: Ed Corbett, Michael Stephens, Paul H. Janssen  
 Technicals: Ohio-None, Tennessee-None  
 Attendance: 11,271

Score by Periods	1st	2nd	Total
Ohio	27	41	68
Tennessee	38	45	83

2010 Midwest Region — Regional Semifinal

#2	<b>Ohio State</b> (29-8)	<b>73</b>
#6	<b>Tennessee</b> (28-8)	<b>76</b>

March 26, 2010 • Edward Jones Dome • St. Louis, Mo.

Brian Williams scored the go-ahead basket on a tip-in with 32 seconds left, Bobby Maze converted a pair of late free throws and J.P. Prince blocked a desperation 3-pointer at the buzzer, leading Tennessee past Ohio State 76-73 in the Midwest Region semifinal and into the NCAA Tournament's round of eight for the first time in UT's 101-year hardwood history.

Wayne Chism finished with 22 points — all but four in the second half — and 11 rebounds for the sixth-seeded Vols, who pulled out a back-and-forth tussle after going 0-5 in its previous regional semifinal chances.

As the final buzzer sounded, Tennessee players let out screams of joy and sprinted onto the court.

Ohio State's Evan Turner — the National Player of the Year — finished with 31 points, 21 in the second half, but the rest of the Buckeyes were just 3-of-16 from the field in the second half. Jon Diebler, so big for Ohio State in the first two rounds, shot 1-of-7 from 3-point range.

William Buford scored 15 points, and David Lighty added nine for OSU, which had won four of its previous five meetings against UT, including a matchup in the 2007 regional semifinals.

After making only three baskets in the first half, Turner surpassed that output in the first 5:12 of the second half. Lighty finally gave him some help, scoring on a layup to put Ohio State in front 59-56 with 7:37 to play.

But Tennessee responded with a 12-4 run, getting contributions from four different players.

Chism gave the Vols a 72-70 lead with 1:39 to play. Turner came up with yet another big play, swishing a 3-pointer from just beyond the arc with less than 42 seconds to go. But Williams, a big, bruising center, tipped in Prince's miss on a layup.

Turner missed at the other end and Kyle Madsen lost the ball under the basket. With less than 13 seconds left, Turner fouled Maze, who after a timeout, coolly blew a kiss to someone in the Tennessee fan section. He made both free throws, giving Tennessee a 76-73 lead.

Turner had two more opportunities — and he had knocked down last-second shots before. But this time, he missed from deep in the left corner, then got the ball back. His last shot from near the top of the key didn't even get to the rim, as Prince managed to elevate, extend his arm and make an athletic block.

"Turner got a little bit of a look, but it wasn't very good," Pearl said. "Now we're going to go see if we can live every kid's dream."

VISITORS: Tennessee 28-8

	FG	3PT	FT	REBS	PF	TP	A	TO	Bl	St	Min
04 Chism, Wayne f	9-16	1-3	3-4	5-6-11	1	26	1	3	1	0	35
33 Williams, Brian c	4-5	0-0	1-2	4-8-12	3	9	1	2	0	0	32
03 Maze, Bobby g	4-9	0-2	2-2	2-1-3	1	10	2	1	0	1	19
30 Prince, J.P. g	6-13	0-0	2-3	2-0-2	3	14	6	3	1	2	31
32 Hopson, Scotty g	1-5	0-3	1-1	2-2-4	3	3	1	5	0	0	23
20 Hall, Kenny	0-1	0-0	0-0	1-0-1	1	0	0	0	0	0	4
21 Goins, Melvin	2-8	0-2	0-0	1-0-1	3	4	0	0	0	1	22
22 Pearl, Steven	0-1	0-0	0-0	1-0-1	3	0	0	0	1	1	8
23 Tatum, Cameron	3-4	2-3	3-3	0-0-0	1	11	0	0	0	1	14
24 Bone, Josh	1-2	1-2	0-0	0-1-1	1	3	0	0	0	0	12
TEAM				2-3-5							
Totals	30-64	4-15	12-15	20-21-41	20	76	15	16	3	6	200

TOTAL FG%	1st Half: 15-33 45.5%	2nd Half: 15-31 48.4%	Game: 46.9%
3-Pt. FG%	1st Half: 4-8 50.0%	2nd Half: 0-7 0.0%	Game: 26.7%
F Throw %	1st Half: 5-7 71.4%	2nd Half: 7-8 87.5%	Game: 80.0%

HOME TEAM: Ohio State 29-8

	FG	3PT	FT	REBS	PF	TP	A	TO	Bl	St	Min
23 Lighty, David g	4-8	1-3	0-2	2-1-3	3	9	5	2	1	2	26
44 Buford, William g	5-13	2-5	3-4	0-4-4	2	15	3	0	0	2	29
52 Lauerdale, Dallas c	1-1	0-0	0-2	2-4-6	2	2	1	1	0	0	20
21 Turner, Evan g	10-23	2-4	9-9	4-3-7	4	31	5	6	1	1	40
33 Diebler, Jon g	1-8	1-7	0-0	0-0-0	2	3	0	0	0	1	14
02 Simmons, Jeremie c	3-4	3-4	0-0	0-0-0	2	9	0	1	0	1	14
15 Madsen, Kyle	1-1	0-0	2-2	2-1-3	1	4	0	1	0	0	11
TEAM				3-3-6							
Totals	25-58	9-23	14-19	13-16-29	16	73	14	11	3	6	200

TOTAL FG%	1st Half: 15-27 55.6%	2nd Half: 10-31 32.3%	Game: 43.1%
3-Pt. FG%	1st Half: 6-11 54.5%	2nd Half: 3-12 25.0%	Game: 39.1%
F Throw %	1st Half: 6-8 75.0%	2nd Half: 8-11 72.7%	Game: 73.7%

Officials: Mike Kitts, Bryan Kersey, Don Daily  
 Technicals: Tennessee-None, Ohio State-None  
 Attendance: 26,377

Score by Periods	1st	2nd	Total
Tennessee	39	37	76
Ohio State	42	31	73

OUTLOOK

PLAYERS

STAFF

REVIEW

RESULTS

RECORDS

HONORS

POSTSEASON

VOLMANAC

MEDIA INFO



2010 Midwest Region — Regional Final

#5	<b>Michigan State</b> (28-8)	<b>70</b>
#6	<b>Tennessee</b> (28-9)	<b>69</b>
<i>March 28, 2010 • Edward Jones Dome • St. Louis, Mo.</i>		

Tennessee outshot Michigan State, equaled the Spartans — statistically, the nation's best rebounders — on the boards and had one fewer turnover.

"The numbers look pretty good," Volunteers coach Bruce Pearl conceded, glancing at the box score.

But defensive lapses at the end of both halves during the Midwest Regional Final at the Edward Jones Dome doomed the Vols, as MSU advanced by a score of 70-69.

"This one won't go away... forever," Pearl said.

Tennessee led 41-37 as the last seconds ticked off before intermission. After a couple of missed shots, MSU retained possession with one second left when the ball went out of bounds under its basket.

Forward Draymond Green cut through the lane, took a pass from guard Durrell Summers and laid in a shot at the buzzer, halving the Vols' halftime edge.

After surviving a 14-1 Spartans run and charging back from an eight-point deficit in the second half, UT forged a 69-69 tie when Scotty Hopson made the first of two free throws with 11 seconds left. Hopson missed the second, setting up the final, decisive, sequence.

Spartans guard Korie Lucious corralled the rebound, hustled into the frontcourt then dished to Green near the top of the circle. Green wheeled to his right and spied forward Raymar Morgan under the basket, waving his arms frantically.

Green whipped a pass to Morgan, who was fouled by UT senior guard J.P. Prince with 1.8 seconds remaining.

Morgan made the first free throw, then purposely clanked the next. The Vols called a timeout with 1.6 seconds left, but Prince's half-court heave at the buzzer fell short.

"We didn't get back defensively," Pearl said. "They got the ball way too close to the basket, got way too good a look."

Despite the wrenching defeat, Pearl declared that Tennessee took a "major step" by reaching its first-ever Elite Eight and posting the second-highest win total in school history (28).

"We came to this regional to win it and get to the Final Four," Pearl said. "But I'm proud of my seniors and proud of our basketball program."

**NOTES:** Michigan State lost to Butler 52-50 in the Final Four.

VISITORS: Tennessee 28-9												
	FG	3PT	FT	REBS	PF	TP	A	TO	Bl	St	Min	
04 Chism, Wayne	f	5-9	3-4	0-0	0-3	2	13	1	0	0	1	33
33 Williams, Brian	c	5-8	0-0	1-4	4-5	2	11	0	1	2	0	33
03 Maze, Bobby	g	3-9	1-4	2-2	0-0	1	9	3	2	0	1	22
30 Prince, J.P.	g	5-5	0-0	2-2	1-2	3	12	5	1	1	28	
32 Hopson, Scotty	g	3-7	1-4	3-6	0-3	1	10	1	0	0	33	
20 Hall, Kenny	g	0-1	0-0	0-0	1-0	1	0	0	0	0	3	
21 Goins, Melvin	2-5	1-3	2-2	0-1	1	7	0	0	0	1	17	
22 Pearl, Steven	0-0	0-0	0-0	1-1	2	1	0	0	1	0	2	11
23 Tatum, Cameron	1-2	1-1	4-5	0-1	2	7	1	0	1	0	12	
24 Bone, Josh	0-1	0-0	0-0	1-0	1	0	0	1	0	0	8	
TEAM				2-13								
Totals		24-47	7-16	14-21	10-17	27	15	69	11	10	3	6 200

TOTAL FG%	1st Half: 14-25 56.0%	2nd Half: 10-22 45.5%	Game: 51.1%
3-Pt. FG%	1st Half: 6-9 66.7%	2nd Half: 1-7 14.3%	Game: 43.8%
F-Throw %	1st Half: 7-9 77.8%	2nd Half: 7-12 58.3%	Game: 66.7%

HOME TEAM: Michigan State 28-8												
	FG	3PT	FT	REBS	PF	TP	A	TO	Bl	St	Min	
02 Morgan, Raymar	f	4-11	0-1	5-6	6-4	10	13	2	1	2	1	35
10 Roe, Delvon	f	1-4	0-0	1-2	0-0	4	3	1	1	3	1	20
50 Nix, Derrick	c	1-1	0-0	0-0	1-0	1	2	0	0	0	0	13
15 Summers, Durrell	g	8-10	4-6	1-1	1-3	4	21	1	2	0	0	29
34 Lucious, Korie	g	2-9	1-7	3-4	2-1	3	8	4	5	1	35	
03 Allen, Chris	g	2-6	1-3	3-5	1-1	2	3	2	0	0	0	29
13 Thornton, Austin	1-1	0-0	0-0	0-0	4	2	0	0	0	0	5	
20 Kebler, Mike	0-0	0-0	0-0	0-0	0	0	0	0	0	0	6	
22 Dahliman, Isiah	0-0	0-0	0-0	0-1	0	0	0	0	0	0	0	
23 Green, Draymond	5-10	0-1	3-3	0-1	1	4	15	2	2	2	1	26
41 Sherman, Garrick	0-0	0-0	0-0	0-2	2	0	0	0	0	0	0	2
TEAM				2-13								
Totals		24-52	6-18	16-21	13-14	27	20	70	12	11	8	8 200

TOTAL FG%	1st Half: 14-29 48.3%	2nd Half: 10-23 43.5%	Game: 46.2%
3-Pt. FG%	1st Half: 2-9 22.2%	2nd Half: 4-9 44.4%	Game: 33.3%
F-Throw %	1st Half: 9-11 81.8%	2nd Half: 7-10 70.0%	Game: 76.2%

**Officials:** John Cahill, Patrick Driscoll, Michael Stephens  
**Technical:** Tennessee-None. Michigan State-None  
**Attendance:** 25,242

Score by Periods	1st	2nd	Total
Tennessee	41	28	69
Michigan State	39	31	70

2011 West Region — Second Round

#8	<b>Michigan</b> (21-13)	<b>75</b>
#9	<b>Tennessee</b> (19-15)	<b>45</b>
<i>March 18, 2011 • Time Warner Cable Arena • Charlotte, N.C.</i>		

Tennessee's NCAA Tournament run ended early as the Volunteers were dealt a 75-45 loss to eighth-seeded Michigan at Time-Warner Cable Arena in the second round of West Region action.

It was a tale of two halves for the Volunteers. During the first 20 minutes of play, UT shot 45 percent from the floor on 9-of-20 shooting and went 10-of-12 from the free-throw line. Trailing 33-29 at halftime, the game remained close until a stretch of Tennessee turnovers fueled a 16-0 Michigan run.

The Vols shot a humble 26 percent from the floor in the second half and only managed to get to the stripe four times. Michigan pulled away, outscoring UT 42-16 after shooting 18-of-28 in the second half.

To Michigan's credit, the undersized Wolverines out-rebounded Tennessee 36-26 and outscored UT in the paint 46-22. Both marks were nails the Vols had hung their hat on all year.

After a perfect 6-of-6 shooting performance in the first half, Tennessee Freshman All-American Tobias Harris went a scoreless 0-of-5 shooting in the second half. Still, the Dix Hills, N.Y., native led the Vols with 19 points.

"We just didn't play with heart out there," Harris said. "Michigan came out and made shots and we just did a terrible job of trying to cover them. On the offensive end, we rushed too many shots."

The loss marked the first time UT finished with fewer than 20 wins during head coach Bruce Pearl's tenure.

**NOTES:** The game marked the end of Bruce Pearl's six-year tenure as head coach, as he was relieved of his duties March 21, 2010 ... The game also was the first in NCAA Tournament history in which a team won a game despite failing to make a free throw; UM attempted just one ... Michigan lost to No. 1-seeded Duke 73-71 in the third round.

VISITORS: Tennessee 19-15												
	FG	3PT	FT	REBS	PF	TP	A	TO	Bl	St	Min	
12 Harris, Tobias	f	6-11	0-1	7-7	0-5	0	19	0	3	2	0	36
33 Williams, Brian	c	1-3	0-0	0-0	0-0	2	2	1	1	1	2	16
02 Goins, Melvin	g	0-3	0-3	2-2	0-4	1	2	2	3	0	1	27
23 Tatum, Cameron	g	2-9	1-6	0-1	0-1	1	3	5	4	1	0	27
32 Hopson, Scotty	g	1-5	1-3	1-2	0-2	2	4	0	3	0	0	21
01 McRae, Jordan	0-2	0-2	0-0	0-0	0	0	0	0	0	0	0	2
10 Hubert, Michael	0-0	0-0	0-0	0-0	0	0	0	0	0	0	0	1
11 Golden, Trae	2-3	0-0	2-2	0-0	0	6	2	1	0	1	14	
13 McBea, Skylar	1-2	1-2	0-0	0-1	1	2	3	0	1	0	20	
20 Hall, Kenny	1-2	0-0	0-0	1-3	4	2	1	1	1	1	0	18
22 Pearl, Steven	0-1	0-0	0-0	3-1	4	2	0	0	1	0	6	
24 Bone, Josh	1-2	0-1	0-0	0-0	1	2	0	0	0	0	10	
25 Fields, John	0-0	0-0	0-0	0-1	1	0	0	0	0	0	1	
34 Maymon, Jeronne	0-0	0-0	0-2	1-1	2	0	0	0	0	0	0	1
TEAM				1-12								
Totals		15-43	3-18	12-16	6-20	26	13	45	10	18	5	4 200

TOTAL FG%	1st Half: 9-20 45.0%	2nd Half: 6-23 26.1%	Game: 34.9%
3-Pt. FG%	1st Half: 1-4 25.0%	2nd Half: 2-14 14.3%	Game: 16.7%
F-Throw %	1st Half: 10-12 83.3%	2nd Half: 2-4 50.0%	Game: 75.0%

HOME TEAM: Michigan 21-13												
	FG	3PT	FT	REBS	PF	TP	A	TO	Bl	St	Min	
52 Morgan, Jordan	f	5-6	0-0	0-1	3-0	2	10	0	1	1	1	19
00 Novak, Zack	g	5-10	4-6	0-0	2-8	10	14	2	2	0	0	35
01 Douglass, Stu	g	5-7	1-3	0-0	0-1	1	11	5	1	0	0	34
04 Morris, Darius	g	4-12	0-3	0-0	2-4	2	8	3	2	0	37	
10 Hardaway Jr., Tim	g	5-9	1-3	0-0	1-4	3	11	3	1	0	20	
05 Akunne, Eso	0-1	0-1	0-0	0-0	1	0	0	0	0	0	0	2
13 Vogrich, Matt	5-5	1-1	0-0	1-2	3	11	0	1	0	1	16	
15 Horford, Jon	0-0	0-0	0-0	0-1	1	0	0	0	0	0	1	
20 Bartelstein, Josh	0-0	0-0	0-0	0-0	0	0	0	0	0	0	1	
22 McLimans, Blake	1-2	0-1	0-0	0-2	2	0	0	0	0	0	5	
23 Smotrycz, Evan	3-11	2-7	0-0	2-2	4	8	0	1	1	1	16	
32 Pearson, Corey	0-1	0-1	0-0	0-0	0	0	0	0	0	0	1	
45 Christian, Colton	0-0	0-0	0-0	0-0	0	0	0	0	0	0	3	
TEAM				1-0								
Totals		33-64	9-26	0-1	12-24	36	17	75	20	11	2	5 200

TOTAL FG%	1st Half: 15-36 41.7%	2nd Half: 18-28 64.3%	Game: 51.6%
3-Pt. FG%	1st Half: 3-15 20.0%	2nd Half: 6-11 54.5%	Game: 34.6%
F-Throw %	1st Half: 0-1 0.0%	2nd Half: 0-0 0.0%	Game: 0.0%

**Officials:** Ed Corbett, Gary H. Maxwell, Paul Faia  
**Technical:** None  
**Attendance:** 16,829

Score by Periods	1st	2nd	Total
Tennessee	29	16	45
Michigan	33	42	75

2014 Midwest Region — First Round

#11	<b>Iowa</b> (20-13)	<b>65</b>
#11	<b>Tennessee</b> (22-12)	<b>OT 78</b>
<i>March 19, 2014 • UD Arena • Dayton, Ohio</i>		

Tennessee advanced to the NCAA Tournament Second Round with a thrilling 78-65 comeback overtime victory over Iowa in the First Four at UD Arena.

Josh Richardson was tremendous after a slow start as he was 0-of-5 in the first half. The junior finished with 17 points -- all after halftime. Jordan McRae led the team with a team-high 20 points.

Jarnell Stokes posted his 20th double-double of the season with 18 points and 13 rebounds.

The Hawkeys were led by a pair of reserves that entered the game averaging a combined 9.6 points. Iowa's leading scorer Roy Devyn Marble (17.3 ppg) was limited to just seven points on 3-of-15 shooting from the floor.

After Marble sent the game to overtime, the Vols took over.

Stokes opened the scoring with a 3-pointer play to put Tennessee up 67-64. McRae's bucket put the Vols up by five with 3:55 left.

Tennessee took its first lead of the game on a 3-pointer by Antonio Barton with 3:07 left in the game. That put the Vols up 59-57. Iowa quickly answered as Marble converted a 3-point play nine seconds later. That put Iowa up 60-59.

Stokes gave the Vols back the lead at 61-60 on two free throws with 2:40 left in the game. Iowa came right back as Adam Woodbury laid one home with 2:24 on the clock.

Maymon powered up and scored with 54 seconds left to put Tennessee up 63-62. He was fouled and missed the free throw, but the rebound went off Iowa and the Vols retained possession.

Stokes was fouled with 25.5 left in the game and proceeded to make the first of two free throws.

Marble sent the game to overtime with a jumper in the paint with 17.5 on the clock. That tie the game at 64 all.

Down by as many as 12 in the first half and three at the half, the Vols saw Richardson tie the game at 37 on a 3-pointer with 14:37 left.

Iowa broke out of the gates scoring the game's first eight points as Tennessee missed its first seven shots from the floor. The Vols finally got on the scoreboard with 6:02 elapsed in the game on an Armani Moore runner.

**VISITORS: Iowa 20-13**

	FG	3PT	FT	REBS	PF	TP	A	TO	Bl	St	Min
01 Basabe, Melsahn	f	0-2	0-0	0-0	1-3	4	0	0	1	0	9
30 White, Aaron	f	1-5	0-1	5-6	0-7	3	7	2	1	1	36
34 Woodbury, Adam	c	8-11	0-0	0-0	4-4	4	16	1	1	0	30
04 Marble, Roy Devyn	g	3-15	0-6	1-1	0-1	2	7	5	0	0	36
10 Gesell, Mike	g	0-4	0-1	0-0	0-1	4	0	4	0	0	19
00 Olaseni, Gabriel	1-1	0-0	1-2	0-0	0-3	3	0	1	0	0	16
02 Olesby, Josh	2-5	1-3	0-0	0-0	2	5	1	1	0	0	17
03 Jok, Peter	4-5	2-3	0-0	0-0	0	10	0	0	0	1	16
05 Clemmons, Anthony	1-1	0-0	0-0	0-1	1	2	0	1	0	0	4
15 McCabe, Zach	2-5	1-2	4-4	1-5	5	9	1	0	0	0	22
20 Uthoff, Jarrod	2-4	0-0	2-2	1-0	1	6	0	1	0	0	20
TEAM				0-1							
Totals	24-58	4-16	13-15	7-23	30	65	14	6	2	2	225

TOTAL FG%	1st Half: 12-23 52.2%	2nd Half: 12-27 44.4%	Game: 41.4%
3-Pt. FG%	1st Half: 3-7 42.9%	2nd Half: 1-5 20.0%	Game: 25.0%
F Throw %	1st Half: 2-2 100%	2nd Half: 10-11 90.9%	Game: 86.7%

**HOME TEAM: Tennessee 22-12**

	FG	3PT	FT	REBS	PF	TP	A	TO	Bl	St	Min
05 Stokes, Jarnell	f	5-7	0-0	8-11	4-9	13	2	18	0	0	39
34 Maymon, Jeronne	f	3-4	0-0	3-4	1-6	2	9	2	2	0	41
01 Richardson, Josh	g	6-13	1-5	4-4	3-5	3	17	2	2	0	32
02 Barton, Antonio	g	2-8	2-6	4-4	0-1	2	10	2	0	0	32
52 McRae, Jordan	g	6-15	2-6	6-7	1-3	4	20	3	3	1	42
04 Moore, Armani	2-3	0-1	0-0	0-2	0	4	3	0	0	0	14
10 Ndiaye, Rawane	0-0	0-0	0-0	0-0	0	0	0	0	0	0	1
15 Thompson, Darius	0-2	0-1	0-0	0-0	2	0	0	0	0	1	12
21 Davis, A.J.	0-0	0-0	0-0	0-1	0	0	0	0	0	0	1
23 Reese, Derek	0-2	0-2	0-0	0-0	3	0	1	0	0	0	9
24 Lopez, Brandon	0-0	0-0	0-0	0-0	0	0	0	0	0	0	1
25 Campbell, Galen	0-0	0-0	0-0	0-0	0	0	0	0	0	0	1
TEAM				1-0							
Totals	24-54	5-21	25-30	10-27	37	14	78	13	8	1	225

TOTAL FG%	1st Half: 10-26 38.5%	2nd Half: 12-24 50.0%	Game: 44.4%
3-Pt. FG%	1st Half: 1-10 10.0%	2nd Half: 4-10 40.0%	Game: 23.8%
F Throw %	1st Half: 5-6 83.3%	2nd Half: 10-13 76.9%	Game: 83.3%

**Officials:** Verne Harris, Michael Reed, Sean Casady (alternate: Mike Sanzere)

**Technical:** Iowa-None. Tennessee-Stokes, Jarnell.

**Attendance:** 11,534

Score by Periods	1st	2nd	OT	Total
Iowa	29	35	1	65
Tennessee	26	38	14	78

2014 Midwest Region — Second Round

#11	<b>Tennessee</b> (23-12)	<b>86</b>
#6	<b>Massachusetts</b> (24-9)	<b>67</b>
<i>March 21, 2014 • PNC Arena • Raleigh, N.C.</i>		

Tennessee won its second NCAA Tournament game in less than 48 hours as the Vols dominated UMass, 86-67, in the NCAA Tournament Second Round.

UMass was making its first NCAA appearance in 16 years.

Jarnell Stokes (career-high 26 points and 14 rebounds) and Jeronne Maymon (11 points and 11 rebounds) each posted double-doubles in the game. For Stokes, it was his 21st double-double of the year, one shy of Bernard King's school record of 22 in 1976-77.

With two double-doubles, the Vols had multiple double-doubles in an NCAA Tournament game for the second time in history. The only other came in 1977 when Ernie Grunfeld (26 points, 12 rebounds), Bernard King (23 points, 12 rebounds) and Reggie Johnson (17 points, 10 rebounds) achieved the feat in an overtime loss to Syracuse.

Stokes' 14 rebounds tied the Tennessee NCAA Tournament record for rebounds in a game. The record of 14 was previously reached by Isiah Victor (1999) and set by Reggie Johnson (1980).

Senior Jordan McRae finished with 21 points. Josh Richardson tallied 15 points.

UMass was led by senior Chaz Williams, who scored 12 and handed out five assists. Maxie Esho had 12 points and Derrick Gordon scored 10.

Tennessee shot 53.6 percent in the game, including 58.3 in the first half while the Vols' defense forced UMass into 42.4 percent shooting for the game.

After UMass scored the game's opening basket, Tennessee scored the next eight and the Vols led for the entire afternoon.

The Vols went up by as many as 23 points on a pair of Stokes' free throws with 8:36 left, making it 67-44.

The Vols dominated throughout the first half, taking a 41-22 lead at halftime behind 14 points from McRae. Tennessee held UMass to a season low in points for any half (22), as the Minutemen had 10 turnovers and shot just 33.3 percent from the floor.

**VISITORS: Tennessee 23-12**

	FG	3PT	FT	REBS	PF	TP	A	TO	Bl	St	Min
01 Richardson, Josh	g	5-7	0-2	5-7	1-2	3	15	5	1	2	30
02 Barton, Antonio	g	0-7	0-5	0-0	0-1	1	0	2	0	0	24
05 Stokes, Jarnell	f	7-11	0-0	12-13	4-10	14	3	26	2	5	0
34 Maymon, Jeronne	f	5-7	0-0	1-3	2-9	11	2	11	1	1	0
52 McRae, Jordan	g	9-16	2-6	1-1	0-1	0	21	2	3	1	31
04 Moore, Armani	2-3	0-0	0-1	1-0	1	2	4	1	0	0	18
10 Ndiaye, Rawane	0-1	0-0	0-0	1-2	1	0	0	1	0	0	6
15 Thompson, Darius	1-3	0-1	0-0	0-1	1	0	3	3	0	0	2
21 Davis, A.J.	0-0	0-0	0-0	0-0	0	0	0	0	0	0	2
23 Reese, Derek	0-0	0-0	3-4	0-1	2	3	0	0	0	0	8
24 Lopez, Brandon	0-0	0-0	0-0	0-1	0	0	0	0	0	0	2
25 Campbell, Galen	1-1	0-0	1-1	0-0	1	3	0	0	0	0	2
TEAM				1-0							
Totals	30-56	2-14	24-31	10-27	37	13	86	16	12	3	200

TOTAL FG%	1st Half: 17-33 51.5%	2nd Half: 13-23 56.5%	Game: 53.6%
3-Pt. FG%	1st Half: 2-9 22.2%	2nd Half: 0-5 0.0%	Game: 14.3%
F Throw %	1st Half: 8-8 62.5%	2nd Half: 19-23 82.6%	Game: 77.4%

**HOME TEAM: UMass 24-9**

	FG	3PT	FT	REBS	PF	TP	A	TO	Bl	St	Min
01 Esho, Maxie	f	5-5	0-0	2-3	5-16	4	12	1	0	0	26
02 Gordon, Derrick	g	4-9	0-0	2-2	0-3	3	10	1	2	0	21
03 Williams, Chaz	g	6-11	0-1	0-0	1-0	1	3	15	5	0	38
22 Carter, Sampson	f	2-4	2-2	0-0	1-2	1	6	1	2	0	30
25 Lalanne, Cady	f	4-10	0-1	0-0	1-6	7	8	0	1	1	30
00 Dyson, Demetrius	0-3	0-2	2-3	0-1	1	2	1	0	0	0	2
05 Santee, Clyde	0-0	0-0	0-0	0-0	1	0	0	0	0	0	10
11 Bergantino, Tyler	2-2	0-0	0-1	0-0	1	4	0	0	0	0	3
12 Davis, Trey	3-7	1-3	2-2	0-1	1	3	2	0	2	0	24
24 Berger, Seth	1-1	0-0	0-0	0-0	1	2	0	0	0	0	14
34 Putney, Raphael	1-4	0-2	0-0	1-2	2	2	1	1	0	1	2
TEAM				5-4							
Totals	28-66	3-11	8-11	14-19	33	21	67	12	13	1	200

TOTAL FG%	1st Half: 10-30 33.3%	2nd Half: 18-36 50.0%	Game: 42.4%
3-Pt. FG%	1st Half: 0-3 0.0%	2nd Half: 3-8 37.5%	Game: 27.3%
F Throw %	1st Half: 2-2 100%	2nd Half: 6-9 66.7%	Game: 72.7%

**Officials:** Michael Roberts, Lamar Simpson, Duke Edsall (alternate: Verne Harris)

**Technical:** UMass-None. Tennessee-None.

**Attendance:** 16,988

Score by Periods	1st	2nd	Total
Tennessee	41	45	86
UMass	22	45	67

OUTLOOK

PLAYERS

STAFF

REVIEW

RESULTS

RECORDS

HONORS

POSTSEASON

VOLMANAC

MEDIA INFO



# NCAA GAME RECAPS

## 2014 Midwest Region — Third Round

#11	<b>Tennessee</b> (24-12)	<b>83</b>
#14	<b>Mercer</b> (27-9)	<b>63</b>

March 23, 2014 • PNC Arena • Raleigh, N.C.

The Tennessee Volunteers are heading back to the Sweet Sixteen for the fourth time in eight years. The 11th-seeded Vols topped 14-seed Mercer, 83-63, Sunday night at PNC Arena to reach to the Sweet Sixteen for the seventh time in school history.

Tennessee previously played in the Sweet Sixteen in 1967, 1981, 2000, 2007, 2008 and 2010.

Junior Jarnell Stokes posted his Tennessee-record-tying 22nd double-double this season with 17 points and 18 rebounds. Stokes' equalled the mark set by Basketball Hall of Famer Bernard King in 1976-77. Stokes also set the Vols' NCAA Tournament for rebounds in a game with 18. He had tied the record in the second-round win over UMass with 14.

Stokes almost had as many rebounds (18) as the entire Mercer team (19), as the Bears were out-rebounded as a team, 41-19. The Vols dominated the offensive glass, 18-7.

Vols junior Josh Richardson tallied a career-high 26 points, 16 of which came in the first half.

UT senior Antonio Barton netted 18 points as he made 4-of-9 from 3-point range. Senior Jordan McRae added 14 points.

Mercer was led by Langston Hall, who scored 15 points. Mercer scored its first points 3:09 into the game on an Ike Nwamu 3-pointer. The Bears tied the game at 8 and 10, but Tennessee regained the lead seconds later on a pair of Barton free throws and a baseline jam from McRae.

Stokes' tip-in with 5:06 left in the half gave the Vols their first double-figure lead at 31-20.

Tennessee took firm control of the game as the Vols made seven of eight shot attempts to grab a 13-point lead on Stokes' layup with three minutes left in the half, 38-25.

The Vols finished the half with a defensive stance that forced the Bears into their second shot-clock violation.

The Vols led 42-27 at intermission thanks to 16 first-half points from Richardson and a dominating performance on the glass, 24-4. In the second half Tennessee continued to maintain a lead of at least 11 points. Barton nailed three 3-pointers in the half as Mercer was unable to close the gap.

### VISITORS: Mercer 27-9

	FG	3PT	FT	REBS	PF	TP	A	TO	Bl	St	Min
05 Thomas, Bud	f	2-4	2-4	0-0	0-1-1	2	6	2	0	0	21
20 Gollon, Jakob	f	2-5	1-1	2-2	1-1-2	5	7	1	2	1	28
52 Coursey, Daniel	f	5-11	0-0	0-0	1-2-3	1	10	1	1	3	29
15 White, Anthony Jr.	g	5-8	1-3	0-0	0-1-1	1	11	0	0	0	30
21 Hall, Langston	g	6-14	3-9	0-1	0-1-1	1	15	6	1	0	37
01 Leonard, Phillip	g	0-0	0-0	0-0	0-0-0	2	0	0	0	0	1
03 Canevari, Kevin	g	0-0	0-0	0-0	1-0-1	1	0	0	0	0	3
10 Nwamu, Ike	g	3-6	1-3	5-6	1-3-4	4	12	0	0	0	25
14 Hallisey, TJ	g	0-1	0-0	0-0	0-1-1	2	0	1	0	1	8
22 Moten, Darius	g	0-3	0-2	0-0	2-0-2	2	0	0	0	0	13
34 Bryan, Jibri	g	1-1	0-0	0-0	0-1-1	0	2	0	0	0	5
TEAM					1-1-2						
Totals		24-53	8-22	7-9	7-12-19	21	63	11	6	4	3 200

TOTAL FG%	1st Half: 11-24 45.8%	2nd Half: 13-29 44.8%	Game: 45.3%
3-Pt. FG%	1st Half: 5-9 55.6%	2nd Half: 3-13 23.1%	Game: 36.4%
F Throw %	1st Half: 0-0 0.0%	2nd Half: 7-9 77.8%	Game: 77.8%

### HOME TEAM: Tennessee 24-12

	FG	3PT	FT	REBS	PF	TP	A	TO	Bl	St	Min
05 Stokes, Jarnell	f	6-14	0-0	5-5	8-10-18	1	17	5	2	0	38
34 Maymon, Jeronne	f	1-2	0-0	4-4	2-6-8	3	6	3	1	0	34
01 Richardson, Josh	g	9-13	2-6	6-9	0-1-1	2	26	3	3	0	37
02 Barton, Antonio	g	6-12	4-9	2-2	2-2-4	1	18	1	0	2	33
52 McRae, Jordan	g	4-12	0-6	6-6	2-1-3	4	14	1	1	0	31
04 Moore, Armani	g	0-1	0-1	0-0	0-0-0	2	0	0	0	0	11
10 Ndiaye, Rawane	g	1-1	0-0	0-0	0-0-0	0	2	0	0	0	1
15 Thompson, Darius	g	0-0	0-0	0-0	2-1-3	0	0	1	0	0	7
21 Davis, A.J.	g	0-0	0-0	0-0	0-1-1	0	0	1	0	0	1
23 Reese, Derek	g	0-0	0-0	0-0	0-1-1	1	0	0	0	0	7
TEAM					2-0-2						
Totals		27-55	6-22	23-26	18-23-41	14	83	15	7	0	2 200

TOTAL FG%	1st Half: 15-30 50.0%	2nd Half: 12-25 48.0%	Game: 49.1%
3-Pt. FG%	1st Half: 3-11 27.3%	2nd Half: 3-11 27.3%	Game: 27.3%
F Throw %	1st Half: 9-10 90.0%	2nd Half: 14-16 87.5%	Game: 88.5%

Officials: John Higgins, Verne Harris, Dwayne Gladden (alternate: Eric Curry)

Technical: Mercer-None. Tennessee-None.

Attendance: 118,712

Score by Periods	1st	2nd	Total
Mercer	27	36	63
Tennessee	42	41	83

## 2014 Midwest Region — Semifinal

#11	<b>Tennessee</b> (24-13)	<b>71</b>
#2	<b>Michigan</b> (28-8)	<b>73</b>

March 28, 2014 • Lucas Oil Stadium • Indianapolis, Ind.

After a magical run of three consecutive NCAA Tournament victories, Tennessee saw its season end in the Sweet Sixteen at Lucas Oil Stadium in Indianapolis, Ind. The 11th-seeded Vols suffered a 73-71 defeat at the hands of No. 2-seeded Michigan before the largest crowd to ever watch a Tennessee basketball game (41,072).

The Vols won three NCAA Tournament games for just the second time in history and reached the Sweet Sixteen for the seventh time.

Michigan advanced by virtue of red-hot shooting. The Wolverines shot .550 from the floor in the game, including .615 in the first half as they built an 11-point halftime lead.

Tennessee senior Jordan McRae scored a game-high 24 points in his final college game. Junior Josh Richardson, who had been torrid throughout the postseason, added 19 points. Junior forward Jarnell Stokes finished with 11 points and six rebounds.

The Wolverines were led by senior forward Jordan Morgan, who scored 15. He was joined by three other Michigan players in double-figures: Nik Stauskas (14), Glenn Robinson III (13) and Caris LeVert (10).

Down by as many as 13 in the first half, the Vols fell behind by 15 midway through the second half before battling to within one point with 10.8 seconds left in regulation.

Tennessee used an 8-0 run to get within seven at 60-53 on a Jeronne Maymon layup with 7:53 left in the game.

A Stauskas 3-pointer with 3:37 left in the game regained a double-figure lead for the Wolverines. After Stokes and McRae scored to cut the margin to six again, Morgan dunked one home for an eight-point Michigan lead, 72-64 with 2:22 left.

McRae's 3-point play brought the Vols within five, 72-67 -- the closest the Vols were since trailing 27-22 with 6:43 left in the first half.

The Vols forced a shot-clock violation after McRae blocked Robinson with 42 seconds left in the game.

Tennessee cut the game to a one possession contest in the final seconds. Richardson's runner made it 72-69 with 24.6 left.

McRae's layup with 10.8 seconds left off a Michigan turnover, made it one point, 72-71.

A controversial offensive foul call was whistled on Stokes with six seconds left as the Vols had a chance to take the lead. Stauskas then made one of two free throws in the final seconds for the final of 73-71.

NOTES: Michigan lost to No. 8-seeded Kentucky 75-72 in the Elite Eight.

### VISITORS: Tennessee 24-13

	FG	3PT	FT	REBS	PF	TP	A	TO	Bl	St	Min
05 Stokes, Jarnell	f	5-9	0-0	1-2	2-4-6	2	11	1	2	0	34
34 Maymon, Jeronne	f	1-4	0-0	0-0	1-2-3	4	2	2	1	0	17
01 Richardson, Josh	g	9-14	1-2	0-0	1-1-2	2	19	2	0	2	37
02 Barton, Antonio	g	1-2	1-2	0-0	0-0-0	1	3	1	2	0	14
52 McRae, Jordan	g	9-18	0-5	6-11	2-4-6	0	24	2	0	4	38
04 Moore, Armani	g	3-5	0-1	0-0	3-3-6	4	6	2	1	0	20
15 Thompson, Darius	g	1-4	0-0	1-1	0-2-2	0	3	2	1	0	26
23 Reese, Derek	g	1-1	1-1	0-0	1-1-2	0	3	0	0	0	14
TEAM					1-0-1						
Totals		30-57	3-11	8-14	11-17-28	13	71	11	7	8	2 200

TOTAL FG%	1st Half: 14-28 50.0%	2nd Half: 16-29 55.2%	Game: 52.6%
3-Pt. FG%	1st Half: 3-8 37.5%	2nd Half: 0-3 0.0%	Game: 27.3%
F Throw %	1st Half: 3-5 60.0%	2nd Half: 5-9 55.6%	Game: 57.1%

### HOME TEAM: Michigan 28-8

	FG	3PT	FT	REBS	PF	TP	A	TO	Bl	St	Min
01 Robinson III, Glenn	f	5-8	1-1	2-2	2-3-5	0	13	2	2	0	1 39
52 Morgan, Jordan	f	7-9	0-0	1-1	16-7	3	15	0	1	1	32
10 Walton Jr, Derrick	g	2-2	3-3	0-6-6	3	9	4	3	0	0	30
11 Stauskas, Nik	g	5-12	3-8	1-2	0-0-0	1	14	2	1	0	37
23 LeVert, Caris	g	4-10	2-5	0-0	0-1-1	1	10	5	5	0	33
02 Albrecht, Spike	g	1-2	0-1	0-0	0-0-0	2	2	1	0	0	10
15 Horford, Jon	g	0-1	0-0	1-2	1-3-4	2	1	0	0	0	8
21 Irvin, Zak	g	3-5	3-3	0-0	0-0-0	1	9	0	0	0	11
TEAM					2-1-3						
Totals		27-49	11-20	8-10	6-20-26	13	73	14	13	1	5 200

TOTAL FG%	1st Half: 16-26 61.5%	2nd Half: 11-23 47.8%	Game: 55.1%
3-Pt. FG%	1st Half: 7-9 77.8%	2nd Half: 4-11 36.4%	Game: 55.0%
F Throw %	1st Half: 6-6 100%	2nd Half: 2-4 50.0%	Game: 80.0%

Officials: David Hall, Mark Whitehead, Michael Irving (alternate: Sean Hull)

Technical: Michigan-None. Tennessee-None.

Attendance: 41,072

Score by Periods	1st	2nd	Total
Tennessee	34	37	71
Michigan	45	28	73



# VOLLMANAG

Tennessee began a multi-year apparel contract with Nike on July 1, 2015.





By Ben Byrd

*"Intercollegiate basketball will make its initial appearance in Knoxville tonight when in the YMCA gymnasium at the University of Tennessee, the Volunteers will meet the five hailing from the Central University of Kentucky at Danville."*

— *The Knoxville Journal and Tribune*  
Thursday, Dec. 16, 1909

It had taken the new game invented by Dr. James Naismith 18 years to arrive on campus, but UT students were ready for it. A capacity crowd of 200 crammed into the box-like YMCA gym atop "The Hill" that night to watch the beginning of a new chapter in the school's athletics history. They came away excited and pleased, for the Vols won that historic game, 33-31, with an assist from a slow train from Kentucky. The Central Kentucky team was more than one hour late arriving at the gym. During the wait the fans were entertained, if one can call it that, by a skirmish between the UT women's team and the Central High girls, which was won by the Lady Bobcats 21-1.

The starting lineup for that first Tennessee team was composed of Howard Sandberg and DeWitt Welcker at forwards, Jasper Ring at center, and Captain Solon Kipp and Earl Ketchen at guards. Sandberg, who stood all of 5-9 at his forward position, led the scoring with 13 points. The Vols were off and running.

That first Tennessee team did not have a coach, but in the following season, 1910-11, football coach Alex Stone donned a second hat and served in that capacity. After that season the Vols moved their home court to the Downtown YMCA gym at the corner of Commerce and Vine, where both playing and practice conditions were better than those afforded by the little gym on The Hill. The early Vol teams were neither especially good nor particularly bad, generally hovering around the .500 mark against a mixed schedule of college and YMCA foes. But the 1913-14 team broke that pattern by recording a 15-2 won-lost record and the reason was the appearance on the scene of Tennessee's first genuine superstar cager.

Lum Reeder, the son of a Knox County sheriff, had honed his skills shooting at a basket that had been hung up for him at the county jail. Two-hand shots were the standard in those days, but young Lum broke with tradition and learned to unload deadly one-hand shots while on the move. He made his UT debut by scoring 27 points in his first game as a freshman forward, this in an era when entire teams averaged little more than 20 points per game. A few games later in that campaign he rang up 41 points in a 49-16 victory over Maryville College, a UT scoring record that stayed on the books until Carl Widseth scored 47 in a game against Auburn in 1956. Unfortunately for UT, his career was interrupted twice, once when he transferred to the University of Delaware where he made the All-Eastern team in 1916, and later by World War I.

Early Tennessee basketball teams played a game that would scarcely be recognizable to today's fans. The ball was returned to center court

after each score for a center jump, thus interrupting the flow of play. The small gyms of the time often featured overhanging balconies which forced a lower trajectory on shots from the corner, and the home floor advantage was a tangible reality and not just a psychological factor. Home teams furnished the referees in most instances, often from the ranks of their own former players. Reeder once protested a call in a game at Virginia and woke up a few minutes later stretched out on the floor. The referee also was the host school's heavyweight boxing champion!

There were no basketball scholarships then, and local youths made up a large percentage of the Vol squads. Reeder, Vic Klein, Lloyd Wolfe and Frank Callaway, all later Knoxville business or civic leaders, were among the outstanding cagers of the teens. Basketball was the only UT sport to stay at it through the WWI years, although many of the better players, including Reeder, were away in service. The 1917-18 team played a nine-game schedule, winning two, losing six, and tying one. The deadlock came about when the Maryville College team, enraged by a call that had enabled the Vols to tie the game at the end, walked off the floor and refused to return for an overtime period.

## 1920s: Ups And Downs

The basketball team finally had an on-campus home of its own when Jefferson Hall was built at the site of the old Waite Field at the corner of Cumberland Avenue and Fifteenth Street in time for the opening of the 1922-23 season. The cage program appeared to have gotten an immediate lift from the new arena as the '23 team went 15-2, led by such stalwarts as David Beane, Roe Campbell and Earl Keister. That team was perhaps the best-equipped to make a run at the Southern Conference championship of any of the 1920s Volunteer teams, but its best player, Beane, was declared academically ineligible shortly before the conference tournament, and the Vols lost in the first round to the University of Georgia Bulldogs.

Head football coaches had continued to serve as head basketball coaches through the teens and early 1920s, but Robert R. Neyland put a stop to that practice when he succeeded M.B. Banks as the head grid coach in 1926. Neyland put the basketball job off on his end coach and good friend, Bill Britton. The Britton era of UT basketball was largely a win-some, lose-some operation except for the memorable season of 1927-28, which produced the only winless varsity team in UT history. The Vols of that infamous campaign finished 0-12, despite boasting one of the South's finest players in center Elvin Butcher. With Butcher playing brilliantly, the Vols had a narrow escape in their season-finale with Vanderbilt at Jefferson Hall, leading most of the game before Vandy pulled out a 28-26 decision at the end.

Stars from the great football teams of the late 1920s and early 1930s, Bobby Dodd, Buddy Hackman, Beattie Feathers and Hugh Faust were among the grid standouts who doubled as cagers in the winter. But the teams remained rather ordinary, for the most part, and when the Southeastern Conference was formed in 1933, the UT program was no better than middle-of-the-pack in this new league.



## Clevenger Leads Vols to First Winning Season and an Undefeated Campaign

World War I didn't give college students much to cheer about, as all collegiate sports on the University of Tennessee campus came to a halt - all of them except basketball. Many college athletes left the athletic scene to turn their focus on fighting for the United States. During that same time, Tennessee basketball produced some of its finest years as a young program in search of success.

After struggling through the pioneer years of Tennessee basketball, the Vols finally broke through during the 1913-14 season, finishing with a 15-2 record under coach Zora G. Clevenger. The Vols cruised past several area colleges, including Maryville, Carson-Newman and Chattanooga, as well as future conference foe Alabama. Two YMCA teams were on the schedule, and even a Feb. 3 contest with Knoxville High School created interest. The game, however, was less than a showdown as the Vols crushed KHS 52-18.

The only losses of the 1913-14 season were consecutive setbacks to Kentucky on back-to-back days. In the middle of a road trip in which Tennessee played six games in six days, Kentucky defeated the Vols by scores of 20-14 and 20-18. Still, the Volunteer basketball program was enjoying its first taste of success.

The following season was another respectable campaign for Tennessee, as Clevenger's troops went 9-2 on the season. Over one-third of the schedule was spent playing the Vols' new rival, Kentucky. The Vols split a four-game series with Kentucky, winning both games in Knoxville while losing both in Lexington.

Perhaps the pinnacle of the early years of Tennessee basketball came during the 1915-16 season, Clevenger's final season as the Vols' coach. But it was one to remember, as the nine players on the squad put Tennessee basketball on the map. UT finished the season with a perfect 12-0 record and was recognized as the best team in the South. It still stands as Tennessee's only basketball season without a loss.

During the perfect season, the Vols won by an average of more than 15 points per game. They capped off the year with a five-day, five-game road trip through Kentucky. The trip was started with a 63-33 victory over Cumberland College, the Vols' largest margin of victory, and finished with a two-point win over Transylvania, UT's smallest margin of victory. The road trip included a 28-17 win over Kentucky, the only meeting between the schools that season.

In a three-season span, Tennessee produced a 36-4 record. All four losses came at the hands of basketball powerhouse Kentucky. Other than the men in blue, the Vols swept through the rest of the South. Those three seasons were just what the Vols needed to jump-start memorable years to come for Tennessee basketball.

## 1930s:

### First All-American Brings First SEC Crown

A number of events took place in the mid-1930s that combined to move Tennessee into the front ranks of college basketball. First, Neyland took a year's leave from UT to rejoin the Army for duty in Panama. That moved Britton into the head football coaching position for the season of 1935 and prompted the school, for the first time, to hire a full-time basketball coach in Blair Gullion (pronounced: GULL-yin), a former Purdue player. When Gullion reported for preseason practice in the fall of 1935, he was greeted by perhaps the three best players ever to adorn a Volunteers roster at the same time: senior center Harry Anderson, junior forward Floyd "Biggy" Marshall and junior guard Gene Johnson.

Responding positively to the new coach's strict discipline and emphasis on the basics, the 1935-36 Vols posted a 12-6 regular-season record that included the Vols' first-ever win over an Adolph Rupp-coached Kentucky team. Here another happenstance entered into the picture. UT was now playing its home games at the Alumni Memorial Gymnasium just north of the football stadium, Jefferson Hall having burned down a couple of years earlier. By good fortune the SEC postseason championship tournament was held at Alumni Gym in March of 1936, giving Gullion's troops the home floor advantage to go along with their considerable playing skills. The time had arrived for the basketball Vols to step forward.

They did. After blowing past Auburn in the first test, the Vols ousted pre-tourney favorite Kentucky in the semi-finals, 39-28, the same score by which they had beaten the Wildcats in regular-season play. In the championship game with Alabama, they fell behind badly with just two minutes left in the first half, trailing by the rather embarrassing score of 13-4. This was the last season that college basketball was played under the old center-jump rule, and it was the agile Anderson's ability at win-

ning the tip that enabled the Vols to rally. With the captain controlling the tip on every possession, the Vols reeled off seven straight points to cut the halftime lead to 13-11. Tennessee then took command in the second half to win 29-25 and bring the school its first SEC championship; in no other season and in no other sport had Tennessee won an SEC title until March 2, 1936.

The triumph established basketball as a major sport on campus. Anderson became UT's first All American and he, Marshall and Johnson were elevated to hero status formerly reserved for football stars. All over Knoxville backyard baskets sprang up, and for the first time Dr. Naismith's crazy game had become a local craze.

But the man who had put UT on the college cage map didn't stay around to build on his success. After three seasons at the Vol helm, Gullion abruptly resigned a few weeks before the 1938-39 season to take a similar position at Cornell. He was succeeded by a proven veteran who had previously enjoyed successful tenures at Kentucky and Miami of Ohio, John Mauer.

### Anderson is UT's First All-American

When Harry Anderson walked out of Alumni Gym on March 2, 1936, he left the building a winner. Wearing an orange jersey with "Vols" scripted across his chest for the last time, Anderson had just led Tennessee to its first SEC championship.

While Anderson played before Tennessee's modern records, he remains one of the greatest players ever to suit up for Tennessee. And he was Tennessee's first All-American honoree.

Anderson, who was a 6-foot-3 center, was joined by teammates Floyd "Biggy" Marshall and Gene Johnson as perhaps the best trio of UT basketball players to ever hit the hardwood in one season. Although Anderson's size was short compared to today's standards for big men, Anderson could dominate a game due to his outstanding leaping ability. His bread and butter, though, was his uncanny pursuit of jump balls at mid-court.

"No one who played in the SEC in our time had as much leaping ability as Harry," Marshall once said of his former teammate.

During Anderson's playing days, each time a team scored a basket, the ball was reset at half court and a jump ball was conducted. Anderson's control of jump balls was the key to UT's run through the 1936 SEC Tournament.

The Vols had beaten Auburn and Kentucky to get to the finals against Alabama. Tennessee trailed 13-4 with two minutes remaining in the first half before Anderson brought the Vols back into the game. He controlled every tip for the remainder of the half, allowing UT to cut the deficit to 13-11. The Vols went on to win the game 29-25 and claim their first SEC championship in any sport.

Anderson's dominating performance in the SEC Championship and his regular-season success opened eyes and earned him a spot on the Converse All-American team. It was the first time a UT basketball player had earned such an honor.

Also a track star, Anderson was inducted into the Tennessee Sports Hall of Fame in 1999.

## 1940s:

### Mauer Leads Vols to Two SEC Titles

The momentum that Gullion had established didn't miss a beat under Mauer. The new coach found the nucleus of a future championship team already on hand in sophomore guard Gilbert Huffman, sophomore center Frank Thomas and freshman forward Bernie Mehen. Two seasons later that trio led the Vols to the 1941 SEC championship with a 36-33 win over top-seeded Kentucky in the finals of the conference tourney at Louisville, Ky. Mehen, called "Houdini" because of his ball-handling wizardry, became the school's second All-American and Huffman the third.

Mauer then chalked up a second SEC title two years later, when his 1942-43 team, led by center Dick Mehen, Bernie's younger brother, handed Kentucky another stunning upset loss in the tourney finals at Louisville, 33-30, with Dick Mehen scoring 18 points.

The Mauer years were a time of plenty for UT basketball. In addition to the two conference titles, the big, jovial coach authored one of the great Vol cage victories of all time when his '41-42 team put an end to then-No. 1-ranked Long Island University's 23-game win streak, 36-33, in the Sugar Bowl Tournament. When he left to take the Army coaching job after the 1946-47 season, Mauer departed with an eight-season record of 127 wins and only 41 losses for a .756 winning percentage, highest ever by a Vol coach.

Emmett Lowery, another former Purdue star, succeeded Mauer in 1947 and brought a new dimension to Tennessee basketball. An acknowledged master of the fast-break offense, Lowery soon had the Vols racing up and down the floor at full steam. Led by a holdover standout from the Mauer regime, forward Paul (Lefty) Walther, the new coach's first two Vol teams posted records of 20-5 and 19-7 and drew capacity crowds at Alumni Gym with their entertaining style of play. Walther, who had joined the growing list of All-Americans, was part clown at heart, and his pre-game passing and dribbling antics often brought down the house.

## Alumni Gymnasium Gives Vols The Best Homecourt In The Region

It was Dec. 17, 1932, and the season-opener was minutes away. Fans walked through the five arched doorways decorated with streetlights and tiny windows above. Inside, protected from the cold, nearly 400 spectators occupied the 3,200 wooden seats, most of which were lofted in the balcony more than 10 feet above the floor.

Although the crowd was somewhat small for Tennessee's first basketball game at the new Alumni Memorial Gymnasium, the Vols didn't hesitate to put on a show, pounding Lincoln Memorial University 41-18. The victory was the first of many at the new gym on The Hill, rated the best facility in the South in 1932.

Located on the south side of The Hill adjacent to the football field, Alumni Gym was built in 1931 to be the new basketball home of the Vols. UT alumni had wanted to build a memorial to those graduates who had lost their lives in World War I and the Spanish-American War. Thus, Alumni Memorial Auditorium-Gymnasium was built to take the place of Jefferson Hall as the campus' primary multi-purpose facility. Along with basketball, the gym was used for indoor physical education and auditorium events since the three-story facility was one of the largest buildings on campus at the time.

The interior of the facility fit the mold of a 1930s basketball gym. The basketball court was the centerpiece surrounded by three walls of seats and a stage serving as the fourth wall. A handful of rows were tucked below the balcony to provide courtside seating, while the majority of the seats were located on the steep overhang above the floor. The stage, however, provided the opportunity to use the facility as an auditorium with a seating capacity of 3,800. Surrounding the gym were wings used for physical education. Each wing contained an auxiliary gymnasium suitable for handball and other intramural sports. But it's the basketball memories that keep the gym alive today.

## 1950s: Stars Widseth and Tormohlen Set Scoring and Rebounding Records

The Emmett Lowery era reached an early peak in January 1950 when his third Vol team put an end to Kentucky's five-year, 67-game winning streak within the Southeastern Conference, 66-53. Captain Art Burris outdueled his opposite center, the Wildcats' seven-foot Bill Spivey, with a 28-point performance as the Vols led from buzzer to buzzer. After the game, the overflow crowd stormed onto the court to lift Burris and the other Vol players for a victory ride to the dressing room in one of the wildest scenes UT basketball has ever produced.

The gentlemanly Lowery stayed on for 12 seasons, fashioning a solid winning record of 169-110 and developing such headline players as scoring champion Carl Widseth and his mid-1950s sidekick Ed Wiener, Herman Thompson, big Gene Tormohlen, the Vols' all-time rebound leader, and Dalen Showalter. His successor, longtime assistant John Sines, fared less well, and after his third season, 1961-62, ended in a 4-19 disaster, UT basketball underwent a historic coaching change.

### Tormohlen: Chairman of the Boards

One thing about Tennessee basketball in the 1950s was that if a shot went up and didn't go in, Gene Tormohlen was almost a sure bet to bring down the rock. Grabbing a school-record 1,113 career rebounds will make you "Chairman of the Boards."

"Bumper," as he was referred to due to his physical play, was a master at rebounding. He helped turn rebounding into an art form during his college playing days. And although the post play was as physical as it gets, Tormohlen says it was his finesse that helped him own the boards.

"Rebounding is hard work," said Tormohlen, who is considered Tennessee's first accomplished big man. "There are certain ingredients you look for in rebounding, but the key is to go after every rebound as if it were

yours."

From 1956-59, the 6-foot-8 Tormohlen owned the middle of the paint for the Vols. His art of rebounding became a trademark of sorts, making him a regular vacuum cleaner around the rim, as well as a two-time All-SEC performer. But what may be most impressive about his longstanding rebounding records at Tennessee is that Tormohlen accomplished all his feats in a three-year career with the Vols. In his playing days, freshmen were limited to the freshman squad and only upperclassmen were welcome on the varsity.

Still, only three years of playing time didn't limit Tormohlen's potential or achievements. During the 1957-58 season, Tormohlen's junior year, he pulled down 384 boards for the season, a Tennessee record. His 372 rebounds his senior season ranks second on the school list. His name is on the list one more time for his sophomore campaign, when he grabbed 357, good enough for fourth. Sixteen times during his career he had at least 22 rebounds in a game. One time, while playing with a cut that required eight stitches on a shooting-hand finger, he scored 15 points and gathered 17 rebounds.

"I'm proud of the fact that I hold some of those rebounding records," Tormohlen said. "But I'll be honest, we didn't make many shots."

No matter how many shots Tennessee missed, "Bumper" was reliable enough to clean up the garbage under the rim. Tormohlen, who is a member of the Indiana Basketball Hall of Fame for having led tiny Holland High School to its first sectional championship as a sophomore in 1953.

He amazingly averaged 16.9 rebounds in his career with the Vols, another rebounding record. On the season average list, Tormohlen's senior year saw him grab an average of 17.7 boards per game for a UT record. He also earned Converse All-America honors that year for his accomplishments on the hardwood. His junior year he averaged 16.7, and his sophomore year he averaged 16.2 to sweep the top three spots on the season rebounding average list.

One rebounding record that Tormohlen does not hold at Tennessee is most rebounds in a single game. Herb Neff holds that honor for having grabbed 36 against Georgia Tech in 1952. However, Tormohlen ranks second with 31, third with 28 and fourth with 27. His name appears 16 times among the top-23 performances on the list.

"Rebounding is one thing in basketball that you can go after and it's not a selfish thing," he said. "It's hard work that benefits the team. We all played rough, but I always felt I could play against anybody."

Former Knoxville Journal writer Ben Byrd perhaps paid best tribute to Tormohlen in 1959 when he penned: "There will be others just as big, maybe bigger. Some will shoot better, some will play defense better, some run more gracefully. But when there is elbow-flying, rib-thumping, eyeball-scratching action under the boards, you can lay long odds that there won't be another like Gene Tormohlen. Not for a long, long time."

Following his successful career at Tennessee, the Holland, Ind., native was a second-round selection of the Syracuse Nationals in the 1959 NBA Draft. He went on to a nine-year professional career that included a six-year stint with the NBA's St. Louis and Atlanta Hawks.

After his playing career was over, he moved to the bench where he was an NBA assistant coach for 12 years. Twice he served as an interim head coach in the NBA. After his time coaching, Tormohlen also served as a collegiate scout for several years.



**Gene Tormohlen** (pronounced: tohr-MO-in) still ranks as the greatest rebounder in Tennessee basketball history.

## 1960s:

### Enter Ray Mears; Vols Become SEC Champions

The new man's name was Ray Mears. A Miami (Ohio) graduate, he was fresh off winning the NCAA small college championship at Wittenberg University. His style featured a deliberate offense, a zone defense, a heavy dose of discipline for his players and a bagful of sideshow tricks for the paying customers. He introduced the practice of a pep band blaring out at the court level, and his players executed fancy pregame drills and, later on, even had one of his athletes riding around the court on a unicycle to help get the home crowd excited.

Behind that carnival-show exterior was a shrewd tactician and strategist. Mears' teams played basketball in much the way Gen. Robert R. Neyland's teams had played football. They didn't beat themselves.

The new coach was fortunate in inheriting a rich stockpile of good young talent from the Sines era, most notably sophomore forward A.W. Davis and junior point guard Danny Schultz. Although both would have flourished as high scorers in a higher-powered system of offense, Davis and Schultz gladly accepted the deliberate pace of the new coach's game and led the way to a quick resurgence in Tennessee basketball fortunes. The 1962-63 team posted a 13-11 worksheet, which included a pair of upset wins over mighty Kentucky, and the 1963-64 team climbed to 16-8. In Mears' third season, when Davis was the captain and heartbeat of the team, the Vols reached the 20-win level for the first time in 17 years and finished second in the Southeastern Conference race. The 1966 Vols provided a harbinger of things to come by closing out the season with a 69-62 victory over Kentucky, which came to Knoxville with a 23-0 mark.

UT basketball had been moved into a new home, the Armory-Fieldhouse, in 1959, but the interest stirred by Mears's success soon rendered the 7,500-seat facility obsolete. Thanks to a generous gift by industrialist William B. Stokely, Jr., the old fieldhouse was remodeled and enlarged into a 12,700-seat arena, Stokely Center. The timing was perfect. The Vols were about to unveil their first SEC championship team in 24 years.

The 1966-67 team was short on experience and depth as it set out on what promised to be an uphill journey. But somehow the chemistry turned out just right for a lineup composed of senior Ron Widby and junior Tom Hendrix at forwards, junior Tom Boerwinkle at center and sophomores Billy Justus and Billy Hann in the backcourt. The two guards had never played a minute of varsity action, and Boerwinkle, UT's first seven-footer, had played very sparingly. But the Fearless Five, as they came to be known, overturned the odds with three magnificent road wins against the other contenders.

First they knocked off Florida, the eventual runner-up, with an almost perfectly played game at Gainesville, 66-53. Then they outlasted Kentucky, 52-50, in a tense overtime duel at Lexington. But those two were just warmups for the stormy season-finale at Mississippi State.

The Vols had to win that game to take the SEC title, and they couldn't have picked a tougher foe. With Tennessee's Widby and State's David Williams swapping dead-eye jumpers from the perimeter, the two teams wound up all even at 64-64 after regulation time. A cautious first overtime ended 66-66. After Justus missed a pair of free throws with four seconds left, the second overtime also wound up in a tie. But in the third extra period, with players and fans alike near exhaustion, Justus got one last chance. With the count tied at 76, he once again went to the stripe with four seconds remaining. This time he made them both, and the Vols held on to win what many longtime observers believe was the greatest game in UT basketball history.

That not only earned the Vols the SEC crown; it also won them the school's first-ever berth in the NCAA Tournament. This time, the cat jumped the other way. In another tense battle at Evanston, Ill., the Fearless Five was ousted in its first test by Dayton, 53-52, as Widby's last-second shot caromed off the rim.

### Vols Celebrate First Season in Stokely with SEC Championship

The first Tennessee basketball game in the Armory-Fieldhouse was nothing but a glimpse of the future. The 72-71 victory over Wyoming gave the idea that basketball in the new arena would be a successful era. And the temporary wall that stood on the east side of the arena was a hint that expansion was on the way.

To kick off the 1958-59 season, the University of Tennessee had erected a new facility for basketball. Replacing Alumni Gym was a difficult thing to do, but the state-of-the-art arena would quickly remind

the team and fans that the new facility was worth the \$1.5 million.

Equipped with huge steel trusses that lined the walls and roof, the gigantic new arena could seat 7,000 people in its opening years. The west end of the arena had two levels of permanent seats while temporary bleachers lined the baselines. On the east end, more temporary bleachers rose from the floor to the temporary wall. Along each baseline was a row of folding chairs, primarily for the teams to sit. Other than basketball, the Armory-Fieldhouse was home to supply rooms for Army and Air Force ROTC, offices and classrooms.

The temporary wall was the key to the Armory-Fieldhouse. In 1965, a \$500,000 gift from William B. Stokely Jr. jump-started a \$3 million expansion on the facility - an expansion that had been designed in the original blueprints of the facility. By the 1966-67 season, the Armory-Fieldhouse was doubled in size and seating capacity rose to 12,700 just in time for the SEC championship season. Stokely had died before the completion of the expansion project, and the Armory-Fieldhouse became William B. Stokely Athletics Center.

Stokely Athletics Center was a special home to Tennessee basketball. It housed more fans than ever before. It featured a newly designed Tartan rubber playing surface after the expansion to the arena. But more importantly, it featured great teams. Tennessee teams were extremely successful in the arena, compiling a 321-69 record at Stokely and winning four SEC championships.

Stokely was vacated during the winter of 2012-13, as the university has plans to raze the facility and repurpose the land it occupies.

### Ray Mears Brings Showmanship And Championships

Ray Mears was hired as head basketball coach in 1962 after he had just won the NCAA small college championship the previous year as coach at Wittenberg University. But this was Division I, and Mears was brought in to revitalize a struggling Tennessee basketball program. The Vols were coming off back-to-back losing seasons and were caught in a decade and a half of finishing no higher than fourth in the SEC.

All that changed when Mears took over. His first year saw the Vols finish with a 13-11 record, including a season sweep over archrival Kentucky. In fact, Adolph Rupp's Kentucky teams grew to be Mears' top foe, despite the fact that Mears and Rupp were friends away from the court.

"Beating Adolph Rupp was my favorite," Mears admitted. "We ended up tying Kentucky, but seven of them were against Joe Hall so I can't claim I beat Rupp every time. We had the best record against Kentucky and the best record against Rupp."

In Mears' second season at Tennessee, the Vols were 16-8 and finished second in the conference. Then there was a 20-5 year, an 18-8 year, a 21-7 SEC title year and so on. Mears had sent a breath of fresh air through the Tennessee basketball program.

Not only did the legendary coach bring success to the hardwood, he brought entertainment to the fans. Mears instructed the pep band to play in the stands of Stokely Athletics Center during games - a first for its time. With the pep band blasting traditional fight songs, Mears' squad would perform dazzling tricks during pre-game warm-ups. From fancy passes to mind-boggling dribbling skills, the Vols looked more like the Harlem Globetrotters as they prepared for their opponent. It's said Mears even went to the extent of having one of his players ride around the court on a unicycle to fire up a sleepy crowd at Stokely.

"We brought the pep band and marched the band around the floor and all that kind of stuff," Mears said. "We had a guy that juggled basketballs and we had warm-up drills. We did a lot of things like that. We were trying to get people interested in basketball. I tried to get the crowd excited. We got people coming at 7:00 for a 7:30 game."

People flocked to campus to see the newest attraction - the Tennessee basketball team. But they also enjoyed the side antics as well. Record numbers came to Stokely Athletics Center, eventually forcing the expansion of the facility in 1966 to twice its original size.

On the sidelines, Mears was a basketball mastermind. His slow, deliberate offense gelled with his zone defense. His strict and disciplined basketball style carried the Vols to an SEC championship in the 1966-67 season and the school's first NCAA Tournament appearance.

Success was common during the Mears era. During his 15 years (1963-77) as head coach of the Vols, Mears collected 278 wins against 112 losses for a .713 winning percentage. Tennessee won three conference titles under Mears - 1966-67, 1971-72 and 1976-77. And during his tenure, only twice did UT finish lower than third in the SEC. He was hired to turn the program around. He did his job and then some.

Ray Mears took Tennessee basketball to a level it had never been before

OUTLOOK

PLAYERS

STAFF

REVIEW

RESULTS

RECORDS

HONORS

POSTSEASON

VOLMANAC

MEDIA INFO





Tennessee handed top-ranked Kentucky its first loss of the 1965-66 season, topping "Rupp's Runts" 69-62 on March 5, 1966, in Knoxville.

fore. His actions on the court made him a legendary coach. His knack for entertainment made him legendary with the fans. Both make Mears a legendary man.

On March 1, 2006, a banner with Mears' name on it was unveiled in the rafters over the student section of Thompson-Boling Arena.

Ray Mears passed away on June 11, 2007.

### Texas Western Wasn't the First to Challenge Rupp's Runts

On the evening of March 5, 1966, the Tennessee Volunteers had nothing to do but finish a decent basketball season. The Vols were 17-8 and 9-6 in the SEC heading into their final game of the season, and the NCAA Tournament only took conference champions at the time. On the other side of the court, the No. 1-ranked Kentucky Wildcats were planning their run at a national championship. They had played 23 games and won every one of them.

Labeled Rupp's Runts, coach Adolph Rupp's squad was loaded with talent but short on size. The tallest players on the team, center Thad Jaracz and guard Tommy Kron stood at 6-foot-5. Forwards Larry Conley and Pat Riley stood 6-4, and the other guard, Louie Dampier, was 6-0.

Probabilities said the Vols were going to get whipped by the 'Cats. A week earlier, Tennessee had gotten beat in Lexington by top-ranked Kentucky, 78-64. But this time, probabilities were wrong. UT captains Larry McIntosh and Howard Bayne helped push the overmatched Vols past Kentucky 69-62 to give the Wildcats their first loss of the season.

Tennessee closed the season at 18-8 and finished tied for third in the SEC. Kentucky, however, went all the way to the NCAA finals where they faced Texas Western (now UTEP). In one of the most memorable and influential finals in NCAA history, Texas Western shocked the Wildcats with a 72-65 upset to win the NCAA championship. Texas Western became the first school to win the title with five black starters when they beat an all-white Kentucky team, which paved the way for cultural diversity in college basketball.

An unbeatable Kentucky team rolled into Knoxville in 1966 but left with a loss. The win for UT paved the way for a successful 1966-67 campaign in which the Vols won the SEC.

## 1970s:

### Success Continues Under Mears; Grunfeld/King Combo Propels Vols

Consistent excellence was the trademark of the program under Mears. Twenty-win seasons became the rule rather than the exception, and the Vols became contenders in the SEC title race on a yearly basis. It took Mears five seasons to win his second conference title, and that one had a rather sour taste to it.

The 1971-72 team, built around the sharp shooting of guard Mike Edwards and 6-11 center Len Kosmalksi, came into the season-ending game with Kentucky at Stokely Center one game ahead of Rupp's Wildcats. With five seconds left in a hard-fought battle, UK held a 67-66 lead. But Tennessee got one last chance when Edwards was fouled as he started into his shooting mode. Referee Bobby Hartsfield called it a non-shooting foul, and the usually unflappable guard missed the free throw. Kentucky rebounded to gain a tie for the title, and because they had swept the season's series with Tennessee, the Wildcats also won the SEC's berth in the NCAA Tournament. The Vols were so downcast by the loss that they voted not to accept a bid to the NIT, where they had reached the semifinals in 1969 and 1971.

The 1971-72 season also marked a new chapter in Volunteer cage history when Larry Robinson, a 6-5 high-post player out of Ferrum (Va.) Junior College became the school's first black player. A tireless worker and the ultimate team player, Robinson made a big hit with the fans and teammates alike, and as evidence of the respect they felt for him, his mates elected him captain of the 1972-73 team despite the fact that he had played only one season of varsity basketball with them.

Mears had stuck with his deliberate offense through his first decade at UT, but the appearance of two remarkable offensive performers in the mid-1970s prompted him to speed up his attack. Assistant coach Stu Aberdeen, who had strong recruiting contacts in the New York City area, hit the jackpot two years in succession when he signed Ernie Grunfeld of Forest Hills in 1973 and Bernard King of Brooklyn in 1974. Never before or since has UT basketball boasted two such enormous talents on the same team.

Grunfeld, a 6-6 wing who could move into the post when needed, broke Widseth's all-time Volunteers scoring record during his four-year career with 2,249 points, for an average of 22.3 per game. King, a brilliant post player, who played only three seasons before turning to the professional ranks, posted a new career average record of 25.8 points per game. Known as the "Ernie and Bernie Show," the two great players led the Vols to a record of 61-20 during their three seasons together, 1974-75, 1975-76 and 1976-77. During that run, the Volunteers made two NCAA Tournament appearances and won one SEC championship in 1977. Wherever they played they drew standing-room-only crowds; *Sports Illustrated* even featured them on its cover ("Double Trouble from Tennessee"), and for the first time in its cage history, Tennessee had become a household word in the world of college basketball.

The one thing that even King and Grunfeld couldn't do was to bring their coach an NCAA Tournament victory. In 1976 the Vols fell out in first-round play at Charlotte, losing to darkhorse VMI in a game that King had to sit out because of a hand injury suffered in practice a few days earlier. And then, in the biggest disappointment of all, the 1977 team went down in overtime to the Orangemen from Syracuse University (93-88) in a game played in Baton Rouge, La., as both King and Grunfeld fouled out during second-half action.

Mears soon followed his two great stars in farewell. A longtime sufferer from depression, the Vols coach could not answer the bell for the 1977-78 season, and assistant coach Cliff Wittig led the team through a tough rebuilding phase that produced the school's first losing campaign in 16 years. When it became clear that Mears could not return to his post, UT hired a new head coach, Don DeVoe, in the spring of 1978.

Mears left an enviable record behind him. In 15 seasons, his teams had won 278 games against only 112 losses for a .713 winning percentage, had captured three SEC championships and had played old rival Kentucky to a dead heat with 15 wins in 30 meetings. His acts of psychological warfare, such as the long walks at Nashville that brought the Vanderbilt crowds to a boil, had won him more than his share of detractors, but underneath all the boos, there was a grudging respect for one of the best coaches of his time.

### John Ward and The Vol Network

John Ward sat atop Mississippi State Gymnasium on March 8, 1967, peering down on the Vols as time expired on the clock. Mississippi State



had just taken Tennessee into overtime in the season-finales for both teams. The Vols were in a battle in Starkville, Miss., but they were in a three-way war for the SEC championship, along with Florida and Vanderbilt.

Ward, thanks to the Vols playing in the Central Time Zone, already knew both Florida and Vanderbilt had finished at 14-4. Should the Vols win, they would finish at 15-3 and win their first SEC title in more than 20 years. And it all came down to overtime. Then a second overtime. Then a third.

By then, Ward's voice was getting rougher and rougher. He, along with color analyst Lowell Blanchard, were located high atop the gym to get a bird's eye view of the game.

"When I do broadcasts, I prefer to be working upstairs because I can see the game unfold better," Ward said. "We were upstairs near the top of the gym and against the wall. Well, with a window behind us, a draft kept blowing onto my neck and it was cold. By the second overtime, I just looked at Lowell - just a wonderful man - and said, 'I can't finish the game.'"

Ward's throat was getting tight due to the cold air on his neck and he was losing his voice. Quick to aid Ward, Blanchard retrieved a towel from the Tennessee bench at courtside and Ward wrapped it around his neck. The treatment warmed and opened Ward's throat, and he was able to finish broadcasting the Vols' 78-76 triple-overtime win over the Bulldogs. A 1967 SEC Championship and Tennessee's first trip to the NCAA Tournament came courtesy of the win.

Of course, the towel became a trademark of Ward's during his 35-year run as "Voice of the Vols." But according to Ward, it was always used for medical purposes.

"I always wore it to protect my voice and throat," he insisted after he recalled his most memorable UT basketball game. "Never was it intended to be a trademark."

There are other games that stick out in Ward's mind - especially the Kentucky games. Games like the one in 1976 when Tennessee rallied from 14 points down to beat the Wildcats in overtime in Memorial Coliseum. Or the game that very next year when Tennessee beat Kentucky in its first trip to the new Rupp Arena. Then there's Tennessee's 1979 SEC Championship.

"Tennessee won the SEC championship in '79 and they beat who? Kentucky," Ward said. "You've got to understand, Kentucky didn't lose back then. They just didn't."

For those fans not able to attend the games in person, they depended on Ward to paint the picture over radio broadcasts. He never failed.

"Prior to around 1980, there were no TV games," Ward said. "So obviously, radio broadcasts became the dominant medium to follow those games."

Through the late 1950s and early 1960s, UT basketball games were not heard over the radio on a regular basis. Only big games, like Kentucky and Vanderbilt, made the airwaves. But in 1966, athletics director Bob Woodruff, with the assistance of Bill Petty, Ward and basketball coach Ray Mears, began the groundwork for a Vol Basketball Network. The Vol Network already covered football games, and now it was time for basketball coverage.

The 1966-67 season was the first full season of basketball broadcasts for Ward and the Vol Network, and it could be heard on one station. But thanks to the marketing mindset of Mears and the successful teams he put on the floor, Tennessee basketball was exploding in popularity.

"Nothing defined the ascendancy of basketball on the UT scene more clearly than the game's identity with John Ward's broadcasting style," said Haywood Harris, UT's long-time sports information director. "The presence of Ward at UT games was as much a part of the basketball presentation as Mears' pre-game warm-ups and Roger Peltz' unicycle act."

In the following years, Ward began to work more closely with the network, and the program increased the number of stations that carried the broadcasts to around 15 throughout the state.

The unique aspect of the Vol Network was that small, community-based radio stations carried the broadcasts. Instead of relying on larger radio stations in Nashville to broadcast the games to larger areas, the Vol Network targeted the small stations in Tennessee and created a down-home atmosphere for listeners.

"My primary goal was to involve the local stations throughout the state," Ward said. "Our philosophy was that it's not the number of stations but amount of coverage in the state. We wanted to touch every county in Tennessee."

The Vol Network came pretty close to doing that. By choosing to reach the small-town audiences through smaller stations, the network

expanded and eventually had more than 50 stations carrying the sports broadcasts. Now, the Vol Network is one of the largest radio networks in the nation with affiliates in four surrounding states. The Vol Network also can be heard in 28 states after dark and worldwide on the Internet. Bob Kesling inherited the title "Voice of the Vols" in 1999 and currently pairs with former Vol basketball player Bert Bertelkamp to bring Tennessee basketball to life on the radio.

"To grow from one station to more than 50 stations was a great accomplishment," said Ward, who retired after the 1998-99 basketball season. "But the key to that was the sponsors, not me. I was only a broadcaster."

John Ward was never only a broadcaster. He was music to Vol fans' ears.

## Dec. 15, 1973: UT, Temple Combine for 17 Points

It was Dec. 15, and it was the championship game of the 1973 Volunteer Classic at Stokely Athletics Center. Tennessee's high-powered offense was looking to dispose quickly of Temple to win yet another Classic title on its own floor.



Tennessee put points on the board at will. They scored 80 points in a season-opening victory in 1973 over North Texas State and 85 in a loss to Marquette. But in the two games leading up to the clash with Temple, the Vols had scored 117 and 96 points, respectively. Needless to say, fans were expecting a show.

If anything, a show was not what the fans got. Temple coach Don Casey had instructed his squad to merely pass the ball back and forth to keep the rock away from the Vols. That's exactly what they did. And with Mears' strict discipline, Tennessee wasn't about to stray from their traditional zone defense. Neither team would budge. But the fans did. They booed and complained throughout the chess match between the Vols and Owls.

When the buzzer sounded, the crowd had something to cheer about. Tennessee came away victorious 11-6. That's right, 11-6. Temple had effectively taken the ball out of Tennessee's hands, yet the Vols also had proven a point that they were sticking to their game plan.

Throughout the rest of the season, Tennessee was content at scoring in the 60s, 70s and 80s, even topping the 100-point mark against LSU to finish 17-9. But the UT-Temple fiasco will live in the record books forever. The game holds the NCAA record for fewest points scored by both teams - something that may never be broken with today's fast-paced game. The NCAA record for fewest points allowed since 1938 also goes to Tennessee (tie) for holding the Owls to a mere six points.

## 1980s: Vols Enjoy NCAA Success; Thompson-Boling Arena Opens

Just as Mears had done a decade and a half earlier, Don DeVoe put his stamp on Tennessee basketball in quick order. Inheriting a team built around All-America Reggie Johnson in the post and Terry Crosby and freshman Gary Carter at the wings, the 37-year-old former Ohio State player soon put whatever doubts there may have been about his appointment to rest. In that first season of 1978-79, DeVoe achieved a number of "firsts" for a Tennessee cage coach.

That first DeVoe team posted an overall record of 21-12 and a regular-season SEC mark of 12-6, good for the runner-up spot. That happened to be the season when the postseason conference tournament was revived after a 27-year hiatus, and when the Vols beat Kentucky 75-69 in the finals, it was the first conference tourney title for Tennessee since 1943. And since his team had swept the Wildcats in regular-season play, DeVoe became the first Vol skipper ever to beat the Wildcats three times in one campaign. The tourney championship also put the team in the NCAA playoffs, and when the Vols dusted off Eastern Kentucky 97-81 in the first round of play in Murfreesboro, Tenn., he became the first UT coach ever to record an NCAA Tournament victory. The Vols then lost in the second round to Notre Dame, but it had been a storied maiden season for the tall man from the Buckeye state.

The good times rolled on. With such standout performers as Carter, Howard Wood and All-American forward Dale Ellis leading the attack, DeVoe's first five teams all participated in NCAA tourney play, all of them winning first-round games before being later eliminated. The 1981 team advanced to the NCAA Tournament's Sweet Sixteen before being eliminated 62-48 by Virginia and college player of the year Ralph Sampson. The best of the lot, 1981-82, won the school's seventh SEC title and posted a 20-10 record. That team fell just shy of upsetting powerful Virginia, led by Sampson, in an NCAA second-round game at Indianapolis, Ind., losing 54-51.

The 1983-84 team went 21-14 overall and went three rounds deep into NIT tournament play, and the 1984-85 team went 22-15 and reached the NIT's semifinals before losing to Indiana at Madison Square Garden. But after seven post-season tourney appearances in as many seasons, the DeVoe program suddenly made a sharp downward turn with two consecutive losing seasons in 1985-86 and 1986-87. But there were still bright spots. Guard Tony White scored 51 points in a game against Auburn in 1987, bettering by one point an old school single-game scoring record set by Ron Widby against LSU 20 years earlier.

The 1987-88 team turned things around with a 16-13 record and an NIT appearance, and when the 1988-89 team went 19-11 to get the Volunteers back into the NCAA playoffs, the program seemed to be moving in the right direction. But an 84-68 loss to West Virginia at Greensboro, N.C., in the first round of play sealed DeVoe's doom. After an 11-year tenure that had produced a 204-137 record, one SEC championship, one SEC tourney title, six NCAA playoff appearances and three trips to the NIT, DeVoe resigned.

In a way, DeVoe was a victim of his own accomplishments. The rousing successes of his early years, combined with Mears' long run, had raised expectations among Tennessee basketball fans. Overflow crowds at Stokely Center had sparked a drive for a new facility, and in the 1987-88 season the Vols moved into one of the most palatial college basketball homes in the country. The \$30 million, 24,535-seat Thompson-Boling Arena and Assembly Center. It was named after philanthropist B. Ray Thompson and then-UT president Ed Boling, and it signaled the school's commitment to competitive excellence.

### Vols Open New Arena on River

No one ever thought the Tennessee Volunteers would outgrow Stokely Athletics Center. The 12,700-seat arena was gigantic compared to the previous basketball arenas that the Vols called home. But with a winning basketball team and loads of excitement surrounding the program, a new basketball arena was inevitable.

Work began to raise money for a new and larger basketball facility. There was one goal for the new arena - make it larger than any arena in the SEC. In the early 1980s, Kentucky's Rupp Arena was tops in the SEC with its 23,000 seats. The big question was if an arena of that size would be large enough for the Vols. The demand for Tennessee basketball tickets was outrageous, and school officials were concerned.

The spark for the fire was an anonymous gift of \$5 million. That was followed by \$5 million in private UT donations, a \$7 million pledge from the state of Tennessee, \$10 million from Knox County and \$3 million in ticket and parking revenue. The ball was officially rolling.

Everything, however, came to a screeching halt after work on the arena had already begun. The Kansas contractor, who had obtained the contract with a bid of \$23 million, pulled out after multiple delays had pushed the completion date back several times. A Nashville contractor took over the responsibilities, and the new 24,535-seat arena was completed for the 1987-88 season.

It was discovered that B. Ray Thompson was the man responsible for the original donation for construction, and he was convinced to have his name attached to the new arena. However, the only way he would comply was if then-UT President Edward J. Boling's name was attached also. So, on Sept. 25, 1987, the new basketball facility was officially named the Thompson-Boling Assembly Center and Arena.

The largest on-campus basketball-only facility in the nation, Thompson-Boling Arena opened its doors to the Vols in good fashion when Tennessee beat Marquette 82-56 before 25,272 people. An arena-record crowd of 25,610 showed up Jan. 21, 1989, when UT hosted Kentucky.

## 1990s:

### Houston Sets UT Scoring Mark; Vols Return to NCAA Tournament

Ironically, UT's hoops fortunes slumped badly in these luxurious new surroundings. DeVoe's successor, Wade Houston, was never able to get the program rolling. Houston, an Alcoa, Tenn., native who had played at Louisville and served as an assistant coach there, was warmly welcomed in his pioneer role as UT's first black head coach. He was enormously popular on the personal level, but he was able to post only two winning records in five seasons, and after a 5-22 campaign in 1993-94, he was replaced by Kevin O'Neill.

Even so, the name Houston still stands tall in UT history. The coach's son, Allan Houston, rewrote the Volunteer scoring record book during his four years under his father's tutelage, 1989-93. A velvet-mat guard, he zoomed past Grunfeld to set the school career mark with 2,801 points and also set records in single-season scoring, field goals and 3-point goals. The younger Houston led his dad's teams to NIT appearances in 1990 and 1992, both ventures ending in second-round losses.

Houston's successor, O'Neill, was a much fiercer sideline coach than his laid-back predecessor. O'Neill had enjoyed great success at Marquette, where he had won a reputation as a standout recruiter and defensive specialist. He took over the Vols program when its stock was at a very low ebb, and was not able to turn the program around in regard to wins and losses. Of his three Volunteer teams, only one, 1995-96, managed to break even during the regular season, 14-14, before suffering an NIT opening-round loss to the College of Charleston at Thompson-Boling Arena on a bitterly-cold March evening. But he did make headway in recruiting, and when he departed to take the head coaching job at Northwestern after the 1996-97 season, he left behind a healthy crop of young players.

Jerry Green's initial season of 20-9 in 1997-98 was the best for a first-year Volunteer cage coach since Emmett Lowery's 20-5 record in 1947-48. And it ended on a high note when the Vols won their way into the NCAA Tournament for the first time since 1989. Even an overtime loss to Illinois State at the Arco Arena in Sacramento, Calif., in the opening round could not rub the shine off Tennessee's best season in a decade. A South Carolina native who had a successful tenure as the head coach at Oregon and as Roy Williams' top assistant at Kansas, Green seemed to strike the right chord among players and fans alike with his down-home style. And his first-year success didn't end with the season. His signing of Cleveland, Tenn., high school superstar Vincent Yarbrough was perhaps Tennessee's greatest recruiting coup since Grunfeld and King.

Under Green's direction, Tennessee continued to achieve milestones for the program during the 1998-99 season in which the Vols went 21-9. The Vols returned to the NCAA Tournament, giving UT its first back-to-back bids since 1982-83, and won their first NCAA tourney game since 1983. The Vols won their last six SEC games, including a season-ending showdown with Kentucky to win their first SEC Eastern Division crown since divisional play started in 1992. UT's 21 wins were the most for the Vols since 1985 and just one short of the school's single-season record. Tennessee's season sweep of arch-rivals Kentucky and Vanderbilt also were cause for celebration. The Vols' win at Lexington was the first at Rupp Arena in 20 years.

### Vols Run for 1991 SEC Tournament Title

After enjoying peaks of success in the 1970s and '80s, the Tennessee Volunteers hit a treacherous valley in the early 1990s. Despite a tremendous scoring threat in Allan Houston (23.7 points) and a sharp-shooter in Lang Wiseman (13.2 points), the Vols fell on hard times during the 1990-91 season.

Tennessee began the season red-hot, winning five of its first six games. However, the Vols would only win four more games the rest of the season. Losing streaks highlighted the schedule, as the Vols saw consecutive streaks hit three, four and five games, as well as a seven-game losing streak to end the regular season. Tennessee won four straight during the first six games but never could win back-to-back games again. Wins over Florida, No. 19 LSU and Vanderbilt gave the Vols a 3-15 record in the SEC and placed them in a tie for eighth heading into the SEC Tournament in Nashville.

In the first round, Tennessee avenged two close losses to Mississippi with a 94-85 win over the Rebels. It was an upset, but no one was searching for a Cinderella slipper until the Vols upset No. 18 Mississippi State 87-70 in the second round. An underrated Tennessee team was having its way with the conference's best teams, and the magic ride continued with an 85-65 thrashing of Georgia in the semifinals.

The same Tennessee team that had won only three conference games in the regular season had just won three consecutive conference games in three straight days. They were the talk of the tournament, and they were looking to write a happy ending to the fairy tale. The underdog Volunteer

teers met No. 24 Alabama in the finals of the SEC Tournament, and the Crimson Tide washed away Tennessee's hopes of completing the dream with an 88-69 victory.

Tennessee ended the season with a 12-22 record in 1991. There wasn't much to cheer about other than an appearance in the conference tournament finals. But for three consecutive nights, the Vols were the Cinderella of the SEC Tournament, dreaming of an invitation to "The Big Dance."

## 2000s: Vols Start New Millenium with Regular Postseason Appearances

UT continued its return to the national spotlight with the dawn of the new century. The Vols began the new millennium as a consistent name in national polls and with a pair of trips to the NCAA Tournament.

The 2000 season was one of the most successful in school history, with the Vols winning a school-record 26 games and advancing to the Sweet 16 of the NCAA Tournament. UT won a share of its eighth SEC title and its second straight SEC Eastern Division crown. Not only did the Vols win 20 games for the third consecutive season, but they did so faster (23 games) than any other team in school history. They spent the entire season ranked in the top 25, reaching as high as No. 5, and finished the season ranked 11th in the final Associated Press poll.

The 2001 season saw the Vols ranked No. 9 in the Associated Press preseason poll, and they climbed as high as No. 4 during the year. The No. 4 ranking tied for the highest in school history. For the fourth straight year, the Vols won 20 games, finishing the season with a 22-11 record. At the end of the regular season, UT made its fourth trip to the NCAA Tournament in as many years, bowing to Charlotte in the first round.

Buzz Peterson was named the 16th head coach in school history on April 4, 2001, following the resignation of Jerry Green after the season. Peterson, who attended UT football games while growing up in Asheville, N.C., came to Knoxville after leading Tulsa to a 26-11 record and the NIT championship.

In his four seasons in Knoxville, Peterson led the Vols to a 61-59 overall record and appearances in the National Invitation Tournament in 2003 and 2004.

Ron Slay, who missed the second half of his junior season with a knee injury, returned to the Vol lineup in 2003 to lead the Southeastern Conference in scoring with 21.2 points per game and was named the league's Player of the Year.

In 2005, freshman guard Chris Lofton took the league by storm by making 93 3-pointers, the most-ever by a freshman in the Southeastern Conference. His 46.5 shooting from behind the 3-point arc led the SEC and ranked fourth nationally.

On March 28, 2005, Bruce Pearl took over the reins of the Tennessee program just days after leading UW-Milwaukee to the Sweet Sixteen of

the NCAA Tournament.

Pearl made his presence felt in his first season in Knoxville, leading the Vols to the 2006 SEC Eastern Division championship with a 12-4 league record and a 22-8 overall mark. The Vols received a No. 2 seed in the NCAA Tournament, the highest seeding in school history.

After the season, the honors came rolling in. Pearl was named the Associated Press SEC Coach of the Year and also was a finalist for the Naismith Trophy Men's College Coach of the Year in addition to earning national coach of the year honors from *The Sporting News* and CBS Sportsline.com.

Lofton rewrote Tennessee's single-season record books in 2005-06 with his 3-point shooting on his way to earning consensus first-team All-SEC honors and several All-American awards. The sophomore broke school records for 3-pointers made (114), 3-pointers attempted (261) and 3-pointers per game (3.80 3pg). His 114 3-pointers in 2005-06 were the second-most in Southeastern Conference history.

Tennessee's second season under Pearl's guidance produced the second-most wins in school history and one of the most memorable NCAA Tournament runs in school history. The Vols completed the 2006-07 campaign with a 24-11 overall record, and their 10-6 SEC mark was tied for the second-best in the league. In the first round of the NCAA Tournament, the Vols tied a school scoring record in defeating Long Beach State 121-86. UT held on for a 77-74 win over Virginia in the second round before falling to eventual national runner-up Ohio State in the Sweet Sixteen.

Lofton was named the 2007 Associated Press SEC Player of the Year and was a consensus second-team All-America selection after leading the conference with 20.8 points and 3.42 3-pointers per game.team.

Pearl's third season in Knoxville produced a school-record for wins with a 31-5 overall mark, and the Vols won their first outright SEC title since 1967 with a 14-2 league record. Tennessee spent most of the season ranked in the top 10 and achieved the program's first No. 1 ranking after a 66-62 win at then-No. 1 Memphis in late February.

Tennessee advanced to the Sweet Sixteen of the NCAA Tournament for the second consecutive year with wins over American and Butler before falling to Louisville in the Regional Semifinals.

Lofton earned second-team All-American honors for the third time in his career. He finished his career with 2,131 points, and his 431 3-pointers were the most in SEC history and ranked third all-time in the NCAA. Tyler Smith joined Lofton in garnering first-team All-SEC honors, and JaJuan Smith was a second-team pick. Bruce Pearl was named SEC Coach of the Year and was honored as national coach of the year by the Adolph Rupp Cup.

In 2008-09, Pearl again led the Vols to an SEC Eastern Division title, a 20-win season and a berth in the NCAA Tournament. The Big Orange finished the year 21-13 (10-6 SEC) and became the first program in SEC history to finish ahead of Kentucky in the league standings for four straight seasons.



- OUTLOOK
- PLAYERS
- STAFF
- REVIEW
- RESULTS
- RECORDS
- HONORS
- POSTSEASON



## Chris Lofton Wins His Biggest Battle

Chris Lofton beat everything thrown his way during his four-year career at Tennessee, and he often did it with people lining up to tell him he couldn't.

But the toughest battle he faced at Tennessee was not resurrecting the basketball program or quieting the doubters who thought he couldn't be a producer on a major Division I basketball team.

It was something much worse, much more vicious and much more devastating than any challenge the simple game of basketball can provide.

It was cancer.

And in true Lofton fashion, he beat it.

It was already a bad night when Lofton and his parents were taken into a San Antonio hotel room mere hours after the Vols had fallen to Ohio State in the Sweet 16 in 2007. In the room, Lofton was told that one of the randomly-administered NCAA drug tests had come back positive.

The test had come back showing high levels of beta hCG. It could mean Lofton was using steroids, or it could be an early warning sign of cancer.

It was the latter, and six days after the Ohio State game, Lofton had surgery to remove a cancerous tumor.

He began radiation treatments on April 25, 2007, that left him cancer-free, but they also drained 15 pounds of muscle off his body and put him far behind the curve in getting ready for his senior season.

Lofton was not going to let cancer stand in the way of his senior year, a season that was predicted to be one the best in school history as he turned down an opportunity to redshirt.

The season turned out to be everything hoped for. UT achieved its first No. 1 ranking in history, had a school-record 31 wins and won the SEC title.

But the face of the team was not producing on the levels people had expected. Lofton's face had adorned the cover of *Sports Illustrated*, but he was not putting up numbers to match his junior campaign, during which he was named SEC Player of the Year after averaging 20.8 ppg.

Lofton started the season shooting just 34 percent from the field and had everyone questioning if something was wrong with him.

It turns out the only thing that matched Lofton's work ethic was his ability to keep a secret. The select group of people who knew about his cancer didn't include any teammates.

"I wanted to deal with it on my terms," Lofton said. "I didn't want it to be a distraction for our team. I knew if it came out, everything would change. I didn't want it that way."

So Lofton quietly led his team, with a 15.9-point average, to another Sweet Sixteen appearance. In doing so, he shot 49 percent from 3-point range the rest of the regular season, returning to the Lofton every SEC opponent had feared from previous encounters.

He finished his career with an SEC-record 431 3-pointers made and was fourth on UT's all-time scoring list with 2,131 career points. But he will forever mean more to UT than simply numbers.

"You look at what he has gone through ..." head coach Bruce Pearl said. "He's still going to be remembered as one of the best players to wear orange."

"I was privileged to coach him."

## 2010s:

### Transition on Rocky Top;

### Pearl, Martin, Tyndall Precede Barnes

In terms of NCAA Tournament success, the 2009-10 season was the best in Tennessee's storied history, as the Volunteers fell just one-point shy of the Final Four.

After coach Bruce Pearl led the Vols to an 11-5 conference record and a third-place finish in the SEC Eastern Division, Tennessee began its NCAA Tournament journey in Providence, R.I. Led by seniors Wayne Chism, Bobby Maze, J.P. Prince and Brian Williams, the sixth-seeded Vols defeated San Diego State and then Ohio University to advance to the Sweet Sixteen for the third time in the Pearl era.

The Edward Jones Dome in Kansas City, Mo., was UT's next tournament stop. And a 76-73 come-from-behind victory over No. 2-seeded Ohio State and National Player of the Year Evan Turner lifted Tennessee into the Elite Eight for the first time in school history.

Two days later, the Midwest Regional Final saw UT tip off against fifth-seeded Michigan State. After surviving a 1-1 Spartans run and charging back from an eight-point deficit in the second half, Tennessee forged a 69-69 tie with 11 seconds left. But MSU's Raymar Morgan made the game-winning free throw to end the Vols' season at 28-9.

## Pearl Era Ends After Six Seasons

The 2010-11 season saw Tennessee make its sixth consecutive NCAA Tournament appearance, but the entire year was clouded by an ongoing NCAA investigation.

Head coach Bruce Pearl had provided the NCAA with "false and misleading information" in the course of its official inquiry prior to the season, and Southeastern Conference commissioner Mike Slive had suspended Pearl for Tennessee's first eight regular-season SEC games (associate head coach Tony Jones led the Vols to a 5-3 mark during that span).

After a disappointing and lopsided loss to Michigan in the NCAA Tournament's round of 64, UT athletics director Mike Hamilton relieved Pearl and his staff of their duties on March 21, 2011.

Pearl was later given a three-year "show cause" penalty by the NCAA, while each of his full-time assistant coaches received a one-year penalty.

Tennessee under Pearl averaged more than 24 wins per season, earned the nation's No. 1 ranking for the first time in program history, boasted an average year-end RPI of 17.2 and never failed to make the NCAA Tournament — tying a school-record with six consecutive berths in the Big Dance.

## Martin Maintains UT's Winning Ways

On March 28, 2011, Tennessee named Cuozzo Martin the 18th head coach in program history.

The East St. Louis, Ill., native starred at Purdue under legendary coach Gene Keady before being selected in the 1995 NBA Draft.

Martin's arrival at UT was preceded by three successful seasons as head coach at Missouri State (2009-11).

In his first year with the Vols, the Big Orange were picked in the pre-season to finish 11th in the then-12-team SEC. But Martin led Tennessee to a 10-6 conference record and a second-place SEC finish.

The 2012-13 season saw Martin lead Tennessee to 20 wins, as well as victories in each of the team's final nine regular-season games (for the second straight year).

Martin also joined Jerry Green and Bruce Pearl as the only UT head coaches to lead the Vols to victories over at least three AP Top-25 teams in each of their first two seasons on Rocky Top. Those triumphs included wins over Wichita State, eighth-ranked Florida and a 30-point victory over Kentucky that marked UT's largest-ever margin of victory against the Wildcats.

In Martin's third and final season at Tennessee, the Vols totaled 24 wins, earned the program's first NCAA Tournament berth since 2011 and advanced all the way from the "First Four" in Dayton to the Sweet Sixteen.

That team was led by seniors Jeronne Maymon, Jordan McRae and Antonio Barton as well as junior Jarnell Stokes. McRae and Stokes both were selected in the 2014 NBA Draft after the season, while Maymon and Barton each signed professional basketball contracts overseas.

Martin accepted the head coaching position at Cal in April 2014 and was replaced at Tennessee by Southern Miss head coach Donnie Tyndall later that month.

## Tyndall's Short Stay Sets Stage for Barnes Era

Tyndall's 2014-15 Tennessee squad was among the youngest and least experienced in the nation — boasting only four returning scholarship players and just one player who had ever scored in double figures in an SEC game. Due to injuries, the Vols entered SEC play with just nine healthy scholarship players.

Despite its challenges, that team finished 16-16 overall, and its 10th place SEC finish was three spots better than where the team was picked to finish in the preseason. The Vols defeated a pair of top-20 opponents in No. 15 Butler and No. 19 Arkansas, and senior point guard Josh Richardson earned first-team All-SEC honors from both the Associated Press and the league's head coaches before being drafted 40th overall by the Miami Heat.

Tennessee terminated Tyndall's contract on March 27, 2015. And just four days later, on March 31, Vice Chancellor/Director of Athletics hired legendary head coach Rick Barnes to lead the Volunteers program.

In Barnes' 28 previous seasons as a head coach — 17 of which he spent at Texas — his teams reached the NCAA Tournament 22 times.

*Ben Byrd is the former sports editor of the Knoxville Journal. He covered Tennessee basketball for more than 50 years. Additional content has been provided by Josh Pate and Craig Hammel, UT Media Relations.*

## HEAD COACHING HISTORY



**Zora Clevenger**  
1911-16

A football coach by trade, Zora Clevenger was one of the first coaches in school history to simultaneously hold the head coaching jobs for the basketball and football teams. In five seasons as the basketball coach, he led the Vols to a 50-14 record. The 1904 Indiana University graduate's winning percentage of .781 still rates as the best in Tennessee history. On the gridiron, he recorded a 26-15 record in five seasons and led the Vols to the 1914 SIAA championship.

The Muncie, Ind., native got his coaching start at his alma mater in 1905 with a 5-12 record. A year later he led the Hoosier cagers to a 7-9 mark. Later, Clevenger coached four seasons (1917-20) at Kansas State Agricultural College, where he posted a 54-16 record on the hardwood. Following administrative positions at the University of Missouri and Nebraska Wesleyan, Clevenger returned to Indiana where he was named the director of athletics. In 1968 he was inducted into the College Football Hall of Fame as a hallback.



**Blair Gullion**  
1935-38

Considered one of the nation's top basketball tacticians, Blair Gullion (pronounced: GULL-yin) took over the Vols before the 1935-36 season and promptly won the school's first SEC championship in any sport. The first full-time basketball coach in school history, Gullion posted a 47-19 (.712) record in his three seasons in Knoxville.

A precise tactician who had written numerous textbooks on the game, Gullion ran a tightly patterned, multiple-screening offense that caused defenses to get lost. Described by one of his star players, Floyd "Biggy" Marshall, as a person who "lived, dreamed, ate and slept basketball," Gullion gave the Vols their first glimpse of national basketball prominence. Two times he led the Vols to the SEC championship game, winning it in 1936. Under his tutelage, Harry Anderson became the school's first All-American in 1936.

Just weeks prior to the 1938-39 season, Gullion abruptly left for Cornell where he stayed for several years. He also coached at Washington University at St. Louis and the University of Connecticut before retiring.



**John Mauer**  
1938-47

After Blair Gullion departed with such short notice before the 1938-39 season, John Mauer was tabbed by Major Robert Neyland as the man to take over for the popular Gullion.

Prior to coming to Tennessee, the Aurora, Ill., native proved himself as an athlete when he was named the Outstanding Athlete and Scholar in the Big Ten Conference while competing for Illinois. A college roommate of Harold "Red" Grange, Mauer was one of the first college basketball players to use the "one-hand" shot.

After college, he began his coaching career at Kentucky, where he preceded Adolph Rupp, and posted a 40-14 record in three years. In the early 1930s, he moved to Miami of Ohio, where he coached with Paul Brown and Weeb Ewbank on the gridiron and directed the Miami cagers for eight seasons.

After a shaky start in his first season, Mauer cemented his place in the hearts of Tennessee fans with a 30-29 win over Kentucky in Lexington. The Vols went on to a 14-7 overall record and a 6-5 mark in the SEC in 1939. Two years later, Mauer led UT to the first of two SEC championships over a three-year period with a 36-33 win over Kentucky in the SEC championship game.

In his eight seasons at Tennessee, Mauer recorded a 127-41 record. In addition to his duties with the Vol cagers, Mauer also served as an assistant football coach to Neyland and was the head baseball coach. On the gridiron, he helped lead the Vols to three SEC titles and the 1940 national championship.



**Emmett Lowery**  
1947-59

An All-American guard as a player for coach Ward Lambert at Purdue in the early 1930s, Emmett Lowery brought that same success to Tennessee. A college teammate of John Wooden, Lowery brought a tightly-patterned, fast-break offense and man-to-man defense to Knoxville. In fact, he could often be heard yelling "Pass and cut, pass and cut," from the sidelines.

Other coaches in the Southeastern Conference took notice of Lowery's mastery of the fast-breaking offense. "The Tennessee fast break under Lowery was the best I've ever seen," famed Auburn mentor Joel Eaves said. "It was beautifully patterned, beautifully executed."

In his first season at Tennessee, the gentlemanly Lowery brought the Vols their first 20-win season in school history when UT posted a 20-5 overall mark. Over a 12-year career at Tennessee, Lowery was 169-110 before leaving to pursue business opportunities in Florida. On Jan. 14, 1950, he directed the Vols to a stunning 66-53 win over Kentucky, ending the Wildcats' 44-game conference winning streak that stretched more than five years.

In a time when many SEC schools were building newer and bigger arenas, Lowery saw Tennessee take the first steps towards building a new facility. In Lowery's final season, Tennessee moved out of the smaller Alumni Memorial Gymnasium and into the 7,500-seat Armory-Fieldhouse. Opening night in the new facility went down to the wire, with Vols guard Kenny Coulter hitting a last-second shot to defeat a strong Wyoming team 72-71.



**John Sines**  
1959-62

After eight years on the bench as an assistant coach to Emmett Lowery, John Sines became the first, and still the only, assistant to be promoted to head coach at Tennessee.

Like his predecessor on the UT bench, Sines was a product of Ward Lambert's Purdue teams from the 1930s. A captain of the Boilermakers' 1938 Big Ten championship team, Sines went on to play in the National Basketball League. A forward for the Indianapolis franchise, Sines was named to the 1940 NBL All-Star Team.

His first Tennessee squad returned only Dalen Showalter from the previous year's starting lineup but finished the season 12-11. That first season was capped off with a 65-63 win at Kentucky, the Vols' first win in Lexington since 1939.

His second season was marred by eight losses by five points or less as the Vols dropped to a 10-15 record. Sines, whose Vols were rocked by scandal following the 1961 season, resigned one year later after posting a 4-19 record in 1961-62.

Although the finish of Sines' career at UT may have been disappointing, he left the school with one of best recruiting classes in its history. A.W. Davis and Bobby Hogsett spent the 1961-62 season on a freshman team that regularly defeated the varsity in practice.



**Ray Mears**  
1962-77

A showman comparable to the legendary P.T. Barnum, Ray Mears was also one of the top college basketball coaches in his era.

Mears came to Tennessee in the spring of 1962 following a successful stint at Wittenberg University in Springfield, Ohio, where he had a 114-22 record and won the 1961 NCAA college division championship.

Mears took just one season to reverse Tennessee's fortunes. Inheriting a team that won just four games the previous year, the Vols won 13 Mears' first year and were recording 20-win seasons within three years.

His 21-year career record of 399-135 (.747) ranked second in the nation among active coaches at the time of his retirement. In his 15 seasons at Tennessee, Mears recorded a 278-112 (.713) record. During his time in Knoxville, the Vols won 20 or more games seven times, finished third or better in the SEC in 13 of his 15 seasons and won three SEC championships (1967, 1972 and 1977).

OUTLOOK

PLAYERS

STAFF

REVIEW

RESULTS

RECORDS

HONORS

POSTSEASON

VOLMANAC

MEDIA INFO



Under Mears' direction, Tennessee made seven postseason appearances. The Vols made three NCAA Tournament appearances, two National Invitation Tournament showings and participated in the now-discontinued Collegiate Commissioners Association meet.

Nine of his players went on to earn All-American honors, including three-time first-team All-American Bernard King and two-time first-team pick Ernie Grunfeld, perhaps the most famous duo in Tennessee history. The two-time Southeastern Conference Coach of the Year (1967 and 1977) saw one of his pupils named the SEC Player of the Year four times.

Mears was the ultimate showman. Not only did his teams provide plenty of excitement on the court, but there also was plenty of excitement around the game. Just before tipoff of games, he would have his team run through a giant wooden "T" onto the court. When the starting lineups were introduced, Tennessee was one of the first schools to have the lights in the arena dimmed and a spotlight placed on the Vol player. The pregame warmups featured Harlem Globetrotter hi-jinks, including an orange and white ball during passing drills. Additionally, Mears had a student dressed in a bear costume ride a unicycle and perform a pre-game act to help create a festive atmosphere at the games.

A disciplinarian and stern taskmaster who also was the consummate entertainer, Mears was a study in contrasts. While he studied statistics, poring over diagrams while plotting strategy like a military general planning an attack, Mears also created an exciting environment at games that left Tennessee fans thirsting for more.

Mears was sidelined for the 1977-78 season and decided to retire from active coaching. During his absence, assistant coach Cliff Wettig stepped up as acting head coach for that season.

Mears passed away on June 11, 2007.



**Don DeVoe**  
1978-89

When Tennessee began its search for a replacement for Ray Mears, Don DeVoe's name was one of the first to be mentioned.

A successful mentor at Virginia Tech, where he won an NIT championship, and at Wyoming where he quickly turned the Cowboys into one of the top Western Athletic Conference teams, DeVoe was given the task of keeping Tennessee as one of the top teams in the Southeastern Conference.

A 1964 graduate of Ohio State, DeVoe was a member of OSU's 1962 squad that featured Jerry Lucas and John Havlicek and finished runner-up in the NCAA Tournament. He later served as an assistant coach to Bobby Knight at Army. It was there that DeVoe learned the nuances of the sticky man-to-man defense that he became known for throughout his career.

DeVoe's first season at Tennessee was met with instant success. Taking a team that had struggled to an 11-16 record in 1977-78, he directed the Vols to a 21-12 record, an SEC Tournament championship and an appearance in the Sweet Sixteen in the NCAA Tournament.

Behind SEC Player of the Year Dale Ellis, DeVoe's 1981-82 squad was one of his best in Knoxville. The Vols tied with Kentucky for the SEC championship on their way to a 20-10 record and yet another NCAA Tournament appearance.

A three-time selection as the Southeastern Conference Coach of the Year, DeVoe led the Vols to nine postseason appearances in his 11 seasons in Knoxville. UT's streak of five consecutive NCAA Tournaments (1979-83) was tied for the best in school history at that time. The second-winnest coach in UT history, DeVoe's 204-137 record trails only Ray Mears' 278 wins.

DeVoe left Tennessee following the 1988-89 season and spent the next campaign as an interim coach at Florida. There, he led the Gators to a 7-21 record. After taking over the helm of Navy's basketball program in 1992, DeVoe won his 500th career game during the 2002-03 season. He retired from coaching following the 2003-04 campaign.



**Wade Houston**  
1989-94

Denny Crum's top assistant coach at Louisville for 13 seasons, Wade Houston was named the 13th coach in Tennessee history prior to the 1989-90 campaign.

Houston, who grew up in Alcoa, Tenn., just 14 miles south of the Tennessee campus, helped Crum direct Louisville to 11 NCAA Tournaments, four Final Fours and two (1980 and 1986)

national championships.

Houston's first season at Tennessee presented the challenge of replacing all five starters from a team that had gone 19-11 and received an invitation to the NCAA Tournament. In that rookie campaign, the Vols fashioned an impressive 16-14 record and appeared in the National Invitation Tournament.

In 1991, the Vols struggled to a 12-22 record but made an improbable run through the Southeastern Conference Tournament in Nashville. Drawing the ninth seed in the tournament, the Vols defeated Mississippi in the first round before upsetting top-seeded Mississippi State in the second round. After beating Georgia in the semifinals, an exhausted UT squad fell to Alabama in the championship game.

The 1992 season saw the Vols rebound to go 19-15, finish third in the Southeastern Conference and advance to the National Invitation Tournament. The next season, Houston's son, Allan, became the school's all-time leading scorer with 2,801 career points and was the 11th overall pick in the NBA Draft by the Detroit Pistons.

In his five seasons at Tennessee, Houston recorded a 65-90 record while leading the Vols to two appearances in postseason tournaments. He resigned his position late in the 1994 season.



**Kevin O'Neill**  
1994-97

Tennessee basketball fans got a preview of the 14th coach in school history when Kevin O'Neill brought his Marquette squad to Knoxville to battle Duke in the Sweet Sixteen of the NCAA Tournament. After leading at halftime, Marquette fell to the eventual national runner-up, but made a lasting impression on Vol fans.

The high-energy O'Neill, whose wit, candor and basketball insight captivated fans around the Southeast, was charged with restoring the Vols to national prominence. With a legendary work ethic, O'Neill hit the recruiting trail to fill the Vols' roster with top players. One of his first recruiting scores came when Nashville's Brandon Wharton turned down several football scholarship offers to ink with the Vols prior to the 1995-96 season. Then, during the summer of 1995, McDonald's All-American Charles Hathaway committed to play for O'Neill's Vols. That commitment laid the groundwork for another prep All-American, C.J. Black, and eventually Isaiah Victor.

On the court, O'Neill's Vols used a stifling defense to frustrate opponents. In his three seasons at Tennessee, O'Neill recorded a 36-47 record and directed the Vols to an appearance in the 1996 National Invitation Tournament. Although he didn't get to enjoy the full fruits of his recruiting success before bolting to take a job at Northwestern following the 1996-97 season, O'Neill laid the groundwork to return Tennessee to the national power it was two decades earlier under Ray Mears.

After three seasons at Northwestern, O'Neill spent time as an NBA assistant coach. His post-Northwestern head-coaching stints included tenures with the NBA's Toronto Raptors (2003-04), the University of Arizona (interim coach in 2007-08) and University of Southern California (2009-13).



**Jerry Green**  
1997-2001

Jerry Green came to Tennessee prior to the 1997-98 season fresh from resurrecting a floundering Oregon program and taking the Ducks to NCAA and NIT tournament berths. In his four seasons in Knoxville, he achieved the same level of success, and then some, with the Vols.

Green's first Tennessee squad in 1997-98 achieved the 20-victory plateau, his second won the Eastern Division championship of the Southeastern Conference and his third earned a share of the regular-season SEC crown.

His fourth year at Tennessee saw the Vols win 20 games for the fourth consecutive season and advance to the NCAA Tournament for the fourth time in as many years.

In four seasons at the helm of the Tennessee program, the former University of Kansas assistant coach directed the Vols to an 89-36 (.712) overall record and a 41-23 (.641) mark in SEC games. While Tennessee's school record for most wins in a season when he came to Knoxville was 22 (1985 and 1977), Green averaged 22.3 wins per year at UT.

For his efforts in guiding Tennessee to the most wins (26) in school history in 2000 and gaining a share of the SEC title for the first time since 1982, Green was named National Coach of the Year by CBS.Sportsline.

com. He also was named the District VII Coach of the Year by the National Association of Basketball Coaches.

Green's memorable achievements during his reign at UT include leading the Vols to their third-ever Sweet Sixteen appearance, guiding his teams to two straight SEC Eastern Division titles, back-to-back 12-win SEC campaigns, a school-record six-game SEC road winning streak, four consecutive 20-win seasons and four straight NCAA Tournament bids.



**Buzz Peterson**  
2001-05

A native of Asheville, N.C., whose father was a graduate of the University of Tennessee, Buzz Peterson grew up attending Vols athletic events.

Selected the North Carolina high school player of the year over Michael Jordan, he later teamed with Jordan to help lead North Carolina to the 1982 NCAA championship.

After learning the game under coaching legends such as Dean Smith, Bill Guthridge, Eddie Fogler and Roy Williams, Peterson embarked on a successful coaching career that included stops at Appalachian State, East Tennessee State, North Carolina State and Vanderbilt before landing his first head-coaching gig at Appalachian State. After leading the Mountaineers to Southern Conference division championships in four seasons, he moved to Tulsa where he directed the Golden Hurricane to the 2001 National Invitation Tournament title.

In four seasons at Tennessee, Peterson led the Vols to postseason appearances in 2003 and 2004 while posting a 61-59 record. In 2003 he directed the Vols to their first win over an opponent ranked in the top five in more than a decade when UT defeated fourth-ranked Florida 66-59. Several of his players earned regional and national honors under his tutelage. Ron Slay was named the SEC Player of the Year in 2003 after leading the league with 21.2 points per game. Two Vols were selected in the 2002 NBA Draft, including lottery pick Marcus Haislip.

Peterson went on to serve as head coach at Coastal Carolina (2005-07), Appalachian State (2009-10) and UNC Wilmington (2010-14).



**Bruce Pearl**  
2005-11

Having arrived on Rocky Top following successful head coaching stints at Division II Southern Indiana (1992-2001) and Wisconsin-Milwaukee (2001-05), Bruce Pearl presided over the most successful six-year period in the storied history of Tennessee basketball.

With the longtime Dr. Tom Davis pupil patrolling the bench, the Volunteers pushed aside perennial powerhouses Kentucky and Florida while asserting themselves as the Southeastern Conference's winningest program during his tenure.

Tennessee under Pearl averaged more than 24 wins per season, earned the nation's No. 1 ranking for the first time in program history, boasted an average year-end RPI of 17.2 and never failed to make the NCAA Tournament—tying a school-record with six consecutive berths in the Big Dance.

In SEC annals, Pearl's 145 victories rank 31st all-time, while his .704 win percentage stands as the ninth-best in league history. Such dominant success within one of the nation's premier college basketball conference also yielded three SEC Eastern Division titles and the 2008 regular-season SEC championship.

With Pearl at the helm, Tennessee had a record of .500 or better against 10 of its 11 SEC rivals, and UT's 65 regular-season SEC wins from 2006-11 led the league.

Tennessee ranked in the top five nationally in average home attendance in each of Pearl's six seasons, and he also lured a pair of top-10 recruiting classes to UT.

The Vols under Pearl sought out non-conference matchups with the most prominent teams and players on the collegiate landscape. During his time in Knoxville, the Vols defeated Kevin Durant and Texas, Derrick Rose and Memphis, Greg Monroe and Georgetown, Matt Bouldin and Gonzaga, Sherron Collins and Luke Aldrich of Kansas and Ohio State with National Player of the Year Evan Turner. That's in addition to logging SEC wins against future NBA standouts such as John Wall, Ronnie Brewer, Glen Davis, Al Horford and Rajon Rondo.

Twice in the Sharon, Mass., native's last four years as coach, UT landed in the top 10 in the *final* national rankings, with a high of No. 5 after logging a school-record 31 wins in 2007-08.

Pearl now is in his second season as head coach at Auburn.



**Cuonzo Martin**  
2011-14

Cuonzo Martin led the Volunteers to a 63-41 record during his three years guiding the UT program.

The East St. Louis, Ill., native starred at Purdue under legendary coach Gene Keady before being selected in the 1995 NBA Draft.

Martin's arrival at UT was preceded by three successful seasons as head coach at Missouri State (2009-11).

In his first year with the Vols, the Big Orange were picked in the pre-season to finish 11th in the then-12-team SEC. But Martin led Tennessee to a 10-6 conference record and a second-place SEC finish.

The 2012-13 season saw Martin lead Tennessee to 20 wins, as well as victories in each of the team's final nine regular-season games (for the second straight year).

Martin also joined Jerry Green and Bruce Pearl as the only UT head coaches to lead the Vols to victories over at least three AP Top-25 teams in each of their first two seasons on Rocky Top. Those triumphs included wins over Wichita State, eighth-ranked Florida and a 30-point victory over Kentucky that marked UT's largest-ever margin of victory against the Wildcats.

In Martin's third and final season at Tennessee, the Volunteers totaled 24 wins, earned the program's first NCAA Tournament berth since 2011 and advanced all the way from the "First Four" in Dayton to the Sweet Sixteen.

He accepted the head coaching position at Cal in April 2014 and is in his second season with the Golden Bears.



**Donnie Tyndall**  
2014-15

After averaging more than 21 wins during his eight-year head coaching career—including an unprecedented 56-17, championship-winning two-year run at Southern Miss—Donnie Tyndall was handed the reins to the Tennessee program on April 22, 2014.

Tyndall's lone Tennessee squad was among the youngest and least experienced in the nation—boasting only four returning scholarship players and just one player who had ever scored in double figures in an SEC game. Due to injuries, the Vols entered SEC play with just nine healthy scholarship players.

Despite its challenges, that 2014-15 Tennessee team finished 16-16 overall, and its 10th place SEC finish was three spots better than where the team was picked to finish in the preseason. The Vols defeated a pair of top-20 opponents in No. 15 Butler and No. 19 Arkansas, and senior point guard Josh Richardson earned first-team All-SEC honors from both the Associated Press and the league's head coaches and was selected 40th overall by the Miami Heat in the 2015 NBA Draft.



**Rick Barnes**  
2015-Present

Tennessee's fortunes on the hardwood have never looked brighter, as Rick Barnes, the most decorated and accomplished head coach in school history, was handed the reins to the men's basketball program on March 31, 2015.

The marriage of Barnes' Hall of Fame-worthy résumé—highlighted by 604 career Division I head coaching wins, the ninth-most among all active coaches—and Tennessee's world-class facilities, fervent fan base and outstanding athletic and academic resources, sets the Volunteers on a course to consistently compete for championships.

OUTLOOK

PLAYERS

STAFF

REVIEW

RESULTS

RECORDS

HONORS

POSTSEASON

VOLMANAC

MEDIA INFO



## ALL-TIME LETTERMEN

## A

Albrecht, Justin 2003, 04  
 Allen, Arthur 1940  
 Allen, Corey 1992, 93  
 Ammerman, Leon 1956, 57, 58 (Capt.)  
 Anderson, Glenn 1960  
 Anderson, Harry 1934, 35 (Capt.), 36 (Capt.)  
 Anderton, David 1960, 61, 62  
 Arterburn, Sam 1986  
 Ashworth, Doug 1974, 75, 76 (Capt.)  
 Asumnu, Stanley 2003, 04, 05, 06  
 Atkins, Doug 1951  
 Ayres, Morgan B. 1924

## B

Bailey, William 1943  
 Baker, Del 1998, 99, 00, 02  
 Balitsaris, Mike 1940, 41, 42  
 Barnes, Cortez 1994  
 Barnett, Irv "Big Stoop" 1945  
 Barnhill, John H. 1926, 27, 28  
 Bartlett, Tommy 1950, 51, 52 (Capt.)  
 Barton, Antonio 2014  
 Batey, Jack S. 1923, 25  
 Baulkman, Devon 2015  
 Bayne, Howard 1964, 65, 66 (Capt.)  
 Beaman, Tyrone 1981, 82, 83, 84  
 Beane, David 1922, 23  
 Beaty, Brian (Mgr.) 1992, 93  
 Bell, David 1967  
 Bell, Greg 1988, 89, 90, 91  
 Bell, Henry R. 1918, 19, 20 (Capt.)  
 Berry, Orlando 1992  
 Bertelkamp, Bert 1977, 78, 79, 80  
 Bertelkamp, Hank 1951, 52, 53 (Capt.)  
 Bingham, Don 1957  
 Binks Jr., William P. (Mgr.) 1941  
 Black, C.J. 1997, 98, 99, 00  
 Boerwinkle, Tom 1967, 68  
 Bogott, Dan 1953  
 Bohannon, Etdrick 1995  
 Bond Jr., Cyrus H. 1912, 13  
 Bonds, Rodney 1994  
 Bone, Josh 2010, 11  
 Booth, Bill 1961, 63  
 Bowe, Clarence 1923, 24, 25  
 Bowe, Nat W. (Mgr.) 1938  
 Bower, B.A. 1913  
 Bowers, Richard 1950, 51, 52  
 Bowling, Orb 1961, 62, 63  
 Bradford, Jim 1918  
 Bradshaw, Dane 2004, 05, 06, 07 (Capt.)  
 Brand, Chris 1992, 93  
 Brand, Herschel 1936  
 Braswell, Bo (Mgr.) 1987  
 Brockman, Bobby (Mgr.) 1978  
 Brooks, Michael 1981, 82, 83, 85  
 Brown, Elvin 1986, 87, 88  
 Brown, Fred V. 1929, 30  
 Brown, Jermaine 1992, 93  
 Bryant, Frank E. (Mgr.) 1910  
 Brykalski, Bob 1975  
 Burdette, George 1925  
 Burris, Art 1947, 48, 49, 50 (Capt.)  
 Burton, Willie 1982, 83, 84  
 Butcher, Elvin 1926, 27, 28 (Capt.)  
 Byington, J.D. 1953, 54, 55  
 Byrd, Bill 1948, 49

## C

Caldwell, Craig (Mgr.) 1942  
 Caldwell, Stanley 1993, 94

Callaway, Frank B. 1918 (Capt.), 19 (Capt.)  
 Campbell, Don 1970  
 Campbell, Galen 2015  
 Campbell, Glenn 1959, 60, 61 (Capt.)  
 Campbell, Roe 1921, 22, 23  
 Cannington, Quinn 2010  
 Carmichael, Ron 1959, 60  
 Carmichael III, Willie 2015  
 Carnes, Shane 1995  
 Carroll, Brian (Mgr.) 1997, 98  
 Carter, Bobby 1959, 60, 61  
 Carter, Gary 1979, 80, 81  
 Carter, Lorraine 1926  
 Carter, Myron 1984, 85  
 Carter, Paul D. 1915, 16  
 Cate, Bill 1955, 56  
 Chievous, Quinton 2013  
 Childress, Ryan 2006, 07, 08, 09  
 Chism, Wayne 2007, 08, 09 (Capt.), 10 (Capt.)  
 Christenberry, Dexter (Mgr.) 1937  
 Clark, Austin 1974, 75, 76  
 Clark, John 1941, 42  
 Clark, Rickey 1989  
 Clemmons, Drew 2003  
 Clinard, John G. 1915, 16  
 Coffman, Greg (Mgr.) 1967, 68  
 Coffman, Wes 1967, 68  
 Cole, Johnny Paul (Mgr.) 2012  
 Condon, Kyle (Mgr.) 2013  
 Cook, Ted 1942, 43, 47 (Capt.)  
 Cooley, Jim 1925, 26, 27 (Capt.)  
 Cooper, Ray 1958, 59  
 Corbitt, Maurice 1929, 30, 31 (Capt.)  
 Cornwall, Jimmy 1965, 66  
 Coulter, Kenny 1957, 58, 59  
 Cramer, Noel (Mgr.) 1961  
 Crenshaw Jr., Douglas (Mgr.) 1952  
 Crews, Duke 2007, 08  
 Crittenden, Ray 1923, 24, 25, 26  
 Croft, Bobby 1968, 69, 70 (Capt.)  
 Crosby, Terry 1976, 77, 78, 79  
 Crumbliss, Polk 1933, 34  
 Crump, Brandon 2002, 03, 04 (Capt.), 05 (Capt.)  
 Cruze, Kyle 1954  
 Cummins, Wade (Mgr.) 1950  
 Cullis, A.W. 1922  
 Curry, Michael 1990, 91, 92

## D

Daniels, Clarence (Mgr.) 1909  
 Darden, Johnny 1976, 77, 78 (Capt.), 79 (Capt.)  
 Darlington, Jim (Mgr.) 1986  
 Davidson, Bud (Mgr.) 1949  
 Davidson, W. Perry 1916, 17  
 Davis, A.J. 2014  
 Davis, A. W. 1963, 64, 65 (Capt.)  
 Davis, James H. 1929  
 Davis, Tom (Mgr.) 1953  
 Davis, Vegas 1997, 98, 99, 00  
 Dean, John 1927  
 DeBro, Eddie 2006  
 Disney, Mike 1963  
 Dodd, Robert L. 1929, 30 (Capt.) 31  
 Donaldson, Donald 1915, 16  
 Donnell, Robert (Mgr.) 1987  
 Dougherty, Nathan W. 1909 (Capt.)  
 Dunk, Alico 1995  
 Dykes, J.M. 1928

## E

Edwards, Mike 1971, 72, 73

Elam, Thomas F. (Mgr.) 1930, 31  
 Elliott, Sid 1962, 63, 64 (Capt.)  
 Ellis, Dale 1980, 81, 82, 83  
 Ellison, Marvin (Mgr.) 1939  
 Elmore, P.W. 1912  
 England, Jimmy 1969, 70, 71 (Capt.)

## F

Faust, Hugh D. 1929, 30, 31 (Capt.)  
 Feathers, Beattie 1932  
 Federmann, Dan 1981, 82, 83, 84  
 Felts, Hugh 1932, 34  
 Fender, M.W. 1912, 13  
 Fields, John 2011  
 Finley, Jim 1964  
 Fisher, Dick 1959, 60, 61  
 Fisher, John W. 1936, 37  
 Flynn, James 1950  
 Foster, Henry 1934  
 Foxx, Robert 1940  
 Freeman, John (Mgr.) 1985, 87  
 French, Phil (Mgr.) 1965, 66  
 Fromm, Richard 1943

## G

Garratt, Glenmore 1917  
 Garrison, Bob 1951  
 Garrison, Henry 1958, 59  
 Gash, Pee-Wee 2003, 04  
 Gasparovic, Joe 1945, 46  
 Gentry, Bob 1956, 57  
 Gentry, Robert B. 1917  
 Gibson, Sanford A. 1933  
 Gilley, Bill 1959, 61  
 Gilstorf, Michael (Mgr.) 2004  
 Gipe, Bob 1955, 56, 57  
 Goins, Melvin 2010, 11  
 Golden, LaMarcus 1993, 94  
 Golden, Trae 2011, 12, 13  
 Goodman, Tom 1926  
 Goodson, Gannon 1991, 92, 93, 94  
 Graham, Don 1948, 49, 50  
 Grattigny, Wayne (Mgr.) 1987  
 Gray, Ed 1994  
 Green, Aaron 1996, 97, 98, 99  
 Greenblatt, LeClaire 1930, 31, 32  
 Greenwood, Bartley J. 1913, 14, 15, 16 (Capt.)  
 Greer, Ernest 1938  
 Griffin, Mark 1986, 87, 88, 89  
 Griffith, Ben 2005 (Mgr.)  
 Grindstaff, Jenis 2001, 02  
 Groves, Carlus 1990, 91, 92  
 Grunfeld, Ernie 1974, 75, 76, 77 (Capt.)  
 Guinn, Bobby Jack 1967

## H

Hackman, J.S. "Buddy" 1929  
 Haggard Jr., William O. (Mgr.) 1929  
 Haislip, Marcus 2000, 01, 02  
 Hall, Bill 1953, 54 (Capt.), 55  
 Hall, Kenny 2010, 11, 12, 13  
 Hamer, Steve 1993, 94, 95, 96 (Capt.)  
 Hann, Bill 1967, 68, 69  
 Hardison, C.M. 1914  
 Harkness, Billy 1923, 24, 25, 26 (Capt.)  
 Harper, Tyrone 1984, 86  
 Harris, Antonio 1996, 1997  
 Harris, David W. (Mgr.) 1933  
 Harris, Tobias 2011  
 Harris, Tony 1998, 99, 00, 01  
 Harris, Torrey 1996, 97, 98, 99  
 Hatcher, Adolphus H. "Buck" 1920, 21

Hatcher, Bill 1921, 22, 23, 24 (Capt.)  
 Hathaway, Charles 1997, 98, 99, 00, 01  
 Hausley, Ron 1986, 87  
 Hawkins, Greg 1971  
 Hawkins, Marshall 1943, 46, 47, 48 (Capt.)  
 Hendrickson, Charles W. 1934  
 Hendrix, Jemere 2004, 05  
 Hendrix, Tom 1966, 67, 68 (Capt.)  
 Henry, Travis 1986, 87, 88, 89  
 Herman, Paul 1941, 42, 43 (Capt.)  
 Herndon, Boomer 2003, 04  
 Higdon, Charles 1937, 38, 39 (Capt.)  
 Higgins, Jon 2000, 01, 02, 03 (Capt.)  
 Hipsher, Charles 1951, 52, 53  
 Hirschorn, Steve 1972  
 Hite, Paul P. 1912  
 Hogsett, Bobby 1963, 64, 66  
 Holden, Thaydeus 2002, 03  
 Hopson, Scotty 2009, 10, 11  
 Houston, Allan 1990, 91, 92, 93  
 Houston, John 1961  
 Howell, Jordan 2005, 06, 07, 08 (Capt.)  
 Hubert, Michael 2011  
 Hubbs III, Robert 2015  
 Huffman, Gilbert 1939, 40 (Capt.), 41  
 Hug, Paul 1929  
 Hyatt, Jerald 1982

**I**  
 Ikeakor, Andy 2001, 02

**J**  
 Jackson, Cornelius 1997  
 Jackson, Justin 2009  
 Jackson, Mike 1975, 76, 77 (Capt.)  
 Jacobs, Joseph 1914, 15, 16, 17 (Capt.)  
 Janes, Palmer 1919, 20, 21, 22 (Capt.)  
 Jarvis, Bill 1952, 53, 54, 55  
 Jenkins, Fred 1984, 85, 86, 87  
 Jennings, Jack 1939  
 Johanson, Mike 1986  
 Johnson, Alonzo 1992  
 Johnson, Damon 1995, 96  
 Johnson, Don 1969, 70, 71  
 Johnson, Gene 1935, 36, 37  
 Johnson, G. W. 1928  
 Johnson, A. Howard 1921, 22, 23 (Capt.), 24  
 Johnson, Reggie 1977, 78, 79, 80  
 Johnson, Rip 1981  
 Johnson, Ronald (Mgr.) 1954  
 Johnston, Dick 1969, 70, 71  
 Jones, DaShay 1997, 98  
 Jones, Hugh 1947, 48, 49, 50  
 Jones, Rob 1983, 84, 85, 86  
 Jones, W. K. 1938  
 Joyce, Tim 1975  
 Justus, Bill 1967, 68, 69 (Capt.)

**K**  
 Keenan, Bert 1950, 51  
 Keister, Earl 1922, 23, 24, 25 (Capt.)  
 Keller, Dick 1955, 57  
 Kemper, Bob 1945  
 Ketchen, F. Earl 1910, 11 (Capt.)  
 Kinard, Rudy 1969, 70  
 Kendrick, W. B. 1928  
 King, Bernard 1975, 76, 77  
 Kinzel, Hank 1948, 49, 50, 51  
 Kipp, Solon S. 1909, 10 (Capt.)  
 Kirk, Albert E. 1932, 33, 34 (Capt.)  
 Kischburg, Ed (Mgr.) 1945  
 Klein, Victor H. 1912, 13 (Capt.), 14 (Capt.), 15  
 Kosmalski, Len 1972, 73, 74 (Capt.)  
 Krisle, George 1936, 37, 38

**L**  
 Landess, Sterling 1918, 19, 20  
 Langschmidt, Carl 1953  
 Ledbetter, Paul (Mgr.) 2004  
 Lee, Rashard 1996, 97, 98, 99  
 Leonhardt, Arthur E. 1910, 11, 12 (Capt.)  
 Leshner, John 1925  
 Little, Elvin 1951, 52, 53  
 Littleton, Ed 1981, 83  
 Lockhart, Ian 1987, 88, 89, 90  
 Lofton, Chris 2005, 06, 07 (Capt.), 08 (Capt.)  
 Logan, Byrl C. 1937, 38, 39 (Capt.)  
 Lopez, Brandon 2013  
 Love, Anthony 1981  
 Love, J.W. (Mgr.) 1911  
 Lovelace, Bill 1953, 54, 55  
 Lovell, James T. 1917, 18  
 Lowery, Butch 1958  
 Lucas, Charles R. "Mike" 1929, 30 (Capt.), 31  
 Luttrell, William 1939, 40, 41

**M**  
 Magers, Rud 1918, 19  
 Makanjuola, Yemi 2012, 13  
 Mansfield, Larry 1968  
 Marshall, Floyd "Biggy" 1935, 36, 37 (Capt.)  
 Martin, Everett 1935, 36  
 Martin, John 1960, 61, 62 (Capt.)  
 Martin, Paul (Mgr.) 1962  
 Masterson, Tipton 1935, 36, 37  
 Matlock, Sam A. (Mgr.) 1936  
 Maxedon, Grover A. 1911  
 Maymon, Jeronne 2012, 14  
 Maze, Bobby 2009, 10  
 McAshan, Hillie 1945  
 McBee, Skylar 2010, 11, 12, 13  
 McCabe, Willis 1920  
 McCallum, Robert (Mgr.) 1932  
 McClanahan, Jerry (Mgr.) 1973, 74  
 McCormack, Brandon (Mgr.) 2004  
 McCown, Leonidas W. 1909  
 McFadgon, Scooter 2004, 05 (Capt.)  
 McIntosh, Larry 1964, 65, 66 (Capt.)  
 McKeen, Allyn E. 1926, 27, 28  
 McMillan, Richard (Mgr.) 1955, 56  
 McPherson, David 1933, 34  
 McRae, Jordan 2011, 12, 13, 14  
 McSpadden, Malcolm 1912, 13, 14, 15 (Capt.)  
 McWhirter, E. Powell 1931, 32, 33 (Capt.)  
 Mehaffie, Bob (Mgr.) 1946  
 Mehen, Bernard 1940, 41, 42 (Capt.)  
 Mehen, Richard 1942, 43, 47 (Capt.)  
 Meriweather, James 1978  
 Miller, Dwight 2012  
 Mills, David (Mgr.) 1971, 72  
 Milson, Daryl 1991, 92, 93  
 Montgomery, Ed "Britches" 1948, 49, 50  
 Moore, Armani 2013, 14, 15 (Capt.)  
 Moore, Jason 1995  
 Moore, Owen 1927  
 Moore, Scott 1996, 97, 98  
 Morris, Lee (Mgr.) 1957  
 Morrison, G.E. 1912, 13  
 Moss, David 1974  
 Moss, Howie 1960, 62 (Capt.)  
 Moss, J.E. 1920  
 Mostella, Detrick 2015  
 Muldowney, Steve (Mgr.) 1981, 82  
 Murphy, Rob 2013  
 Myers, Kerry 1968, 70

**N**  
 Naler, Kirk 1983, 84, 85  
 Nash, Kevin 1978, 79, 80  
 Ndiaye, Rawane "Pops" 2014

Needham, Ken (Mgr.) 1960  
 Neely, Frank S. 1911  
 Neff, Herbie 1951, 52  
 Negedu, Emmanuel 2009  
 Neyland, Lewis 1954, 55, 56  
 Nix, Dyrton 1986, 87, 88, 89

**O**  
 O'Connor, Ernest 1930, 31, 32  
 O'Neil, Bernard 1940, 41, 42  
 O'Neill, Bryan (Mgr.) 2004  
 O'Shields, Garland 1945 (Capt.), 46 (Capt.)  
 Ottinger, Russell (Mgr.) 2014  
 Owens, Tariq 2015

**P**  
 Pace, Lewis, C. 1915, (Mgr.) 16  
 Page, Harvey 1933  
 Pardue, James W. (Mgr.) 1940  
 Parker, Jerry 1962, 63 (Capt.)  
 Parmenter, Bob 1952  
 Parton, Ralph 1980  
 Patterson, Andre 2005, 06  
 Patterson, Robert F. (Mgr.) 1935  
 Pearl, Steven 2008, 09, 10, 11  
 Peltz, Roger 1971  
 Perigo, Bob 1959, 61  
 Perkins, Marion F. 1935, 36  
 Petty, Malcolm "Mac" 1967, 68  
 Phillips, V.G. 1911  
 Phillips, William 1933, 34  
 Plotnick, Ben "Skip" 1965  
 Poole, Michael 1980  
 Powell, Dale 1948, 49, 50  
 Powers, Elwood 1940  
 Preston, Don (Mgr.) 1958, 59  
 Price, Jay 1989, 90, 91, 92  
 Prince, J.P. 2008, 09, 10 (Capt.)  
 Punter, Kevin 2015  
 Putnam, Wilton 1937, 39

**R**  
 Ransley, Allen C. 1936  
 Ratiff, James 1978  
 Ray, Steve 1979, 80, 81, 82  
 Reed, William P. 1935  
 Reeder, C.A. "Lum" 1914, 17, 19  
 Reeder, Claude "Goot" 1930, 31, 32 (Capt.)  
 Reeder, James P. 1916, 17, 18  
 Reeder, Ross 1921, 22  
 Reese, Derek 2014, 15  
 Reese, Ronnie 1988, 89, 90, 91  
 Reeverts, Don 1957, 58, 59  
 Rice, Alvin 1937, 38 (Capt.)  
 Rice, Charles P. 1927  
 Rice, Earle B. 1910  
 Richardson, Anthony 1984, 85, 86, 88  
 Richardson, Josh 2012, 13, 14, 15 (Capt.)  
 Richardson, Lloyd 1971, 72 (Capt.), 73  
 Ring, J.J. 1909, 10  
 Rivers, Steve 1990, 91, 92  
 Risser, Bob 1957, 58, 59  
 Roark, Burton (Mgr.) 2004  
 Robbins, Austin 1965, 66  
 Robertson, Maurice 1996  
 Robertson, Victor M. (Mgr.) 1923, 24  
 Robinette, Pat 1963, 64, 65  
 Robinson, Harvey L. 1931  
 Robinson, Larry 1972, 73 (Capt.)  
 Roth, Doug 1986, 87, 88, 89  
 Royster, Tony (Mgr.) 1979

OUTLOOK

PLAYERS

STAFF

REVIEW

RESULTS

RECORDS

HONORS

POSTSEASON

VOLMANAC

MEDIA INFO



## S

Sample, Edward B. (Mgr.) 1924  
 Sams, Mike (Mgr.) 1980  
 Sandberg, Howard 1909, 10, 11  
 Sandford, Rob (Mgr.) 1963, 64  
 Savage, Brooks (Mgr.) 2006, 07, 08  
 Schubert, Herman A. 1918  
 Schultz, Charles 1924, 27  
 Schultz, Danny 1963, 64  
 Scott, Charles 1958, 59  
 Scott, Robert R. 1928  
 Seale, Bill 1974  
 Setliffe, J. Alvin 1929  
 Sewell, Antony 1998  
 Sexton, Scott (Mgr.) 1989, 90  
 Sharp, Harry B. 1928, 29 (Capt.), 30  
 Sheffield, John 1962  
 Sheffield, Shun 1992, 93, 94  
 Showalter, Dalen 1958, 59, 60 (Capt.)  
 Simpson, Gene 1956  
 Singerman, Jeff (Mgr.) 1975, 76  
 Slay, Ron 2000, 01, 02, 03 (Capt.)  
 Smith, Barry (Mgr.) 1983, 84  
 Smith, Curtis (Mgr.) 1986  
 Smith, JaJuan 2005, 06, 07, 08 (Capt.)  
 Smith, Matthew G. 1909  
 Smith, Ramar 2007, 08  
 Smith, Tyler 2008, 09 (Capt.), 10  
 Smithwick, Fred 2003, 04, 05  
 Snodgrass, John 1984  
 Snow, John 1972, 73, 74  
 Spurlock, Jay (Mgr.) 2010  
 Stafford, Robert 1932, 33, 34  
 Stokes, Jarnell 2012, 13, 14  
 Stribling, Derek 2002, 03  
 Sullivan Jr., Joseph W. 1919, 20  
 Swearingen, Clarence 1988, 89

## T

Tabb, Josh 2007, 08, 09  
 Tatum, Cameron 2009, 10, 11, 12  
 Taylor, Ron 1989  
 Tefetteller, Kenne 1978, 79  
 Test, Eddie 1960, 61  
 Thomas Jr., Daniel R. 1945, 46, 47  
 Thomas, Frank 1939, 40, 41 (Capt.)  
 Thomas, Jack 1946, 49  
 Thomas, J. Pope (Mgr.) 1951  
 Thomas, Stacey 1985  
 Thompson, Darius 2014  
 Thompson, Herman 1954, 55, 56, 57 (Capt.)  
 Threeths, Chuck 1977, 79, 80  
 Titsworth, John R. 1911, 12, 13  
 Tomlinson, Wayne 1972, 73, 74

Tormohlen, Gene 1957, 58, 59 (Capt.)  
 Treadway, Joe 1950, 52  
 Troutman, Conrad E. 1918, 19, 20, 21 (Capt.) 22  
 Tucker, John T. 1917 (Capt.)  
 Turner, Zach 2000, 01, 02, 03  
 Truelove, Jeff (Mgr.) 1968, 70

## V

Victor, Isiah 1998, 99, 00, 01  
 Voelker, Eddie 1971, 72, 73

## W

Walden, Leslie E. 1913, 15, 16  
 Walker, Harris 2000, 01  
 Wallace, Bill 1962  
 Waller, Albert P. (Mgr.) 1927, 28  
 Walther, Paul 1945, 47, 48, 49 (Capt.)  
 Warren, Buist 1938, 40  
 Watson, C.J. 2003, 04 (Capt.), 05 (Capt.), 06 (Capt.)  
 Weatherford, Heiskell (Mgr.) 1934  
 Welcker, James D. 1910  
 Wells, Jordan (Mgr.) 1995  
 Westercamp, Charles W. "Chuck" 1937, 38  
 Wexler, Daniel B. 1917, 18  
 Whaley, Jordan (Mgr.) 2014  
 Wharton, Brandon 1996, 1997, 98, 99  
 Whitaker, Robert 1938, 40  
 White, Benton 1909  
 White, Tony 1984, 85, 86, 87  
 Whitesell, Bill (Mgr.) 1991, 92, 93, 94  
 Whitted, Kevin 1993, 94, 95  
 Widby, Ron 1965, 66, 67 (Capt.)  
 Widseth, Carl 1953, 54, 55, 56 (Capt.)  
 Wiener, Ed 1953, 54, 55 (Capt.)  
 Wilborn, Elgrace 2002, 03  
 Wild, Tanner 2009  
 Williams, Brian 2008, 09, 10, 11  
 Williams, Shane 1995, 96  
 Wilson, Donald 1933  
 Wilson, Tommy 1961, 62, 63  
 Winchester, John 2003, 04  
 Wingate, Major 2004, 05, 06 (Capt.)  
 Wiseman, Lang 1990, 91, 92, 93  
 Witt, Roy 1928  
 Wolfe, Lloyd 1915, 16, 17  
 Wood, Howard 1978, 79, 80, 81  
 Woodall, Jim 1969, 70, 71  
 Woods, Kevin 1982, 83, 84, 85  
 Woods, Rodney 1973, 74, 75 (Capt.)  
 Woods, Terrence 2000, 01  
 Woolridge, Renaldo 2009, 10  
 Wooton, Gordon 1943  
 Wright, Bill 1943, 47  
 Wynn, Herman D. "Breezy" 1933

## Y

Yarbrough, Vincent 1999, 00, 01, 02  
 Young, Bill 1967



### Bill Gibbs Assistant Coach, 1962-64

When Ray Mears was named the head coach at Tennessee in the spring of 1962, he quickly tabbed Bill Gibbs, who was then coaching at Fairborn (Ohio) High School, as his assistant coach.

Early in their first season at UT, when Mears fell ill with physical and emotional exhaustion, it was Gibbs whom acting athletic director Bowden Wyatt asked to fill in.

After starting league play with two losses in their first three SEC games, things were not looking good for the Vols, as they had to travel to league-power Kentucky. Behind All-American Cotton Nash, the Wildcats raced to a 15-point lead, but the Vols rallied behind Tommy Wilson's 28 points for a 78-69 upset.

The Vols struggled for consistency during the 1962-63 season but managed some big wins under Gibbs. UT also knocked off league-leader and ninth-ranked Auburn, and then completed the season sweep of Kentucky with a 63-55 win in Knoxville.

Mears returned for the 1963-64 season, and Gibbs went back to his role as assistant after building a reputation as one of the bright young coaches in the field.

Gibbs, in his second season at Tennessee, had just finished giving the scouting report for the Vols' game at Florida on the morning of Feb. 3, 1964, when he boarded a plane for another scouting assignment against Auburn. The small commuter plane bound for Jacksonville, Fla., crashed shortly after takeoff, killing Gibbs and the eight others aboard.

His name lived on for several decades at the University of Tennessee, where one of the dormitories that was used by several student-athletes, Gibbs Hall, bore his name. The building was finally razed in 2014 to make room for a new, more modern residence hall.

# ALL-TIME ASSISTANT COACHES & STAFF

## ASSISTANT COACHES

Aberdeen, Stuart — Associate coach 1966-77  
 Ammerman, Leon — Freshman coach 1958-59  
 Barnhill, J.H. — Freshman coach 1932-36  
 Bartlett, Tommy — Freshman coach 1962-63; Assistant coach 1963-66  
 Benson, Chuck — Assistant coach 1993-94, 2003-05  
 Braden, Beau — Assistant coach 2014-15  
 Brown, Al — Assistant coach 1991-93  
 Bryan, Fred — Assistant coach 1987-89  
 Burton, Bob — Assistant coach 1978-86  
 Byers, Jack — Volunteer coach 1980-81; Assistant coach 1981-84  
 Carter, Bobby — Freshman coach 1961-62  
 Comunale, Frank — Assistant coach 1974-76  
 Conroy, Ed — Director of operations 2001-03; Assistant coach 2003-05  
 Crawford, Coleman — Assistant coach 1986-89  
 Crowell, Carelton — Assistant coach 1948-50  
 Crum, Steve — Assistant coach 1989-91, 1992-93; Administrative assistant 1991-92  
 Daniel, Al — Assistant coach 2001-03; Director of operations 2003-05  
 Davis, A.W. — Assistant freshman coach 1969-70; Assistant coach 1970-75  
 Deaton, Tom — Assistant coach 1976-80  
 Edgar, Scott — Assistant coach 2005-06  
 Ferguson, Chris — Assistant coach 1997-03; Associate head coach 2003-05  
 Fertig, Jack — Assistant coach 1980-87  
 Forbes, Steve — Assistant coach 2006-11  
 Frank, Lawrence — Assistant coach 1994-97  
 Gentry, Bob — Freshman coach 1957-58  
 Gibbs, Bill — Assistant coach 1962-64  
 Griffin, Mark — Assistant coach 1993-94  
 Harkness, William S. Jr. — Freshman coach 1928-32  
 Harrell, Frank — Junior varsity coach 1976-77; Assistant coach 1977-78  
 Harris, Jon — Assistant coach 2011-14  
 Hatfield, Sid — Assistant coach 1967-70  
 Hobt, A.W. — Assistant coach 1921-26  
 Hunt, Michael — Assistant coach 1994-97  
 Jones, Tony — Associate head coach 2005-11  
 Keating, Kerry — Assistant coach 2001-03  
 Lanier, Rob — Associate head coach 2015-present  
 Little, Elvin — Freshman coach 1954-55  
 Lockwood, Dean — Assistant coach 1986-91  
 Loveless, Bill — Freshman coach 1955-56  
 Martin, Ray — Assistant coach 1989-93  
 McKinnie, Silas — Assistant coach 1993-94  
 McMillian, Craig — Assistant coach 1994-96  
 Morris, Marty — Assistant coach 1971-74  
 Neff, Herb — Freshman coach 1956-57  
 Ogden, Chris — Assistant coach 2015-present  
 Oliver, Desmond — Assistant coach 2015-present  
 Parker, Jerry — Freshman coach 1964-66; Assistant coach 1966-67  
 Patterson, Ralph — Assistant coach 1959-62  
 Pauley, Eric — Assistant coach 1997-01  
 Pinkins, Al — Assistant coach 2014-15  
 Risser, Bob — Freshman coach 1959-60  
 Samuels, Byron — Assistant coach 1997-01  
 Schmidt, Billy — Assistant coach 1996-97  
 Schrieter, Ray — Assistant coach 1984-86  
 Shay, Jason — Assistant coach 2005-11  
 Shumate, Chris — Assistant coach 2014-15  
 Sines, John — Assistant coach 1951-59  
 Stevens, Bob — Assistant coach 1978-82  
 Webster, Tracy — Assistant coach 2011-12; Associate head coach 2012-14  
 Wettig, Cliff — Assistant coach 1975-77; Associate coach 1977-78  
 Williams, Kent — Assistant coach 2011-14  
 Wright, Bill — Freshman coach 1960-61

## ADMINISTRATIVE ASSISTANTS

Bennett, Hershel — Administrative assistant 1992-94  
 Benson, Chuck — Administrative assistant 1994-95  
 Boyle Tad — Administrative assistant 1997-98  
 Buckner Carolyn — Administrative assistant 1990-94  
 Cole, Beth — Administrative assistant 1997-99  
 Collazo, Liz — Administrative assistant 1994-97  
 Condon, Kyle — Assistant to the Head Coach

Fall, Greg — Administrative assistant 1996-97  
 Grant, Ray — Administrative assistant 1998-01  
 Harpel, Janice — Administrative assistant 1999-2012  
 Hetzel, Debbie — Administrative assistant 1987-90  
 Igar, Maria — Administrative assistant 1977-89  
 Moseley, Denise — Administrative assistant 1994-97  
 Pancratz, Mark — Assistant to the head coach 2009-11  
 Reynolds, Janet — Administrative assistant 2001-present  
 Swearengen, Clarence — Administrative assistant 2003-05  
 Tipton, Betty — Administrative assistant 1997-2001  
 Walton-Allen, Marzella — Administrative assistant 1992-95  
 Williamson, Joy — Administrative assistant 1989-94

## ATHLETIC TRAINERS

Bradshaw, Tom — Assistant trainer 1975-76  
 Click, Mike "Moe" — Associate trainer 1993-96  
 Mullins, Leroy — Associate trainer 1973-74  
 Newman, Chad — Graduate assistant 1997; Assistant athletic trainer 1998-00; Associate athletic trainer 2001-09; Senior associate athletic trainer 2010-2012; Associate director of sports medicine 2012-present  
 Rollo, Mike — Assistant trainer 1977-85; Associate trainer 1986-92  
 Wall, Tom — Assistant trainer 1969-73

## DIRECTORS OF BASKETBALL OPERATIONS

Conroy, Ed — Director of operations 2001-03  
 Daniel, Al — Director of operations 2003-05  
 Fancher, Houston — Director of operations 2011-13  
 Harris, Marco — Director of operations 2013-14  
 Johnson, Ken — Director of operations 2005-11  
 Kniffen, Mary-Carter — Director of operations 2015-present  
 Phelps, Justin — Director of operations 2014-15

## DIRECTORS OF PLAYER DEVELOPMENT

Burton, J.T. — Director of player development 2014-15

## MEDIA RELATIONS DIRECTORS/SIDS

Ford, Bud — Assistant sports information director 1966-1985  
 Grim, David — Assistant sports information director 1988-1991; Associate sports information director 1991-2000  
 Harris, Haywood — Sports information director 1961-65  
 Manning, Gus — Sports information director 1951-60  
 Musser, Tucker — Sports information director 1948-50  
 Nelson, Lindsey — Sports information director 1951  
 Pinkerton, Craig — Assistant sports information director 2000-02; Associate sports information director 2002-08  
 Satkowiak, Tom — Associate sports information director 2008-10; Associate media relations director 2010-present  
 Whitworth, Mark — Assistant sports information director 1986-88

## STRENGTH & CONDITIONING COACHES

Bailey, Dan — Assistant strength and conditioning coach 1995  
 Brown, Brian — Assistant strength and conditioning coach 2000  
 Christopher, Nicodemus — Associate strength and conditioning coach 2012-14  
 Hobby, Marion — Assistant strength and conditioning coach 1999  
 Lindsey, Robert — Assistant strength and conditioning coach 1994  
 Medenwald, Garrett — Associate strength and conditioning coach 2015-present  
 Moore, Roderick — Assistant strength and conditioning coach 2001-04  
 Moyer, Todd — Associate strength and conditioning coach 2014-15  
 Ollison, Tony — Assistant strength and conditioning coach 1996-98  
 Wills, Troy — Assistant strength and conditioning coach 2004-12

## STUDENT-ATHLETE WELFARE COORDINATORS

Harris, Marco — Student-athlete welfare coordinator 2011-13

## VIDEO COORDINATORS

Davis, Riley — Video coordinator 2014-15  
 Fancher, Houston — Coordinator of video scouting 2011  
 Pancratz, Mark — Video coordinator 2008-09; Assistant to the head coach 2009-11; Coordinator of video scouting 2011-13  
 Proffitt, Ty — Video coordinator 2014-15

**Bold** = Active

OUTLOOK

PLAYERS

STAFF

REVIEW

RESULTS

RECORDS

HONORS

POSTSEASON

VOLMANAC

MEDIA INFO



## LETTERMEN BY HOMETOWN

Corrections or additions to this list should be directed via email to [tomsid@tennessee.edu](mailto:tomsid@tennessee.edu)

**ALABAMA****Auburn**

Howell, Jordan 2005, 06, 07, 08 (Capt.)

**Birmingham**

Goodson, Gannon 1991, 92, 93, 94

**Decatur**

Mostella, Detrick 2015

**Fayette**

Finley, Jim 1964

**Gadsden**

Naler, Kirk 1983, 84, 85

**Marion**

Johnson, Alonzo 1992

**Moulton**

Taylor, Ron 1989

**ARIZONA****Parker**

Davis, Vegas 1997, 98, 99, 00

**CALIFORNIA****Los Angeles**

Patterson, Andre 2005, 06

**Riverside**

Gray, Ed 1994

**San Bernardino**

Bohannon, Etdrick 1995

**San Diego**

Goins, Melvin 2010, 11

**Sherman Oaks**

Woolridge, Renaldo 2009, 10

**CONNECTICUT****Stamford**

Winchester, John 2003, 04

**FLORIDA****Apopka**

Carmichael III, Willie 2015

**Clearwater**

Wallace, Bill 1962

**Ft. Walton Beach**

Nix, Dyron 1986, 87, 88, 89

**Groveland**

Robbins, Austin "Red" 1965, 66

**Miami**

Byrd, Bill 1948, 49  
Warren, Buist 1938, 40

**Orlando**

Reese, Derek 2014, 15

**Tallahassee**

Stribling, Derek 2002, 03

**GEORGIA****Albany**

Sheffield, Shun 1992, 93, 94

**Atlanta**

Kinard, Rudy 1969, 70

**Bainbridge**

Baulkman, Devon 2015

**Baxley**

Meriweather, James 1978

**Buford**

Davis, A.J. 2014

**Covington**

Hendrix, Jemere 2004, 05

**Decatur**

Curry, Michael 1990, 91, 92

**Dublin**

Wynn, Herman D. "Breezy" 1933

**Ellenwood**

Johnson, Reggie 1977, 78, 79, 80

**Gainesville**

Thomas, Stacey 1985

**Kennesaw**

Moore, Armani 2013, 14, 15 (Capt.)

**Lithonia**

Clark, Rickey 1989  
Tatum, Cameron 2009, 10, 11, 12

**Marietta**

Ellis, Dale 1980, 81, 82, 83  
Hipsher, Charles 1951, 52, 53

**Midway**

McRae, Jordan 2011, 12, 13, 14

**Millen**

Burton, Willie 1982, 83, 84

**Powder Springs**

Golden, Trae 2011, 12, 13

**Ringgold**

Moss, David 1974

**Savannah**

Milson, Daryl 1991, 92, 93

**Stone Mountain**

Hall, Kenny 2010, 11, 12, 13

**ILLINOIS****Benson**

Johnson, Don 1969, 70, 71

**Carbondale**

Tabb, Josh 2007, 08, 09

**Chicago**

Chievous, Quinton 2013

**Collinsville**

Ray, Steve 1979, 80, 81, 82

**Rock Falls**

Bogott, Dan 1953

**Watseka**

Martin, John 1960, 61, 62 (Capt.)

**INDIANA****Bloomington**

Brand, Chris 1992, 93

**Fort Wayne**

Keenan, Bert 1950, 51

**Greenfield**

Edwards, Mike 1971, 72, 73

**Holland**

Tormohlen, Gene 1957, 58, 59 (Capt.)

**Jeffersonville**

Flynn, Jim 1950

**Kokomo**

Kellar, Dick 1955, 57

**Lafayette**

Perigo, Bob 1959, 61

**Logansport**

Showalter, Dalen 1958, 59, 60 (Capt.)

**New Castle**

Ammerman, Leon 1956, 57, 58 (Capt.)  
Huffman, Gilbert 1939, 1940 (Capt.), 41

**Richmond**

Logan, Byrl C. 1937, 38, 39 (Capt.)

**Vincennes**

Parmenter, Bob 1952

**KANSAS****Wichita**

Barnes, Cortez 1994

**KENTUCKY****Campbellsville**

Parker, Jerry 1962, 63 (Capt.)

**Carlisle**

Gilley, Bill 1959, 61

**Covington**

Walther, Paul "Lefty" 1945, 47, 48, 49 (Capt.)

**DeWitt**

Bingham, Don 1957

**Earlington**

Coffman, Wes 1967, 68

**Elizabethtown**

Hendrix, Tom 1966, 67, 68 (Capt.)

**Fall Rock**

Campbell, Glenn 1959, 60, 61 (Capt.)

**Four Mile**

Woods, Rodney 1973, 74, 75 (Capt.)

**Hebron**

Parton, Ralph 1980

**Hopkinsville**

Hopson, Scotty 2009, 10, 11  
Victor, Isiah 1998, 99, 00, 01

**Louisville**

Bertelkamp, Hank 1951, 52, 53 (Capt.)  
Brown, Jermaine 1992, 93  
Houston, Allan 1990, 91, 92, 93  
Kemper, Bob 1945  
Powell, Dale 1948, 49, 50  
Voelker, Eddie 1971, 72, 73

**Manchester**

Garrison, Henry 1958, 59

**Maysville**

Lofton, Chris 2005, 06, 07 (Capt.), 08 (Capt.)

**Middlesboro**

Schultz, Danny 1963, 64

**Paducah**

Arterburn, Sam 1986

**Pikeville**

Booth, Bill 1961, 63

**Sandy Hook**

Bowling, Orb 1961, 62, 63

**LOUISIANA****New Orleans**

Robertson, Maurice 1996

**MARYLAND****Baltimore**

Barton, Antonio 2014  
Woods, Kevin 1982, 83, 84, 85

**Odenton**

Owens, Tariq 2015

**Suitland**

Maze, Bobby 2009, 10

**MICHIGAN****Mt. Clemens**

Smith, Ramar 2007, 08

**Royal Oak**

Peltz, Roger 1971

**Trenton**

Nash, Kevin 1978, 79, 80

**MINNESOTA****Minneapolis**

Widseth, Carl 1953, 54, 55, 56 (Capt.)

**MISSISSIPPI****Sardis**

Harris, Torrey 1996, 97, 98, 99

**NEBRASKA****Omaha**

Albrecht, Justin 2003-04

**NEVADA****Las Vegas**

Watson, C.J. 2003, 04 (Capt.), 05 (Capt.),  
06 (Capt.)

**NEW JERSEY****Springfield**

Hirschorn, Steve 1972

**NEW YORK****Bronx**

Punter, Kevin 2015  
Williams, Brian 2008, 09, 10, 11

**Brooklyn**

King, Bernard 1975, 76, 77  
Wiener, Ed 1953, 54, 55 (Capt.)

**Dix Hills**

Harris, Tobias 2011

**East Hampton**

Wood, Howard 1978, 79, 80, 81

**Forest Hills**

Grunfeld, Ernie 1974, 75, 76, 77 (Capt.)

**Lackawanna**

Threeths, Chuck 1977, 79, 80

**Niagara Falls**

Beaman, Tyrone 1981, 82, 83, 84

**NORTH CAROLINA****Asheville**

Brown, Fred V. 1929, 30  
Gash, Pee-Wee 2003, 04

**Ayden**

Dunk, Alico 1995

**Charlotte**

Rivers, Steve 1990, 91, 92  
Turner, Zach 2000, 01, 02, 03  
White, Tony 1984, 85, 86, 87

**Durham**

Lee, Rashard 1996, 97, 98, 99

**Fayetteville**

Fields, John 2011

**Goldsboro**

Richardson, Anthony 1984, 85, 86, 88

**Greensboro**

Jarvis, Bill 1952, 53, 54, 55  
Keister, Earl 1922, 23, 24, 25 (Capt.)

**Marion**

Hausley, Ron 1986, 87

**Raleigh**

Ndiaye, Rawane "Pops" 2014

**Spruce Pine**

Grindstaff, Jenis 2001, 02

**Weaverville**

Robinson, Harvey L. 1931

**Wilmington**

Whitted, Kevin 1993, 94, 95

**OHIO****Alliance**

Johanson, Mike 1986

**Canton**

Brykalski, Bob 1975  
Hug, Paul 1929

**Celina**

Myers, Kerry 1968, 70

**Cincinnati**

Berry, Orlando 1992  
Childress, Ryan 2006, 07, 08, 09  
Federmann, Dan 1981, 82, 83, 84

**Cleveland**

Hann, Bill 1967, 68, 69

**Dayton**

Ashworth, Doug 1974, 75, 76 (Capt.)  
Bayne, Howard 1964, 65, 66 (Capt.)  
Bell, David 1967  
Carmichael, Ron 1959, 60

**Franklin**

McIntosh, Larry 1964, 65, 66 (Capt.)

**Independence**

Boerwinkle, Tom 1967, 68

**Maple Heights**

Kosmalski, Len 1972, 73, 74 (Capt.)

**Newark**

Snow, John 1972, 73, 74

**Sandusky**

Barnett, Irv "Big Stoop" 1945  
Jones, DaShay 1997, 98

**Shaker Heights**

Higgins, Jon 2000, 01, 02, 03 (Capt.)

**Springfield**

Wilborn, Elgrace 2002, 03  
Wilson, Tommy 1961, 62, 63

**Toledo**

Crosby, Terry 1976, 77, 78, 79

**Wooster**

Petty, Malcolm "Mac" 1967, 68

**Youngstown**

Joyce, Tim 1975

**OKLAHOMA****Edmond**

Richardson, Josh 2012, 13, 14, 15 (Capt.)

**PENNSYLVANIA****Altoona**

Johnston, Dick 1969, 70, 71

**Pennel**

Cornwall, Jimmy 1965, 66

**Pittsburgh**

Balitsaris, Mike 1940, 41, 42

**SOUTH CAROLINA****Florence**

Wingate, Major 2004, 05, 06 (Capt.)

**Irmo**

Savage, Brooks (Mgr.) 2006, 07, 08

**Spartanburg**

O'Shields, Garland "Mule" 1945 (Capt.), 46  
(Capt.)

**TENNESSEE****Alcoa**

Thompson, Herman 1954, 55, 56, 57 (Capt.)

**Arlington**

Wiseman, Lang 1990, 91, 92, 93

**Blountville**

Caldwell, Craig (Mgr.) 1942

**Bradford**

Bryant, Frank E. (Mgr.) 1910

OUTLOOK

PLAYERS

STAFF

REVIEW

RESULTS

RECORDS

HONORS

POSTSEASON

VOLMANAC

MEDIA INFO



**Brentwood**

Murphy, Rob 2013

**Bristol**

Hogsett, Bobby 1963, 64, 66

**Capleville**Bowe, Clarence 1923, 24, 25  
Bowe, Nat W. (Mgr.) 1938**Carthage**

Moore, Scott 1996, 97, 98

**Chattanooga**Binks Jr., William P. (Mgr.) 1941  
Black, C.J. 1997, 98, 99, 00  
Perkins, Marion F. 1935, 36  
Poole, Michael 1980  
Price, Jay 1989, 90, 91, 92  
Snodgrass, John 1984  
Test, Eddie 1960, 61  
Walker, Harris 2000, 01**Cleveland**Baker, Del 1998, 99, 00, 02  
Cate, Bill 1955, 56  
Haggard Jr., William O. (Mgr.) 1929  
Smith, JaJuan 2005, 06, 07, 08 (Capt.)  
Yarbrough, Vincent 1999, 00, 01, 02**Clinton**

Crenshaw Jr., Douglas (Mgr.) 1952

**Columbia**Jenkins, Fred 1984, 85, 86, 87  
Thomas, Frank 1939, 40, 41 (Capt.)**Cross Plains**

Groves, Carius 1990, 91, 92

**Farragut**

Graham, Don 1948, 49, 50

**Fayetteville**

Hatcher, Bill 1921, 22, 23, 24 (Capt.)

**Franklin**Moore, Jason 1995  
Ring, J.J. 1909, 10**Fountain City**

Matlock, Sam A. (Mgr.) 1936

**Gallatin**Hite, Paul P. 1912  
Ransley, Allen C. 1936**Grand Junction**

Hamer, Steve 1993, 94, 95, 96 (Capt.)

**Greenback**

Disney, Mike 1963

**Greeneville**Campbell, Roe 1921, 22, 23  
Ottinger, Russell (Mgr.) 2014**Happy Valley**

Treadway, Joe 1950, 52

**Hendersonville**

Hubert, Michael 2011

**Humboldt**

Atkins, Doug 1951

**Jackson**Chism, Wayne 2007, 08, 09 (Capt.), 10 (Capt.)  
Donnell, Robert (Mgr.) 1987  
Fisher, Dick 1959, 60, 61  
Freeman, John (Mgr.) 1985, 87**Jellico**

Harkness, William S. 1923, 24, 25, 26 (Capt.)

**Johnson City**Carnes, Gary 1979, 80, 81  
Johnson, Damon 1995, 96  
McCown, Leonidas W. 1909  
Williams, Shane 1995, 96**Kenton**

Smith, Matthew G. 1909

**Kingsport**Carnes, Shane 1995  
Dodd, Robert L. 1929, 30 (Capt.), 31  
Gipe, Bob 1955, 56, 57  
Hug, Paul 1929**Kingston**Clark, Austin 1974, 75, 76  
Guinn, Bobby Jack 1967**Knoxville**Anderton, David 1960, 61, 62  
Ayres, Morgan B. 1924  
Bailey, William 1943  
Bartlett, Tommy 1950, 51, 52 (Capt.)  
Bertelkamp, Bert 1977, 78, 79, 80  
Byington, J.D. 1953, 54, 55  
Callaway, Frank B. 1918 (Capt.), 19 (Capt.)  
Campbell, Galen 2015  
Cannington, Quinn 2010  
Christenberry, Dexter (Mgr.) 1937  
Clemmons, Drew 2003  
Cooper, Ray 1958, 59  
Crittenden, Ray 1923, 24, 25, 26  
Crumbless, Polk 1933, 34  
Cruze, Kyle 1954  
Ellison, Marvin (Mgr.) 1939  
England, Jimmy 1969, 70, 71 (Capt.)  
Faust, Hugh 1929, 30, 31 (Capt.)  
Fox, Robert 1940  
Gentry, Bob 1956, 57  
Greenblatt, LeClaire 1930, 31, 32  
Hall, Bill 1953, 54 (Capt.), 55  
Henry, Travis 1986, 87, 88, 89  
Houston, John 1961  
Hyatt, Jerald 1982  
Johnson, A. Howard 1921, 22, 23 (Capt.), 24  
Jones, Hugh 1947, 48, 49, 50  
Jones, Rob 1983, 84, 85, 86  
Justus, Bill 1967, 68, 69 (Capt.)  
Ketchen, F. Earl 1910, 11 (Capt.)  
Kipp, Solon S. 1909, 10 (Capt.)  
Kirk, Albert E. 1932, 33, 34 (Capt.)  
Krisle, George 1936, 37, 38  
Ledbetter, Paul (Mgr.) 2004  
Lopez, Brandon 2013  
Lovelace, Bill 1953, 54, 55  
Lowery, Butch 1958  
Luttrell, William 1939, 40, 41  
Masterson, Tipton 1935, 36, 37  
McCormack, Brandon (Mgr.) 2004  
Montgomery, Ed 1948, 49, 50  
Neff, Herbie 1951, 52  
Neyland, Lewis 1954, 55, 56  
Pearl, Steven 2008, 09, 10, 11  
Plotnicki, Skip 1965  
Preston, Don (Mgr.) 1958, 59  
Reeder, C.A. "Lum" 1914, 17, 19  
Reeder, Claude "Goot" 1930, 31, 32 (Capt.)  
Reeverts, Don 1957, 58, 59  
Rice, Earle B. 1910  
Roth, Doug 1986, 87, 88  
Sample, Edward B. (Mgr.) 1924  
Scott, Charles 1958, 59  
Sewell, Anthony 1998

Thomas Jr., Daniel R. 1945, 46, 47

Thomas, Jack 1946, 49

Titworth, John R. 1911, 12, 13

Troutman, Conrad E. 1918, 19, 20, 21 (Capt.), 22

Widby, Ron 1965, 66, 67 (Capt.)

Wright, Bill 1943, 47

Young, Bill 1967

**Lenoir City**

Burdette, George 1925

**Lewisburg**Batey, Jack S. 1923, 25  
Haislip, Marcus 2000, 01, 02**Lexington**

Thomas, J. Pope (Mgr.) 1951

**Madison**

Carnes, Myron 1984, 85

**Maryville**Coulter, Kenny 1957, 58, 59  
Fisher, John W. 1936, 37  
Teffeteller, Kenne 1978, 79**Memphis**Anderson, Harry 1934, 35 (Capt.), 36 (Capt.)  
Bradshaw, Dane 2004, 05, 06, 07 (Capt.)  
Brooks, Michael 1981, 82, 83, 85  
Campbell, Don 1970  
Cole, Johnny Paul (Mgr.) 2012  
Golden, LaMarcus 1993, 94  
Harris, Antonio 1996, 97  
Harris, Tony 1998, 99, 00, 01  
Janes, Palmer 1919, 20, 21, 22 (Capt.)  
Langschmidt, Carl 1953  
Love, Anthony 1981  
Mansfield, Larry 1968  
McCabe, Willis 1920  
McCallum, Robert (Mgr.) 1932  
McFadgon, Scooter 2004, 05 (Capt.)  
McKeen, Allyn E. 1926, 27, 28  
Neely, Frank S. 1911  
Pardue, James W. (Mgr.) 1940  
Prince, J.P. 2008, 09, 10 (Capt.)  
Scott, Robert R. 1928  
Sexton, Scott (Mgr.) 1989, 90  
Sharp, Harry B. 1928, 29 (Capt.), 30  
Smithwick, Fred 2003, 04, 05  
Stokes, Jarnell 2012, 13, 14  
Swearengen, Clarence 1988, 89  
Weatherford, Heiskell (Mgr.) 1934  
Woods, Terrence 2000, 01**Millington**

Corbett, Maurice 1929, 30, 31 (Capt.)

**Morristown**

Marshall, Floyd "Biggy" 1935, 36, 37 (Capt.)

**Murfreesboro**

Thompson, Darius, 14

**Nashville**Allen, Corey 1992, 93  
Bone, Josh 2010, 11  
Bowers, Richard 1950, 51, 52  
Burris, Art 1947, 48, 49, 50 (Capt.)  
Hackman, J.S. 1929  
Harper, Tyrone 1984, 86  
Hathaway, Charles 1997, 98, 99, 00, 01  
Herndon, Boomer 2003, 04  
Jackson, Mike 1975, 76, 77 (Capt.)  
Johnson, Rip 1981  
Lucas, Charles R. "Mike" 1929, 30 (Capt.) 31  
McWhirter, E. Powell 1931, 32, 33 (Capt.)  
Risser, Bob 1957, 58, 59  
Slay, Ron 2000, 01, 02, 03 (Capt.)

Wharton, Brandon 1996, 97, 98, 99  
Whitesell, Bill (Mgr.) 1991, 92, 93, 94

### Newbern

Hubbs III, Robert 2015

### Oak Ridge

Moss, Howie 1960, 62 (Capt.)

### Paris

Littleton, Ed 1981, 83

### Powell Station

Dougherty, Nathan W. 1909 (Capt.)

### Pulaksi

Smith, Tyler 2008, 2009 (Capt.), 10

### Ridgetop

Phillips, William 1933, 34

### Rogersville

Richardson, Lloyd 1971, 72 (Capt.), 73

### Rutledge

Davis, A.W. 1963, 64, 65 (Capt.)  
McBee, Skylar 2010, 11, 12, 13

### Savannah

Barnhill, John H. 1926, 27, 28

### Sevierville

Whaley, Jordan (Mgr.) 2014

### Smithville

Braswell, Bo (Mgr.) 1987

### Smyrna

DeBro, Eddie 2006

### Springfield

Darden, Johnny 1976, 77, 78 (Capt.), 79 (Capt.)

### Sweetwater

Green, Aaron 1996, 97, 98, 99

### Tullahoma

Robertson, Victor M. (Mgr.) 1923, 24

### Union City

Bonds, Rodney 1994  
Caldwell, Stanley 1993, 94  
Elam, Thomas F. (Mgr.) 1930, 31  
Griffin, Mark 1986, 87, 88, 89  
Harris, David W. (Mgr.) 1933

### Woodford

Pace, Lewis C. 1915 (Mgr.), 16

## TEXAS

### El Paso

Seale, Bill 1974  
Tomlinson, Wayne 1972, 73, 74

### Houston

Asumnu, Stanley 2003, 04, 05, 06  
Crump, Brandon 2002, 03, 04 (Capt.), 05  
(Capt.)  
Ikeakor, Andy 2001, 02

### Silsbee

Holden, Thaydeus 2002, 03

## VIRGINIA

### Bristol

Carter, Bobby 1959, 60, 61  
Feathers, Beattie 1932  
Robinette, Pat 1963, 64, 65

### Franklin

Reese, Ronnie 1988, 89, 90, 91

### Fredericksburg

Jackson, Justin 2009

### Hampton

Crews, Duke 2007, 08

### Haysi

Anderson, Glenn 1960

### Roanoke

Kinzel, Hank 1948, 49, 50, 51

### Springfield

Condon, Kyle (Mgr.) 2013

## WASHINGTON, D.C.

Ratliff, James 1978

## WEST VIRGINIA

### Beckley

Cook, Ted 1942, 43 47 (Capt.)

### Benwood

Gasparovic, Joe 1945, 46

### Charleston

Woodall, Jim 1969, 70, 71

### Huntington

Hawkins, Greg 1971  
Hawkins, Marshall 1943, 46, 47, 48 (Capt.)  
Wild, Tanner 2009

### London

Bell, Greg 1988, 89, 90, 91

### Mullens

Elliott, Sid 1962, 63, 64 (Capt.)

### Oak Hill

Jackson, Cornelius 1997

### Princeton

Little, Elvin 1951, 52, 53

### Wheeling

Mehen, Bernard 1940, 41, 42 (Capt.)  
Mehen, Richard 1942, 43, 47 (Capt.)

## WISCONSIN

### Madison

Maymon, Jeronne 2012, 2014

## U.S. VIRGIN ISLANDS

### St. Thomas

Brown, Elvin 1986, 87, 88

## BAHAMAS

### Nassau

Lockhart, Ian 1987, 88, 89, 90  
Miller, Dwight 2012

## CANADA

### Hamilton, Ontario

Croft, Bobby 1968, 69, 70 (Capt.)

## NIGERIA

### Lagos

Makanjuola, Yemi 2012, 13

### Kaduna

Negedu, Emmanuel 2009

OUTLOOK

PLAYERS

STAFF

REVIEW

RESULTS

RECORDS

HONORS

POSTSEASON

VOLMANAC

MEDIA INFO



# INCOMING TRANSFER HISTORY

*Corrections or additions to this list should be directed via email to [tomsid@tennessee.edu](mailto:tomsid@tennessee.edu)*

## DIVISION I TRANSFERS

<b>Name</b>	<b>Year in Residency</b>	<b>Active at Tenn.</b>	<b>Previous School</b>
Bohannon, Etdrick	1993-94	1994-95	Arizona
Bone, Josh <sup>!</sup>	Jan. 2009 - Dec. 2010	2009-11	Southern Illinois
Coogler, Jim <sup>^</sup>	immediately eligible	1980-81	Middle Tennessee State
Grindstaff, Jenis	1998-99	1999-2002	Virginia Tech
Hendrix, Jemere	2002-03	2003-05	Clemson
Hubert, Mike <sup>^</sup>	immediately eligible	2008-11	Chattanooga
Kilmartin, Ryan <sup>^</sup>	immediately eligible	2011-12	Appalachian State
Maymon, Jeronne	Jan. 2010 - Dec. 2011	2010-14	Marquette
McFadgon, Scooter	2002-03	2003-05	Memphis
Murphy, Rob <sup>^</sup>	2010-11	2011-13	Lipscomb
Patterson, Andre	2003-04	2004-06	UCLA
Prince, J.P.	Jan. 2010 - Dec. 2011	2007-10	Memphis
Smith, Tyler	Waiver; immediately eligible	2007-10	Iowa
Tracey, Vinnie	Jan. 1972 - Dec. 1973	1973-75	Boston College

*<sup>^</sup> Transferred to Tennessee as a walk-on; <sup>!</sup> Later earned a scholarship*

## JUNIOR COLLEGE TRANSFERS

<b>Name</b>	<b>Active at Tenn.</b>	<b>Previous School</b>
Albrecht, Justin	2002-04	Iowa Western Community College
Allen, Corey	1991-93	Aquinas Junior College (Tenn.)
Barnes, Cortez	1993-94	Hutchinson Community College (Kan.)
Baulkman, Devon	2014-present	Gulf Coast State College (Fla.)
Berry, Orlando	1991-92	Hiwassee Junior College (Tenn.)
Clemmons, Drew <sup>^</sup>	2001-03	King College (Tenn.; NCAA Division II)
Edwards, D'Montre	2012-14	Brevard Community College (Fla.)
Ferguson, Micquan	2001-02	Aquinas Junior College (Tenn.)
Glenn, Terry	1978-79	Morristown Junior College (Tenn.)
Goins, Melvin	2009-11	Mt. San Jacinto College (Calif.)
Holden, Thaydeus	2001-03	Seward County Community College (Kan.)
Johnson, Damon	1994-96	Hiwassee Junior College (Tenn.)
Johnson, Rip	1979-81	Motlow State Community College (Tenn.)
Jones, DaShay	1996-98	Vincennes Junior College (Ind.)
Kasongo, Ray	2015-present	College of Southern Idaho
Maze, Bobby	2008-10	Hutchinson Community College (Kan.)
Miller, Dwight	2011-13	Midland College (Texas)
Ndiaye, Rawane	2013-14	Indian Hills Community College (Iowa)
Passley, Tony	2006-07	Redlands Community College (Okla.)
Punter, Kevin	2014-present	State Fair Community College (Mo.)
Robbins, Austin "Red"	1964-66	Chipola Junior College (Fla.)
Robinson, Larry	1971-73	Ferrum Junior College (Va.)
Swearengen, Clarence	1987-89	Connors State Junior College (Okla.)
Teffteller, Kenne	1977-79	Walters State Community College (Tenn.)
Turner, Eric	1988-89	Los Angeles City College (Calif.)
Williams, Shane	1994-96	Northeastern Oklahoma A&M
Wright, Lou	2003-04	Southwest Tennessee Community College

*<sup>^</sup> Transferred to Tennessee as a walk-on; <sup>!</sup> Later earned a scholarship*

## GRADUATE TRANSFERS

<b>Name</b>	<b>Active at Tenn.</b>	<b>Previous School</b>
Barton, Antonio	2013-14	Memphis
Chiles, Ian	2014-15	IUPUI
Fields, John	2010-11	UNC Wilmington


# MULTI-SPORT BASKETBALL PLAYERS

PLAYER	POS	YEARS	OTHER SPORTS AT TENNESSEE (POS, YEARS)
Anderson, Harry	C	1934-36	Track (1934-36)
Atkins, Doug	C	1951	Football (T, 1950-52); Track (1950-52)
Asumnu, Stanley	F	2003-06	Football (WR, 2006)
Balitsaris, Mike	G	1940-42	Football (End, 1939-41)
Barnhill, John H.		1927-28	Football (1925-27)
Bartlett, Tommy	G	1951-52	Tennis (1950-52)
Burdette, George		1925	Football (G, 1923-25); Track
Campbell, Don	G	1968-70	Baseball (INF, 1968-70)
Campbell, Roe	C	1921-23	Football (QB, 1920-22, 24)
Chancey, Steve	F	1972	Football (FB, 1971-73)
Corbitt, Maurice		1929-31	Track (Jumps)
Coulter, Kenny	G	1957-59	Baseball (INF/RHP, 1959); Track (1957-59)
Crumbliss, Polk		1933-34	Tennis (1933)
Cruze, Kyle "Buddy"	F	1954	Football (E, 1955-56)
Dodd, Bobby L.		1929-31	Football (QB, 1928-30)
Dougherty, Nathan W.	C	1909	Football (RT, 1906-09)
Elliott, Sid	C	1962-64	Track (1962-64)
Faust, Hugh D.		1929-31	Football (QB, 1930)
Fayton, C.J.*	G	2002	Football (WR, 2002-05)
Feathers, Beattie		1932	Football (B, 1931-33)
Fender, M.W.		1912-13	Football (1912)
Fisher, Dick	C	1959-61	Baseball (1B/RHP, 1959)
Foxx, Bob		1940	Football (HB, 1938-40); Baseball (1939 or 1940)
Goins, Melvin	G	2011-12	Football (DB, 2011 spring practice only)
Greenblatt, LeClaire		1930-32	Track
Harkness, William S.	F	1923-26	Football (QB, 1923-26)
Hatcher, Adolphus H. "Buck"	G	1920, 21	Football (HB, 1923)
Hawkins, Marshall	F/C	1943, 46-48	Tennis (1948)
Hug, Paul		1929	Football (End, 1928-30)
Janes, Palmer		1919-22	Football (End, 1919-21)
Kinard, Rudy	G	1969-70	Baseball (SS, 1969-70)
Kipp, Solon S.	G	1909-10	Baseball
Krisle, George	G	1936-38	Tennis (1936-38)
Luttrell, William		1939-41	Football (T, 1938-40)
Marshall, Floyd "Biggy"	F	1935-37	Track (1935-37)
Maxedon, Grover A. 1911	C	1911	Baseball (OF, 1911)
McCabe, Willis		1920	Football (QB, 1919)
McKeen, Allyn E.	G	1926-28	Football (End, 1925-27)
McSpadden, Malcolm	G	1912-15	Football (B, 1914)
Mehen, Bernie	F	1940-42	Track (1940-42)
Mitchell, David*	G	1974	Baseball (OF, 1976-77)
Moore, Owen		1927	Football (HB, 1926)
Moss, Howie	F	1960, 62	Track (Jumps, 1961)
Neff, Herb	C	1951-52	Track (Jumps, 1949-52)
Neyland, Lewis	F	1954-56	Tennis (1953-54)
Perkins, Marion		1935-36	Football (FB, 1936-37)
Petty, Malcolm "Mac"	F	1666-68	Baseball (RHP, 1966-67)
Plotnicki, Ben "Skip"	F	1963-65	Track (1963, 65)
Powell, Dale	F	1948-49	Baseball (1B, 1951)
Preston, Don	F	1958-59	Swimming (Freestyle)
Ransey, Allen C.		1936	Football (C, 1936-37)
Reeverts, Don	F	1957-59	Track (1957-59)
Ring, J.J.	C	1909-10	Football (RT, 1906, 09)
Robinson, Harvey L.		1931	Football (QB, 1931-32)
Scott, Charles	F	1957-59	Track (1958-59)
Smithson, Mike*	F	1975-76	Baseball (RHP, 1975-76)
Test, Eddie	G	1960-61	Baseball (3B, 1960)
Testerman, Kyle*	F	1954-55	Tennis (1954-56)
Titsworth, John R.		1911-13	Baseball (P, 1910-13)
Warren, Buist		1938, 40	Football (QB, 1938-40)
White, Benton		1909	Football (LE, 1907-08)
Widby, Ron	F	1965-67	Baseball (1B, 1965); Football (P, 1964-66); Golf (1966)
Witt, Roy		1928	Baseball (P, 1926-28); Football (HB, 1926-28)
Wolfe, Lloyd S.	G	1915-17	Football (RE, 1914-16)
Woods, Rodney	G	1973-75	Baseball (OF, 1973-74)
Young, Bill	C	1967	Football (DB, 1966, 1968-69)


\* = Did not letter in basketball (squad member)



As a quarterback on the Vols' football team, **Bobby Dodd** led UT to a 27-1-2 record as a starter. He is member of the College Football Hall of Fame as both a player and coach.



Vols forward Mike Smithson also starred on the baseball diamond at Tennessee. He went on to pitch eight years in Major League Baseball and was a member of the Minnesota Twins' 1987 World Series championship team.



A four-sport letterman at UT, **Ron Widby** was selected in three pro drafts in two sports. He played in two Super Bowls with the Cowboys, winning Super Bowl VI.

OUTLOOK

PLAYERS

STAFF

REVIEW

RESULTS

RECORDS

HONORS

POSTSEASON

VOLMANAC

MEDIA INFO



# ALL-TIME RECORD BREAKDOWN

Year	Overall		SEC		Finish	Captain(s)
	W	L	W	L		
1908-09	2	5	-	-	-	Nathan W. Dougherty
1909-10	7	8	-	-	-	Solon S. Kipp
<b>A.A. Stone (7-9, .438)</b>						
1910-11	7	9	-	-	-	Earl F. Ketchen
<b>Zora Clevenger (50-14, .781)</b>						
1911-12	5	5	-	-	-	A. E. Leonhardt
1912-13	9	5	-	-	-	Victor H. Klein
1913-14	15	2	-	-	-	Victor H. Klein
1914-15	9	2	-	-	-	Malcolm McSpadden
1915-16	12	0	-	-	-	B. J. Greenwood
<b>John R. Bender (29-15, .659)</b>						
1916-17	10	5	-	-	-	Joseph Jacobs
<b>R.H. Fitzgerald (5-15-1, .238)</b>						
1917-18	3	9-t1	-	-	-	Dan B. Wexler
1918-19	2	6	-	-	-	Frank Callaway
<b>John R. Bender (29-15, .659)</b>						
1919-20	11	3	-	-	-	Henry R. Bell
1920-21	8	7	-	-	-	Conrad Troutman
<b>M.B. Banks (52-33-1, .605)</b>						
1921-22	12	7-t1	-	-	-	Palmer Janes
1922-23	15	2	-	-	-	Howard Johnson
1923-24	10	8	-	-	-	Bill Hatcher
1924-25	6	8	-	-	-	Earl Keister
1925-26	9	8	-	-	-	Billy Harkness
<b>W.H. Britton (80-73, .523)</b>						
1926-27	7	12	-	-	-	Jim Cooley
1927-28	0	12	-	-	-	Elvin Butcher
1928-29	11	5	-	-	-	Harry B. Sharpe
1929-30	13	4	-	-	-	Bobby Dodd, Charles Lucas
1930-31	11	10	-	-	-	Maurice Corbitt, Hugh Faust
1931-32	8	7	-	-	-	Claude Reeder
1932-33	9	11	3	7	T-10th	Powell McWhirter
1933-34	10	7	3	5	8th	Albert Kirk
1934-35	11	5	7	4	3rd	Harry Anderson
<b>Blair Gullion (47-19, .712)</b>						
1935-36	15	6	8	4	3rd	Harry Anderson
1936-37	17	5	7	1	2nd	Floyd Marshall
1937-38	15	8	7	4	5th	Alvin Rice
<b>John Mauer (127-41, .756)</b>						
1938-39	14	7	6	5	8th	Charles Higdon, Byrl Logan
1939-40	14	7	7	3	2nd	Gilbert Huffman
1940-41	17	5	8	3	3rd	Frank Thomas
1941-42	19	3	7	1	1st	Bernie Mehen
1942-43	14	4	6	3	3rd	Paul Herman
1943-44	World War II — No Team					
1944-45	18	5	8	2	T-1st	Garland O'Shields
1945-46	15	5	8	3	3rd	Garland O'Shields
1946-47	16	5	10	3	3rd	Ted Cook, Dick Mehen
<b>Emmett Lowery (169-110, .606)</b>						
1947-48	20	5	10	2	3rd	Marshall Hawkins
1948-49	19	7	8	3	3rd	Paul Walther
1949-50	15	11	5	6	7th	Art Burris
1950-51	10	13	5	9	10th	Game Captains
1951-52	13	9	7	7	T-6th	Tommy Bartlett
1952-53	13	8	7	6	4th	Hank Bertelkamp
1953-54	11	12	7	7	T-6th	Bill Hall
1954-55	15	7	8	6	5th	Ed Wiener
1955-56	10	14	6	8	T-6th	Carl Widseth
1956-57	13	9	5	9	9th	Herman Thompson
1957-58	16	7	8	6	T-5th	Leon Ammerman
1958-59	14	8	8	6	T-5th	Gene Tormohlen
<b>John Sines (26-45, .366)</b>						
1959-60	12	11	7	7	T-6th	Dalen Showalter
1960-61	10	15	4	10	T-11th	Glenn Campbell
1961-62	4	19	2	12	12th	Howie Moss, John Martin

Year	Overall		SEC		Finish	Captain(s)
	W	L	W	L		
<b>Ray Mears (278-112, .713)</b>						
1962-63	13	11	6	8	7th	Jerry Parker
1963-64	16	8	9	5	T-2nd	Sid Elliott
1964-65	20	5	12	4	2nd	A. W. Davis
1965-66	18	8	10	6	T-3rd	L. McIntosh, H. Bayne
1966-67	21	7	15	3	1st	Ron Widby
1967-68	20	6	13	5	2nd	Tom Hendrix
1968-69	21	7	13	5	2nd	Bill Justus
1969-70	16	9	10	8	5th	Bobby Croft
1970-71	21	7	13	5	2nd	Jimmy England
1971-72	19	6	14	4	T-1st	Lloyd Richardson
1972-73	15	9	13	5	T-2nd	Larry Robinson
1973-74	17	9	12	6	3rd	Len Kosmalski
1974-75	18	8	12	6	T-3rd	Rodney Woods
1975-76	21	6	14	4	2nd	Doug Ashworth
1976-77	22	6	16	2	T-1st	Ernie Grunfeld, Mike Jackson
<b>Cliff Wettig (11-16, .407)</b>						
1977-78	11	16	6	12	T-7th	Johnny Darden
<b>Don DeVoe (204-137, .598)</b>						
1978-79	21	12	12	6	2nd	Johnny Darden
1979-80	18	11	12	6	T-3rd	Game Captains
1980-81	21	8	12	6	3rd	Game Captains
1981-82	20	10	13	5	T-1st	Game Captains
1982-83	20	12	9	9	T-4th	Game Captains
1983-84	21	14	9	9	6th	Game Captains
1984-85	22	15	8	10	T-7th	Game Captains
1985-86	12	16	5	13	8th	Game Captains
1986-87	14	15	7	11	T-8th	Game Captains
1987-88	16	13	9	9	6th	Game Captains
1988-89	19	11	11	7	T-4th	Game Captains
<b>Wade Houston (65-90, .419)</b>						
1989-90	16	14	10	8	T-4th	Game Captains
1990-91	12	22	3	15	T-8th	Game Captains
1991-92	19	15	8	8	3rd (East)	Game Captains
1992-93	13	17	4	12	6th (East)	Game Captains
1993-94	5	22	2	14	6th (East)	Game Captains
<b>Kevin O'Neill (36-47, .434)</b>						
1994-95	11	16	4	12	6th (East)	Game Captains
1995-96	14	15	6	10	T-5th (East)	Steve Hamer
1996-97	11	16	4	12	6th (East)	Game Captains
<b>Jerry Green (89-36, .712)</b>						
1997-98	20	9	9	7	3rd (East)	Game Captains
1998-99	21	9	12	4	1st (East)	Game Captains
1999-00	26	7	12	4	T-1st (East)	Game Captains
2000-01	22	11	8	8	4th (East)	Game Captains
<b>Buzz Peterson (61-59, .508)</b>						
2001-02	15	16	7	9	4th (East)	Game Captains
2002-03	17	12	9	7	4th (East)	Ron Slay, Jon Higgins
2003-04	15	14	7	9	T-5th (East)	Crump, Watson
2004-05	14	17	6	10	5th (East)	Crump, McFadgon, Watson
<b>Bruce Pearl (145-61, .704)</b>						
2005-06	22	8	12	4	1st (East)	Asumnu, Watson, Wingate
2006-07	24	11	10	6	T-2nd (East)	Bradshaw, Lofton
2007-08	31	5	14	2	1st (East)	Lofton, J. Smith, Howell
2008-09	21	13	10	6	T-1st (East)	Tyler Smith, Wayne Chism
2009-10	28	9	11	5	3rd (East)	Wayne Chism, J.P. Prince
2010-11	19	15	8	8	5th (East)	Goins, Pearl, Williams
<b>Cuonzo Martin (63-41, .606)</b>						
2011-12	19	15	10	6	T-2nd	Cameron Tatum
2012-13	20	13	11	7	5th	Game Captains
2013-14	24	13	11	7	4th	Game Captains
<b>Donnie Tyndall (16-16, .500)</b>						
2014-15	16	16	7	11	10th	Moore, Richardson
<b>Seasons: 105</b>						
<b>Overall: 1569-1002-2 (.610) SEC: 702-542 (.564)</b>						



# ALL-TIME PLAYER STATISTICS

## ALL-TIME NUMERICAL JERSEY LISTING

### 00

Bohannon, Etdrick - 1995

### 0

Hernndon, Boomer - 2003, 04  
Woolridge, Renaldo - 2009, 10, 11  
Makanjuola, Yemi - 2012  
Punter, Kevin - 2015

### 1

Yarbrough, Vincent - 1999, 2000, 01, 02  
Wingate, Major - 2004, 05, 06  
Smith, Tyler - 2008, 09, 10  
McRae, Jordan - 2011  
Richardson, Josh - 2012, 13, 14, 15

### 2

Ferguson, Micquan - 2002  
Clemmons, Drew - 2002, 03  
McFadgon, Scooter - 2004, 05  
Smith, JaJuan - 2006, 07, 08  
Goins, Melvin - 2011  
Barton, Antonio - 2014

### 3

Brand, Chris - 1992, 93, 94  
Lee, Rashard - 1996, 97, 98, 99  
Asumnu, Stanley - 2003, 04, 05, 06  
Johnson, Marques - 2007  
Maze, Bobby - 2009, 10  
Woolridge, Renaldo - 2012  
Reese, Derek - 2013  
Hubbs, Robert III - 2014, 15

### 4

Booth, Bill - 1961, 62, 63  
Dyer, J.H. - 1962\*  
Crone, Jimmy - 1964  
Brown, Jermaine - 1992, 93  
Johnson, Damon - 1995, 96  
Crump, Brandon - 2002, 03, 04, 05  
Chism, Wayne - 2007, 08, 09, 10  
Moore, Armani - 2013, 14

### 5

Booth, Bill - 1962\*  
Dyer, J.H. - 1962\*  
Cornwell, Jim - 1965  
Caldwell, Stanley - 1993, 94, 95  
Green, Aaron - 1996, 97, 98, 99  
Walker, Harris - 2000, 01  
Winchester, John - 2003, 04  
Lofton, Chris - 2005, 06, 07, 08  
Negedu, Emmanuel - 2009  
Stokes, Jarnell - 2012, 13, 14  
Chiles, Ian - 2015

\* Home games only

\* Road games only

#### Justin Albrecht

#43 • F • 6-6 • 215 • Omaha, Neb. (North HS/Iowa Western CC)

Year	GP-GS	Min	Avg	FG-A	Pct	3FG-A	Pct	FT-A	Pct	Rebs	Avg	PF-FO	Ast	TO	Blk	Stl	Pts	Avg
2002-03	24-0	1025	6.5	2-5	40.0	0-3	0.000	4	2.0	1-0	3	0	0	1	4	2	4	2.0
2003-04	26-2	205	7.9	17-49	34.7	9-35	25.7	3-4	75.0	50	19	22-0	23	17	2	9	46	1.8
Totals	28-2	218	7.8	19-54	35.2	9-38	23.7	3-4	75.0	54	19	22-0	26	17	2	10	50	1.8

#### Corey Allen

#40 • F • 6-6 • 215 • Nashville, Tenn. (Whites Creek HS/Aquinas JC)

Year	GP-GS	Min	Avg	FG-A	Pct	3FG-A	Pct	FT-A	Pct	Rebs	Avg	PF-FO	Ast	TO	Blk	Stl	Pts	Avg
1991-92	34-31	1025	30.1	168-346	48.6	11-40	27.5	78-100	78.0	230	6.8	69-1	46	63	27	37	425	12.5
1992-93	30-30	991	33.0	167-358	46.6	29-69	42.0	65-98	66.3	220	7.3	55-0	52	67	14	28	428	14.3
Totals	64-61	2016	31.5	335-704	47.6	40-109	36.7	143-198	72.2	450	7.0	124-1	98	130	41	65	853	13.3

#### Leon Ammerman

#19 • F • 5-11 • 190 • New Castle, Ind. (New Castle HS)

Year	GP-GS	Min	Avg	FG-A	Pct	3FG-A	Pct	FT-A	Pct	Rebs	Avg	PF-FO	Ast	TO	Blk	Stl	Pts	Avg
1955-56	20--	--	--	101-269	37.5	--	--	51-87	58.6	105	5.3	61--	--	--	--	--	253	12.7
1956-57	22--	--	--	141-339	41.6	--	--	91-144	63.2	198	9.0	59--	--	--	--	--	373	17.0
1957-58	20--	--	--	109-260	41.9	--	--	83-116	71.6	127	6.4	60--	--	--	--	--	301	15.1
Totals	62--	--	--	351-868	40.4	--	--	225-347	64.8	430	6.9	180--	--	--	--	--	927	15.0

#### Glen Anderson

#32/#33 • F • 6-4 • 188 • Haysi, Va. (Haysi HS)

Year	GP-GS	Min	Avg	FG-A	Pct	3FG-A	Pct	FT-A	Pct	Rebs	Avg	PF-FO	Ast	TO	Blk	Stl	Pts	Avg
1957-58	5--	--	--	4-12	33.3	--	--	4-5	80.0	16	3.2	3--	--	--	--	--	12	2.4
1959-60	11--	--	--	16-42	38.1	--	--	9-10	90.0	34	3.1	16-0	--	--	--	--	41	3.7
Totals	16--	--	--	20-54	37.0	--	--	13-15	86.7	50	3.1	19-0	--	--	--	--	53	3.3

#### David Arderton

#21 • G • 6-1 • 170 • Knoxville, Tenn. (Bearden HS)

Year	GP-GS	Min	Avg	FG-A	Pct	3FG-A	Pct	FT-A	Pct	Rebs	Avg	PF-FO	Ast	TO	Blk	Stl	Pts	Avg
1959-60	20--	--	--	36-76	47.4	--	--	18-23	78.3	22	1.1	28-0	--	--	--	--	90	4.5
1960-61	16--	--	--	7-27	25.9	--	--	11-14	78.6	11	0.7	6-0	--	--	--	--	25	1.6
1961-62	16--	--	--	35-91	38.5	--	--	25-39	64.1	35	2.2	34-1	--	--	--	--	95	5.9
Totals	52--	--	--	78-194	40.2	--	--	54-76	71.1	68	1.3	68-1	--	--	--	--	210	4.0

#### Sam Arterburn

#12 • F • 6-6 • 200 • Paducah, Ky. (Tilghman HS)

Year	GP-GS	Min	Avg	FG-A	Pct	3FG-A	Pct	FT-A	Pct	Rebs	Avg	PF-FO	Ast	TO	Blk	Stl	Pts	Avg
1984-85	15-1	74	4.9	4-16	25.0	--	--	4-7	57.1	11	0.7	13-1	6	10	0	0	12	0.8
1985-86	19-1	116	6.1	13-30	43.3	--	--	7-9	77.8	17	0.9	17-0	13	15	3	6	33	1.7
1986-87	3-0	23	7.7	0-3	0.000	0-0	0.000	2-2	1.000	2	0.7	7-1	1	3	0	0	2	0.7
Totals	37-2	213	5.8	17-49	34.7	0-0	0.000	13-18	72.2	30	0.8	37-2	20	28	3	6	47	1.3

#### Doug Ashworth

#43 • C • 6-6 • 215 • Dayton, Ohio (Beavercreek HS)

Year	GP-GS	Min	Avg	FG-A	Pct	3FG-A	Pct	FT-A	Pct	Rebs	Avg	PF-FO	Ast	TO	Blk	Stl	Pts	Avg
1973-74	21--	--	--	21-39	53.8	--	--	16-36	44.4	22	1.0	42-1	15	--	--	--	58	2.8
1974-75	26--	--	--	95-139	68.3	--	--	28-52	53.8	205	7.9	70-5	18	--	--	--	218	8.4
1975-76	27--	--	--	69-131	52.7	--	--	17-33	51.5	158	5.9	66-2	39	--	--	--	155	5.7
Totals	74--	--	--	185-309	59.9	--	--	61-121	50.4	445	6.1	178-8	72	--	--	--	431	5.8

#### Stanley Asumnu

#3 • F • 6-5 • 215 • Houston, Texas (Westbury Christian HS/Hargrave Acad.)

Year	GP-GS	Min	Avg	FG-A	Pct	3FG-A	Pct	FT-A	Pct	Rebs	Avg	PF-FO	Ast	TO	Blk	Stl	Pts	Avg
2002-03	28-6	345	12.3	29-92	31.5	5-25	20.0	18-31	58.1	47	1.7	31-0	22	34	0	13	61	2.9
2003-04	29-11	490	16.9	62-136	45.6	1-7	14.3	27-64	42.2	71	2.4	51-4	42	46	3	24	152	5.2
2004-05	26-1	213	8.2	27-69	39.1	1-4	25.0	8-18	44.4	27	1.0	25-0	9	20	2	10	63	2.4
2005-06	30-15	579	19.3	106-210	50.5	1-8	12.5	26-53	49.1	95	3.2	36-6	45	39	8	26	239	8.0
Totals	113-33	1627	14.4	224-507	44.2	8-44	18.2	79-166	47.6	240	2.1	143-1	118	139	13	73	535	4.7

#### Doug Atkins

#19 • C • 6-8 • 245 • Humboldt, Tenn. (Humboldt HS)

Year	GP-GS	Min	Avg	FG-A	Pct	3FG-A	Pct	FT-A	Pct	Rebs	Avg	PF-FO	Ast	TO	Blk	Stl	Pts	Avg
1950-51	13--	--	--	45-165	27.3	--	--	39-60	65.0	--	--	29--	--	--	--	--	129	9.9

#### Todd Austin

#10 • G • 6-2 • 170 • Lafayette, Tenn. (Macon County HS)

Year	GP-GS	Min	Avg	FG-A	Pct	3FG-A	Pct	FT-A	Pct	Rebs	Avg	PF-FO	Ast	TO	Blk	Stl	Pts	Avg
1998-99	10-0	12	1.2	1-7	14.3	0-3	0.000	5-6	83.3	1	0.1	0-0	0	2	0	0	7	0.7

#### Del Baker

#32 • G • 6-5 • 200 • Cleveland, Tenn. (Cleveland HS)

Year	GP-GS	Min	Avg	FG-A	Pct	3FG-A	Pct	FT-A	Pct	Rebs	Avg	PF-FO	Ast	TO	Blk	Stl	Pts	Avg
1997-98	25-0	174	7.0	17-48	35.4	8-27	29.6	4-4	1.000	24	1.0	11-0	13	22	6	4	46	1.8
1998-99	24-0	140	5.8	15-43	34.9	6-26	23.1	0-2	0.000	11	0.5	7-0	7	10	0	6	36	1.5
1999-00	25-0	296	11.8	34-82	41.5	12-45	26.7	7-17	41.2	27	1.1	14-0	25	18	12	13	87	3.5
2001-02	26-2	260	10.0	13-37	35.1	11-31	35.5	4-9	44.4	27	1.0	18-0	15	12	1	3	41	1.6
Totals	100-2	870	8.7	79-210	37.6	37-129	28.7	15-32	46.9	89	0.9	50-0	60	62	19	26	210	2.1

#### Eddie Ball

#30 • G • 6-2 • 190 • Cincinnati, Ohio (Sycamore HS)

Year	GP-GS	Min	Avg	FG-A	Pct	3FG-A	Pct	FT-A	Pct	Rebs	Avg	PF-FO	Ast	TO	Blk	Stl	Pts	Avg
1994-95	1-0	1	1.0	0-0	0.000	0-0	0.000	0-0	0.000	0	0.0	0-0	1	1	0	0	0	0.0
1995-96	1-0	1	1.0	0-0	0.000	0-0	0.000	0-0	0.000	0	0.0	0-0	0	0	0	0	0	0.0
Totals	2-0	2	1.0	0-0	0.000	0-0	0.000	0-0	0.000	0	0.0	0-0	1	1	0	0	0	0.0

#### Cortez Barnes

#24 • F • 6-7 • 205 • Wichita, Kan. (Heights

# ALL-TIME PLAYER STATS

## Antonio Barton #2 • G • 6-2 • 180 • Baltimore, Md. (Notre Dame Prep [Mass.]/Univ. of Memphis)

Year	GP-GS	Min	Avg	FG-A	Pct	3FG-A	Pct	FT-A	Pct	Rebs	Avg	PF-FO	Ast	TO	Blk	Stl	Pts	Avg
2013-14	37-28	930	25.1	93-249	.373	51-150	.340	42-61	.689	81	2.2	66-0	76	36	4	22	279	7.5

## Devon Baulkman #34 • G • 6-5 • 200 • Bainbridge, Ga (Bainbridge HS/Gulf Coast State College)

Year	GP-GS	Min	Avg	FG-A	Pct	3FG-A	Pct	FT-A	Pct	Rebs	Avg	PF-FO	Ast	TO	Blk	Stl	Pts	Avg
2014-15	31-7	457	14.7	45-118	.381	26-68	.382	31-39	.795	72	2.3	35-0	19	24	3	19	147	4.7

## Randy Bates #54 • C/F • 6-7 • 210 • Old Hickory, Tenn. (Goodpasture HS)

Year	GP-GS	Min	Avg	FG-A	Pct	3FG-A	Pct	FT-A	Pct	Rebs	Avg	PF-FO	Ast	TO	Blk	Stl	Pts	Avg
1980-81	4-0	6	1.5	2-3	.667	--	--	1-2	.500	1	0.3	3-0	0	0	0	0	5	1.3
1981-82	3-0	5	1.7	0-1	.000	--	--	1-4	.250	1	0.3	2-0	1	0	0	0	1	0.3
Totals	7-0	11	1.6	2-4	.500	--	--	2-6	.333	2	0.3	5-0	1	0	0	0	6	0.9

## Howard Bayne #50 • F/C • 6-5 • 234 • Dayton, Ohio (Colonel White HS)

Year	GP-GS	Min	Avg	FG-A	Pct	3FG-A	Pct	FT-A	Pct	Rebs	Avg	PF-FO	Ast	TO	Blk	Stl	Pts	Avg
1963-64	19--	--	--	65-141	.461	--	--	36-74	.486	177	9.3	66-4	--	--	--	--	166	8.7
1964-65	25--	--	--	63-126	.500	--	--	49-86	.570	198	7.9	67-2	--	--	--	--	175	7.0
1965-66	22--	--	--	50-103	.485	--	--	32-56	.571	141	6.4	46-2	--	--	--	--	132	6.0
Totals	66--	--	--	178-370	.481	--	--	117-216	.542	516	7.8	179-8	--	--	--	--	473	7.2

## Tyrone Beaman #10 • G • 5-11 • 155 • Niagara Falls, N.Y. (Jamestown HS)

Year	GP-GS	Min	Avg	FG-A	Pct	3FG-A	Pct	FT-A	Pct	Rebs	Avg	PF-FO	Ast	TO	Blk	Stl	Pts	Avg
1980-81	24-2	305	12.7	29-71	.408	--	--	28-42	.667	20	0.8	46-0	48	48	1	18	86	3.6
1981-82	30-23	880	29.3	77-154	.500	--	--	49-78	.628	45	1.5	75-0	125	83	3	45	203	6.8
1982-83	32-32	1037	32.4	105-206	.510	--	--	65-89	.730	49	1.5	108-6	184	99	1	67	275	8.6
1983-84	35-29	997	28.5	77-169	.456	--	--	83-104	.798	52	0.9	88-3	134	98	6	43	237	6.8
Totals	121-86	3219	26.6	288-600	.480	--	--	225-313	.719	146	1.2	317-9	491	328	11	173	801	6.6

## David Bell #50 • C/F • 6-7 • 215 • Dayton, Ohio (W.E. Stebbins)

Year	GP-GS	Min	Avg	FG-A	Pct	3FG-A	Pct	FT-A	Pct	Rebs	Avg	PF-FO	Ast	TO	Blk	Stl	Pts	Avg
1966-67	24--	--	--	16-35	.457	--	--	4-10	.400	38	1.6	33-0	--	--	--	--	36	1.5
1967-68	12--	--	--	6-8	.750	--	--	1-4	.250	18	1.5	12-0	--	--	--	--	13	1.1
Totals	36--	--	--	22-43	.512	--	--	5-14	.357	56	1.6	45-0	--	--	--	--	49	1.4

## Greg Bell #23 • G • 6-3 • 185 • London, W.Va. (DuPont HS)

Year	GP-GS	Min	Avg	FG-A	Pct	3FG-A	Pct	FT-A	Pct	Rebs	Avg	PF-FO	Ast	TO	Blk	Stl	Pts	Avg
1987-88	26-14	606	23.3	93-225	.413	39-98	.398	53-78	.679	66	2.5	74-4	43	57	4	26	278	10.7
1988-89	30-3	696	23.2	114-271	.421	62-155	.400	60-91	.659	64	2.1	72-0	56	61	5	22	350	11.7
1989-90	30-30	942	31.4	161-368	.438	66-153	.431	111-162	.685	96	3.2	99-3	65	88	4	36	499	16.6
1990-91	12-0	200	16.7	25-39	.316	4-23	.174	17-27	.630	21	1.8	22-0	14	29	1	9	71	5.9
Totals	98-47	2444	24.9	393-943	.417	171-429	.399	241-358	.673	247	2.5	267-7	178	235	14	93	1198	12.2

## Orlando Berry #14 • G • 5-11 • 175 • Cincinnati, Ohio (Woodward HS/Hiwasee JC)

Year	GP-GS	Min	Avg	FG-A	Pct	3FG-A	Pct	FT-A	Pct	Rebs	Avg	PF-FO	Ast	TO	Blk	Stl	Pts	Avg
1991-92	25-1	382	15.3	23-62	.371	1-2	.500	31-58	.534	28	1.1	41-0	69	33	0	20	78	3.1

## Bert Bertelkamp #10 • G • 6-3 • 165 • Knoxville, Tenn. (Bearden HS)

Year	GP-GS	Min	Avg	FG-A	Pct	3FG-A	Pct	FT-A	Pct	Rebs	Avg	PF-FO	Ast	TO	Blk	Stl	Pts	Avg
1976-77	21--	--	--	13-30	.433	--	--	0-1	.000	11	0.5	15-0	9	--	--	--	26	1.2
1977-78	27--	--	--	137-279	.491	--	--	35-43	.814	93	3.4	67-3	64	34	4	22	309	11.4
1978-79	33--	809	24.5	60-136	.441	--	--	34-39	.872	36	1.1	96-4	105	57	2	26	154	4.7
1979-80	29-29	908	31.3	71-137	.518	--	--	43-52	.827	62	2.1	80-6	154	72	8	35	185	6.4
Totals	110-29	1717	--	281-582	.483	--	--	112-135	.830	202	1.8	258-13	332	163	14	83	674	6.1

## Hank Bertelkamp #18/#16 • F • 6-3 • 175 • Louisville, Ky. (duPont Manual HS)

Year	GP-GS	Min	Avg	FG-A	Pct	3FG-A	Pct	FT-A	Pct	Rebs	Avg	PF-FO	Ast	TO	Blk	Stl	Pts	Avg
1950-51	14--	--	--	8-40	.200	--	--	2-6	.333	--	--	21--	--	--	--	--	18	1.3
1951-52	20--	--	--	64-211	.303	--	--	41-73	.562	--	--	63--	--	--	--	--	169	8.5
1952-53	21--	--	--	106-335	.316	--	--	89-133	.669	158	7.5	--	--	--	--	--	301	14.3
Totals	55--	--	--	178-586	.304	--	--	132-212	.623	158	--	84--	--	--	--	--	488	8.9

## Don Bingham #21 • G • 6-1 • 165 • DeWitt, Ky. (Knox Central HS)

Year	GP-GS	Min	Avg	FG-A	Pct	3FG-A	Pct	FT-A	Pct	Rebs	Avg	PF-FO	Ast	TO	Blk	Stl	Pts	Avg
1956-57	22--	--	--	114-300	.380	--	--	58-79	.734	92	4.2	56--	--	--	--	--	307	14.0

## C.J. Black #43 • F • 6-8 • 255 • Chattanooga, Tenn. (Brainerd HS)

Year	GP-GS	Min	Avg	FG-A	Pct	3FG-A	Pct	FT-A	Pct	Rebs	Avg	PF-FO	Ast	TO	Blk	Stl	Pts	Avg
1996-97	27-20	689	25.5	98-190	.516	1-4	.250	117-153	.765	169	6.3	66-0	7	88	38	13	314	11.6
1997-98	29-28	829	28.6	126-243	.519	10-24	.417	103-139	.741	198	6.8	94-1	17	69	73	32	365	12.6
1998-99	30-27	720	24.0	89-201	.443	8-27	.296	97-121	.802	166	5.5	69-2	23	49	46	31	283	9.4
1999-00	32-32	784	24.5	100-193	.518	13-33	.394	86-119	.723	170	5.3	83-3	25	53	55	26	299	9.3
Totals	118-107	3022	25.6	413-827	.499	32-88	.364	403-532	.758	703	6.0	312-6	72	259	212	102	1261	10.7

## Tom Boerwinkle #34 • C • 7-0 • 260 • Independence, Ohio (Millersburg HS)

Year	GP-GS	Min	Avg	FG-A	Pct	3FG-A	Pct	FT-A	Pct	Rebs	Avg	PF-FO	Ast	TO	Blk	Stl	Pts	Avg
1965-66	15--	--	--	20-35	.571	--	--	14-18	.778	54	3.6	15-0	--	--	--	--	54	3.6
1966-67	28--	--	--	137-256	.535	--	--	63-98	.643	285	10.2	89-3	--	--	--	--	337	12.0
1967-68	26--	--	--	155-282	.550	--	--	85-121	.702	293	11.3	93-7	--	--	--	--	395	15.2
Totals	69--	--	--	312-573	.545	--	--	162-237	.684	632	9.2	197-10	--	--	--	--	786	11.4

## Dan Bogott #14 • G • 5-11 • 170 • Rock Falls, Ill. (Rock Falls HS)

Year	GP-GS	Min	Avg	FG-A	Pct	3FG-A	Pct	FT-A	Pct	Rebs	Avg	PF-FO	Ast	TO	Blk	Stl	Pts	Avg
1952-53	14--	--	--	9-36	.250	--	--	5-9	.556	7	0.5	--	--	--	--	--	23	1.6
1953-54	5--	--	--	27-77	.351	--	--	11-17	.647	19	3.8	11--	--	--	--	--	65	13.0
Totals	19--	--	--	36-113	.319	--	--	16-26	.615	26	1.4	11--	--	--	--	--	88	4.6

## Etdrick Bohannon #00 • F • 6-9 • 220 • San Bernardino, Calif. (Maine Central Inst./Arizona)

Year	GP-GS	Min	Avg	FG-A	Pct	3FG-A	Pct	FT-A	Pct	Rebs	Avg	PF-FO	Ast	TO	Blk	Stl	Pts	Avg
1994-95	14-4	204	14.6	18-54	.333	0-0	.000	19-36	.528	59	4.2	29-0	9	27	12	2	55	3.9

# 10

Flynn, Jim - 1948, 49, 51  
 Coulter, Kenny - 1957, 58, 59  
 Anderton, David - 1960\*, 61\*, 62\*  
 Johnston, Dick - 1969, 70, 71  
 Woods, Rodney - 1973, 74, 75  
 Bertelkamp, Bert - 1977, 78, 79, 80  
 Beaman, Tyrone - 1981, 82, 83, 84  
 Davis, Chris - 1987, 88  
 Price, Jay - 198



**14 (RETIRED)**

Walther, Paul "Lefty" - 1948, 49  
 Davis, Dick - 1951  
 Langschmidt, Carl - 1952, 53  
 Bogott, Dan - 1953, 54  
 Lowery, Butch - 1958  
 Schultz, Danny 1963, 64  
 Pietropola, Joe - 1965  
 Cornwall, Jim - 1966\*  
 Hann, Bill - 1967, 68, 69  
 Glenn, Terry - 1979  
**Ellis, Dale - 1981, 82, 83**  
 Hausley, Ron - 1985, 86, 87, 88  
 Berry, Orlando - 1992  
 Harris, Tony - 1998, 99, 2000, 01  
 Summitt, Tyler - 2011, 12

**15**

Brintall, Phil - 1961  
 Byrd, Bill - 1948, 49  
 Pitts, Rex - 1953  
 Thompson, Herman - 1954, 55, 56, 57  
 Martin, John - 1960, 61, 62  
 Cornwall, Jim - 1966\*  
 Smith, David - 1974  
 Parton, Ralph - 1977, 78, 79, 80  
 Taylor, Ron - 1989, 90  
 Wharton, Brandon - 1996, 97, 98, 99  
 Wilborn, Elgrace - 2002, 03  
 Howell, Jordan - 2005, 06, 07, 08  
 Murphy, Rob - 2012, 13  
 Thompson, Darius - 2014  
 Mostella, Detrick - 2015

**16**

Center - 1948  
 Keenan, Bert - 1949, 51  
 Bertelkamp, Hank - 1953  
 Parmenter, Bob - 1952  
 Gipe, Bob - 1954, 55, 56, 57  
 Moss, Howie - 1960, 62

**17**

Thomas, Jack - 1948  
 Tarver, Tom - 1949  
 Bowers, Dick - 1951, 52  
 Neyland, Lewis - 1953, 54, 55, 56  
 Schaumann, Bob - 1960, 61

**18**

Hampton - 1948  
 Bertelkamp, Hank - 1951, 52  
 Keister, Earl - 1949  
 Hipscher, Charlie - 1951, 52, 53  
 Cate, Bill - 1954, 55, 56  
 Preston, Don - 1957  
 Newman, Paul - 1958

**19**

Atkins, Doug - 1951  
 Wiener, Ed - 1952, 53, 54, 55  
 Ammerman, Leon - 1956, 57, 58  
 Cramer, Noel - 1962  
 Eldridge, Joe - 1948, 49

\* Home games only  
 \* Road games only

**Rodney Bonds**

**#25 • G • 6-3 • 195 • Union City, Tenn. (Union City HS)**

Year	GP-GS	Min	Avg	FG-A	Pct	3FG-A	Pct	FT-A	Pct	Rebs	Avg	PF-FO	Ast	TO	Blk	Stl	Pts	Avg
1993-94	20-0	220	11.0			2-6	.333	9-14	.643	22	1.1	35-0	19	12	1	9	25	13

**Josh Bone #24 • G • 6-3 • 195 • Nashville, Tenn. (Brentwood Academy/Southern Illinois University)**

Year	GP-GS	Min	Avg	FG-A	Pct	3FG-A	Pct	FT-A	Pct	Rebs	Avg	PF-FO	Ast	TO	Blk	Stl	Pts	Avg
2009-10	15-0	146	9.7	9-30	.300	6-19	.316	2-5	.667	15	1.0	10-0	5	2	0	5	26	1.7
2010-11	23-3	410	17.8	27-70	.386	10-36	.278	10-12	.833	41	1.8	32-1	15	8	0	13	74	3.2
Totals	38-3	556	14.6	36-100	.360	16-55	.291	12-15	.800	56	1.5	42-1	20	10	0	18	100	2.6

**Bill Booth**

**#4/#5 • G • 5-11 • 160 • Pikeville, Ky. (Pikeville HS)**

Year	GP-GS	Min	Avg	FG-A	Pct	3FG-A	Pct	FT-A	Pct	Rebs	Avg	PF-FO	Ast	TO	Blk	Stl	Pts	Avg
1960-61	9--	--	--	4-12	.333	--	--	8-13	.615	6	0.7	2-0	--	--	--	--	16	1.8
1961-62	9--	--	--	4-6	.667	--	--	3-4	.750	8	0.9	2-0	--	--	--	--	11	1.2
1962-63	15--	--	--	1-4	.250	--	--	1-4	.250	2	0.1	1-0	--	--	--	--	3	0.2
Totals	33--	--	--	9-22	.409	--	--	12-21	.571	16	0.5	5-0	--	--	--	--	30	0.9

**Ben Bosse**

**30 • F • 6-7 • 190 • Knoxville, Tenn. (Farragut HS)**

Year	GP-GS	Min	Avg	FG-A	Pct	3FG-A	Pct	FT-A	Pct	Rebs	Avg	PF-FO	Ast	TO	Blk	Stl	Pts	Avg
2005-06	6-0	11	1.8	1-4	.250	0-1	.000	0-0	.000	1	0.2	0-0	0	0	0	1	2	0.3
2006-07	9-0	17	1.9	0-3	.000	0-0	.000	0-0	.000	2	0.2	2-0	1	0	1	1	0	0.0
Totals	15-0	28	1.9	1-7	.143	0-1	.000	0-0	.000	3	0.2	2-0	1	0	1	2	2	0.1

**Dick Bowers**

**#17 • F • 6-3 • 175 • Nashville, Tenn.**

Year	GP-GS	Min	Avg	FG-A	Pct	3FG-A	Pct	FT-A	Pct	Rebs	Avg	PF-FO	Ast	TO	Blk	Stl	Pts	Avg
1950-51	22--	--	--	69-199	.347	--	--	24-44	.545	--	--	48--	--	--	--	--	162	7.4
1951-52	20--	--	--	95-287	.331	--	--	55-91	.604	--	--	59--	--	--	--	--	245	12.3
Totals	42--	--	--	164-486	.337	--	--	79-135	.585	--	--	107--	--	--	--	--	407	9.7

**Orb Bowling**

**#54 • C • 6-10 • 215 • Sandy Hook, Ky. (Sandy Hook HS)**

Year	GP-GS	Min	Avg	FG-A	Pct	3FG-A	Pct	FT-A	Pct	Rebs	Avg	PF-FO	Ast	TO	Blk	Stl	Pts	Avg
1960-61	18--	--	--	27-67	.403	--	--	22-38	.579	96	5.3	42-2	--	--	--	--	76	4.2
1961-62	23--	--	--	111-252	.440	--	--	114-182	.626	208	9.0	73-3	--	--	--	--	336	14.6
1962-63	13--	--	--	30-75	.400	--	--	46-66	.697	93	7.2	37-2	--	--	--	--	106	8.2
Totals	54--	--	--	168-394	.426	--	--	182-286	.636	397	7.4	152-7	--	--	--	--	518	9.6

**Dane Bradshaw**

**#23 • G • 6-4 • 205 • Memphis, Tenn. (White Station HS)**

Year	GP-GS	Min	Avg	FG-A	Pct	3FG-A	Pct	FT-A	Pct	Rebs	Avg	PF-FO	Ast	TO	Blk	Stl	Pts	Avg
2003-04	29-5	439	15.1	35-84	.417	6-27	.222	24-41	.585	62	2.1	61-1	48	4	1	5	100	3.4
2004-05	30-8	521	17.4	32-80	.400	6-23	.261	19-33	.576	68	2.3	60-1	57	37	5	24	89	3.0
2005-06	30-30	820	27.3	77-188	.410	20-74	.270	39-67	.582	162	5.4	82-0	116	42	11	56	213	7.1
2006-07	35-35	961	27.5	65-187	.348	20-69	.290	44-80	.550	141	4.0	82-0	165	60	14	67	194	5.5
Totals	124-78	2741	22.1	209-539	.388	52-193	.269	126-221	.570	433	3.5	285-2	386	180	34	162	596	4.8

**Chris Brand**

**#3 • G • 6-2 • 185 • Bloomington, Ind. (South HS)**

Year	GP-GS	Min	Avg	FG-A	Pct	3FG-A	Pct	FT-A	Pct	Rebs	Avg	PF-FO	Ast	TO	Blk	Stl	Pts	Avg
1991-92	21-0	129	6.1	19-51	.373	8-25	.320	9-19	.474	14	0.7	30-1	12	17	1	6	57	2.6
1992-93	29-5	318	11.0	32-96	.333	17-51	.333	26-40	.650	32	1.1	60-3	30	38	4	11	107	3.7
1993-94	7-1	127	18.1	13-41	.317	8-20	.400	6-8	.750	6	0.9	19-1	11	7	1	4	40	5.7
Totals	57-6	574	10.1	64-188	.340	33-96	.344	41-67	.612	52	0.9	109-5	53	72	5	21	202	3.5

**Phil Brintall**

**#24 • F • 6-4 • 185 • Bryson City, N.C. (Swain County HS)**

Year	GP-GS	Min	Avg	FG-A	Pct	3FG-A	Pct	FT-A	Pct	Rebs	Avg	PF-FO	Ast	TO	Blk	Stl	Pts	Avg
1960-61	2--	--	--	0-3	.000	--	--	0-0	.000	1	0.5	4-0	--	--	--	--	0	0.0
1961-62	5--	--	--	5-12	.417	--	--	3-9	.333	8	1.6	4-0	--	--	--	--	13	2.6
Totals	7--	--	--	5-15	.333	--	--	3-9	.333	9	1.3	8-0	--	--	--	--	13	1.9

**Tony Brock**

**#11 • G • 6-2 • 180 • Lenoir City, Tenn. (Lenoir City HS)**

Year	GP-GS	Min	Avg	FG-A	Pct	3FG-A	Pct	FT-A	Pct	Rebs	Avg	PF-FO	Ast	TO	Blk	Stl	Pts	Avg
1996-97	1-0	2	2.0	0-0	.000	0-0	.000	0-0	.000	0	0.0	0-0	0	0	0	0	0	0.0

**Michael Brooks**

**#21 • G • 6-2 • 170 • Memphis, Tenn. (Melrose HS)**

Year	GP-GS	Min	Avg	FG-A	Pct	3FG-A	Pct	FT-A	Pct	Rebs	Avg	PF-FO	Ast	TO	Blk	Stl	Pts	Avg
1980-81	29-0	646	22.3	74-153	.484	--	--	33-46	.717	38	1.3	34-0	90	40	2	35	181	6.2
1981-82	29-25	926	31.9	134-286	.469	--	--	69-81	.852	41	1.4	41-1	96	71	2	33	317	11.6
1982-83	32-32	1131	35.3	198-389	.509	--	--	56-68	.824	51	1.6	51-1	79	83	1	24	452	14.1
1984-85	37-37	1292	34.9	242-472	.513	--	--	146-164	.890	67	1.8	82-0	132	90	4	40	630	17.0
Totals	127-94	3995	31.5	648-1300	.498	--	--	304-359	.847	197	1.6	208-2	397	284	3	122	1600	12.6

**Elvin Brown**

**#44 • F • 6-5 • 195 • St. Thomas, Virgin Islands (Elizabethon [Tenn.] HS)**

Year	GP-GS	Min	Avg	FG-A	Pct	3FG-A	Pct	FT-A	Pct	Rebs	Avg	PF-FO	Ast	TO	Blk	Stl	Pts	Avg
1985-86	26-13	579	22.3	55-115	.478	--	--	16-21	.762	60	2.3	63-1	49	48	10	17	126	4.8
1986-87	29-29	986	34.0	124-260	.477	16-40	.400	46-60	.767	124	4.3	75-3	75	67	11	32	310	10.7
1987-88	17-17	482	28.4	62-138	.449	13-43	.302	27-40	.675	60	3.5							

# ALL-TIME PLAYER STATS

## Bob Brykalski

#50 • C • 7-0 • 260 • Canton, Ohio (Lincoln HS)																		
Year	GP-GS	Min	Avg	FG-A	Pct	3FG-A	Pct	FT-A	Pct	Rebs	Avg	PF-FO	Ast	TO	Blk	Stl	Pts	Avg
1974-75	22--	--	--	18-33	.545	--	--	10-21	.476	64	2.9	40-1	0	--	--	--	46	2.1
1975-76	6--	--	--	1-3	.333	--	--	0-2	.000	8	1.3	6-0	0	--	--	--	2	0.3
Totals	28--	--	--	19-36	.528	--	--	10-23	.435	72	2.6	46-1	0	--	--	--	48	1.7

## Paul Burch

#24 • F • 6-5 • 180 • Knoxville, Tenn. (Bearden HS)																		
Year	GP-GS	Min	Avg	FG-A	Pct	3FG-A	Pct	FT-A	Pct	Rebs	Avg	PF-FO	Ast	TO	Blk	Stl	Pts	Avg
1993-94	5-0	8	1.6	0-1	0.000	0-0	0.000	0-0	0.000	2	0.4	0-0	1	1	0	0	0	0.0
1994-95	1-0	1	1.0	0-0	0.000	0-0	0.000	0-0	0.000	0	0.0	0-0	0	0	0	0	0	0.0
Totals	6-0	9	1.5	0-1	0.000	0-0	0.000	0-0	0.000	2	0.3	0-0	1	1	0	0	0	0.0

## Art Burris

#20 • C • 6-5 • Nashville, Tenn.																		
Year	GP-GS	Min	Avg	FG-A	Pct	3FG-A	Pct	FT-A	Pct	Rebs	Avg	PF-FO	Ast	TO	Blk	Stl	Pts	Avg
1947-48	25--	--	--	67-72	.246	--	--	35-63	.556	--	--	65--	--	--	--	--	169	6.8
1948-49	26--	--	--	96-292	.329	--	--	51-71	.718	--	--	69--	--	--	--	--	243	9.3
Totals	51--	--	--	163-564	.289	--	--	86-134	.642	--	--	134--	--	--	--	--	412	8.1

## Willie Burton

#40 • F/C • 6-7 • 210 • Millen, Ga. (Jenkins County HS)																		
Year	GP-GS	Min	Avg	FG-A	Pct	3FG-A	Pct	FT-A	Pct	Rebs	Avg	PF-FO	Ast	TO	Blk	Stl	Pts	Avg
1980-81	14-0	70	5.0	11-21	.524	--	--	2-6	.333	26	1.9	11-0	7	6	2	6	24	1.7
1981-82	30-30	782	26.1	71-139	.511	--	--	26-39	.667	161	5.4	76-4	40	66	38	27	168	5.6
1982-83	32-32	1096	34.2	124-249	.498	--	--	43-61	.705	259	8.1	84-4	87	79	25	38	291	9.1
1983-84	35-35	1203	34.4	197-377	.523	--	--	78-102	.765	257	7.3	66-0	77	86	21	47	13.5	
Totals	111-97	3151	28.4	403-786	.513	--	--	149-208	.716	703	6.3	237-8	204	238	90	118	955	8.6

## J.D. Byington

#22 • F/C • 6-6 • 190 • Knoxville, Tenn. (Knoxville HS)																		
Year	GP-GS	Min	Avg	FG-A	Pct	3FG-A	Pct	FT-A	Pct	Rebs	Avg	PF-FO	Ast	TO	Blk	Stl	Pts	Avg
1951-52	8--	--	--	0-6	.000	--	--	0-2	.000	--	--	6--	--	--	--	--	0	0.0
1952-53	16--	--	--	19-65	.292	--	--	10-20	.500	46	2.9	--	--	--	--	--	48	3.0
1953-54	8--	--	--	14-43	.326	--	--	15-20	.750	37	4.6	9--	--	--	--	--	43	5.4
1954-55	11--	--	--	2-14	.143	--	--	8-19	.421	12	1.1	6--	--	--	--	--	12	1.1
Totals	43--	--	--	35-128	.273	--	--	33-61	.541	95	--	21--	--	--	--	--	103	2.4

## Bill Byrd

#15 • G • 6-0 • 155 • Miami, Fla.																		
Year	GP-GS	Min	Avg	FG-A	Pct	3FG-A	Pct	FT-A	Pct	Rebs	Avg	PF-FO	Ast	TO	Blk	Stl	Pts	Avg
1947-48	24--	--	--	21-90	.233	--	--	5-8	.625	--	--	16--	--	--	--	--	47	2.0
1948-49	12--	--	--	5-30	.167	--	--	5-8	.625	--	--	8--	--	--	--	--	15	1.3
Totals	36--	--	--	26-120	.217	--	--	10-16	.625	--	--	24--	--	--	--	--	62	1.7

## Stanley Caldwell

#5 • F • 6-6 • 230 • Union City, Tenn. (Union City HS)																		
Year	GP-GS	Min	Avg	FG-A	Pct	3FG-A	Pct	FT-A	Pct	Rebs	Avg	PF-FO	Ast	TO	Blk	Stl	Pts	Avg
1992-93	28-8	271	9.7	29-61	.475	2-5	.400	8-13	.615	74	2.6	5-0	17	23	2	15	68	2.4
1993-94	27-12	541	20.0	49-117	.419	3-16	.188	21-29	.724	144	5.3	37-0	71	50	0	34	122	4.5
1994-95	5-3	105	21.0	11-30	.367	4-9	.444	11-16	.688	32	6.4	13-1	6	12	2	3	37	7.4
Totals	60-23	917	15.3	89-208	.428	9-30	.300	40-58	.690	250	4.2	55-1	94	85	4	52	227	3.8

## Don Campbell

#24 • G • 6-2 • 190 • Memphis, Tenn. (Messick HS)																		
Year	GP-GS	Min	Avg	FG-A	Pct	3FG-A	Pct	FT-A	Pct	Rebs	Avg	PF-FO	Ast	TO	Blk	Stl	Pts	Avg
1967-68	4--	--	--	1-2	.500	--	--	1-2	.500	5	1.3	5-0	--	--	--	--	3	0.8
1968-69	7--	--	--	0-0	.000	--	--	0-1	.000	2	0.3	0-0	0	--	--	--	0	0.0
1969-70	5--	--	--	1-4	.250	--	--	2-3	.667	3	0.6	2-0	0	--	--	--	4	0.8
Totals	16--	--	--	2-6	.333	--	--	3-6	.500	10	1.6	7-0	0	--	--	--	7	0.4

## Galen Campbell

#2/#25 • G • 6-2 • 190 • Knoxville, Tenn. (Fulton HS)																		
Year	GP-GS	Min	Avg	FG-A	Pct	3FG-A	Pct	FT-A	Pct	Rebs	Avg	PF-FO	Ast	TO	Blk	Stl	Pts	Avg
2011-12	5-0	7	1.4	1-3	.333	0-2	.000	0-0	.000	1	0.2	0-0	0	0	0	0	2	0.4
2013-14	8-0	12	1.5	2-3	.667	0-0	.000	1-1	1.000	0	0.0	2-0	0	0	0	0	5	0.6
2014-15	2-0	2	1.0	0-0	.000	0-0	.000	0-0	.000	0	0.0	1-0	0	0	0	0	0	0.0
Totals	15-0	21	1.4	3-6	.500	0-2	.000	1-1	1.000	1	0.1	3-0	0	0	0	0	7	0.5

## Glenn Campbell

#40 • G • 6-1 • 185 • Fall Rock, Ky. (Clay County HS)																		
Year	GP-GS	Min	Avg	FG-A	Pct	3FG-A	Pct	FT-A	Pct	Rebs	Avg	PF-FO	Ast	TO	Blk	Stl	Pts	Avg
1958-59	15-0	--	--	10-32	.313	--	--	11-17	.647	7	0.5	11-0	--	--	--	--	31	2.4
1959-60	23--	--	--	118-314	.376	--	--	71-107	.664	79	3.4	75-5	--	--	--	--	307	13.3
1960-61	25--	--	--	121-298	.406	--	--	62-98	.633	87	3.5	76-1	--	--	--	--	304	12.2
Totals	61--	--	--	249-644	.387	--	--	144-222	.649	173	2.8	162-6	--	--	--	--	642	10.5

## Quinn Cannington

#11 • G • 6-4 • 165 • Knoxville, Tenn. (Fulton HS)																		
Year	GP-GS	Min	Avg	FG-A	Pct	3FG-A	Pct	FT-A	Pct	Rebs	Avg	PF-FO	Ast	TO	Blk	Stl	Pts	Avg
2006-07	5-0	5	1.0	1-11	.000	1-11	.000	0-0	.000	0	0.0	1-0	0	0	0	0	3	0.6
2007-08	6-0	9	1.5	2-21	.000	1-11	.000	0-0	.000	0	0.0	0-0	1	0	0	0	5	0.8
2008-09	6-0	12	2.0	2-5	.400	0-0	.000	0-0	.000	0	0.0	0-0	0	0	0	0	4	0.7
2009-10	8-0	12	1.5	0-2	.000	0-1	.000	2-21	.000	0	0.0	0-0	3	1	0	1	2	0.3
Totals	25-0	38	1.5	5-12	.417	2-3	.667	2-21	.000	0	0.0	1-0	4	1	0	1	14	0.6

## Ron Carmichael

#24 • F • 6-3 • 188 • Dayton, Ohio (Roosevelt HS)																		
Year	GP-GS	Min	Avg	FG-A	Pct	3FG-A	Pct	FT-A	Pct	Rebs	Avg	PF-FO	Ast	TO	Blk	Stl	Pts	Avg
1958-59	7--	--	--	4-6	.667	--	--	2-3	.667	1	0.1	2-0	--	--	--	--	10	1.4
1959-60	5--	--	--	2-8	.250	--	--	0-0	.000	6	1.2	4-0	--	--	--	--	4	0.8
1960-61	5--	--	--	8-20	.400	--	--	0-3	.000	19	3.8	10-0	--	--	--	--	16	3.2
Totals	17--	--	--	14-34	.412	--	--	2-6	.333	26	1.5	16-0	--	--	--	--	30	1.8

## Willie Carmichael III

#24 • F • 6-8 • 210 • Apopka, Fla. (Wekiva HS)																		
Year	GP-GS	Min	Avg	FG-A	Pct	3FG-A	Pct	FT-A	Pct	Rebs	Avg	PF-FO	Ast	TO	Blk	Stl	Pts	Avg
2014-15	32-19	475	14.8	40-77	.519	0-0	.000	15-24	.625	75	2.3	101-4	11	29	13	6	95	3.0

## Shane Carnes

#11 • G • 6-0 • 175 • Kingsport, Tenn. (Dobyns-Bennett HS/Oak Hill Academy)																		
Year	GP-GS	Min	Avg	FG-A	Pct	3FG-A	Pct	FT-A	Pct	Rebs	Avg	PF-FO	Ast	TO	Blk	Stl	Pts	Avg
1994-95	27-27	896	33.2	86-221	.389	52-132	.394	31-50	.620	79	2.9	78-3	72	53	1	37	255	9.4
1995-96	3-1	52	17.3	7-15	.467	4-5	.800	0-0	.000	5	1.7	4-0	6	3	0	2	18	6.0
Totals	30-28	948	31.6	93-236</														



24

Garrison, Bob - 1951  
 Jarvis, Bill - 1952, 53, 54, 55  
 Hatcher, Bobby - 1956  
 Carmichael, Ron - 1959\*, 61\*  
 Wallace, Bill - 1961\*  
 Finley, Jim - 1962\*  
 Falls, Dennis - 1963  
 Coffman, Wes - 1966, 67, 68  
 Campbell, Don - 1968 69, 70  
 Darden, Johnny - 1976, 77, 78, 79  
 Poole, Michael - 1980, 81  
 Evans, Walter - 1982, 83  
 Johnson, Chuck - 1984  
 Thomas, Stacey - 1985  
 Clark, Rickey - 1988, 89, 90  
 Klaehn, Chris - 1991, 92, 93  
 Barnes, Cortez - 1994  
 Burch, Paul - 1995  
 Grindstaff, Jenis - 2000, 01, 02  
 Wild, Tanner - 2006, 07, 08, 09  
 Bone, Josh - 2010, 11  
 Lopez, Brandon - 2012, 13, 14

25

Carmichael, Ron - 1959\*, 61\*  
 Kellar, Dick - 1955, 57  
 Finley, Jim - 1962\*  
 Edwards, Mike - 1971, 72, 73  
 Jackson, Mike - 1974, 75, 76, 77  
 Crosby, Terry - 1978, 79  
 McDonald, Seth - 1980, 82, 83, 84  
 Henry, Travis - 1986, 87, 88, 89  
 Rivers, Steve - 1990, 91, 92  
 Bonds, Rodney - 1994  
 Newman, Clint - 1994, 95, 96  
 Tabb, Josh - 2007, 08, 09  
 Fields, John - 2011  
 Campbell, Galen - 2014, 15

30

Fisher, Dick - 1959, 60, 61  
 Robinette, Pat - 1963\*, 64\*, 65\*  
 Cornwall, Jim - 1966\*  
 Myers, Kerry - 1968, 69, 70  
 Hawkins, Greg - 1971  
 Cherry, Wilbert - 1972  
 Crosby, Terry - 1976, 77  
 Carter, Gary - 1979, 80, 81, 82  
 Harper, Tyrone - 1983, 84, 85, 86  
 Curry, Michael - 1990, 91, 92  
 Ball, Eddie - 1995, 96  
 Turner, Zach - 2000, 01, 02, 03  
 Bosse, Ben - 2006, 07  
 Prince, J.P. - 2008, 09, 10

31

Robinette, Pat - 1963\*, 64\*, 65\*  
 Threeths, Chuck - 1977, 78, 79, 80  
 Woods, Kevin - 1982, 83, 84, 85  
 Nix, Dyron - 1986, 87, 88, 89  
 Woods, Terrence - 2000, 01  
 Fayton, C.J. - 2002  
 Smithwick, Mike - 2002, 03, 04, 05  
 Chievious, Quinton - 2013, 14

\* Home games only  
 \* Road games only

**Joe Carroll #22 • G • 5-10 • 165 • Duff, Tenn. (Campbell County HS)**

Year	GP-GS	Min	Avg	FG-A	Pct	3FG-A	Pct	FT-A	Pct	Rebs	Avg	PF-FO	Ast	TO	Blk	Stl	Pts	Avg
1988-89	3-0	6	2.0	1-2	.500	1-1	1.00	1-2	.500	0	0.0	0-0	1	2	0	0	4	1.3

**Bobby Carter #22 • G • 6-0 • 155 • Bristol, Va. (Bristol HS)**

Year	GP-GS	Min	Avg	FG-A	Pct	3FG-A	Pct	FT-A	Pct	Rebs	Avg	PF-FO	Ast	TO	Blk	Stl	Pts	Avg
1958-59	21-	--	--	29-64	.453	--	--	37-54	.685	27	1.3	14-0	--	--	--	--	95	4.5
1959-60	23-	--	--	94-241	.390	--	--	81-111	.730	103	4.5	45-0	--	--	--	--	269	11.7
1960-61	25-	--	--	142-310	.458	--	--	77-125	.616	112	4.5	33-1	--	--	--	--	361	14.4
Totals	69--	--	--	265-615	.431	--	--	195-290	.672	242	3.5	92-1	--	--	--	--	725	10.5

**Gary Carter #30 • G • 6-3 • 190 • Johnson City, Tenn. (Science Hill HS)**

Year	GP-GS	Min	Avg	FG-A	Pct	3FG-A	Pct	FT-A	Pct	Rebs	Avg	PF-FO	Ast	TO	Blk	Stl	Pts	Avg
1978-79	33--	1137	34.5	145-283	.512	--	--	69-98	.704	161	4.9	82-3	94	96	4	47	359	10.9
1979-80	29-28	1015	35.0	109-263	.414	--	--	65-80	.813	133	4.6	59-1	87	76	4	32	283	9.8
1980-81	29-29	1082	37.3	174-313	.556	--	--	88-108	.815	112	3.9	79-2	68	59	3	43	436	15.0
1981-82	6-6	228	38.0	46-77	.597	--	--	29-33	.879	18	3.0	15-1	17	21	2	10	121	20.2
Totals	97-63	3462	35.7	474-936	.506	--	--	251-317	.787	424	4.4	235-7	266	252	13	132	1199	12.4

**Myron Carter #23 • G • 6-3 • 177 • Madison, Tenn. (Goodpasture HS)**

Year	GP-GS	Min	Avg	FG-A	Pct	3FG-A	Pct	FT-A	Pct	Rebs	Avg	PF-FO	Ast	TO	Blk	Stl	Pts	Avg
1981-82	4-0	6	1.5	0-1	.000	--	--	1-3	.333	1	0.3	1-0	1	1	0	0	1	0.3
1982-83	10-0	47	4.7	2-6	.333	--	--	8-8	1.00	0	0.0	6-0	1	3	0	2	12	1.2
1983-84	27-0	173	6.4	14-29	.483	--	--	27-36	.750	11	0.4	25-1	10	8	0	6	55	2.0
1984-85	37-16	506	13.7	44-92	.478	--	--	26-33	.788	29	0.8	10-2	40	26	1	17	114	3.1
Totals	78-16	732	9.4	60-128	.469	--	--	62-80	.775	41	0.5	70-7	52	38	1	25	182	2.3

**Bill Cate #18 • G • 6-3 • 180 • Cleveland, Tenn. (Bradley HS)**

Year	GP-GS	Min	Avg	FG-A	Pct	3FG-A	Pct	FT-A	Pct	Rebs	Avg	PF-FO	Ast	TO	Blk	Stl	Pts	Avg
1953-54	5-	--	--	1-6	.167	--	--	3-4	.750	5	1.0	2-	--	--	--	--	5	1.0
1954-55	14-	--	--	5-15	.333	--	--	6-10	.600	16	1.1	8-	--	--	--	--	16	1.1
1955-56	22-	--	--	30-91	.330	--	--	38-61	.623	74	3.4	44-	--	--	--	--	98	4.5
Totals	41-	--	--	36-112	.321	--	--	47-75	.627	95	2.3	54-	--	--	--	--	119	2.9

**Center #16/44**

Year	GP-GS	Min	Avg	FG-A	Pct	3FG-A	Pct	FT-A	Pct	Rebs	Avg	PF-FO	Ast	TO	Blk	Stl	Pts	Avg
1947-48	15--	--	--	5-36	.139	--	--	2-3	.667	--	--	5--	--	--	--	--	12	0.8

**Steve Chancey #50 • F • 6-1 • 180 • Knoxville, Tenn. (South HS)**

Year	GP-GS	Min	Avg	FG-A	Pct	3FG-A	Pct	FT-A	Pct	Rebs	Avg	PF-FO	Ast	TO	Blk	Stl	Pts	Avg
1971-72	1-	--	--	0-2	.000	--	--	0-0	.000	2	2.0	0-0	0	--	--	--	0	0.0

**Irv Chatman #55 • C • 6-9 • 225 • New York, N.Y. (August Martin HS)**

Year	GP-GS	Min	Avg	FG-A	Pct	3FG-A	Pct	FT-A	Pct	Rebs	Avg	PF-FO	Ast	TO	Blk	Stl	Pts	Avg
1975-76	13-1	--	--	8-18	.444	--	--	2-9	.222	34	2.6	25-0	1	--	--	--	18	1.4

**Wilbert Cherry #30 • G • 5-11 • 160 • Knoxville, Tenn. (Karns HS)**

Year	GP-GS	Min	Avg	FG-A	Pct	3FG-A	Pct	FT-A	Pct	Rebs	Avg	PF-FO	Ast	TO	Blk	Stl	Pts	Avg
1971-72	4-1	--	--	3-6	.500	--	--	2-2	1.00	1	0.3	1-0	0	--	--	--	8	2.0

**Quinton Chievious #31 • G • 6-6 • 214 • Chicago, Ill. (Notre Dame Prep [III.])**

Year	GP-GS	Min	Avg	FG-A	Pct	3FG-A	Pct	FT-A	Pct	Rebs	Avg	PF-FO	Ast	TO	Blk	Stl	Pts	Avg
2012-13	22-0	224	10.2	23-49	.469	6-21	.286	4-7	.571	52	2.4	31-1	6	15	1	3	56	2.5
2013-14	9-0	32	3.6	1-4	.250	0-1	.000	2-3	.667	7	0.8	9-0	1	2	0	0	4	0.4
Totals	31-0	256	8.3	24-53	.453	6-22	.273	6-10	.600	59	1.9	40-1	7	17	1	3	60	1.9

**Ryan Chidress #34 • F • 6-9 • 235 • Cincinnati, Ohio (Moeller HS)**

Year	GP-GS	Min	Avg	FG-A	Pct	3FG-A	Pct	FT-A	Pct	Rebs	Avg	PF-FO	Ast	TO	Blk	Stl	Pts	Avg
2005-06	29-0	172	5.9	9-26	.346	2-9	.222	16-23	.696	36	1.2	33-1	15	12	2	4	36	1.2
2006-07	35-1	551	15.7	69-151	.457	24-64	.375	35-62	.565	140	4.0	50-0	28	34	14	22	197	5.6
2007-08	25-0	244	9.8	22-61	.361	3-17	.176	11-18	.611	60	2.4	34-0	17	15	6	8	58	2.3
2008-09	4-0	8	2.0	1-4	.250	0-3	.000	3-4	.750	6	1.5	0-0	1	2	0	0	5	1.3
Totals	93-1	975	10.5	101-242	.417	29-93	.312	65-107	.607	242	2.6	117-1	61	63	22	34	296	3.2

**Ian Chiles #5 • G • 6-1 • 200 • Louisville, Ky. (Ballard HS/IUPUI)**

Year	GP-GS	Min	Avg	FG-A	Pct	3FG-A	Pct	FT-A	Pct	Rebs	Avg	PF-FO	Ast	TO	Blk	Stl	Pts	Avg
2014-15	3-0	14	4.7	1-2	.500	0-1	.000	0-0	.000	2	0.7	1-0	1	0	0	1	2	0.7

**Wayne Chism #4 • F • 6-9 • 242 • Jackson, Tenn. (Bolivar Central HS)**

Year	GP-GS	Min	Avg	FG-A	Pct	3FG-A	Pct	FT-A	Pct	Rebs	Avg	PF-FO	Ast	TO	Blk	Stl	Pts	Avg
2006-07	35-18	678	19.4	115-261	.441	26-79	.329	61-104	.587	183	5.2	102-3	32	45	21	21	317	9.1
2007-08	36-34	826	22.9	139-296	.470	29-90	.322	50-90	.556	208	5.8	108-2	41	41	49	33	357	9.9
2008-09	34-31	873	25.7	165-354	.466	41-128	.320	96-134	.716	273	8.0	98-4	62	69	34	26	467	13.7
2009-10	37-36	998	27.0	169-363	.466	35-108	.324	94-124	.758	266	7.2	102-1	40	60	48	41	467	12.6
Totals	142-119	3375	23.8	588-1274	.462	131-405	.323	301-452	.666	930	6.5	410-10	155	215	152	121	1608	11.3

**Austin Clark #34 • G • 6-5 • 165 • Kingston, Tenn. (Kingston HS)**

Year	GP-GS	Min	Avg	FG-A	Pct	3FG-A	Pct	FT-A	Pct	Rebs	Avg	PF-FO	Ast	TO	Blk	Stl	Pts	Avg
1973-74	24-	--	--	45-97	.464	--	--	12-15	.800	29	1.2	34-0	14	--	--	--	102	4.3
1974-75																		

# ALL-TIME PLAYER STATS

## Drew Clemmons #2 • G • 6-2 • 185 • Knoxville, Tenn. (Bearden HS/King College)

Year	GP-GS	Min	Avg	FG-A	Pct	3FG-A	Pct	FT-A	Pct	Rebs	Avg	PF-FO	Ast	TO	Bk	Stl	Pts	Avg	
2001-02	5-0	9	1.8	0-0	0.000	0-0	0.000	0-0	0.000	3	0.6	1-0	3	2	0	0	0	0	0.0
2002-03	5-1	8	1.6	0-2	0.000	0-1	0.000	0-0	0.000	0	0.0	0-0	0	0	0	0	0	0	0.0
Totals	10-1	17	1.7	0-2	0.000	0-1	0.000	0-0	0.000	3	0.3	1-0	3	2	0	0	0	0	0.0

## David Cockrill #41 • F • 6-5 • 185 • Memphis, Tenn. (Overton HS)

Year	GP-GS	Min	Avg	FG-A	Pct	3FG-A	Pct	FT-A	Pct	Rebs	Avg	PF-FO	Ast	TO	Bk	Stl	Pts	Avg
1976-77	6-1	--	--	0-2	0.000	--	--	0-1	0.000	3	0.5	3-0	0	--	--	--	0	0.0

## Wes Coffman #24 • G • 6-1 • 177 • Earlington, Ky. (Earlington HS)

Year	GP-GS	Min	Avg	FG-A	Pct	3FG-A	Pct	FT-A	Pct	Rebs	Avg	PF-FO	Ast	TO	Bk	Stl	Pts	Avg
1965-66	18--	--	--	21-52	.404	--	--	10-19	.526	24	1.3	18-0	--	--	--	--	52	2.9
1966-67	21--	--	--	14-31	.452	--	--	22-34	.647	14	0.7	23-0	--	--	--	--	50	2.4
1967-68	11--	--	--	5-9	.556	--	--	8-13	.615	9	0.8	14-0	--	--	--	--	18	1.6
Totals	50--	--	--	40-92	.435	--	--	40-66	.606	47	0.9	55-0	--	--	--	--	120	2.4

## Nick Colmenares #24 • G • 6-2 • 185 • Tampa, Fla. (Plant HS)

Year	GP-GS	Min	Avg	FG-A	Pct	3FG-A	Pct	FT-A	Pct	Rebs	Avg	PF-FO	Ast	TO	Bk	Stl	Pts	Avg
1959-60	4--	--	--	2-3	.667	--	--	1-3	.333	4	1.0	0-0	--	--	--	--	5	1.3

## Jim Coogler #32 • F • 6-8 • 180 • Chattanooga, Tenn. (Notre Dame HS/Middle Tenn. State)

Year	GP-GS	Min	Avg	FG-A	Pct	3FG-A	Pct	FT-A	Pct	Rebs	Avg	PF-FO	Ast	TO	Bk	Stl	Pts	Avg
1980-81	1-0	1	1.0	0-0	0.000	--	--	0-0	0.000	0	0.0	0-0	0	0	0	0	0	0.0

## Ray Cooper #12 • G • 6-1 • 160 • Knoxville, Tenn. (Powell HS)

Year	GP-GS	Min	Avg	FG-A	Pct	3FG-A	Pct	FT-A	Pct	Rebs	Avg	PF-FO	Ast	TO	Bk	Stl	Pts	Avg
1956-57	2-1	--	--	0-0	0.000	--	--	0-0	0.000	0	0.0	0-0	--	--	--	--	0	0.0
1957-58	21--	--	--	23-61	.377	--	--	13-18	.722	32	1.5	24--	--	--	--	--	59	2.8
1958-59	12-1	--	--	7-25	.280	--	--	3-4	.750	8	0.7	14-1	--	--	--	--	17	1.4
Totals	35-1	--	--	30-86	.349	--	--	16-22	.727	40	1.1	38-1	--	--	--	--	76	2.2

## Jim Cornwall #30 • G • 5-8 • 149 • Pennel, Pa. (Neshaminy HS)

Year	GP-GS	Min	Avg	FG-A	Pct	3FG-A	Pct	FT-A	Pct	Rebs	Avg	PF-FO	Ast	TO	Bk	Stl	Pts	Avg
1964-65	22--	--	--	16-40	.400	--	--	17-29	.586	17	0.8	17-0	--	--	--	--	49	2.2
1965-66	24--	--	--	81-193	.420	--	--	52-67	.776	60	2.5	46-0	--	--	--	--	214	8.9
Totals	46--	--	--	97-233	.416	--	--	69-96	.719	77	1.7	63-0	--	--	--	--	263	5.7

## Kenny Coulter #10 • G • 6-1 • 165 • Maryville, Tenn. (Everett HS)

Year	GP-GS	Min	Avg	FG-A	Pct	3FG-A	Pct	FT-A	Pct	Rebs	Avg	PF-FO	Ast	TO	Bk	Stl	Pts	Avg
1956-57	14--	--	--	15-41	.366	--	--	7-12	.583	15	1.1	5--	--	--	--	--	37	2.6
1957-58	23--	--	--	85-206	.413	--	--	56-75	.747	42	1.8	65--	--	--	--	--	226	9.8
1958-59	22--	--	--	115-336	.342	--	--	79-109	.725	62	2.8	79-4	--	--	--	--	309	14.0
Totals	59--	--	--	215-583	.369	--	--	142-196	.724	119	2.0	149-4	--	--	--	--	572	9.7

## Jonah Cox #44 • F • 6-3 • 185 • Richmond, Va. (Huguenot HS)

Year	GP-GS	Min	Avg	FG-A	Pct	3FG-A	Pct	FT-A	Pct	Rebs	Avg	PF-FO	Ast	TO	Bk	Stl	Pts	Avg
2005-06	1-0	2	2.0	0-0	0.000	0-0	0.000	2-21	0.000	1	1.0	0-0	0	0	0	1	2	2.0

## Tommy Cox #42 • C • 6-7 • 200 • Johnson City, Tenn. (Science Hill HS)

Year	GP-GS	Min	Avg	FG-A	Pct	3FG-A	Pct	FT-A	Pct	Rebs	Avg	PF-FO	Ast	TO	Bk	Stl	Pts	Avg
1970-71	9--	--	--	2-6	.333	--	--	2-3	.667	6	0.7	3-0	0	--	--	--	6	0.7

## Noel Cramer #19 • G • 6-1 • 165 • Knoxville, Tenn. (East HS)

Year	GP-GS	Min	Avg	FG-A	Pct	3FG-A	Pct	FT-A	Pct	Rebs	Avg	PF-FO	Ast	TO	Bk	Stl	Pts	Avg
1961-62	2-1	--	--	0-2	0.000	--	--	0-0	0.000	1	0.5	1-0	--	--	--	--	0	0.0

## Peter Crean #20 • G • 6-2 • 175 • Rockville Centre, N.Y. (St. Agnes Cathedral HS)

Year	GP-GS	Min	Avg	FG-A	Pct	3FG-A	Pct	FT-A	Pct	Rebs	Avg	PF-FO	Ast	TO	Bk	Stl	Pts	Avg
1974-75	7-1	--	--	0-1	0.000	--	--	2-3	.667	5	0.7	4-0	1	--	--	--	2	0.3

## Duke Crews #32 • F • 6-7 • 233 • Hampton, Va. (Bethel HS)

Year	GP-GS	Min	Avg	FG-A	Pct	3FG-A	Pct	FT-A	Pct	Rebs	Avg	PF-FO	Ast	TO	Bk	Stl	Pts	Avg
2006-07	35-18	693	19.8	115-222	.518	0-0	0.000	64-111	.577	177	5.1	94-2	21	56	32	22	294	8.4
2007-08	26-2	384	14.8	52-103	.505	0-0	0.000	37-55	.673	103	4.0	64-1	16	24	10	11	54	5.4
Totals	61-20	1077	17.7	167-325	.514	0-0	0.000	101-166	.608	280	4.6	158-3	37	80	42	33	435	7.1

## Bobby Croft #40 • C • 6-10 • 220 • Hamilton, Ontario (Hill Park HS)

Year	GP-GS	Min	Avg	FG-A	Pct	3FG-A	Pct	FT-A	Pct	Rebs	Avg	PF-FO	Ast	TO	Bk	Stl	Pts	Avg
1967-68	26--	--	--	89-171	.520	--	--	38-57	.667	137	5.3	75-3	--	--	--	--	216	8.3
1968-69	28--	--	--	166-297	.559	--	--	94-142	.662	250	8.9	90-2	5	--	--	--	426	15.2
1969-70	25--	--	--	166-332	.500	--	--	97-147	.660	241	9.6	86-3	9	--	--	--	429	17.2
Totals	79--	--	--	421-800	.526	--	--	229-346	.662	628	7.9	251-8	14	--	--	--	1071	13.6

## Jimmy Crone #4 • G • 5-10 • 145 • Connersville, Ind. (Connersville HS)

Year	GP-GS	Min	Avg	FG-A	Pct	3FG-A	Pct	FT-A	Pct	Rebs	Avg	PF-FO	Ast	TO	Bk	Stl	Pts	Avg
1963-64	19--	--	--	2-5	.400	--	--	9-11	.818	0	0.0	0-0	0	--	--	--	13	0.7

## Terry Crosby #30/#25 • G/F • 6-4 • 195 • Toledo, Ohio (De Villbiss HS)

Year	GP-GS	Min	Avg	FG-A	Pct	3FG-A	Pct	FT-A	Pct	Rebs	Avg	PF-FO	Ast	TO	Bk	Stl	Pts	Avg
1975-76	23--	--	--	33-96	.344	--	--	3-12	.250	38	1.7	45-0	14	--	--	--	69	3.0
1976-77	26--	--	--	44-93	.473	--	--	14-20	.700	30	1.2	20-0	25	--	--	--	102	3.9
1977-78	25--	--	--	198-407	.486	--	--	79-106	.745	135	5.4	76-4	60	87	2	35	475	19.0
1978-79	32--	1162	36.3	198-359	.552	--	--	54-73	.740	130	4.1	82-2	101	58	13	53	450	14.1
Totals	106--	1162	--	473-955	.495	--	--	150-211	.711	333	3.1	221-6	200	145	15	88	1096	10.3

# 32

Anderson, Glen - 1958\*  
Houston, John - 1960  
Wilson, Tommy - 1961\*, 62\*  
Sandford, Rob - 1963  
Robbins, Austin "Red" - 1965, 66  
Croft, Bobby - 1968\*  
Kinard, Rudy - 1969, 70  
Johnson, Reggie - 1977, 78, 79, 80  
Coogler, Jim - 1981  
Naler, Kirk - 1982, 83, 84, 85  
Milson, Daryl - 1991, 92, 93  
Jackson, Cornelius - 1997  
Baker, Del - 1998, 99, 2000, 02  
Watson, C.J. - 2003, 04, 05, 06  
Crews, Duke - 2007, 08  
Hopson, Scotty - 2009, 10, 11  
Edwards, D'Montre - 2013, 14

# 33

Thomas, Jack - 1948  
Anderson, Glen - 1958\*  
Wilson, Tommy - 1962\*, 63\*  
French, Phil - 1963\*  
Young, Bill - 1967  
Croft, Bobby - 1968\*  
Moody, Dan - 1973  
Federmann, Dan - 1981, 82, 83, 84  
Tiller, Wayne - 1985  
Griffin, Mark - 1986, 87, 88, 89  
Groves, Carlus - 1990, 91, 92  
Moore, Scott - 1996, 97, 98  
Hendrix, Jemere - 2004, 05  
Williams, Brain - 2008, 09, 10, 11

# 34

Montgomery, Ed - 1948  
Reevets, Don - 1957, 58, 59  
Colmenares, Nick - 1960\*  
Van Antwerp, Steve - 1961  
French, Phil - 1963\*  
Plotnicki, Ben "Skip" - 1964\*, 65\*  
Boerwinkle, Tom - 1966, 67, 68  
Hirschorn, Steve - 1969, 70, 72  
Clark, Austin - 1974, 75, 76  
Love, Anthony - 1980, 81  
Mynatt, David - 1982  
Jones, Rob - 1983, 84, 85, 86  
Reese, Ronnie - 1988, 89, 90, 91  
Davis, Vegas - 1997, 98, 99, 2000  
Ikeakar, Andy - 2001, 02, 03  
Childress, Ryan - 2006, 07, 08, 09  
Maymon, Jeronne - 2011, 12, 14  
Baulkman, Devon - 2015

# 35

Colmenares, Nick - 1960\*  
Plotnicki, Ben "Skip" - 1964\*, 65\*  
Jenkins, Fred - 1984, 85, 86, 87  
Turner, Eric - 1989  
Slay, Ron - 2000, 01, 02, 03

\* Home games only  
\* Road games only



40

Jones, Hugh - 1948  
 Campbell, Glenn - 1959, 60, 61  
 Parker, Jerry - 1962\*  
 Disney, Mike - 1963  
 Petty, Malcolm "Mac" - 1966\*, 67\*, 68\*  
 Croft, Bobby - 1969\*, 70\*  
 Gill, Steve - 1976, 77  
 Wood, Howard - 1978  
 Burton, Willie - 1981, 82, 83, 84  
 Thompson, Shaun - 1989, 90  
 Allen, Corey - 1992, 93  
 Harris, Torrey - 1996, 97, 98, 99  
 Daniels-Mulholland, Rick - 2007, 08

41

Parker, Jerry - 1962\*  
 Petty, Malcolm "Mac" - 1966\*, 67\*, 68\*  
 Croft, Bobby - 1969\*, 70\*  
 Voelker, Eddie - 1971, 72, 73  
 Smithson, Mike - 1975, 76  
 Cockrill, David - 1977  
 Ellis, Dale - 1980  
 Mills, William - 1983

42

Showalter, Dalen - 1958, 59, 60  
 Kempf, Ray - 1962\*  
 Parker, Jerry - 1963\*  
 McIntosh, Larry - 1964, 65, 66  
 Justus, Bill - 1967, 68, 69  
 Cox, Tommy - 1971  
 Robertson, Maurice - 1996, 97  
 Higgins, Jon - 2000, 01, 02, 03  
 Wright, Lou - 2004  
 DeVoe, Elliott - 2005

43

Kempf, Ray - 1962\*  
 Parker, Jerry - 1963\*  
 Robinson, Larry - 1972, 73  
 Ashworth, Doug - 1974, 75, 76  
 Nash, Kevin - 1978, 79, 80  
 Sylve, Joe - 1981  
 Walden, Pat - 1982  
 Johnson, Alonzo - 1992, 93  
 Black, C.J. - 1997, 98, 99, 2000  
 Albrecht, Jason - 2003, 04

44

Center - 1948  
 Perigo, Bob - 1959\*  
 Gilley, Bill - 1959, 60, 61  
 Plotnicki, Ben "Skip" - 1963\*  
 Monroe, Gil - 1964, 65  
 Woodall, Jim - 1969, 70, 71  
 Moss, David - 1974  
 Joyce, Tim - 1975  
 Lowrie, Bob - 1978  
 Wood, Howard - 1979, 80, 81  
 Brown, Elvin 1986, 87, 88  
 Whitted, Kevin - 1993, 94, 95  
 Victor, Isiah - 1998, 99, 200, 01  
 Cox, Jonah - 2006

45

Perigo, Bob - 1959\*  
 Plotnicki, Ben "Skip" - 1963\*  
 Snow, John - 1972, 73, 74

**Brandon Crump #4 • F • 6-10 • 250 • Houston, Texas (Klein HS)**

Year	GP-GS	Min	Avg	FG-A	Pct	3FG-A	Pct	FT-A	Pct	Rebs	Avg	PF-FO	Ast	TO	Blk	Stl	Pts	Avg
2001-02	30-19	648	21.6	85-143	59.4	1-2	500	43-78	.551	126	4.2	80-24	28	34	17	13	214	7.1
2002-03	29-27	781	26.9	127-225	56.4	0-0	0.000	64-85	.753	171	5.9	76-3	33	66	30	22	318	11.0
2003-04	29-29	909	31.3	158-279	56.6	8-25	320	105-155	.677	198	6.8	73-10	35	60	37	23	429	14.8
2004-05	27-25	712	26.4	124-224	55.4	10-19	526	48-75	.640	157	5.8	75-2	22	55	23	18	306	11.3
Totals	115-100	3050	26.5	494-871	56.7	19-46	.413	260-393	.662	652	5.7	304-7	118	215	107	76	1267	11.0

**Kyle "Buddy" Cruze #23 • F • 6-3 • 195 • Knoxville, Tenn. (East HS)**

Year	GP-GS	Min	Avg	FG-A	Pct	3FG-A	Pct	FT-A	Pct	Rebs	Avg	PF-FO	Ast	TO	Blk	Stl	Pts	Avg
1953-54	18--	--	--	37-154	.240	--	--	42-83	.506	85	4.7	57--	--	--	--	--	116	6.4

**Michael Curry #30 • C • 6-9 • 240 • Decatur, Ga. (Columbia HS)**

Year	GP-GS	Min	Avg	FG-A	Pct	3FG-A	Pct	FT-A	Pct	Rebs	Avg	PF-FO	Ast	TO	Blk	Stl	Pts	Avg
1989-90	27-1	297	11.0	24-55	.436	0-0	0.000	9-19	.474	81	3.0	58-1	6	16	13	3	57	2.1
1990-91	28-5	361	12.9	20-58	.345	0-0	0.000	17-29	.586	79	2.8	69-3	3	14	24	8	57	2.0
1991-92	32-27	541	16.9	34-75	.453	0-0	0.000	16-29	.552	108	3.4	87-2	20	27	25	20	84	2.6
Totals	87-33	1199	13.8	78-188	.415	0-0	0.000	42-77	.545	268	3.1	194-4	29	57	62	31	198	2.3

**Rick Daniels-Mulholland #40 • F • 6-5 • 250 • Oak Ridge, Tenn. (Oak Ridge HS)**

Year	GP-GS	Min	Avg	FG-A	Pct	3FG-A	Pct	FT-A	Pct	Rebs	Avg	PF-FO	Ast	TO	Blk	Stl	Pts	Avg
2006-07	3-0	3	1.0	0-0	0.000	0-0	0.000	0-0	0.000	0	0.0	0-0	0	0	0	0	0	0.0
2007-08	7-0	10	1.4	1-2	.500	0-0	0.000	1-2	.500	5	0.7	0-0	0	0	0	0	3	0.4
Totals	10-0	13	1.3	1-2	.500	0-0	0.000	1-2	.500	5	0.5	0-0	0	0	0	0	3	0.3

**Johnny Darden #24 • G • 5-10 • 150 • Springfield, Tenn. (Springfield HS)**

Year	GP-GS	Min	Avg	FG-A	Pct	3FG-A	Pct	FT-A	Pct	Rebs	Avg	PF-FO	Ast	TO	Blk	Stl	Pts	Avg
1975-76	27--	--	--	49-101	.485	--	--	40-56	.714	61	2.3	55-0	164	--	--	--	138	5.1
1976-77	27--	--	--	62-135	.459	--	--	28-39	.718	59	2.2	42-0	221	--	--	--	152	5.6
1977-78	23--	--	--	102-215	.474	--	--	38-58	.655	50	2.2	71-5	192	100	5	29	242	10.5
1978-79	32--	650	20.3	53-116	.457	--	--	47-62	.758	39	1.2	52-0	138	75	4	38	153	4.8
Totals	109--	650	--	266-567	.469	--	--	153-215	.712	209	1.9	220-5	715	175	9	67	685	6.3

**A.J. Davis #21 • G/F • 6-9 • 212 • Buford, Ga. (Buford HS)**

Year	GP-GS	Min	Avg	FG-A	Pct	3FG-A	Pct	FT-A	Pct	Rebs	Avg	PF-FO	Ast	TO	Blk	Stl	Pts	Avg
2013-14	25-1	234	9.4	14-35	.400	3-8	.375	2-9	.222	39	1.6	34-1	6	9	5	5	33	1.3

**A.W. Davis #20 • F • 6-7 • 185 • Rutledge, Tenn. (Rutledge HS)**

Year	GP-GS	Min	Avg	FG-A	Pct	3FG-A	Pct	FT-A	Pct	Rebs	Avg	PF-FO	Ast	TO	Blk	Stl	Pts	Avg
1962-63	24--	--	--	136-288	.472	--	--	85-114	.746	196	8.2	51-4	--	--	--	--	357	14.9
1963-64	23--	--	--	141-296	.476	--	--	116-144	.806	181	7.9	58-1	--	--	--	--	398	17.3
1964-65	24--	--	--	170-391	.435	--	--	130-153	.850	197	8.2	65-3	--	--	--	--	470	19.6
Totals	71--	--	--	447-975	.458	--	--	331-411	.805	574	8.1	174-8	--	--	--	--	1225	17.3

**Chris Davis #10 • G • 5-11 • 164 • Richmond Hill, Ga. (Richmond Hill HS)**

Year	GP-GS	Min	Avg	FG-A	Pct	3FG-A	Pct	FT-A	Pct	Rebs	Avg	PF-FO	Ast	TO	Blk	Stl	Pts	Avg
1986-87	16-0	56	3.5	3-17	.176	3-11	.273	--	--	3	0.2	8-0	3	4	0	3	9	0.6
1987-88	9-0	23	2.6	1-5	.200	0-3	0.000	1-2	.500	5	0.6	4-0	4	7	0	3	3	0.3
Totals	25-0	79	3.2	4-22	.182	3-14	.214	1-2	.500	8	0.3	12-0	7	11	0	6	12	0.5

**Dick Davis #14 • F • 6-1 • 160 • Bluefield, W.Va.**

Year	GP-GS	Min	Avg	FG-A	Pct	3FG-A	Pct	FT-A	Pct	Rebs	Avg	PF-FO	Ast	TO	Blk	Stl	Pts	Avg
1950-51	2-1	--	--	1-2	.500	--	--	0-0	.000	--	--	2--	--	--	--	--	2	1.0

**Vegas Davis #34 • G • 6-3 • 215 • Parker, Ariz. (Parker HS)**

Year	GP-GS	Min	Avg	FG-A	Pct	3FG-A	Pct	FT-A	Pct	Rebs	Avg	PF-FO	Ast	TO	Blk	Stl	Pts	Avg
1996-97	20-3	203	10.2	18-50	.360	3-13	.231	16-22	.545	31	1.6	29-0	12	23	2	6	55	2.8
1997-98	18-9	355	19.7	40-94	.426	20-46	.435	12-29	.552	55	3.1	38-10	27	26	9	22	112	6.2
1998-99	26-0	166	6.4	12-42	.286	7-23	.304	15-18	.833	29	1.1	15-0	2	5	6	5	46	1.8
1999-00	23-0	138	6.0	10-36	.278	3-16	.188	4-10	.400	29	1.3	5-0	11	6	3	6	27	1.2
Totals	87-12	862	9.9	80-222	.360	33-98	.337	47-79	.595	144	1.7	87-0	52	60	20	39	240	2.8

**Eddie DeBro #11 • G • 5-11 • 190 • Smyrna, Tenn. (Smyrna HS)**

Year	GP-GS	Min	Avg	FG-A	Pct	3FG-A	Pct	FT-A	Pct	Rebs	Avg	PF-FO	Ast	TO	Blk	Stl	Pts	Avg
2004-05	3-0	7	2.3	0-1	.000	0-0	0.000	1-2	.500	0	0.0	2-0	0	1	1	0	1	0.3
2005-06	11-0	33	3.0	2-5	.400	0-1	0.000	0-0	0.000	8	0.7	4-0	3	2	0	1	4	0.4
Totals	15-0	40	2.7	2-6	.333	0-1	0.000	1-2	.500	8	0.5	6-0	3	3	1	1	5	0.3

**Elliott DeVoe #42 • F • 6-6 • 180 • Annapolis, Md. (Annapolis HS)**

Year	GP-GS	Min	Avg	FG-A	Pct	3FG-A	Pct	FT-A	Pct	Rebs	Avg	PF-FO	Ast	TO	Blk	Stl	Pts	Avg
2004-05	1-0	0	0.0	0-0	0.000	0-0	0.000	0-0	0.000	0	0.0	0-0	0	0	0	0	0	0.0

**Craig Diegel #52 • F • 6-6 • 175 • Knoxville, Tenn. (Central HS)**

Year	GP-GS	Min	Avg	FG-A	Pct	3FG-A	Pct	FT-A	Pct	Rebs	Avg	PF-FO	Ast	TO	Blk	Stl	Pts	Avg
1978-79	2--	5	2.5	3-4	.750	--	--	0-0	.000	2	1.0	0-0	0	0	0	0	6	3.0
1979-80	2-0	3	1.5	1-2	.500	--	--	0-0	.000	2	1.0	0-0	0	0	0	0	2	1.0
1980-81	4-0	4	1.0	0-2	.000	--	--	0-0	.000	1	0.3	0-0	0	0	0	0	0	0.0

# ALL-TIME PLAYER STATS

**D'Montre Edwards** #32 • G • 6-6 • 205 • Charleston, S.C. (Brevard [Fla.] CC)

Year	GP-GS	Min	Avg	FG-A	Pct	3FG-A	Pct	FT-A	Pct	Rebs	Avg	PF-FO	Ast	TO	Bk	Stl	Pts	Avg
2012-13	16-0	123	7.7	13-40	.325	5-14	.357	6-11	.545	30	1.9	18-0	1	5	0	2	37	2.3
2013-14	12-0	72	6.0	7-20	.350	4-11	.364	8-81	.000	17	1.4	8-0	4	4	1	4	26	2.2
Totals	28-0	195	7.0	20-60	.333	9-25	.360	14-19	.737	47	1.7	26-0	5	9	1	6	63	2.3

**Mike Edwards** #25 • G • 6-2 • 180 • Greenfield, Ind. (Greenfield HS)

Year	GP-GS	Min	Avg	FG-A	Pct	3FG-A	Pct	FT-A	Pct	Rebs	Avg	PF-FO	Ast	TO	Bk	Stl	Pts	Avg
1970-71	28--	--	--	205-460	.446	--	--	67-87	.770	115	4.1	67-1	23	--	--	--	477	17.0
1971-72	25--	--	--	191-458	.417	--	--	103-119	.866	96	3.8	71-1	21	--	--	--	485	19.4
1972-73	24--	--	--	176-347	.507	--	--	29-38	.763	65	2.7	56-2	28	--	--	--	381	15.9
Totals	77--	--	--	572-1265	.452	--	--	199-244	.816	276	3.6	194-4	72	--	--	--	1343	17.4

**Joe Eldridge** #19 • F • 6-3 • 185 • Knoxville, Tenn.

Year	GP-GS	Min	Avg	FG-A	Pct	3FG-A	Pct	FT-A	Pct	Rebs	Avg	PF-FO	Ast	TO	Bk	Stl	Pts	Avg
1947-48	12--	--	--	8-23	.348	--	--	3-9	.333	--	--	10--	--	--	--	--	19	1.6
1948-49	20--	--	--	35-106	.330	--	--	30-53	.566	--	--	38--	--	--	--	--	100	5.0
Totals	32--	--	--	43-129	.333	--	--	33-62	.532	--	--	48--	--	--	--	--	119	3.7

**Sid Elliott** #52 • C • 6-7 • 200 • Mullens, W.Va. (Mullens HS)

Year	GP-GS	Min	Avg	FG-A	Pct	3FG-A	Pct	FT-A	Pct	Rebs	Avg	PF-FO	Ast	TO	Bk	Stl	Pts	Avg
1961-62	22--	--	--	84-242	.347	--	--	37-62	.597	228	10.4	76-6	--	--	--	--	205	9.3
1962-63	24--	--	--	85-196	.434	--	--	73-98	.745	187	7.8	80-7	--	--	--	--	243	10.1
1963-64	24--	--	--	59-161	.366	--	--	38-52	.731	187	7.8	78-3	--	--	--	--	156	6.5
Totals	70--	--	--	228-599	.381	--	--	148-212	.698	602	8.6	234-16	--	--	--	--	604	8.6

**Dale Ellis** #41/#14 • F • 6-7 • 205 • Marietta, Ga. (Marietta HS)

Year	GP-GS	Min	Avg	FG-A	Pct	3FG-A	Pct	FT-A	Pct	Rebs	Avg	PF-FO	Ast	TO	Bk	Stl	Pts	Avg
1979-80	27-6	573	21.2	81-182	.445	--	--	31-40	.775	96	3.6	44-1	34	34	15	21	193	7.1
1980-81	29-28	1057	36.4	215-360	.597	--	--	83-111	.748	185	6.4	84-2	21	54	11	34	513	17.7
1981-82	30-30	1134	37.8	257-393	.654	--	--	121-152	.796	189	6.3	91-5	22	90	4	47	635	21.2
1982-83	32-32	1179	36.8	279-464	.601	--	--	166-221	.751	209	6.5	102-4	32	74	4	52	724	22.6
Totals	118-96	3943	33.4	832-1399	.595	--	--	401-524	.765	679	5.8	321-12	109	252	32	154	2025	17.5

**Jimmy England** #22 • G • 6-1 • 170 • Knoxville, Tenn. (Holston HS)

Year	GP-GS	Min	Avg	FG-A	Pct	3FG-A	Pct	FT-A	Pct	Rebs	Avg	PF-FO	Ast	TO	Bk	Stl	Pts	Avg
1968-69	28--	--	--	150-321	.467	--	--	45-51	.882	77	2.8	59-0	28	--	--	--	345	12.3
1969-70	25--	--	--	177-439	.403	--	--	131-146	.897	121	4.8	55-0	63	--	--	--	485	19.4
1970-71	28--	--	--	217-449	.483	--	--	143-165	.867	111	4.0	62-0	146	--	--	--	577	20.6
Totals	81--	--	--	544-1209	.450	--	--	319-362	.881	309	3.8	176-0	237	--	--	--	1407	17.4

**Walter Evans** #24 • C • 6-5 • 250 • Morristown, Tenn. (West HS)

Year	GP-GS	Min	Avg	FG-A	Pct	3FG-A	Pct	FT-A	Pct	Rebs	Avg	PF-FO	Ast	TO	Bk	Stl	Pts	Avg
1981-82	13-0	61	4.7	6-9	.667	--	--	2-12	.167	14	1.1	19-1	0	2	1	2	14	1.1
1982-83	4-0	26	6.5	1-5	.200	--	--	2-2	1.00	1	0.3	7-0	1	4	0	0	4	1.0
Totals	17-0	87	5.1	7-14	.500	--	--	4-14	.286	15	0.9	26-1	1	6	1	2	18	1.1

**Dennis Falls** #24 • F • 6-3 • 170 • Savannah, Tenn. (Savannah HS)

Year	GP-GS	Min	Avg	FG-A	Pct	3FG-A	Pct	FT-A	Pct	Rebs	Avg	PF-FO	Ast	TO	Bk	Stl	Pts	Avg
1962-63	10--	--	--	4-5	.800	--	--	2-2	1.00	2	0.2	0-0	--	--	--	--	10	1.0

**C.J. Fayton** #31 • G • 6-2 • 190 • Virginia Beach, Va. (Princess Anne HS)

Year	GP-GS	Min	Avg	FG-A	Pct	3FG-A	Pct	FT-A	Pct	Rebs	Avg	PF-FO	Ast	TO	Bk	Stl	Pts	Avg
2001-02	3-0	9	3.0	2-3	.667	0-1	.000	0-0	.000	2	0.7	0-0	0	4	0	1	4	1.3

**Dan Federmann** #33 • C • 6-10 • 235 • Cincinnati, Ohio (Elder HS)

Year	GP-GS	Min	Avg	FG-A	Pct	3FG-A	Pct	FT-A	Pct	Rebs	Avg	PF-FO	Ast	TO	Bk	Stl	Pts	Avg
1980-81	27-2	102	27.5	38-81	.469	--	--	37-45	.822	94	3.5	61-3	1	17	8	5	113	4.2
1981-82	30-1	440	14.7	52-109	.477	--	--	32-54	.593	88	2.9	78-3	13	22	5	3	136	4.5
1982-83	32-24	614	19.2	94-189	.497	--	--	38-62	.613	124	3.9	75-2	12	29	5	20	226	7.1
1983-84	35-14	629	18.0	108-234	.462	--	--	64-112	.571	164	4.7	95-2	8	40	18	10	280	8.0
Totals	124-41	1958	15.8	292-613	.476	--	--	171-273	.626	470	3.8	309-10	34	108	36	38	755	6.1

**Micquan Ferguson** #2 • G • 5-9 • 195 • Nashville, Tenn. (Stratford HS/Aquinas JC)

Year	GP-GS	Min	Avg	FG-A	Pct	3FG-A	Pct	FT-A	Pct	Rebs	Avg	PF-FO	Ast	TO	Bk	Stl	Pts	Avg
2001-02	4-0	6	1.5	0-0	.000	0-0	.000	2-2	1.00	0	0.0	0-0	0	1	0	0	2	0.5

**John Fields** #25 • C • 6-9 • 222 • Fayetteville, N.C. (Jack Britt HS/UNC Wilmington)

Year	GP-GS	Min	Avg	FG-A	Pct	3FG-A	Pct	FT-A	Pct	Rebs	Avg	PF-FO	Ast	TO	Bk	Stl	Pts	Avg
2010-11	34-18	394	11.6	37-63	.587	0-0	.000	13-28	.464	101	3.0	71-3	6	18	41	10	87	2.6

**Jerry Finestone** #23 • G • 6-0 • 160 • Forest Hills, N.Y. (Forest Hills HS)

Year	GP-GS	Min	Avg	FG-A	Pct	3FG-A	Pct	FT-A	Pct	Rebs	Avg	PF-FO	Ast	TO	Bk	Stl	Pts	Avg
1974-75	11-1	--	--	3-12	.250	--	--	2-3	.667	6	0.5	5-0	7	--	--	--	8	0.7
1975-76	7-1	--	--	1-6	.167	--	--	1-3	.333	5	0.7	0-0	2	--	--	--	3	0.4
1976-77	10-1	--	--	1-1	1.00	--	--	2-3	.667	3	0.3	3-0	12	--	--	--	4	0.4
Totals	28-1	--	--	5-19	.263	--	--	5-9	.556	14	0.5	8-0	21	--	--	--	15	0.5

**Jim Finley** #10 • G • 6-0 • 155 • Fayette, Ala. (Fayette County HS)

Year	GP-GS	Min	Avg	FG-A	Pct	3FG-A	Pct	FT-A	Pct	Rebs	Avg	PF-FO	Ast	TO	Bk	Stl	Pts	Avg
1961-62	8--	--	--	1-6	.167	--	--	2-4	.500	2	0.3	2-0	--	--	--	--	4	0.5
1962-63	8--	--	--	1-2	.500	--	--	0-0	.000	2	0.3	6-0	--	--	--	--	2	0.3
1963-64	10--	--	--	4-7	.571	--	--	1-4	.250	4	0.4	4-0	--	--	--	--	9	0.9
Totals	26--	--	--	6-15	.400	--	--	3-8	.375	8	0.3	12-0	--	--	--	--	15	0.6

**Dick Fisher** #30 • C • 6-5 • 190 • Jackson, Tenn. (South Side HS)

Year	GP-GS	Min	Avg	FG-A	Pct	3FG-A	Pct	FT-A	Pct	Rebs	Avg	PF-FO	Ast	TO	Bk	Stl	Pts	Avg
1958-59	4-1	--	--	2-4	.500	--	--	0-1	.000	2	0.5	3-0	--	--	--	--	4	1.0
1959-60	21--	--	--	51-113	.451	--	--	33-47	.702	114	5.4	59-4	--	--	--	--	135	6.4
1960-61	25--	--	--	100-236	.424	--	--	45-68	.662	212	8.5	90-9	--	--	--	--	245	9.8
Totals	50--	--	--	153-353	.433	--	--	78-116	.672	328	6.6	152-13	--	--	--	--	384	7.7

**47**  
Hampton - 1948

**48**  
Hawkins, Marshall - 1948

**50**  
Scott, Charles - 1957, 58, 59  
Brintnall, Phil - 1962\*  
Wilson, Tommy - 1963\*  
Bayne, Howard - 1964, 65, 66  
Bell, David - 1967, 68  
Chancey, Steve - 1972  
Brykalski, Bob - 1975, 76  
Roth, Doug - 1986, 87, 88, 89  
Sheffield, Shun - 1992, 93, 94

**51**  
Wallace, Bill - 1961\*  
Brintnall, Phil - 1962\*  
Wilson, Tommy - 1963\*  
Tomlinson, Wayne - 1972, 73, 74  
Wunderlich, Robert - 1978  
Lockhart, Ian - 1987, 88, 89, 90

**52**  
Elliott, Sid - 1962, 63, 64  
Manfield, Larry - 1968  
Johnson, Don - 1969, 70, 71  
Diegel, Craig - 1979, 80, 81  
McRae, Jordan - 2012, 13, 14

**53 (RETIRED)**  
Widby, Ron - 1965, 66, 67  
Seale, Bill - 1973, 74  
King, Bernard - 1975, 76, 77  
Ray, Steve - 1979, 80, 81, 82

**54**  
Tormohlen, Gene - 1957, 58, 59  
Bowling, Orb - 1961, 62, 63  
Jacobs, John - 1965, 66



**Jim Flynn #10 • F • 6-0 • 170 • Jeffersonville, Ind.**

Year	GP-GS	Min	Avg	FG-A	Pct	3FG-A	Pct	FT-A	Pct	Rebs	Avg	PF-FO	Ast	TO	Blk	Stl	Pts	Avg	
1947-48	10--	--	--	4-13	.308	--	--	0-2	.000	--	--	2--	--	--	--	--	--	8	0.8
1948-49	7--	--	--	1-7	.143	--	--	2-4	.500	--	--	3--	--	--	--	--	--	4	0.6
1950-51	8--	--	--	8-33	.242	--	--	6-8	.750	--	--	7--	--	--	--	--	22	2.8	
Totals	25--	--	--	13-53	.245	--	--	8-14	.571	--	--	12--	--	--	--	--	34	1.4	

**Phil French #34 • G • 5-10 • 140 • Maryville, Tenn. (Alcoa HS)**

Year	GP-GS	Min	Avg	FG-A	Pct	3FG-A	Pct	FT-A	Pct	Rebs	Avg	PF-FO	Ast	TO	Blk	Stl	Pts	Avg
1962-63	4--	--	--	0-2	.000	--	--	0-0	.000	0	0.0	0-0	--	--	--	--	0	0.0

**Bob Garrison #24**

Year	GP-GS	Min	Avg	FG-A	Pct	3FG-A	Pct	FT-A	Pct	Rebs	Avg	PF-FO	Ast	TO	Blk	Stl	Pts	Avg
1950-51	22--	--	--	116-425	.273	--	--	59-113	.522	--	--	72--	--	--	--	--	291	13.2

**Henry Garrison #52 • F • 6-3 • 190 • Manchester, Ky. (Clay County HS)**

Year	GP-GS	Min	Avg	FG-A	Pct	3FG-A	Pct	FT-A	Pct	Rebs	Avg	PF-FO	Ast	TO	Blk	Stl	Pts	Avg
1957-58	9--	--	--	5-18	.278	--	--	2-5	.400	22	2.4	4-0	--	--	--	--	12	1.3
1958-59	8--	--	--	2-3	.667	--	--	2-3	.667	2	0.3	3-0	--	--	--	--	6	0.8
Totals	17--	--	--	7-21	.333	--	--	4-8	.500	24	1.4	7-0	--	--	--	--	18	1.1

**Daniel Garrett #15 • G • 5-11 • 160 • Memphis, Tenn. (Memphis ECS)**

Year	GP-GS	Min	Avg	FG-A	Pct	3FG-A	Pct	FT-A	Pct	Rebs	Avg	PF-FO	Ast	TO	Blk	Stl	Pts	Avg
1992-93	3-0	4	1.3	2-3	.667	0-1	.000	0-0	.000	0	0.0	0-0	2	1	0	0	4	1.3

**Pee-Wee Gash #12 • G • 5-7 • 150 • Asheville, N.C. (Asheville HS)**

Year	GP-GS	Min	Avg	FG-A	Pct	3FG-A	Pct	FT-A	Pct	Rebs	Avg	PF-FO	Ast	TO	Blk	Stl	Pts	Avg
2002-03	5-0	10	2.0	0-4	.000	0-3	.000	0-0	.000	1	0.2	0-0	0	1	0	1	0	0.0
2003-04	7-0	8	1.1	1-5	.200	0-3	.000	0-0	.000	0	0.0	3-0	2	0	0	0	2	0.3
2004-05	5-0	19	3.8	2-7	.286	1-5	.200	0-0	.000	2	0.4	3-0	3	3	0	0	5	1.0
Totals	17-0	37	2.2	3-16	.188	1-11	.091	0-0	.000	3	0.2	6-0	5	4	0	1	7	0.4

**Bob Gentry #11 • F • 6-3 • 180 • Knoxville, Tenn. (Catholic HS)**

Year	GP-GS	Min	Avg	FG-A	Pct	3FG-A	Pct	FT-A	Pct	Rebs	Avg	PF-FO	Ast	TO	Blk	Stl	Pts	Avg
1955-56	21--	--	--	14-64	.219	--	--	13-30	.433	59	2.8	29--	--	--	--	--	41	2.0
1956-57	7--	--	--	2-10	.200	--	--	1-8	.125	16	2.3	4--	--	--	--	--	5	0.7
Totals	28--	--	--	16-74	.216	--	--	14-38	.368	75	2.7	33--	--	--	--	--	46	1.6

**Paul Gentry #20**

Year	GP-GS	Min	Avg	FG-A	Pct	3FG-A	Pct	FT-A	Pct	Rebs	Avg	PF-FO	Ast	TO	Blk	Stl	Pts	Avg
1950-51	20-1	--	--	46-157	.293	--	--	42-60	.700	--	--	36--	--	--	--	--	134	6.7

**Jim Gill #11 • F • 6-3 • 165 • Knoxville, Tenn. (Farragut HS)**

Year	GP-GS	Min	Avg	FG-A	Pct	3FG-A	Pct	FT-A	Pct	Rebs	Avg	PF-FO	Ast	TO	Blk	Stl	Pts	Avg
1978-79	1-	1	1.0	0-2	.000	--	--	0-0	.000	2	2.0	0-0	0	0	0	0	0	0.0
1979-80	1-0	1	1.0	0-0	.000	--	--	2-2	1.00	0	0.0	0-0	0	0	0	0	2	2.0
Totals	2-0	2	1.0	0-2	.000	--	--	2-2	1.000	2	1.0	0-0	0	0	0	0	2	1.0

**Steve Gill #40 • F • 6-4 • 180 • Knoxville, Tenn. (Farragut HS)**

Year	GP-GS	Min	Avg	FG-A	Pct	3FG-A	Pct	FT-A	Pct	Rebs	Avg	PF-FO	Ast	TO	Blk	Stl	Pts	Avg
1975-76	2--	--	--	0-0	.000	--	--	0-0	.000	0	0.0	0-0	0	--	--	--	0	0.0
1976-77	5--	--	--	2-6	.333	--	--	2-2	1.00	1	0.2	2-0	1	--	--	--	6	1.2
Totals	7--	--	--	2-6	.333	--	--	2-2	1.00	1	0.1	2-0	1	--	--	--	6	0.9

**Bill Gilley #44 • C • 6-5 • 200 • Carlisle, Ky. (Carlisle HS)**

Year	GP-GS	Min	Avg	FG-A	Pct	3FG-A	Pct	FT-A	Pct	Rebs	Avg	PF-FO	Ast	TO	Blk	Stl	Pts	Avg
1958-59	6--	--	--	1-3	.333	--	--	0-2	.000	2	0.3	1-0	--	--	--	--	2	0.3
1959-60	6--	--	--	3-6	.500	--	--	5-6	.833	11	1.8	11-0	--	--	--	--	11	1.8
1960-61	15--	--	--	16-37	.432	--	--	16-30	.533	53	3.5	21-1	--	--	--	--	48	3.2
Totals	27--	--	--	20-46	.435	--	--	21-38	.553	66	2.4	33-1	--	--	--	--	61	2.3

**Bob Gipe #16 • C • 6-5 • 188 • Kingsport, Tenn. (Dobyns-Bennett HS)**

Year	GP-GS	Min	Avg	FG-A	Pct	3FG-A	Pct	FT-A	Pct	Rebs	Avg	PF-FO	Ast	TO	Blk	Stl	Pts	Avg
1953-54	10--	--	--	5-17	.294	--	--	4-6	.667	14	1.4	6--	--	--	--	--	14	1.4
1954-55	15--	--	--	10-24	.417	--	--	4-9	.444	16	1.1	8--	--	--	--	--	24	1.6
1955-56	24--	--	--	47-145	.324	--	--	33-55	.600	136	5.7	71--	--	--	--	--	127	5.3
1956-57	19--	--	--	25-65	.385	--	--	27-45	.600	58	3.1	30--	--	--	--	--	77	4.1
Totals	68--	--	--	87-251	.347	--	--	68-115	.591	224	3.3	115--	--	--	--	--	242	3.6

**Melvin Goins #2 • G • 5-11 • 195 • San Diego, Calif. (Ball State Univ./Mt. San Jacinto College)**

Year	GP-GS	Min	Avg	FG-A	Pct	3FG-A	Pct	FT-A	Pct	Rebs	Avg	PF-FO	Ast	TO	Blk	Stl	Pts	Avg
2009-10	31-4	496	16.0	58-150	.387	16-49	.327	33-52	.635	59	1.9	56-0	57	35	0	32	165	5.3
2010-11	33-33	899	27.2	82-218	.376	24-80	.300	74-95	.779	102	3.1	60-1	93	61	2	57	262	7.9
Totals	64-37	1395	21.8	140-368	.380	40-129	.310	107-147	.728	161	2.5	116-1	150	96	2	89	427	6.7

**Terry Glenn #14 • G • 5-10 • 145 • Charleston, S.C. (Rivers HS/Morristown JC)**

Year	GP-GS	Min	Avg	FG-A	Pct	3FG-A	Pct	FT-A	Pct	Rebs	Avg	PF-FO	Ast	TO	Blk	Stl	Pts	Avg
1978-79	11--	33	3.0	8-21	.381	--	--	1-2	.500	5	0.5	2-0	5	6	0	3	17	1.5

**LaMarcus Golden #23 • F • 6-4 • 180 • Memphis, Tenn. (Treadwell HS)**

Year	GP-GS	Min	Avg	FG-A	Pct	3FG-A	Pct	FT-A	Pct	Rebs	Avg	PF-FO	Ast	TO	Blk	Stl	Pts	Avg
1992-93	30-23	791	26.4	54-124	.435	13-32	.406	61-76	.803	91	3.0	53-3	136	77	4	60	182	6.1
1993-94	27-25	923	34.2	91-233	.391	28-71	.394	45-67	.672	94	3.5	58-0	155	106	3	78	255	9.4
Totals	57-48	1714	30.1	145-357	.406	41-103	.398	106-143	.741	185	3.2	111-3	291	183	7	138	437	7.7

# ALL-TIME PLAYER STATS

## Trae Golden

### #11 • G • 6-2 • 205 • Powder Springs, Ga. (McEachern HS)

Year	GP-GS	Min	Avg	FG-A	Pct	3FG-A	Pct	FT-A	Pct	Rebs	Avg	PF-FO	Ast	TO	Bk	Stl	Pts	Avg
2010-11	31-1	411	13.3	27-92	29.3	6-33	18.2	33-40	82.5	35	1.1	25-0	69	32	0	23	93	3.0
2011-12	34-33	1089	32.0	141-321	43.9	50-129	38.8	130-157	82.8	102	3.0	68-1	154	98	3	27	462	13.6
2012-13	31-24	940	30.3	111-290	38.3	28-95	29.5	126-162	77.8	89	2.9	66-1	121	63	0	8	376	12.1
Totals	96-58	2440	25.4	279-703	39.7	84-257	32.7	289-359	80.5	226	2.4	159-2	344	193	3	58	931	9.7

## Gannon Goodson

### #55 • C • 6-9 • 245 • Birmingham, Ala. (Shades Valley HS)

Year	GP-GS	Min	Avg	FG-A	Pct	3FG-A	Pct	FT-A	Pct	Rebs	Avg	PF-FO	Ast	TO	Bk	Stl	Pts	Avg
1989-90	4-0	9	2.3	1-3	33.3	0-0	0.000	1-2	50.0	2	0.5	5-0	0	1	1	2	3	0.8
1990-91	34-19	636	18.7	49-112	43.8	0-0	0.000	23-52	44.2	147	4.3	89-3	10	38	6	18	121	3.6
1991-92	13-1	122	9.4	13-25	52.0	0-0	0.000	8-12	66.7	30	2.3	25-1	0	9	0	4	34	2.6
1992-93	25-2	174	7.0	10-30	33.3	0-0	0.000	7-11	63.6	25	1.0	28-0	4	13	2	1	27	1.1
1993-94	25-9	330	13.2	24-65	36.9	0-1	0.000	9-16	56.3	61	2.4	41-3	8	20	2	7	57	2.3
Totals	101-31	1271	12.6	97-235	41.3	0-1	0.000	48-93	51.6	265	2.6	188-7	22	81	11	32	242	2.4

## Don Graham

### #13 • F • 5-10 • 165 • Farragut, Tenn.

Year	GP-GS	Min	Avg	FG-A	Pct	3FG-A	Pct	FT-A	Pct	Rebs	Avg	PF-FO	Ast	TO	Bk	Stl	Pts	Avg
1947-48	21--	--	--	22-71	31.0	--	--	9-18	50.0	--	--	13--	--	--	--	--	53	2.5
1948-49	17--	--	--	22-63	34.9	--	--	7-10	70.0	--	--	24--	--	--	--	--	51	3.0
Totals	38--	--	--	44-134	32.8	--	--	16-28	57.1	--	--	37--	--	--	--	--	104	2.7

## Ed Gray

### #22 • G • 6-3 • 200 • Riverside, Calif. (North HS)

Year	GP-GS	Min	Avg	FG-A	Pct	3FG-A	Pct	FT-A	Pct	Rebs	Avg	PF-FO	Ast	TO	Bk	Stl	Pts	Avg
1993-94	27-27	848	31.4	149-405	36.8	49-176	27.8	57-81	70.4	97	3.6	77-1	49	45	5	41	404	15.0

## Aaron Green

### #5 • G • 6-2 • 200 • Sweetwater, Tenn. (Sweetwater HS)

Year	GP-GS	Min	Avg	FG-A	Pct	3FG-A	Pct	FT-A	Pct	Rebs	Avg	PF-FO	Ast	TO	Bk	Stl	Pts	Avg
1995-96	29-2	582	20.1	61-150	40.7	46-117	39.3	29-43	67.4	27	0.9	65-2	37	41	5	17	197	6.8
1996-97	25-7	679	27.2	45-146	30.8	24-84	28.6	49-64	76.6	50	2.0	69-2	56	41	7	50	163	6.5
1997-98	24-1	339	14.1	30-83	36.1	18-53	34.0	24-35	68.6	28	1.2	41-0	30	22	1	22	102	4.3
1998-99	22-1	272	12.4	21-53	39.6	11-33	33.3	28-46	60.9	29	1.3	41-1	40	26	3	26	81	3.7
Totals	100-11	1872	18.7	157-432	36.3	99-287	34.5	130-188	69.1	134	1.3	216-5	163	130	16	115	543	5.4

## Mark Griffin

### #33 • F • 6-8 • 220 • Union City, Tenn. (Union City HS)

Year	GP-GS	Min	Avg	FG-A	Pct	3FG-A	Pct	FT-A	Pct	Rebs	Avg	PF-FO	Ast	TO	Bk	Stl	Pts	Avg
1985-86	25-16	412	16.5	31-61	50.8	--	--	24-34	70.6	51	2.0	58-3	16	37	3	14	86	3.4
1986-87	28-0	337	12.0	25-60	41.7	3-7	42.9	17-26	65.4	65	2.3	46-0	16	22	2	11	70	2.5
1987-88	29-9	582	20.1	43-116	37.1	21-61	34.4	34-44	77.3	92	3.2	55-0	32	31	4	15	141	4.9
1988-89	27-26	655	24.3	70-160	43.8	49-113	43.4	33-45	73.3	96	3.6	67-0	36	33	0	15	222	8.2
Totals	109-51	1986	18.2	169-397	42.6	73-181	40.3	108-149	72.5	304	2.8	226-3	100	123	9	55	519	4.8

## Jenis Grindstaff

### #24 • G • 6-2 • 190 • Spruce Pine, N.C. (McDowell HS/Virginia Tech)

Year	GP-GS	Min	Avg	FG-A	Pct	3FG-A	Pct	FT-A	Pct	Rebs	Avg	PF-FO	Ast	TO	Bk	Stl	Pts	Avg
1999-00	1-1	14	14.0	1-9	.111	0-4	0.000	0-1	0.000	2	2.0	2-0	3	1	0	3	2	2.0
2000-01	32-1	374	11.7	31-99	31.3	12-47	25.5	26-34	76.5	45	1.4	49-0	54	34	1	19	100	3.1
2001-02	29-14	616	21.2	60-137	43.8	15-48	31.3	49-60	81.7	76	2.6	62-1	86	76	3	28	184	6.3
Totals	62-16	1004	16.2	92-245	37.6	27-99	27.3	75-95	78.9	123	2.0	113-1	143	111	4	50	286	4.6

## Carlus Groves

### #33 • F • 6-7 • 245 • Cross Plains, Tenn. (East Robertson HS)

Year	GP-GS	Min	Avg	FG-A	Pct	3FG-A	Pct	FT-A	Pct	Rebs	Avg	PF-FO	Ast	TO	Bk	Stl	Pts	Avg
1989-90	28-1	475	17.0	75-134	56.0	0-2	0.000	36-60	60.0	116	4.1	77-4	16	40	4	16	186	6.6
1990-91	32-18	718	22.4	136-249	54.6	0-0	0.000	74-117	63.2	148	4.6	111-7	14	70	20	22	346	10.8
1991-92	26-9	654	25.2	150-278	54.0	3-9	33.3	78-140	55.7	124	4.8	85-2	18	53	13	24	381	14.7
Totals	86-28	1847	21.5	361-661	54.6	3-11	27.3	188-317	59.3	388	4.5	273-13	48	163	37	62	913	10.6

## Ernie Grunfeld

### #22 • F • 6-6 • 215 • Forest Hills, N.Y. (Forest Hills HS)

Year	GP-GS	Min	Avg	FG-A	Pct	3FG-A	Pct	FT-A	Pct	Rebs	Avg	PF-FO	Ast	TO	Bk	Stl	Pts	Avg
1973-74	26--	--	--	180-363	49.6	--	--	93-128	72.7	188	7.2	80-2	61	--	--	--	453	17.4
1974-75	20--	--	--	184-401	45.9	--	--	107-132	81.1	128	6.4	62-2	51	--	--	--	475	23.8
1975-76	27--	--	--	255-485	52.6	--	--	173-214	80.8	172	6.4	73-1	57	--	--	--	683	25.3
1976-77	28--	--	--	248-463	53.6	--	--	142-179	79.3	176	6.3	87-5	77	--	--	--	638	22.8
Totals	101--	--	--	867-1712	50.6	--	--	515-653	78.9	664	6.6	302-10	246	--	--	--	2249	22.3

## Bobby Jack Guinn

### #11 • G • 6-1 • 170 • Kingston, Tenn. (Roane County HS)

Year	GP-GS	Min	Avg	FG-A	Pct	3FG-A	Pct	FT-A	Pct	Rebs	Avg	PF-FO	Ast	TO	Bk	Stl	Pts	Avg
1965-66	18--	--	--	27-63	42.9	--	--	11-17	64.7	33	1.8	17-0	--	--	--	--	65	3.6
1966-67	18--	--	--	19-34	55.9	--	--	7-10	70.0	15	0.8	13-0	--	--	--	--	45	2.5
Totals	36--	--	--	46-97	47.4	--	--	18-27	66.7	48	1.3	30-0	--	--	--	--	110	3.1

## Marcus Haislip

### #12 • F • 6-10 • 230 • Lewisburg, Tenn. (Marshall County HS)

Year	GP-GS	Min	Avg	FG-A	Pct	3FG-A	Pct	FT-A	Pct	Rebs	Avg	PF-FO	Ast	TO	Bk	Stl	Pts	Avg
1999-00	31-0	251	8.1	52-88	59.1	9-17	52.9	22-39	56.4	57	1.8	41-1	0	21	21	8	135	4.4
2000-01	33-1	435	13.2	63-122	51.6	14-39	35.9	53-70	75.7	83	2.5	89-3	17	22	51	9	193	5.8
2001-02	25-24	838	33.5	161-311	51.8	15-46	32.6	80-111	72.1	167	6.7	86-4	24	51	44	11	417	16.7
Totals	89-25	1524	17.1	276-521	53.0	38-102	37.3	155-220	70.5	307	3.4	216-8	41	94	116	28	745	8.4

## Bill Hall

### #13 • G • 6-0 • 165 • Knoxville, Tenn. (Knoxville HS)

Year	GP-GS	Min	Avg	FG-A	Pct	3FG-A	Pct	FT-A	Pct	Rebs	Avg	PF-FO	Ast	TO	Bk	Stl	Pts	Avg
1952-53	21--	--	--	54-193	28.0	--	--	55-91	60.4	97	4.6	--	--	--	--	--	163	7.8
1953-54	23--	--	--	43-154	27.9	--	--	38-69	55.1	96	4.2	58--	--	--	--	--	124	5.4
1954-55	22--	--	--	29-85	34.1	--	--	20-34	58.8	74	3.4	48--	--	--	--	--	78	3.5
Totals	66--	--	--	126-432	29.2	--	--	113-194										



**Kenny Hall #20 • F • 6-9 • 230 • Stone Mountain, Ga. (Redan HS)**

Year	GP-GS	Min	Avg	FG-A	Pct	3FG-A	Pct	FT-A	Pct	Rebs	Avg	PF-FO	Ast	TO	Blk	Stl	Pts	Avg
2009-10	35-3	435	12.4	52-90	.578	0-1.000		23-42	.548	104	3.0	69-2	7	29	18	8	127	3.6
2010-11	25-1	176	7.0	19-36	.528	0-1.000		12-21	.571	46	1.8	36-1	3	15	4	1	50	2.0
2011-12	25-16	506	20.2	61-113	.540	0-0.000		32-49	.653	113	4.5	71-1	9	32	25	10	154	6.2
2012-13	31-21	600	19.4	66-122	.541	0-4.000		43-61	.705	127	4.1	67-1	11	38	13	6	175	5.6
Totals	116-41	1717	14.8	198-361	.548	0-6.000		110-173	.636	390	3.4	243-5	30	114	60	25	506	4.4

**Steve Hamer #21 • C • 7-0 • 245 • Grand Junction, Tenn. (Middleton HS)**

Year	GP-GS	Min	Avg	FG-A	Pct	3FG-A	Pct	FT-A	Pct	Rebs	Avg	PF-FO	Ast	TO	Blk	Stl	Pts	Avg
1992-93	26-19	553	21.3	74-136	.544	0-0.000		33-52	.635	119	4.6	65-2	7	25	24	8	181	7.0
1993-94	24-19	620	25.8	119-206	.578	3-13.000		93-116	.802	139	5.8	59-2	20	43	24	12	334	13.9
1994-95	25-24	773	30.9	138-261	.529	0-0.000		98-153	.641	220	8.8	66-2	14	65	35	6	374	15.0
1995-96	29-29	956	33.0	187-325	.575	0-0.000		155-252	.615	272	9.4	84-3	30	84	39	11	529	18.2
Totals	104-91	2902	27.9	518-928	.558	3-13.000		379-573	.661	750	7.2	274-9	71	217	122	37	1418	13.6

**Hampton #47/#18**

Year	GP-GS	Min	Avg	FG-A	Pct	3FG-A	Pct	FT-A	Pct	Rebs	Avg	PF-FO	Ast	TO	Blk	Stl	Pts	Avg
1947-48	12--	--	--	3-16	.188	--	--	1-1	1.00	--	--	5--	--	--	--	--	7	0.6

**Bill Hann #14 • G • 6-3 • 185 • Cleveland, Ohio (Rhodes HS)**

Year	GP-GS	Min	Avg	FG-A	Pct	3FG-A	Pct	FT-A	Pct	Rebs	Avg	PF-FO	Ast	TO	Blk	Stl	Pts	Avg
1966-67	26--	--	--	26-83	.313	--	--	75-95	.789	45	1.7	42-0	--	--	--	--	127	4.9
1967-68	26--	--	--	77-199	.387	--	--	112-138	.812	63	2.4	49-0	--	--	--	--	266	10.2
1968-69	28--	--	--	55-128	.430	--	--	75-93	.806	68	2.4	55-0	173	--	--	--	185	6.6
Totals	80--	--	--	158-410	.385	--	--	262-326	.804	176	2.2	146-0	173	--	--	--	578	7.2

**Tyrone Harper #30 • F • 6-7 • 215 • Nashville, Tenn. (Glenciff HS)**

Year	GP-GS	Min	Avg	FG-A	Pct	3FG-A	Pct	FT-A	Pct	Rebs	Avg	PF-FO	Ast	TO	Blk	Stl	Pts	Avg
1982-83	10-0	91	9.1	11-27	.407	--	--	2-4	.500	26	2.6	4-0	2	3	1	3	24	2.4
1983-84	15-0	105	7.0	11-28	.393	--	--	3-8	.375	17	1.1	11-0	2	3	1	3	25	1.7
1984-85	2-0	4	2.0	0-0	.000	--	--	0-0	.000	1	0.5	1-0	0	1	0	0	0	0.0
1985-86	19-4	168	8.8	15-40	.375	--	--	13-17	.765	30	1.6	14-0	1	12	2	7	43	2.3
Totals	46-4	368	8.0	37-95	.389	--	--	18-29	.621	74	1.6	30-0	5	19	4	13	92	2.0

**Antonio Harris #22 • G • 6-3 • 195 • Memphis, Tenn. (Washington HS)**

Year	GP-GS	Min	Avg	FG-A	Pct	3FG-A	Pct	FT-A	Pct	Rebs	Avg	PF-FO	Ast	TO	Blk	Stl	Pts	Avg
1995-96	9-0	26	2.9	2-4	.500	2-4	.500	0-0	.000	1	0.1	2-0	2	1	0	1	6	0.7
1996-97	12-0	57	4.8	1-11	.091	0-8	.000	0-1	.000	7	0.6	2-0	4	3	0	1	2	0.2
Totals	21-0	83	4.0	3-15	.200	2-12	.167	0-1	.000	8	0.4	4-0	6	4	0	2	8	0.4

**Tobias Harris #12 • F • 6-8 • 226 • Dix Hills, N.Y. (Half Hollow Hills HS West)**

Year	GP-GS	Min	Avg	FG-A	Pct	3FG-A	Pct	FT-A	Pct	Rebs	Avg	PF-FO	Ast	TO	Blk	Stl	Pts	Avg
2010-11	34-33	993	29.2	185-402	.460	23-76	.303	128-170	.753	247	7.3	70-0	44	62	29	24	521	15.3

**Tony Harris #14 • G • 6-0 • 165 • Memphis, Tenn. (East HS)**

Year	GP-GS	Min	Avg	FG-A	Pct	3FG-A	Pct	FT-A	Pct	Rebs	Avg	PF-FO	Ast	TO	Blk	Stl	Pts	Avg
1997-98	27-26	842	31.2	123-336	.366	48-149	.322	90-125	.720	72	2.7	70-3	113	79	2	36	384	14.2
1998-99	30-29	965	32.2	113-303	.373	64-164	.390	81-102	.794	80	2.7	67-1	143	106	2	31	371	12.4
1999-00	33-33	997	30.2	149-365	.408	73-193	.378	110-148	.743	73	2.2	78-0	174	86	0	46	481	14.6
2000-01	31-31	885	28.5	97-271	.358	55-159	.346	103-133	.774	63	2.0	80-9	119	81	1	32	352	11.4
Totals	121-119	3689	30.5	482-1275	.378	240-665	.361	384-508	.756	288	2.4	295-8	509	352	5	145	1588	13.1

**Torrey Harris #40 • F • 6-10 • 255 • Sardis, Miss. (Piney Woods HS)**

Year	GP-GS	Min	Avg	FG-A	Pct	3FG-A	Pct	FT-A	Pct	Rebs	Avg	PF-FO	Ast	TO	Blk	Stl	Pts	Avg
1995-96	28-23	403	14.4	13-33	.394	0-0	.000	7-17	.412	63	2.3	66-1	4	25	5	10	33	12
1996-97	27-15	517	19.1	15-33	.455	0-0	.000	8-19	.421	77	2.9	67-3	6	33	11	6	38	14
1997-98	29-19	580	20.0	42-82	.512	0-0	.000	28-65	.431	140	4.8	97-15	33	25	13	12	319	9.9
1998-99	30-14	394	13.1	12-34	.353	0-0	.000	13-30	.433	71	2.4	69-2	6	18	11	7	37	12
Totals	114-71	1894	16.6	82-182	.451	0-0	.000	56-131	.427	351	3.1	299-11	31	109	52	36	220	1.9

**Bobby Hatcher #24 • F • 6-6 • 205 • Nashville, Tenn. (Hillsboro HS)**

Year	GP-GS	Min	Avg	FG-A	Pct	3FG-A	Pct	FT-A	Pct	Rebs	Avg	PF-FO	Ast	TO	Blk	Stl	Pts	Avg
1955-56	10--	--	--	16-51	.314	--	--	11-24	.458	44	4.4	9--	0	0	0	0	43	4.3

**Charles Hathaway #55 • C • 6-10 • 265 • Nashville, Tenn. (Hillwood HS)**

Year	GP-GS	Min	Avg	FG-A	Pct	3FG-A	Pct	FT-A	Pct	Rebs	Avg	PF-FO	Ast	TO	Blk	Stl	Pts	Avg
1996-97	27-19	643	23.8	63-156	.404	0-0	.000	70-125	.560	191	7.1	58-0	17	77	27	14	196	7.3
1997-98	5-4	105	21.0	13-28	.464	1-2	.500	15-29	.517	32	6.4	10-0	6	13	10	5	42	8.4
1998-99	30-11	502	16.7	44-101	.436	0-0	.000	60-91	.659	112	3.7	41-0	9	35	35	15	148	4.9
1999-00	33-0	376	11.4	19-49	.388	1-3	.333	30-53	.566	76	2.3	46-0	12	31	17	9	69	2.1
2000-01	31-27	615	19.8	61-94	.649	0-0	.000	35-58	.603	148	4.8	63-1	16	42	44	12	157	5.1
Totals	126-61	2241	17.8	200-428	.467	2-5	.400	210-356	.590	559	4.4	218-1	61	198	133	55	612	4.9

**Ron Hausley #14 • G • 6-4 • 200 • Marion, N.C. (McDowell HS)**

Year	GP-GS	Min	Avg	FG-A	Pct	3FG-A	Pct	FT-A	Pct	Rebs	Avg	PF-FO	Ast	TO	Blk	Stl	Pts	Avg
1984-85	13-0	47	3.6	8-15	.533	--	--	3-4	.750	6	0.5	6-0	2	5	0	2	19	1.5
1985-86	21-2	178	8.5	15-36	.417	--	--	2-3	.667	12	0.6	12-0	11	7	0	0	32	1.5
1986-87	25-4	294	11.8	24-50	.480	0-2	.000	13-14	.929	30	1.2	22-0	12	26	0	4	61	2.4
1987-88	21-4	247	11.8	29-69	.420	4-10	.400	4-10	.400	12	0.6	20-1	8	16	1	10	66	3.1
Totals	80-10	766	9.6	76-170	.447	4-12	.333	22-31	.710	60	0.8	60-1	33	54	1	21	178	2.2

**Greg Hawkins #30 • F • 6-5 • 185 • Huntington, W.Va. (Huntington HS)**

Year	GP-GS	Min	Avg	FG-A	Pct	3FG-A	Pct	FT-A	Pct	Rebs	Avg	PF-FO	Ast	TO	Blk	Stl	Pts	Avg
1970-71	25--	--	--	38-111	.342													

# ALL-TIME PLAYER STATS

**Doug Heinz** #20 • F • 6-4 • 175 • Belvidere, Ill. (Belvidere HS)

Year	GP-GS	Min	Avg	FG-A	Pct	3FG-A	Pct	FT-A	Pct	Rebs	Avg	PF-FO	Ast	TO	Blk	Stl	Pts	Avg
1955-56	4--	--	--	2-3	.667	--	--	0-1	.000	2	0.5	1-0	--	--	--	--	4	1.0

**Jemere Hendrix** #33 • F • 6-8 • 220 • Covington, Ga. (East Side HS/Clemson)

Year	GP-GS	Min	Avg	FG-A	Pct	3FG-A	Pct	FT-A	Pct	Rebs	Avg	PF-FO	Ast	TO	Blk	Stl	Pts	Avg
2003-04	29-14	6/8	23.4	74-141	.525	1-4	.250	49-68	.721	180	6.2	77-0	13	41	10	198	6.8	
2004-05	28-3	3/70	13.2	29-58	.500	0-1	.000	16-27	.593	75	2.7	62-1	7	25	5	14	2.6	
Totals	57-17	1048	18.4	103-199	.518	1-5	.200	65-95	.684	255	4.5	139-1	20	66	18	20	272	4.8

**Tom Hendrix** #20 • F • 6-5 • 212 • Elizabethtown, Ky. (Catholic HS)

Year	GP-GS	Min	Avg	FG-A	Pct	3FG-A	Pct	FT-A	Pct	Rebs	Avg	PF-FO	Ast	TO	Blk	Stl	Pts	Avg
1965-66	26--	--	--	80-190	.421	--	--	37-45	.822	95	3.7	57-0	--	--	--	--	197	7.6
1966-67	28--	--	--	130-310	.419	--	--	20-38	.526	100	3.6	71-3	--	--	--	--	280	10.0
1967-68	26--	--	--	123-304	.405	--	--	29-41	.707	103	4.0	63-0	--	--	--	--	275	10.6
Totals	80--	--	--	333-804	.414	--	--	86-124	.694	298	3.7	191-3	--	--	--	--	752	9.4

**Travis Henry** #25 • G • 6-2 • 165 • Knoxville, Tenn. (Karns HS)

Year	GP-GS	Min	Avg	FG-A	Pct	3FG-A	Pct	FT-A	Pct	Rebs	Avg	PF-FO	Ast	TO	Blk	Stl	Pts	Avg
1985-86	19-0	121	6.4	8-18	.444	--	--	2-3	.667	7	0.4	18-0	26	20	0	6	18	0.9
1986-87	20-5	245	12.3	12-30	.400	3-6	.500	10-11	.909	18	0.9	30-1	35	36	1	14	37	1.9
1987-88	28-4	371	13.3	18-50	.360	3-10	.300	23-28	.821	27	1.0	47-1	69	39	0	25	62	2.2
1988-89	30-26	648	21.6	57-141	.404	20-58	.345	38-62	.613	60	2.0	74-1	95	60	6	47	172	5.7
Totals	97-35	1385	14.3	95-239	.398	26-74	.351	73-104	.702	112	1.2	169-3	225	155	7	92	289	3.0

**Boomer Herndon** #0 • C • 6-10 • 245 • Nashville, Tenn. (Donelson Christian Academy)

Year	GP-GS	Min	Avg	FG-A	Pct	3FG-A	Pct	FT-A	Pct	Rebs	Avg	PF-FO	Ast	TO	Blk	Stl	Pts	Avg
2002-03	12-0	38	3.2	6-18	.333	0-0	.000	4-7	.571	21	1.8	7-0	1	2	2	1	16	1.3
2003-04	27-0	179	6.6	13-33	.394	0-0	.000	17-27	.630	48	1.8	26-0	6	13	15	4	43	1.6
Totals	39-0	217	5.6	19-51	.373	0-0	.000	21-34	.618	69	1.8	33-0	7	15	17	5	59	1.5

**Clay Hess** #54 • F • 6-5 • 212 • Dowagiac, Mich. (Dowagiac Union TMI)

Year	GP-GS	Min	Avg	FG-A	Pct	3FG-A	Pct	FT-A	Pct	Rebs	Avg	PF-FO	Ast	TO	Blk	Stl	Pts	Avg
1967-68	12--	--	--	5-10	.500	--	--	0-0	.000	5	0.4	5-0	--	--	--	--	10	0.8

**George Hickman** #11 • G • 6-0 • 170 • Knoxville, Tenn. (Farragut HS)

Year	GP-GS	Min	Avg	FG-A	Pct	3FG-A	Pct	FT-A	Pct	Rebs	Avg	PF-FO	Ast	TO	Blk	Stl	Pts	Avg
1990-91	7-0	7	1.0	1-1	1.00	1-2	.500	2-2	1.00	2	0.3	0-0	0	3	0	0	5	0.7

**Jon Higgins** #42 • G • 6-3 • 200 • Shaker Heights, Ohio (Shaker Heights HS)

Year	GP-GS	Min	Avg	FG-A	Pct	3FG-A	Pct	FT-A	Pct	Rebs	Avg	PF-FO	Ast	TO	Blk	Stl	Pts	Avg
1999-00	33-32	931	28.2	71-199	.357	53-148	.358	15-27	.556	102	3.1	59-1	71	39	2	34	210	6.4
2000-01	33-32	926	28.1	70-150	.467	53-109	.486	20-31	.645	116	3.5	70-1	80	35	5	34	213	6.5
2001-02	31-31	1025	33.1	79-202	.391	50-139	.360	28-43	.651	139	4.5	61-1	122	58	2	31	236	7.6
2002-03	27-27	898	33.3	84-192	.438	53-129	.411	18-24	.750	84	3.1	65-2	79	28	3	31	239	8.9
Totals	124-122	3780	30.5	304-743	.409	209-525	.398	81-125	.648	441	3.6	255-5	352	160	12	130	898	7.2

**Charlie Hipsher** #18 • F • 6-3 • 168 • Marietta, Ga.

Year	GP-GS	Min	Avg	FG-A	Pct	3FG-A	Pct	FT-A	Pct	Rebs	Avg	PF-FO	Ast	TO	Blk	Stl	Pts	Avg
1950-51	14--	--	--	20-68	.294	--	--	5-12	.417	--	--	12--	--	--	--	--	45	3.2
1951-52	19--	--	--	46-142	.324	--	--	24-30	.800	--	--	44--	--	--	--	--	116	6.1
1952-53	18--	--	--	28-95	.295	--	--	11-15	.733	29	1.6	--	--	--	--	--	67	3.7
Totals	51--	--	--	94-305	.308	--	--	40-57	.702	29	--	56--	--	--	--	--	228	4.5

**Steve Hirschorn** #34 • G • 5-10 • 155 • Springfield, N.J. (Springfield HS)

Year	GP-GS	Min	Avg	FG-A	Pct	3FG-A	Pct	FT-A	Pct	Rebs	Avg	PF-FO	Ast	TO	Blk	Stl	Pts	Avg
1968-69	5--	--	--	0-0	.000	--	--	0-0	.000	0	0.0	0-0	0	0	--	--	0	0.0
1969-70	6--	--	--	2-6	.333	--	--	2-4	.500	2	0.3	4-0	1	--	--	--	6	1.0
1971-72	23--	--	--	16-34	.471	--	--	55-74	.743	31	1.3	52-0	83	--	--	--	87	3.8
Totals	34--	--	--	18-40	.450	--	--	57-78	.731	33	1.0	56-0	86	--	--	--	93	2.7

**Bobby Hogsett** #22 • C • 6-8 • 216 • Bristol, Tenn. (Holston Valley HS)

Year	GP-GS	Min	Avg	FG-A	Pct	3FG-A	Pct	FT-A	Pct	Rebs	Avg	PF-FO	Ast	TO	Blk	Stl	Pts	Avg
1962-63	24--	--	--	60-125	.480	--	--	36-61	.590	106	4.4	45-0	--	--	--	--	156	6.5
1963-64	22--	--	--	28-54	.519	--	--	30-49	.612	98	4.5	42-0	--	--	--	--	86	3.9
1965-66	11--	--	--	14-23	.609	--	--	8-15	.533	34	3.1	4-0	--	--	--	--	36	3.3
Totals	57--	--	--	102-202	.505	--	--	74-125	.592	238	4.2	91-0	--	--	--	--	278	4.9

**Thaydeus Holden** #10 • G • 6-0 • 180 • Silsbee, Texas (Silsbee HS/Lamar/Seward County CC)

Year	GP-GS	Min	Avg	FG-A	Pct	3FG-A	Pct	FT-A	Pct	Rebs	Avg	PF-FO	Ast	TO	Blk	Stl	Pts	Avg
2001-02	31-17	734	23.7	62-171	.363	34-101	.337	46-63	.730	76	2.5	64-0	44	56	4	22	204	6.6
2002-03	29-16	728	25.1	75-190	.395	48-119	.403	48-58	.828	72	2.5	69-3	43	37	7	18	246	8.5
Totals	60-33	1462	24.4	137-361	.380	82-220	.373	94-121	.777	148	2.5	133-3	87	93	11	40	450	7.5

**Scotty Hopson** #32 • G • 6-7 • 200 • Hopkinsville, Ky. (University Heights HS)

Year	GP-GS	Min	Avg	FG-A	Pct	3FG-A	Pct	FT-A	Pct	Rebs	Avg	PF-FO	Ast	TO	Blk	Stl	Pts	Avg
2008-09	34-30	796	23.4	115-264	.428	46-129	.357	40-64	.625	93	2.7	50-0	49	50	9	21	312	9.2
2009-10	37-36	1024	27.7	174-391	.445	52-156	.333	50-85	.588	124	3.4	55-1	44	78	7	36	450	12.2
2010-11	32-32	937	29.3	188-416	.452	53-141	.376	114-155	.735	107	3.3	63-1	41	89	5	26	543	17.0
Totals	103-98	2757	26.8	475-1071	.444	151-426	.354	204-304	.671	324	3.1	168-2	134	217	21	83	1305	12.7

**Allan Houston** #20 • G • 6-6 • 200 • Louisville, Ky. (Ballard HS)

Year	GP-GS	Min	Avg	FG-A	Pct	3FG-A	Pct	FT-A	Pct	Rebs	Avg	PF-FO	Ast	TO	Blk	Stl	Pts	Avg
1989-90	30-30	1083	36.1	203-465	.437	83-192	.432	120-149	.805	88	2.9	70-1	127	101	11	36	609	20.3
1990-91	34-34	1212	35.6	265-550	.482	99-231	.429	177-205	.863	104	3.1	68-0	131	128	16	37	806	23.7
1991-92	34-34	1236	36.4	223-492	.453	82-196	.418	189-225	.840	180	5.3	69-1	110	94	15	32	717	21.1
1992-93	30-30	1075	35.8	211-454	.465	82-198	.414	165-188	.878	145	4.8	67-1	92	84	8	28	669	22.3
Totals	128-128	4606	36.0	902-1961	.460	346-817	.424	651-767	.849	517	4.0	274-3	460	407	50	133	2801	21.9



**John Houston #32 • F • 6-3 • 170 • Knoxville, Tenn. (Fulton HS)**

Year	GP-GS	Min	Avg	FG-A	Pct	3FG-A	Pct	FT-A	Pct	Rebs	Avg	PF-FO	Ast	TO	Blk	Stl	Pts	Avg
1959-60	2--	--	--	0-4	.000	--	--	0-0	.000	1	0.5	1-0	--	--	--	--	0	0.0

**Jordan Howell #15 • G • 6-3 • 188 • Auburn, Ala. (Bob Jones HS)**

Year	GP-GS	Min	Avg	FG-A	Pct	3FG-A	Pct	FT-A	Pct	Rebs	Avg	PF-FO	Ast	TO	Blk	Stl	Pts	Avg
2004-05	19-0	116	6.1	7-29	.241	7-28	.250	0-0	.000	4	0.2	6-0	8	5	0	2	21	1.1
2005-06	30-0	233	7.8	20-50	.400	15-38	.395	3-4	.750	11	0.4	27-0	20	11	0	3	58	1.9
2006-07	27-6	495	18.3	33-94	.351	27-78	.346	13-19	.684	36	1.3	41-0	40	20	0	12	106	3.9
2007-08	35-17	623	17.8	45-138	.326	38-119	.319	23-35	.657	52	1.5	58-0	76	34	3	18	151	4.3
Totals	111-23	1467	13.2	105-311	.338	87-263	.331	39-58	.672	103	0.9	132-0	144	70	3	35	336	3.0

**Robert Hubbs III #3 • G • 6-6 • 206 • Newbern, Tenn. (Dyer County HS)**

Year	GP-GS	Min	Avg	FG-A	Pct	3FG-A	Pct	FT-A	Pct	Rebs	Avg	PF-FO	Ast	TO	Blk	Stl	Pts	Avg
2013-14	12-0	219	18.3	23-75	.307	9-32	.281	5-8	.625	18	1.5	17-0	8	7	4	2	60	5.0
2014-15	32-20	795	24.8	88-215	.409	31-93	.333	24-33	.727	93	2.9	48-0	28	26	4	16	231	7.2
Totals	44-20	1014	23.0	111-290	.383	40-125	.320	29-41	.707	111	2.5	65-0	36	33	8	18	291	6.6

**Michael Hubert #10 • G • 6-2 • 205 • Hendersonville, Tenn. (Hendersonville HS/UT Chattanooga)**

Year	GP-GS	Min	Avg	FG-A	Pct	3FG-A	Pct	FT-A	Pct	Rebs	Avg	PF-FO	Ast	TO	Blk	Stl	Pts	Avg
2008-09	6-0	7	1.2	1-4	.250	1-4	.250	0-0	.000	3	0.5	0-0	1	3	0	0	3	0.5
2009-10	4-0	8	2.0	3-10	.300	3-10	.300	0-0	.000	1	0.3	0-0	1	0	0	1	9	2.3
2010-11	4-0	6	1.7	0-2	.000	0-2	.000	1-2	.500	0	0.0	0-0	0	0	0	0	1	0.3
Totals	14-0	21	1.5	4-9	.444	4-9	.444	1-2	.500	4	0.3	0-0	2	3	0	1	13	0.9

**Jerald Hyatt #22 • G • 6-3 • 190 • Knoxville, Tenn. (Austin-East HS)**

Year	GP-GS	Min	Avg	FG-A	Pct	3FG-A	Pct	FT-A	Pct	Rebs	Avg	PF-FO	Ast	TO	Blk	Stl	Pts	Avg
1981-82	23-0	209	9.1	17-36	.472	--	--	6-10	.600	12	0.5	12-0	12	8	0	19	40	1.7
1982-83	6-0	67	11.2	4-12	.333	--	--	4-7	.571	5	0.8	8-0	3	1	0	3	12	2.0
Totals	29-0	276	9.5	21-48	.438	--	--	10-17	.588	17	0.6	20-0	15	9	0	22	52	1.8

**Andy Ikeakor #34 • F • 6-8 • 270 • Houston, Texas (Westbury Christian HS)**

Year	GP-GS	Min	Avg	FG-A	Pct	3FG-A	Pct	FT-A	Pct	Rebs	Avg	PF-FO	Ast	TO	Blk	Stl	Pts	Avg
2000-01	4-0	8	2.0	1-3	.333	0-0	.000	1-4	.250	2	0.5	1-0	0	2	0	0	3	0.8
2001-02	5-0	17	3.4	1-1	.100	0-0	.000	1-1	.100	5	1.0	5-0	2	1	0	0	3	0.6
2002-03	1-0	5	5.0	1-4	.250	0-0	.000	0-0	.000	4	4.0	1-0	1	1	0	0	2	2.0
Totals	10-0	30	3.0	3-8	.375	0-0	.000	2-5	.400	11	1.1	7-0	3	4	0	0	8	0.8

**Cornelius Jackson #32 • G • 6-4 • 185 • Oak Hill, W.Va. (Oak Hill HS)**

Year	GP-GS	Min	Avg	FG-A	Pct	3FG-A	Pct	FT-A	Pct	Rebs	Avg	PF-FO	Ast	TO	Blk	Stl	Pts	Avg
1996-97	27-19	617	22.9	37-140	.264	10-49	.204	14-21	.667	68	2.5	61-0	65	59	2	19	98	3.6

**Justin Jackson #12/#21 • G • 5-11 • 165 • Fredericksburg, Va. (Fredericksburg Academy)**

Year	GP-GS	Min	Avg	FG-A	Pct	3FG-A	Pct	FT-A	Pct	Rebs	Avg	PF-FO	Ast	TO	Blk	Stl	Pts	Avg
2005-06	4-0	5	1.3	0-2	.000	0-0	.000	0-2	.000	3	0.8	0-0	0	0	0	0	0	0.0
2006-07	1-0	2	2.0	0-0	.000	0-0	.000	0-0	.000	0	0.0	1-0	0	0	0	0	0	0.0
2007-08	0-0	0	0.0	0-0	.000	0-0	.000	0-0	.000	0	0.0	0-0	0	0	0	0	0	0.0
2008-09	1-0	1	1.0	0-0	.000	0-0	.000	0-0	.000	0	0.0	0-0	0	0	0	0	0	0.0
Totals	6-0	8	1.3	0-2	.000	0-0	.000	0-2	.000	3	0.5	1-0	0	0	0	0	0	0.0

**Mike Jackson #25 • G • 6-3 • 190 • Nashville, Tenn. (Stratford HS)**

Year	GP-GS	Min	Avg	FG-A	Pct	3FG-A	Pct	FT-A	Pct	Rebs	Avg	PF-FO	Ast	TO	Blk	Stl	Pts	Avg
1973-74	6--	--	--	6-18	.333	--	--	3-6	.500	7	1.2	7-0	0	--	--	--	15	2.5
1974-75	26--	--	--	139-273	.509	--	--	69-84	.821	98	3.8	76-2	42	--	--	--	347	13.3
1975-76	27--	--	--	174-360	.483	--	--	102-132	.773	126	4.7	92-6	62	--	--	--	450	16.7
1976-77	28--	--	--	179-383	.467	--	--	73-86	.849	90	3.2	96-8	81	--	--	--	431	15.4
Totals	87--	--	--	498-1034	.482	--	--	247-308	.802	321	3.7	271-16	185	--	--	--	1243	14.3

**John Jacobs #54 • C • 6-6 • 194 • Columbus, Ohio (University HS)**

Year	GP-GS	Min	Avg	FG-A	Pct	3FG-A	Pct	FT-A	Pct	Rebs	Avg	PF-FO	Ast	TO	Blk	Stl	Pts	Avg
1964-65	11--	--	--	2-11	.182	--	--	0-2	.000	14	1.3	10-0	--	--	--	--	4	0.4
1965-66	5--	--	--	0-3	.000	--	--	1-5	.200	3	0.6	2-0	--	--	--	--	1	0.2
Totals	16--	--	--	2-14	.143	--	--	1-7	.143	17	1.1	12-0	--	--	--	--	5	0.3

**Bill Jarvis #24 • C • 6-8 • 210 • Greensboro, N.C. (Greensboro HS)**

Year	GP-GS	Min	Avg	FG-A	Pct	3FG-A	Pct	FT-A	Pct	Rebs	Avg	PF-FO	Ast	TO	Blk	Stl	Pts	Avg
1951-52	18--	--	--	13-43	.302	--	--	6-16	.375	--	--	31--	--	--	--	--	32	1.8
1952-53	13--	--	--	14-40	.350	--	--	18-33	.545	33	2.5	--	--	--	--	--	46	3.5
1953-54	11--	--	--	8-26	.308	--	--	9-22	.409	32	2.9	11--	--	--	--	--	25	2.3
1954-55	15--	--	--	31-65	.477	--	--	8-16	.500	25	1.7	6--	--	--	--	--	70	4.7
Totals	57--	--	--	66-174	.379	--	--	41-87	.471	90	--	48--	--	--	--	--	173	3.0

**Fred Jenkins #35 • G • 6-4 • 190 • Columbia, Tenn. (Central HS)**

Year	GP-GS	Min	Avg	FG-A	Pct	3FG-A	Pct	FT-A	Pct	Rebs	Avg	PF-FO	Ast	TO	Blk	Stl	Pts	Avg
1983-84	35-28	1012	28.9	137-279	.491	--	--	79-110	.718	113	3.2	67-3	94	92	9	49	353	10.1
1984-85	35-23	1046	29.9	128-267	.479	--	--	99-130	.762	138	3.9	64-1	99	86	2	52	355	10.1
1985-86	16-15	481	30.1	69-139	.496	--	--	29-38	.763	52	3.3	27-1	62	42	3	35	167	10.4
1986-87	24-20	762	31.8	101-192	.526	13-39	.333	49-62	.790	74	3.1	43-0	133	71	5	41	264	11.0
Totals	110-86	3301	30.0	435-877	.496	13-39	.333	256-340	.753	377	3.4	201-5	388	291	19	177	1139	10.4

**Mike Johanson #43 • C • 6-9 • 210 • Alliance, Ohio (Alliance HS)**

Year	GP-GS	Min	Avg	FG-A	Pct	3FG-A	Pct	FT-A	Pct	Rebs	Avg	PF-FO	Ast	TO	Blk	Stl	Pts	Avg
1982-83	6-0	7	1.2	0-2	.000	--	--	2-2	1.00	0	0.0	1-0	0	0	0	0	2	0.3
1983-84	4-0	6	1.5	0-1	.000	--	--	0-1	.000	2	0.5	1-0	0	0	0	1	0	0.0
1984-85	11-2	59	5.4	9-16	.563	--	--	3-7	.429	11	1.0	5-0	1	1	0	0	21	1.9
1985-86	9-1	22	2.4	1-7	.143	--	--	2-4	.500	2	0.2	0-0	0	2	0	0	4	0.4
Totals	30-3	94	3.1	10-26	.385	--	--	7-14	.500	15	0.5	7-0	1	3	0	1	27	

# ALL-TIME PLAYER STATS

**Alonzo Johnson #34 • C • 7-0 • 230 • Marion, Ala. (Francis Marion HS)**

Year	GP-GS	Min	Avg	FG-A	Pct	3FG-A	Pct	FT-A	Pct	Rebs	Avg	PF-FO	Ast	TO	Blk	Stl	Pts	Avg
1991-92	31-0	182	5.9	19-39	.487	0-0	.000	11-22	.500	40	1.3	48-1	3	9	15	1	49	1.6
1992-93	6-0	28	4.7	2-6	.333	0-0	.000	2-7	.286	13	2.2	4-0	3	0	1	2	6	1.0
Totals	37-0	210	5.7	21-45	.467	0-0	.000	13-29	.448	53	1.4	52-1	3	10	17	3	55	1.5

**Chuck Johnson #24 • G • 6-0 • 170 • Knoxville, Tenn. (Farragut HS)**

Year	GP-GS	Min	Avg	FG-A	Pct	3FG-A	Pct	FT-A	Pct	Rebs	Avg	PF-FO	Ast	TO	Blk	Stl	Pts	Avg
1983-84	6-0	5	0.8	1-3	.333	--	--	4-4	1.00	1	0.2	0-0	1	0	0	0	6	1.0

**Damon Johnson #4 • F • 6-4 • 200 • Johnson City, Tenn. (Science Hill HS/Hiwassee College)**

Year	GP-GS	Min	Avg	FG-A	Pct	3FG-A	Pct	FT-A	Pct	Rebs	Avg	PF-FO	Ast	TO	Blk	Stl	Pts	Avg
1994-95	27-27	898	33.3	99-255	.388	3-13	.231	64-87	.736	157	5.8	89-5	128	93	4	35	265	9.8
1995-96	28-26	935	33.4	97-236	.411	0-4	.000	65-96	.677	201	7.2	82-3	71	89	9	35	259	9.3
Totals	55-53	1833	33.3	196-491	.399	3-17	.176	129-183	.705	358	6.5	171-8	199	182	13	70	524	9.5

**Don Johnson #52 • F • 6-5 • 210 • Benson, Ill. (Roanoke-Benson HS)**

Year	GP-GS	Min	Avg	FG-A	Pct	3FG-A	Pct	FT-A	Pct	Rebs	Avg	PF-FO	Ast	TO	Blk	Stl	Pts	Avg
1968-69	28--	--	--	133-295	.451	--	--	56-79	.709	227	8.1	63-0	14	--	--	--	322	11.5
1969-70	25--	--	--	145-346	.419	--	--	59-82	.720	231	9.2	72-2	10	--	--	--	349	14.0
1970-71	28--	--	--	192-398	.482	--	--	141-187	.754	291	10.4	80-3	16	--	--	--	525	18.8
Totals	81--	--	--	470-1039	.452	--	--	256-348	.736	749	9.2	215-5	40	--	--	--	1196	14.8

**Marques Johnson #3 • G • 6-5 • 205 • Fort Wayne, Ind. (Snider HS)**

Year	GP-GS	Min	Avg	FG-A	Pct	3FG-A	Pct	FT-A	Pct	Rebs	Avg	PF-FO	Ast	TO	Blk	Stl	Pts	Avg
2006-07	4-0	45	11.3	2-8	.250	1-3	.333	3-5	.600	2	0.5	8-0	5	6	0	1	8	2.0

**Reggie Johnson #32 • F • 6-9 • 210 • Ellenwood, Ga. (Cedar Grove HS)**

Year	GP-GS	Min	Avg	FG-A	Pct	3FG-A	Pct	FT-A	Pct	Rebs	Avg	PF-FO	Ast	TO	Blk	Stl	Pts	Avg
1976-77	28--	--	--	131-203	.645	--	--	46-61	.754	227	8.1	105-6	17	--	--	--	308	11.0
1977-78	27--	--	--	229-409	.560	--	--	115-166	.693	258	9.6	97-6	36	80	49	12	573	21.2
1978-79	33--	1054	31.9	286-487	.587	--	--	126-170	.741	255	7.7	124-5	28	75	41	25	698	21.2
1979-80	27-27	850	31.5	218-390	.559	--	--	88-116	.759	180	6.7	85-5	29	58	29	23	524	19.4
Totals	115-27	1904	--	864-1489	.580	--	--	375-513	.731	920	8.0	411-22	110	213	119	60	2103	18.3

**Rip Johnson #23 • G • 6-0 • 165 • Nashville, Tenn. (Glenciff HS/Motlow State CC)**

Year	GP-GS	Min	Avg	FG-A	Pct	3FG-A	Pct	FT-A	Pct	Rebs	Avg	PF-FO	Ast	TO	Blk	Stl	Pts	Avg
1979-80	1-0	1	1.0	1-1	1.00	--	--	0-1	.000	1	1.0	0-0	0	2	0	0	2	2.0
1980-81	6-0	9	1.5	1-3	.333	--	--	2-4	.500	1	0.2	2-0	0	1	1	1	4	0.7
Totals	7-0	10	1.4	2-4	.500	--	--	2-5	.400	2	0.3	2-0	0	3	1	1	6	0.9

**Dick Johnston #10 • G • 5-8 • 155 • Altoona, Pa. (Altoona HS)**

Year	GP-GS	Min	Avg	FG-A	Pct	3FG-A	Pct	FT-A	Pct	Rebs	Avg	PF-FO	Ast	TO	Blk	Stl	Pts	Avg
1968-69	13--	--	--	4-7	.571	--	--	8-9	.889	4	0.3	4-0	4	--	--	--	16	1.2
1969-70	22--	--	--	17-60	.283	--	--	52-68	.765	30	1.4	39-1	33	--	--	--	86	3.9
1970-71	27--	--	--	15-40	.375	--	--	66-79	.835	16	0.6	50-2	65	--	--	--	96	3.6
Totals	62--	--	--	36-107	.336	--	--	126-156	.808	50	0.8	93-3	102	--	--	--	198	3.2

**DaShay Jones #23 • G • 6-2 • 190 • Sandusky, Ohio (Sandusky HS/Vincennes JC)**

Year	GP-GS	Min	Avg	FG-A	Pct	3FG-A	Pct	FT-A	Pct	Rebs	Avg	PF-FO	Ast	TO	Blk	Stl	Pts	Avg
1996-97	19-14	465	24.5	36-99	.364	1-13	.077	39-49	.796	50	2.6	37-0	48	43	0	6	112	5.9
1997-98	7-2	135	19.3	22-42	.524	3-11	.273	7-12	.583	22	3.1	8-0	13	10	0	8	54	7.7
Totals	26-16	600	23.1	58-141	.411	4-24	.167	46-61	.754	72	2.8	45-0	61	53	0	14	166	6.4

**Hugh Jones #12 • G • 5-11 • 165 • Knoxville, Tenn.**

Year	GP-GS	Min	Avg	FG-A	Pct	3FG-A	Pct	FT-A	Pct	Rebs	Avg	PF-FO	Ast	TO	Blk	Stl	Pts	Avg
1947-48	23--	--	--	78-254	.307	--	--	41-61	.672	--	--	62--	--	--	--	--	197	8.6
1948-49	25--	--	--	124-367	.338	--	--	47-71	.662	--	--	85--	--	--	--	--	295	11.8
Totals	48--	--	--	202-621	.325	--	--	88-132	.667	--	--	147--	--	--	--	--	492	10.3

**Rob Jones #34 • C • 6-7 • 210 • Knoxville, Tenn. (Austin-East HS)**

Year	GP-GS	Min	Avg	FG-A	Pct	3FG-A	Pct	FT-A	Pct	Rebs	Avg	PF-FO	Ast	TO	Blk	Stl	Pts	Avg
1982-83	30-0	284	9.5	16-42	.381	--	--	7-17	.412	65	2.2	32-0	4	18	11	11	39	1.3
1983-84	35-30	983	28.1	108-194	.557	--	--	58-92	.630	206	5.9	93-3	14	41	29	29	274	7.8
1984-85	37-37	1348	36.4	181-301	.601	--	--	95-160	.594	317	8.6	112-4	20	57	47	40	457	12.4
1985-86	28-28	987	35.2	127-219	.580	--	--	46-88	.523	216	7.7	58-1	14	38	25	35	300	10.7
Totals	130-95	3602	27.7	432-756	.571	--	--	206-357	.577	804	6.2	295-8	52	154	112	115	1070	8.2

**Michael Joyce #12 • G • 6-0 • 165 • Memphis, Tenn. (East HS)**

Year	GP-GS	Min	Avg	FG-A	Pct	3FG-A	Pct	FT-A	Pct	Rebs	Avg	PF-FO	Ast	TO	Blk	Stl	Pts	Avg
1977-78	2--	--	--	0-2	.000	--	--	1-2	.500	0	0.0	0-0	0	0	0	0	1	0.5
1978-79	1--	1	1.0	0-0	.000	--	--	0-0	.000	0	0.0	0-0	0	0	0	0	0	0.0
Totals	3--	1	--	0-2	.000	--	--	1-2	.500	0	0.0	0-0	0	0	0	0	1	0.3

**Tim Joyce #44 • F • 6-5 • 198 • Youngstown, Ohio (Ursuline HS)**

Year	GP-GS	Min	Avg	FG-A	Pct	3FG-A	Pct	FT-A	Pct	Rebs	Avg	PF-FO	Ast	TO	Blk	Stl	Pts	Avg
1974-75	18--	--	--	22-56	.393	--	--	4-8	.500	33	1.8	23-1	6	--	--	--	48	2.7

**Bill Justus #42 • G • 6-1 • 175 • Knoxville, Tenn. (Fulton HS)**

Year	GP-GS	Min	Avg	FG-A	Pct	3FG-A	Pct	FT-A	Pct	Rebs	Avg	PF-FO	Ast	TO	Blk	Stl	Pts	Avg
1966-67	28--	--	--	113-242	.467	--	--	88-109	.807	129	4.6	49-0	--	--	--	--	314	11.2
1967-68	26--	--	--	175-384	.456	--	--	117-142	.824	129	5.0	49-0	--	--	--	--	467	18.0
1968-69	28--	--	--	161-389	.414	--	--	133-147	.905	160	5.7	59-1	49	--	--	--	455	16.3
Totals	82--	--	--	449-1015	.442	--	--	338-398	.849	418	5.1	157-1	49	--	--	--	1236	15.1

**Rick Keebler #12 • G • 6-3 • 198 • Pittsburgh, Pa. (So. Hills Catholic HS)**

Year	GP-GS	Min	Avg	FG-A	Pct	3FG-A	Pct	FT-A	Pct	Rebs	Avg	PF-FO	Ast	TO	Blk	Stl	Pts	Avg
1963-64	13--	--	--	5-12	.417	--	--	5-10	.500	16	1.2	7-0	--	--	--	--	15	1.2
1965-66	21--	--	--	13-37	.351	--	--	12-16	.750	17	0.8	24-0	--	--	--	--	38	1.8
Totals	34--	--	--	18-49	.367	--	--	17-26	.654	33	1.0	31-0	--	--	--	--	53	1.6



**Bert Keenan** #16 • F • 6-1 • 175 • Fort Wayne, Ind.

Year	GP-GS	Min	Avg	FG-A	Pct	3FG-A	Pct	FT-A	Pct	Rebs	Avg	PF-FO	Ast	TO	Blk	Stl	Pts	Avg
1948-49	23-	--	--	45-159	.283	--	--	32-53	.604	--	--	67--	--	--	--	--	122	5.3
1950-51	22-	--	--	74-228	.325	--	--	55-80	.688	--	--	52--	--	--	--	--	203	9.2
Totals	45-	--	--	119-387	.307	--	--	87-133	.654	--	--	119--	--	--	--	--	325	7.2

**Earl Keister** #18 • F • 6-0 • 165 • Greensboro, N.C.

Year	GP-GS	Min	Avg	FG-A	Pct	3FG-A	Pct	FT-A	Pct	Rebs	Avg	PF-FO	Ast	TO	Blk	Stl	Pts	Avg
1948-49	6--	--	--	3-10	.300	--	--	2-4	.500	--	--	2--	--	--	--	--	8	1.3

**Dick Kellar** #25 • F • 6-4 • 180 • Kokomo, Ind. (Kokomo HS)

Year	GP-GS	Min	Avg	FG-A	Pct	3FG-A	Pct	FT-A	Pct	Rebs	Avg	PF-FO	Ast	TO	Blk	Stl	Pts	Avg
1954-55	22-	--	--	47-126	.373	--	--	36-67	.537	141	6.4	40--	--	--	--	--	130	5.9
1956-57	22-	--	--	87-196	.444	--	--	92-129	.713	209	9.5	58--	--	--	--	--	266	12.1
Totals	44-	--	--	134-322	.416	--	--	128-196	.653	350	8.0	98--	--	--	--	--	396	9.0

**Ray Kempf** #24 • C • 6-5 • 215 • Levittown, Pa. (Pennsbury HS)

Year	GP-GS	Min	Avg	FG-A	Pct	3FG-A	Pct	FT-A	Pct	Rebs	Avg	PF-FO	Ast	TO	Blk	Stl	Pts	Avg
1961-62	10--	--	--	10-20	.500	--	--	22-38	.579	29	2.9	20-2	--	--	--	--	42	4.2

**Chris Kesler** #12 • G • 5-10 • 170 • Augusta, Ga. (Richmond Academy)

Year	GP-GS	Min	Avg	FG-A	Pct	3FG-A	Pct	FT-A	Pct	Rebs	Avg	PF-FO	Ast	TO	Blk	Stl	Pts	Avg
1987-88	3-0	6	2.0	1-3	.333	0-0	.000	0-2	.000	3	1.0	2-0	1	0	0	1	2	0.7

**Ryan Kilmartin** #21 • G • 6-5 • 210 • Charlotte, N.C. (Appalachian State University)

Year	GP-GS	Min	Avg	FG-A	Pct	3FG-A	Pct	FT-A	Pct	Rebs	Avg	PF-FO	Ast	TO	Blk	Stl	Pts	Avg
2011-12	3-0	3	1.0	1-11.000		1-11.000		0-0	.000	0	0.0	1-0	0	0	0	0	3	1.0

**Rudy Kinard** #32 • G • 5-11 • 165 • Atlanta, Ga. (Druid Hills HS)

Year	GP-GS	Min	Avg	FG-A	Pct	3FG-A	Pct	FT-A	Pct	Rebs	Avg	PF-FO	Ast	TO	Blk	Stl	Pts	Avg
1968-69	24--	--	--	45-102	.441	--	--	18-19	.947	33	1.4	25-0	8	--	--	--	108	4.5
1969-70	18--	--	--	67-178	.376	--	--	12-19	.632	36	2.0	27-0	25	--	--	--	146	8.1
Totals	42--	--	--	112-280	.400	--	--	30-38	.789	69	1.6	52-0	33	--	--	--	254	6.0

**Bernard King** #53 • F • 6-7 • 205 • Brooklyn, N.Y. (Fort Hamilton HS)

Year	GP-GS	Min	Avg	FG-A	Pct	3FG-A	Pct	FT-A	Pct	Rebs	Avg	PF-FO	Ast	TO	Blk	Stl	Pts	Avg
1974-75	25--	--	--	273-439	.622	--	--	115-147	.782	308	12.3	97-7	39	--	--	--	661	26.4
1975-76	25--	--	--	260-454	.573	--	--	109-163	.669	325	13.0	87-4	40	--	--	--	629	25.2
1976-77	26--	--	--	278-481	.578	--	--	116-163	.712	371	14.3	95-3	82	--	--	--	672	25.8
Totals	76--	--	--	811-1374	.590	--	--	340-473	.719	1004	13.2	279-14	161	--	--	--	1962	25.8

**Hank Kinzel** #23 • C • 6-6 • 215 • Roanoke, Va.

Year	GP-GS	Min	Avg	FG-A	Pct	3FG-A	Pct	FT-A	Pct	Rebs	Avg	PF-FO	Ast	TO	Blk	Stl	Pts	Avg
1947-48	24--	--	--	20-68	.294	--	--	13-25	.520	--	--	41--	--	--	--	--	53	2.2
1948-49	22--	--	--	21-68	.309	--	--	19-26	.731	--	--	61--	--	--	--	--	61	2.8
1950-51	20--	--	--	21-60	.350	--	--	14-26	.538	--	--	46--	--	--	--	--	56	2.8
Totals	66--	--	--	62-196	.316	--	--	46-77	.597	--	--	148--	--	--	--	--	170	2.6

**Chris Klaehn** #24 • G • 5-10 • 180 • Knoxville, Tenn. (Gibbs HS)

Year	GP-GS	Min	Avg	FG-A	Pct	3FG-A	Pct	FT-A	Pct	Rebs	Avg	PF-FO	Ast	TO	Blk	Stl	Pts	Avg
1990-91	9-0	11	1.2	0-0	.000	0-0	.000	1-2	.500	1	0.1	1-0	3	2	0	2	1	0.1
1991-92	9-0	10	1.1	0-0	.000	0-0	.000	2-2	1.00	1	0.1	1-0	1	1	0	0	2	0.2
1992-93	5-0	28	5.6	0-4	.000	0-3	.000	2-2	1.00	1	0.2	0-0	0	1	2	2	0.4	
Totals	23-0	49	2.1	0-6	.000	0-3	.000	5-6	.833	3	0.1	2-0	4	4	2	4	5	0.2

**Len Kosmalski** #55 • C • 7-0 • 245 • Maple Heights, Ohio (Maple Heights HS)

Year	GP-GS	Min	Avg	FG-A	Pct	3FG-A	Pct	FT-A	Pct	Rebs	Avg	PF-FO	Ast	TO	Blk	Stl	Pts	Avg
1971-72	25--	--	--	191-365	.523	--	--	106-140	.757	210	8.4	74-3	10	--	--	--	488	19.5
1972-73	17--	--	--	119-238	.500	--	--	51-70	.729	110	6.5	32-0	8	--	--	--	289	17.0
1975-74	26--	--	--	176-324	.543	--	--	73-109	.670	254	9.8	76-3	14	--	--	--	425	16.3
Totals	68--	--	--	486-927	.524	--	--	230-319	.721	574	8.4	182-6	32	--	--	--	1202	17.7

**Carl Langschmidt** #14 • F • 6-3 • 178 • Memphis, Tenn.

Year	GP-GS	Min	Avg	FG-A	Pct	3FG-A	Pct	FT-A	Pct	Rebs	Avg	PF-FO	Ast	TO	Blk	Stl	Pts	Avg
1951-52	5--	--	--	1-3	.333	--	--	1-3	.333	--	--	5--	--	--	--	--	3	0.6
1952-53	8--	--	--	2-9	.222	--	--	4-9	.444	13	1.6	--	--	--	--	--	8	1.0
Totals	13--	--	--	3-12	.250	--	--	5-12	.417	13	--	5--	--	--	--	--	11	0.8

**Rashard Lee** #3 • F • 6-6 • 205 • Durham, N.C. (Hillside HS)

Year	GP-GS	Min	Avg	FG-A	Pct	3FG-A	Pct	FT-A	Pct	Rebs	Avg	PF-FO	Ast	TO	Blk	Stl	Pts	Avg
1995-96	28-0	297	10.6	23-69	.333	10-32	.313	13-24	.542	62	2.2	46-3	24	24	10	5	69	2.5
1996-97	26-10	433	16.7	46-108	.426	0-2	.000	11-20	.550	99	3.8	51-0	30	37	14	14	103	4.0
1997-98	29-19	660	22.8	114-277	.412	33-79	.418	38-67	.567	154	5.3	58-0	45	42	5	26	29.9	10.3
1998-99	30-2	482	16.1	72-175	.411	25-81	.309	42-62	.677	103	3.4	43-0	22	42	12	26	211	7.0
Totals	113-31	1872	16.6	255-629	.405	68-194	.351	104-173	.601	418	3.7	198-4	121	145	41	71	682	6.0

**Elvin Little** #23 • G • 6-0 • 188 • Princeton, W.Va.

Year	GP-GS	Min	Avg	FG-A	Pct	3FG-A	Pct	FT-A	Pct	Rebs	Avg	PF-FO	Ast	TO	Blk	Stl	Pts	Avg
1950-51	17--	--	--	10-57	.175	--	--	14-19	.737	--	--	19--	--	--	--	--	34	2.0
1951-52	15--	--	--	12-54	.222	--	--	11-14	.786	--	--	19--	--	--	--	--	35	2.3
1952-53	19--	--	--	39-112	.348	--	--	25-33	.758	49	2.6	--	--	--	--	--	103	5.4
Totals	51--	--	--	61-223	.274	--	--	50-66	.758	49	--	38--	--	--	--	--	172	3.4

**Ed Littleton** #12 • G • 6-2 • 160 • Paris, Tenn. (Henry County HS)

Year	GP-GS	Min	Avg	FG-A	Pct	3FG-A	Pct	FT-A	Pct	Rebs	Avg	PF-FO	Ast	TO	Blk	Stl	Pts	Avg
1980-81	29-27	330	11.4	41-84	.488	--	--	7-10	.700	22	0.8	50-1	48	36	6	15	89	3.1
1981-82	5-4	112	22.4	12-24	.500	--	--	2-3	.667	8	1.6	6-0	13	4	1	7	26	5.2
1982-83	12-0	198	16.5	15-36	.417	--	--	5-6	.833	14	1.2	12-0	17	14	0	9	35	2.9
Totals	46-31	640	13.9	68-144	.472	--	--	14-19	.737	44	1.0	68-1	78	54	7	31	150	3.3

# ALL-TIME PLAYER STATS

## Ian Lockhart #51 • C • 6-8 • 250 • Nassau, Bahamas (Nassau Christian Academy)

Year	GP-GS	Min	Avg	FG-A	Pct	3FG-A	Pct	FT-A	Pct	Rebs	Avg	PF-FO	Ast	TO	Blk	Stl	Pts	Avg
1986-87	21-0	170	8.1	13-28	.464			10-20	.500	50	2.4	26-0	1	7	1	5	36	1.7
1987-88	29-0	414	14.3	77-156	.566			0-1-000	42-67	121	4.2	64-1	5	19	11	14	196	6.8
1988-89	30-5	596	19.9	102-207	.493			0-1-000	41-63	164	5.5	79-2	14	51	7	38	245	8.2
1989-90	30-29	931	31.0	151-287	.526			0-1-000	91-141	645	32.7	106-2	37	65	20	64	393	13.1
Totals	110-34	2111	19.2	343-658	.521			0-3-000	184-291	632	6.2	275-5	57	142	39	121	870	7.9

## Chris Lofton #5 • G • 6-2 • 197 • Maysville, Ky. (Mason County HS)

Year	GP-GS	Min	Avg	FG-A	Pct	3FG-A	Pct	FT-A	Pct	Rebs	Avg	PF-FO	Ast	TO	Blk	Stl	Pts	Avg
2004-05	31-31	914	29.5	141-293	.481	93-200	.465	35-41	.854	111	3.6	36-0	46	32	2	40	410	13.2
2005-06	30-30	957	31.9	174-373	.466	114-261	.437	55-60	.917	106	3.5	55-0	56	36	3	60	517	17.2
2006-07	31-31	917	29.6	205-428	.479	106-253	.419	129-159	.811	95	3.1	49-1	54	51	4	45	645	20.8
2007-08	36-36	1071	29.8	170-426	.399	118-307	.384	101-120	.842	115	3.2	56-0	64	49	3	48	559	15.5
Totals	128-128	3859	30.1	690-1520	.454	431-1021	.422	320-380	.842	427	3.3	196-1	220	168	12	193	2131	16.6

## Brandon Lopez #24 • G • 6-1 • 180 • Knoxville, Tenn. (Austin-East HS)

Year	GP-GS	Min	Avg	FG-A	Pct	3FG-A	Pct	FT-A	Pct	Rebs	Avg	PF-FO	Ast	TO	Blk	Stl	Pts	Avg
2011-12	7-0	10	1.4	0-0-000		0-0-000		0-0-000		1	0.1	0-0	0	0	0	0	0	0.0
2012-13	17-0	98	5.8	2-10-200		0-1-000		1-3-333		11	0.6	9-0	8	9	0	3	5	2.3
2013-14	7-0	13	1.9	0-0-000		0-0-000		0-0-000		1	0.1	0-0	0	1	0	0	0	0.0
Totals	31-0	121	3.9	2-10-200		0-1-000		1-3-333		13	0.4	9-0	8	10	0	3	5	2.2

## Anthony Love #34 • F • 6-6 • 195 • Memphis, Tenn. (Northside HS)

Year	GP-GS	Min	Avg	FG-A	Pct	3FG-A	Pct	FT-A	Pct	Rebs	Avg	PF-FO	Ast	TO	Blk	Stl	Pts	Avg
1979-80	11-0	92	8.4	7-18	.389	--	--	4-5	.800	11	1.0	8-0	2	5	0	5	18	1.6
1980-81	23-3	296	12.9	18-51	.353	--	--	3-10	.300	35	1.5	23-0	14	13	0	8	39	1.7
Totals	34-3	388	11.4	25-69	.362	--	--	7-15	.467	46	1.4	31-0	16	18	0	13	57	1.7

## Bill Lovelace #12 • G • 6-1 • 177 • Knoxville, Tenn. (Central HS)

Year	GP-GS	Min	Avg	FG-A	Pct	3FG-A	Pct	FT-A	Pct	Rebs	Avg	PF-FO	Ast	TO	Blk	Stl	Pts	Avg
1952-53	21--	--	--	46-116	.397	--	--	38-52	.731	66	3.1	--	--	--	--	--	130	6.2
1953-54	22--	--	--	60-181	.331	--	--	35-57	.614	76	3.5	76--	--	--	--	--	155	7.0
1954-55	22--	--	--	64-175	.366	--	--	24-48	.500	74	3.4	62--	--	--	--	--	152	6.9
Totals	65--	--	--	170-472	.360	--	--	97-157	.618	216	3.3	138--	--	--	--	--	437	6.7

## Bob Lowrie #44 • G • 6-0 • 165 • Cleveland Heights, Ohio (Cathedral HS)

Year	GP-GS	Min	Avg	FG-A	Pct	3FG-A	Pct	FT-A	Pct	Rebs	Avg	PF-FO	Ast	TO	Blk	Stl	Pts	Avg
1977-78	8--	--	--	8-27	.296	--	--	6-9	.667	12	1.5	7-0	31	15	0	6	22	2.8

## Butch Lowery #14 • G • 5-10 • 158 • Knoxville, Tenn. (West HS)

Year	GP-GS	Min	Avg	FG-A	Pct	3FG-A	Pct	FT-A	Pct	Rebs	Avg	PF-FO	Ast	TO	Blk	Stl	Pts	Avg
1957-58	20--	--	--	30-90	.333	--	--	19-42	.452	15	0.8	21--	--	--	--	--	79	4.0

## Yemi Makanjuola #0 • C • 6-9 • 250 • Lagos, Nigeria (Word of God [N.C.] Christian Academy)

Year	GP-GS	Min	Avg	FG-A	Pct	3FG-A	Pct	FT-A	Pct	Rebs	Avg	PF-FO	Ast	TO	Blk	Stl	Pts	Avg
2011-12	28-1	232	8.3	26-44	.591	0-0-000		12-22	.545	78	2.8	45-1	3	9	12	5	64	2.3
2012-13	29-0	225	7.8	16-42	.381	0-0-000		15-23	.652	69	2.4	48-1	4	14	8	2	47	1.6
Totals	57-1	457	8.0	42-86	.488	0-0-000		27-45	.600	147	2.6	93-2	7	23	20	7	111	1.9

## Larry Mansfield #52 • C • 6-8 • 215 • Memphis, Tenn. (Frayer HS)

Year	GP-GS	Min	Avg	FG-A	Pct	3FG-A	Pct	FT-A	Pct	Rebs	Avg	PF-FO	Ast	TO	Blk	Stl	Pts	Avg
1967-68	26--	--	--	45-95	.474	--	--	27-65	.415	143	5.5	75-2	--	--	--	--	117	4.5

## John Martin #15 • F • 6-4 • 185 • Watseka, Ill. (Commercial HS)

Year	GP-GS	Min	Avg	FG-A	Pct	3FG-A	Pct	FT-A	Pct	Rebs	Avg	PF-FO	Ast	TO	Blk	Stl	Pts	Avg
1959-60	14--	--	--	36-98	.367	--	--	26-38	.684	67	4.8	24-0	--	--	--	--	98	7.0
1960-61	25--	--	--	59-152	.388	--	--	36-51	.706	78	3.1	53-1	--	--	--	--	154	6.2
1961-62	16--	--	--	22-50	.440	--	--	12-14	.857	35	2.2	23-1	--	--	--	--	56	3.5
Totals	55--	--	--	117-300	.390	--	--	74-103	.718	180	3.3	100-2	--	--	--	--	308	5.6

## Darren Mathey #34 • F • 6-8 • 260 • Madison, Wis. (Madison Memorial HS/Marquette)

Year	GP-GS	Min	Avg	FG-A	Pct	3FG-A	Pct	FT-A	Pct	Rebs	Avg	PF-FO	Ast	TO	Blk	Stl	Pts	Avg
1994-95	1-0	1	1.0	0-0-000		0-0-000		0-0-000		0	0.0	0-0	1	0	0	0	0	0.0

## Jeronne Maymon #34 • F • 6-8 • 260 • Madison, Wis. (Madison Memorial HS/Marquette)

Year	GP-GS	Min	Avg	FG-A	Pct	3FG-A	Pct	FT-A	Pct	Rebs	Avg	PF-FO	Ast	TO	Blk	Stl	Pts	Avg
2010-11	14-0	127	9.1	16-34	.471	0-2-000		5-20	.250	39	2.8	18-0	3	14	0	2	37	2.6
2011-12	33-32	927	28.1	149-267	.558	0-5-000		121-184	.658	267	8.1	93-4	39	82	10	32	419	12.7
2012-13	--	--	--	--	--	--	--	Redshirt		--	--	--	--	--	--	--	--	--
2013-14	37-36	1047	28.3	128-240	.533	0-1-000		104-152	.684	300	8.1	100-5	39	64	15	25	360	9.7
Totals	84-68	2101	25.0	293-541	.542	0-8-000		230-356	.646	606	7.2	211-9	81	160	25	59	816	9.7

## Bobby Maze #3 • G • 6-3 • 195 • Suitland, Md. (University of Oklahoma/Hutchinson CC)

Year	GP-GS	Min	Avg	FG-A	Pct	3FG-A	Pct	FT-A	Pct	Rebs	Avg	PF-FO	Ast	TO	Blk	Stl	Pts	Avg
2008-09	34-28	852	25.1	100-235	.426	29-91	.319	50-72	.694	83	2.4	64-1	109	54	5	34	279	8.2
2009-10	37-36	922	24.9	122-302	.404	27-107	.252	78-94	.830	89	2.4	59-1	118	52	4	28	349	9.4
Totals	71-64	1774	25.0	222-537	.413	56-198	.283	128-166	.771	172	2.4	123-2	227	106	9	62	628	8.8

## Skylar McBee #13 • G • 6-3 • 195 • Rutledge, Tenn. (Grainger HS)

Year	GP-GS	Min	Avg	FG-A	Pct	3FG-A	Pct	FT-A	Pct	Rebs	Avg	PF-FO	Ast	TO	Blk	Stl	Pts	Avg
2009-10	33-0	431	13.1	32-99	.323	25-90	.313	24-27	.889	38	1.2	53-0	18	16	0	18	113	3.4
2010-11	31-0	392	12.6	28-84	.333	22-68	.324	15-17	.882	31	1.0	43-0	18	15	1	23	93	3.0
2011-12	34-12	760	22.4	67-180	.372	63-161	.391	26-31	.839	44	1.3	57-1	25	25	1	22	223	6.6
2012-13	33-16	826	25.0	55-174	.316	51-156	.327	21-25	.840	40	1.2	60-1	17	14	0	11	182	5.5
Totals	131-28	2409	18.4	182-537	.339	161-465	.346	86-100	.860	153	1.2	213-2	78	70	2	74	611	4.7



**Seth McDonald** #25 • F • 6-9 • 205 • Tullahoma, Tenn. (Tullahoma HS)

Year	GP-GS	Min	Avg	FG-A	Pct	3FG-A	Pct	FT-A	Pct	Rebs	Avg	PF-FO	Ast	TO	Blk	Stl	Pts	Avg
1979-80	5-0	17	3.4	1-4	.250	--	--	2-5	.400	5	1.0	1-0	0	2	0	2	4	0.8
1981-82	7-0	29	4.1	4-7	.571	--	--	2-4	.500	5	0.7	4-0	2	5	0	1	10	1.4
1982-83	9-0	21	2.3	0-3	.000	--	--	0-0	.000	7	0.8	1-0	0	1	0	0	0	0.0
1983-84	11-0	50	4.5	4-7	.571	--	--	2-8	.250	11	1.0	6-0	3	5	0	0	10	0.9
Totals	32-0	117	3.7	9-21	.429	--	--	6-17	.353	28	0.9	12-0	5	13	0	3	24	0.8

**Scotter McFadgon** #2 • G • 6-5 • 205 • Memphis, Tenn. (Raleigh-Egypt HS/Univ. of Memphis)

Year	GP-GS	Min	Avg	FG-A	Pct	3FG-A	Pct	FT-A	Pct	Rebs	Avg	PF-FO	Ast	TO	Blk	Stl	Pts	Avg
2003-04	28-27	877	31.3	147-373	.394	65-171	.380	134-147	.912	123	4.4	54-0	56	65	0	16	493	17.6
2004-05	26-25	785	30.2	125-319	.392	45-135	.333	77-93	.828	105	4.0	40-0	49	45	6	18	372	14.3
Totals	54-52	1662	30.8	272-692	.393	110-306	.359	211-240	.879	228	4.2	94-0	105	110	6	34	865	16.0

**Jabari McGhee** #21 • F • 6-8 • 210 • Albany, Ga. (Hargrave Military Academy [Va.])

Year	GP-GS	Min	Avg	FG-A	Pct	3FG-A	Pct	FT-A	Pct	Rebs	Avg	PF-FO	Ast	TO	Blk	Stl	Pts	Avg
2014-15	8-2	103	12.9	14-20	.700	0-0	.000	7-17	.412	30	3.8	24-3	0	3	1	3	35	4.4

**Larry McIntosh** #42 • G • 6-1 • 185 • Franklin, Ohio (Carlisle HS)

Year	GP-GS	Min	Avg	FG-A	Pct	3FG-A	Pct	FT-A	Pct	Rebs	Avg	PF-FO	Ast	TO	Blk	Stl	Pts	Avg
1963-64	24--	--	--	68-166	.410	--	--	44-64	.688	76	3.2	57-2	--	--	--	--	180	7.5
1964-65	25--	--	--	97-230	.422	--	--	110-142	.775	101	4.0	63-1	--	--	--	--	304	12.2
1965-66	26--	--	--	79-222	.356	--	--	72-99	.727	104	4.0	49-1	--	--	--	--	230	8.8
Totals	75--	--	--	244-618	.395	--	--	226-305	.741	281	3.7	169-4	--	--	--	--	714	9.5

**Barry McKinnon** #11 • G • 5-9 • 150 • Knoxville, Tenn. (Knoxville HS)

Year	GP-GS	Min	Avg	FG-A	Pct	3FG-A	Pct	FT-A	Pct	Rebs	Avg	PF-FO	Ast	TO	Blk	Stl	Pts	Avg
1952-53	4--	--	--	3-9	.333	--	--	5-5	1.00	2	0.5	--	--	--	--	--	11	2.8
1953-54	14--	--	--	5-15	.333	--	--	7-14	.500	12	0.9	6--	--	--	--	--	17	1.2
Totals	18--	--	--	8-24	.333	--	--	12-19	.632	14	0.8	6--	--	--	--	--	28	1.6

**Jordan McRae** #1/#52 • G • 6-6 • 185 • Midway, Ga. (Liberty County HS)

Year	GP-GS	Min	Avg	FG-A	Pct	3FG-A	Pct	FT-A	Pct	Rebs	Avg	PF-FO	Ast	TO	Blk	Stl	Pts	Avg
2010-11	10-0	53	5.3	6-19	.316	1-9	.111	5-11	.455	8	0.8	5-0	0	5	4	2	18	1.8
2011-12	34-15	738	21.7	97-257	.377	39-119	.328	60-79	.759	99	2.9	58-2	52	50	26	20	293	8.6
2012-13	33-22	1108	33.6	170-402	.423	60-169	.355	118-153	.771	136	4.1	77-4	66	93	29	26	518	15.7
2013-14	37-37	1191	32.2	223-512	.436	79-225	.351	167-212	.788	128	3.5	78-1	91	77	38	25	692	18.7
Totals	114-74	3090	27.1	496-1190	.417	179-522	.343	350-455	.769	371	3.3	218-7	209	225	97	73	1521	13.3

**James Meriweather** #21 • G • 6-3 • 185 • Baxley, Ga. (Appling County HS)

Year	GP-GS	Min	Avg	FG-A	Pct	3FG-A	Pct	FT-A	Pct	Rebs	Avg	PF-FO	Ast	TO	Blk	Stl	Pts	Avg
1977-78	20--	--	--	11-31	.355	--	--	5-7	.714	12	0.6	20-0	4	9	1	0	27	1.4
1978-79	7--	19	2.7	3-10	.300	--	--	4-7	.571	6	0.9	1-0	2	5	0	2	10	1.4
Totals	27--	19	--	14-41	.341	--	--	9-14	.643	18	0.7	21-0	6	14	1	2	37	1.4

**Dwight Miller** #25 • G • 6-8 • 245 • Nassau, Bahamas (St. Pius X HS/Pittsburgh/Midland [Texas] College)

Year	GP-GS	Min	Avg	FG-A	Pct	3FG-A	Pct	FT-A	Pct	Rebs	Avg	PF-FO	Ast	TO	Blk	Stl	Pts	Avg
2011-12	23-0	161	7.0	25-49	.510	4-8	.500	2-8	.250	35	1.5	20-0	1	4	14	5	56	2.4
2012-13	--	--	--	--	--	--	--	--	--	--	--	--	--	--	--	--	--	--
Totals	23-0	161	7.0	25-49	.510	4-8	.500	2-8	.250	35	1.5	20-0	1	4	14	5	56	2.4

**Lionel Miller** #22 • G • 6-5 • 200 • Newport News, Va. (Ferguson HS)

Year	GP-GS	Min	Avg	FG-A	Pct	3FG-A	Pct	FT-A	Pct	Rebs	Avg	PF-FO	Ast	TO	Blk	Stl	Pts	Avg
1984-85	11-0	35	3.2	5-18	.278	--	--	2-2	1.00	6	0.5	5-0	6	3	1	2	12	1.1

**William Mills** #41 • F • 6-6 • 195 • Millen, Ga. (Jenkins County HS)

Year	GP-GS	Min	Avg	FG-A	Pct	3FG-A	Pct	FT-A	Pct	Rebs	Avg	PF-FO	Ast	TO	Blk	Stl	Pts	Avg
1982-83	10-0	56	5.6	7-20	.350	--	--	4-4	1.00	6	0.6	13-0	1	5	0	1	18	1.8

**Daryl Milson** #32 • F • 6-6 • 205 • Savannah, Ga. (Savannah HS)

Year	GP-GS	Min	Avg	FG-A	Pct	3FG-A	Pct	FT-A	Pct	Rebs	Avg	PF-FO	Ast	TO	Blk	Stl	Pts	Avg
1990-91	34-7	430	12.6	50-95	.526	1-1	.100	20-31	.645	90	2.6	46-0	21	28	3	22	121	3.6
1991-92	12-3	142	11.8	23-44	.523	0-0	.000	2-6	.333	37	3.1	20-0	8	11	3	6	48	4.0
1992-93	9-0	44	4.9	7-12	.583	0-0	.000	3-6	.500	10	1.1	3-0	5	6	0	3	17	1.9
Totals	55-10	616	11.2	80-151	.530	1-2	.500	25-43	.581	137	2.5	69-0	34	45	6	31	186	3.4

**David Mitchell** #12 • G • 6-0 • 175 • Coeburn, Va. (Coeburn HS)

Year	GP-GS	Min	Avg	FG-A	Pct	3FG-A	Pct	FT-A	Pct	Rebs	Avg	PF-FO	Ast	TO	Blk	Stl	Pts	Avg
1973-74	1--	--	--	1-2	.500	--	--	0-0	.000	0	0.0	0-0	0	--	--	--	2	2.0

**Gil Monroe** #44 • F • 6-2 • 178 • Dayton, Ohio (Colonel White HS)

Year	GP-GS	Min	Avg	FG-A	Pct	3FG-A	Pct	FT-A	Pct	Rebs	Avg	PF-FO	Ast	TO	Blk	Stl	Pts	Avg
1963-64	10--	--	--	6-10	.600	--	--	0-0	.000	6	0.6	7-0	--	--	--	--	12	1.2
1964-65	17--	--	--	11-29	.379	--	--	3-6	.500	21	1.2	11-0	--	--	--	--	25	1.5
Totals	27--	--	--	17-39	.436	--	--	3-6	.500	27	1.0	18-0	--	--	--	--	37	1.4

**Ed "Britches" Montgomery** #12 • G • 5-11 • 150 • Knoxville, Tenn.

Year	GP-GS	Min	Avg	FG-A	Pct	3FG-A	Pct	FT-A	Pct	Rebs	Avg	PF-FO	Ast	TO	Blk	Stl	Pts	Avg
1947-48	25--	--	--	77-303	.254	--	--	59-96	.615	--	--	70--	--	--	--	--	213	8.5
1948-49	26--	--	--	108-414	.261	--	--	80-128	.625	--	--	90--	--	--	--	--	296	11.4
Totals	51--	--	--	185-717	.258	--	--	139-224	.621	--	--	160--	--	--	--	--	509	10.0

**Dan Moody** #33 • F • 6-5 • 185 • Blountville, Tenn. (Sullivan Central HS)

Year	GP-GS	Min	Avg	FG-A	Pct	3FG-A	Pct	FT-A	Pct	Rebs	Avg	PF-FO	Ast	TO	Blk	Stl	Pts	Avg
1972-73	3--	--	--	2-3	.667	--	--	0-0	.000	6	2.0	3-0	0	--	--	--	4	1.3

# ALL-TIME PLAYER STATS

**Armani Moore** #4 • G • 6-5 • 215 • Kennesaw, Ga. (Mt. Paran Christian School)

Year	GP-GS	Min	Avg	FG-A	Pct	3FG-A	Pct	FT-A	Pct	Rebs	Avg	PF-FO	Ast	TO	Bk	Stl	Pts	Avg
2012-13	30-16	39.7	13.2	30-80	.375	4-15	.267	8-16	.500	77	2.6	48-1	20	31	18	17	72	2.4
2013-14	33-0	42.6	12.9	39-83	.470	7-26	.269	17-29	.586	73	2.2	46-0	22	9	20	15	102	3.1
2014-15	32-32	98.9	30.9	125-281	.445	6-33	.182	74-120	.617	216	6.8	91-2	69	74	39	46	330	10.3
Totals	95-48	181.2	19.1	194-444	.437	17-74	.230	99-165	.600	366	3.9	185-3	111	114	77	78	504	5.3

**Don Moore** #21 • F • 6-4 • 205 • Virginia Beach, Va. (Green Run HS)

Year	GP-GS	Min	Avg	FG-A	Pct	3FG-A	Pct	FT-A	Pct	Rebs	Avg	PF-FO	Ast	TO	Bk	Stl	Pts	Avg
1990-91	12-0	15	1.3	2-2	1.00	0-0	0.00	0-0	0.00	4	0.3	2-0	0	3	1	4	4	0.3

**Jason Moore** #22 • G • 6-2 • 180 • Franklin, Tenn (Franklin HS)

Year	GP-GS	Min	Avg	FG-A	Pct	3FG-A	Pct	FT-A	Pct	Rebs	Avg	PF-FO	Ast	TO	Bk	Stl	Pts	Avg
1994-95	19-0	181	9.5	9-28	.321	8-23	.348	1-2	.500	10	0.5	15-0	8	13	0	2	27	1.4

**Scott Moore** #33 • C • 6-11 • 255 • Carthage, Tenn. (Smith County HS)

Year	GP-GS	Min	Avg	FG-A	Pct	3FG-A	Pct	FT-A	Pct	Rebs	Avg	PF-FO	Ast	TO	Bk	Stl	Pts	Avg
1995-96	23-1	200	8.7	12-33	.364	0-0	0.000	3-11	.273	30	1.3	20-0	3	15	14	1	27	1.2
1996-97	19-0	119	6.3	5-12	.417	0-0	0.000	0-3	0.000	18	0.9	12-0	0	15	2	1	10	0.5
1997-98	21-1	129	6.1	7-15	.467	0-0	0.000	1-7	.143	26	1.2	3-0	2	9	7	1	15	0.7
Totals	63-2	448	7.1	24-60	.400	0-0	0.000	4-21	.190	74	1.2	35-0	5	39	23	3	52	0.8

**David Moss** #44 • F • 6-3 • 185 • Ringgold, Ga. (Ringgold HS)

Year	GP-GS	Min	Avg	FG-A	Pct	3FG-A	Pct	FT-A	Pct	Rebs	Avg	PF-FO	Ast	TO	Bk	Stl	Pts	Avg
1973-74	5--	--	--	4-7	.571	--	--	4-7	.571	19	3.8	10-0	0	--	--	--	12	2.4

**Howie Moss** #16 • F • 6-3 • 180 • Oak Ridge, Tenn. (Oak Ridge HS)

Year	GP-GS	Min	Avg	FG-A	Pct	3FG-A	Pct	FT-A	Pct	Rebs	Avg	PF-FO	Ast	TO	Bk	Stl	Pts	Avg
1959-60	16--	--	--	27-88	.307	--	--	18-27	.667	74	4.6	59-5	--	--	--	--	72	4.5
1961-62	22--	--	--	51-121	.421	--	--	26-46	.565	108	4.9	53-4	--	--	--	--	128	5.8
Totals	38--	--	--	78-209	.373	--	--	44-73	.603	182	4.8	112-9	--	--	--	--	200	5.3

**Detrick Mostella** #15 • G • 6-3 • 170 • Decatur, Ala. (Notre Dame Prep [Mass.])

Year	GP-GS	Min	Avg	FG-A	Pct	3FG-A	Pct	FT-A	Pct	Rebs	Avg	PF-FO	Ast	TO	Bk	Stl	Pts	Avg
2014-15	31-1	364	11.7	34-123	.276	22-81	.272	14-20	.700	27	0.9	34-0	15	30	1	9	104	3.4

**Rob Murphy** #15 • F • 6-8 • 233 • Brentwood, Tenn. (Lipscomb University)

Year	GP-GS	Min	Avg	FG-A	Pct	3FG-A	Pct	FT-A	Pct	Rebs	Avg	PF-FO	Ast	TO	Bk	Stl	Pts	Avg
2011-12	3-0	5	1.7	0-1	0.000	0-0	0.000	1-2	.500	1	0.3	1-0	0	0	0	1	1	0.3
2012-13	2-0	3	1.5	0-0	0.000	0-0	0.000	0-0	0.000	0	0.0	0-0	0	2	0	0	0	0.0
Totals	5-0	8	1.6	0-1	0.000	0-0	0.000	1-2	.500	1	0.2	1-0	0	2	0	1	1	0.2

**Kerry Myers** #30 • G • 6-3 • 202 • Celina, Ohio (Celina HS)

Year	GP-GS	Min	Avg	FG-A	Pct	3FG-A	Pct	FT-A	Pct	Rebs	Avg	PF-FO	Ast	TO	Bk	Stl	Pts	Avg
1967-68	16--	--	--	7-22	.318	--	--	10-16	.625	11	0.7	10-0	--	--	--	--	24	1.5
1968-69	8--	--	--	2-6	.333	--	--	0-2	.000	2	0.3	4-0	9	--	--	--	4	0.5
1969-70	25--	--	--	46-115	.400	--	--	23-38	.605	86	3.4	45-0	23	--	--	--	115	4.6
Totals	49--	--	--	55-143	.385	--	--	33-56	.589	99	2.0	59-0	32	--	--	--	143	2.9

**David Mynatt** #34 • F/G • 6-2 • 160 • Knoxville, Tenn. (Carter HS)

Year	GP-GS	Min	Avg	FG-A	Pct	3FG-A	Pct	FT-A	Pct	Rebs	Avg	PF-FO	Ast	TO	Bk	Stl	Pts	Avg
1981-82	2-0	3	1.5	0-0	0.000	--	--	0-0	0.000	0	0.0	0-0	0	0	0	0	0	0.0

**Kirk Naler** #32 • F • 6-7 • 210 • Gadsden, Ala. (Westminster Christian)

Year	GP-GS	Min	Avg	FG-A	Pct	3FG-A	Pct	FT-A	Pct	Rebs	Avg	PF-FO	Ast	TO	Bk	Stl	Pts	Avg
1981-82	8-0	32	4.0	4-5	.800	--	--	0-1	.000	5	0.6	3-0	3	2	1	0	8	1.0
1982-83	21-1	162	7.7	14-45	.311	--	--	7-9	.778	23	1.1	28-1	10	22	2	8	35	1.7
1983-84	23-5	286	12.4	28-55	.509	--	--	15-18	.833	34	1.5	22-0	18	25	2	6	71	3.1
1984-85	31-13	362	11.7	33-89	.371	--	--	6-9	.667	53	1.7	34-0	35	25	3	15	72	2.3
Totals	83-19	842	10.1	79-194	.407	--	--	28-37	.757	115	1.4	87-1	66	74	8	29	186	2.2

**Kevin Nash** #43 • C • 6-10 • 225 • Trenton, Mich. (Aquinas HS)

Year	GP-GS	Min	Avg	FG-A	Pct	3FG-A	Pct	FT-A	Pct	Rebs	Avg	PF-FO	Ast	TO	Bk	Stl	Pts	Avg
1977-78	27--	--	--	49-104	.471	--	--	22-39	.564	140	5.2	81-3	14	34	5	5	120	4.4
1978-79	29-0	402	13.9	64-137	.467	--	--	25-43	.581	104	3.6	74-3	7	56	15	5	153	5.3
1979-80	29-26	486	16.8	64-146	.438	--	--	29-63	.460	117	4.0	69-1	9	37	5	5	157	5.4
Totals	85-26	888	--	177-387	.457	--	--	76-145	.524	361	4.2	224-7	30	127	23	15	430	5.1

**Rawane "Pops" Ndiaye** #10 • C • 6-10 • 275 • Raleigh, N.C. (Woodrow Wilson HS/Indian Hills [Iowa] CC)

Year	GP-GS	Min	Avg	FG-A	Pct	3FG-A	Pct	FT-A	Pct	Rebs	Avg	PF-FO	Ast	TO	Bk	Stl	Pts	Avg
2013-14	22-0	72	3.3	8-18	.444	0-0	0.000	4-8	.500	21	1.0	11-0	0	8	2	0	20	0.9

**Herb Neff** #22 • C • 6-4 • 180 • Knoxville, Tenn.

Year	GP-GS	Min	Avg	FG-A	Pct	3FG-A	Pct	FT-A	Pct	Rebs	Avg	PF-FO	Ast	TO	Bk	Stl	Pts	Avg
1950-51	19--	--	--	37-112	.330	--	--	13-33	.394	--	--	32--	--	--	--	--	87	4.6
1951-52	20--	--	--	104-223	.466	--	--	74-131	.565	--	--	74--	--	--	--	--	282	14.1
Totals	39--	--	--	141-335	.421	--	--	87-164	.530	--	--	106--	--	--	--	--	369	9.5

**Emmanuel Negedu** #5 • F • 6-7 • 230 • Kaduna, Nigeria (Brewster [N.H.] Academy)

Year	GP-GS	Min	Avg	FG-A	Pct	3FG-A	Pct	FT-A	Pct	Rebs	Avg	PF-FO	Ast	TO	Bk	Stl	Pts	Avg
2008-09	33-0	236	7.2	17-36	.472	1-3	.333	28-35	.800	56	1.7	30-1	8	9	11	8	63	1.9

**Clint Newman** #25 • G • 6-2 • 170 • Maryville, Tenn. (Maryville HS)

Year	GP-GS	Min	Avg	FG-A	Pct	3FG-A	Pct	FT-A	Pct	Rebs	Avg	PF-FO	Ast	TO	Bk	Stl	Pts	Avg
1993-94	10-0	32	3.2	1-3	.333	0-0	0.000	3-4	.750	6	0.6	3-0	2	12	0	1	5	0.5
1994-95	5-0	8	1.6	0-2	0.000	0-0	0.000	2-4	0-0	0	0.0	0-0	0	0	0	0	0	0.0
1995-96	3-0	5	1.7	1-1	1.000	0-0	0.000	0-0	0.000	0	0.0	1-0	0	0	0	0	2	0.7
Totals	18-0	45	2.5	2-6	.333	0-0	0.000	3-4	.750	8	0.4	4-0	2	12	0	1	7	0.4



**Paul Newman #18 • F • 6-4 • 175 • Mason Hall, Tenn. (Mason Hall HS)**

Year	GP-GS	Min	Avg	FG-A	Pct	3FG-A	Pct	FT-A	Pct	Rebs	Avg	PF-FO	Ast	TO	Blk	Stl	Pts	Avg	
1957-58	4--	--	--	FG-A	Pct			1-2	.500	2	0.5	1-0	--	--	--	--	5	1.3	

**Lewis Neyland #17 • F • 6-3 • 165 • Knoxville, Tenn. (Knoxville HS)**

Year	GP-GS	Min	Avg	FG-A	Pct	3FG-A	Pct	FT-A	Pct	Rebs	Avg	PF-FO	Ast	TO	Blk	Stl	Pts	Avg
1952-53	4--	--	--	0-4	.000			1-2	.500	2	0.5	--	--	--	--	--	1	0.3
1953-54	16--	--	--	34-84	.405			26-41	.634	48	3.0	29--	--	--	--	--	94	5.9
1954-55	19--	--	--	58-167	.347			39-67	.582	91	4.8	58--	--	--	--	--	155	8.2
1955-56	24--	--	--	75-232	.323			38-75	.507	157	6.5	81--	--	--	--	--	188	7.8
Totals	63--	--	--	167-487	.343			104-185	.562	298	4.7	168--	--	--	--	--	438	7.0

**Dyron Nix #31 • F • 6-7 • 210 • Ft. Walton Beach, Fla. (Ft. Walton HS)**

Year	GP-GS	Min	Avg	FG-A	Pct	3FG-A	Pct	FT-A	Pct	Rebs	Avg	PF-FO	Ast	TO	Blk	Stl	Pts	Avg
1985-86	25-13	585	23.4	71-150	.473	--	--	34-51	.667	108	4.3	70-3	13	37	18	16	176	7.0
1986-87	29-29	1039	35.8	153-283	.541	0-2	.000	102-161	.634	294	10.1	92-5	15	70	53	37	408	14.1
1987-88	29-29	1039	35.8	235-460	.511	1-7	.143	173-227	.762	261	9.0	74-1	16	80	31	34	644	22.2
1988-89	30-26	1078	35.9	254-492	.516	38-103	.369	103-144	.715	281	9.4	69-1	57	81	40	51	649	21.6
Totals	113-97	3741	33.1	713-1385	.515	39-112	.348	412-583	.707	944	8.4	305-10	101	268	142	138	1877	16.6

**Jim Otte #22 • G • 6-1 • 190 • Covington, Ky. (Holmes HS)**

Year	GP-GS	Min	Avg	FG-A	Pct	3FG-A	Pct	FT-A	Pct	Rebs	Avg	PF-FO	Ast	TO	Blk	Stl	Pts	Avg
1955-56	3--	--	--	0-4	.000	--	--	3-4	.750	1	0.3	1-0	--	--	--	--	3	1.0

**Tariq Owens #11 • F • 6-10 • 205 • Odenton, Md. (Mt. Zion Prep School)**

Year	GP-GS	Min	Avg	FG-A	Pct	3FG-A	Pct	FT-A	Pct	Rebs	Avg	PF-FO	Ast	TO	Blk	Stl	Pts	Avg
2014-15	28-5	214	7.6	12-34	.353	0-0	.000	10-19	.526	31	1.1	40-0	3	11	13	5	34	1.2

**Jerry Parker #42 • G • 6-2 • 174 • Campbellsville, Ky. (Taylor County HS)**

Year	GP-GS	Min	Avg	FG-A	Pct	3FG-A	Pct	FT-A	Pct	Rebs	Avg	PF-FO	Ast	TO	Blk	Stl	Pts	Avg
1961-62	23--	--	--	106-269	.394	--	--	43-60	.717	149	6.5	59-3	--	--	--	--	255	11.1
1962-63	24--	--	--	84-179	.469	--	--	33-47	.702	126	5.3	70-5	--	--	--	--	201	8.4
Totals	47--	--	--	190-448	.424	--	--	76-107	.710	275	5.9	129-8	--	--	--	--	456	9.7

**Bob Parmenter #16 • G • 5-11 • 156 • Vincennes, Ind.**

Year	GP-GS	Min	Avg	FG-A	Pct	3FG-A	Pct	FT-A	Pct	Rebs	Avg	PF-FO	Ast	TO	Blk	Stl	Pts	Avg
1951-52	20--	--	--	69-197	.350	--	--	28-53	.528	--	--	61--	--	--	--	--	166	8.3

**Ralph Parton #15 • G • 5-7 • 140 • Hebron, Ky. (Conner HS)**

Year	GP-GS	Min	Avg	FG-A	Pct	3FG-A	Pct	FT-A	Pct	Rebs	Avg	PF-FO	Ast	TO	Blk	Stl	Pts	Avg
1976-77	4--	--	--	0-0	.000	--	--	0-1	.000	2	0.5	2-0	1	--	--	--	0	0.0
1977-78	4--	--	--	0-0	.000	--	--	4-5	.800	1	0.3	3-0	2	1	0	0	4	1.0
1978-79	1--	1	1.0	0-0	.000	--	--	0-0	.000	0	0.0	0-0	0	0	0	0	0	0.0
1979-80	23-1	216	9.4	8-16	.500	--	--	23-33	.697	10	0.4	26-2	56	31	1	7	39	1.7
Totals	32-1	217	--	8-16	.500	--	--	27-39	.692	13	0.4	31-2	59	32	1	7	43	1.3

**Tony Passley #13 • F • 6-5 • 218 • Indianapolis, Ind. (North Central HS/Redlands CC)**

Year	GP-GS	Min	Avg	FG-A	Pct	3FG-A	Pct	FT-A	Pct	Rebs	Avg	PF-FO	Ast	TO	Blk	Stl	Pts	Avg
2006-07	17-0	115	6.8	11-28	.393	1-4	.250	8-16	.500	29	1.7	28-0	8	18	3	2	31	1.8

**Andre Patterson #22 • F • 6-7 • 217 • Los Angeles, Calif. (Washington Prep/UCLA)**

Year	GP-GS	Min	Avg	FG-A	Pct	3FG-A	Pct	FT-A	Pct	Rebs	Avg	PF-FO	Ast	TO	Blk	Stl	Pts	Avg
2004-05	31-22	765	24.7	96-169	.568	1-2	.500	36-58	.621	191	6.2	86-3	37	58	32	24	229	7.4
2005-06	30-16	755	25.2	114-238	.479	1-7	.143	54-84	.643	201	6.7	91-4	49	61	37	37	283	9.4
Totals	61-38	1520	24.9	210-407	.516	2-9	.222	90-142	.634	392	6.4	177-7	86	119	66	61	512	8.4

**Steven Pearl #22 • F • 6-5 • 235 • Knoxville, Tenn. (West HS)**

Year	GP-GS	Min	Avg	FG-A	Pct	3FG-A	Pct	FT-A	Pct	Rebs	Avg	PF-FO	Ast	TO	Blk	Stl	Pts	Avg
2007-08	19-0	52	2.7	5-11	.455	0-0	.000	0-2	.000	8	0.4	7-0	4	3	0	1	10	0.5
2008-09	17-0	73	4.3	2-10	.200	0-1	.000	3-6	.500	9	0.5	7-0	5	8	0	1	7	0.4
2009-10	31-0	339	10.9	20-42	.476	0-0	.000	5-19	.263	40	1.3	44-0	19	19	4	13	45	1.5
2010-11	34-1	381	11.2	29-53	.547	0-0	.000	6-14	.429	53	1.6	62-0	23	23	4	21	64	1.9
Totals	101-1	845	8.4	56-116	.483	0-1	.000	14-41	.341	110	1.1	120-0	51	53	8	36	126	1.2

**Roger Peltz #12 • F • 6-5 • 205 • Royal Oak, Mich. (Kimball HS)**

Year	GP-GS	Min	Avg	FG-A	Pct	3FG-A	Pct	FT-A	Pct	Rebs	Avg	PF-FO	Ast	TO	Blk	Stl	Pts	Avg
1968-69	6--	--	--	3-4	.750	--	--	4-11	.364	7	1.2	5-0	0	--	--	--	10	1.7
1969-70	5--	--	--	3-7	.429	--	--	2-4	.500	9	1.8	7-0	0	--	--	--	8	1.6
1970-71	11--	--	--	6-17	.353	--	--	0-3	.000	13	1.2	5-0	2	--	--	--	12	1.1
Totals	22--	--	--	12-28	.429	--	--	6-18	.333	29	1.3	17-0	2	--	--	--	30	1.4

**Bob Perigo #44/#45/#12/#13 • F • 6-4 • 185 • Lafayette, Ind. (Jefferson HS)**

Year	GP-GS	Min	Avg	FG-A	Pct	3FG-A	Pct	FT-A	Pct	Rebs	Avg	PF-FO	Ast	TO	Blk	Stl	Pts	Avg
1958-59	5--	--	--	5-12	.417	--	--	3-4	.750	11	2.2	4-0	--	--	--	--	13	2.6
1959-60	10--	--	--	5-29	.172	--	--	16-23	.696	24	2.4	16-0	--	--	--	--	26	2.6
1960-61	7--	--	--	1-11	.091	--	--	1-4	.250	9	1.3	7-0	--	--	--	--	3	0.4
Totals	22--	--	--	11-52	.212	--	--	20-31	.645	44	2.0	27-0	--	--	--	--	42	1.9

**Malcolm "Mac" Petty #40 • F • 6-4 • 203 • Wooster, Ohio (Wooster HS)**

Year	GP-GS	Min	Avg	FG-A	Pct	3FG-A	Pct	FT-A	Pct	Rebs	Avg	PF-FO	Ast	TO	Blk	Stl	Pts	Avg
1965-66	6--	--	--	3-10	.300	--	--	1-3	.333	3	0.5	3-0	--	--	--	--	7	1.2
1966-67	12--	--	--	1-8	.125	--	--	2-3	.667	4	0.3	5-0	--	--	--	--	4	0.3
1967-68	11--	--	--	2-7	.286	--	--	2-3	.667	9	0.8	4-0	--	--	--	--	6	0.5
Totals	29--	--	--	6-25	.240	--	--	5-9	.556	16	0.6	12-0	--	--	--	--	17	0.6

**Joe Pietropola #14 • F • 6-3 • 190 • Pittsburgh, Pa. (Penn Hills HS)**

Year	GP-GS	Min	Avg	FG-A	Pct	3FG-A	Pct	FT-A	Pct	Rebs	Avg	PF-FO	Ast	TO	Blk	Stl	Pts	Avg
1964-65	7--	--	--	6-9	.667	--	--	4-9	.444	7	1.0	12-0	--	--	--	--	16	2.3

# ALL-TIME PLAYER STATS

## Rex Pitts

#15 • F • 6-3 • 185 • Sheridan, Ind.

Year	GP-GS	Min	Avg	FG-A	Pct	3FG-A	Pct	FT-A	Pct	Rebs	Avg	PF-FO	Ast	TO	Blk	Stl	Pts	Avg
1952-53	4--	--	--	2-5	40.0	--	--	0-0	0.00	0	0.0	--	--	--	--	--	4	1.0

## Ben "Skip" Plotnicki

#34 • F • 6-2 • 170 • Knoxville, Tenn. (Catholic HS)

Year	GP-GS	Min	Avg	FG-A	Pct	3FG-A	Pct	FT-A	Pct	Rebs	Avg	PF-FO	Ast	TO	Blk	Stl	Pts	Avg
1962-63	9--	--	--	1-1	100	--	--	3-4	.750	3	0.3	1-0	--	--	--	--	5	0.6
1963-64	10--	--	--	3-5	60.0	--	--	0-1	0.00	4	0.4	2-0	--	--	--	--	6	0.6
1964-65	13--	--	--	8-14	57.1	--	--	3-5	60.0	13	1.0	6-0	--	--	--	--	19	1.5
Totals	32--	--	--	12-20	60.0	--	--	6-10	60.0	20	0.6	9-0	--	--	--	--	30	0.9

## Michael Poole

#24 • G • 6-3 • 165 • Chattanooga, Tenn. (Riverside HS)

Year	GP-GS	Min	Avg	FG-A	Pct	3FG-A	Pct	FT-A	Pct	Rebs	Avg	PF-FO	Ast	TO	Blk	Stl	Pts	Avg
1979-80	15-0	79	5.3	6-22	27.3	--	--	6-12	50.0	12	0.8	9-0	19	15	0	3	18	1.2
1980-81	11-0	41	3.7	3-12	25.0	--	--	2-4	50.0	7	0.6	6-0	4	4	1	2	8	0.7
Totals	26-0	120	4.6	9-34	26.5	--	--	8-16	50.0	19	0.7	15-0	23	19	1	5	26	1.0

## Dale Powell

#21 • F • 6-2 • 180 • Louisville, Ky.

Year	GP-GS	Min	Avg	FG-A	Pct	3FG-A	Pct	FT-A	Pct	Rebs	Avg	PF-FO	Ast	TO	Blk	Stl	Pts	Avg
1947-48	18--	--	--	31-112	27.7	--	--	12-22	54.5	--	--	10--	--	--	--	--	74	4.1
1948-49	14--	--	--	14-56	25.0	--	--	8-10	80.0	--	--	23--	--	--	--	--	36	2.6
Totals	32--	--	--	45-168	26.8	--	--	20-32	62.5	--	--	33--	--	--	--	--	110	3.4

## Don Preston

#18 • F • 6-3 • 170 • Knoxville, Tenn. (West HS)

Year	GP-GS	Min	Avg	FG-A	Pct	3FG-A	Pct	FT-A	Pct	Rebs	Avg	PF-FO	Ast	TO	Blk	Stl	Pts	Avg
1956-57	2--	--	--	2-3	66.7	--	--	0-0	0.00	0	0.0	0-0	--	--	--	--	4	2.0

## Jay Price

#10 • G • 6-2 • 195 • Chattanooga, Tenn. (Brainerd HS)

Year	GP-GS	Min	Avg	FG-A	Pct	3FG-A	Pct	FT-A	Pct	Rebs	Avg	PF-FO	Ast	TO	Blk	Stl	Pts	Avg
1988-89	19-0	90	4.7	12-27	44.4	4-12	33.3	10-12	83.3	4	0.2	11-0	18	16	3	5	38	2.0
1989-90	29-2	322	11.1	15-47	31.9	2-8	.111	20-27	74.1	29	1.0	48-0	42	40	0	9	52	1.8
1990-91	34-11	763	22.4	91-183	49.7	20-54	37.0	57-73	78.1	76	2.2	76-2	110	89	6	47	259	7.6
1991-92	34-34	825	24.3	91-201	45.3	31-90	34.4	48-62	77.4	61	1.8	72-1	108	64	1	25	261	7.7
Totals	116-47	2000	17.2	209-458	45.6	57-174	32.8	135-174	77.6	170	1.5	207-3	278	209	10	86	610	5.3

## J.P. Prince

#30 • G • 6-7 • 205 • Memphis, Tenn. (White Station HS/University of Arizona)

Year	GP-GS	Min	Avg	FG-A	Pct	3FG-A	Pct	FT-A	Pct	Rebs	Avg	PF-FO	Ast	TO	Blk	Stl	Pts	Avg
2007-08	27-2	508	18.8	83-167	49.7	2-13	.154	49-88	55.7	87	3.2	61-0	49	45	14	26	217	8.0
2008-09	31-23	818	26.4	127-222	57.2	3-24	.125	50-82	61.0	130	4.2	95-4	97	65	20	47	307	9.9
2009-10	37-31	922	24.9	132-249	53.0	11-34	.324	90-143	62.9	138	3.7	98-3	113	89	18	57	365	9.9
Totals	95-56	2248	23.7	342-638	53.6	16-71	.225	189-313	60.4	355	3.7	254-7	259	199	52	130	889	9.4

## Kevin Punter

#0 • G • 6-4 • 180 • Bronx, N.Y. (Salesian HS/State Fair CC [Mo.])

Year	GP-GS	Min	Avg	FG-A	Pct	3FG-A	Pct	FT-A	Pct	Rebs	Avg	PF-FO	Ast	TO	Blk	Stl	Pts	Avg
2014-15	32-31	992	31.0	111-265	41.9	43-122	35.2	63-92	68.5	67	2.1	90-4	60	56	6	51	328	10.3

## James Ratiff

#11 • F • 6-8 • 215 • Washington, D.C. (Eastern HS)

Year	GP-GS	Min	Avg	FG-A	Pct	3FG-A	Pct	FT-A	Pct	Rebs	Avg	PF-FO	Ast	TO	Blk	Stl	Pts	Avg
1977-78	26--	--	--	61-174	35.1	--	--	19-36	52.8	119	4.6	44-1	8	41	15	7	141	5.4

## Steve Ray

#53 • F • 6-4 • 200 • Collinsville, Ill. (Collinsville HS)

Year	GP-GS	Min	Avg	FG-A	Pct	3FG-A	Pct	FT-A	Pct	Rebs	Avg	PF-FO	Ast	TO	Blk	Stl	Pts	Avg
1978-79	21--	208	9.9	13-41	31.7	--	--	25-36	69.4	22	1.0	22-0	10	17	2	8	51	2.4
1979-80	25-22	664	26.6	68-158	43.0	--	--	31-38	81.6	68	2.7	57-2	46	35	5	18	167	6.7
1980-81	25-24	766	30.6	67-146	45.9	--	--	22-28	78.6	69	2.8	66-2	55	34	5	32	156	6.2
1981-82	30-30	1045	34.8	88-179	49.2	--	--	31-43	72.1	93	3.1	90-2	89	44	5	35	207	6.9
Totals	101-76	2683	26.6	236-524	45.0	--	--	109-145	75.2	252	2.5	235-6	200	130	17	93	581	5.8

## Derek Reese

#3 • G • 6-8 • 220 • Orlando, Fla. (Olympia HS)

Year	GP-GS	Min	Avg	FG-A	Pct	3FG-A	Pct	FT-A	Pct	Rebs	Avg	PF-FO	Ast	TO	Blk	Stl	Pts	Avg
2012-13	14-0	191	13.6	19-49	38.8	10-31	32.3	4-6	66.7	29	2.1	13-0	7	5	1	4	52	3.7
2013-14	24-0	261	10.9	19-57	33.3	10-36	27.8	9-13	69.2	72	3.0	38-0	7	11	11	5	57	2.4
2014-15	32-11	810	25.3	65-160	40.6	20-60	33.3	42-57	73.7	170	5.3	69-1	28	37	10	21	192	6.0
Totals	70-11	1262	18.0	103-266	38.7	40-127	31.5	55-76	72.4	271	3.9	120-1	42	53	22	30	301	4.3

## Ronnie Reese

#34 • F • 6-8 • 200 • Franklin, Va. (Franklin HS)

Year	GP-GS	Min	Avg	FG-A	Pct	3FG-A	Pct	FT-A	Pct	Rebs	Avg	PF-FO	Ast	TO	Blk	Stl	Pts	Avg
1987-88	19-2	146	7.7	13-46	28.3	0-0	0.000	3-8	37.5	21	1.1	12-0	4	14	1	0	29	1.5
1988-89	22-2	167	7.6	14-40	35.0	0-0	0.000	4-7	57.1	30	1.4	11-0	6	12	6	5	32	1.5
1989-90	30-30	748	24.9	120-219	54.8	0-0	0.000	33-57	57.9	174	5.8	67-0	44	47	13	12	273	9.1
1990-91	34-24	695	20.4	112-201	55.7	0-1	0.000	47-77	61.0	184	5.4	53-0	20	49	7	11	271	8.0
Totals	105-58	1754	16.7	259-506	51.2	0-0	0.000	87-149	58.4	409	3.9	143-0	74	122	27	28	605	5.8

## Don Reeverts

#34 • F • 6-4 • 195 • Knoxville, Tenn. (Fulton HS)

Year	GP-GS	Min	Avg	FG-A	Pct	3FG-A	Pct	FT-A	Pct	Rebs	Avg	PF-FO	Ast	TO	Blk	Stl	Pts	Avg
1956-57	12--	--	--	6-14	42.9	--	--	5-12	41.7	19	1.6	11--	--	--	--	--	17	1.4
1957-58	22--	--	--	54-92	58.7	--	--	33-72	45.8	105	4.8	36--	--	--	--	--	141	6.4
1958-59	22--	--	--	50-114	43.9	--	--	48-77	62.3	121	5.5	54-0	--	--	--	--	148	6.7
Totals	56--	--	--	110-220	50.0	--	--	86-161	53.4	245	4.4	101-0	--	--	--	--	306	5.5

## Anthony Richardson

#20 • F • 6-6 • 195 • Goldsboro, N.C. (Goldsboro HS)

Year	GP-GS	Min	Avg	FG-A	Pct	3FG-A	Pct	FT-A	Pct	Rebs	Avg	PF-FO	Ast	TO	Blk	Stl	Pts	Avg
1983-84	17-2	196	11.5	16-36	44.4	--	--	2-6	33.3	22	1.3	19-0	4	11	7	6	34	2.0
1984-85	37-27	1135	30.7	138-252	54.8	--	--	123-155	79.4	218	5.9	89-3	20	62	31	38	399	10.8
1985-86	25-16	621	24.8	74-162	45.7	--	--	41-56	73.2	76	3.0	35-1	51	60	8	17	189	7.6
1987-88	24-15	399	16.6	38-77	49.4	1-4	.250	15-34	44.1	85	3.5	37-0	23	29	4	15	92	3.8
Totals	103-60	2351	22.8	266-527	50.5	1-4	.25											



**Josh Richardson #1 • G • 6-6 • 200 • Edmond, Okla. (Santa Fe HS)**

Year	GP-GS	Min	Avg	FG-A	Pct	3FG-A	Pct	FT-A	Pct	Rebs	Avg	PF-FO	Ast	TO	Blk	Stl	Pts	Avg
2011-12	34-9	543	16.0	36-102	.353	9-38	.237	16-25	.640	47	1.4	61-60	24	32	19	18	97	2.9
2012-13	33-33	1013	30.7	99-211	.469	9-42	.214	54-78	.692	143	4.3	82-50	51	55	23	35	261	7.9
2013-14	37-36	1122	30.3	139-293	.474	34-100	.340	69-87	.793	106	2.9	79-59	56	37	30	27	381	10.3
2014-15	32-32	1162	36.3	184-399	.461	46-128	.359	99-124	.798	143	4.5	79-4	115	85	16	67	513	16.0
Totals	136-110	3840	28.2	458-1005	.456	98-308	.318	238-314	.758	439	3.2	301-246	246	209	88	147	1252	9.2

**Lloyd Richardson #21 • F • 6-8 • 210 • Rogersville, Tenn. (Rogersville HS)**

Year	GP-GS	Min	Avg	FG-A	Pct	3FG-A	Pct	FT-A	Pct	Rebs	Avg	PF-FO	Ast	TO	Blk	Stl	Pts	Avg
1970-71	28--	--	--	58-131	.443	--	--	34-42	.810	119	4.3	38-1	8	--	--	--	150	5.4
1971-72	24--	--	--	71-174	.408	--	--	28-37	.757	128	5.3	36-0	48	--	--	--	170	7.1
1972-73	21--	--	--	15-34	.441	--	--	5-12	.417	33	1.6	11-0	7	--	--	--	35	1.7
Totals	73--	--	--	144-339	.425	--	--	67-91	.736	280	3.8	85-1	63	--	--	--	355	4.9

**Bob Risser #20 • G • 6-1 • 170 • Nashville, Tenn. (Des Moines [Iowa] Roosevelt HS)**

Year	GP-GS	Min	Avg	FG-A	Pct	3FG-A	Pct	FT-A	Pct	Rebs	Avg	PF-FO	Ast	TO	Blk	Stl	Pts	Avg
1956-57	16--	--	--	7-23	.304	--	--	2-3	.667	12	0.8	13--	--	--	--	--	16	1.0
1957-58	23--	--	--	84-214	.393	--	--	37-54	.685	78	3.4	62--	--	--	--	--	205	8.9
1958-59	21--	--	--	44-125	.352	--	--	13-21	.619	30	1.4	48-2	--	--	--	--	101	4.8
Totals	60--	--	--	135-362	.373	--	--	52-78	.667	120	2.0	123-2	--	--	--	--	322	5.4

**Steve Rivers #25 • G • 6-5 • 215 • Charlotte, N.C. (West Charlotte HS)**

Year	GP-GS	Min	Avg	FG-A	Pct	3FG-A	Pct	FT-A	Pct	Rebs	Avg	PF-FO	Ast	TO	Blk	Stl	Pts	Avg
1989-90	27-17	346	12.8	34-84	.405	0-0	0.000	16-28	.571	54	2.0	40-0	28	20	3	20	84	3.1
1990-91	34-22	737	21.7	74-154	.481	0-2	0.000	40-61	.656	134	3.9	61-0	67	58	17	24	188	5.5
1991-92	27-0	395	14.6	37-91	.407	3-4	.750	15-19	.789	59	2.2	42-0	27	23	4	19	92	3.4
Totals	88-39	1478	16.8	145-329	.441	3-6	.500	71-108	.657	247	2.8	143-0	122	101	24	63	364	4.1

**Austin "Red" Robbins #32 • F/C • 6-9 • 200 • Groveland, Fla. (Groveland HS/Chipola JC)**

Year	GP-GS	Min	Avg	FG-A	Pct	3FG-A	Pct	FT-A	Pct	Rebs	Avg	PF-FO	Ast	TO	Blk	Stl	Pts	Avg
1964-65	22--	--	--	89-184	.484	--	--	47-76	.618	198	9.0	55-0	--	--	--	--	225	10.2
1965-66	26--	--	--	172-361	.476	--	--	101-139	.727	327	12.6	68-0	--	--	--	--	445	17.1
Totals	48--	--	--	261-545	.479	--	--	148-215	.688	525	10.9	123-0	--	--	--	--	670	14.0

**Maurice Robertson #42 • F • 6-5 • 210 • New Orleans, La. (St. Augustine HS)**

Year	GP-GS	Min	Avg	FG-A	Pct	3FG-A	Pct	FT-A	Pct	Rebs	Avg	PF-FO	Ast	TO	Blk	Stl	Pts	Avg
1995-96	19-5	246	12.9	25-66	.379	3-9	.333	15-17	.882	45	2.4	28-0	12	29	0	2	68	3.6
1996-97	1-0	1	1.0	0-0	0.000	0-0	0.000	0-0	0.000	1	1.0	0-0	0	0	0	0	0	0.0
Totals	20-5	247	12.4	25-66	.379	3-9	.333	15-17	.882	46	2.3	28-0	12	29	0	2	68	3.4

**Pat Robinette #30 • G • 6-2 • 178 • Bristol, Va. (Virginia HS)**

Year	GP-GS	Min	Avg	FG-A	Pct	3FG-A	Pct	FT-A	Pct	Rebs	Avg	PF-FO	Ast	TO	Blk	Stl	Pts	Avg
1962-63	22--	--	--	19-46	.413	--	--	6-11	.545	27	1.2	22-1	--	--	--	--	44	2.0
1963-64	23--	--	--	39-97	.402	--	--	12-24	.500	58	2.5	32-0	--	--	--	--	90	3.9
1964-65	24--	--	--	53-153	.346	--	--	52-58	.897	79	3.3	50-1	--	--	--	--	158	6.6
Totals	69--	--	--	111-296	.375	--	--	70-93	.753	164	2.4	104-2	--	--	--	--	292	4.2

**Larry Robinson #43 • F • 6-5 • 190 • Appomattox, Va. (Carver-Price HS/Ferrum JC)**

Year	GP-GS	Min	Avg	FG-A	Pct	3FG-A	Pct	FT-A	Pct	Rebs	Avg	PF-FO	Ast	TO	Blk	Stl	Pts	Avg
1971-72	25--	--	--	89-162	.549	--	--	77-108	.713	225	9.0	86-7	41	--	--	--	255	10.2
1972-73	24--	--	--	115-178	.646	--	--	50-80	.625	204	8.5	81-6	41	--	--	--	280	11.7
Totals	49--	--	--	204-340	.600	--	--	127-188	.676	429	8.8	167-13	82	--	--	--	535	10.9

**Ron Robinson #54 • F • 6-9 • 230 • Cookeville, Tenn. (Cookeville HS)**

Year	GP-GS	Min	Avg	FG-A	Pct	3FG-A	Pct	FT-A	Pct	Rebs	Avg	PF-FO	Ast	TO	Blk	Stl	Pts	Avg
1989-90	2-0	6	3.0	1-3	.333	0-1	0.000	0-0	0.000	2	1.0	0-0	0	0	1	0	2	1.0
1990-91	3-0	23	7.7	1-5	.200	0-1	0.000	2-2	1.000	6	2.0	3-0	0	2	0	0	4	1.3
Totals	5-0	29	5.8	2-8	.250	0-2	0.000	2-2	1.000	8	1.6	3-0	0	2	1	0	6	1.2

**Doug Roth #50 • C • 6-11 • 255 • Knoxville, Tenn. (Karns HS)**

Year	GP-GS	Min	Avg	FG-A	Pct	3FG-A	Pct	FT-A	Pct	Rebs	Avg	PF-FO	Ast	TO	Blk	Stl	Pts	Avg
1985-86	26-3	366	14.1	38-97	.392	--	--	11-13	.846	57	2.2	49-1	12	22	18	9	87	3.3
1986-87	29-29	879	30.3	120-247	.486	8-14	.571	32-48	.667	201	6.9	92-12	29	45	32	11	280	9.7
1987-88	29-21	582	20.1	84-200	.420	9-25	.360	22-36	.611	141	4.9	75-3	39	45	36	12	199	6.9
1988-89	30-28	820	27.3	127-239	.531	11-31	.355	32-56	.571	243	8.1	85-2	62	62	60	28	297	9.9
Totals	114-81	2647	23.2	369-783	.471	28-70	.400	97-153	.634	642	5.6	301-8	142	174	146	60	863	7.6

**Rob Sandford #32 • F • 6-5 • 170 • Chattanooga, Tenn. (Red Bank HS)**

Year	GP-GS	Min	Avg	FG-A	Pct	3FG-A	Pct	FT-A	Pct	Rebs	Avg	PF-FO	Ast	TO	Blk	Stl	Pts	Avg
1962-63	3--	--	--	0-1	0.000	--	--	0-1	0.000	0	0.0	0-0	--	--	--	--	0	0.0

**Bob Schaumann #17 • C • 6-5 • 195 • Michigan City, Ind. (Isaac Elston HS)**

Year	GP-GS	Min	Avg	FG-A	Pct	3FG-A	Pct	FT-A	Pct	Rebs	Avg	PF-FO	Ast	TO	Blk	Stl	Pts	Avg
1959-60	1--	--	--	1-1	1.000	--	--	0-0	0.000	1	1.0	0-0	--	--	--	--	2	2.0
1960-61	1--	--	--	0-0	0.000	--	--	0-0	0.000	0	0.0	0-0	--	--	--	--	0	0.0
Totals	2--	--	--	1-1	1.000	--	--	0-0	0.000	1	0.5	0-0	--	--	--	--	2	1.0

**Danny Schultz #14 • G • 6-0 • 165 • Middlesboro, Ky. (Middlesboro HS)**

Year	GP-GS	Min	Avg	FG-A	Pct	3FG-A	Pct	FT-A	Pct	Rebs	Avg	PF-FO	Ast	TO	Blk	Stl	Pts	Avg
1962-63	21--	--	--	122-298	.409	--	--	89-102	.873	49	2.3	41-2	--	--	--	--	333	15.9
1963-64	24--	--	--	169-357	.473	--	--	101-113	.894	50	2.1	41-0	--	--	--	--	439	18.3
Totals	45--	--	--	291-655	.444	--	--	190-215	.884	99	2.2	82-2	--	--	--	--	772	17.2

**Charles Scott #50 • F • 6-4 • 200 • Knoxville, Tenn. (West HS)**

Year	GP-GS	Min	Avg	FG-A	Pct	3FG-A	Pct	FT-A	Pct	Rebs	Avg	PF-FO	Ast	TO	Blk	Stl	Pts	Avg
1956-57	4--	--	--	1-1	1.000	--	--	0-2	0.000	0	0.0	1--	--	--	--	--	2	0.5
1957-58	21--	--	--	30-77	.390	--	--	21-33	.636	83	4.0	27--						

# ALL-TIME PLAYER STATS

Bill Seale														#53 • C • 6-6 • 190 • El Paso, Texas (Eastwood HS)													
Year	GP-GS	Min	Avg	FG-A	Pct	3FG-A	Pct	FT-A	Pct	Rebs	Avg	PF-FO	Ast	TO	Bk	Stl	Pts	Avg									
1972-73	5--	--	--	--	1-2	5.00	--	--	6-8	.750	3	0.6	3-0	0	--	--	--	--	8	1.6							
1973-74	5--	--	--	--	2-8	2.50	--	--	2-5	4.00	9	1.8	5-0	0	--	--	--	--	6	1.2							
Totals	10--	--	--	--	3-10	3.00	--	--	8-13	.615	12	1.2	8-0	0	--	--	--	--	14	1.4							

Anthony Sewell														#12 • G • 5-10 • 175 • Knoxville, Tenn. (Carter HS)													
Year	GP-GS	Min	Avg	FG-A	Pct	3FG-A	Pct	FT-A	Pct	Rebs	Avg	PF-FO	Ast	TO	Bk	Stl	Pts	Avg									
1995-96	1-0	1	1.0	0-0	0.000	0-0	0.000	1-2	.500	1	1.0	0-0	0	0	0	0	1	1.0									
1996-97	1-0	2	2.0	0-0	0.000	0-0	0.000	0-0	0.000	0	0.0	0-0	0	1	0	0	0	0.0									
1997-98	16-0	66	4.1	2-9	.222	1-5	.200	0-0	0.000	8	0.5	10-0	4	10	0	3	5	0.3									
Totals	18-0	69	3.8	2-9	.222	1-5	.200	1-2	.500	9	0.5	10-0	4	11	0	3	6	0.3									

John Sheffield														#22/#23													
Year	GP-GS	Min	Avg	FG-A	Pct	3FG-A	Pct	FT-A	Pct	Rebs	Avg	PF-FO	Ast	TO	Bk	Stl	Pts	Avg									
1961-62	18--	--	--	--	45-145	.310	--	--	37-44	.841	46	2.6	54-3	--	--	--	--	--	127	7.1							

Shun Sheffield														#50 • F/C • 6-10 • 230 • Albany, Ga. (Westover HS)													
Year	GP-GS	Min	Avg	FG-A	Pct	3FG-A	Pct	FT-A	Pct	Rebs	Avg	PF-FO	Ast	TO	Bk	Stl	Pts	Avg									
1991-92	24-0	177	7.4	13-26	5.00	0-0	0.000	10-24	.417	33	1.4	27-0	3	15	1	5	36	1.5									
1992-93	27-9	328	12.1	27-64	4.22	0-0	0.000	20-28	.714	70	2.6	38-0	8	20	8	6	74	2.7									
1993-94	26-18	557	21.4	95-159	5.97	0-0	0.000	64-90	.711	102	3.9	62-0	22	47	28	9	254	9.8									
Totals	77-27	1062	13.8	135-249	5.42	0-0	0.000	94-142	.662	205	2.7	127-0	33	82	37	20	364	4.7									

Dalen Showalter														#42 • F • 6-6 • 195 • Logansport, Ind. (Logansport HS)													
Year	GP-GS	Min	Avg	FG-A	Pct	3FG-A	Pct	FT-A	Pct	Rebs	Avg	PF-FO	Ast	TO	Bk	Stl	Pts	Avg									
1957-58	23--	--	--	--	116-310	.374	--	--	47-85	.553	270	11.7	38--	--	--	--	--	--	279	12.1							
1958-59	22--	--	--	--	102-276	.370	--	--	73-107	.682	211	9.6	52-2	--	--	--	--	--	277	12.6							
1959-60	23--	--	--	--	126-326	.387	--	--	86-118	.729	222	9.7	56-1	--	--	--	--	--	338	14.7							
Totals	68--	--	--	--	344-912	.377	--	--	206-310	.665	703	10.3	146-3	--	--	--	--	--	894	13.1							

Gene Simpson														#12 • G													
Year	GP-GS	Min	Avg	FG-A	Pct	3FG-A	Pct	FT-A	Pct	Rebs	Avg	PF-FO	Ast	TO	Bk	Stl	Pts	Avg									
1955-56	14--	--	--	--	12-30	.400	--	--	15-28	.536	25	1.8	14--	--	--	--	--	--	39	2.8							

Ron Slay														#35 • F • 6-8 • 240 • Nashville, Tenn. (Pearl-Cohn HS/Oak Hill Academy)													
Year	GP-GS	Min	Avg	FG-A	Pct	3FG-A	Pct	FT-A	Pct	Rebs	Avg	PF-FO	Ast	TO	Bk	Stl	Pts	Avg									
1999-00	33-1	572	17.3	117-229	.511	11-27	.407	75-94	.798	146	4.4	69-3	17	47	7	17	320	9.7									
2000-01	33-0	749	22.7	145-289	5.02	16-45	.356	120-171	.702	176	5.3	33-65	33	65	9	11	426	12.9									
2001-02	14-11	342	24.4	70-143	4.90	11-32	.344	56-74	.757	91	6.5	38-1	29	42	0	4	207	14.8									
2002-03	29-29	991	34.2	211-434	4.86	43-115	.374	151-193	.782	226	7.8	86-3	61	108	4	21	616	21.2									
Totals	109-48	2654	24.3	543-1095	4.96	81-219	.370	402-532	.756	639	5.9	291-10	140	262	20	53	1569	14.4									

David Smith														#15 • G • 6-1 • 170 • Urichville, Ohio (Claymont HS)													
Year	GP-GS	Min	Avg	FG-A	Pct	3FG-A	Pct	FT-A	Pct	Rebs	Avg	PF-FO	Ast	TO	Bk	Stl	Pts	Avg									
1973-74	2--	--	--	--	1-4	.250	--	--	0-0	0.000	1	0.5	2-0	1	--	--	--	2	1.0								

Eric Smith														#21 • G • 6-1 • 190 • Chattanooga, Tenn. (Baylor HS)													
Year	GP-GS	Min	Avg	FG-A	Pct	3FG-A	Pct	FT-A	Pct	Rebs	Avg	PF-FO	Ast	TO	Bk	Stl	Pts	Avg									
1987-88	6-0	16	2.7	0-3	0.000	0-1	0.000	3-4	.750	1	0.2	2-0	4	4	0	0	3	0.5									
1988-89	4-0	7	1.8	2-4	.500	1-1	1.000	2-2	1.000	2	0.5	0-0	1	2	0	0	7	1.8									
1989-90	4-0	14	3.5	2-4	.500	0-0	0.000	5-6	.833	3	0.8	0-0	5	5	0	1	9	2.3									
Totals	14-0	37	2.6	4-11	.364	1-2	.500	10-12	.833	6	0.4	2-0	10	11	0	1	19	1.4									

JaJuan Smith														#10/#2 • G • 6-2 • 190 • Cleveland, Tenn. (McMinn County HS)													
Year	GP-GS	Min	Avg	FG-A	Pct	3FG-A	Pct	FT-A	Pct	Rebs	Avg	PF-FO	Ast	TO	Bk	Stl	Pts	Avg									
2004-05	25-0	200	8.0	17-54	.315	10-34	.294	4-9	.444	20	0.8	15-0	11	10	1	9	48	1.9									
2005-06	30-0	720	24.0	95-239	3.97	61-162	.377	33-58	.569	92	3.1	57-0	57	40	3	40	284	9.5									
2006-07	35-35	1012	28.9	183-402	4.55	89-242	.368	78-107	.729	159	4.5	90-2	46	63	8	73	533	15.2									
2007-08	36-36	992	27.6	174-377	4.62	93-243	.383	78-102	.765	134	3.7	88-2	81	61	1	61	519	14.4									
Totals	126-71	2924	23.2	469-1072	4.38	253-681	.372	193-276	.699	405	3.2	250-4	195	174	13	183	1384	11.0									

Jordan Smith														#21 • F • 6-4 • 190 • Knoxville, Tenn. (West HS)													
Year	GP-GS	Min	Avg	FG-A	Pct	3FG-A	Pct	FT-A	Pct	Rebs	Avg	PF-FO	Ast	TO	Bk	Stl	Pts	Avg									
2005-06	4-0	4	1.0	0-0	0.000	0-0	0.000	0-0	0.000	2	0.5	0-0	0	4	1	0	0	0.0									

Ramar Smith														#12 • G • 6-2 • 185 • Mt. Clemens, Mich. (Martin Luther King HS)													
Year	GP-GS	Min	Avg	FG-A	Pct	3FG-A	Pct	FT-A	Pct	Rebs	Avg	PF-FO	Ast	TO	Bk	Stl	Pts	Avg									
2006-07	35-28	952	27.2	128-293	4.37	18-58	.310	102-154	.662	117	3.3	87-2	108	87	9	40	376	10.7									
2007-08	36-17	768	21.3	92-211	4.36	5-22	.227	78-133	.586	84	2.3	91-0	116	77	1	40	267	7.4									
Totals	71-45	1720	24.2	220-504	4.37	23-80	.288	180-287	.627	201	2.8	178-2	224	164	10	80	643	9.1									

Tyler Smith														#1 • F • 6-7 • 215 • Pulaski, Tenn. (Giles County HS/Hargrave Acad./University of Iowa)													
Year	GP-GS	Min	Avg	FG-A	Pct	3FG-A	Pct	FT-A	Pct	Rebs	Avg	PF-FO	Ast	TO	Bk	Stl	Pts	Avg									
2007-08	35-35	1017	28.3	181-338	5.36	14-37	.378	113-160	.706	242	6.7	92-1	122	79	20	50	489	13.6									
2008-09	34-34	1107	32.6	196-446	4.39	28-96	.292	170-222	.766	196	5.8	72-0	114	70	7	25	590	17.4									
2009-10	12-12	321	26.8	47-82	.573	0-3	0.000	46-66	.697	56	4.7	24-1	44	16	3	17	140	11.7									
Totals	82-81	2445	29.8	424-866	4.90	42-136	.309	329-448	.734	494	6.0	188-2	280	165	30	92	1219	14.9									

Mike Smithson														#41 • F • 6-8 • 185 • Centerville, Tenn. (Hickman County HS)													
Year	GP-GS	Min	Avg	FG-A	Pct	3FG-A	Pct	FT-A	Pct	Rebs	Avg	PF-FO	Ast	TO	Bk	Stl	Pts	Avg									
1974-75	12--	--	--	--	13-21	.619	--	--	0-1	0.000	19	1.6	15-0	0	--	--	--	26	2.2								
1975-76	4--	--	--	--	2-5	.400	--	--	1-3	.333	6	1.5	3-0	0	--	--	--	5	1.3								
Totals	16--	--	--	--	15-26	.577	--	--	1-4	.250	25	1.6	18-0	0	--	--	--	31	1.9								



**Fred Smithwick #31 • F • 6-7 • 217 • Memphis, Tenn. (Christian Brothers HS)**

Year	GP-GS	Min	Avg	FG-A	Pct	3FG-A	Pct	FT-A	Pct	Rebs	Avg	PF-FO	Ast	TO	Blk	Stl	Pts	Avg
2001-02	2-0	2	1.0	0-0	0.000	0-0	0.000	0	0.0	0	0.0	0	0	0	0	0	0	0.0
2002-03	3-0	4	1.3	0-0	0.000	0-0	0.000	1	0.3	1	0.3	1	0	2	0	0	0	0.0
2003-04	6-0	7	1.2	1-3	.333	1-11	.000	1	0.2	2	0.3	1	0	0	0	0	5	0.8
2004-05	5-1	10	2.0	0-1	0.000	0-0	0.000	1	2.500	4	0.8	1	1	1	0	2	1	0.2
Totals	16-1	23	1.4	1-4	.250	1-11	.000	3	4.750	6	0.4	4	2	3	0	2	6	0.4

**John Snodgrass #54 • C • 6-10 • 195 • Chattanooga, Tenn. (McCallie HS)**

Year	GP-GS	Min	Avg	FG-A	Pct	3FG-A	Pct	FT-A	Pct	Rebs	Avg	PF-FO	Ast	TO	Blk	Stl	Pts	Avg
1983-84	16-0	81	5.1	10-17	.588	--	--	5-5	1.000	15	0.9	14-0	3	7	4	2	25	1.6
1984-85	16-0	76	4.8	7-13	.538	--	--	0-2	.000	14	0.9	13-0	1	4	2	0	14	0.9
Totals	32-0	157	4.9	17-30	.567	--	--	5-7	.714	29	0.9	27-0	4	11	6	2	39	1.2

**John Snow #45 • G • 6-0 • 165 • Newark, Ohio (Newark HS)**

Year	GP-GS	Min	Avg	FG-A	Pct	3FG-A	Pct	FT-A	Pct	Rebs	Avg	PF-FO	Ast	TO	Blk	Stl	Pts	Avg
1971-72	20--	--	--	83-191	.435	--	--	36-48	.750	76	3.8	31-0	40	--	--	--	202	10.1
1972-73	24--	--	--	136-299	.455	--	--	43-52	.827	97	4.0	68-2	53	--	--	--	315	13.1
1973-74	26--	--	--	173-412	.420	--	--	81-91	.890	95	3.7	68-2	47	--	--	--	427	16.4
Totals	70--	--	--	392-902	.435	--	--	160-191	.838	268	3.8	167-4	140	--	--	--	944	13.5

**Russ Spivey #22 • G • 6-2 • 175 • McMinnville, Tenn. (Warren County HS)**

Year	GP-GS	Min	Avg	FG-A	Pct	3FG-A	Pct	FT-A	Pct	Rebs	Avg	PF-FO	Ast	TO	Blk	Stl	Pts	Avg
1985-86	6-0	8	1.3	0-1	0.000	--	--	0-0	0.000	1	0.2	1-0	0	1	0	0	0	0.0
1986-87	11-0	44	4.0	4-9	.444	1-4	.250	4-7	.571	9	0.8	1-0	7	4	0	3	13	1.2
1987-88	8-4	38	4.8	0-4	0.000	0-3	0.000	2-2	1.000	3	0.4	2-0	5	2	0	1	2	0.3
Totals	25-4	90	3.6	4-14	.286	1-7	.143	6-9	.667	13	0.5	4-0	12	7	0	4	15	0.6

**Mike Stapleton #20 • F • 6-4 • 200 • Salem, Ohio (Salem HS)**

Year	GP-GS	Min	Avg	FG-A	Pct	3FG-A	Pct	FT-A	Pct	Rebs	Avg	PF-FO	Ast	TO	Blk	Stl	Pts	Avg
1976-77	6--	--	--	1-7	.143	--	--	2-2	1.00	6	1.0	4-0	0	--	--	--	4	0.7
1977-78	7--	--	--	2-8	.250	--	--	6-6	1.00	8	1.1	2-0	0	2	1	0	10	1.4
1978-79	9--	26	2.9	1-4	.250	--	--	0-1	0.00	5	0.6	14-1	4	6	2	0	2	0.2
1979-80	6-1	18	3.0	1-3	.333	--	--	3-4	.750	5	0.8	4-0	2	2	1	1	5	0.8
Totals	28-1	44	--	5-22	.227	--	--	11-13	.846	24	0.9	24-1	6	10	4	1	21	0.8

**Jarnell Stokes #5 • F • 6-8 • 260 • Memphis, Tenn. (Southwind HS)**

Year	GP-GS	Min	Avg	FG-A	Pct	3FG-A	Pct	FT-A	Pct	Rebs	Avg	PF-FO	Ast	TO	Blk	Stl	Pts	Avg
2011-12	17-14	436	25.6	63-118	.534	0-3	0.000	37-65	.569	126	7.4	39-1	12	35	23	16	163	9.6
2012-13	33-33	952	28.8	149-282	.528	0-0	0.000	110-194	.567	318	9.6	78-4	42	68	37	23	408	12.4
2013-14	37-37	1199	32.4	199-375	.531	0-0	0.000	160-230	.696	392	10.6	73-5	72	77	34	26	558	15.1
Totals	87-84	2587	29.7	411-775	.530	0-3	0.000	307-489	.628	836	9.6	190-7	129	180	94	65	1129	13.0

**Derek Stribling #21 • F • 6-6 • 185 • Tallahassee, Fla. (Rickards HS)**

Year	GP-GS	Min	Avg	FG-A	Pct	3FG-A	Pct	FT-A	Pct	Rebs	Avg	PF-FO	Ast	TO	Blk	Stl	Pts	Avg
2001-02	31-2	307	9.9	26-78	.333	1-6	.167	4-6	.667	38	1.2	29-0	16	26	1	10	57	1.8
2002-03	27-8	265	9.8	28-60	.467	1-1	1.00	16-18	.889	42	1.6	33-0	16	18	4	14	73	2.7
Totals	58-10	572	9.9	54-138	.391	2-7	.286	20-24	.833	80	1.4	62-0	32	44	5	24	130	2.2

**Tyler Summitt #14 • G • 6-1 • 180 • Knoxville, Tenn. (The Webb School)**

Year	GP-GS	Min	Avg	FG-A	Pct	3FG-A	Pct	FT-A	Pct	Rebs	Avg	PF-FO	Ast	TO	Blk	Stl	Pts	Avg
2010-11	4-0	7	1.8	1-11	.000	0-0	0.000	0-0	0.000	1	0.3	0-0	0	0	0	0	3	0.8
2011-12	3-0	3	1.0	0-0	0.000	0-0	0.000	0-0	0.000	0	0.0	1-0	0	1	0	0	0	0.0
Totals	7-0	10	1.4	1-11	.000	0-0	0.000	0-0	0.000	1	0.1	1-0	0	1	0	0	3	0.4

**Clarence Swearengen #11 • G • 6-3 • 180 • Memphis, Tenn. (Kingsbury HS/Connors State JC)**

Year	GP-GS	Min	Avg	FG-A	Pct	3FG-A	Pct	FT-A	Pct	Rebs	Avg	PF-FO	Ast	TO	Blk	Stl	Pts	Avg
1987-88	28-25	773	27.6	90-179	.503	1-8	.125	43-78	.551	56	2.0	84-5	122	77	2	55	224	8.0
1988-89	30-28	920	30.7	131-258	.508	3-20	.150	86-147	.585	101	3.4	92-4	141	85	5	66	351	11.7
Totals	58-53	1693	29.2	221-437	.506	4-28	.143	129-225	.573	157	2.7	176-9	263	162	7	121	575	9.9

**Joe Sylve #43 • F • 6-5 • 185 • New Orleans, La. (Brother Martin HS)**

Year	GP-GS	Min	Avg	FG-A	Pct	3FG-A	Pct	FT-A	Pct	Rebs	Avg	PF-FO	Ast	TO	Blk	Stl	Pts	Avg
1980-81	1--	2	2.0	0-3	.000	--	--	0-0	0.000	2	2.0	1-0	0	0	0	0	0	0.0

**Josh Tabb #25 • G • 6-4 • 193 • Carbondale, Ill. (Harmony Community School)**

Year	GP-GS	Min	Avg	FG-A	Pct	3FG-A	Pct	FT-A	Pct	Rebs	Avg	PF-FO	Ast	TO	Blk	Stl	Pts	Avg
2006-07	35-3	616	17.6	53-106	.500	13-43	.302	5-13	.385	97	2.8	66-0	37	44	2	30	124	3.5
2007-08	28-0	261	9.3	16-33	.485	4-15	.267	0-2	0.000	43	1.5	22-0	31	15	2	19	36	1.3
2008-09	33-11	566	17.2	43-85	.506	14-33	.424	13-28	.464	59	1.8	55-0	56	33	4	24	113	3.4
Totals	96-14	1443	15.0	112-224	.500	31-90	.344	18-43	.419	199	2.1	143-0	124	92	8	73	213	2.8

**Tom Tarver #17 • G • 6-1 • 165 • Knoxville, Tenn.**

Year	GP-GS	Min	Avg	FG-A	Pct	3FG-A	Pct	FT-A	Pct	Rebs	Avg	PF-FO	Ast	TO	Blk	Stl	Pts	Avg
1948-49	9--	--	--	1-11	.091	--	--	1-3	.333	--	--	2--	--	--	--	--	3	0.3

**Cameron Tatum #23 • G/F • 6-7 • 193 • Tucker, Ga. (Tucker HS/The Patterson School)**

Year	GP-GS	Min	Avg	FG-A	Pct	3FG-A	Pct	FT-A	Pct	Rebs	Avg	PF-FO	Ast	TO	Blk	Stl	Pts	Avg
2007-08	7-0	74	10.6	13-26	.500	3-8	.375	6-14	.429	16	2.3	8-0	6	8	2	8	35	5.0
2008-09	34-4	626	18.4	91-217	.419	43-134	.321	32-53	.604	76	2.2	52-0	30	41	6	17	257	7.6
2009-10	29-6	491	16.9	75-156	.481	28-72	.389	38-56	.679	63	2.2	50-0	31	26	3	16	216	7.4
2010-11	34-33	857	25.2	97-259	.375	34-125	.272	70-105	.667	105	3.1	63-0	53	78	57	12	300	8.8
2011-12	34-34	991	29.1	93-264	.352	47-137	.343	44-58	.759	141	4.1	62-1	87	62	4	26	277	8.1
Totals	138-77	3039	22.0	369-922	.400	155-476	.326	190-286	.664	401	2.9	235-1	232	194	27	97	1083	7.8

**Ron Taylor #15 • G • 6-3 • 190 • Moulton, Ala. (Lawrence County HS/NW Alabama State)**

Year	GP-GS	Min	Avg	FG-A	Pct	3FG-A	Pct	FT-A	Pct	Rebs	Avg	PF-FO	Ast
------	-------	-----	-----	------	-----	-------	-----	------	-----	------	-----	-------	-----

# ALL-TIME PLAYER STATS

## Kenne Tefeteller #23 • G • 6-3 • 180 • Maryville, Tenn. (Everett HS/Walters State CC)

Year	GP-GS	Min	Avg	FG-A	Pct	3FG-A	Pct	FT-A	Pct	Rebs	Avg	PF-FO	Ast	TO	Blk	Stl	Pts	Avg
1977-78	14--	--	--	7-20	.350	--	--	6-8	.750	15	1.1	5-0	3	4	0	3	20	1.4
1978-79	17--	66	3.9	13-20	.650	--	--	7-9	.778	7	0.4	13-0	3	4	1	3	33	1.9
Totals	31--	66	--	20-40	.500	--	--	13-17	.765	22	0.7	18-0	6	8	1	6	53	1.7

## Eddie Test #22 • G • 6-3 • 195 • Chattanooga, Tenn. (Central HS)

Year	GP-GS	Min	Avg	FG-A	Pct	3FG-A	Pct	FT-A	Pct	Rebs	Avg	PF-FO	Ast	TO	Blk	Stl	Pts	Avg
1959-60	23--	--	--	81-217	.373	--	--	63-89	.708	185	8.0	85-6	--	--	--	--	225	9.8
1960-61	25--	--	--	100-276	.362	--	--	80-125	.640	200	8.0	72-5	--	--	--	--	280	11.2
Totals	48--	--	--	181-493	.367	--	--	143-214	.668	385	8.0	157-11	--	--	--	--	505	10.5

## Kyle Testerman #20 • F • 6-3 • 195 • Knoxville, Tenn. (Knoxville HS)

Year	GP-GS	Min	Avg	FG-A	Pct	3FG-A	Pct	FT-A	Pct	Rebs	Avg	PF-FO	Ast	TO	Blk	Stl	Pts	Avg
1953-54	1--	--	--	0-3	.000	--	--	0-0	.000	1	1.0	0-0	--	--	--	--	0	0.0
1954-55	5--	--	--	0-7	.000	--	--	3-6	.500	8	1.6	3-0	--	--	--	--	3	0.6
Totals	6--	--	--	0-10	.000	--	--	3-6	.500	9	1.5	3-0	--	--	--	--	3	0.5

## Jack Thomas #17/#33

Year	GP-GS	Min	Avg	FG-A	Pct	3FG-A	Pct	FT-A	Pct	Rebs	Avg	PF-FO	Ast	TO	Blk	Stl	Pts	Avg
1947-48	13--	--	--	6-27	.222	--	--	3-8	.375	--	--	14--	--	--	--	--	15	1.2

## Stacey Thomas #24 • C • 6-7 • 230 • Gainesville, Ga. (East Hall HS)

Year	GP-GS	Min	Avg	FG-A	Pct	3FG-A	Pct	FT-A	Pct	Rebs	Avg	PF-FO	Ast	TO	Blk	Stl	Pts	Avg
1984-85	21-0	175	8.3	24-54	.444	0-0	.000	7-13	.538	29	1.4	41-0	2	12	2	4	55	2.6

## Darius Thompson #15 • G • 6-5 • 181 • Murfreesboro, Tenn. (Blackman HS)

Year	GP-GS	Min	Avg	FG-A	Pct	3FG-A	Pct	FT-A	Pct	Rebs	Avg	PF-FO	Ast	TO	Blk	Stl	Pts	Avg
2013-14	37-10	620	16.8	32-84	.381	8-41	.195	23-31	.742	73	2.0	56-2	87	34	8	36	95	2.6

## Herman Thompson #15 • G • 5-11 • 160 • Alcoa, Tenn. (Alcoa HS)

Year	GP-GS	Min	Avg	FG-A	Pct	3FG-A	Pct	FT-A	Pct	Rebs	Avg	PF-FO	Ast	TO	Blk	Stl	Pts	Avg
1953-54	22--	--	--	62-178	.348	--	--	32-56	.571	73	3.3	50--	--	--	--	--	156	7.1
1954-55	22--	--	--	122-298	.409	--	--	66-97	.680	106	4.8	67--	--	--	--	--	310	14.1
1955-56	24--	--	--	159-414	.384	--	--	115-175	.657	120	5.0	62--	--	--	--	--	433	18.0
1956-57	22--	--	--	152-388	.392	--	--	116-155	.748	95	4.3	56--	--	--	--	--	420	19.1
Totals	90--	--	--	495-1278	.387	--	--	329-483	.681	394	4.4	235--	--	--	--	--	1319	14.7

## Shaun Thompson #40 • F • 6-7 • 210 • Fitzgerald, Ga. (Fitzgerald HS)

Year	GP-GS	Min	Avg	FG-A	Pct	3FG-A	Pct	FT-A	Pct	Rebs	Avg	PF-FO	Ast	TO	Blk	Stl	Pts	Avg
1988-89	3-0	7	2.3	1-2	.500	0-0	.000	4-4	1.00	3	1.0	0-0	1	1	0	0	6	2.0
1989-90	8-2	78	9.8	7-14	.500	0-0	.000	2-5	.400	15	1.9	6-0	2	4	0	1	16	2.0
Totals	11-2	85	7.7	8-16	.500	0-0	.000	6-9	.667	18	1.6	6-0	3	5	0	1	22	2.0

## Chuck Threaths #31 • C • 6-6 • 210 • Lackawanna, N.Y. (Lackawanna HS)

Year	GP-GS	Min	Avg	FG-A	Pct	3FG-A	Pct	FT-A	Pct	Rebs	Avg	PF-FO	Ast	TO	Blk	Stl	Pts	Avg
1976-77	27--	--	--	25-35	.714	--	--	6-23	.261	75	2.8	44-2	1	--	--	--	56	2.1
1977-78	8--	--	--	22-41	.537	--	--	8-21	.381	33	4.1	19-1	3	9	2	3	52	6.5
1978-79	32--	545	17.0	92-172	.535	--	--	25-55	.455	120	3.8	90-3	6	41	14	10	209	6.5
1979-80	24-3	301	12.5	45-85	.529	--	--	15-31	.419	94	3.9	54-1	4	35	6	7	103	4.3
Totals	91-3	846	--	184-333	.553	--	--	52-130	.400	322	3.5	207-7	14	85	22	20	426	4.6

## Wayne Tiller #33 • F • 6-8 • 225 • Erin, Tenn. (Houston County HS)

Year	GP-GS	Min	Avg	FG-A	Pct	3FG-A	Pct	FT-A	Pct	Rebs	Avg	PF-FO	Ast	TO	Blk	Stl	Pts	Avg
1984-85	1-0	4	4.0	0-0	.000	--	--	0-0	.000	1	1.0	1-0	2	0	0	0	0	0.0

## Wayne Tomlinson #51 • F • 6-9 • 210 • El Paso, Texas (Eastwood HS)

Year	GP-GS	Min	Avg	FG-A	Pct	3FG-A	Pct	FT-A	Pct	Rebs	Avg	PF-FO	Ast	TO	Blk	Stl	Pts	Avg
1971-72	22--	--	--	18-30	.600	--	--	18-28	.643	76	3.5	41-2	7	--	--	--	54	2.5
1972-73	22--	--	--	35-58	.603	--	--	48-58	.828	86	3.9	63-3	17	--	--	--	118	5.4
1973-74	25--	--	--	45-81	.556	--	--	25-39	.641	132	5.3	68-2	26	--	--	--	115	4.6
Totals	69--	--	--	98-169	.580	--	--	91-125	.728	294	4.3	172-7	50	--	--	--	287	4.2

## Gene Tormohlen #54 • C • 6-8 • 215 • Holland, Ind. (Holland HS)

Year	GP-GS	Min	Avg	FG-A	Pct	3FG-A	Pct	FT-A	Pct	Rebs	Avg	PF-FO	Ast	TO	Blk	Stl	Pts	Avg
1956-57	22--	--	--	109-258	.422	--	--	57-110	.518	357	16.2	85--	--	--	--	--	275	12.5
1957-58	23--	--	--	141-330	.427	--	--	90-136	.662	384	16.7	87--	--	--	--	--	372	16.2
1958-59	21--	--	--	142-366	.388	--	--	89-139	.640	372	17.7	80-6	--	--	--	--	373	17.8
Totals	66--	--	--	392-954	.411	--	--	236-385	.613	1113	16.9	252-6	--	--	--	--	1020	15.5

## Vinnie Tracey #21 • F • 6-5 • 185 • North Baltimore, N.Y. (Maria Regina HS/Boston College)

Year	GP-GS	Min	Avg	FG-A	Pct	3FG-A	Pct	FT-A	Pct	Rebs	Avg	PF-FO	Ast	TO	Blk	Stl	Pts	Avg
1973-74	11--	--	--	3-19	.158	--	--	3-5	.600	9	0.8	9-0	1	--	--	--	9	0.8
1974-75	4--	--	--	4-7	.571	--	--	0-0	.000	3	0.8	3-0	1	--	--	--	8	2.0
Totals	15--	--	--	7-26	.269	--	--	3-5	.600	12	0.8	12-0	2	--	--	--	17	1.1

## Tom Tracy #11

Year	GP-GS	Min	Avg	FG-A	Pct	3FG-A	Pct	FT-A	Pct	Rebs	Avg	PF-FO	Ast	TO	Blk	Stl	Pts	Avg
1954-55	4--	--	--	0-3	.000	--	--	1-2	.500	2	0.5	2-0	--	--	--	--	1	0.3

## Joe Treadway #21 • G • 5-10 • 150 • Happy Valley, Tenn.

Year	GP-GS	Min	Avg	FG-A	Pct	3FG-A	Pct	FT-A	Pct	Rebs	Avg	PF-FO	Ast	TO	Blk	Stl	Pts	Avg
1950-51	9--	--	--	11-29	.379	--	--	14-18	.778	--	--	8--	--	--	--	--	36	4.0
1951-52	13--	--	--	16-44	.364	--	--	7-13	.538	--	--	15--	--	--	--	--	39	3.0
Totals	22--	--	--	27-73	.370	--	--	21-31	.677	--	--	23--	--	--	--	--	75	3.4

## Eric Turner #35 • G • 6-4 • 180 • Carson, Calif. (Susan Miller Dorsey HS/LA City College)

Year	GP-GS	Min	Avg	FG-A	Pct	3FG-A	Pct	FT-A	Pct	Rebs	Avg	PF-FO	Ast	TO	Blk	Stl	Pts	Avg
1988-89	1-0	1	1.0	0-0	.000	0-0	.000	0-0	.000	0	0.0	0-0	0	1	0	1	0	0.0



**Zach Turner** #30 • F • 6-7 • 245 • Charlotte, N.C. (Christian HS)

Year	GP-GS	Min	Avg	FG-A	Pct	3FG-A	Pct	FT-A	Pct	Rebs	Avg	PF-FO	Ast	TO	Blk	Stl	Pts	Avg
1999-00	11-0	21	1.9	3-8	.375	0-0	.000	6	0.5	2	0	2	1	4	2	1	6	0.5
2000-01	8-0	14	1.8	1-4	.250	0-0	.000	4	0.5	1	0	1	0	3	1	0	2	0.3
2001-02	8-0	14	1.8	2-5	.400	0-0	.000	3	0.4	3	0	3	0	1	0	0	4	0.5
2002-03	6-1	10	1.7	1-4	.250	0-1	.000	5	0.8	0	0	0	1	1	0	0	2	0.3
Totals	33-1	59	1.8	7-21	.333	0-1	.000	18	0.5	6	0	6	2	9	3	1	14	0.4

**Steve Van Antwerp** #34 • G • 6-3 • 165 • Franklin, Ind. (Franklin HS)

Year	GP-GS	Min	Avg	FG-A	Pct	3FG-A	Pct	FT-A	Pct	Rebs	Avg	PF-FO	Ast	TO	Blk	Stl	Pts	Avg
1960-61	6--	--	--	2-8	.250	--	--	0-2	.000	4	0.7	1-0	--	--	--	--	4	0.7

**Isiah Victor** #44 • F • 6-9 • 220 • Hopkinsville, Ky. (University Heights HS)

Year	GP-GS	Min	Avg	FG-A	Pct	3FG-A	Pct	FT-A	Pct	Rebs	Avg	PF-FO	Ast	TO	Blk	Stl	Pts	Avg
1997-98	29-7	599	20.7	78-154	.506	2-6	.333	65-113	.575	159	5.5	75-20	20	61	30	27	223	7.7
1998-99	30-9	719	24.0	126-214	.589	3-10	.300	84-141	.596	219	7.3	78-2	23	66	36	25	339	11.3
1999-00	33-33	670	20.3	112-223	.502	6-19	.316	89-136	.654	202	6.1	74-2	24	82	40	33	319	9.7
2000-01	33-32	869	26.3	153-282	.543	4-15	.267	113-182	.621	219	6.6	81-1	30	74	34	19	423	12.8
Totals	125-81	2857	22.9	469-873	.537	15-50	.300	351-572	.614	799	6.4	308-6	97	283	140	104	1304	10.4

**Eddie Voelker** #41 • G • 6-2 • 160 • Louisville, Ky. (Bishop David HS)

Year	GP-GS	Min	Avg	FG-A	Pct	3FG-A	Pct	FT-A	Pct	Rebs	Avg	PF-FO	Ast	TO	Blk	Stl	Pts	Avg
1970-71	16--	--	--	4-14	.286	--	--	2-6	.333	7	0.4	6-0	4	--	--	--	10	0.6
1971-72	16--	--	--	6-14	.429	--	--	25-38	.658	11	0.7	34-1	54	--	--	--	37	2.3
1972-73	22--	--	--	3-8	.375	--	--	13-15	.867	8	0.4	22-0	7	--	--	--	19	0.9
Totals	54--	--	--	13-36	.361	--	--	40-59	.678	26	0.5	62-1	65	--	--	--	66	1.2

**Pat Walden** #43 • F • 6-5 • 215 • Knoxville, Tenn. (Karns HS)

Year	GP-GS	Min	Avg	FG-A	Pct	3FG-A	Pct	FT-A	Pct	Rebs	Avg	PF-FO	Ast	TO	Blk	Stl	Pts	Avg
1981-82	2-0	3	1.5	0-0	.000	--	--	2-2	1.00	0	0.0	1-0	0	1	0	0	2	1.0

**Harris Walker** #5 • G • 6-1 • 170 • Chattanooga, Tenn. (Brainerd HS/Hargrave Academy)

Year	GP-GS	Min	Avg	FG-A	Pct	3FG-A	Pct	FT-A	Pct	Rebs	Avg	PF-FO	Ast	TO	Blk	Stl	Pts	Avg
1999-00	33-0	373	11.3	29-85	.341	6-19	.316	11-21	.524	50	1.5	53-1	59	47	1	26	75	2.3
2000-01	33-1	419	12.7	62-131	.473	12-31	.387	14-24	.583	47	1.4	70-2	67	62	1	24	150	4.5
Totals	66-1	792	12.0	91-216	.421	18-50	.360	25-45	.556	97	1.5	123-3	126	109	2	50	225	3.4

**Bill Wallace** #24/#51/#20/#21 • C • 6-6 • 195 • Clearwater, Fla. (Clearwater HS)

Year	GP-GS	Min	Avg	FG-A	Pct	3FG-A	Pct	FT-A	Pct	Rebs	Avg	PF-FO	Ast	TO	Blk	Stl	Pts	Avg
1960-61	1--	--	--	0-0	.000	--	--	0-0	.000	1	1.0	0-0	--	--	--	--	0	0.0
1961-62	3--	--	--	3-4	.750	--	--	1-3	.333	2	0.7	1-0	--	--	--	--	7	2.3
Totals	4--	--	--	3-4	.750	--	--	1-3	.333	3	0.8	1-0	--	--	--	--	7	1.8

**Paul "Lefty" Walther** #14 • F • 6-2 • 155 • Covington, Ky.

Year	GP-GS	Min	Avg	FG-A	Pct	3FG-A	Pct	FT-A	Pct	Rebs	Avg	PF-FO	Ast	TO	Blk	Stl	Pts	Avg
1947-48	25--	--	--	118-331	.356	--	--	98-137	.715	--	--	81--	--	--	--	--	334	13.4
1948-49	26--	--	--	176-470	.374	--	--	110-164	.671	--	--	79--	--	--	--	--	462	17.8
Totals	51--	--	--	294-801	.367	--	--	208-301	.691	--	--	160--	--	--	--	--	796	15.6

**Wes Washpun** #4 • G • 6-1 • 165 • Cedar Rapids, Iowa (Washington HS)

Year	GP-GS	Min	Avg	FG-A	Pct	3FG-A	Pct	FT-A	Pct	Rebs	Avg	PF-FO	Ast	TO	Blk	Stl	Pts	Avg
2011-12	17-0	173	10.2	6-21	.286	0-3	.000	4-8	.500	22	1.3	22-0	23	15	7	8	16	0.9

**C.J. Watson** #32 • G • 6-2 • 170 • Las Vegas, Nev. (Bishop Gorman HS)

Year	GP-GS	Min	Avg	FG-A	Pct	3FG-A	Pct	FT-A	Pct	Rebs	Avg	PF-FO	Ast	TO	Blk	Stl	Pts	Avg
2002-03	29-28	1038	35.8	80-188	.426	24-66	.364	79-121	.653	121	4.2	57-0	160	85	6	36	263	9.1
2003-04	29-29	992	33.9	104-249	.418	44-107	.411	82-103	.792	123	4.2	55-2	145	73	3	45	334	11.5
2004-05	31-31	1082	34.9	109-266	.410	48-128	.375	103-136	.757	101	3.3	71-0	155	96	1	58	469	15.9
2005-06	30-30	956	31.9	136-291	.467	49-116	.422	137-156	.878	93	3.1	77-2	117	63	4	59	359	11.3
Totals	119-118	4058	34.1	429-994	.432	165-417	.396	401-516	.777	438	3.7	260-4	577	317	14	198	1424	12.0

**Brandon Wharton** #15 • G • 6-3 • 190 • Nashville, Tenn. (Overton HS)

Year	GP-GS	Min	Avg	FG-A	Pct	3FG-A	Pct	FT-A	Pct	Rebs	Avg	PF-FO	Ast	TO	Blk	Stl	Pts	Avg
1995-96	29-29	1017	35.1	112-298	.376	56-141	.397	86-115	.748	100	3.4	68-0	82	93	6	23	366	12.6
1996-97	27-26	962	35.6	153-371	.412	58-135	.430	90-113	.796	108	4.0	66-1	53	87	13	38	454	16.8
1997-98	29-28	977	33.7	143-365	.392	63-147	.429	92-127	.724	107	3.7	68-0	87	61	6	42	441	15.2
1998-99	30-30	948	31.6	132-332	.398	54-155	.348	72-95	.758	77	2.6	66-1	63	75	10	47	390	13.0
Totals	115-113	3904	33.9	540-1366	.395	231-578	.400	340-450	.756	392	3.4	268-2	315	316	35	150	1651	14.4

**Tony White** #11 • G • 6-2 • 170 • Charlotte, N.C. (Independence HS)

Year	GP-GS	Min	Avg	FG-A	Pct	3FG-A	Pct	FT-A	Pct	Rebs	Avg	PF-FO	Ast	TO	Blk	Stl	Pts	Avg
1983-84	34-16	796	23.4	117-249	.470	--	--	79-107	.738	43	1.3	72-5	57	54	3	19	313	9.2
1984-85	36-26	1117	31.0	221-432	.512	--	--	131-162	.809	88	2.4	104-3	77	87	1	24	573	15.9
1985-86	28-28	1031	36.8	249-493	.505	--	--	124-142	.873	59	2.1	60-3	66	69	1	25	622	22.2
1986-87	29-29	1090	37.6	259-530	.489	28-68	.412	165-183	.902	95	3.3	75-4	45	69	0	26	711	24.5
Totals	127-99	4034	31.8	846-1704	.496	28-68	.412	499-594	.840	285	2.2	311-14	245	279	5	94	2219	17.5

**Kevin Whitted** #44 • F • 6-9 • 220 • Wilmington, N.C. (Laney HS)

Year	GP-GS	Min	Avg	FG-A	Pct	3FG-A	Pct	FT-A	Pct	Rebs	Avg	PF-FO	Ast	TO	Blk	Stl	Pts	Avg
1992-93	30-0	467	15.6	81-145	.559	2-8	.250	23-33	.697	86	2.9	60-1	5	41	23	9	187	6.2
1993-94	27-13	515	19.1	83-188	.441	9-37	.243	22-35	.629	85	3.1	45-1	15	31	14	11	197	7.3
1994-95	27-13	711	26.3	137-258	.531	1-8	.125	48-54	.889	112	4.1	72-1	16	43	11	13	323	12.0
Totals	84-26	1693	20.2	301-591	.509	12-53	.226	93-122	.762	283	3.4	177-4	36	115	58	33	707	8.4

**Ron Widby** #53 • F • 6-4 • 209 • Knoxville, Tenn. (Fulton HS)

Year	GP-GS	Min	Avg	FG-A	Pct	3FG-A	Pct	FT-A	Pct	Rebs	Avg	PF-FO	Ast	TO	Blk	Stl	Pts	Avg
1964-65	25--	--	--	162-356	.455	--	--	38-49	.776	207	8.3	66-0	--	--	--	--	362	14.5
1965-66	26--	--	--	193-463	.417	--	--	65-83	.783	209	8.0	54-0	--	--	--	--	451	17.3
1966-67	28--	--	--	257-537	.479	--	--	105-127	.827	244	8.7	76-0	--	--	--			

# ALL-TIME PLAYER STATS

## Carl Widseth

### #21 • C • 6-3 • 180 • Minneapolis, Minn. (Davenport HS)

Year	GP-GS	Min	Avg	FG-A	Pct	3FG-A	Pct	FT-A	Pct	Rebs	Avg	PF-FO	Ast	TO	Bk	Stl	Pts	Avg	
1952-53	21-	--	--	111-257	.432	--	--	100-144	.694	165	7.9	--	--	--	--	--	--	322	15.3
1953-54	22-	--	--	135-336	.402	--	--	152-225	.676	244	11.1	58-	--	--	--	--	--	422	19.2
1954-55	21-	--	--	135-316	.427	--	--	147-191	.770	236	11.2	35-	--	--	--	--	--	417	19.9
1955-56	24-	--	--	150-353	.425	--	--	222-288	.771	292	12.2	57-	--	--	--	--	--	522	21.8
Totals	88-	--	--	531-1262	.421	--	--	621-848	.732	937	10.6	150-	--	--	--	--	--	1683	19.1

## Craig Wiener

### #22 • G • 6-3 • 190 • Memphis, Tenn. (Ridgeway HS)

Year	GP-GS	Min	Avg	FG-A	Pct	3FG-A	Pct	FT-A	Pct	Rebs	Avg	PF-FO	Ast	TO	Bk	Stl	Pts	Avg
1979-80	3-0	5	1.7	0-0	.000	--	--	2-2	1.00	1	0.3	1-0	0	3	0	0	2	0.7

## Ed Wiener

### #19 • F • 6-3 • 185 • Brooklyn, N.Y. (Erasmus Hall HS)

Year	GP-GS	Min	Avg	FG-A	Pct	3FG-A	Pct	FT-A	Pct	Rebs	Avg	PF-FO	Ast	TO	Bk	Stl	Pts	Avg	
1951-52	8-	--	--	1-8	.125	--	--	1-4	.250	--	--	6-	--	--	--	--	--	3	0.4
1952-53	21-	--	--	133-366	.363	--	--	95-158	.601	202	9.6	--	--	--	--	--	--	361	17.2
1953-54	22-	--	--	154-410	.376	--	--	106-145	.731	180	8.2	45-	--	--	--	--	--	414	18.8
1954-55	22-	--	--	165-395	.418	--	--	104-158	.658	156	7.1	47-	--	--	--	--	--	434	19.7
Totals	73-	--	--	453-1179	.384	--	--	306-465	.658	538	--	98-	--	--	--	--	--	1212	16.6

## Elgrace Wilborn

### #15 • F • 6-8 • 230 • Springfield, Ohio (South HS)

Year	GP-GS	Min	Avg	FG-A	Pct	3FG-A	Pct	FT-A	Pct	Rebs	Avg	PF-FO	Ast	TO	Bk	Stl	Pts	Avg
2001-02	29-4	37.6	13.0	37-71	.521	0-1	.000	16-34	.471	85	2.9	44-0	7	35	16	4	90	3.1
2002-03	29-1	49.3	17.0	37-63	.587	0-0	.000	9-26	.346	135	4.7	63-2	17	30	45	9	83	2.9
Totals	58-5	86.9	15.0	74-134	.552	0-1	.000	25-60	.417	220	3.8	107-2	24	65	61	13	173	3.0

## Tanner Wild

### #24 • G • 6-0 • 170 • Huntington, W.Va. (Huntington HS)

Year	GP-GS	Min	Avg	FG-A	Pct	3FG-A	Pct	FT-A	Pct	Rebs	Avg	PF-FO	Ast	TO	Bk	Stl	Pts	Avg
2005-06	3-0	5	1.7	0-1	.000	0-1	.000	0-0	.000	1	0.3	0-0	0	0	0	0	0	0.0
2006-07	10-0	13	1.3	1-5	.200	1-2	.500	0-0	.000	1	0.1	2-0	1	1	0	0	3	0.3
2007-08	9-0	16	1.8	2-4	.500	1-11	.000	1-3	.333	1	0.1	0-0	1	1	0	1	6	0.7
2008-09	5-0	8	1.6	1-3	.333	1-3	.333	1-2	.500	3	0.6	0-0	1	0	0	0	4	0.8
Totals	27-0	42	1.6	4-13	.308	3-7	.429	2-5	.400	6	0.2	2-0	3	2	0	1	13	0.5

## Brian Williams

### #33 • C • 6-10 • 272 • Bronx, N.Y. (Harmony Community Prep)

Year	GP-GS	Min	Avg	FG-A	Pct	3FG-A	Pct	FT-A	Pct	Rebs	Avg	PF-FO	Ast	TO	Bk	Stl	Pts	Avg
2007-08	33-1	37.0	11.2	38-63	.603	1-2	.500	16-32	.500	115	3.5	57-1	12	18	8	10	93	2.8
2008-09	34-3	55.9	16.4	70-130	.538	3-10	.300	27-53	.509	189	5.6	89-0	24	31	20	18	170	5.0
2009-10	27-11	51.5	19.1	65-129	.504	0-1	.000	21-38	.553	173	6.4	71-0	21	32	20	10	151	5.6
2010-11	32-15	73.5	23.0	89-175	.509	1-11	.000	40-78	.513	238	7.4	101-4	46	43	22	18	219	6.8
Totals	126-30	217.9	17.3	262-497	.527	5-14	.357	104-201	.517	715	5.7	318-5	103	124	70	56	633	5.0

## Shane Williams

### #20 • G • 6-0 • 160 • Johnson City, Tenn. (Science Hill HS/NE Oklahoma A&M)

Year	GP-GS	Min	Avg	FG-A	Pct	3FG-A	Pct	FT-A	Pct	Rebs	Avg	PF-FO	Ast	TO	Bk	Stl	Pts	Avg
1994-95	27-27	103.4	38.3	75-200	.375	44-132	.333	23-29	.793	90	3.3	75-3	78	64	2	41	217	8.0
1995-96	29-29	107.9	37.2	75-198	.379	50-132	.379	38-55	.691	111	3.8	70-0	113	41	3	36	238	8.2
Totals	56-56	211.3	37.7	150-398	.377	94-264	.356	61-84	.726	201	3.6	145-3	191	105	5	77	455	8.1

## Tommy Wilson

### #50 • G • 6-0 • 170 • Springfield, Ohio (Springfield HS)

Year	GP-GS	Min	Avg	FG-A	Pct	3FG-A	Pct	FT-A	Pct	Rebs	Avg	PF-FO	Ast	TO	Bk	Stl	Pts	Avg	
1960-61	18-	--	--	27-59	.458	--	--	8-11	.727	22	1.2	25-1	--	--	--	--	--	62	3.4
1961-62	23-	--	--	129-303	.426	--	--	84-96	.875	80	3.5	49-1	--	--	--	--	--	342	14.9
1962-63	24-	--	--	38-99	.384	--	--	38-49	.776	30	1.3	28-0	--	--	--	--	--	114	4.8
Totals	65-	--	--	194-461	.421	--	--	130-156	.833	132	2.0	102-2	--	--	--	--	--	518	8.0

## John Winchester

### #5 • G • 6-4 • 175 • Stamford, Conn. (Marist HS/Milford Academy)

Year	GP-GS	Min	Avg	FG-A	Pct	3FG-A	Pct	FT-A	Pct	Rebs	Avg	PF-FO	Ast	TO	Bk	Stl	Pts	Avg
2002-03	25-1	198	7.9	11-48	.229	7-30	.233	8-10	.800	21	0.8	23-0	15	22	0	2	37	1.5
2003-04	29-13	57.8	19.9	51-142	.359	25-80	.313	30-37	.811	57	2.0	53-1	45	33	0	17	157	5.4
Totals	54-14	77.6	14.4	62-190	.326	32-110	.291	38-47	.809	78	1.4	76-1	60	55	0	19	194	3.6

## Major Wingate

### #1 • C • 6-10 • 250 • Florence, S.C. (North Gwinnett [Ga.] HS)

Year	GP-GS	Min	Avg	FG-A	Pct	3FG-A	Pct	FT-A	Pct	Rebs	Avg	PF-FO	Ast	TO	Bk	Stl	Pts	Avg
2003-04	29-15	47.0	16.2	39-96	.406	0-0	.000	26-40	.650	73	2.5	58-0	18	42	18	10	104	3.6
2004-05	30-8	51.1	17.0	54-107	.505	0-0	.000	42-72	.583	91	3.0	66-1	14	37	20	12	150	5.0
2005-06	30-29	74.8	24.9	125-225	.556	1-5	.200	66-106	.623	121	4.0	77-1	31	70	32	13	317	10.6
Totals	89-52	172.9	19.4	218-428	.509	1-5	.200	134-218	.615	285	3.2	201-2	63	149	70	35	571	6.4

## Lang Wiseman

### #22 • G • 6-4 • 200 • Arlington, Tenn. (Bolton HS)

Year	GP-GS	Min	Avg	FG-A	Pct	3FG-A	Pct	FT-A	Pct	Rebs	Avg	PF-FO	Ast	TO	Bk	Stl	Pts	Avg
1989-90	28-0	29.2	10.4	27-77	.351	10-34	.294	13-20	.650	29	1.0	36-0	29	18	2	8	77	2.8
1990-91	33-30	99.4	30.1	155-346	.448	54-170	.318	70-85	.824	100	3.0	81-2	104	102	4	52	434	13.2
1991-92	33-30	87.6	26.5	131-293	.447	39-96	.406	44-60	.733	135	4.1	87-1	71	63	8	41	345	10.5
1992-93	29-22	74.8	25.8	106-248	.427	49-125	.392	39-54	.722	89	3.1	66-2	44	57	6	27	300	10.3
Totals	123-82	291.0	23.7	419-964	.435	152-425	.358	166-219	.758	353	2.9	270-5	248	240	20	128	1156	9.4

## Howard Wood

### #44 • C • 6-7 • 235 • East Hampton, N.Y. (East Hampton HS)

Year	GP-GS	Min	Avg	FG-A	Pct	3FG-A	Pct	FT-A	Pct	Rebs	Avg	PF-FO	Ast	TO	Bk	Stl	Pts	Avg
1977-78	24-	--	--	48-93	.516	--	--	26-38	.684	101	4.2	37-1	7	17	3	6	122	5.1
1978-79	33-	62.0	18.8	114-230	.496	--	--	56-73	.767	144	4.4	68-0	15	49	8	16	284	8.6
1979-80	29-2	64.6	22.3	141-280	.504	--	--	97-113	.858	151	5.2	67-0	12	37	11	23	379	13.1
1980-81	29-29	98.5	34.0	150-287	.523	--	--	116-144	.805	199	6.9	85-1	40	75	18	33	416	14.3
Totals	115-31	--	--	453-890	.509	--	--	295-368	.801	595	5.2	257-2	74	178	40	78	1201	10.4

**Kevin Woods**

**#31 • F • 6-6 • 190 • Baltimore, Md. (Dunbar HS)**

Year	GP-GS	Min	Avg	FG-A	Pct	3FG-A	Pct	FT-A	Pct	Rebs	Avg	PF-FO	Ast	TO	Blk	Stl	Pts	Avg
1981-82	24-0	180	7.5	23-42	.548	--	--	7-8	.875	12	0.5	14-0	7	11	3	4	53	2.2
1982-83	26-7	459	17.7	33-75	.440	--	--	10-12	.833	51	2.0	46-1	16	32	2	4	76	2.9
1983-84	31-16	603	19.5	65-149	.436	--	--	15-24	.625	67	2.2	54-0	23	23	2	7	145	4.7
1984-85	12-3	170	14.2	12-27	.444	--	--	2-3	.667	24	2.0	23-0	4	5	0	8	26	2.2
Totals	93-26	1412	15.2	133-293	.454	--	--	34-47	.723	154	1.7	137-1	50	71	7	23	300	3.2

**Rodney Woods**

**#10 • G • 5-11 • 155 • Four Mile, Ky. (Lone Jack HS)**

Year	GP-GS	Min	Avg	FG-A	Pct	3FG-A	Pct	FT-A	Pct	Rebs	Avg	PF-FO	Ast	TO	Blk	Stl	Pts	Avg
1972-73	24--	--	--	99-225	.440	--	--	36-40	.900	41	1.7	57-1	142	--	--	--	234	9.8
1973-74	26--	--	--	105-243	.432	--	--	45-53	.849	45	1.7	41-1	156	--	--	--	255	9.8
1974-75	26--	--	--	96-211	.455	--	--	35-43	.814	39	1.5	43-1	227	--	--	--	227	8.7
Totals	76--	--	--	300-679	.442	----	----	116-136	.853	125	1.6	141-3	525	--	--	--	716	9.4

**Terrence Woods**

**#31 • G • 6-3 • 185 • Memphis, Tenn. (Treadwell HS)**

Year	GP-GS	Min	Avg	FG-A	Pct	3FG-A	Pct	FT-A	Pct	Rebs	Avg	PF-FO	Ast	TO	Blk	Stl	Pts	Avg
1999-00	32-0	242	7.6	40-85	.471	26-64	.406	4-6	.667	31	1.0	31-0	18	15	0	13	110	3.4
2000-01	32-0	409	12.8	61-165	.370	48-125	.384	20-25	.800	41	1.3	44-1	29	29	0	17	190	5.9
Totals	64-0	651	10.2	101-250	.404	74-189	.392	24-31	.774	72	1.1	75-1	47	44	0	30	300	4.7

**Dominic Woodson #55 • F • 6-10 • 290 • Austin, Texas (Huntington Pre [W.Va.]/Univ. of Memphis)**

Year	GP-GS	Min	Avg	FG-A	Pct	3FG-A	Pct	FT-A	Pct	Rebs	Avg	PF-FO	Ast	TO	Blk	Stl	Pts	Avg
2014-15	4-0	48	12.0	6-12	.500	0-0	.000	2-6	.333	8	2.0	12-1	1	3	2	3	14	3.5

**Renaldo Woolridge**

**#0/#3 • F • 6-9 • 215 • Sherman Oaks, Calif. (Harvard-Westlake HS)**

Year	GP-GS	Min	Avg	FG-A	Pct	3FG-A	Pct	FT-A	Pct	Rebs	Avg	PF-FO	Ast	TO	Blk	Stl	Pts	Avg
2008-09	32-6	283	8.8	28-90	.311	19-69	.275	9-17	.529	43	1.3	31-0	17	11	8	4	84	2.6
2009-10	28-10	365	13.0	33-86	.384	15-47	.319	14-24	.583	80	2.9	38-0	9	24	11	7	95	3.4
2010-11	8-0	72	9.0	6-17	.353	0-8	.000	1-2	.500	11	1.4	9-0	4	4	2	0	13	1.6
2011-12	25-4	341	13.6	43-106	.406	16-43	.372	6-11	.545	82	3.3	29-0	7	16	5	2	108	4.3
Totals	93-20	1061	11.4	110-299	.368	50-167	.299	30-54	.556	216	2.3	107-0	37	55	26	13	300	3.2

**Lou Wright**

**#42 • G • 6-5 • 195 • Memphis, Tenn. (Raleigh-Egypt HS/SW Tennessee CC)**

Year	GP-GS	Min	Avg	FG-A	Pct	3FG-A	Pct	FT-A	Pct	Rebs	Avg	PF-FO	Ast	TO	Blk	Stl	Pts	Avg
2003-04	2-0	3	1.5	0-2	.000	0-1	.000	0-0	.000	0	0.0	0-0	0	0	1	0	0	0.0

**Robert Wunderlich**

**#51 • F • 6-6 • 185 • Nashville, Tenn (Overton HS)**

Year	GP-GS	Min	Avg	FG-A	Pct	3FG-A	Pct	FT-A	Pct	Rebs	Avg	PF-FO	Ast	TO	Blk	Stl	Pts	Avg
1977-78	1--	--	--	0-0	.000	--	--	0-0	.000	0	0.0	1-0	0	0	0	0	0	0.0

**Vincent Yarbrough**

**#1 • F • 6-7 • 210 • Cleveland, Tenn. (Cleveland HS)**

Year	GP-GS	Min	Avg	FG-A	Pct	3FG-A	Pct	FT-A	Pct	Rebs	Avg	PF-FO	Ast	TO	Blk	Stl	Pts	Avg
1998-99	30-28	705	23.5	83-199	.417	23-84	.274	40-57	.702	156	5.2	54-1	42	48	29	43	229	7.6
1999-00	33-33	1010	30.6	172-368	.467	53-148	.358	92-125	.736	228	6.9	60-0	81	68	33	55	489	14.8
2000-01	33-33	1047	31.7	164-370	.443	43-127	.339	88-138	.638	244	7.4	66-0	83	74	44	55	459	13.9
2001-02	31-31	1097	35.4	194-457	.425	60-167	.359	112-163	.687	234	7.5	60-0	87	93	25	58	560	18.1
Totals	127-125	3859	30.4	613-1394	.440	179-526	.340	332-483	.687	862	6.8	240-1	293	283	131	211	1737	13.7

**Bill Young**

**#33 • C/F • 6-3 • 180 • Knoxville, Tenn. (South HS)**

Year	GP-GS	Min	Avg	FG-A	Pct	3FG-A	Pct	FT-A	Pct	Rebs	Avg	PF-FO	Ast	TO	Blk	Stl	Pts	Avg
1966-67	16--	--	--	4-13	.308	--	--	5-10	.500	21	1.3	16-0	--	--	--	--	13	0.8

Seasons included 1948-49, 1950-51 through present (missing 1949-50 season). Please direct additions/edits to tomsid@tennessee.edu.

OUTLOOK

PLAYERS

STAFF

REVIEW

RESULTS

RECORDS

HONORS

POSTSEASON

VOLMANAC

MEDIA INFO



# THOMPSON-BOLING ARENA



Tennessee's Thompson-Boling Assembly Center and Arena is widely recognized as one of the nation's premier basketball facilities. The venue has hosted ESPN College GameDay twice in the past five seasons.

Named for the late B. Ray Thompson and late former UT President Dr. Edward J. Boling, the arena is set for another busy sports schedule this year with the Vols and Lady Vols.

In the last 28 years, Thompson-Boling Arena has played host to record crowds for the Vols, Lady Vols and NBA basketball. The Vols have ranked in the top 20 in regular-season attendance nationally for 16 consecutive seasons, including ranking sixth nationally with 16,395 fans in 2011-13. UT's 1989 battle with Kentucky set a SEC regular-season record with a crowd of 25,610. The Lady Vols drew 24,597 for their 1998 game with UConn to establish a women's NCAA record, while a preseason contest between the Boston Celtics and Washington Bullets in 1988 attracted a then-record NBA exhibition crowd of 23,611.

UT has hosted the men's NCAA regional tournament in 1994 and 1999 in the spacious facility. The 1990 NCAA Southeast Regional's first- and second-round games, followed by the NCAA Women's Final Four, made Knoxville a basketball hotspot. The 1989 SEC Tournament was the first of what proved to be many postseason tournaments to be held in Thompson-Boling Arena. The riverfront arena has drawn rave reviews from teams, administrators and media for the building's modern facilities needed for hosting major tournaments.

The Vols opened the facility in grand fashion during the 1987-88 campaign. The opening game saw the Vols thrash Marquette 82-56 before a then-record crowd of 25,272. The 1987-88 season saw the Vols shatter all of their previous attendance records, finishing third nationally by averaging more than 20,000 per game.

Thompson-Boling Arena underwent a \$19 million renovation prior to the start of the 2007-08 season — the first major renovation to the building since it was built 20 years earlier. The first phase of the renovation included the addition of 32 luxury suites that are located in the existing north balcony, a loge area just below the luxury suites that includes 166 side court seats, new seats for the entire arena, a \$3 million center-hung scoreboard and concourse refurbishments, such as graphics and other amenities. After the renovations, Thompson-Boling Arena's capacity was reduced to 21,678.

Additionally, a \$16 million practice facility was constructed next door to Thompson-Boling Arena. Pratt Pavilion houses two full-size gymnasiums, one for each of the men's and women's basketball teams, as well as space for an athletic training room, weight room and film-study room

Rick Barnes and his staff, along with Holly Warlick and the women's basketball staff, occupy spacious office suites in the arena — completely renovated in 2010 — on the Phillip Fulmer Way level. Ticket office facilities also are located on the west end of the building.

The distance from the playing floor to the roof is 120 feet, the equivalent of a 12-story building. The arena is 448 feet long and 310 feet wide. It contains more than 411,000 square feet of floor space and more than 17 million cubic feet of space. The structure's roof measures 142,000 square feet, which is approximately three and one-quarter acres.

## THOMPSON-BOLING ARENA FIRSTS

<b>Game:</b>	December 3, 1987 (Tennessee 82, Marquette 56)
<b>Points:</b>	Clarence Swearengen (Tennessee)
<b>Field Goal:</b>	Clarence Swearengen (Tennessee)
<b>Free Throw:</b>	Tony Reeder (Marquette) Dyron Nix (Tennessee's first)

## YEAR-BY-YEAR IN THOMPSON-BOLING ARENA

Year	Record	Pct.	Year	Record	Pct.
1987-88	13-3	.813	2003-04	14-3	.824
1988-89	13-4	.765	2004-05	10-6	.625
1989-90	11-4	.733	2005-06	13-2	.712
1990-91	7-9	.438	2006-07	16-0	1.000
1991-92	13-3	.813	2007-08	16-0	1.000
1992-93	8-7	.533	2008-09	10-5	.667
1993-94	5-10	.333	2009-10	15-1	.938
1994-95	7-8	.467	2010-11	10-8	.556
1995-96	11-6	.647	2011-12	15-4	.789
1996-97	11-5	.688	2012-13	13-4	.765
1997-98	14-2	.875	2013-14	14-3	.824
1998-99	14-1	.933	2014-15	9-7	.563
1999-00	15-1	.938	<b>Totals</b>	<b>331-118</b>	<b>.737</b>
2000-01	12-3	.800			
2001-02	10-4	.714			
2002-03	12-5	.706			

## PRATT PAVILION



Pratt Pavilion is located adjacent to Thompson-Boling Arena and houses two full-size basketball courts, one for each of Tennessee's men's and women's teams, as well as an athletic training room, a weight room, a film-study room and recruiting lounges.

Directly connected to the arena, Pratt Pavilion features convenient, ground-level parking. The 70,000-square-foot structure boasts balconies at the south side of the building which overlook the practice courts. The west facade of the building is glassed from the first floor to the second floor, allowing visibility of gallery and display areas from the street. The building is a significant element to the picturesque south entrance to the University of Tennessee campus.

The facility is named after lead donor Larry Pratt, whose love for Tennessee athletics began at a young age, when his father, Floyd, brought him to various sporting events at Neyland Stadium, Alumni Gym and Stokely Athletics Center.

In the 1990s, Pratt honored his father by creating an endowed scholarship in his name as a member of the Nathan Dougherty Society. Larry Pratt also was recognized at the Tennessee-Georgia football game in 2003 for a \$1 million donation to the STEP-UP Campaign.

A native of Athens, Tenn., Pratt currently resides in McLean, Va. He graduated from the University of Tennessee in 1972 with a degree from the College of Business and serves as president and CEO of First Savings Mortgage Corporation, the largest private mortgage banker in Washington, D.C.

Pratt's \$5 million commitment in April 2006, along with 341 other individual contributors through the Campaign for Tennessee Basketball, made Pratt Pavilion possible.

The UT Athletic Department first broke ground on the Pratt Pavilion in August 2006, and teams began practicing in the new structure on Oct. 12, 2007.

Tennessee's newest world-class basketball facility was officially unveiled and dedicated on Saturday, Jan. 19, 2008.

Both courts were completely refinshed after the 2014-15 season.

Select areas within Pratt Pavilion have been named in honor of other donors whose support for UT also helped make the project a reality:

- Brenda Lawson Court (women's)
  - Kathleen M. Bolze Locker Room (women's)
  - Frankie Ellis Wade Balcony
  - Kevin & Michelle Clayton Locker Room (men's)
  - John Ward Film Room
  - Chris Lofton Room
- (gifts by Jerry and Nancy Fortner and Brian and Craig Nelson)*



OUTLOOK

PLAYERS

STAFF

REVIEW

RESULTS

RECORDS

HONORS

POSTSEASON

VOLMANAC

MEDIA INFO



**What's a Volunteer?** Not your run of the mill school nickname, the proud legacy of the Volunteer calls Tennessee student-athletes to compete at an elevated standard when the stakes are highest. A Volunteer is the bravest breed of human from the boldest nation on Earth, fiercely proud to call Tennessee home whether the battle lies within its borders or in a land far away.

## THE FIRST VOLUNTEERS

In the aftermath of the Declaration of Independence, Americans were determined to create a nation that was free of the evils that had required them to resort to revolution. Among these was the fear of a large standing army. Such a force could be used to impose the will of an evil monarch and was therefore a threat to individual liberties. Instead, they would rely upon a volunteer army, citizen soldiers who would be called into service at times of crisis to serve their country.

When the people who would later be known as Tennesseans were first asked to volunteer for such an army, they had been living along the upper tributaries of the Tennessee River, near modern day Elizabethton. The call went out for volunteers to gather at Sycamore Shoals in September 1780 and march across the Smoky Mountains to meet this British threat. When finally assembled, the volunteers totaled almost 1,000 men, virtually the entire fighting force of the settlements. These "Overmountain Men" defeated the British at King's Mountain to turn the tide of the war in favor of the fledgling nation.

The tradition of the Tennessee Volunteer was thus already initiated when, in the War of 1812, the nation once again went to war. As they had done over 30 years before, Tennesseans responded enthusiastically. Instead of the 3,500 troops requested, 25,000 Tennesseans joined, participating in battles from the Canadian border to the Gulf of Mexico.



ANDREW JACKSON

Earlier in the War of 1812 the British torched Washington. The Tennessee Volunteers made sure New Orleans would suffer no such fate. Under future President Andrew "Old Hickory" Jackson at the Battle of New Orleans, Tennessee Volunteers took part in the greatest victory of the war when they helped to defeat an army of crack British regulars. Facing more than twice their number, the Tennessee Volunteers joined a New Orleans militia, a group of former Haitian slaves fighting as free men and a band of outlaws headed by the notorious pirate Jean Lafitte. Thanks in no small part to the deadly Volunteer riflemen of Tennessee, the U.S. took a lopsided victory where more than 2,000 British were killed or wounded compared to eight killed and 13 wounded on the American side.

Jacob Hartsell, a captain in the 2nd East Tennessee militia, was among the Tennesseans who took part in the battle. He was so inspired by his fellow Tennesseans that he wrote a heroic poem in their honor. Entitled "The Brave Volunteer," this poetic journal entry is the earliest known written reference to Tennesseans as Volunteers.

## OLD HICKORY

Two decades later, Tennesseans advanced their reputation as volunteers when, unsolicited, several hundred made the journey south to assist the Texans in their war for independence from Mexico. The best known of these was David Crockett. His already legendary status was only enhanced by his dramatic death at the Alamo in 1836.

But before the Alamo fell, 33 Tennesseans, the largest number of defenders provided by any state — nearly four times as many as from Texas — kept Mexican General Santa Anna's overwhelming army at bay for 13 days against unbelievable odds. On March 6, 1836, the brave Tennessee Volunteers and the other Alamo defenders were overrun and breathed their last.

However, the crucial days the Volunteers slowed down the Mexican army gave another Tennessean, Sam Houston, enough time to gallop through Texas raising an army to defend what would become the Lone Star State. This army defeated Santa Anna in no small part because of the contributions of Tennessee's Volunteers. There can be no doubt Texas owes a great debt of gratitude for its statehood to the fierce men from Tennessee.

## VOLUNTEERS AT THE ALAMO

But before the Alamo fell, 33 Tennesseans, the largest number of defenders provided by any state — nearly four times as many as from Texas — kept Mexican General Santa Anna's overwhelming army at bay for 13 days against unbelievable odds. On March 6, 1836, the brave Tennessee Volunteers and the other Alamo defenders were overrun and breathed their last.

However, the crucial days the Volunteers slowed down the Mexican army gave another Tennessean, Sam Houston, enough time to gallop through Texas raising an army to defend what would become the Lone Star State. This army defeated Santa Anna in no small part because of the contributions of Tennessee's Volunteers. There can be no doubt Texas owes a great debt of gratitude for its statehood to the fierce men from Tennessee.



DAVID CROCKETT

However, the crucial days the Volunteers slowed down the Mexican army gave another Tennessean, Sam Houston, enough time to gallop through Texas raising an army to defend what would become the Lone Star State. This army defeated Santa Anna in no small part because of the contributions of Tennessee's Volunteers. There can be no doubt Texas owes a great debt of gratitude for its statehood to the fierce men from Tennessee.

## TENNESSEE... THE VOLUNTEER STATE

But Tennessee's status as the "Volunteer State" was solidified 10 years later when the United States War Department called for volunteers in the War with Mexico. Moving quickly to meet their allotted quota of 2,800 recruits, state officials were overwhelmed by 30,000 volunteers.

It was during the Spanish-American War that the students of the University of Tennessee began to lay official claim to the Volunteer nickname for themselves. In 1897, the student yearbook was christened, The Volunteer.

In 1902, the Atlanta Constitution used the term "Volunteers" to describe the football team when recounting a game between UT and Georgia Tech. However, the university sports teams continued to operate without an official nickname until 1905. In March of that year an article in the Knoxville Journal announced a nickname had been chosen.

"One of the admirers of the old school has suggested 'the Volunteers,'" the newspaper reported. In classic understatement the report concludes, "The name sounds good, and it is likely that it will stick."

## THE VOLUNTEER SPIRIT

There have been other men who symbolized the indomitable Tennessee Volunteer spirit on and off the field of battle. One of the most famous proved to be Alvin York in World War I. York was drafted and nearly single-handedly captured 132 Germans, took out about 35 machine guns which had been decimating his battalion and killed no fewer than 25 of the enemy, according to officers' reports. Indeed, Marshall Ferdinand Foch said of York's heroism, "What you did was the greatest thing accomplished by any private soldier of all the armies of Europe."

Humbly, the reluctant hero returned home to Tennessee as the toast of the nation. Yet York wasn't interested in celebrity or cashing in on his fame, saying, "This uniform ain't for sale."

Tennessee Volunteers took part in every theater of World War II, whether helping secure the deadly beaches of Normandy to working in their own backyard in Oak Ridge on The Manhattan Project and the atomic bomb that brought an end to war in the Pacific.

Not every Volunteer story was forged in wartime. Part of the Volunteer legend deals with self-sacrifice for the good of others. Take Tennessee train engineer Casey Jones, for instance. Steaming full-bore in the early morning in Vaughan, Miss., in 1900, Jones saw boxcars in the distance on the tracks in front of him. When it became apparent the passenger train he was driving was destined for a catastrophic collision, Jones was faced with a desperate choice — he could jump out of the engine and save his life before the crash or he could stay in the engine and try to slow the train enough to save more passengers' lives. After ordering his fireman to jump from the racing locomotive and save himself, Jones died that day saving dozens of lives in an amazing display of self-sacrifice. But his story and heroism live in the ballad devoted to the Tennessean who saved so many lives that day in his casket of splintered wood and twisted steel.

The legend of the Tennessee Volunteer also applies to great minds who create items of great cultural value in interesting ways. The first constitution ever written by white men in America was drafted in 1772 by the Watauga Association near present day Elizabethton. Take the example of the Cherokee silversmith Sequoyah, the only known man in the history of the world to single-handedly create an alphabet, the first written language for a Native American people.

Similarly, Tennessean Alex Haley became one of America's most famous authors after recounting the experience of African-Americans in his highly-acclaimed "Roots." Haley chose to make his home in Norris, just a short drive from the University of Tennessee.

Every time since the nation's birth to this very day, when the U.S. needs an extraordinary effort to brush back the dark curtain of hopelessness, the Tennessee Volunteers are called. The bravery, heroism, wisdom and ferocity of the Volunteers place them on a pedestal of great American legends.

— Nathan Kirkham  
Rockwood, Tenn.