

Gen. Robert Reese NEYLAND

Feb. 17, 1892 – March 28, 1962

The history and tradition of Tennessee football began under the tutelage of Gen. Robert Reese Neyland, a member of the College Football Hall of Fame. Neyland came to Tennessee as an ROTC instructor and backfield coach in 1925 and was named head football coach in 1926. From that date, Tennessee was in the college football business to stay.

Neyland's 1939 Vol team was the last to shut out each of its regular season opponents. Over the course of his career, 112 of his 216 opponents failed to score against his Tennessee teams. Tennessee still holds an NCAA record for holding opponents scoreless 71 consecutive quarters.

Neyland's teams won Southern Conference championships in 1927 and 1932, piling up undefeated streaks of 33 and 28 games along the way, and SEC championships in 1938, 1939, 1940, 1946 and 1951. In addition, Neyland-coached teams won four national championships. The Vols were consensus national champions in 1951, won the Dunkel, Litkenhous, Board, Houlgate and Poling national championships in 1938, the Dunkel and Williamson crowns in 1940 and the DeVold and Dunkel crowns in 1950.

It was Gene McEver who kicked off the Neyland era with his 98-yard return of the opening kickoff in the 1928 Alabama game, a game the underdog Vols won 15-13. Each of Neyland's succeeding eras would be highlighted by similar big plays: Johnny Butler's 56-yard run against Alabama in 1939 and Hank Lauricella's 75-yard run against Texas in the 1951 Cotton Bowl.

Neyland's 21-year record at Tennessee was 173 wins, 31 losses and 12 ties.

Neyland, who came to Tennessee as an Army captain and left as a brigadier general, brought one of the most efficient single-wing offenses in the country to go with an unyielding defense. He was assigned to the head coaching position by Dean Nathan Dougherty with a single injunction: "Do something about the series with Vanderbilt."

After Neyland's death in 1962, the University established the Robert R. Neyland Scholarship, academic scholarships awarded to non-athletes, many of whom are National Merit Scholars. The endowment for these scholarships now exceeds \$4 million and 184 students have been the beneficiary of the awards.


The thoroughfare behind the stadium's south end, once called the river road, is now named Neyland Drive. More recently, the Vol football complex on campus was named for Neyland and Knoxville businessman B. Ray Thompson.



GENERAL NEYLAND'S MAXIMS of Football

1. The team that makes the fewest mistakes will win.
2. Play for and make the breaks and when one comes your way – SCORE.
3. If at first the game – or the breaks – go against you, don't let up ... put on more steam.
4. Protect our kickers, our QB, our lead and our ball game.
5. Ball, oskie, cover, block, cut and slice, pursue and gang tackle ... for this is the WINNING EDGE.
6. Press the kicking game. Here is where the breaks are made.
7. Carry the fight to our opponent and keep it there for 60 minutes.






Records

Quarterback Erik Ainge snapped Peyton Manning's school record for season completion percentage, finishing the 2006 campaign with a 67.0 success rate.

STAT CATEGORIES	126
OPPONENT RECORDS	149
COACHING RECORDS	150
SERIES RESULTS	153
ALL-TIME SCORES	158
BOWL HISTORY	168
LETTERMEN	170
STARTING LINEUPS	180
ALL-TIME STAFF	184

Last season, LaMarcus Coker turned in two of the four longest runs from scrimmage in UT history. Included was an 89-yarder against Marshall that helped him break a 44-year-old record for yards per carry in a game.



OUTLOOK

FOOTBALL STAFF

THE VOIS

OPPONENTS / REVIEW

HONORS

RECORDS

VOLMANAC



TOTAL OFFENSE

Total Offense

Individual Game

Plays (Rushing and Passing)—70, Peyton Manning vs. Florida 1996

Yards (Rushing and Passing)—508, Peyton Manning vs. Kentucky 1997

Yards per Play (Min. 10 plays)—17.5, George Canale vs. Chattanooga 1962 (10 rushes for 175 yards)

Individual Season

Plays (Rushing and Passing)—526, Peyton Manning 1997

Yards (Rushing and Passing)—3,789, Peyton Manning 1997


Yards per Play (Min. 100 plays)—7.6, Hank Lauricella 1951 (162 for 1,233 yards); (Min. 400 plays)—7.48, Peyton Manning 1996 (422 for 3,156 yards); (Min. 500 plays)—7.20, Peyton Manning 1997 (526 for 3,789 yards)

Individual Career

Plays (Rushing and Passing)—1,534, Peyton Manning 1994-97

Yards (Rushing and Passing)—11,020, Peyton Manning 1994-97

Yards per Play—(Min. 300 plays) 7.18, Peyton Manning 1994-97 (1,534 for 11,020 yards); (Min. 600 plays) 7.18, Peyton Manning 1994-97 (1,534 for 11,020 yards)



Vol quarterback Peyton Manning holds most of UT's total offense and passing records and has the most wins by a starting QB with 39.

Wins by Starting Quarterbacks

Name (Years)	Home	Neutral	Road	Overall	Pct.
Peyton Manning (1994-97)	22-2-0	4-1-0	13-3-0	39-6-0	.867
Casey Clausen (2000-03)	18-5-0	2-4-0	14-1-0	34-10-0	.773
Andy Kelly (1988-91)	14-2-0	2-1-1	8-2-1	24-5-2	.790
Cond. Holloway (1972-74)	13-3-1	4-1-0	6-5-1	23-9-2	.705
Tee Martin (1996-99)	13-0-0	2-1-0	7-2-0	22-3-0	.880
Bobby Scott (1968-70)	11-0-0	2-1-0	7-2-0	20-3-0	.869
Jeff Francis (1985-88)	10-7-1	3-0-0	7-5-0	20-12-1	.621
Heath Shuler (1991-93)	11-2-0	1-1-0	7-2-0	19-5-0	.792
Dewey Warren (1965-67)	9-2-0	4-1-0	6-3-0	19-6-0	.760
Erik Ainge (2004-Present)	8-4-0	0-1-0	9-1-0	17-6-0	.739
Alan Cockrell (1981-83)	11-4-0	2-1-0	4-3-1	17-8-1	.673
Jimmy Streater (1977-79)	11-5-1	0-1-0	2-7-0	13-12-2	.646
Randy Wallace (1974-76)	8-6-0	0-0-0	4-4-0	12-10-0	.545
Tony Robinson (1983-85)	6-2-1	0-1-0	4-2-0	10-5-1	.656
Bubba Wyche (1967-68)	6-0-1	0-1-0	4-1-0	10-2-1	.807

Note: Quarterback not listed as position prior to 1964.

Game Total Plays

Plays	Name	Opponent	Year
70	Peyton Manning	Florida	1996
67	Casey Clausen	Clemson (Peach)	2004
66	Andy Kelly	Notre Dame	1990
66	A.J. Suggs	Louisiana State	2000
65	Andy Kelly	Florida	1991
62	Bubba Wyche	Auburn	1968
59	Andy Kelly	Colorado	1990
56	Peyton Manning	Florida	1997
55	Peyton Manning	So. Mississippi	1997
55	Peyton Manning	UCLA	1997
55	Casey Clausen	Florida	2002

1,500-Yard Seasons

Year	Name (Class)	Plays-Yds.
1992	Heath Shuler (So.)	329--1,998
1982	Alan Cockrell (So.)	347--1,963
1986	Jeff Francis (So.)	271--1,855
1970	Bobby Scott (Sr.)	303--1,786
1966	Dewey Warren (Jr.)	299--1,757
1983	Alan Cockrell (Jr.)	285--1,661
1979	Jimmy Streater (Sr.)	243--1,633
1987	Jeff Francis (Jr.)	244--1,582
1973	Cond. Holloway (Jr.)	282--1,582
1975	Randy Wallace (Jr.)	277--1,529
1968	Bubba Wyche (Sr.)	341--1,502

Game Total Yards

Yards	Name	Opponent	Year
508	Peyton Manning	Kentucky	1997
475	Peyton Manning	Florida	1996
417	Tony Robinson	UCLA	1985
416	Peyton Manning	Northwestern (Citrus)	1996
409	Peyton Manning	So. Mississippi	1997
407	Andy Kelly	Notre Dame	1990
389	Tony Robinson	Florida	1984
386	Casey Clausen	Clemson (Peach)	2004
386	Andy Kelly	Florida	1991
383	Andy Kelly	Auburn	1991
379	Casey Clausen	Michigan (Citrus)	2001
375	Peyton Manning	Auburn	1997
375	Bobby Scott	Florida	1970

1,000-Yard Seasons

Year	Name (Class)	Plays-Yds.
1969	Bobby Scott (Jr.)	281--1,475
2001	Travis Stephens (Sr.)	291--1,464
1995	Jay Graham (Jr.)	272--1,438
2000	Casey Clausen (Fr.)	234--1,431
2004	Erik Ainge (Fr.)	225--1,423
1974	Cond. Holloway (Jr.)	233--1,413
2005	Rick Clausen (Sr.)	234--1,411
1987	Reggie Cobb (Fr.)	250--1,395
1997	Jamal Lewis (Fr.)	233--1,374
1981	Steve Alatorre (Sr.)	237--1,330
1990	Tony Thompson (Sr.)	224--1,327
1985	Tony Robinson (Sr.)	187--1,321
2000	Travis Henry (Sr.)	253--1,314
1976	Randy Wallace (Sr.)	244--1,295
1984	Johnnie Jones (Sr.)	229--1,290
1989	Andy Kelly (So.)	188--1,266
1989	Chuck Webb (Fr.)	209--1,236
1951	Hank Lauricella (Sr.)	162--1,233
1985	Daryl Dickey (Sr.)	160--1,165
1993	Charlie Garner (Sr.)	159--1,161
1963	Mallon Faircloth (Sr.)	212--1,161
1977	Jimmy Streater (So.)	241--1,139
1955	Johnny Majors (Jr.)	248--1,133
1953	Jimmy Wade (Sr.)	221--1,126
1983	Johnnie Jones (Jr.)	191--1,116
1994	Peyton Manning (Fr.)	165--1,115
2004	Gerald Riggs Jr. (Jr.)	193--1,107
1956	Johnny Majors (Sr.)	167--1,101
1972	Cond. Holloway (Jr.)	243--1,073
1967	Dewey Warren (Sr.)	177--1,053
1994	James Stewart (Sr.)	171--1,042
2004	Cedric Houston (Sr.)	181--1,005

3,000-Yard Seasons

Year	Name (Class)	Plays-Yds.
1997	Peyton Manning (Sr.)	526--3,789
1996	Peyton Manning (Jr.)	322--3,156

2,000-Yard Seasons

Year	Name (Class)	Plays-Yds.
1995	Peyton Manning (So.)	421--2,960
2001	Casey Clausen (So.)	418--2,933
2003	Casey Clausen (Sr.)	476--2,923
2006	Erik Ainge (Jr.)	374--2,887
1991	Andy Kelly (Sr.)	418--2,819
1999	Tee Martin (Sr.)	386--2,634
1998	Tee Martin (Jr.)	370--2,451
1993	Heath Shuler (Jr.)	331--2,426
2002	Casey Clausen (Jr.)	371--2,290
1988	Jeff Francis (Sr.)	411--2,289
1990	Andy Kelly (Jr.)	342--2,259
1984	Tony Robinson (Jr.)	331--2,089
1978	Jimmy Streater (Jr.)	344--2,011



Career Yards

1. Peyton Manning, QB (1994-97), New Orleans, La.

	Plays	Rush	Pass	Total
1994	165	-26	1,141	1,115
1995	421	6	2,954	2,960
1996	422	-131	3,287	3,156
1997	526	-30	3,819	3,789
TOTALS	1,534	-181	11,201	11,020

2. Casey Clausen, QB (2000-03), Northridge, Calif.

	Plays	Rush	Pass	Total
2000	234	-42	1,473	1,431
2001	418	-36	2,969	2,933
2002	371	-7	2,297	2,290
2003	476	-45	2,968	2,923
TOTALS	1,499	-130	9,707	9,577

3. Andy Kelly, QB (1988-91), Dayton

	Plays	Rush	Pass	Total
1988	34	-15	98	83
1989	188	-33	1,299	1,266
1990	342	18	2,241	2,259
1991	418	60	2,759	2,819
TOTALS	982	30	6,397	6,427

4. Jeff Francis, QB (1985-88), Mt. Prospect, Ill.

	Plays	Rush	Pass	Total
1985	30	2	172	174
1986	271	-91	1,946	1,855
1987	244	70	1,512	1,582
1988	411	52	2,237	2,289
TOTALS	956	33	5,867	5,900

5. Tee Martin, QB (1996-99), Mobile, Ala.

	Plays	Rush	Pass	Total
1996	16	14	24	38
1997	2	-4	87	83
1998	370	287	2,164	2,451
1999	386	317	2,317	2,634
TOTALS	792	614	4,592	5,206

6. Erik Ainge, QB (2004-Present), Hillsboro, Ore.

	Plays	Rush	Pass	Total
2004	214	-29	1,452	1,423
2005	169	-64	737	673
2006	374	-102	2,989	2,887
TOTALS	757	-195	5,178	4,983

7. Jimmy Streater, QB (1976-79), Sylva, N.C.

	Plays	Rush	Pass	Total
1976	8	7	17	24
1977	241	397	742	1,139
1978	344	593	1,418	2,011
1979	243	377	1,256	1,633
TOTALS	836	1,374	3,433	4,807

8. Heath Shuler, QB (1991-93), Bryson City, N.C.

	Plays	Rush	Pass	Total
1991	11	24	23	47
1992	329	286	1,712	1,998
1993	331	73	2,354	2,427
TOTALS	671	383	4,089	4,472

9. Condredge Holloway, QB (1972-74), Huntsville, Ala.

	Plays	Rush	Pass	Total
1972	243	266	807	1,073
1973	282	433	1,149	1,582
1974	233	267	1,146	1,413
TOTALS	758	966	3,102	4,068

Others

	Plays	Rush	Pass	Total
10. Alan Cockrell, 1981-83	684	-16	3,823	3,807
11. Bobby Scott, 1968-70	671	209	3,371	3,580
12. Tony Robinson, 1982-85	545	195	3,332	3,527
13. Dewey Warren, 1965-67	602	162	3,357	3,519
14. Randy Wallace, 1974-76	598	572	2,536	3,108
15. Travis Henry, 1997-2000	557	3,078	—	3,078
16. James Stewart, 1991-94	532	2,890	14	2,904
17. Johnnie Jones, 1981-84	517	2,852	—	2,852
18. Johnny Majors, 1954-56	535	1,622	1,135	2,757
19. Mallon Faircloth, 1961-63	576	1,503	1,230	2,733
20. Jamal Lewis, 1997-99	487	2,677	—	2,677



Hank
Lauricella



Condredge
Holloway



Andy
Kelly

Year-By-Year Leaders

Year	Name	Rushing	Passing	Total Yardage	Per Game
1950	Hank Lauricella	575	364	939	--
1951	Hank Lauricella	881	352	1,233	--
1952	Andy Kozar	660	—	660	--
1953	Jimmy Wade	675	451	1,126	--
1954	Tom Tracy	794	—	794	--
1955	Johnny Majors	657	476	1,133	--
1956	Johnny Majors	549	552	1,101	--
1957	Bobby Gordon	526	260	786	--
1958	Bill Majors	294	215	509	--
1959	Gene Etter	196	298	494	--
1960	Glenn Glass	478	167	645	--
1961	Mallon Faircloth	475	460	935	--
1962	Mallon Faircloth	376	261	637	--
1963	Mallon Faircloth	652	509	1,161	--
1964	Art Galiffa	20	338	358	--
1965	Dewey Warren	121	588	709	--
1966	Dewey Warren	41	1,716	1,757	--
1967	Dewey Warren	—	1,053	1,053	--
1968	Bubba Wyche	-37	1,539	1,502	--
1969	Bobby Scott	123	1,352	1,475	--
1970	Bobby Scott	89	1,697	1,786	162.4
1971	Curt Watson	766	—	766	76.6
1972	Condredge Holloway	266	807	1,073	107.3
1973	Condredge Holloway	433	1,149	1,582	143.8
1974	Condredge Holloway	267	1,146	1,413	128.4
1975	Randy Wallace	211	1,318	1,529	127.4
1976	Randy Wallace	249	1,046	1,295	117.7
1977	Jimmy Streater	397	742	1,139	113.9
1978	Jimmy Streater	593	1,418	2,011	182.8
1979	Jimmy Streater	377	1,256	1,633	181.4
1980	Steve Alatorre	216	747	963	96.3
1981	Steve Alatorre	159	1,171	1,330	133.0
1982	Alan Cockrell	-58	2,021	1,963	178.5
1983	Alan Cockrell	-22	1,683	1,661	151.0
1984	Tony Robinson	126	1,963	2,089	208.9
1985	Tony Robinson	75	1,246	1,321	264.2
1986	Jeff Francis	-91	1,946	1,855	168.6
1987	Jeff Francis	70	1,512	1,582	175.8
1988	Jeff Francis	52	2,237	2,289	208.1
1989	Andy Kelly	-33	1,299	1,266	126.6
1990	Andy Kelly	18	2,241	2,259	188.3
1991	Andy Kelly	60	2,759	2,819	256.3
1992	Heath Shuler	286	1,712	1,998	181.6
1993	Heath Shuler	73	2,353	2,427	220.6
1994	Peyton Manning	-26	1,141	1,115	111.5
1995	Peyton Manning	6	2,954	2,960	269.0
1996	Peyton Manning	-131	3,287	3,156	286.9
1997	Peyton Manning	-30	3,819	3,789	315.8
1998	Tee Martin	287	2,164	2,451	204.3
1999	Tee Martin	317	2,317	2,634	239.5
2000	Casey Clausen	-42	1,473	1,431	159.0
2001	Casey Clausen	-36	2,969	2,933	244.4
2002	Casey Clausen	-7	2,297	2,290	208.2
2003	Casey Clausen	-45	2,968	2,923	224.8
2004	Erik Ainge	-29	1,452	1,423	158.1
2005	Rick Clausen	-30	1,441	1,411	156.8
2006	Erik Ainge	-102	2,989	2,887	240.6

*NCAA began compiling per-game averages in 1970.

OUTLOOK

FOOTBALL STAFF

THE VOIS

OPPONENTS / REVIEW

HONORS

RECORDS

VOLMANAC

T PASSING

Passing

Individual Game

Attempts—65, Peyton Manning vs. Florida 1996
 Completions—37, Peyton Manning vs. Florida 1996;
 A.J. Suggs vs. LSU 2000
 Interceptions—4, Bobby Scott vs. Auburn 1970; Jeff Francis vs. Alabama 1987; Peyton Manning vs. Florida 1996; Erik Ainge vs. Auburn 2004
 Completion Percentage (Min. 10 atts.)—95.8, Tee Martin vs. South Carolina 1998 (23 of 24)
 Consecutive Completions—*23, Tee Martin vs. South Carolina 1998
 Yards—523, Peyton Manning vs. Kentucky 1997
 Touchdown Passes—5, Andy Kelly vs. Kentucky 1990; Heath Shuler vs. Florida 1993; Peyton Manning vs. Texas Tech 1997 and Kentucky 1997; Casey Clausen vs. Arkansas 2000, Memphis 2001 and Mississippi State 2003
 Longest Gain—90, Casey Clausen to Mark Jones vs. Georgia 2003

Individual Season

Attempts—477, Peyton Manning 1997
 Completions—287, Peyton Manning 1997
 Interceptions—16, Jimmy Streater 1979
 Completion Percentage (Min. 100 atts.)—64.9, Daryl Dickey 1985 (85 of 131); (Min. 200 atts.)—64.6, Heath Shuler 1993 (184 of 285); (Min. 300 atts.)—67.0, Erik Ainge 2006 (233 of 348); (Min. 400 atts.)—60.2, Peyton Manning 1997 (287 of 477)
 Lowest Interception Percentage (Min. 100 atts.)—0.76, Daryl Dickey 1985 (1 in 131); (Min. 200 atts.)—1.05, Peyton Manning 1995 (4 in 380); (Min. 300 atts.)—1.05, Peyton Manning 1995 (4 in 380); (Min. 400 atts.)—2.18, Casey Clausen 2003 (9 in 422)
 Yards—3,819, Peyton Manning 1997
 Touchdown Passes—36, Peyton Manning 1997
 Consecutive Games Throwing TD Pass--12, Heath Shuler 1993
 Consecutive Completions—*24, Tee Martin 1998 (1 vs. Alabama, 23 vs. South Carolina)
 Consecutive Attempts Without Interception—143, Casey Clausen 2003

Individual Career

Attempts—1,381, Peyton Manning 1994-97
 Completions—863, Peyton Manning 1994-97
 Completion Percentage—(Min. 100 atts.) 63.0, Daryl Dickey 1981-85 (102 of 162); (Min. 400 atts.) 62.5, Peyton Manning 1994-97 (863 of 1,381); (Min. 500 atts.) 62.5, Peyton Manning 1994-97 (863 of 1,381); (Min. 750 atts.) 62.5, Peyton Manning 1994-97 (863 of 1,381)
 Yards—11,201, Peyton Manning 1994-97
 Touchdown Passes—89, Peyton Manning 1994-97
 Consecutive Games Throwing TD Pass —18, Heath Shuler, Oct. 17, 1992-Jan. 1, 1994
 Interceptions—38, Andy Kelly 1988-91
 Lowest Interception Percentage—(Min. 150 atts.) 1.23, Daryl Dickey 1981-85 (2 in 162); (Min. 400 atts.) 2.34, Heath Shuler 1991-93 (12 in 513); (Min. 500 atts.) 2.34, Heath Shuler 1991-93 (12 in 513); (Min. 750 atts.) 2.39, Peyton Manning 1994-97 (33 in 1,381)

Game Attempts

Name vs. Opp., Year	Attempts
Peyton Manning vs. Florida 1996	65
Andy Kelly vs. Notre Dame 1990	60
A.J. Suggs vs. LSU 2000 (ot)	59
Andy Kelly vs. Florida 1991	56
Casey Clausen vs. Clemson 2004*	55
Andy Kelly vs. Colorado 1990	55
P. Manning vs. Southern Miss. 1997	53
Peyton Manning vs. Florida 1997	51
Peyton Manning vs. UCLA 1997	49
Casey Clausen vs. Auburn 2003	47
Erik Ainge vs. Alabama 2006	46
Peyton Manning vs. Arkansas 1995	46
Bubba Wyche vs. Auburn 1968	45

Game Completions


Name vs. Opp., Year	Completions
Peyton Manning vs. Florida 1996	37
A.J. Suggs vs. LSU 2000 (ot)	37
Peyton Manning vs. Arkansas 1995	35
P. Manning vs. Southern Miss. 1997	35
Andy Kelly vs. Notre Dame 1990	35
Andy Kelly vs. Colorado 1990	33
Andy Kelly vs. Florida 1991	33
Casey Clausen vs. Clemson 2004*	31
Peyton Manning vs. Georgia 1997	31
Peyton Manning vs. Georgia 1996	31
Casey Clausen vs. Florida 2002	30
Casey Clausen vs. Auburn 2003	30

Game Yards (360 or more)

Name vs. Opp., Year	Yards
Peyton Manning vs. Kentucky 1997	523
Peyton Manning vs. Florida 1996	492
Peyton Manning vs. Northwestern 1997*	408
Peyton Manning vs. Southern Mississippi 1997	399
Andy Kelly vs. Notre Dame 1990	399
Casey Clausen vs. Michigan 2001*	393
Andy Kelly vs. Florida 1991	392
Tony Robinson vs. UCLA 1985	387
Bobby Scott vs. Florida 1970	385
Casey Clausen vs. Clemson 2004*	384
Peyton Manning vs. Arkansas 1995	384
Peyton Manning vs. Auburn 1997	373
Peyton Manning vs. Georgia 1996	371
Tony Robinson vs. Florida 1984	371
Andy Kelly vs. Colorado 1990	368
Peyton Manning vs. South Carolina 1996	362
Casey Clausen vs. Kentucky 2000	362

Season Attempts

Name, Year	Attempts
Peyton Manning, 1997	477
Casey Clausen, 2003	412
Peyton Manning, 1996	380
Peyton Manning, 1995	380
Andy Kelly, 1991	361
Casey Clausen, 2001	354
Erik Ainge, 2006	348
Jeff Francis, 1988	314
Casey Clausen, 2002	310
Tee Martin, 1999	305



Casey Clausen

Season Completions

Name, Year	Completions
Peyton Manning, 1997	287
Peyton Manning, 1995	244
Peyton Manning, 1996	243
Erik Ainge, 2006	233
Casey Clausen, 2003	233
Andy Kelly, 1991	228
Casey Clausen, 2001	227
Casey Clausen, 2002	194
Jeff Francis, 1988	191
Heath Shuler, 1993	184

Season Yards

Name, Year	Yards
Peyton Manning, 1997	3,819
Peyton Manning, 1996	3,287
Erik Ainge, 2006	2,989
Casey Clausen, 2001	2,969
Casey Clausen, 2003	2,968
Peyton Manning, 1995	2,954
Andy Kelly, 1991	2,759
Heath Shuler, 1993	2,353
Tee Martin, 1999	2,317
Casey Clausen, 2002	2,297

Career Attempts

Name, Years	Attempts
Peyton Manning, 1994-97	1,381
Casey Clausen, 2000-03	1,270
Andy Kelly, 1988-91	846
Jeff Francis, 1985-88	768
Erik Ainge, 2004-Present	691
Tee Martin, 1996-99	588
Alan Cockrell, 1981-83	568
Heath Shuler, 1991-93	513
Bobby Scott, 1968-70	498
Jimmy Streater, 1976-79	467

Career Completions

Name, Years	Completions
Peyton Manning, 1994-97	863
Casey Clausen, 2000-03	775
Andy Kelly, 1988-91	514
Jeff Francis, 1985-88	476
Erik Ainge, 2004-Present	408
Tee Martin, 1996-98	326
Alan Cockrell, 1981-83	317
Heath Shuler, 1991-93	316
Dewey Warren, 1965-67	258
Tony Robinson, 1982-85	253

* Bowl game.



Career Yards

1. Peyton Manning, QB (1994-97), New Orleans, La.

	Att.	Comp.	Pct.	Yards	TDs
1994	144	89	61.8	1,141	11
1995	380	244	64.2	2,954	22
1996	380	243	63.9	3,287	20
1997	477	287	60.2	3,819	36
TOTALS	1,381	863	62.5	11,201	89

2. Casey Clausen, QB (2000-03), Northridge, Calif.

	Att.	Comp.	Pct.	Yards	TDs
2000	194	121	64.2	1,473	15
2001	354	227	64.1	2,969	22
2002	310	194	62.6	2,297	11
2003	412	233	56.6	2,968	27
TOTALS	1,270	775	61.0	9,707	75

3. Andy Kelly, QB (1988-91), Dayton

	Att.	Comp.	Pct.	Yards	TDs
1988	25	15	60.0	98	0
1989	156	92	59.0	1,299	7
1990	304	179	58.9	2,241	14
1991	361	228	63.2	2,759	15
TOTALS	846	514	60.8	6,397	36

4. Jeff Francis, QB (1985-88), Mt. Prospect, Ill.

	Att.	Comp.	Pct.	Yards	TDs
1985	20	14	70.0	172	1
1986	233	150	64.4	1,946	9
1987	201	121	60.2	1,512	8
1988	314	191	60.8	2,237	13
TOTALS	768	476	62.0	5,867	31

5. Erik Ainge, QB (2004-Present), Hillsboro, Ore.

	Att.	Comp.	Pct.	Yards	TDs
2004	198	109	55.1	1,452	17
2005	145	66	45.5	737	5
2006	348	233	67.0	2,989	19
TOTALS	691	408	59.0	5,178	41

Others

	Att.	Comp.	Pct.	Yds.	TDs
6. Tee Martin, 1996-99	588	326	55.4	4,592	32
7. Heath Shuler, 1991-93	513	316	61.6	4,088	36
8. Alan Cockrell, 1981-83	568	317	55.8	3,823	26
9. Jimmy Streater, 1976-79	467	241	51.6	3,433	17
10. Bobby Scott, 1968-70	498	236	47.4	3,371	32
11. Dewey Warren, 1965-67	440	258	58.6	3,357	27
12. Tony Robinson, 1982-85	411	253	61.6	3,332	23
13. Condredge Holloway, 1972-74	407	238	58.5	3,102	18

Consecutive Games Throwing TD Pass

Gm.	Name	Dates
18	Heath Shuler	Oct. 17, 1992-Jan. 1, 1994
13	Tony Robinson	Sept. 29, 1984-Oct. 12, 1985
12	Casey Clausen	Nov. 3, 2001-Oct. 5, 2002
11	Peyton Manning	Jan. 1-Nov. 23, 1996
11	Erik Ainge	Sept. 5, 2004-Sept. 17, 2005
10	Andy Kelly	Nov. 10, 1990-Oct. 12, 1991

Consecutive Attempts Without an Interception

Att.	Name	Year
143	Casey Clausen	2003
136	Erik Ainge	2006
132	Peyton Manning	1995
106	Daryl Dickey	1985

Consecutive Completions

Comp.	Name, Game	Date
24	Tee Martin vs. Alabama/at South Carolina	10/24-31/98
15	Erik Ainge vs. Air Force	9/9/06
13	Jeff Francis vs. Indiana (Peach)	1/2/88
13	Casey Clausen vs. Kentucky	11/18/00
12	Peyton Manning vs. Kentucky	11/22/97
11	Heath Shuler vs. Louisville	11/16/93

Longest Plays

Yds.	Players (QB to Receiver)	Opponent	Year
90	Casey Clausen to Mark Jones	Georgia	2003
87	Andy Kelly to Carl Pickens	Auburn	1991
85	Alan Cockrell to Clyde Duncan	Vanderbilt	1983
85	Jimmy Streater to Anthony Hancock	Vanderbilt	1979
84	Erik Ainge to Robert Meachem	Memphis	2006
84	Andy Kelly to Anthony Morgan	Arkansas (Cotton Bowl)	1990
82	Andy Kelly to Alvin Harper	Auburn	1990
82	Bobby Scott to Lester McClain	Memphis State	1969
*81	Condredge Holloway to Tommy West	Vanderbilt	1974
80	Erik Ainge to Robert Meachem	California	2006
80	Casey Clausen to Donte Stallworth	Vanderbilt	2001
80	Peyton Manning to Peerless Price	Kentucky	1996
80	Peyton Manning to Joey Kent	Alabama	1995
80	Steve Alatorre to Willie Gault	Vanderbilt	1981
80	Alan Cockrell to Lenny Taylor	Alabama	1983
80	Alan Cockrell to Clyde Duncan	Alabama	1983

*Non-scoring play

Year-By-Year Leaders

Year	Name	Att.	Comp.	Int.	Pct.	TD	Yds.	Avg.*
1950	Hank Lauricella	72	23	7	31.9	5	364	--
1951	Hank Lauricella	51	24	5	47.1	5	352	--
1952	Pat Shires	38	15	3	39.5	4	252	--
1953	Jimmy Wade	63	25	7	39.7	5	451	--
1954	Johnny Majors	24	8	4	33.3	0	107	--
1955	Johnny Majors	65	36	5	55.4	5	476	--
1956	Johnny Majors	59	36	3	61.0	5	552	--
1957	Bobby Gordon	40	20	7	50.0	2	260	--
1958	Bill Majors	25	17	1	68.0	2	215	--
1959	Gene Etter	36	22	4	61.1	3	298	--
1960	Glenn Glass	26	11	2	42.3	2	167	--
1961	Mallon Faircloth	52	31	0	59.6	8	460	--
1962	Bobby Morton	40	20	0	50.0	3	305	--
1963	Mallon Faircloth	75	31	6	41.3	3	509	--
1964	Art Galiffa	59	29	4	49.2	1	338	--
1965	Dewey Warren	79	44	4	55.7	3	588	--
1966	Dewey Warren	229	136	7	59.0	18	1,716	--
1967	Dewey Warren	132	78	5	59.1	6	1,053	--
1968	Bubba Wyche	237	134	7	56.1	14	1,539	--
1969	Bobby Scott	191	92	9	48.2	14	1,352	--
1970	Bobby Scott	252	118	15	46.9	14	1,697	154.3
1971	Jim Maxwell	102	46	8	45.0	1	544	49.5
1972	Condredge Holloway	120	73	3	60.8	3	807	80.7
1973	Condredge Holloway	154	89	4	57.8	10	1,149	104.5
1974	Condredge Holloway	133	76	5	57.1	5	1,146	104.2
1975	Randy Wallace	145	72	11	49.7	8	1,318	109.8
1976	Randy Wallace	130	68	6	52.4	4	1,046	95.1
1977	Jimmy Streater	105	59	4	56.2	4	742	74.2
1978	Jimmy Streater	198	101	10	51.0	4	1,418	128.9
1979	Jimmy Streater	161	80	16	49.7	9	1,256	139.5
1980	Steve Alatorre	119	58	10	48.7	5	747	74.7
1981	Steve Alatorre	154	81	10	52.6	8	1,171	117.1
1982	Alan Cockrell	294	174	15	59.2	12	2,021	183.7
1983	Alan Cockrell	243	128	10	52.7	13	1,683	153.0
1984	Tony Robinson	253	156	9	61.1	14	1,963	196.3
1985	Tony Robinson	143	91	7	63.6	8	1,246	249.2
1986	Jeff Francis	233	150	6	64.4	9	1,946	176.9
1987	Jeff Francis	201	121	8	60.2	8	1,512	168.0
1988	Jeff Francis	314	191	11	60.8	13	2,237	203.3
1989	Andy Kelly	156	92	9	59.0	7	1,299	129.9
1990	Andy Kelly	304	179	14	58.9	14	2,241	186.8
1991	Andy Kelly	361	228	15	63.1	15	2,759	250.8
1992	Heath Shuler	224	130	4	58.0	10	1,712	155.6
1993	Heath Shuler	285	184	8	64.6	25	2,353	213.9
1994	Peyton Manning	144	89	6	61.8	11	1,141	114.1
1995	Peyton Manning	380	244	4	64.2	22	2,954	268.5
1996	Peyton Manning	380	243	12	63.9	20	3,287	298.8
1997	Peyton Manning	477	287	11	60.2	36	3,819	318.3
1998	Tee Martin	267	153	6	57.3	19	2,164	180.3
1999	Tee Martin	305	165	9	54.1	12	2,317	210.6
2000	Casey Clausen	194	121	6	62.4	15	1,473	163.7
2001	Casey Clausen	354	227	9	64.1	22	2,969	247.4
2002	Casey Clausen	310	194	7	62.6	11	2,297	208.8
2003	Casey Clausen	412	233	9	56.6	27	2,968	228.3
2004	Erik Ainge	198	109	9	55.1	17	1,452	161.3
2005	Rick Clausen	209	120	6	57.4	6	1,441	160.1
2006	Erik Ainge	348	233	9	67.0	19	2,989	240.6

*NCAA began compiling per-game averages in 1970.

OUTLOOK

FOOTBALL STAFF

THE VOIS

OPPONENTS / REVIEW

HONORS

RECORDS

VOL/MAN/C

T RUSHING

Rushing

Individual Game

Attempts—41, Johnnie Jones vs. Rutgers 1983; Travis Stephens vs. Arkansas 2001

Yards—294, Chuck Webb vs. Mississippi 1989

Yards per Attempt (Min. 8 atts.)—18.2, LaMarcus Coker vs. Marshall 1962 (8 for 146 yards)

Touchdowns—4, Bob Lund vs. Vanderbilt 1945; Harold Payne vs. Washington & Lee 1951; Hubert Simpson vs. Notre Dame 1979; Tony Thompson vs. Vanderbilt 1990; James Stewart vs. Georgia 1994

Consecutive Attempts—*16, William Howard vs. Mississippi 1986

Longest Gain—99, Kelsey Finch vs. Florida 1977

Individual Season

Attempts—291, Travis Stephens 2001

Yards—1464, Travis Stephens 2001

Yards per Attempt (Min. 65 atts.)—7.9, Hank Lauricella 1951 (111 for 881 yards)

100-Yard Games—10, Jay Graham 1995

Touchdowns—18, Gene McEver 1929

Touchdowns by Quarterback—11, Heath Shuler 1992

Individual Career

Attempts—556, Travis Henry 1997-2000


Yards—3,078, Travis Henry 1997-2000

Yards per Attempt (Min. 250 atts.)—6.67, Charlie Garner 1992-93 (313 for 2,089 yards)

100-Yard Games—15, Travis Henry 1997-2000

Touchdowns—37, Gene McEver 1928-31

Touchdowns by Quarterback—16, Tee Martin 1996-99



Chuck Webb set a UT single game rushing record when he ran for 294 yards against Mississippi in 1989.



LaMarcus Coker

Game Attempts

Att	Name	Opponent	Year
41	Travis Stephens	Arkansas	2001
41	Johnnie Jones	Rutgers	1983
40	Arian Foster	Vanderbilt	2005
39	Jay Graham	Vanderbilt	1995
38	James Stewart	Mississippi	1991
37	Travis Henry	Florida	2000
36	Jamal Lewis	Vanderbilt	1997
35	Chuck Webb	Mississippi	1989
35	Hubert Simpson	Kentucky	1979
34	Travis Stephens	LSU	2001
34	William Howard	Mississippi State	1986
33	Travis Stephens	Alabama	2001
33	Tony Thompson	Vanderbilt	1989
33	Bill Majors	Vanderbilt	1958
33	Travis Henry	Vanderbilt	2000
32	Cedric Houston	Mississippi State	2002
32	Travis Henry	Arkansas	1998
32	Bobby Gordon	Texas A&M (Gator)	1957

Game Yards

Yards	Name	Opponent	Year
294	Chuck Webb	Mississippi	1989
250	Chuck Webb	Arkansas (Cotton)	1990
248	Tony Thompson	Mississippi State	1990
248	Johnnie Jones	Vanderbilt	1983
236	Tony Thompson	Vanderbilt	1990
234	Johnnie Jones	Rutgers	1983
232	Jamal Lewis	Georgia	1997
226	Travis Stephens	Florida	2001
225	Reggie Cobb	Auburn	1989
223	Arian Foster	Vanderbilt	2005
215	James Stewart	Mississippi	1991
214	Travis Henry	Arkansas	2000
211	Jay Graham	Vanderbilt	1995
211	James Stewart	Georgia	1994
206	Travis Stephens	Arkansas	2001
205	Jamal Lewis	South Carolina	1997
203	Johnnie Jones	Washington State	1984
201	Stanley Morgan	Hawaii	1975

Season Attempts

Name, Year	Attempts
Travis Stephens, 2001	291
Jay Graham, 1995	272
Travis Henry, 2000	253
Reggie Cobb, 1987	237
Jamal Lewis, 1997	232
Johnnie Jones, 1984	229
Tony Thompson, 1990	219
Chuck Webb, 1989	209
Curt Watson, 1971	193
Johnnie Jones, 1983	191

Season Yards

Name, Year	Attempts	Yards	Avg.
Travis Stephens, 2001	291	1,464	5.0
Jay Graham, 1995	272	1,438	5.3
Jamal Lewis, 1997	232	1,364	5.9
Travis Henry, 2000	253	1,314	5.2
Johnnie Jones, 1984	229	1,290	5.6
Tony Thompson, 1990	219	1,261	5.8
Chuck Webb, 1989	209	1,236	5.9
Reggie Cobb, 1987	237	1,197	5.1
Charlie Garner, 1993	159	1,161	7.3
Johnnie Jones, 1983	191	1,116	5.8
Gerald Riggs Jr., 2004	193	1,107	5.7
James Stewart, 1994	170	1,028	6.1
Cedric Houston, 2004	181	1,005	5.6

Career Attempts

Name, Years	Attempts
Travis Henry, 1997-2000	556
Jay Graham, 1993-96	540
James Stewart, 1991-94	531
Curt Watson, 1969-71	529
Johnnie Jones, 1981-84	517
Cedric Houston, 2001-04	501
Travis Stephens, 1997-01	488
Jamal Lewis, 1997-99	487
Reggie Cobb, 1987-89	445
James Berry, 1978-81	419

Longest Plays

Yards	Name	Opponent	Year
99	Kelsey Finch	Florida	1977
91	Dick Dodson	Transylvania	1927
89	LaMarcus Coker	Marshall	2006
87	LaMarcus Coker	Vanderbilt	2006
87	Dick Dorsey	Virginia Tech	1933
82*	Steve Wold	Vanderbilt	1969
81	Travis Henry	Kansas State (Cotton)	2001
81	Hank Lauricella	Tennessee Tech	1950
80	Tony Thompson	Mississippi State	1990
80	Jimmy Streater	California	1977
80	Stanley Morgan	Kentucky	1975
80	John Majors	Mississippi State	1954
80	Travis Stephens	Kentucky	2000
80	Gerald Riggs Jr.	Auburn (SEC Champ)	2004

*Non-scoring play



Career Yards

1. Travis Henry, RB (1997-2000), Frostproof, Fla.

	Att.	Yards	Avg.	TDs
1997	2	4	2.0	0
1998	176	970	5.5	7
1999	125	790	6.3	8
2000	253	1,314	5.3	11
TOTALS	556	3,078	5.5	26

2. James Stewart, RB (1991-94), Morristown

	Att.	Yards	Avg.	TDs
1991	190	939	4.9	8
1992	85	386	4.5	7
1993	86	537	6.2	9
1994	170	1,028	6.1	11
TOTALS	531	2,890	5.4	35

3. Johnnie Jones, RB (1981-84), Munford

	Att.	Yards	Avg.	TDs
1981	4	25	6.3	0
1982	93	421	4.5	4
1983	191	1,116	5.8	5
1984	229	1,290	5.6	10
TOTALS	517	2,852	5.5	19

4. Jamal Lewis, RB (1997-99), Atlanta, Ga.

	Att.	Yards	Avg.	TDs
1997	232	1,364	5.9	7
1998	73	497	6.8	3
1999	182	816	4.5	7
TOTALS	487	2,677	5.5	17

5. Cedric Houston, RB (2001-04), Clarendon, Ark.

	Att.	Yards	Avg.	TDs
2001	18	106	5.9	1
2002	153	779	5.1	6
2003	149	744	5.0	2
2004	181	1,005	5.6	8
TOTALS	501	2,634	5.4	17

6. Jay Graham, RB (1993-96), Concord, N.C.

	Att.	Yards	Avg.	TDs
1993	28	99	3.5	0
1994	61	275	4.5	2
1995	272	1,438	5.3	12
1996	179	797	4.6	11
TOTALS	540	2,609	4.8	25

7. Curt Watson, RB (1969-71), Crossville

	Att.	Yards	Avg.	TDs
1969	146	807	5.5	6
1970	190	791	4.3	7
1971	193	766	4.0	9
TOTALS	529	2,364	4.5	22

8. Reggie Cobb, RB (1987-89), Knoxville

	Att.	Yards	Avg.	TDs
1987	237	1,197	5.1	17
1988	118	547	4.6	3
1989	90	616	6.8	6
TOTALS	445	2,360	5.3	26

9. Travis Stephens, RB (1997-01), Clarksville

	Att.	Yards	Avg.	TDs
1997	9	36	4.0	0
1998	107	477	4.5	4
2000	81	359	4.4	7
2001	291	1,464	5.0	10
TOTALS	488	2,336	4.8	21

10. Charlie Garner, RB (1992-93), Falls Church, Va.

	Att.	Yards	Avg.	TDs
1992	154	926	6.0	2
1993	159	1,161	7.3	8
TOTALS	313	2,089	6.7	10

11. Aaron Hayden, RB (1991-94), Detroit, Mich.

	Att.	Yards	Avg.	TDs
1991	145	704	4.9	7
1992	63	321	5.2	1
1993	28	217	7.8	1
1994	157	819	5.2	3
TOTALS	393	2,061	5.2	12

LP

5-Texas Tech
36-Vanderbilt
63-Vanderbilt
60-Vanderbilt
63-Vanderbilt

LP

30-Mississippi
30-USL
52-S. Carolina
71-Georgia
71-Georgia

LP

18-Colorado State
42-Vanderbilt
70-Vanderbilt
61-Memphis State
70-Vanderbilt

LP

65-S. Carolina
67-Auburn
70-S. Carolina
70-S. Carolina

LP

20-Vanderbilt
74-Miami
50-Marshall
65-S. Carolina
74-Miami

LP

19-Vanderbilt
25-Vanderbilt
75-Alabama
79-Alabama
79-Alabama

LP

49-Georgia
26-Army
26-Kentucky
49-Georgia

LP

26-Iowa/GT
33-Duke
79-Auburn
79-Auburn

LP

14-Texas Tech
30-Houston
80-Kentucky
68-Florida
80-Kentucky

LP

44-Alabama
73-Alabama
73-Alabama

LP

67-Memphis St.
48-Cincinnati
39-La. Tech
41-Alabama
67-Memphis St.

Others

	Att.	Yds.	Avg.
12. Stanley Morgan, 1973-76	353	1,952	5.5
13. Gerald Riggs Jr., 2002-05	383	1,893	4.9
14. Beattie Feathers, 1931-33	309	1,888	7.2
15. Andy Kozar, 1950-52	355	1,850	5.2
16. Tony Thompson, 1986-90	336	1,759	5.2
17. Haskel Stanback, 1971-73	391	1,730	4.4
18. James Berry, 1978-81	419	1,721	4.1
19. William Howard, 1984-87	398	1,711	4.3
20. Keith Davis, 1985-88	322	1,704	5.3

Year-By-Year Leaders

Year	Name	Att.	Net	TDs	Avg.	*Per gm.
1950	Andy Kozar	126	648	11	5.1	--
1951	Hank Lauricella	111	881	8	7.9	--
1952	Andy Kozar	122	660	7	5.4	--
1953	Jimmy Wade	158	675	12	4.3	--
1954	Tom Tracy	116	794	4	6.8	--
1955	Johnny Majors	183	657	6	3.6	--
1956	Tommy Bronson	105	562	8	5.4	--
1957	Bobby Gordon	167	526	7	3.2	--
1958	Bill Majors	148	294	2	1.9	--
1959	Glenn Glass	75	261	4	3.5	--
1960	Glenn Glass	90	478	8	5.3	--
1961	Mallon Faircloth	123	475	6	3.9	--
1962	George Canale	79	455	4	5.8	--
1963	Mallon Faircloth	137	652	3	4.8	--
1964	Stan Mitchell	94	325	1	3.5	--
1965	Walter Chadwick	101	470	5	4.7	--
1966	Charlie Fulton	109	463	2	4.2	--
1967	Walter Chadwick	144	645	11	4.5	--
1968	Richard Pickens	133	736	2	5.5	--
1969	Curt Watson	146	807	6	5.5	--
1970	Curt Watson	190	791	7	4.3	79.1
1971	Curt Watson	193	766	9	4.0	76.6
1972	Haskel Stanback	183	890	13	4.9	89.0
1973	Haskel Stanback	165	682	7	4.1	62.0
1974	Stanley Morgan	128	723	11	5.6	65.7
1975	Stanley Morgan	133	809	8	6.1	73.5
1976	Bobby Emmons	75	462	3	6.2	42.0
1977	Kelsey Finch	154	770	8	5.0	70.0
1978	Jimmy Streater	146	593	10	4.1	53.9
1979	Hubert Simpson	157	792	6	5.0	72.0
1980	James Berry	131	543	7	4.1	49.3
1981	James Berry	129	500	6	3.9	55.5
1982	Chuck Coleman	113	600	5	5.3	54.5
1983	Johnnie Jones	191	1116	5	5.8	111.6
1984	Johnnie Jones	229	1290	10	5.6	117.2
1985	Keith Davis	141	684	2	4.9	68.4
1986	William Howard	177	787	14	4.4	98.4
1987	Reggie Cobb	237	1197	17	5.1	99.8
1988	Reggie Cobb	118	547	3	4.6	68.4
1989	Chuck Webb	209	1236	12	5.9	123.6
1990	Tony Thompson	219	1261	16	5.8	105.1
1991	James Stewart	190	939	8	4.9	85.4
1992	Charlie Garner	154	928	2	6.0	84.4
1993	Charlie Garner	159	1161	8	7.3	116.1
1994	James Stewart	170	1028	11	6.1	93.5
1995	Jay Graham	272	1438	12	5.3	130.7
1996	Jay Graham	179	797	11	4.6	72.5
1997	Jamal Lewis	232	1364	7	5.9	113.6
1998	Travis Henry	176	970	7	5.5	80.8
1999	Jamal Lewis	182	816	7	4.5	81.6
2000	Travis Henry	253	1314	11	5.2	119.5
2001	Travis Stephens	291	1464	10	5.0	122.0
2002	Cedric Houston	153	779	6	5.1	64.9
2003	Cedric Houston	149	744	2	5.0	62.0
2004	Gerald Riggs Jr.	193	1107	6	5.7	85.2
2005	Arian Foster	183	879	5	4.8	79.9
2006	LaMarcus Coker	108	696	5	6.4	63.3

*NCAA began compiling per-game averages in 1970.

OUTLOOK

FOOTBALL STAFF

THE VOIS

OPPONENTS / REVIEW

HONORS

RECORDS

VOLMANAC

T RUSHING

100-Yard Game Statistics

Career: Most 100-yard games: 15, Henry 1997-2000; 14, Graham 1993-96; 13, Lewis 1997-99; 13, Jones 1981-84; 10, Cobb 1987-89, Stewart 1991-94

Season: Most 100-yard games: 10, Graham 1995; 7, Stephens 2001 and Lewis 1997

Multiple 100-yard Rushers

3 rushers (1) — Vanderbilt, 1991 (Stewart 145, Hayden 115, Phillips 107).


2 rushers (12) — Louisiana Tech, 2004 (Houston 161, Riggs 118), Vanderbilt, 1994 (Stewart 121, Graham 121), Georgia, 1994 (Stewart 211, Hayden 113), South Carolina, 1993 (Stewart 114, Garner 105), Louisville, 1991 (Hayden 109, Stewart 101), Colorado State, 1975 (Wallace 128, Gayles 105), Georgia Tech, 1973 (Careathers 125, Rudder 105), Auburn, 1970 (Watson 142, McLeary 119), Georgia, 1969 (Watson 197, McLeary 100), Tennessee Tech, 1951 (Lauricella 109, Byrd 104), Mississippi, 1951 (Kozar 127, Ernsberger 102), Alabama, 1952 (Wade 153, Kozar 124)




Career rushing leader Travis Henry had 15 100-yard rushing games.

200-Yard Games

Player	Yds	Opponent	Year
Chuck Webb	294	Mississippi	1989
Chuck Webb	250	Arkansas (Cotton)	1990
Tony Thompson	248	Mississippi State	1990
Johnnie Jones	248	Vanderbilt	1983
Tony Thompson	236	Vanderbilt	1990
Johnnie Jones	234	Rutgers	1983
Jamal Lewis	232	Georgia	1997
Travis Stephens	226	Florida	2001
Reggie Cobb	225	Auburn	1989
Arian Foster	223	Vanderbilt	2005
James Stewart	215	Mississippi	1991
Travis Henry	214	Arkansas	2000
Jay Graham	211	Vanderbilt	1995
James Stewart	211	Georgia	1994
Travis Stephens	206	Arkansas	2001
Jamal Lewis	205	South Carolina	1997
Johnnie Jones	203	Washington State	1984
Stanley Morgan	201	Hawaii	1975



Reggie Cobb




Arian Foster




Jay Graham




Johnnie Jones




Jamal Lewis




Stanley Morgan



Travis Stephens



James Stewart



Tony Thompson



Chuck Webb

100-Yard Games

Player	Yds	Opponent	Year
Travis Henry	197	Arkansas	1998
Johnnie Jones	197	Utah	1984
Curt Watson	197	Georgia	1969
Jamal Lewis	196	Vanderbilt	1997
Tom Tracy	192	North Carolina	1954
Cedric Houston	190	South Carolina	2004
Charlie Garner	186	Kentucky	1993
William Howard	184	Mississippi State	1986
Travis Henry	184	Vanderbilt	2000
Gerald Riggs Jr.	182	Auburn (SEC Champ.)	2004
Reggie Cobb	182	Duke	1988
Hubert Simpson	181	Kentucky	1979
Travis Henry	180	Kansas St. (Cotton)	2001
Travis Henry	179	Kentucky	1999
Mallon Faircloth	179	Vanderbilt	1963
Travis Stephens	176	Georgia	2001
George Canale	175	Chattanooga	1962
Travis Henry	175	Florida	2000
Hubert Simpson	174	Mississippi	1979
Aaron Hayden	169	Memphis State	1991
Travis Stephens	162	Alabama	2001
Chuck Webb	162	Akron	1989
Keith Davis	162	Vanderbilt	1988
Cedric Houston	161	Fresno State	2003
Cedric Houston	160	Louisiana Tech	2004
Cedric Houston	160	Marshall	2003
Jamal Lewis	159	Wyoming	1999
William Howard	158	Vanderbilt	1986
Jamal Lewis	155	Mississippi	1997
Andy Kozar	155	Mississippi State	1952
Jay Graham	154	Ohio State (Citrus)	1996
Johnnie Jones	154	Maryland (Citrus)	1983
Travis Henry	153	Vanderbilt	1999
Jimmy Wade	153	Alabama	1952
Curt Watson	152	Kentucky	1971
Charlie Garner	151	Vanderbilt	1993
Tony Thompson	151	Virginia (Sugar)	1991
Johnnie Jones	150	Kentucky	1983
Hank Lauricella	150	North Carolina	1951
Jimmy Streater	150	California	1977
Gerald Riggs Jr.	149	Vanderbilt	2004
Cedric Houston	149	Mississippi State	2002
James Stewart	149	Kentucky	1991
Arian Foster	148	South Carolina	2005
Johnnie Jones	148	The Citadel	1983
Jay Graham	147	Kentucky	1995
LaMarcus Coker	146	Marshall	2006
Jamal Lewis	146	South Carolina	1999
Reggie Cobb	146	Indiana (Peach)	1988

Player	Yds	Opponent	Year
Aaron Hayden	145	Alabama	1994
Chuck Webb	145	Kentucky	1989
James Stewart	145	Vanderbilt	1991
Jay Graham	144	East Carolina	1995
Charlie Garner	144	Alabama	1993
Reggie Cobb	144	Kentucky	1987
James Stewart	143	Kentucky	1994
Ted Schwanger	143	Vanderbilt	1953
Johnny Majors	143	Kentucky	1956
Bill Rudder	143	UC Santa Barbara	1971
Haskel Stanback	143	Vanderbilt	1972
Curt Watson	142	Auburn	1970
Keith Davis	141	Alabama	1985
James Stewart	141	Auburn	1991
Cedric Houston	140	Vanderbilt	2002
Jamal Lewis	140	Syracuse	1998
Jamal Lewis	140	Auburn	1998
Reggie Cobb	140	Georgia Tech	1987
Reggie Cobb	140	Vanderbilt	1987
Chuck Coleman	139	Alabama	1982
Travis Henry	139	Kentucky	2000
Charlie Garner	138	Kentucky	1992
Reggie Cobb	138	Iowa	1987
Stanley Morgan	138	Auburn	1975
Stanley Morgan	138	Kentucky	1975
Andy Kozar	138	North Carolina	1950
Jay Graham	137	Georgia	1995
Hubert Simpson	137	Mississippi	1978
Travis Henry	136	Vanderbilt	1998
Jimmy Wade	136	Houston	1953
Jamal Lewis	135	Houston	1998
Travis Henry	135	Southern Miss	2000
Jabari Davis	135	Arkansas	2002
Jay Graham	134	Mississippi State	1995
Chuck Coleman	134	Mississippi	1982
Chuck Webb	134	UCLA	1989
Gene Etter	133	Mississippi	1958
Charlie Fulton	133	Georgia Tech	1965
Haskel Stanback	133	Alabama	1972
Arian Foster	132	Memphis	2005
Travis Henry	132	Notre Dame	1999
Chuck Webb	132	Louisiana State	1989
Chuck Webb	131	Colorado	1990
Frank Fox	131	Alabama	1976
Hank Lauricella	131	Texas (Cotton)	1951
Jay Graham	130	Arkansas	1995
Aaron Hayden	129	Memphis	1994
Charlie Garner	129	Duke	1993
Jamal Lewis	128	Kentucky	1997
Jay Graham	128	Alabama	1996
Johnnie Jones	128	Georgia Tech	1983



Player	Yds	Opponent	Year
Bill Majors	128	Vanderbilt	1958
Randy Wallace	128	Colorado State	1975
Johnnie Jones	128	Kentucky	1984
Tony Thompson	128	Vanderbilt	1989
Cedric Houston	127	Kentucky	2004
Jamal Lewis	127	Auburn (SEC Champ.)	1997
Reggie Cobb	127	Louisville	1987
Hank Lauricella	127	Kentucky	1951
Andy Kozar	127	Mississippi	1951
Curt Watson	127	Mississippi State	1971
LaMarcus Coker	126	Vanderbilt	2006
Jay Graham	126	South Carolina	1995
LaMarcus Coker	125	Memphis	2006
Arian Foster	125	Notre Dame	2005
Gerald Riggs Jr.	125	Mississippi	2005
Paul Careathers	125	Georgia Tech	1973
Terry Daniels	125	Auburn	1980
James Berry	125	Kentucky	1980
Travis Stephens	124	Memphis	2001
Jamal Lewis	124	Arkansas	1997
Tony Thompson	124	Memphis State	1988
Kelsey Finch	124	Auburn	1976
Andy Kozar	124	Alabama	1952
Bobby Gordon	123	North Carolina	1957
Jay Graham	122	Alabama	1995
Richard Pickens	122	Louisiana State	1967
Richard Pickens	122	Mississippi	1968
Jay Graham	121	Mississippi	1996
James Stewart	121	Vanderbilt	1994
Jay Graham	121	Vanderbilt	1994
Greg Amsler	121	Kentucky	1988
Kelsey Finch	121	Florida	1977
Curt Watson	121	Florida (Gator)	1969
Travis Stephens	120	South Carolina	2001
Travis Henry	120	Miss. State (SEC Champ)	1998
Tony Thompson	120	Temple	1990
Randall Morris	120	Mississippi	1983
Johnny Majors	120	Chattanooga	1955
Aaron Hayden	119	Louisiana Tech	1993
Tommy Bronson	119	Chattanooga	1956
Don McLeary	119	Auburn	1970
Kelsey Finch	119	Boston College	1977
Johnnie Jones	119	Vanderbilt	1984
Gerald Riggs Jr.	118	Mississippi	2004
Johnnie Jones	118	Army	1984
Jamal Lewis	117	Alabama	1999
Johnny Majors	117	Alabama	1955
Stanley Morgan	117	Clemson	1974
Hubert Simpson	117	Notre Dame	1979
Gerald Riggs Jr.	116	Louisiana Tech	2004
Richard Pickens	116	Rice	1968
Walter Chadwick	115	Mississippi	1965
Walter Chadwick	115	Mississippi	1967
Tavio Henson	115	Pacific	1990
Aaron Hayden	115	Vanderbilt	1991
Travis Henry	115	South Carolina	2000
Arian Foster	114	Kentucky	2005
James Stewart	114	South Carolina	1993
Hank Lauricella	114	Washington & Lee	1951
Curt Watson	114	Vanderbilt	1970
Jabari Davis	113	Duke	2003
Travis Henry	113	Alabama	1998
Aaron Hayden	113	Georgia	1994
Johnnie Jones	113	Alabama	1983
Tom Tracy	112	Chattanooga	1954
Travis Stephens	111	Syracuse	2001
Curt Watson	111	Alabama	1969
Andy Kozar	111	Florida	1952
Andy Kozar	111	Vanderbilt	1951
Cedric Houston	111	Miami (Fla.)	2002
Gerald Riggs Jr.	110	UAB	2005
Mallon Faircloth	110	Vanderbilt	1961
William Howard	110	Texas El Paso	1986
Chuck Webb	110	Alabama	1989
Charlie Garner	109	Memphis State	1992
Hank Lauricella	109	Tennessee Tech	1951

Player	Yds	Opponent	Year
Reggie Cobb	109	Duke	1989
Aaron Hayden	109	Louisville	1991
Johnny Majors	109	Duke	1954
Jay Graham	108	Oklahoma State	1995
Jay Graham	108	Southern Mississippi	1995
Charlie Garner	108	Vanderbilt	1992
Sam Henderson	108	Pittsburgh	1983
Hank Lauricella	108	Alabama	1951
Mallon Faircloth	108	Chattanooga	1961
James Stewart	108	Mississippi State	1991
Andy Kozar	108	Chattanooga	1952
Cedric Houston	108	South Carolina	2002
Travis Stephens	107	Georgia	1998
Charlie Garner	107	Georgia	1993
Curt Watson	107	UCLA	1970
Mose Phillips	107	Vanderbilt	1991
Cedric Houston	106	Wyoming	2002
Kelsey Finch	106	Memphis State	1977
Jimmy Streater	106	Auburn	1979
Reggie Cobb	106	Georgia	1989
Mike Gayles	106	Maryland (Liberty)	1974
Hal Littleford	105	Alabama	1948
Charlie Garner	105	South Carolina	1993
Johnny Majors	105	Duke	1956
Bill Rudder	105	Georgia Tech	1973
Mike Gayles	105	Colorado State	1975
Travis Henry	104	Alabama-Birmingham	1998
Charlie Garner	104	Louisiana State	1992
Ray Byrd	104	Tennessee Tech	1951
Gene Etter	104	North Carolina	1959
Haskel Stanback	104	Duke	1973
Ray Byrd	104	Kentucky	1952
Tony Thompson	103	Florida	1990

Player	Yds	Opponent	Year
Charlie Fulton	103	Auburn	1967
Phil Pierce	103	Florida	1971
Jimmy Streater	103	Georgia Tech	1979
Gerald Riggs Jr.	102	Texas A&M (Cotton)	2005
Gerald Riggs Jr.	102	Georgia	2004
Dick Ernsberger	102	Mississippi	1951
Tom Tracy	102	Dayton	1954
James Berry	102	Vanderbilt	1981
Johnnie Jones	102	Georgia Tech	1984
Keith Davis	102	Wake Forest	1985
Keith Davis	102	Auburn	1985
Chuck Coleman	102	Iowa (Peach)	1982
Jeff Powell	102	Miami, Fla. (Sugar)	1986
Glenn Glass	101	Tampa	1960
Richmond Flowers	101	Georgia Tech	1968
Haskel Stanback	101	Penn State	1972
James Stewart	101	Louisville	1991
Bobby Brengle	100	Dayton	1954
Glenn Glass	100	North Carolina	1961
Mallon Faircloth	100	Richmond	1963
Don McLeary	100	Georgia	1969
Bill Rudder	100	Vanderbilt	1971
Doug Furnas	100	Memphis State	1981
Chuck Coleman	100	Vanderbilt	1982
Keith Davis	100	Mississippi	1987



Johnnie Jones

OUTLOOK

FOOTBALL STAFF

THE VOIS

OPPONENTS / REVIEW

HONORS

RECORDS

VOLMANAC



RECEIVING

Receiving

Individual Game

Receptions—13, Carl Pickens vs. Notre Dame 1990;
Joey Kent vs. Arkansas 1995

Yards—256, Kelley Washington vs. LSU 2001

Touchdowns—3, Jim Powell vs. Mississippi 1946;
Carl Pickens vs. Kentucky 1990; Billy Williams vs.
Florida 1993; Marcus Nash vs. Kentucky 1997;
Cedrick Wilson vs. Arkansas 2000; Donte'
Stallworth vs. Memphis 2001 and Kentucky 2001;
Chris Hannon vs. Mississippi State 2003

Individual Season

Receptions—76, Marcus Nash 1997

Receptions by Tight End—39, Jason Witten 2002

Yards—1,298, Robert Meachem 2006

Yards by Tight End—493, Jason Witten (2002)

Touchdowns—13, Marcus Nash 1997

Touchdowns by Tight End—7, Austin Denney (1966)

Consecutive Games with TD Catch—6, Joey Kent
1995

Individual Career

Receptions—183, Joey Kent 1993-96

Receptions by Tight End—98, Reggie Harper 1977-
80

Yards—2,814, Joey Kent 1993-96

Yards by Tight End—1,141, Reggie Harper 1977-80

Touchdowns—25, Joey Kent 1993-96

Touchdowns by Tight End—9, Austin Denney 1965-
66; Ken DeLong 1967-69

Most 100-Yard Games

Career: 15, Joey Kent, 1993-96; 11, Marcus Nash,
1994-97

Season: 8, Joey Kent, 1996; 7, Marcus Nash, 1997;
6, Robert Meachem, 2006; 5, Tim McGee, 1985; 5,
Carl Pickens, 1990

Consecutive: 7, Joey Kent, 1996

Multiple 100-Yard Receivers, Game

Two receivers (15): UCLA 1975 (Seivers 145,
West 107); Alabama 1983 (Duncan 137, Taylor 109);
UCLA 1985 (McGee 142, Clinkscales 106); Colorado
1990 (Pickens 141, Harper 115); Arkansas 1993
(Faulkner 106, Fleming 101); Alabama 1995 (Kent
117, Nash 100); Northwestern 1997 (Kent 122, Price
110); Georgia 1996 (Kent 110, Nash 106); Florida
1996 (Price 161, Kent 107); UCLA 1996 (Nash 135,
Kent 114); UNLV 1996 (Kent 151, Nash 103); Auburn
1997 (Price 161, Nash 126); Kentucky 1997 (Nash
195, Lewis 105); Southern Mississippi 1997
(Copeland 137, Nash 110); Michigan 2002 (Citrus
Bowl) (Witten 125, Stallworth 119).

Game Receptions

No.	Name	Opponent	Year
13	Joey Kent	Arkansas	1995
13	Carl Pickens	Notre Dame	1990
12	Alvin Harper	Washington State	1988
12	David Martin	LSU	2000
11	Kelley Washington	LSU	2001
11	Jeremaine Copeland	Southern Mississippi	1997
11	Thomas Woods	Kentucky	1988
11	Johnny Mills	Auburn	1966
11	Gary Kreis	Kentucky	1969
11	Larry Seivers	Clemson	1976
11	Anthony Hancock	Wisconsin (Garden State)	1981
10	Peerless Price	South Carolina	1998
10	Marcus Nash	Southern Mississippi	1997
10	Jim Powell	Mississippi	1948
10	Johnny Mills	UCLA	1965
10	Lenny Taylor	Auburn	1983
10	Tim McGee	Florida	1984
10	Tim McGee	Vanderbilt	1984
10	Carl Pickens	Kentucky	1990

200-Yard Receiving Games

Player	Yds	Opponent	Year
Kelley Washington	256	LSU	2001
Johnny Mills	225	Kentucky	1966
Willie Gault	217	Vanderbilt	1981
Carl Pickens	201	Kentucky	1990
Stanley Morgan	201	Texas Christian	1976

100-Yard Receiving Games

Player	Yds	Opponent	Year
Peerless Price	199	Florida State (Fiesta)	1998
Kelley Washington	197	Rutgers	2002
Anthony Hancock	196	Wisconsin (Garden State)	1981
Marcus Nash	195	Kentucky	1997
Tim McGee	190	Vanderbilt	1984
Robert Meachem	184	California	2006
Cedrick Wilson	183	Wyoming	1999
Peerless Price	181	Vanderbilt	1998
Willie Gault	174	Auburn	1982
Carl Pickens	172	Auburn	1991
Donte Stallworth	169	Kentucky	2001
Richmond Flowers	167	Vanderbilt	1967
Peerless Price	165	South Carolina	1998
Carl Pickens	163	Notre Dame	1990
Tim McGee	163	Auburn	1985
Anthony Hancock	163	Vanderbilt	1979
Peerless Price	161	Auburn	1997
Peerless Price	161	Florida	1996
Joey Kent	161	Arkansas	1995
Larry Seivers	161	North Texas State	1975
Anthony Miller	159	Alabama	1986
Robert Meachem	157	Memphis	2006
Tim McGee	157	Florida	1984
Joey Kent	151	Nevada Las Vegas	1996
Gary Kreis	151	South Carolina	1969
Stan Trott	146	Florida	1970
Robert Meachem	145	Kentucky	2004
Larry Seivers	145	UCLA	1975
Gary Kreis	145	Kentucky	1969
Carl Pickens	144	Temple	1990
Peerless Price	143	Kentucky	1996
Donte Stallworth	142	Memphis	2001
Tim McGee	142	UCLA	1985
Carl Pickens	141	Colorado	1990
Kelley Washington	140	LSU (SEC Champ.)	2001
Billy Williams	140	Florida	1993
Johnny Mills	140	UCLA	1965
Stanley Morgan	139	UCLA	1974
Joey Kent	138	Kentucky	1995
Jeremaine Copeland	137	Southern Mississippi	1997
Clyde Duncan	137	Alabama	1983
Marcus Nash	135	UCLA	1996
Alvin Harper	135	Kentucky	1988
Anthony Hancock	135	Southern California	1980
Stanley Morgan	131	Auburn	1976
Larry Seivers	131	Clemson	1976
Donte Stallworth	130	South Carolina	1999

Player	Yds	Opponent	Year
Donte Stallworth	128	Vanderbilt	2001
Craig Faulkner	128	Vanderbilt	1992
Thomas Woods	128	Duke	1988
Anthony Hancock	128	Georgia Tech	1980
Larry Seivers	128	Florida	1976
Larry Seivers	128	Mississippi	1975
Marcus Nash	127	Mississippi	1997
Marcus Nash	126	Arkansas	1997
Marcus Nash	126	Auburn	1997
Joey Kent	126	Mississippi	1996
Jason Witten	125	Michigan (Citrus)	2001
Joey Kent	125	Alabama	1996
Clyde Duncan	125	Vanderbilt	1983
Joe Thompson	125	Air Force	1970
Joey Kent	122	Northwestern (Citrus)	1997
Tim McGee	122	Memphis State	1984
Robert Meachem	121	LSU	2006
Lester McClain	121	Memphis State	1969
Johnny Mills	120	Mississippi	1966
Donte Stallworth	119	Michigan (Citrus)	2001
Alvin Harper	118	Auburn	1990
Mark Jones	117	Georgia	2003
Cedrick Wilson	117	Kentucky	2000
Marcus Nash	117	UCLA	1997
Joey Kent	117	Alabama	1995
Tim McGee	117	Mississippi	1985
Johnny Mills	117	Auburn	1966
Robert Meachem	116	Kentucky	2006
Anthony Hancock	116	Purdue	1979
Robert Meachem	115	Air Force	2006
Alvin Harper	115	Colorado	1990
Joey Kent	114	UCLA	1996
Mike Gooch	114	Tampa	1967
Kelley Washington	112	Arkansas	2002
Cedrick Wilson	112	Auburn	1999
Marcus Nash	112	Texas Tech	1997
Thomas Woods	112	Akron	1989
Marcus Nash	110	Southern Mississippi	1997
Peerless Price	110	Northwestern (Citrus)	1997
Joey Kent	110	Georgia	1996
Joey Kent	110	Georgia	1995
Gary Kreis	110	Mississippi	1968
Joey Kent	109	Ohio State (Citrus)	1996
Lenny Taylor	109	Alabama	1983
Larry Seivers	109	Auburn	1975
Kelley Washington	108	Georgia	2001
Donte Stallworth	108	Nebraska (Fiesta)	1999
Joey Kent	108	Mississippi State	1994
Kendrick Jones	108	Vanderbilt	1994
Tim McGee	108	Kentucky	1985
Cedrick Wilson	107	Georgia	1999
Joey Kent	107	Florida	1996
Joey Kent	107	Oklahoma State	1995
Craig Faulkner	107	Vanderbilt	1991
Jeff Moore	107	Duke	1978
Tommy West	107	UCLA	1975
Robert Meachem	106	South Carolina	2006
Marcus Nash	106	Georgia	1996
Cory Fleming	106	Arkansas	1993
Joey Clinkscales	106	UCLA	1985
Jamal Lewis	105	Kentucky	1997
Andy McCullough	105	Florida	1997
Cory Fleming	105	Georgia	1993
Tim McGee	105	Rutgers	1985
Joey Kent	104	South Carolina	1996
Carl Pickens	104	UCLA	1991
James Banks	103	Alabama	2003
Peerless Price	103	Alabama-Birmingham	1998
Marcus Nash	103	Nevada Las Vegas	1996
Thomas Woods	103	Alabama	1988
Larry Seivers	103	Texas Christian	1976
Richmond Flowers	103	South Carolina	1966
Kelley Washington	102	Florida	2002
Craig Faulkner	101	Arkansas	1993
Anthony Miller	101	Vanderbilt	1986
Joey Clinkscales	101	Florida	1985
Cedrick Wilson	100	Kentucky	1998
Marcus Nash	100	Alabama	1995



Career Receptions

1. Joey Kent, WR (1993-96), Huntsville, Ala.

	No.	Yards	TDs
1993	10	209	5
1994	36	470	4
1995	69	1055	9
1996	68	1080	7
TOTALS	183	2,814	25

2. Marcus Nash, WR (1994-97), Tulsa, Okla.

	No.	Yards	TDs
1994	5	77	0
1995	43	512	4
1996	53	688	3
1997	76	1170	13
TOTALS	177	2,447	20

Others

	No.	Yds.	TDs
3. Cedrick Wilson, 1997-2000	159	2,137	24
4. Peerless Price, 1995-98	147	2,298	19
5. Jayson Swain, 2003-06	126	1,721	10
6. Robert Meachem, 2004-06	125	2,140	17
7. Thomas Woods, 1986-89	124	1,615	7
8. Tim McGee, 1982-85	123	2,042	15
9. Larry Seivers, 1973-76	117	1,924	8
10. Craig Faulkner, 1990-93	110	1,705	9
11. Carl Pickens, 1989-91	109	1,875	13
12. Anthony Hancock, 1978-81	106	1,826	12
13. Jeremaine Copeland, 1995-98	103	1,361	10
14. Alvin Harper, 1987-90	102	1,547	16
15. Richmond Flowers, 1966-68	101	1,172	9

Career Receiving Yards

	No.	Yds.	Avg.
1. Joey Kent, 1993-96	183	2,814	15.4
2. Marcus Nash, 1994-97	177	2,447	13.8
3. Peerless Price, 1995-98	147	2,298	15.6
4. Robert Meachem, 2004-06	125	2,140	17.1
5. Cedrick Wilson, 1997-2000	159	2,137	13.4
6. Tim McGee, 1982-85	123	2,042	16.6
7. Larry Seivers, 1973-76	117	1,924	16.4
8. Carl Pickens, 1989-91	109	1,875	17.2
9. Anthony Hancock, 1978-81	106	1,826	17.2
10. Donte Stallworth, 1999-2001	99	1,747	17.6

Season Receptions

	No.	Yds.	TDs
1. Marcus Nash, 1997	76	1,170	13
2. Robert Meachem 2006	71	1,298	11
3. Joey Kent, 1995	69	1,055	9
4. Joey Kent, 1996	68	1,080	7
5. Kelley Washington, 2001	64	1,010	5
6. Cedrick Wilson, 2000	62	681	12
7. Peerless Price, 1998	61	920	10
8. Jeremaine Copeland, 1997	58	732	9
Thomas Woods, 1988	58	689	5
10. Cedrick Wilson, 1999	57	827	4
11. Tim McGee, 1984	54	809	6
12. Marcus Nash, 1996	53	698	3
Carl Pickens, 1990	53	917	6
14. Larry Seivers, 1976	51	737	2
14. Willie Gault, 1982	50	668	4
Tim McGee, 1985	50	947	7

Season Receiving Yards

	No.	Yds.	TDs
1. Robert Meachem, 2006	71	1,298	11
1. Marcus Nash, 1997	76	1,170	13
2. Joey Kent, 1996	68	1,080	7
3. Joey Kent, 1995	69	1,055	9
4. Kelley Washington, 2001	64	1,010	5
5. Tim McGee, 1985	50	947	7
6. Peerless Price, 1998	61	920	10
7. Carl Pickens, 1990	53	917	6
8. Carl Pickens, 1991	49	877	5
9. Larry Seivers, 1975	41	840	4
10. Cedrick Wilson, 1999	57	827	4



Joey Kent

Year-By-Year Reception Leaders

Year	Name	No.	*Per game	Yds.	TDs	Avg.
1950	Bert Rechichar	9	--	205	2	22.8
1951	John Davis	8	--	160	1	20.0
1952	John Davis	14	--	297	5	21.2
1953	Jerry Hyde	8	--	173	3	21.6
1954	Hugh Garner	5	--	57	0	10.1
1955	Buddy Cruze	12	--	232	4	19.3
1956	Buddy Cruze	20	--	357	2	17.9
1957	Tommy Potts	10	--	123	1	12.3
1958	Murray Armstrong	14	--	195	1	13.9
1959	Cotton Letner	8	--	92	8	11.5
1960	Ken Waddell	8	--	60	1	7.5
1961	Hubert McClain	11	--	149	1	13.5
1962	John Bill Hudson	15	--	259	3	17.3
1963	Buddy Fisher	12	--	242	2	20.2
1964	Hal Wantland	21	--	284	1	13.5
1965	Johnny Mills	23	--	328	0	14.3
1966	Johnny Mills	48	--	725	4	15.1
1967	Richmond Flowers	41	--	585	4	14.3
1968	Ken DeLong	34	--	393	3	11.6
1969	Gary Kreis	38	--	609	5	16.0
1970	Joe Thompson	37	3.4	502	4	13.6
1971	Joe Thompson	15	1.4	247	1	16.5
1972	Emmon Love	20	1.8	280	1	14.0
1973	Stanley Morgan	22	2.0	511	4	23.2
1974	Larry Seivers	25	2.3	347	2	13.9
1975	Larry Seivers	41	3.7	840	4	20.5
1976	Larry Seivers	51	4.6	737	2	14.5
1977	Reggie Harper	30	3.0	331	1	11.0
1978	Reggie Harper	31	3.1	356	1	11.5
1979	Anthony Hancock	34	3.1	687	4	20.2
1980	Anthony Hancock	33	3.0	580	2	17.6
1981	Anthony Hancock	32	4.0	437	5	13.7
1982	Willie Gault	50	4.5	668	4	13.4
1983	Clyde Duncan	33	3.0	640	6	19.4
1984	Tim McGee	54	4.9	809	6	15.0
1985	Tim McGee	50	4.5	947	7	18.9
1986	Joey Clinkscales	37	3.4	511	3	13.8
1987	Thomas Woods	26	2.2	335	0	12.9
1988	Thomas Woods	58	5.3	689	5	11.9
1989	Thomas Woods	34	3.1	511	2	15.0
1990	Carl Pickens	53	4.8	917	6	17.3
1991	Carl Pickens	49	4.5	877	5	17.9
1992	Cory Fleming	40	3.6	490	2	12.3
1993	Craig Faulkner	40	3.6	680	6	17.0
1994	Joey Kent	36	3.3	470	4	13.1
1995	Joey Kent	69	6.3	1,055	9	15.3
1996	Joey Kent	68	6.2	1,080	7	15.9
1997	Marcus Nash	76	6.3	1,170	13	15.4
1998	Peerless Price	61	5.1	920	10	15.1
1999	Cedrick Wilson	57	5.2	827	4	14.5
2000	Cedrick Wilson	62	5.6	681	12	11.0
2001	Kelley Washington	64	5.3	1,010	5	15.8
2002	Jason Witten	39	3.0	493	5	12.6
2003	James Banks	42	3.2	621	6	14.8
2004	Tony Brown	31	2.4	388	3	12.5
2005	Robert Meachem	29	2.6	383	2	13.2
2006	Robert Meachem	71	5.5	1,298	11	18.3

*NCAA began compiling per-game averages in 1970.

OUTLOOK

FOOTBALL STAFF

THE VOLS

OPPONENTS / REVIEW

HONORS

RECORDS

VOLMANAC

T

PUNT RETURNS

Punt Returns

Individual Game

Returns—7, Jerry Smith vs. Auburn 1964; Bobby Majors vs. Georgia 1969 and South Carolina 1970; Eddie Brown vs. Wake Forest 1972; Terry Fair vs. Vanderbilt 1996 and Auburn 1997; Eric Parker vs. Vanderbilt 1999 and Syracuse 2001

Yards—157, Terry Fair vs. Auburn 1997

Touchdowns—1, by several

Longest Return—100, Bert Rechichar vs. Washington & Lee 1950

Individual Season

Returns—42, Bobby Majors 1971; Eddie Brown 1972

Yards—457, Bobby Majors 1969

Average (Min. 1.2 per game)—*25.9, Bill Blackstock 1951 (12 for 311 yards)

Touchdowns—2, Bobby Majors 1969 and 1971; Eddie Brown 1973; Stanley Morgan 1975; Terry Fair 1996


Individual Career

Returns—117, Bobby Majors 1969-71

Yards—1,163, Bobby Majors 1969-71

Average (Min. 50)—14.7, Bert Rechichar 1949-51 (55 for 808 yards)

Touchdowns—4, Bobby Majors 1969-71



Bobby Majors left Tennessee in 1971 as the career leader in punt returns and yards. He also holds every single season punt return record except for average.

Season Average

(Min. 10 returns)

Name, Year	Avg.
Bill Blackstock, 1951	+25.9
Walter Slater, 1941	+20.4
Nilo Silvan, 1994	18.1
George Canale, 1960	17.6
Bert Rechichar, 1950	17.5
Mark Jones, 2003	15.1

Season Returns

Name, Year	No.
Bobby Majors, 1971	42
Eddie Brown, 1972	42
Bobby Majors, 1970	38
Bobby Majors, 1969	37
Hal Littleford, 1948	36
Eric Parker, 2000	35
Eddie Brown, 1973	31
Willie Gault, 1981	31
Shawn Summers, 1992	30

Season Yards

Name, Year	Yards
Bobby Majors, 1969	457
Hal Littleford, 1948	448
Bobby Majors, 1971	437
Eddie Brown, 1972	429
Terry Fair, 1996	400
Eric Parker, 1999	387
Willie Gault, 1981	381
Dale Carter, 1990	381
Stanley Morgan, 1974	375
Eddie Brown, 1973	359
Eric Parker, 2000	352
Bert Rechichar, 1950	349
Shawn Summers, 1992	342
Bill Blackstock, 1951	311

Career Average

(Min. 30 returns)

Name, Years	Avg.
Burt Rechichar, 1949-51	14.7
Terry Fair, 1994-97	14.1
Bobby Brengle, 1952-54	13.2
George Canale, 1960-62	12.4
Johnny Majors, 1954-56	12.2

Career Returns

Name, Years	No.
Bobby Majors, 1969-71	117
Eric Parker, 1998-2001	103
Shawn Summers, 1992-95	84
Hal Littleford, 1947-49	79
Willie Gault, 1979-82	78
Jerry Smith, 1964-66	74
Eddie Brown, 1971-73	74
Stanley Morgan, 1973-76	74
Thomas Woods, 1986-89	60
Bert Rechichar, 1949-50	55

Career Yards

Name, Years	Yards
Bobby Majors, 1969-71	1,163
Shawn Summers, 1992-95	942
Eric Parker, 1998-2001	920
George Cafego, 1937-39	883
Hal Littleford, 1947-49	880
Stanley Morgan, 1973-76	852
Bert Rechichar, 1949-51	808
Eddie Brown, 1971-73	788
Terry Fair, 1994-97	745
Willie Gault, 1979-82	659

+ NCAA statistical champion.

Longest Returns

Distance	Name	Opponent	Year
100	Bert Rechichar	Washington & Lee	1950
95	Jimmy Elmore	Carson-Newman	1926
90	Harold Payne	Duke	1949
89	Roland James	Vanderbilt	1979
86	Terry Fair	Arkansas	1996
86	Terry Fair	UCLA	1996
86	Bill Bone	Emory & Henry	1924
85	Eddie Brown	Georgia	1973
85	Buist Warren	Mississippi	1938
85	George Canale	North Carolina	1960
82	Thomas Woods	Washington State	1988
80	Bob Brengle	North Carolina	1954
79	Johnny Majors	Chattanooga	1954
78	Eddie Brown	Vanderbilt	1973
78	Walter Slater	North Carolina	1946
77	Shawn Summers	Cincinnati	1992
75	Deke Brackett	New York (Charity)	1931

Year-By-Year Leaders

Year	Name	Returns	Yds	Avg
1950	Bert Rechichar	20	349	17.5
1951	Bill Blackstock	12	311	+25.9
1952	Bobby Brengle	24	241	10.0
1953	Jimmy Wade	18	235	13.0
1954	Bobby Brengle	14	192	13.7
1955	Johnny Majors	21	234	11.1
1956	Johnny Majors	10	86	8.6
1957	Bobby Gordon	22	231	10.5
1958	Bill Majors	15	108	7.2
1959	Bill Majors	22	175	8.0
1960	George Canale	10	176	17.6
1961	George Canale	14	108	7.8
1962	Mallon Faircloth	20	191	9.6
1963	Mallon Faircloth	12	136	11.3
1964	Jerry Smith	24	193	8.0
1965	Jerry Smith	27	262	9.7
1966	Jerry Smith	23	148	6.4
1967	Bill Baker	21	232	11.0
1968	Bill Baker	29	305	10.5
1969	Bobby Majors	37	457	12.1
1970	Bobby Majors	38	269	7.0
1971	Bobby Majors	42	437	10.1
1972	Eddie Brown	42	429	10.2
1973	Eddie Brown	31	359	11.6
1974	Stanley Morgan	29	375	12.9
1975	Stanley Morgan	20	284	14.2
1976	Stanley Morgan	25	193	7.7
1977	Jeff Moore	12	32	2.7
1978	Robert Malone	11	117	10.6
1979	Roland James	19	243	12.8
1980	Willie Gault	21	103	4.9
1981	Willie Gault	31	381	12.3
1982	Willie Gault	20	145	7.3
1983	Tim McGee	21	192	9.1
1984	Andre Creamer	12	117	9.8
1985	Andre Creamer	22	149	6.8
1986	Thomas Woods	18	203	11.3
1987	Andre Creamer	17	120	7.1
1988	Thomas Woods	18	185	10.3
1989	Thomas Woods	14	126	9.0
1990	Dale Carter	29	381	13.1
1991	Dale Carter	24	141	5.9
1992	Shawn Summers	30	342	11.4
1993	Shawn Summers	18	255	14.2
1994	Nilo Silvan	15	272	18.1
1995	Shawn Summers	18	171	9.5
1996	Terry Fair	29	400	13.8
1997	Terry Fair	19	272	14.3
1998	Eric Parker	17	116	6.8
1999	Eric Parker	41	387	9.4
2000	Eric Parker	35	352	10.1
2001	Rashad Baker	26	237	9.1
2002	Mark Jones	26	240	9.2
2003	Mark Jones	20	303	15.1
2004	Jonathan Hefney	23	115	5.0
2005	Jonathan Hefney	13	149	11.5
2006	Jonathan Hefney	17	206	12.1

+ NCAA statistical champion.

KICKOFF RETURNS



Longest Returns

Distance	Name	Opponent	Year
100	Leonard Scott	Georgia	1999
100	Peerless Price	Alabama	1998
100	Pete Panuska	Maryland (Sun)	1984
100	Willie Gault	Pittsburgh	1980
98	Gene McEver	Alabama	1928
98	Henry Krouse	North Carolina	1934
98	Gary Moore	Auburn	1979
96	Willie Gault	LSU	1982
94	Buddy Hackman	Washington & Lee	1928
94	Mallon Faircloth	Chattanooga	1963
94	Willie Gault	Vanderbilt	1980
93	Glenn Glass	Vanderbilt	1961
93	Carl Pickens	LSU	1989
92	Willie Gault	Kentucky	1980
91	Dale Carter	Florida	1990
91	Buster Stephens	Kentucky	1944
90	Gene McEver	Centre	1929

Year-By-Year Leaders

Year	Name	Returns	Yds	Avg
1950	Jimmy Hahn	7	165	23.6
1951	Hank Lauricella	6	116	19.3
1952	Ed Godzak	4	124	31.0
1953	Jimmy Wade	7	159	22.7
1954	Tom Tracy	5	99	19.8
1955	Johnny Majors	5	128	25.6
1956	Johnny Majors	6	135	22.5
1957	Bobby Gordon	9	271	30.1
1958	Bill Majors	10	252	25.2
1959	Bill Majors	6	135	22.5
1960	Gene Etter	6	146	24.3
1961	Glenn Glass	4	186	46.5
1962	Mallon Faircloth	9	230	24.4
1963	Mallon Faircloth	7	248	35.4
1964	Hal Wantland	10	224	22.4
1965	Walter Chadwick	10	228	22.8
1966	Richmond Flowers	7	151	21.6
1967	Richmond Flowers	8	173	21.6
1968	Lanny Pearce	9	206	22.9
1969	Richard Callaway	8	146	18.0
1970	Lester McClain	8	168	21.0
1971	Bobby Majors	8	245	30.1
1972	Haskel Stanback	7	109	15.6
1973	Stanley Morgan	14	309	22.1
1974	Paul Careathers	18	375	20.8
1975	Jeff Moore	19	333	17.5
1976	Stanley Morgan	6	136	22.7
1977	Gary Moore	14	376	26.9
1978	Robert Malone	15	293	19.5
1979	Gary Moore	17	363	21.4
1980	Willie Gault	24	662	27.6
1981	Willie Gault	28	606	21.6
1982	Willie Gault	23	549	23.9
1983	Randall Morris	15	447	29.8
1984	Wesley Pryor	9	201	22.3
1985	Pete Panuska	11	218	19.8
1986	Anthony Miller	24	522	21.7
1987	Reggie Cobb	16	326	20.4
1988	Anthony Morgan	24	580	24.2
1989	Carl Pickens	26	594	22.8
1990	Dale Carter	17	507	+29.8
1991	Dale Carter	27	623	23.1
1992	Ronald Davis	27	579	21.4
1993	Billy Williams	13	369	28.4
1994	Billy Williams	17	353	20.8
1995	Shawn Summers	12	269	22.4
1996	Mark Levine	17	431	25.4
1997	Dwayne Goodrich	13	282	21.7
1998	Peerless Price	14	389	27.8
1999	Leonard Scott	20	540	27.0
2000	Leonard Scott	27	636	23.6
2001	Leonard Scott	25	552	20.9
2002	Corey Larkins	26	611	23.5
2003	Corey Larkins	19	387	20.4
2004	Corey Larkins	14	241	17.2
2005	Lucas Taylor	19	428	22.5
2006	LaMarcus Coker	9	180	20.0

+NCAA statistical champion

Season Average

(Min. 10 returns)	Name, Year	Avg.
	Dale Carter, 1990	+29.82
	Randall Morris, 1983	29.80
	Billy Williams, 1993	28.4
	Peerless Price, 1998	27.8
	Willie Gault, 1980	27.6

Season Returns

Name, Year	No.
Willie Gault, 1981	28
Dale Carter, 1991	27
Ronald Davis, 1992	27
Leonard Scott, 2000	27
Carl Pickens, 1989	26
Corey Larkins, 2002	26
Leonard Scott, 2001	25
Willie Gault, 1980	24
Anthony Miller, 1986	24
Anthony Morgan, 1988	24

Season Yards

Name, Year	Yards
Willie Gault, 1980	662
Leonard Scott, 2000	636
Dale Carter, 1991	623
Corey Larkins, 2002	611
Willie Gault, 1981	606
Carl Pickens, 1989	594
Anthony Morgan, 1988	580
Ronald Davis, 1992	579
Willie Gault, 1982	549
Leonard Scott, 1999	540
Leonard Scott, 2001	522

Career Average

(Min. 20 returns)	Name, Years	Avg.
	Mallon Faircloth, 1961-63	28.2
	Dale Carter, 1990-91	25.7
	Gary Moore, 1977-79	24.3
	Billy Williams, 1993-94	24.1
	Willie Gault, 1979-82	23.8

Career Returns

Name, Years	No.
Willie Gault, 1979-82	78
Leonard Scott, 1999-2002	77
Corey Larkins, 2001-04	63
Dale Carter, 1990-91	44
Gary Moore, 1977-79	41
Stanley Morgan, 1973-76	37
Anthony Morgan, 1988-90	37
Carl Pickens, 1989-91	35
Billy Williams, 1993-94	30
Ronald Davis, 1991-94	29

Career Yards

Name, Years	Yards
Willie Gault, 1979-82	1,854
Leonard Scott, 1999-2002	1,788
Corey Larkins, 2001-04	1,307
Dale Carter, 1990-91	1,130
Gary Moore, 1977-79	996
Anthony Morgan, 1988-90	862
Carl Pickens, 1989-91	777
Stanley Morgan, 1973-76	763
Billy Williams, 1993-94	722
Mark Levine, 1995-97	639
Anthony Miller, 1986	522
Dale Carter, 1990	507

+ NCAA statistical champion.

Kickoff Returns

Individual Game


Returns—7, Willie Gault vs. Southern California 1981
Yards—169, Leonard Scott vs. Georgia 1999
Touchdowns—1, by several
Longest Return—100, Willie Gault vs. Pittsburgh 1980;
Pete Panuska vs. Maryland 1984; Peerless Price vs. Alabama 1998; Leonard Scott vs. Georgia 1999

Individual Season

Returns—28, Willie Gault 1981
Yards—662, Willie Gault 1980
Touchdowns—*3, Willie Gault 1980

Individual Career

Returns—78, Willie Gault 1979-82
Yards—1854, Willie Gault 1979-82
Average (Min. 12)—32.6, George Cafego 1937-39 (12 for 391 yards)
Touchdowns—4, Willie Gault 1979-82



Willie Gault holds career and season marks for kick returns and yards. Gault also is tied for the longest kickoff return in history with his 100-yard return against Pittsburgh in 1980.

OUTLOOK

FOOTBALL STAFF

THE VOIS

OPPONENTS / REVIEW

HONORS

RECORDS

VOLMANAC



TOTAL KICK RETURNS/SCORING

Total Kick Returns

Individual Game


Returns—10, Willie Gault vs. Memphis State 1981
Yards—210, Dale Carter vs. Kentucky 1990
Touchdowns—1, by several

Individual Season

Returns—59, Willie Gault 1981
Yards—987, Willie Gault 1981
Touchdowns—3, Willie Gault 1980

Individual Career

Returns—156, Willie Gault 1979-82
Yards—2,513, Willie Gault 1979-82
Average (Min. 60)—16.8, George Cafego 1937-39 (76 for 1,274 yards)
Touchdowns—5, Willie Gault 1979-82



Dale Carter led the NCAA in kickoff returns in 1990 with an average of 29.8 yards per return.

Career Total Kick Returns

1. Willie Gault, WR (1979-82), Griffin, Ga.

	Punts		KO		Total		Avg.
	No.	Yds.	No.	Yds.	No.	Yds.	
1979	6	30	3	37	9	67	7.4
1980	21	103	24	662	45	765	17.0
1981	31	381	28	606	59	987	16.7
1982	20	145	23	549	43	694	16.1
TOTALS	78	659	78	1854	156	2,513	16.1

Others	Punts		KO		Total		Avg.
	No.	Yds.	No.	Yds.	No.	Yds.	
2. Leonard Scott, 1999-2002	—	—	77	1,788	77	1,788	23.2
3. Dale Carter, 1990-91	53	522	44	1,130	97	1,652	17.0
4. Stanley Morgan, 1973-76	74	852	37	763	111	1,615	14.5
5. Bobby Majors, 1969-71	117	1,163	16	367	133	1,530	11.5
6. Shawn Summers, 1992-95	84	942	16	366	100	1,308	13.1
7. Corey Larkins, 2001-04	---	---	63	1,307	63	1,307	20.7
8. George Cafego, 1937-39	64	883	12	391	76	1,274	16.8
9. Hal Littleford, 1947-49	79	880	14	310	93	1,190	12.8
10. Bert Rechichar, 1949-51	55	808	8	195	63	1,003	15.9
11. Thomas Woods, 1986-89	60	656	16	344	76	1,000	11.8
12. Terry Fair, 1994-97	53	745	11	253	64	998	15.6
13. Mallon Faircloth, 1961-63	38	377	22	620	60	997	16.6
14. Gary Moore, 1977-79	0	0	41	996	41	996	24.3

Season Kick Returns

Name, Year	Punts		KO		Total		Avg.
	No.	Yds.	No.	Yds.	No.	Yds.	
1. Willie Gault, 1981	31	381	28	606	59	987	16.7
2. Dale Carter, 1990	29	381	17	507	46	888	19.3
3. Willie Gault, 1980	21	103	24	662	45	765	17.0
4. Dale Carter, 1991	24	141	27	623	51	764	15.0
5. Willie Gault, 1982	20	145	23	549	46	694	15.1
6. Bobby Majors, 1971	42	437	8	245	50	682	13.6
7. Corey Larkins, 2002	3	44	26	611	29	655	22.6
8. Carl Pickens, 1989	4	46	26	594	30	640	21.3
9. Leonard Scott, 2000	—	—	27	636	27	636	23.6
10. Anthony Morgan, 1988	—	—	24	580	24	580	24.2

Scoring

Individual Game

Points—24, Bob Lund vs. Vanderbilt 1945; Harold Payne vs. Washington & Lee 1951; Hubert Simpson vs. Notre Dame 1979; Tony Thompson vs. Vanderbilt 1990; James Stewart vs. Georgia 1994; Jamal Lewis vs. Kentucky 1997

Points by Kicking—17, Alan Duncan vs. Kentucky 1978 (5-6 FG, 2-2 PAT); Fuad Revez vs. Memphis State 1982 (5-5 FG, 2-2 PAT); Alex Walls vs. Wyoming 2002 (4-4 FG, 5-5 PAT)

Touchdowns—4, Bob Lund vs. Vanderbilt 1945; Harold Payne vs. Washington & Lee 1951; Hubert Simpson vs. Notre Dame 1979; Tony Thompson vs. Vanderbilt 1990; James Stewart vs. Georgia 1994; Jamal Lewis vs. Kentucky 1997

Point-After-Touchdowns Attempted—10, Alex Walls vs. La.-Monroe 2000

Point-After-Touchdowns Made—10, Alex Walls vs. La.-Monroe 2000

Percentage PATs Made—100.0, Alex Walls vs. La.-Monroe 2000 (10 of 10)

Two-Point Conversions Attempted—2, Six times. Most recent: Cedric Houston vs. Kentucky 2004

Two-Point Conversions Made—2, Kenny Jones vs. Alabama 1982; Thomas Woods vs. Alabama 1987

Longest Field Goals

Yds.	Name	Opponent	Year	Yds.	Name	Opponent	Year
60	Fuad Revez	Georgia Tech	1982	52	Carlos Revez	Wake Forest	1985
57	Jimmy Gaylor	Kentucky	1977	51	James Wilhoit	Florida	2006
55	Fuad Revez	Kentucky	1982	51	James Wilhoit	Georgia	2004
55	Alan Duncan	Georgia Tech	1980	51	James Wilhoit	Florida	2003
55	Carlos Revez	Georgia Tech	1985	51	Alex Walls	LSU (SEC Champ)	2001
54	Fuad Revez	Memphis State	1982	51	Alex Walls	South Carolina	1999
54	Karl Kremser	Alabama	1968	51	John Becksvoort	Louisiana Tech	1993
53	John Becksvoort	Arkansas	1992	51	Greg Burke	Alabama	1990
53	Jeff Hall	Oklahoma State	1995	51	Phil Reich	Auburn	1987
53	Carlos Revez	Texas-El Paso	1986	51	Carlos Revez	Georgia Tech	1985
53	Alan Duncan	Duke	1978	51	George Hunt	Mississippi State	1971
53	George Shuford	Alabama	1961	51	Fuad Revez	Memphis State	1981
53	Buck Hatcher	Sewanee	1920	50	James Wilhoit	Florida	2004
52	Fuad Revez	Mississippi	1982	50	Jeff Hall	Kentucky	1995
52	Fuad Revez	Memphis State	1982	50	John Becksvoort	Penn State (Citrus)	1994
52	Fuad Revez	Louisiana State	1982	50	Fuad Revez	Kentucky	1982
52	Fuad Revez	Iowa State	1982	50	George Hunt	Auburn	1971
52	Fuad Revez	Maryland (Sun)	1984				

Longest Field Goals

Yds.	Name	Opponent	Year
52	Carlos Revez	Wake Forest	1985
51	James Wilhoit	Florida	2006
51	James Wilhoit	Georgia	2004
51	James Wilhoit	Florida	2003
51	Alex Walls	LSU (SEC Champ)	2001
51	Alex Walls	South Carolina	1999
51	John Becksvoort	Louisiana Tech	1993
51	Greg Burke	Alabama	1990
51	Phil Reich	Auburn	1987
51	Carlos Revez	Georgia Tech	1985
51	George Hunt	Mississippi State	1971
51	Fuad Revez	Memphis State	1981
50	James Wilhoit	Florida	2004
50	Jeff Hall	Kentucky	1995
50	John Becksvoort	Penn State (Citrus)	1994
50	Fuad Revez	Kentucky	1982
50	George Hunt	Auburn	1971

SCORING **T**



Jeff Hall

Year-By-Year Leaders

Year	Name	TDs	FGs	PAT	Total
1950	Andy Kozar	11	0	0	66
1951	Herky Payne	14	0	0	84
1952	Andy Kozar	7	0	0	42
1953	Jimmy Wade	12	0	0	72
1954	Tom Tracy	4	0	7	31
1955	Johnny Majors	6	0	0	36
1956	Tommy Bronson	8	0	0	48
1957	Bobby Gordon	9	0	0	54
1958	Bill Majors, Carl Smith	2	0	0	12
	Murray Armstrong				
1959	Gene Etter	4	0	3	27
1960	Glenn Glass	8	0	0	48
1961	Mallon Faircloth	6	0	0	36
1962	George Shuford	0	3	16	25
1963	Hal Wantland, Stan Mitchell	4	0	0	24
	Mallon Faircloth				
1964	Hal Wantland	5	0	1	32
1965	David Leake	1	4	21	39
1966	Austin Denney	7	0	0	42
1967	Walter Chadwick	11	0	0	66
1968	Karl Kremser	0	6	28	46
1969	George Hunt	0	10	35	65
1970	George Hunt	0	10	42	72
1971	George Hunt	0	12	30	66
1972	Haskel Stanback	13	0	0	78
1973	Ricky Townsend	0	11	27	60
1974	Stanley Morgan	14	0	0	84
1975	Stanley Morgan	10	0	0	60
1976	Stanley Morgan	11	0	1	68
1977	Kelsey Finch	9	0	1	56
1978	Alan Duncan	0	13	26	65
1979	Alan Duncan	0	10	33	63
1980	Alan Duncan	0	8	28	52
1981	Fuad Reveiz	0	7	25	46
1982	Fuad Reveiz	0	27	20	101
1983	Fuad Reveiz	0	17	27	78
1984	Fuad Reveiz	0	20	29	89
1985	Carlos Reveiz	0	24	30	102
1986	William Howard	14	0	1	86
1987	Reggie Cobb	20	0	0	120
1988	Thomas Woods	6	0	0	36
	Chip McCallum	0	7	15	36
1989	Greg Burke	0	13	36	75
1990	Greg Burke	0	19	50	107
1991	John Becksvoort	0	15	28	73
1992	John Becksvoort	0	16	35	83
1993	John Becksvoort	0	12	59	95
1994	James Stewart	14	0	0	84
1995	Jeff Hall	0	16	47	95
1996	Jeff Hall	0	10	47	77
1997	Jeff Hall	0	16	47	95
1998	Jeff Hall	0	19	47	104
1999	Alex Walls	0	8	35	59
2000	Alex Walls	0	18	39	93
2001	Alex Walls	0	15	39	84
2002	Jabari Davis	10	0	0	60
2003	James Wilhoit	0	17	41	92
2004	James Wilhoit	0	10	44	74
2005	James Wilhoit	0	14	21	63
2006	James Wilhoit	0	18	42	96

Career Points

1. Jeff Hall, PK (1995-98), Winchester

Year	TD	PAT	FG	PTS
1995	0	47	16	95
1996	0	47	10	77
1997	0	47	16	95
1998	0	47	19	104
TOTALS	0	188	61	371

Others

Rank	Name	Year	TD	PAT	FG	Pts.
2.	James Wilhoit	2003-06	0	148	59	325
3.	John Becksvoort	1991-94	0	161	52	317
4.	Fuad Reveiz	1981-84	0	101	71	314
5.	Alex Walls	1999-2002	0	133	53	292
6.	Gene McEver	1928-31	44	12	0	276
7.	Stanley Morgan	1973-76	39	1	0	236
8.	James Stewart	1991-94	39	0	0	234
9.	George Hunt	1969-71	0	107	32	203
10.	Beattie Feathers	1931-33	33	0	0	198

Season Points

Name	Year	TD	PAT	FG	PTS
1. Gene McEver	1929	21	4-4	0-0	+130
2. Reggie Cobb	1987	20	0-0	0	*120
3. Greg Burke	1990	0	50-50	19-29	107
4. Jeff Hall	1998	0	47-47	19-24	*104
5. Carlos Reveiz	1985	0	30-30	24-28	‡102
6. Fuad Reveiz	1982	0	20-20	27-31	101
7. Tony Thompson	1990	16	0-0	0-0	96
8. Jeff Hall	1997	0	47-49	16-22	95
John Becksvoort	1993	0	59-59	12-13	*95
Jeff Hall	1995	0	47-49	16-25	95

*SEC Scoring Champion

‡Tied for SEC Scoring Champion

+NCAA Champion

Game Points

By Touchdown

No.	Name	Opponent, Year (Scoring)
24	Bob Lund	Vanderbilt, 1945 (4 TD)
24	Herky Payne	Washington & Lee, 1951 (4 TD)
24	Hubert Simpson	Notre Dame, 1979 (4 TD)
24	Tony Thompson	Vanderbilt, 1990 (4 TD)
24	James Stewart	Georgia, 1994 (4 TD)
24	Jamal Lewis	Kentucky, 1997 (4 TD)

By Kicking

17	Alan Duncan	Kentucky, 1978 (5 FG, 2PAT)
17	Fuad Reveiz	Memphis, 1982 (5 FG, 2PAT)
17	Alex Walls	Wyoming 2002, (4 FG, 5PAT)

Scoring (continued)

Blocked Extra Point Return—1, Floyd Miley vs. Mississippi 1990 (97 yards)

Field Goals Attempted—6, Alan Duncan vs. Kentucky 1978

Longest Field Goal Attempted—63, Fuad Reveiz vs. Washington State 1984

Field Goals Made—5, Alan Duncan vs. Kentucky 1978; Fuad Reveiz vs. Memphis State and Kentucky 1982; Alex Walls vs. Florida 2000

Longest Field Goal Made—60, Fuad Reveiz vs. Georgia Tech 1982

Individual Season

Points—+130, Gene McEver 1929

Points by kicking—107, Greg Burke 1990

Touchdowns—+21, Gene McEver 1929

Point-After-Touchdowns Attempted—59, John Becksvoort 1993

Point-After-Touchdowns Made—59, John Becksvoort 1993

Percentage PATs Made (Min. 35 atts.)—100.0, John Becksvoort 1993 (59 of 59); Greg Burke 1990 (50 of 50); James Wilhoit 2003 (41 of 41); John Becksvoort 1994 (39 of 39); Alex Walls 2000 and 2001 (both 39 of 39); Greg Burke 1989 (36 of 36); John Becksvoort 1992 (35 of 35)

Two-Point Conversions Attempted—3, Hal Wantland 1964; Condredge Holloway 1973 and 1974

Two-Point Conversions Made—2, Bobby Morton 1962; Condredge Holloway 1973; Larry Seivers 1974; Tommy West 1974; Mike Gayles 1975; Kenny Jones 1982; Thomas Woods 1987; Alvin Harper 1987

Field Goals Attempted—31, Fuad Reveiz 1982

Field Goals Made—27, Fuad Reveiz 1982

Field-Goal Percentage—(Min. 10 atts.) 92.0, John Becksvoort 1993 (12 of 13); (Min. 20 atts.) 90.0, Alex Walls 2000 (18 of 20); (Min. 30 atts.) 87.1, Fuad Reveiz 1982 (27 of 31)

Consecutive Field Goals Made—18, Fuad Reveiz 1984

Consecutive Field Goals Made—18, Fuad Reveiz 1984

Consecutive Field Goals Made—18, Fuad Reveiz 1984

Consecutive Field Goals Made—18, Fuad Reveiz 1984

Consecutive Field Goals Made—18, Fuad Reveiz 1984

Consecutive Field Goals Made—18, Fuad Reveiz 1984

Consecutive Field Goals Made—18, Fuad Reveiz 1984

Consecutive Field Goals Made—18, Fuad Reveiz 1984

Consecutive Field Goals Made—18, Fuad Reveiz 1984

Consecutive Field Goals Made—18, Fuad Reveiz 1984

Consecutive Field Goals Made—18, Fuad Reveiz 1984

Consecutive Field Goals Made—18, Fuad Reveiz 1984

Consecutive Field Goals Made—18, Fuad Reveiz 1984

Consecutive Field Goals Made—18, Fuad Reveiz 1984

Consecutive Field Goals Made—18, Fuad Reveiz 1984

Consecutive Field Goals Made—18, Fuad Reveiz 1984

Consecutive Field Goals Made—18, Fuad Reveiz 1984

Consecutive Field Goals Made—18, Fuad Reveiz 1984

Consecutive Field Goals Made—18, Fuad Reveiz 1984

Consecutive Field Goals Made—18, Fuad Reveiz 1984

Consecutive Field Goals Made—18, Fuad Reveiz 1984

Consecutive Field Goals Made—18, Fuad Reveiz 1984

Consecutive Field Goals Made—18, Fuad Reveiz 1984

Consecutive Field Goals Made—18, Fuad Reveiz 1984

OUTLOOK

FOOTBALL STAFF

THE VOIS

OPPONENTS / REVIEW

HONORS

RECORDS

VOLMANAC



ALL-PURPOSE YARDS

All-Purpose Yards

Individual Game

Plays—44, Arian Foster vs. Vanderbilt 2005
Yards—294, Chuck Webb vs. Mississippi 1989

Individual Season

Plays—310, Travis Stephens 2001
Yards—1,721, Reggie Cobb 1987

Individual Career

Plays—585, James Stewart 1991-94
Yards—4,642, Stanley Morgan 1973-76

Versatile Stanley Morgan (1973-76) heads the list of career all-purpose yardage leaders with 4,642 yards. Morgan is the only Vol to amass over 1,000 yards receiving and rushing in his career.



Game Yards

Name (Opp. Year)	Plays	Rush	Rec	KOR	PR	IR	Total
1. Chuck Webb (Mississippi 89)	35	294	—	—	—	—	294
2. Willie Gault (Auburn 82)	16	5	174	23	23	—	273
3. Willie Gault (Vanderbilt 81)	6	—	217	—	51	—	268
Arian Foster (Vanderbilt 2005)	44	223	45	—	—	—	268
5. Stanley Morgan (Hawaii 75)	17	201	—	—	63	—	264
6. Kelley Washington (LSU 2001)	11	—	256	—	—	—	256
7. Tony Thompson (Miss. State 90)	23	248	5	—	—	—	253
8. Chuck Webb (Arkansas 90*)	35	250	—	—	—	—	250
9. Johnnie Jones (Vanderbilt 83)	30	248	—	—	—	—	248
10. Jamal Lewis (Georgia 97)	25	232	15	—	—	—	247
11. Reggie Cobb (Auburn 89)	23	225	18	—	—	—	243
Johnnie Jones (Rutgers 83)	42	234	9	—	—	—	243
13. Peerless Price (Florida State 98*)	6	—	199	43	—	—	242
14. Travis Stephens (Florida 2001)	21	226	11	—	—	—	237
15. Tony Thompson (Vanderbilt 90)	31	236	—	—	—	—	236

* Bowl game.

Year-By-Year Leaders

Year	Player	Plays	Rush	Rec	KOR	PR	IR	Total
1950	Bert Rechichar	59	126	205	40	349	95	815
1951	Hank Lauricella	117	881	—	116	—	—	997
1952	Andy Kozar	122	660	—	—	—	—	660
1953	Jimmy Wade	183	675	—	159	235	59	1,128
1954	Tom Tracy	124	794	9	99	—	—	902
1955	Johnny Majors	209	657	—	128	234	—	1,019
1956	Johnny Majors	124	549	—	135	86	—	770
1957	Bobby Gordon	198	526	—	271	231	12	1,040
1958	Bill Majors	173	294	—	252	108	—	654
1959	Bill Majors	133	232	—	135	175	62	604
1960	Glenn Glass	102	225	—	61	81	—	620
1961	Mallon Faircloth	135	475	—	142	50	—	667
1962	Mallon Faircloth	169	376	—	230	191	59	856
1963	Mallon Faircloth	156	652	—	248	136	—	1,036
1964	Hal Wantland	137	222	284	224	33	—	763
1965	Walter Chadwick	120	470	92	228	—	—	790
1966	Johnny Mills	48	—	725	—	—	—	725
1967	Walter Chadwick	158	645	178	22	—	—	845
1968	Richard Pickens	145	736	96	19	—	—	851
1969	Curt Watson	150	807	28	—	—	—	835
1970	Curt Watson	196	791	54	—	—	—	845
1971	Curt Watson	199	766	30	17	—	—	813
1972	Haskel Stanback	201	890	57	109	—	—	1,056
1973	Stanley Morgan	38	32	511	309	—	—	852
1974	Stanley Morgan	180	723	234	375	255	—	1,587
1975	Stanley Morgan	159	809	13	63	284	—	1,169
1976	Stanley Morgan	135	388	317	136	193	—	1,034
1977	Kelsey Finch	162	770	76	34	—	—	880
1978	Hubert Simpson	117	524	102	13	—	—	639
1979	Hubert Simpson	168	792	75	—	—	—	867
1980	Willie Gault	61	20	240	662	103	—	1,025
1981	Willie Gault	84	16	479	606	381	—	1,482
1982	Willie Gault	95	4	668	549	145	—	1,366
1983	Johnnie Jones	197	1,116	67	—	—	—	1,183
1984	Johnnie Jones	242	1,290	86	—	—	—	1,376
1985	Tim McGee	59	—	947	17	18	—	982
1986	Anthony Miller	72	64	667	522	—	—	1,253
1987	Reggie Cobb	266	1,197	198	326	—	—	1,721
1988	Anthony Morgan	38	20	138	580	—	—	738
1989	Chuck Webb	209	1,236	—	—	—	—	1,236
1990	Tony Thompson	224	1,261	66	—	—	—	1,327
1991	James Stewart	208	939	106	—	—	—	1,045
1992	Charlie Garner	159	928	25	—	—	—	953
1993	Charlie Garner	177	1,161	81	139	—	—	1,381
1994	James Stewart	187	1,028	147	—	—	—	1,175
1995	Jay Graham	292	1,438	160	—	—	—	1,598
1996	Joey Kent	69	3	1,080	—	—	—	1,083
1997	Jamal Lewis	255	1,364	275	—	—	—	1,639
1998	Peerless Price	79	25	920	389	-3	—	1,331
1999	Jamal Lewis	192	816	193	—	—	—	1,009
2000	Travis Henry	266	1,314	65	—	—	—	1,379
2001	Travis Stephens	310	1,464	169	—	—	—	1,633
2002	Cedric Houston	153	779	55	—	—	—	834
2003	Mark Jones	65	65	556	—	303	51	975
2004	Gerald Riggs Jr.	206	1,107	37	92	—	—	1,236
2005	Arian Foster	199	879	148	37	—	—	1,064
2006	Robert Meachem	77	3	1,298	12	16	—	1,329

Career Yards

1. Stanley Morgan, WR/TB (1973-76), Easley, S.C.

Year	Plays	Rush	Rec	KOR	PR	IR	Total
1973	38	32	511	309	—	—	852
1974	180	723	234	375	255	—	1,587
1975	159	809	13	63	284	—	1,169
1976	135	388	317	136	193	—	1,034
TOTALS	512	1,952	1,075	883	732	—	4,642

Others

	Plays	Rush	Rec	KOR	PR	IR	Total
2. Willie Gault, 1979-82	252	40	1,482	1,854	659	—	4,035
3. James Stewart, 1991-94	585	2,890	463	—	—	—	3,353
4. Travis Henry, 1997-2000	577	3,078	98	—	—	—	3,176
5. Jamal Lewis, 1997-99	526	2,677	484	—	—	—	3,161
6. Johnnie Jones, 1981-84	543	2,852	220	—	—	—	3,072
7. Reggie Cobb, 1987-89	494	2,360	360	326	—	—	3,046
8. Cedric Houston, 2001-04	540	2,634	369	—	—	—	3,003
9. Peerless Price, 1995-98	177	127	2,289	480	4	—	2,900
10. George Cafego, 1937-39	335	1,589	—	391	883	—	2,863
11. Carl Pickens, 1989-91	161	11	1,875	777	135	50	2,848
12. Jay Graham, 1993-96	540	2,609	233	—	—	—	2,842
13. Joey Kent, 1993-96	185	-6	2,814	—	—	—	2,808
14. Thomas Woods, 1986-89	200	—	1,617	344	656	—	2,617
15. Mallon Faircloth, 1961-63	460	1,503	—	620	377	59	2,559

Season Yards

Name, Year	Plays	Rush	Rec	KOR	PR	IR	Total
1. Reggie Cobb, 1987	266	1,197	198	326	—	—	1,721
2. Jamal Lewis, 1997	255	1,364	275	—	—	—	1,639
3. Travis Stephens, 2001	310	1,464	169	—	—	—	1,633
4. Jay Graham, 1995	292	1,438	160	—	—	—	1,598
5. Stanley Morgan, 1974	180	723	234	375	255	—	1,587
6. Willie Gault, 1981	84	16	479	606	381	—	1,482
7. Charlie Garner, 1993	177	1,161	81	139	—	—	1,381
8. Travis Henry, 2000	266	1,314	65	—	—	—	1,379
9. Johnnie Jones, 1984	242	1,290	86	—	—	—	1,376
10. Willie Gault, 1982	95	4	668	549	145	—	1,366

PUNTING

Longest Punts

Distance	Name	Opponent	Year
100	*A.H. Douglas	Clemson	1902
81	Kent Elmore	Vanderbilt	1988
79	Ed Palmer	Alabama	1934
79	Johnny Butler	Alabama	1940
78	Chris Hogue	Nebraska (Orange)	1997
78	Neil Clabo	Kentucky	1973
76	Beattie Feathers	Florida	1933
76	Hank Lauricella	Alabama	1951
75	Hank Lauricella	Mississippi	1950
74	Joey Chapman	Pacific	1990
74	Bill Majors	Auburn	1958
74	Bobby Gordon	Vanderbilt	1956

*Field was 110 yards long.

Year-By-Year Leaders

Year	Name	No.	Yds.	Avg.
1950	Hank Lauricella	63	2,292	36.4
1951	Hank Lauricella	43	1,494	34.7
1952	Pat Shires	54	1,911	35.4
1953	Jimmy Wade	36	1,115	30.9
1954	Bobby Brengle	30	1,275	42.5
1955	Johnny Majors	39	1,511	38.7
1956	Johnny Majors	26	1,119	43.0
1957	Bobby Gordon	40	1,707	42.7
1958	Bill Majors	49	1,739	35.5
1959	Gene Etter	38	1,592	41.9
1960	Bill Majors	30	1,166	38.9
1961	George Canale	32	1,195	37.3
1962	George Canale	53	2,218	41.8
1963	Jackie Cotton	29	995	34.3
1964	Ron Widby	74	3,042	41.1
1965	Jackie Cotton	43	1,526	35.5
1966	Ron Widby	38	2,104	+43.8
1967	Herman Weaver	54	2,080	38.5
1968	Herman Weaver	74	2,986	40.4
1969	Herman Weaver	53	2,197	41.2
1970	Bobby Majors	61	2,230	36.3
1971	Bobby Majors	67	2,549	38.0
1972	Neil Clabo	59	2,272	38.5
1973	Neil Clabo	56	2,439	43.6
1974	Neil Clabo	64	2,757	43.1
1975	Craig Colquitt	79	3,183	40.3
1976	Craig Colquitt	59	2,510	42.3
1977	Craig Colquitt	66	2,969	45.0
1978	Dale Schneitman	57	2,296	40.3
1979	John Warren	52	2,106	40.5
1980	John Warren	58	2,327	40.1
1981	Jimmy Colquitt	58	2,543	43.8
1982	Jimmy Colquitt	46	2,156	46.9
1983	Jimmy Colquitt	58	2,437	42.0
1984	Jimmy Colquitt	39	1,680	43.1
1985	Bob Garmon	53	2,074	39.1
1986	Bob Garmon	43	1,810	42.1
1987	Bob Garmon	35	1,440	41.1
1988	Kent Elmore	41	1,818	44.3
1989	Kent Elmore	43	1,727	40.2
1990	Joey Chapman	45	1,885	41.9
1991	Tom Hutton	32	1,341	41.9
1992	Tom Hutton	64	2,632	41.4
1993	Tom Hutton	40	1,584	39.2
1994	Tom Hutton	44	1,772	40.3
1995	Larry Binion	42	1,509	35.9
1996	Larry Binion	49	1,961	40.0
1997	Chris Hogue	42	1,665	39.4
1998	David Leaverton	56	2,178	38.9
1999	David Leaverton	57	2,427	42.6
2000	David Leaverton	59	2,415	40.9
2001	Dustin Colquitt	51	2,020	39.6
2002	Dustin Colquitt	65	2,833	43.6
2003	Dustin Colquitt	68	3,081	45.3
2004	Dustin Colquitt	56	2,282	40.8
2005	Britton Colquitt	59	2,431	41.2
2006	Britton Colquitt	46	2,066	44.9

+NCAA statistical champion.

Career Punting

1. Jimmy Colquitt, P (1981-84), Knoxville

	No.	Yds.	Avg.
1981	58	2,543	43.8
1982	46	2,156	46.9
1983	58	2,437	42.0
1984	39	1,680	43.1
TOTALS	201	8,816	43.9

Others	No.	Yds.	Avg.
2. Britton Colquitt, 2005-Present	105	4,497	42.8
3. Dustin Colquitt, 2001-04	240	10,216	42.6
4. Craig Colquitt, 1975-77	204	8,662	42.5
5. Ron Widby, 1964-66	142	6,002	42.3
6. Kent Elmore, 1986-88	86	3,631	42.2
7. Neil Clabo, 1972-74	179	7,468	41.7
8. Tom Hutton, 1991-94	180	7,329	40.7
9. David Leaverton, 1997-2000	180	7,313	40.6
10. Bob Garmon, 1984-87	133	5,398	40.6
11. George Canale, 1960-62	111	4,497	40.5
12. Herman Weaver, 1967-69	181	7,263	40.1

Season Punting

(Min. 40 punts)

Name, Year	No.	Yds.	Avg.
1. Jimmy Colquitt, 1982	46	2,156	46.9
2. Dustin Colquitt, 2003	68	3,081	45.3
3. Craig Colquitt, 1977	66	2,969	45.0
4. Britton Colquitt, 2006	46	2,066	44.9
5. Kent Elmore, 1988	41	1,818	44.3
6. Jimmy Colquitt, 1981	58	2,543	43.8
7. Ron Widby, 1966	48	2,104	+43.8
8. Dustin Colquitt, 2002	65	2,833	43.6
9. Neil Clabo, 1973	56	2,439	43.6
10. Neil Clabo, 1974	64	2,757	43.1

+ NCAA statistical champion

Game Punts

No.	Name	Opponent	Year
14	Craig Colquitt	Kentucky	1976
13	Herman Weaver	Georgia	1968
12	Hal Littleford	North Carolina	1948
11	Neil Clabo	Auburn	1973
11	Neil Clabo	Auburn	1974
11	Jimmy Colquitt	Kentucky	1983

Game Punting Average

(Min. 5 punts)

Avg.	Name	Opponent	Year
53.0	Jimmy Colquitt	Auburn	1983
53.0	Jimmy Colquitt	Louisiana State	1982
52.3	Chris Hogue	Nebraska (Orange)	1997
52.0	Craig Colquitt	Oregon State	1977
51.7	Dustin Colquitt	South Carolina	2003
51.6	Tom Hutton	UCLA	1991
51.0	Jimmy Colquitt	Georgia Tech	1981

Punting

Individual Game

Punts—14, Craig Colquitt vs. Kentucky 1976
Average (Min. 5)—53.0, Jimmy Colquitt vs. LSU 1982 and Auburn 1983 (both 5 punts for 265 yards)
Longest Punt—100, A. H. Douglas vs. Clemson 1902
Longest Punt (Modern)—81, Kent Elmore vs. Vanderbilt 1988

Individual Season

Punts—79, Craig Colquitt 1975
Yards—3,183, Craig Colquitt 1975
Average (Min. 25)—46.9, Jimmy Colquitt 1982 (45 for 2,110 yards)

Individual Career

Punts—240, Dustin Colquitt 2001-04
Yards—10,216, Dustin Colquitt 2001-04
Average (Min. 75 Punts)—43.9, Jimmy Colquitt 1981-84 (201 for 8,816 yards)



Jimmy Colquitt is UT's leader in career punting average, season punting average and game punting average. His uncle (Craig) and two cousins (Britton and Dustin) are directly behind him in career and season punting average.

OUTLOOK

FOOTBALL STAFF

THE VOIS

OPPONENTS / REVIEW

HONORS

RECORDS

VOLMANAC



DEFENSIVE TOTALS

Defensive Totals

Individual Game

Total Hits—28, Tom Fisher vs. Auburn 1964 (21 tackles, 7 assists)

Primary Tackles—21, Tom Fisher vs. Auburn 1964

Assists—13, Lavoisier Fisher vs. Auburn 1984

Sacks—4, Reggie White vs. Citadel 1983

Fumbles Forced—3, Al Wilson vs. Florida 1998

Fumbles Recovered—2, by 12 players, most recent Eric Westmoreland vs. Wyoming 1999

Individual Season

Total Hits—194, Andy Spiva 1976 (134 tackles, 60 assists)

Primary Tackles—134, Andy Spiva 1976

Assists—90, Jamie Rotella 1972

Tackles for Loss—25, Leonard Little 1995 (14 TFLs, 11 sacks)

Tackles for Loss (Excluding Sacks)—14, Leonard Little 1995

Sacks—15, Reggie White 1983

Quarterback Pressures (from 1995)—21, Steve White 1995; Parys Haralson 2004

Fumbles Forced—7, Andy Spiva 1975

Fumbles Recovered—5, Greg Gaines 1980

Individual Career

Total Hits—547, Andy Spiva 1973-76 (354 tackles, 193 assists)

Primary Tackles—354, Andy Spiva 1973-76

Assists—193, Andy Spiva 1973-76

Tackles for Loss—53, Leonard Little 1995-97 (25 TFLs, 28 sacks)


Tackles for Loss (Excluding Sacks)—34, Eric Westmoreland 1996, 1998-2000

Sacks—32, Reggie White 1980-83

Quarterback Pressures (from 1995)—49, Will Overstreet 1998-2001

Fumbles Forced—14, Andy Spiva 1973-76

Fumbles Recovered—8, Conrad Graham 1970-72; Scott Galyon 1992-95



Andy Spiva is UT's career leader in total tackles with 547. He also has the most forced fumbles in a career with 14.

Game Records

Primary Tackles

1. Tom Fisher vs. Auburn, 1964	21
2. Keith DeLong vs. Alabama, 1988	19
Greg Jones vs. Vanderbilt, 1977	19
4. Darryl Hardy vs. Alabama, 1989	18
5. Kelly Ziegler vs. Boston College, 1987	17
Greg Jones vs. Alabama, 1976	17
7. Lemont Holt Jeffers vs. Alabama, 1981	16

Tackle Assists

1. Lavoisier Fisher vs. Auburn, 1984	13
Carl Zander vs. Pittsburgh, 1983	13
Alvin Toles vs. Mississippi, 1983	13
Danny Jenkins vs. California, 1977	13
5. Mike Cofer vs. Georgia, 1981	12

Total Hits

1. Tom Fisher vs. Auburn, 1964	28
2. Greg Jones vs. Vanderbilt, 1977	25
Greg Jones vs. Alabama, 1976	25
Andy Spiva vs. Vanderbilt, 1975	25
5. Kelly Ziegler vs. Boston College, 1987	24
Lemont Holt Jeffers vs. Auburn, 1981	24
Andy Spiva vs. Kentucky, 1976	24
8. Keith DeLong vs. Alabama, 1988	23
9. Andy Spiva vs. Florida, 1976	22
Ray Nettles vs. Alabama, 1971	22

Quarterback Sacks

1. Reggie White vs. Citadel, 1983	4
2. Jerod Mayo vs. California 2006, 3; Kevin Simon vs. Marshall 2003, 3; Eric Westmoreland vs. Kentucky 2000, 3; John Henderson vs. Kentucky 1999, 3; Shaun Ellis vs. Wyoming 1999, 3; Darwin Walker vs. Wyoming 1999, 3; Corey Terry vs. Syracuse 1998, 3; Leonard Little vs. Mississippi 1996, 3; Leonard Little vs. South Carolina 1996, 3; Shane Bonham vs. Arkansas 1992, 3; Chuck Smith vs. Louisville 1991, 3; Mark Hovanic vs. Florida 1985, 3; Dennis Wolfe vs. Texas Christian 1976, 3; David Page vs. Clemson 1974, 3.	

Caused Fumbles

1. Al Wilson vs. Florida, 1998	3
2. (2) Held by eight, last set by Parys Haralson vs. Kentucky, 2005.	

Others: Carlton Peoples vs. Duke, 1982; Charles Benton vs. Memphis State, 1984; Darrin Miller vs. Alabama, 1985; Armandos Fisher vs. South Carolina, 1993; Leonard Little vs. Mississippi, 1996; Billy Ratliff vs. Alabama, 1997; Brandon Johnson vs. UNLV, 2004.

Recovered Fumbles

2: Held by 12, last set by Eric Westmoreland vs. Wyoming, 1999.	
---	--

Others: Jackie Walker vs. Kentucky, 1971; Nick Carmichael vs. Kentucky, 1973; Eddy Powers vs. Mississippi, 1975; Randy Verner vs. Utah, 1975; Greg Jones vs. Memphis State, 1976; Greg Gaines vs. Virginia, 1980; Reggie McKenzie vs. Memphis State, 1984; Jason Parker vs. Kentucky, 1992; John Emery vs. South Carolina, 1993; Jason Parker vs. Georgia, 1993; Raynoch Thompson vs. Florida, 1998.

Season Records

Primary Tackles

1. Andy Spiva, 1976	134
2. Tom Fisher, 1964	118
3. Keith DeLong, 1988	117
4. Russ Williams, 1975	114
5. Steve Poole, 1974	111
6. Greg Jones, 1976	110
7. Ray Nettles, 1971	108
Andy Spiva, 1974	108
9. Art Reynolds, 1973	105
10. Jim Noonan, 1977	104
11. Carl Zander, 1984	102
12. Jamie Rotella, 1972	100
Andy Spiva, 1975	100

Tackle Assists

1. Jamie Rotella, 1972	90
2. Carl Johnson, 1972	76
3. Steve Poole, 1974	71
4. Bobby Majors, 1971	70
5. David Campbell, 1973	67
6. Ray Nettles, 1971	66
John Wagster, 1971	66
8. Andy Spiva, 1975	65
Carl Zander, 1984	65

Total Hits

1. Andy Spiva, 1976	194
2. Jamie Rotella, 1972	190
3. Steve Poole, 1974	182
4. Ray Nettles, 1971	174
5. Carl Zander, 1984	167
6. Andy Spiva, 1975	165
Tom Fisher, 1964	165
8. Russ Williams, 1975	163
Andy Spiva, 1974	163
10. Keith DeLong, 1988	159

Total Tackles for Loss

1. Leonard Little, 1995	(11 sacks, 14 TFL)	25
2. Reggie White, 1983	(15 sacks, 9 TFL)	24
3. Todd Kelly, 1992	(11 sacks, 10 TFL)	21
John Henderson, 2000	(12 sacks, 9 TFL)	21
5. Shaun Ellis, 1999	(8.5 sacks, 11 TFL)	19.5
6. Jesse Mahelona, 2004	(5 sacks, 13.5 TFL)	18.5
7. Anthony Sessions, 2000	(9.5 sacks, 8 TFL)	17.5
8. Steve White, 1995	(9 sacks, 7 TFL)	16
9. James Wilson, 1993	(7.5 sacks, 8 TFL)	15.5

Quarterback Sacks

1. Reggie White, 1983	15
2. Jonathan Brown, 1997	13.5
3. John Henderson, 2000	12
4. Todd Kelly, 1992	11
Leonard Little, 1995	11
6. Ronnie McCartney, 1975	10

Tackles for Loss (Sacks not included)

1. Leonard Little, 1995	14
2. Jesse Mahelona, 2004	13.5
3. Greg Jones, 1976	13
4. Marion Hobby, 1989	12
5. Eric Westmoreland, 1998	11
Shaun Ellis, 1999	11
Tyrone Hines, 1996	11
Andy Spiva, 1976	11

Quarterback Pressures (From 1995)

1. Parys Haralson, 2004	21
Steve White, 1995	21
3. Albert Haynesworth, 2001	20
4. Leonard Little, 1995	18
5. Shane Burton, 1995	17
Will Overstreet, 2000	17
Omari Hand, 2002	17



Caused Fumbles

1. Andy Spiva, 1975	7
2. Al Wilson, 1998	5
Corey Terry, 1998	5
Dale Jones, 1985	5
Danny Spradlin, 1980	5
Steve Davis, 1979	5

Recovered Fumbles

1. Greg Gaines, 1980	5
2. Held by eight, last set by Dwayne Goodrich 1996	4
Others:	
Conrad Graham 1970.	
Danny Jenkins 1977,	
Brian Ingram 1979,	
Earnest Fields 1990	
Jeremy Lincoln 1990	
DeRon Jenkins 1993	
Scott Galyon 1994	

Year-By-Year Tackle Leaders

		T	AT	TT
1970	Jackie Walker	82	42	124
1971	Ray Nettles	108	66	1
1972	Jamie Rotella	100	90	190
1973	Art Reynolds	105	50	155
1974	Steve Poole	111	71	182
1975	Andy Spiva	100	65	165
1976	Andy Spiva	134	60	194
1977	Jim Noonan	104	46	150
1978	Craig Puki	88	43	131
1979	Craig Puki	87	35	122
1980	Danny Spradlin	67	58	125
1981	Lemont Holt Jeffers	70	63	133
1982	Joe Cofer	62	45	107
1983	Alvin Toles	72	63	135
1984	Carl Zander	102	65	167
1985	Kelly Ziegler	83	18	101
1986	Kelly Ziegler	61	38	99
1987	Keith DeLong	87	38	125
1988	Keith DeLong	117	42	159
1989	Darryl Hardy	85	25	110
1990	Earnest Fields	93	47	140
1991	Earnest Fields	74	42	116
1992	Reggie Ingram	59	26	85
	Ben Talley	53	32	85
1993	Ben Talley	56	31	87
1994	Scott Galyon	67	26	93
1995	Scott Galyon	62	29	91
1996	Tyrone Hines	78	32	110
1997	Leonard Little	59	28	87
1998	Raynoch Thompson	62	27	89
1999	Raynoch Thompson	51	36	87
2000	Eric Westmoreland	56	27	83
2001	Eddie Moore	58	23	81
2002	Keyon Whiteside	79	40	119
2003	Kevin Simon	79	36	115
2004	Jason Allen	88	35	123
2005	Kevin Simon	40	48	88
2006	Marvin Mitchell	77	27	104

**T-Primary Tackle; AT-Assisted Tackle;
TT-Total Tackles**

Career Totals Hits (From 1970)

1. Andy Spiva, LB (1973-76), Chamblee, Ga.

	T	AT	TT
1973	12	13	25
1974	108	55	163
1975	100	65	165
1976	134	60	194
TOTALS	354	193	547

2. Jamie Rotella, LB (1970-72), Verona, N.J.

	T	AT	TT
1970	63	49	112
1971	69	42	111
1972	100	90	190
TOTALS	232	181	413

3. Earnest Fields, LB (1987-91), Milan

	T	AT	TT
1987	6	0	6
1988	54	26	80
1989	31	34	65
1990	93	47	140
1991	74	42	116
TOTALS	258	149	407

Others

4. Greg Jones, 1974-77	377
5. Craig Puki, 1975-79	358
6. Jim Noonan, 1976-80	355
7. Kelly Ziegler, 1983-87	353
8. Dale Jones, 1983-86	350
9. Steve Poole, 1973-75	349
10. Russ Williams, 1974-77	332
Carl Zander, 1981-84	332
12. Keith DeLong, 1985-88	330

Primary Tackles

1. Andy Spiva, 1973-76	354
2. Greg Jones, 1974-77	269
3. Earnest Fields, 1987-91	258
4. Kelly Ziegler, 1983-87	254
5. Jim Noonan, 1976-80	241
6. Craig Puki, 1975-79	239
7. Dale Jones, 1983-86	233
Keith DeLong, 1985-88	233
9. Jamie Rotella, 1970-72	232
10. Darryl Hardy, 1988-91	227

Tackle Assists

1. Andy Spiva, 1973-76	193
2. Jamie Rotella, 1970-72	181
3. Earnest Fields, 1987-91	149
4. Carl Zander, 1981-84	147
5. John Wagster, 1970-72	138
6. Steve Poole, 1973-75	131
7. Russ Williams, 1974-77	126
8. Ronnie McCartney, 1973-75	121
9. Lemont Holt Jeffers, 1978-81	120
10. Craig Puki, 1975-79	119

Total Tackles for Loss

1. Leonard Little, 1995-97 (28 sacks, 25 TFL)	53
2. Reggie White, 1980-83 (32 sacks, 19 TFL)	51
3. Eric Westmoreland, 1996, 98-2000 (6 sacks, 34 TFL)	40
4. Dale Jones, 1983-86 (15.5 sacks, 24 TFL)	39.5
5. John Henderson, 1998-2001 (205 sacks, 18 TFL)	38.5
6. Todd Kelly, 1989-92 (22.5 sacks, 14 TFL)	36.5

Quarterback Sacks

1. Reggie White, 1980-83	32
2. Leonard Little, 1995-97	28
3. Jonathan Brown, 1994-97	25
4. Todd Kelly, 1989-92	22.5
5. Parys Haralson, 2002-05	21
6. James Wilson, 1989-93 John Henderson, 1998-01	20.5
8. Steve White, 1992-95	20

Quarterback Pressures (From 1995)

1. Will Overstreet, 1998-2001	49
2. Parys Haralson, 2002-05	44
3. Leonard Little, 1995-97 Corey Terry, 1996-98	42
5. Darwin Walker, 1997-99 Shaun Ellis, 1997-99	33
7. Albert Haynesworth, 1999-01	31

Tackles for Loss


(Sacks not included)	
1. Eric Westmoreland, 1996, 98-2000	34
2. Al Wilson, 1995-98	27
3. Leonard Little, 1995-97	25
4. Ben Talley, 1991-94	24
5. Andy Spiva, 1973-76	23

Caused Fumbles

1. Andy Spiva, 1973-76	14
2. Dale Jones, 1983-86	11
3. Jim Noonan, 1976-80 Russ Williams, 1974-77 Shon Walker, 1988-91	10

Recovered Fumbles

1. Conrad Graham, 1970-72 Scott Galyon, 1992-95	8
3. Greg Jones, 1974-77	7
4. Chris Wampler, 1979-82 Brian Ingram, 1977-81 Greg Gaines, 1978-80 Bill Bates, 1979-82 Jeremy Lincoln, 1987-90 Earnest Fields, 1987-91 Jason Parker, 1992-96 Leonard Little, 1995-97 Dwayne Goodrich, 1996-99	6



Reggie White

OUTLOOK

FOOTBALL STAFF

THE VOIS

OPPONENTS / REVIEW

HONORS

RECORDS

VOLMANC



INTERCEPTIONS

Interceptions

Individual Game

Interceptions—3, Bob Lund vs. North Carolina 1948; J.W. Sherrill vs. Kentucky 1949; Albert Dorsey vs. Alabama 1967; Bill Young vs. Rice 1968; Tim Priest vs. Alabama 1970; Chris White vs. UCLA 1985; Preston Warren vs. Boston College 1988; Deon Grant vs. Auburn 1999

Yards—100, Ray Martin vs. Louisville 1953

Touchdowns—1, by several

Longest Return—100, Ray Martin vs. Louisville 1953

Longest In-Air Fumble Return—107, J. A. Caldwell vs. Sewanee 1905

Individual Season

Interceptions—10, Bobby Majors 1970

Yards—177, Bobby Majors 1970


Touchdowns—2, Bud Sherrod 1949; Jim Cartwright 1959; Jackie Walker 1970 and 1971; Preston Warren 1988

Individual Career

Interceptions—18, Tim Priest 1968-70

Yards—305, Mike Jones 1967-69; Tim Priest 1968-70

Touchdowns—*5, Jackie Walker 1969-71



Current Vol Network color commentator Tim Priest snared a UT record 18 interceptions during his career.

Longest Fumble Return for TD

Distance	Name	Opponent	Year
*107	John Caldwell	Sewanee	1905
96	Darrin Miller	Iowa	1987
87	Carl Johnson	Kentucky	1971
81	Julian Battle	Notre Dame	2001
76	Conrad Graham	Penn State	1971
75	Clarence McCollum	North Carolina	1908

*Field was 110 yards long.

Longest Blocked FG Return for TD

Distance	Name	Opponent	Year
95	James Elmore	Carson-Newman	1926
90	Tyrone Hines	South Carolina	1995
85	Floyd Miley	Notre Dame	1991

Season Records

Interceptions

Name, Year	No.	Yds.	TDs
1. Bobby Majors, 1970	10	177	0
2. Deon Grant, 1999	9	167	1
+Chris White, 1985	9	168	1
Tim Priest, 1970	9	174	0
Bill Young, 1968	9	53	0
J.W. Sherrill, 1949	9	55	0
7. Roland James, 1978	7	126	1
Conrad Graham, 1972	7	72	1
Tim Priest, 1969	7	116	1
Mike Jones, 1967	7	150	0
Bert Rechichar, 1950	7	95	1

+NCAA statistical champion

Return Yardage

Name, Year	Yds.
1. Bobby Majors, 1970	177
2. Tim Priest, 1970	174
3. Chris White, 1985	168
4. Deon Grant, 1999	167
5. Mike Jones, 1967	150

Career Interceptions

1. Tim Priest, DB (1968-70), Huntingdon

Year	No.	Yds.	TDs
1968	2	15	0
1969	7	116	1
1970	9	174	0
TOTALS	18	305	1

Others

	No.	Yds.	TDs
2. Mike Jones, 1967-69	16	305	1
3. Conrad Graham, 1970-72	15	293	3
Bill Young, 1966-69	15	158	1
5. Deon Grant, 1997-99	14	246	1
6. Bobby Majors, 1969-71	13	236	0
Charles Davis, 1983-86	13	194	1
DeRon Jenkins, 1992-95	13	51	0
9. Dwayne Goodrich, 1996-99	12	134	2
Terry Fair, 1994-97	12	119	0
11. Jackie Walker, 1969-71	11	281	5
Rashad Baker, 2000-03	11	109	0
13. J.W. Sherrill, 1948-50	10	177	0
Eddie Brown, 1971-73	10	244	1
Roland James, 1976-79	10	189	1
Jason Parker, 1992-96	10	132	0

Return Yardage

Name, Year	Yds.
1. Tim Priest, 1968-70	305
Mike Jones, 1967-69	305
3. Conrad Graham, 1970-72	293
4. Jackie Walker, 1969-71	281
5. Deon Grant, 1997-99	246

Longest Interception Returns

Yds	Name	Opponent	Year
100	Ray Martin	Louisville	1953
99	Morris Vowell	Sewanee	1916
96	Art Reynolds	Memphis State	1972
90	Shaun Ellis	Auburn	1998
90	Roland James	Mississippi	1978
84	Roger Urbano	Maryland	1956
83	Danny Jeffries	South Carolina	1971
79	Charles Vaughan	Vanderbilt	1933
78	Jabari Greer	Kansas St. (Cotton)	2000
76	John Bill Hudson	Kentucky	1962
75	Walter Slater	Boston College	1946
*74	Eddie Brown	Kansas	1973
72	Eddie Brown	South Carolina	1971
71	Gordon Turnage	Tulsa	1971
*71	Mike Jones	Kentucky	1967
70	Cotton Letner	Vanderbilt	1960
70	Elvin Butcher	Mississippi	1926
70	Bill Emory	Sewanee	1916

*Non-scoring play

Year-By-Year Leaders

Year	Name	No.	Per game*	Yds.
1950	Bert Rechichar	7	--	95
1951	Jimmy Wade	2	--	49
1952	Hugh Garner	2	--	43
1953	Bobby Brengle	2	--	64
1954	Pat Oleksiak	6	--	99
1955	Lon Herzbrun	3	--	36
1956	Bobby Urbano	2	--	92
1957	Bobby Gordon	2	--	12
1958	Ray Brann	2	--	40
1959	Jim Cartwright	4	--	118
1960	Bill Majors	2	--	78
1961	Mike Lucci	3	--	56
1962	Mallon Faircloth	5	--	59
1963	Hal Wantland	3	--	45
1964	Tom Fisher	3	--	35
1965	Bob Petrella	4	--	87
1966	Harold Stancell	3	--	33
1967	Mike Jones	7	--	150
1968	Bill Young	9	--	53
1969	Tim Priest	7	--	116
1970	Bobby Majors	10	0.91	177
1971	Conrad Graham	5	0.46	148
1972	Conrad Graham	7	0.64	72
1973	Eddie Brown	5	0.46	105
1974	Hank Walter	3	0.30	31
1975	Eddy Powers	4	0.40	43
1976	Thomas Rowsey	4	0.36	81
	Russ Williams	4	0.36	57
1977	Thomas Rowsey	3	0.33	31
1978	Roland James	7	0.70	126
1979	Danny Martin	5	0.45	39
1980	Danny Martin	2	0.18	26
	Greg Gaines	2	0.18	8
1981	Bill Bates	4	0.36	0
1982	Carlton Peoples	5	0.45	27
1983	Charles Davis	4	0.36	37
1984	Charles Davis	2	0.25	37
1985	Chris White	9	0.82	168+
1986	Charles Davis	4	0.40	97
1987	Kelly Ziegler	3	0.25	28
1988	Preston Warren	5	0.45	115
1989	Carl Pickens	4	0.36	50
1990	Dale Carter	5	0.42	106
1991	Dale Carter	4	0.36	37
1992	Jason Parker	4	0.36	55
1993	DeRon Jenkins	5	0.46	13
1994	Ronald Davis	2	0.28	0
1995	DeRon Jenkins	4	0.36	33
1996	Terry Fair	4	0.40	94
1997	Terry Fair	5	0.42	1
1998	Deon Grant	5	0.42	79
1999	Deon Grant	9+	0.82	167+
2000	Steven Marsh	2	0.18	17
2001	Rashad Baker	4	0.33	82
2002	Rashad Baker	3	0.45	0
2003	Gibril Wilson	3	0.30	1
2004	Corey Campbell	4	0.31	1
2005	Jonathan Hefney	3	0.27	63
2006	Jonathan Hefney	5	0.38	75

+NCAA statistical leader; *NCAA began compiling per-game averages in 1970.

TEAM OFFENSE



Team Offense Game

*(From 1944)***RUSHING**

Attempts—75, Kentucky 1980
 Yards—513, Washington & Lee 1951
 Yards per Attempt—10.7, Tennessee Tech 1951 (44 for 469 yards)
 Touchdowns—8, Washington & Lee 1951

PASSING

Attempts—65, Florida 1996
 Completions—37, Florida 1996; LSU 2000
 Consecutive Completions—*23, South Carolina 1998
 Interceptions—5, Duke 1949; Auburn 2004
 Completion Percentage—(Min. 10 atts.) *96.0, South Carolina 1998 (24 of 25); (Min. 40 atts.) 77.5, Georgia 1997 (31 of 40)
 Yards—545, Kentucky 1997
 Touchdowns—6, Texas Tech 1997

TOTAL OFFENSE

Plays (Rushing and Passing)—95, Mississippi State 1991
 Yards (Rushing and Passing)—695, Kentucky 1997
 Yards per Play—10.9, Kentucky 2000 (54 for 590 yards)

PUNTING

Punts—14, Alabama 1944; Georgia 1968; Kentucky 1976
 Yards—627, Georgia 1968
 Average (Min. 5)—53.0, Vanderbilt 1956; LSU 1982; Auburn 1983 (all 5 for 265 yards)

PUNT RETURNS

Returns—10, Tennessee Tech 1947
 Yards—192, Chattanooga 1951

KICKOFF RETURNS

Returns—9, Alabama 1987
 Yards—216, Alabama 2002 (7 returns)

SCORING (From 1937)

Points—70, La.-Monroe 2000
 Points, Quarter—35, Arkansas 2000
 Points, Half—49, La.-Monroe 2000
 Points by Kicking—17, Kentucky 1978 (5-6 FG, 2-2 PAT); Memphis St 1982 (5-5 FG, 2-2 PAT); Wyoming 2002 (4-4 FG, 5-5 PAT)
 Touchdowns—10, Tennessee Tech 1951; La.-Monroe 2000
 Point-After-Touchdowns Made—10, La.-Monroe 2000
 Two-Point Conversions Made—2, Clemson 1974; Alabama 1982; Alabama 1987; UCLA 1994; LSU 2000
 Field Goals Made—5, Kentucky 1978; Memphis State 1982; Kentucky 1982; Florida 2000

MISCELLANEOUS

First Downs—35, Georgia 1997
 First Downs, Rushing—24, Wofford 1952
 First Downs, Passing—21, Florida 1996; Southern Mississippi 1997
 Time of Possession—42:11, Kentucky 1980
 Penalties—15, Florida 1999
 Penalty Yards—155, Mississippi State 1954 (12 penalties)
 Fewest Penalties—0, Mississippi State 1990
 Fewest Penalty Yards—0, Mississippi State 1990
 Fumbles—8, Alabama 1949, Chattanooga 1949; Santa Barbara 1971; Mississippi 1975; Mississippi 1977; Kentucky 1981; Florida 2002
 Fumbles Lost—6, Alabama 1963; Santa Barbara 1971

Team Offense Season

*(From 1937)***RUSHING**

Attempts—593 in 1976
 Yards—3,068 in 1951
 Yards per Attempt—5.9 in 1993
 Touchdowns—40 in 1951
 Yards per Game—306.8 in 1951

PASSING

Attempts—492 in 1997
 Completions—296 in 1997
 Consecutive Completions—*24 in 1998
 Interceptions—20 in 1979
 Fewest Interceptions—4 in 1992 and 1995
 Completion Percentage—65.0 in 1993 (208 of 320)
 Yards—3,981 in 1997
 Touchdowns—37 in 1997
 Yards per Game—331.8 in 1997

TOTAL OFFENSE

Plays (Rushing and Passing)—896 in 2004
 Yards (Rushing and Passing)—5,794 in 1997
 Yards per Play—6.9 in 1993
 Yards per Game—482.8 in 1997

PUNTING

Punts—139 in 1937
 Punts per Game—*13.9 in 1937 (139 in 10 games)
 Average—45.1 in 1982

INTERCEPTIONS

Interceptions—36 in 1970
 Fewest Interceptions (Modern)—6 in 1957

PUNT RETURNS

Returns—68 in 1939 and 1940
 Yards—974 in 1940

KICKOFF RETURNS

Returns—47 in 1987
 Yards—1,023 in 1990

SCORING (From 1937)

Points—471 in 1993
 Points per Game—42.8 in 1993 (471 in 11 games)
 Touchdowns—62 in 1993
 Field Goals Made—27 in 1982
 Point-After-Touchdowns Made—59 in 1993
 Consecutive Point-After-Touchdowns Made—168 from Sept. 28, 1991, to Sept. 16, 1995)
 Two-Point Conversions Attempted—8 in 1974
 Two-Point Conversions Made—5 in 1974

MISCELLANEOUS

First Downs—300 in 1997
 First Downs, Rushing—150 in 1987
 First Downs, Passing—177 in 1997
 Penalties—95 in 2002
 Penalty Yards—884 in 2003
 Fumbles—50 in 1977
 Fumbles Lost—31 in 1971
 Fewest Fumbles—13 in 1990 and 2004
 Fewest Fumbles Lost—3 in 1990

INDIVIDUAL CAREER**MISCELLANEOUS**

Games Played—52, Dustin Colquitt 2001-04
 Games Started—51, Dustin Colquitt 2001-04 (Punter)
 Games Started (Position Player)—49, Scott Wells 2000-03 (50 games played)
 Consecutive Games Started—50, Jeff Hall 1995-98 (Placekicker)
 Consecutive Games Started (Position Player)—49, Scott Wells 2000-03
 Wins as Starting Quarterback—39, Peyton Manning 1994-97 (45 games)

Largest Margin Overcome to Win

GAME

25 -- Tennessee vs. Vanderbilt, Nov. 28, 1987 (trailed 28-3 in 2nd qtr., won 38-36)
 24 -- Tennessee at Notre Dame, Nov. 9, 1991 (trailed 31-7 in 2nd qtr., won 35-34)
 21 -- Tennessee at Kentucky, Nov. 17, 2001 (trailed 21-0 in 2nd qtr., won 38-35)
 21 -- Tennessee at LSU, Sept. 26, 2005 (trailed 21-0 in 3rd qtr., won 30-27 ot)
 18 -- Tennessee vs. Arkansas, Nov. 14, 1998 (trailed 21-3 in 2nd qtr., won 28-24)

SECOND HALF

21 -- Tennessee at LSU, Sept. 26, 2005 (trailed 21-0 in 3rd qtr., won 30-27 ot)
 17 -- Tennessee at Notre Dame, Nov. 9, 1991 (trailed 31-14 in 3rd qtr., won 35-34)
 16 -- Tennessee vs. Virginia, Jan. 1, 1991, Sugar Bowl (trailed 16-0 in 3rd qtr., won 23-22)
 15 -- Tennessee at Kentucky, Nov. 18, 1995 (trailed 24-9 in 3rd qtr., won 34-31)

FOURTH QUARTER

17 -- Tennessee at LSU, Sept. 26, 2005 (trailed 24-7, won 30-27 ot)
 14 -- Tennessee vs. Alabama, Oct. 20, 1984 (trailed 27-13, won 28-27)
 *14 -- Tennessee vs. Colorado, Aug. 26, 1990, Pigskin Classic (trailed 31-17, tied 31-31)

Largest Lead Relinquished in Loss

GAME

21 -- Tennessee vs. Maryland, Dec. 22, 1984, Sun Bowl (led 21-0 in 3rd qtr., lost 28-27)
 *19 -- Tennessee at Auburn, Sept. 29, 1990 (led 19-0 in 2nd qtr., tied 26-26)
 *16 -- Tennessee vs. UCLA, Sept. 14, 1985 (led 26-10 in 4th qtr., tied 26-26)
 16 -- Tennessee at Florida, Sept. 16, 1995 (led 30-14 in 2nd qtr., lost 62-37)
 15 -- Tennessee vs. Georgia, Sept. 6, 1980 (led 15-0 in 3rd qtr., lost 16-15)

SECOND HALF

21 -- Tennessee vs. Maryland, Dec. 22, 1984, Sun Bowl (led 21-0 in 3rd qtr., lost 28-27)
 *17 -- Tennessee at Auburn, Sept. 29, 1990 (led 26-9 in 4th qtr., tied 26-26)
 *16 -- Tennessee vs. UCLA, Sept. 14, 1985 (led 26-10 in 4th qtr., tied 26-26)
 15 -- Tennessee vs. Georgia, Sept. 6, 1980 (led 15-0 in 3rd qtr., lost 16-15)

FOURTH QUARTER

*17 -- Tennessee at Auburn, Sept. 29, 1990 (led 26-9, tied 26-26)
 *16 -- Tennessee vs. UCLA, Sept. 14, 1985 (led 26-10, tied 26-26)
 14 -- Tennessee vs. Army, Oct. 11, 1986 (led 21-7, lost 25-21)

* Tie game.

OUTLOOK

FOOTBALL STAFF

THE VOIS

OPPONENTS / REVIEW

HONORS

RECORDS

VOLMANAC



OFFENSIVE YEAR-BY-YEAR

Year	G	1st Dwns	Rush Att.	Rush Yds	Rush TD	Pass Cmp.	Pass Att.	Pass Yds	Pct.	Pass TD	Int.	Total Off.	Punt	Punt Avg	Total Points	Punt Ret.	KO Ret.
1950	11	148	--	2,710	31	39	106	579	36.8	11	10	3,289	70	35.9	335	561	--
1951	10	159	533	3,068	40	41	96	617	42.7	11	9	3,685	52	34.6	373	800	320
1952	10	153	544	2,318	25	33	85	491	38.8	11	6	2,809	68	35.2	259	505	253
1953	11	139	472	2,202	27	34	83	610	41.0	7	10	2,812	67	32.6	240	470	506
1954	10	104	452	2,035	11	25	86	273	29.1	3	16	2,308	65	37.4	105	408	415
1955	10	134	458	1,941	18	46	96	681	47.9	9	8	2,622	59	38.9	188	368	446
1956	10	151	454	2,273	30	54	100	820	54.0	7	6	3,093	64	40.5	286	266	322
1957	10	119	478	1,664	18	32	74	380	43.2	2	9	2,044	67	39.3	161	383	478
1958	10	77	384	854	7	46	87	486	52.9	3	5	1,340	94	37.3	77	166	544
1959	10	101	420	1,168	9	40	77	472	51.9	3	8	1,640	85	37.8	112	414	466
1960	10	106	398	1,806	17	36	85	442	42.4	7	8	2,248	63	40.3	209	444	554
1961	10	128	436	1,832	15	42	84	620	50.0	10	4	2,452	53	35.3	221	284	608
1962	10	129	407	1,687	14	52	133	804	39.1	8	9	2,490	58	41.8	179	294	564
1963	10	138	449	1,987	15	52	149	820	34.9	7	10	2,807	58	34.7	168	374	570
1964	10	85	377	839	6	53	115	681	46.1	2	8	1,520	77	39.8	80	256	463
1965	10	137	447	1,535	16	73	141	1,013	51.8	7	9	2,548	63	37.8	193	277	332
1966	10	183	429	1,431	10	143	247	1,814	52.0	19	8	3,245	49	43.4	222	229	352
1967	10	196	508	1,933	20	129	222	1,712	58.6	12	10	3,654	54	38.5	259	262	455
1968	10	191	506	1,539	15	160	294	1,861	54.0	18	9	3,400	74	40.4	248	481	455
1969	10	185	517	2,023	22	106	223	1,500	47.5	13	11	3,523	53	41.2	315	457	455
1970	11	237	563	2,365	22	142	318	1,996	44.6	18	18	4,361	61	36.3	336	295	444
1971	11	168	564	2,151	19	71	179	951	39.6	3	16	3,102	69	38.0	256	437	441
1972	11	189	536	2,146	21	105	187	1,298	56.2	9	10	3,444	61	38.4	273	448	351
1973	11	192	510	2,142	17	111	200	1,562	55.5	14	7	3,704	56	43.6	272	359	661
1974	11	182	574	2,260	18	93	171	1,368	54.4	6	6	3,628	64	43.1	204	375	640
1975	11	197	570	2,203	21	102	211	1,686	48.3	12	13	3,889	79	40.3	253	337	463
1976	11	208	593	2,388	28	83	166	1,267	50.0	4	8	3,655	60	41.5	237	193	444
1977	11	179	527	1,998	21	96	196	1,222	48.2	6	9	3,220	66	44.7	229	60	751
1978	11	203	540	2,281	22	123	233	1,670	52.8	7	14	3,951	60	38.4	251	238	678
1979	11	215	563	2,388	25	104	210	1,597	49.5	10	20	3,985	52	40.5	289	295	590
1980	11	187	527	1,888	21	101	196	1,341	51.5	9	14	3,229	58	40.1	256	146	729
1981	11	179	501	1,779	16	116	228	1,461	50.9	11	12	3,240	69	42.6	216	411	664
1982	11	189	437	1,577	12	178	303	2,049	58.7	12	15	3,626	58	45.1	259	150	712
1983	11	200	514	2,319	14	134	256	1,806	52.3	14	11	4,125	58	42.0	252	330	547
1984	11	240	482	2,261	19	173	283	2,157	61.1	14	10	4,418	42	41.8	300	286	469
1985	11	207	464	1,654	11	190	297	2,579	64.0	19	11	4,233	60	37.5	290	186	395
1986	11	217	470	1,823	21	170	266	2,244	63.9	11	7	4,067	48	41.8	272	372	784
1987	12	261	573	2,652	36	166	285	2,219	58.2	12	14	4,871	38	40.2	395	281	938
1988	11	218	453	1,480	11	206	340	2,335	60.6	13	11	3,815	53	42.2	212	207	892
1989	11	239	582	2,701	27	125	210	1,792	59.5	9	10	4,493	50	39.1	315	172	838
1990	12	242	507	2,468	33	193	339	2,465	56.9	16	17	4,933	50	41.4	442	455	1,023
1991	11	266	512	2,332	20	231	366	2,813	63.1	16	15	5,145	38	39.6	335	247	757
1992	11	206	527	2,325	25	148	259	1,947	57.1	11	4	4,272	65	41.0	309	410	674
1993	11	258	442	2,621	27	208	320	2,665	65.0	31	9	5,286	42	39.2	471	453	661
1994	11	242	537	2,543	25	164	271	2,017	60.5	15	11	4,560	45	39.4	318	455	783
1995	11	280	442	1,972	26	250	391	3,031	63.9	22	4	5,003	43	35.1	411	324	752
1996	11	247	396	1,384	24	255	399	3,396	63.9	20	12	4,780	49	40.0	389	520	697
1997	12	300	398	1,813	13	296	492	3,981	60.2	37	12	5,794	50	38.9	411	388	656
1998	12	234	517	2,536	27	157	275	2,250	57.1	27	7	4,786	57	38.6	408	208	779
1999	11	219	459	2,104	30	168	313	2,364	53.7	12	10	4,468	57	42.6	348	405	662
2000	11	223	439	1,790	20	212	354	2,315	59.9	21	11	4,105	61	40.4	359	452	926
2001	12	228	453	1,849	19	230	360	2,980	63.9	22	9	4,829	55	38.9	355	394	722
2002*	13	243	517	1,957	19	218	356	2,635	61.2	14	7	4,592	68	42.4	296	435	855
2003	13	243	463	1,800	16	238	422	3,034	56.4	27	15	4,834	71	44.8	365	531	558
2004	13	276	320	2,418	21	210	376	2,775	55.9	27	15	5,193	59	40.5	378	200	511
2005	11	196	399	1,411	10	186	356	2,178	52.2	11	13	3,589	59	41.2	205	226	732
2006	13	249	382	1,404	17	265	415	3,438	63.9	24	11	4,842	47	44.7	362	239	594

Season high/school records in bold.

*NCAA included bowl games in national statistics beginning in 2002.

DEFENSIVE YEAR-BY-YEAR



OUTLOOK

FOOTBALL STAFF

THE VOIS

OPPONENTS / REVIEW

HONORS

RECORDS

VOLMANAC

Year	G	1st Dwns	Rush Att.	Rush Yds	Rush TD	Pass Cmp.	Pass Att.	Pass Yds	Pct.	TD	Int.	Total Off.	Punt	Punt Avg	Total Points	Punt Ret.	KO Ret.
1950	11	144	--	1611	7	70	168	749	41.0	3	23	2,360	83	38.2	71	190	--
1951	10	131	430	1077	9	90	191	1,163	47.1	4	16	2,240	90	36.0	88	144	--
1952	10	94	462	1136	6	44	116	531	37.9	3	10	1,667	92	34.7	63	197	995
1953	11	174	543	2311	20	59	148	594	39.9	2	16	2,905	65	34.6	153	294	771
1954	10	157	498	2017	11	60	132	901	45.5	11	13	2,918	59	35.2	164	314	593
1955	10	122	452	1493	10	54	128	722	42.2	3	14	2,215	55	35.3	92	190	590
1956	10	134	487	1628	10	69	164	798	42.1	1	14	2,426	66	35.7	75	315	902
1957	10	100	465	1346	8	49	109	501	45.0	3	6	1,847	73	35.2	75	415	541
1958	10	131	482	1717	13	57	129	778	44.2	3	8	2,495	75	34.2	122	364	426
1959	10	136	476	1771	12	56	119	668	47.1	4	13	2,439	70	36.9	118	517	464
1960	10	129	477	1640	7	58	130	538	44.6	2	14	2,178	66	34.3	79	355	836
1961	10	153	454	1595	12	87	184	1,176	47.2	6	14	2,771	51	32.9	149	260	792
1962	10	146	413	1427	7	115	232	1,421	49.6	9	16	2,848	54	36.3	134	356	731
1963	10	135	410	1182	6	116	215	1,175	50.3	8	12	2,357	66	38.2	121	235	603
1964	10	129	441	1143	10	89	169	1,030	52.7	3	9	2,173	68	38.5	121	277	505
1965	10	148	453	1170	9	112	239	1,286	46.2	2	17	2,456	68	39.5	92	207	668
1966	10	124	400	1153	5	76	186	946	40.5	3	16	2,099	68	39.7	87	252	609
1967	10	154	402	1072	10	135	291	1,460	46.4	4	26	2,532	59	40.2	115	158	722
1968	10	148	371	933	6	139	347	1,644	40.0	7	23	2,577	80	40.7	110	218	720
1969	10	178	466	1324	11	152	288	1,880	50.3	11	30	3,204	63	38.6	165	182	919
1970	11	168	428	972	6	174	358	1,963	48.6	4	36	2,935	77	37.4	103	46	1,074
1971	11	155	496	1300	6	133	287	1,412	47.0	7	23	2,712	87	37.2	108	202	857
1972	11	142	525	1635	6	85	213	904	39.9	4	21	2,539	79	38.4	83	261	710
1973	11	196	566	2118	21	115	226	1,489	50.9	8	15	3,607	67	39.6	219	273	746
1974	11	205	587	2503	15	106	193	1,355	54.9	8	11	3,858	69	37.4	178	231	740
1975	11	195	654	2545	19	106	213	1,262	49.2	4	17	3,807	68	37.6	193	245	957
1976	11	211	601	2451	17	87	178	1,327	48.2	5	16	3,778	52	39.1	162	239	596
1977	11	203	626	2564	22	78	179	1,067	43.1	6	10	3,631	61	38.6	229	144	546
1978	11	183	545	2190	18	103	213	1,432	48.4	7	14	3,622	72	39.2	209	181	531
1979	11	223	600	2609	21	98	204	1,366	48.0	6	18	3,975	51	39.3	208	78	620
1980	11	183	537	1875	17	110	215	1,496	51.1	4	12	3,371	67	38.0	189	122	718
1981	11	221	553	2367	19	133	261	1,933	49.8	12	14	4,300	63	39.3	244	106	390
1982	11	244	537	2234	14	166	304	2,339	54.6	10	16	4,573	55	40.2	211	178	634
1983	11	168	433	1231	8	178	323	1,838	55.1	5	9	3,069	82	41.1	142	186	436
1984	11	207	526	2256	19	133	251	1,748	53.0	11	11	4,004	51	43.8	248	98	836
1985	11	194	430	1730	8	156	299	1,650	52.2	8	22	3,880	62	40.3	133	192	976
1986	11	197	546	2553	22	99	203	1,248	48.8	7	13	3,801	51	40.9	235	269	1,140
1987	12	214	490	1759	12	180	368	2,246	48.9	12	14	4,005	56	39.4	224	181	762
1988	11	216	439	1921	20	184	308	2,415	59.7	16	11	4,336	54	39.7	286	227	600
1989	11	210	368	1180	8	231	402	2,685	57.5	12	15	3,865	53	37.4	190	87	963
1990	12	201	522	2054	9	163	336	1,737	48.5	12	24	3,791	72	38.9	198	359	1,204
1991	11	166	435	1527	14	119	244	1,627	48.8	10	13	3,154	63	42.0	221	138	837
1992	11	186	460	1516	8	137	250	1,913	54.8	12	11	3,429	73	41.6	173	335	939
1993	11	186	433	1290	8	167	347	2,105	48.1	7	18	3,395	67	38.9	144	77	1,222
1994	11	193	429	1627	12	174	309	2,040	56.3	8	9	3,667	63	40.6	185	125	824
1995	11	198	392	1243	12	210	375	2,283	56.0	17	16	3,526	63	38.8	214	97	1,159
1996	11	145	423	1168	4	134	285	1,434	47.0	12	14	2,602	82	42.0	157	142	1,069
1997	12	208	382	1119	11	229	418	2,898	54.8	11	13	4,017	74	39.1	244	235	1,059
1998	12	203	420	1127	5	213	406	2,509	52.5	12	16	3,636	68	40.6	173	383	969
1999	11	178	364	986	3	188	344	2,364	54.7	15	21	2,289	74	39.4	163	159	966
2000	11	212	338	817	7	196	366	2,422	53.6	17	9	3,239	76	37.9	212	176	926
2001	12	202	384	1024	8	210	394	2,619	53.3	17	12	3,643	68	42.4	234	211	1,077
2002*	13	210	491	1672	12	170	349	2,031	48.7	9	12	3,703	71	42.3	227	294	803
2003	13	243	490	1798	16	230	414	2,419	55.6	10	15	4,217	84	38.1	239	420	807
2004	13	255	451	1560	15	254	418	3,073	60.8	19	16	4,633	71	41.4	295	88	767
2005	11	183	356	906	8	218	364	2,373	59.9	9	9	3,280	62	40.4	205	332	449
2006	13	231	469	1907	12	190	331	2,351	57.4	16	16	4,258	56	40.6	254	254	657

Season high/school records in bold.

*NCAA included bowl games in national statistics beginning in 2002.



TEAM DEFENSE

Defense Game

(From 1946)
RUSHING

Fewest Attempts Allowed—14 vs. Georgia 1994
 Fewest Yards Allowed—Minus-15 vs. Auburn 1997; Minus-13 vs. Florida 1998; Minus-9 vs. Wofford 1952; Minus-8 vs. Citadel 1983; Minus-6 vs. Tennessee Tech 1947; Minus-1 vs. Memphis State 1992
 Fewest Yards per Attempt Allowed—Minus-0.71 vs. Auburn 1997 (21 for minus-15); Minus-0.43 vs. Florida 1998 (30 for minus-13); Minus-0.38 vs. Wofford 1952 (24 for minus-9); Minus-0.30 vs. Citadel 1983 (27 for minus-8); Minus-0.24 vs. Tennessee Tech 1947 (25 for minus-6); Minus-0.04 vs. Memphis State 1992 (28 for minus-1); Minus-0.03 vs. Vanderbilt 1996 (30 for minus-1)

PASS DEFENSE

Fewest Attempts Allowed—*0 vs. Georgia Tech 1977
 Fewest Completions Allowed—0 vs. Mississippi State 1950 (1 att.); Vanderbilt 1952 (6 att.); Georgia Tech 1977 (0 att.)
 Lowest Completion Percentage Allowed (Min. 10 atts.)—15.4 vs. Chattanooga 1947 (2 of 13)
 Fewest Yards Allowed—Minus-3 vs. Kentucky 1946 (1 comp.)

TOTAL DEFENSE

Fewest Plays (Rushing and Passing) Allowed—33 vs. Vanderbilt 1946
 Fewest Yards (Rushing and Passing) Allowed—13 vs. Vanderbilt 1952
 Fewest Yards per Play Allowed—0.3 vs. Vanderbilt 1952 (43 for 13 yards)

PUNTING

Punts Forced—15 vs. Duke 1946
 Lowest Average (Min. 5)—24.8 vs. Chattanooga 1946 (8 for 198 yards)
 Punts Blocked—2 vs. Kentucky 1986; La.-Monroe 2000

INTERCEPTIONS

Interceptions—8 vs. Alabama 1970
 Yards—214 vs. South Carolina 1971 (5 int.)
 Touchdowns—2 vs. Florida 1970; South Carolina 1971; Penn State 1971; Hawaii 1972

MISCELLANEOUS

Defensive Extra Point—Floyd Miley 97-yard return vs. Mississippi 1990
 Fewest First Downs Allowed—2 vs. Kentucky 1946; Vanderbilt 1946; Wofford 1952
 Fumbles Forced—9 vs. Kentucky 1950; Mississippi State 1955
 Fumbles Recovered—8 vs. Kentucky 1950
 Field Goals Blocked—2 vs. Notre Dame 1991; Alabama 2003
 Punt Blocked—2 vs. Kentucky 1986; Louisiana-Monroe 2000
 Sacks—13 vs. Wyoming 1999

*Modern NCAA record.
 +NCAA statistical champion.

Defense Season

(From 1937)
RUSHING

Fewest Attempts Allowed—231 in 1945 (7 games); 338 in 2000 (11 games)
 Fewest Yards Allowed—385 in 1945
 Fewest Touchdowns Allowed—0 in 1939
 Lowest Yards per Attempt Allowed—1.7 in 1945
 Lowest Yards per Game Allowed—55.0 in 1945

PASSING

Fewest Attempts Allowed—109 in 1937
 Fewest Completions Allowed—44 in 1937
 Lowest Completion Percentage Allowed—37.9 in 1952
 Fewest Yards Allowed—392 in 1939
 Fewest Touchdowns Allowed—0 in 1939
 Lowest Yards per Game Allowed—39.2 in 1939

TOTAL DEFENSE

Fewest Plays (Rushing and Passing) Allowed—368 in 1945
 Fewest Yards (Rushing and Passing) Allowed—1,023 in 1939
 Fewest Yards per Play Allowed—2.2 in 1939
 Fewest Yards per Game Allowed—102.3 in 1939

PUNTING

Punts Forced—123 in 1940
 Lowest Average—32.9 in 1940; 1961
 Most Punts Blocked—6 in 1940; 1949

INTERCEPTIONS

Interceptions—36 in 1970
 Yards—*782 in 1971
 Average per Return—*31.3 in 1971 (25 for 782)
 Touchdowns—*7 in 1971

PUNT RETURNS

Lowest Average Allowed—3.67 in 2004

KICKOFF RETURNS

Lowest Average Allowed—13.6 in 1950

SCORING DEFENSE

Fewest Points Allowed—*0 in 1939
 Fewest Rushing and Passing Touchdowns Allowed—*0 in 1939
 Consecutive Shutouts—*17 from Nov. 5, 1938, to Oct. 12, 1940
 Consecutive Quarters Opponents Held Scoreless—*71 from Oct. 29, 1938 (2nd quarter vs. LSU), to Oct. 19, 1940 (2nd quarter vs. Alabama)
 Most Points Allowed—295 in 2004

MISCELLANEOUS

Fewest First Downs Allowed—55 in 1945 (7 games)
 Fewest First Downs per Game Allowed—6.0 in 1939 (60 in 10 games)
 Opponent Penalties—92 in 2004
 Opponent Penalty Yards—759 in 1988
 Opponent Fumbles—48 in 1940; 1953
 Fumbles Forced—29 (1979)
 Fumbles Recovered—28 in 1950
 Punts Blocked—6 1940 & 1949
 Turnovers Forced—*57 in 1970 (36 int., 21 fumbles)
 Turnover margin—Plus-1.916 in 1990 (Plus-23 in 12 games)
 Tackles for Loss—114 in 2000 (64 TFLs, 50 sacks)
 Tackles for Loss (Excluding Sacks)—83 in 1996
 Sacks—50 in 2000
 Passes Broken Up—72 in 2001
 Quarterback Pressures—108 in 1998

Fumble Recoveries

1946 --- 12
 1947 --- 13
 1948 --- 19
 1949 --- 19
1950 -- 29
 1951 --- 23
 1952 --- 24
 1953 --- 22
 1954 --- 25
 1955 --- 23
 1956 --- 21
 1957 --- 12
 1958 --- 16
 1959 --- 17
 1960 --- 16
 1961 --- 18
 1962 --- 17
 1963 --- 15
 1964 --- 13
 1965 --- 11
 1966 --- 13
 1967 --- 11
 1968 --- 19
 1969 --- 19
 1970 --- 21
 1971 --- 21
 1972 --- 15
 1973 --- 12
 1974 --- 18
 1975 --- 17
 1976 --- 14
 1977 --- 18
 1978 --- 6
 1979 --- 24
 1980 --- 23
 1981 --- 12
 1982 --- 17
 1983 --- 5
 1984 --- 12
 1985 --- 22
 1986 --- 4
 1987 --- 12
 1988 --- 10
 1989 --- 8
 1990 --- 21
 1991 --- 15
 1992 --- 13
 1993 --- 16
 1994 --- 16
 1995 --- 7
 1996 --- 15
 1997 --- 11
 1998 --- 19
 1999 --- 7
 2000 --- 14
 2001 --- 10
 2002 --- 13
 2003 --- 7
 2004 --- 12
 2005 --- 11
 2006 --- 4

Interceptions

1946 --- 19
 1947 --- 11
 1948 --- 12
 1949 --- 26
 1950 --- 23
 1951 --- 20
 1952 --- 9
 1953 --- 16
 1954 --- 16
 1955 --- 14
 1956 --- 14
 1957 --- 6
 1958 --- 7
 1959 --- 13
 1960 --- 13
 1961 --- 12
 1962 --- 16
 1963 --- 12
 1964 --- 9
 1965 --- 19
 1966 --- 19
 1967 --- 28
 1968 --- 23
 1969 --- 30
1970 -- 36
 1971 --- 25
 1972 --- 21
 1973 --- 15
 1974 --- 11
 1975 --- 17
 1976 --- 16
 1977 --- 10
 1978 --- 14
 1979 --- 18
 1980 --- 12
 1981 --- 14
 1982 --- 16
 1983 --- 14
 1984 --- 20
 1985 --- 16
 1986 --- 14
 1987 --- 22
 1988 --- 23
 1989 --- 11
 1990 --- 12
 1991 --- 11
 1992 --- 12
 1993 --- 11
 1994 --- 15
 1995 --- 16
 1996 --- 14
 1997 --- 13
 1998 --- 16
 1999 --- 21
 2000 --- 9
 2001 --- 12
 2002 --- 12
 2003 --- 15
 2004 --- 16
 2005 --- 9
 2006 --- 16

Caused Fumbles

1970 --- 13
 1971 --- 22
 1972 --- 15
 1973 --- 10
 1974 --- 14
 1975 --- 24
 1976 --- 22
 1977 --- 16
 1978 --- 8
1979 -- 29
 1980 --- 27
 1981 --- 15
 1982 --- 15
 1983 --- 3
 1984 --- 11
 1985 --- 18
 1986 --- 6
 1987 --- 11
 1988 --- 8
 1989 --- 11
 1990 --- 19
 1991 --- 14
 1992 --- 16
 1993 --- 14
 1994 --- 20
 1995 --- 16
 1996 --- 14
 1997 --- 29
 1998 --- 25
 1999 --- 23
 2000 --- 11
 2001 --- 11
 2002 --- 13
 2003 --- 11
 2004 --- 15
 2005 --- 17
 2006 --- 6

Tackles For Loss

(Sacks Not Included)

1970 --- 41
 1971 --- 39
 1972 --- 31
 1973 --- 31
 1974 --- 27
 1975 --- 46
 1976 --- 69
 1977 --- NA
 1978 --- NA
 1979 --- NA
 1980 --- 36
 1981 --- 33
 1982 --- 35
 1983 --- 45
 1984 --- 23
 1985 --- 21
 1986 --- 22
 1987 --- 25
 1988 --- 29
 1989 --- 39
 1990 --- 51
 1991 --- 48
 1992 --- 54
 1993 --- 57
 1994 --- 52
 1995 --- 58
1996 -- 83
 1997 --- 55
 1998 --- 74
 1999 --- 68
 2000 --- 64
 2001 --- 50
 2002 --- 51
 2003 --- 64
 2004 --- 59
 2005 --- 54
 2006 --- 71

QB Pressures

1995 --- 84
 1996 --- 76
 1997 --- 98
1998 -- 108
 1999 --- 79
 2000 --- 84
 2001 --- 80
 2002 --- 53
 2003 --- 62
 2004 --- 80
 2005 --- 63
 2006 --- 57

Passes Broken Up

1970 --- NA
 1971 --- NA
 1972 --- NA
 1973 --- NA
 1974 --- NA
 1975 --- NA
 1976 --- 16
 1977 --- 29
 1978 --- 25
 1979 --- 16
 1980 --- 6
 1981 --- 9
 1982 --- 11
 1983 --- 19
 1984 --- 21
 1985 --- 35
 1986 --- 20
 1987 --- 60
 1988 --- 32
 1989 --- 53
 1990 --- 55
 1991 --- 33
 1992 --- 22
 1993 --- 46
 1994 --- 37
 1995 --- 51
 1996 --- 44
 1997 --- 56
 1998 --- 60
 1999 --- 57
 2000 --- 64
2001 -- 72
 2002 --- 66
 2003 --- 66
 2004 --- 45
 2005 --- 57
 2006 --- 42

Quarterback Sacks

1970 --- 38
 1971 --- 25
 1972 --- 18
 1973 --- 26
 1974 --- 23
 1975 --- 16
 1976 --- 14
 1977 --- 17
 1978 --- 21
 1979 --- 26
 1980 --- 16
 1981 --- 22
 1982 --- 16
 1983 --- 30
 1984 --- 14
 1985 --- 25
 1986 --- 21
 1987 --- 25
 1988 --- 14
 1989 --- 24
 1990 --- 30
 1991 --- 39
 1992 --- 40
 1993 --- 38
 1994 --- 30
 1995 --- 42
 1996 --- 30
 1997 --- 47
 1998 --- 31
 1999 --- 42
2000 -- 50
 2001 --- 34
 2002 --- 29
 2003 --- 28
 2004 --- 33
 2005 --- 33
 2006 --- 17

School records in bold.

OPPONENT RECORDS



Individual Single Game

(From 1946)

RUSHING

Attempts—40, Shaud Williams, Alabama 2003
Yards—217, Bobby Humphrey, Alabama 1986; Mike Pritchard, Colorado 1990
Touchdowns—4, Marcus Allen, Southern California 1981

Longest Gain—88, Charlie McCullers, Tampa 1960
Three Players Rushing for 100 Yards—Paul Hofer (119), James Reed (115) and Michael Sweet (103), Mississippi 1975

PASSING

Attempts—61, Larry Good, Georgia Tech 1968
Completions—37, Kent Austin, Mississippi 1982
Interceptions—6, Archie Manning, Mississippi 1968
Completion Percentage—81.8, Barry Lunney, Arkansas 1995 (22-of-27)

Yards—476, Tim Couch, Kentucky 1997
Touchdown Passes—6, Danny Wuerffel, Florida 1995
Longest Gain—92, Matt Jones to Richard Smith, Arkansas 2002

TOTAL OFFENSE

Plays (Rushing and Passing)—64, Whit Taylor, Vanderbilt 1981

Yards (Rushing and Passing)—521, Whit Taylor, Vanderbilt 1981

RECEIVING

Receptions—15, Eric Moulds, Mississippi State 1995;
14, Earl Bennett, Vanderbilt 2005

Yards—222, Clarence Sevillian, Vanderbilt 1992; 204, Vernon Wells, Texas Christian 1976

Touchdowns—4, Ike Hilliard, Florida 1995
Yards per Reception (Min. 5)—37.0 Clarence Sevillian, Vanderbilt 1992 (6 for 222)

PUNTING

Punts—19, Johnny Cain, Alabama 1932
Punts (Modern)—13, Roger Pruett, Auburn 1973
Yards—914, Johnny Cain, Alabama 1932

Yards (Modern)—520, Bill Marinangel, Vanderbilt 1995
Average—56.5, Bill Hawk, Kentucky 1991 (6 for 339)
Longest Punt—78, Marcus Jenkins, Kentucky 1983

PUNT RETURNS

Returns—9, Mike Siganos, Kentucky 1976
Yards—111, Dicky Lyons, Kentucky 1966; Jake Scott, Georgia 1968
Longest Return—90, Jake Scott, Georgia 1968

KICK RETURNS

Returns—9, Hubert Loudermilk, Arkansas 1996
Yards—200, Eric Booth, Southern Mississippi 1997
Longest Return—100, Mickey Cureton, UCLA 1968;
Sammy Grezaffi, LSU 1967; Greg Boone, Duke 1982; Leroy Gallman, Duke 1993; Nathan Jones, Rutgers 2002

INTERCEPTIONS

Interceptions—4, Junior Rosegreen, Auburn 2004
Yards—100, Louis Guy, Mississippi 1962
Longest Return—100, Louis Guy, Mississippi 1962

SCORING

Touchdowns—4, Marcus Allen, Southern California 1981; Ike Hilliard, Florida 1995
Field Goals Attempted—6, Jess Atkinson, Maryland 1983; Brennan O'Donohoe, Arkansas 2002
Field Goals Made—5, Jess Atkinson, Maryland 1983
Longest Field Goal Made—55, Win Lyle, Auburn 1987
Blocked Extra-Point Return—1, Tony Bennett, Mississippi 1988 (92-yard return); Quinton Reese, Auburn 1997 (95-yard return)
Longest Fumble Return—92, Sean Jones, Georgia 2003

Team Single Game

(From 1946)

RUSHING

Attempts—79, Georgia Tech 1949
Yards—457, Alabama 1986
Touchdowns—6, Mississippi 1977; Mississippi 1979; Alabama 1986; Nebraska 1997

PASSING

Attempts—63, Georgia Tech 1968
Fewest Attempts—0, Georgia Tech 1977
Completions—37, Mississippi 1982; Duke 1989
Interceptions—8, Alabama 1970
Yards—476, Kentucky 1997
Touchdowns—6, Florida 1995

TOTAL OFFENSE

Plays (Rushing and Passing)—99, Auburn 1990; Alabama 2003
Yards (Rushing and Passing)—695, Kentucky 1997

PUNTING

Punts—17, LSU 1942
Punts (Modern)—15, Duke 1946
Yards—520, Vanderbilt 1995

PUNT RETURNS

Returns—10, Alabama 1946; Kentucky 1976
Yards—152, Mississippi State 1998 (SEC Championship)

KICK RETURNS

Returns—12, Tennessee Tech 1951
Yards—220, Mississippi State 2003

INTERCEPTIONS

Interceptions—5, Duke 1949; Auburn 2004
Yards—141, Alabama 1954

TURNOVERS

Turnovers—12 Kentucky 1950 (4 interceptions, 8 fumbles)
Fumbles—9, Kentucky 1950; Mississippi State 1955
Fumbles Lost—8, Kentucky 1950

MISCELLANEOUS

First Downs—31, Purdue 1979; Auburn 2004 (SEC Championship)
First Downs, Rushing—25, Alabama 1986
First Downs, Passing—25, Kansas 1973
Penalties—17, Boston College 1988
Penalty Yards—165, Boston College 1988
Field Goals Attempted—7, Arkansas 2002
Field Goals Made—5, Maryland 1983

Game Highs

Individual Rushing

- 217 Mike Pritchard, Colorado 1990
- 217 Bobby Humphrey, Alabama 1986
- 216 Floyd Little, Syracuse 1966 (Gator)
- 211 Marcus Allen, Southern California 1981
- 207 Brent Fullwood, Auburn 1986
- 206 Ahman Green, Nebraska 1998 (Orange)
- 196 Rodney Hampton, Georgia 1988
- 194 Gaston Green, UCLA 1985
- 185 Carnell Williams, Auburn 2003
- 184 Dennis Riddle, Alabama 1996
- 181 Darren McFadden, Arkansas 2006
- 178 Neil Anderson, Florida 1984
- 178 John Sciarra, UCLA 1974

Individual Passing

- 476 Tim Couch, Kentucky 1997
- 464 Whit Taylor, Vanderbilt 1981
- 438 Tommy Hodson, LSU 1989
- 406 Jared Lorenzen, Kentucky 2001
- 401 Eric Zeier, Georgia 1994
- 400 Cade McNown, UCLA 1997
- 394 David Jaynes, Kansas 1973
- 391 Whit Taylor, Vanderbilt 1982
- 381 Kent Austin, Mississippi 1982
- 381 Danny Wuerffel, Florida 1995
- 379 Gary Hollingsworth, Alabama 1989
- 374 Jason Campbell, Auburn 2004 (SEC Champ)
- 368 Stan White, Auburn 1990
- 362 Rex Grossman, Florida 2001
- 361 Dusty Bonner, Kentucky 1999

- 356 Rohan Davey, LSU 2001
- 354 Eric Zeier, Georgia 1992
- 352 Timm Rosenbach, Washington State 1988
- 343 Doug Johnson, Florida 1999
- 329 Tim Couch, Kentucky 1998
- 329 Kurt Page, Vanderbilt 1983
- 328 Jared Lorenzen, Kentucky 2000

Team Rushing Yards

- 457 Alabama 1986
- 433 Mississippi 1977
- 425 Auburn 1984
- 417 Mississippi 1975
- 414 Georgia 1988
- 409 Nebraska 1997
- 403 Southern California 1981

Team Passing Yards

- 476 Kentucky 1997
- 464 Vanderbilt 1981
- 440 Kentucky 1969
- 438 LSU 1989
- 409 Florida 1998
- 401 Georgia 1994
- 400 UCLA 1997

Team Passing Attempts

- 63 Georgia Tech 1968
- 60 Kansas 1973
- 58 Kentucky 1998
- 58 Auburn 1990
- 53 Kentucky 2001
- 53 Florida 2001
- 53 Duke 1989
- 53 Vanderbilt 1981
- 51 Alabama 1970
- 50 Kentucky 1999
- 50 Kentucky 1997
- 50 Mississippi 1982

Team Passing Completions

- 37 Duke 1989
- 37 Mississippi 1982
- 35 Kentucky 1998
- 35 Kentucky 1997
- 35 Kansas 1973
- 34 Kentucky 2001
- 34 Florida 2001
- 34 South Carolina 2004
- 32 Kentucky 1999
- 32 Alabama 1989
- 32 Alabama 1969
- 31 Florida 1998
- 31 LSU 1989
- 30 Auburn 1990
- 30 Georgia 1990

Total Offense

- 634 Kentucky 1997
- 618 Washington State 1988
- 587 Vanderbilt 1981
- 584 Florida 1995
- 569 Georgia 1992
- 562 Alabama 1981
- 559 Auburn 2004 (SEC Champ)
- 557 Georgia 1981
- 543 Kentucky 2001
- 535 Alabama 1986
- 534 Nebraska 1997

Total Offensive Plays

- 99 Auburn 1990, Alabama 2003
- 97 Alabama 1989
- 94 Auburn 1984
- 94 Kansas 1973
- 94 Georgia Tech 1968
- 91 Alabama 1981

OUTLOOK

FOOTBALL STAFF

THE VOICES

OPPONENTS / REVIEW

HONORS

RECORDS

VOLMANAC



COACHING RECORDS

Coach	Years	Total Years	Games	Won	Lost	Tied	Pct.
(Student coached teams)	1891-93, 1896-97	5	23	12	11	0	.522
J.A. Pierce	1899-1900	2	14	9	4	1	.654
George Kelley	1901	1	8	3	3	2	.500
H.F. Fisher	1902-03	2	17	10	7	0	.588
S.D. Crawford	1904	1	9	3	5	1	.389
J.D. DePree	1905-06	2	18	4	11	3	.305
George Levene	1907-09	3	28	15	10	3	.589
Andrew A. (Alex) Stone	1910	1	9	3	5	1	.389
Z.G. Clevenger	1911-15	5	43	26	15	2	.628
John R. Bender	1916-20	3	27	18	5	4	.741
M.B. Banks	1921-25	5	45	27	15	3	.633
Robert R. Neyland	1926-34, 36-40, 46-52	21	216	173	31	12	.829
W.H. Britton	1935	1	9	4	5	0	.444
John Barnhill	1941-45	4	39	32	5	2	.846
Harvey Robinson	1953-54	2	21	10	10	1	.500
Bowden Wyatt	1955-62	8	82	49	29	4	.622
Jim McDonald	1963	1	10	5	5	0	.500
Doug Dickey	1964-69	6	65	46	15	4	.738
Bill Battle	1970-76	7	83	59	22	2	.723
Johnny Majors+	1977-92	16	186	116	62	8	.645
Phillip Fulmer+	1992-Present	15	178	137	41	0	.770
Total (20 coaches)		110	1,130	761	316	53	.696

*No teams in 1894, 1895, 1898, 1917, 1918 and 1943.

+Fulmer and Majors shared the record for the 1992 season.

Pre-Conference Years (1891-95)

Year	W	L	T	Coach	Captain	Year	W	L	T	Coach	Captain
1891	0	1	0	None	H.K. Denlinger	1893	2	4	0	None	H.A. Ijams
1892	2	5	0	None	Charles Moore	1894	No team				
						1895	No team				

Southern Intercollegiate Athletic Association Years (1896-1920)

Year	W	L	T	Coach	Captain	Year	W	L	T	Coach	Captain	
1896	4	0	0	None	Strang Nicklin	1908	7	2	0	George Levene	Walker Leach	
1897	4	1	0	None	James A. Baird	1909	1	6	2	George Levene	Nathan Dougherty	
1898	No team	Spanish-American War					1910	3	5	1	Alex Stone	W.C. Johnson
1899	6	2	0	J.A. Pierce	William L. Terry	1911	3	4	2	Z.G. Clevenger	H.C. Branch	
1900	3	2	1	J.A. Pierce	Bill Newman	1912	4	4	0	Z.G. Clevenger	C.H. Fonde	
1901	3	3	2	George Kelley	C.E. Holopeter	1913	6	3	0	Z.G. Clevenger	Sam Hayley	
1902	6	2	0	H.F. Fisher	Nash Buckingham	1914	9	0	0	Z.G. Clevenger	Farmer Kelly	
1903	4	5	0	H.F. Fisher	T.B. Green	1915	4	4	0	Z.G. Clevenger	E.A. McLean	
1904	3	5	1	S.D. Crawford	Roscoe Word	1916	8	0	1	John R. Bender	J.G. Vowell	
1905	3	5	1	J.D. DePree	Roscoe Word	1917	No team	World War I				
1906	1	6	2	J.D. DePree		1918	No team	World War I				
				Roscoe Word	E.P. Proctor	1919	3	3	3	John R. Bender	W.O. Lowe	
1907	7	2	1	George Levene	Roscoe Word	1920	7	2	0	John R. Bender	Buck Hatcher	

Southern Conference Years (1921-32)

Year	W	L	T	Coach	Captain	Year	W	L	T	Coach	Captain
1921	6	2	1	M.B. Banks	Hal Blair	1927	8	0	1	Gen. R.R. Neyland	John Barnhill
1922	8	2	0	M.B. Banks	Roy Striegel	1928	9	0	1	Gen. R.R. Neyland	Roy Witt
1923	5	4	1	M.B. Banks	Tarzan Holt	1929	9	0	1	Gen. R.R. Neyland	Howard Johnson
1924	3	5	0	M.B. Banks	J.G. Lowe	1930	9	1	0	Gen. R.R. Neyland	Harry Thayer
1925	5	2	1	M.B. Banks	J.G. Lowe	1931	9	0	1	Gen. R.R. Neyland	Eugene Mayer
1926	8	1	0	Gen. R.R. Neyland	Billy Harkness	1932	9	0	1	Gen. R.R. Neyland	Malcolm Aitken

YEAR-BY-YEAR RESULTS



Southeastern Conference Years (1933-Present)

Year	OVERALL RECORD			CONFERENCE RECORD			Finish	Coach	Captain
	W	L	T	W	L	T			
1933	7	3	0	5	2	0	Fourth	Gen. R.R. Neyland	Talmadge Maples
1934	8	2	0	5	1	0	Third	Gen. R.R. Neyland	Ralph Hatley
1935	4	5	0	2	3	0	Tie-Ninth	W.H. Britton	Toby Palmer
1936	6	2	2	3	1	2	Fourth	Gen. R.R. Neyland	DeWitt Weaver
1937	6	3	1	4	3	0	Seventh	Gen. R.R. Neyland	Joe Black Hayes
1938	11	0	0	7	0	0	First	Gen. R.R. Neyland	Bowden Wyatt
1939	10	1	0	6	0	0	Tie-First	Gen. R.R. Neyland	Sam Bartholomew
1940	10	1	0	5	0	0	First	Gen. R.R. Neyland	Norbert Ackermann
1941	8	2	0	3	1	0	Second	John Barnhill	Ray Graves
1942	9	1	1	4	1	0	Tie-Second	John Barnhill	Al Hust
1943	No team—World War II								
1944	7	1	1	5	0	1	Second	John Barnhill	Bob Dobelstein
1945	8	1	0	3	1	0	Second	John Barnhill	Billy Bevis
1946	9	2	0	5	0	0	Tie-First	Gen. R.R. Neyland	Walter Slater
1947	5	5	0	2	3	0	Tie-Ninth	Gen. R.R. Neyland	Denver Crawford
1948	4	4	2	2	3	1	Eighth	Gen. R.R. Neyland	Jim Powell
1949	7	2	1	4	1	1	Third	Gen. R.R. Neyland	Ralph Chancey, Hal Littleford
1950	11	1	0	4	1	0	Second	Gen. R.R. Neyland	Jack Stroud
1951	10	1	0	5	0	0	Tie-First	Gen. R.R. Neyland	Bert Rechichar
1952	8	2	1	5	0	1	Second	Gen. R.R. Neyland	Jim Haslam
1953	6	4	1	3	2	1	Seventh	Harvey Robinson	Mack Franklin
1954	4	6	0	1	5	0	Tie-11th	Harvey Robinson	Darris McCord
1955	6	3	1	3	2	1	Fourth	Bowden Wyatt	Jim Beutel
1956	10	1	0	6	0	0	First	Bowden Wyatt	John Gordy
1957	8	3	0	4	3	0	Fifth	Bowden Wyatt	Bill Anderson, Bill Johnson
1958	4	6	0	4	3	0	Fifth	Bowden Wyatt	Bobby Urbano
1959	5	4	1	3	4	1	Eighth	Bowden Wyatt	Joe Schaffer
1960	6	2	2	3	2	2	Tie-Fifth	Bowden Wyatt	Mike LaSorsa
1961	6	4	0	4	3	0	Tie-Fourth	Bowden Wyatt	Mike Lucci
1962	4	6	0	2	6	0	10th	Bowden Wyatt	Pat Augustine
1963	5	5	0	3	5	0	Eighth	Jim McDonald	Buddy Fisher
1964	4	5	1	1	5	1	10th	Doug Dickey	Steve DeLong
1965	8	1	2	3	1	2	Tie-Third	Doug Dickey	Hal Wantland
1966	8	3	0	4	2	0	Fifth	Doug Dickey	Austin Denney, Paul Naumoff
1967	9	2	0	6	0	0	First	Doug Dickey	Bob Johnson
1968	8	2	1	4	1	1	Second	Doug Dickey	Dick Williams
1969	9	2	0	5	1	0	First	Doug Dickey	Bill Young
1970	11	1	0	4	1	0	Second	Bill Battle	Tim Priest
1971	10	2	0	4	2	0	Tie-Fourth	Bill Battle	Jackie Walker
1972	10	2	0	4	2	0	Fourth	Bill Battle	Jamie Rotella
1973	8	4	0	3	3	0	Fourth	Bill Battle	Eddie Brown
1974	7	3	2	2	3	1	Tie-Seventh	Bill Battle	Condredge Holloway, Jim Watts
1975	7	5	0	3	3	0	Fifth	Bill Battle	Ron McCartney
1976	6	5	0	2	4	0	Eighth	Bill Battle	Larry Seivers, Andy Spiva
1977	4	7	0	1	5	0	Eighth	Johnny Majors	Pert Jenkins, Greg Jones, Brent Watson
1978	5	5	1	3	3	0	Tie-Fourth	Johnny Majors	Robert Shaw, Dennis Wolfe
1979	7	5	0	3	3	0	Tie-Fifth	Johnny Majors	Roland James, Craig Puki, Jimmy Streater
1980	5	6	0	3	3	0	Sixth	Johnny Majors	Jim Noonan
1981	8	4	0	3	3	0	Tie-Fourth	Johnny Majors	James Berry, Lemont Holt, Jeffers, Lee North
1982	6	5	1	3	2	1	Fifth	Johnny Majors	Mike L. Cofer
1983	9	3	0	4	2	0	Tie-Third	Johnny Majors	Reggie White
1984	7	4	1	3	3	0	Tie-Fifth	Johnny Majors	Johnnie Jones, Carl Zander
1985	9	1	2	5	1	0	First	Johnny Majors	Tim McGee, Tommy Sims, Chris White
1986	7	5	0	3	3	0	Sixth	Johnny Majors	Joey Clinkscales, Dale Jones, Bruce Wilkerson
1987	10	2	1	4	1	1	Third	Johnny Majors	Harry Galbreath, Kelly Ziegler
1988	5	6	0	3	4	0	Tie-Sixth	Johnny Majors	Keith DeLong, Nate Middlebrooks
1989	11	1	0	6	1	0	Tie-First	Johnny Majors	Eric Still
1990	9	2	2	5	1	1	First	Johnny Majors	Tony Thompson
1991	9	3	0	5	2	0	Third	Johnny Majors	Earnest Fields, John Fisher
1992	9	3	0	5	3	0	Third-East	J. Majors/P. Fulmer	Todd Kelly, J.J. McCleskey
1993	10	2	0	7	1	0	Tie-First-East	Phillip Fulmer	Craig Faulkner, Cory Fleming, Horace Morris, James Wilson
1994	8	4	0	5	3	0	Second-East	Phillip Fulmer	Kevin Mays, Ben Talley
1995	11	1	0	7	1	0	Second-East	Phillip Fulmer	Scott Galyon, Jason Layman, Bubba Miller
1996*	10	2		7	1		Second-East	Phillip Fulmer	Raymond Austin, Jay Graham
1997	11	2		7	1		First/First-East	Phillip Fulmer	Leonard Little, Peyton Manning
1998	13	0		8	0		First/First-East	Phillip Fulmer	Shawn Bryson, Jeff Hall, Mercedes Hamilton, Al Wilson
1999	9	3		6	2		Second-East	Phillip Fulmer	Chad Clifton, Dwayne Goodrich, Tee Martin, Billy Ratliff, Spencer Riley, Darwin Walker
2000	8	4		5	3		Tie-Second-East	Phillip Fulmer	David Leaverton, Eric Westmoreland, Cedrick Wilson
2001	11	2		7	1		Second/First-East	Phillip Fulmer	Will Bartholomew, John Henderson, Andre Lott, Will Overstreet, Fred Weary
2002	8	5		5	3		Third-East	Phillip Fulmer	Omari Hand, Eddie Moore, Will Offenheuse
2003	10	3		6	2		Tie-First-East	Phillip Fulmer	Casey Clausen, Kevin Burnett, Michael Munoz, Rashad Baker, Scott Wells, Constantin Ritzmann
2004	10	3		7	1		Second/First-East	Phillip Fulmer	Michael Munoz, Parys Haralson, Jason Respert, Tony Brown, Kevin Burnett, Jason Allen
2005	5	6		3	5		Tie-Fourth-East	Phillip Fulmer	Jason Allen, Rick Clausen, Cody Douglas, Parys Haralson, Jesse Mahelona, Rob Smith
2006	9	4		5	3		Second-East	Phillip Fulmer	Justin Harrell, Turk McBride, Marvin Mitchell, Jayson Swain, Arron Sears

Seasons

*In 1996 the NCAA established an overtime period, eliminating the tie as a possible outcome.

OUTLOOK

FOOTBALL STAFF

THE VOIS

OPPONENTS / REVIEW

HONORS

RECORDS

VOLMANAC



RECORDS VS. OPPONENTS

Opponent	First Meeting	Last Meeting	Won	Lost	Tied
Air Force.....	1970	2006	2	0	0
Akron.....	1989	1989	1	0	0
Alabama.....	1901	2006	38	44	7
UAB.....	1998	2005	2	0	0
American University.....	1905	1906	2	0	1
Arkansas.....	1907	2006	12	3	0
Army.....	1923	1986	5	2	1
Asheville Athletes.....	1893	1893	1	0	0
Athens.....	1913	1913	1	0	0
Auburn.....	1900	2004	21	25	3
Baylor.....	1956	1956	0	1	0
Boston College.....	1940	1992	8	2	0
Bristol A.C.....	1897	1897	1	0	0
California.....	1977	2006	2	1	0
California-Santa Barbara.....	1971	1971	1	0	0
Camp Benning.....	1922	1922	1	0	0
Carson-Newman.....	1903	1931	12	0	0
Central University.....	1896	1896	1	0	0
Centre.....	1905	1935	10	3	2
Chattanooga A.C.....	1892	1896	2	0	0
Cincinnati.....	1904	1992	4	1	0
The Citadel.....	1938	1983	3	0	0
Clemson.....	1901	2003	11	6	2
Colorado.....	1990	1990	0	0	1
Colorado State.....	1975	1989	4	0	0
Cumberland (Ky.).....	1896	1897	2	0	0
Cumberland (Tenn.).....	1915	1915	1	0	0
Dartmouth.....	1921	1921	0	1	0
Davidson.....	1913	1913	1	0	0
Dayton.....	1941	1955	4	0	0
1 -Duke.....	1893	2003	14	13	2
East Carolina.....	1995	1995	1	0	0
Emory & Henry.....	1920	1925	5	0	0
Florida.....	1916	2006	19	17	0
Florida State.....	1958	1998	1	1	0
Fordham.....	1934	1942	1	1	0
Fresno State.....	2003	2003	1	0	0
Furman.....	1941	1942	2	0	0
George Washington.....	1933	1933	1	0	0
Georgetown (Ky.).....	1900	1923	3	0	0
Georgia.....	1899	2006	19	15	2
Georgia Tech.....	1902	1987	24	17	2
Hawaii.....	1972	1975	2	0	0
Houston.....	1953	1998	2	1	0
Howard.....	1910	1941	2	0	0
Indiana.....	1987	1987	1	0	0
Iowa.....	1982	1987	1	1	0
Iowa State.....	1982	1982	1	0	0
Kansas.....	1973	1974	2	0	0
Kansas State.....	2000	2000	0	1	0
2 -Kentucky.....	1893	2006	70	23	9
King.....	1897	1914	7	0	0
Louisiana-Lafayette.....	1992	1992	1	0	0
Louisiana-Monroe.....	2000	2000	1	0	0
LSU.....	1925	2006	20	6	3
Louisiana Tech.....	1993	2004	2	0	0
Louisville.....	1914	1993	5	0	0
Marshall.....	2003	2006	2	0	0
Maryland.....	1951	2002	5	3	0
Maryville.....	1892	1936	25	1	1
5 -Memphis.....	1968	2006	20	1	0
Mercer.....	1912	1940	2	1	0
Miami (Fl.).....	1985	2003	2	1	0
Michigan.....	2001	2001	1	0	0
Middle Tennessee.....	2002	2002	1	0	0
Minnesota.....	1986	1986	1	0	0
Mississippi.....	1902	2005	43	18	1
4 -Mississippi State.....	1907	2003	26	15	1

Opponent	First Meeting	Last Meeting	Won	Lost	Tied
Mooney School.....	1910	1911	2	0	0
Nashville.....	1901	1904	2	1	1
Nebraska.....	1997	1999	0	2	0
UNLV.....	1996	2004	2	0	0
New Mexico.....	1983	1986	2	0	0
New York University.....	1931	1931	1	0	0
North Carolina.....	1893	1961	20	10	1
North Carolina State.....	1911	1939	1	1	0
North Texas State.....	1975	1975	0	1	0
Northwestern.....	1996	1996	1	0	0
Notre Dame.....	1978	2005	4	4	0
Ohio State.....	1995	1995	1	0	0
Oklahoma.....	1938	1967	1	1	0
Oklahoma State.....	1995	1995	1	0	0
Oregon State.....	1977	1978	1	0	1
Pacific.....	1990	1990	1	0	0
Penn State.....	1971	2006	2	3	0
Pittsburgh.....	1980	1983	0	2	0
Purdue.....	1979	1979	0	1	0
Rhodes.....	1911	1940	3	0	0
Rice.....	1946	1968	2	1	0
Richmond.....	1963	1963	1	0	0
Rutgers.....	1979	2002	3	1	0
Sewanee.....	1891	1939	12	10	0
South Carolina.....	1903	2006	20	3	2
Southern California.....	1939	1981	0	4	0
Southern Methodist.....	1970	1970	1	0	0
Southern Mississippi.....	1950	2000	4	0	0
Syracuse.....	1966	2001	3	0	0
Tampa.....	1960	1967	2	0	0
Temple.....	1944	1990	2	0	0
3 -Tennessee-Chattanooga.....	1899	1969	37	2	2
Tennessee Medical School.....	1911	1912	1	0	1
Tennessee Military Institute.....	1907	1907	1	0	0
Tennessee School for Deaf.....	1905	1905	1	0	0
Tennessee Tech.....	1947	1951	5	0	0
Texas.....	1950	1968	1	2	0
Texas A&M.....	1957	2004	2	0	0
Texas Christian.....	1973	1976	2	0	0
UTEP.....	1986	1990	2	0	0
Texas Tech.....	1973	1997	1	1	0
2 -Transylvania.....	1899	1927	4	1	0
Tulane.....	1923	1967	4	1	0
Tulsa.....	1942	1974	5	0	0
Tusculum.....	1915	1919	3	0	0
UCLA.....	1965	1997	7	4	2
Utah.....	1975	1984	3	0	0
Vanderbilt.....	1892	2006	68	27	5
Villanova.....	1945	1945	1	0	0
Virginia.....	1927	1990	3	1	0
Virginia Military.....	1923	1923	0	1	0
Virginia Tech.....	1896	1994	5	2	0
Wake Forest.....	1892	1985	6	3	0
Washington & Lee.....	1899	1951	5	0	0
Washington State.....	1980	1994	4	1	0
Wichita State.....	1981	1981	1	0	0
William & Mary.....	1945	1945	1	0	0
Wisconsin.....	1981	1981	1	0	0
Wofford.....	1952	1952	1	0	0
Wyoming.....	1999	2002	2	0	0
Opponents.....	1891	2006	761	316	53

Footnote 1—The present-day Duke was known as Trinity College from 1859-1924. Tennessee had one game with Trinity in 1893.

Footnote 2—The present-day Kentucky was known as Kentucky A&M from 1878-1907 and Kentucky State from 1908-1916. Kentucky should not be confused with Transylvania, which was known as Kentucky University from 1878-1909. Tennessee had games with Kentucky University in 1899 and 1901.

Footnote 3—The present-day UT-Chattanooga was known from 1889-1906 as Grant and from 1907-1969 as Chattanooga. Tennessee had games with Grant in 1900, 1904 and 1905, and played numerous games with Chattanooga between 1908-66. Tennessee played UT-Chattanooga in 1969.

Footnote 4—The present-day Mississippi State was known until 1932 as Mississippi A&M. Tennessee played A&M several times before 1932, with the first game being played in 1907.

Footnote 5—The present-day Memphis was known as Memphis State from 1912-93.

SERIES RESULTS



AIR FORCE

(2-0-0)

1970	New Orleans.....	W .. 34-13
2006	Knoxville.....	W ..31-30

AKRON

(1-0-0)

1989	Knoxville.....	W .. 52-9
------	----------------	-----------

ALABAMA

(38-44-7)

at Knoxville: 20-20-1
at Tuscaloosa: 4-3
at Birmingham: 14-21-6
Biggest Win: 27 points (41-14; 1969 and 1995, both in Birmingham)
Biggest Loss: 51 points (51-0; 1906 in Birmingham)
Longest Winning Streak: 7 games (1995-2001)
Longest Losing Streak: 11 games (1971-81)
Current Streak: Tennessee 1 game

1901	Birmingham.....	T	6-6
1903	Birmingham.....	L	0-24
1904	Birmingham.....	W	5-0
1905	Birmingham.....	L	0-29
1906	Birmingham.....	L	0-51
1907	Birmingham.....	L	0-5
1908	Birmingham.....	L	0-4
1909	Knoxville.....	L	0-10
1912	Birmingham.....	L	0-7
1913	Tuscaloosa.....	L	0-6
1914	Knoxville.....	W	17-7
1928	Tuscaloosa.....	W	15-13
1929	Knoxville.....	W	6-0
1930	Tuscaloosa.....	L	6-18
1931	Knoxville.....	W	25-0
1932	Birmingham.....	W	7-3
1933	Knoxville.....	L	6-12
1934	Birmingham.....	L	6-13
1935	Knoxville.....	L	0-25
1936	Birmingham.....	T	0-0
1937	Knoxville.....	L	7-14
1938	Birmingham.....	W	13-0
1939	Knoxville.....	W	21-0
1940	Birmingham.....	W	27-12
1941	Knoxville.....	L	2-9
1942	Birmingham.....	L	0-8
1944	Knoxville.....	T	0-0
1945	Birmingham.....	L	7-25
1946	Knoxville.....	W	12-0
1947	Birmingham.....	L	0-10
1948	Knoxville.....	W	21-6
1949	Birmingham.....	T	7-7
1950	Knoxville.....	W	14-9
1951	Birmingham.....	W	27-13
1952	Knoxville.....	W	20-0
1953	Birmingham.....	T	0-0
1954	Knoxville.....	L	0-27
1955	Birmingham.....	W	20-0
1956	Knoxville.....	W	24-0
1957	Birmingham.....	W	14-0
1958	Knoxville.....	W	14-7
1959	Birmingham.....	T	7-7
1960	Knoxville.....	W	20-7
1961	Birmingham.....	L	3-34
1962	Knoxville.....	L	7-27
1963	Birmingham.....	L	0-35
1964	Knoxville.....	L	8-19
1965	Birmingham.....	T	7-7
1966	Knoxville.....	L	10-11
1967	Birmingham.....	W	24-13
1968	Knoxville.....	W	10-9
1969	Birmingham.....	W	41-14
1970	Knoxville.....	W	24-0
1971	Birmingham.....	L	15-32
1972	Knoxville.....	L	10-17
1973	Birmingham.....	L	21-42
1974	Knoxville.....	L	6-28
1975	Birmingham.....	L	7-30
1976	Knoxville.....	L	13-20
1977	Birmingham.....	L	10-24
1978	Knoxville.....	L	17-30
1979	Birmingham.....	L	17-27

1980	Knoxville.....	L	0-27
1981	Birmingham.....	L	19-38
1982	Knoxville.....	W	35-28
1983	Birmingham.....	W	41-34
1984	Knoxville.....	W	28-27
1985	Birmingham.....	W	16-14
1986	Knoxville.....	L	28-56
1987	Birmingham.....	L	22-41
1988	Knoxville.....	L	20-28
1989	Birmingham.....	L	30-47
1990	Knoxville.....	L	6-9
1991	Birmingham.....	L	19-24
1992	Knoxville.....	L	10-17
1993	Birmingham*.....	T	17-17
1994	Knoxville.....	L	13-17
1995	Birmingham.....	W	41-14
1996	Knoxville.....	W	20-13
1997	Birmingham.....	W	38-21
1998	Knoxville.....	W	35-18
1999	Tuscaloosa.....	W	21-7
2000	Knoxville.....	W	20-10
2001	Tuscaloosa.....	W	35-24
2002	Knoxville.....	L	14-34
2003	Tuscaloosa (50T).....	W	51-43
2004	Knoxville.....	W	17-13
2005	Tuscaloosa.....	L	3-6
2006	Knoxville.....	W	16-13

* Game later forfeited to Tennessee as a result of NCAA sanctions.

UAB

(2-0-0)

1998	Knoxville.....	W	37-13
2005	Knoxville.....	W	17-10

AMERICAN

(2-0-1)

1905	Knoxville.....	W	104-0
1906	Knoxville.....	W	10-0
1906	Harriman.....	T	5-5

ARKANSAS

(12-3-0)

at Knoxville: 5-1
at Fayetteville: 2-2
at Little Rock: 3-0
Bowl Games: 2-0
Biggest Win: 43 points (63-20; 2000 in Knoxville)
Biggest Loss: 17 points (31-14; 2006 in Fayetteville)
Longest Winning Streak: 6 games (1993-98)
Longest Losing Streak: 1 game
Current Streak: Arkansas 1 game

1907	Little Rock.....	W	14-2
1971	Memphis.....	W	14-13
1990	Dallas.....	W	31-27
1992	Knoxville.....	L	24-25
1993	Little Rock.....	W	28-14
1994	Knoxville.....	W	38-21
1995	Fayetteville.....	W	49-31
1996	Knoxville.....	W	55-14
1997	Little Rock.....	W	30-22
1998	Knoxville.....	W	28-24
1999	Fayetteville.....	L	24-28
2000	Knoxville.....	W	63-20
2001	Fayetteville.....	W	13-3
2002	Knoxville (60T).....	W	41-38
2006	Fayetteville.....	L	14-31

ARKANSAS STATE

First Meeting

ARMY

(5-2-1)

1923	West Point.....	L	0-41
1965	Knoxville.....	W	21-0
1966	Memphis.....	W	38-7
1970	Knoxville.....	W	48-3
1973	West Point.....	W	37-18
1978	Knoxville.....	W	31-13
1984	Knoxville.....	T	24-24
1986	Knoxville.....	L	21-25

ASHEVILLE ATHLETES

(1-0-0)

1893	Knoxville.....	W	12-6
------	----------------	---------	------

ATHENS

(1-0-0)

1913	Knoxville.....	W	95-0
------	----------------	---------	------

AUBURN

(21-25-3)

1900	Birmingham.....	L	0-23
1929	Knoxville.....	W	27-0
1935	Birmingham.....	W	13-6
1936	Knoxville.....	L	0-6
1937	Birmingham.....	L	7-20
1938	Knoxville.....	W	7-0
1939	Knoxville.....	W	7-0
1956	Birmingham.....	W	35-7
1957	Knoxville.....	L	0-7
1958	Birmingham.....	L	0-13
1959	Knoxville.....	W	3-0
1960	Birmingham.....	W	10-3
1961	Knoxville.....	L	21-24
1962	Birmingham.....	L	21-22
1963	Knoxville.....	L	19-23
1964	Birmingham.....	L	0-3
1965	Knoxville.....	T	13-13
1966	Birmingham.....	W	28-0
1967	Knoxville.....	W	27-13
1968	Birmingham.....	L	14-28
1969	Knoxville.....	W	45-19
1970	Birmingham.....	L	23-36
1971	Knoxville.....	L	9-10
1972	Birmingham.....	L	6-10
1973	Knoxville.....	W	21-0
1974	Auburn.....	L	0-21
1975	Knoxville.....	W	21-17
1976	Birmingham.....	L	28-38
1977	Knoxville.....	L	12-14
1978	Birmingham.....	L	10-29
1979	Knoxville.....	W	35-17
1980	Auburn.....	W	42-0
1981	Knoxville.....	W	10-7
1982	Auburn.....	L	14-24
1983	Knoxville.....	L	14-37
1984	Auburn.....	L	10-29
1985	Knoxville.....	W	38-20
1986	Auburn.....	L	8-34
1987	Knoxville.....	T	20-20
1988	Auburn.....	L	6-38
1989	Knoxville.....	W	21-14
1990	Auburn.....	T	26-26
1991	Knoxville.....	W	30-21
1997	Atlanta.....	W	30-29
1998	Auburn.....	W	17-9
1999	Knoxville.....	W	24-0
2003	Auburn.....	L	21-28
2004	Knoxville.....	L	10-34
2004	Atlanta.....	L	28-38

BAYLOR

(0-1-0)

1956	New Orleans.....	L	7-13
------	------------------	---------	------

BOSTON COLLEGE

(8-2-0)

1940	New Orleans.....	L	13-19
1941	Boston.....	W	14-7
1946	Boston.....	W	33-13
1947	Knoxville.....	W	38-13
1964	Knoxville.....	W	16-14
1977	Knoxville.....	W	24-18
1979	Boston.....	W	28-16
1987	Boston.....	L	18-20
1988	Knoxville.....	W	10-7
1992	Tampa.....	W	38-23

BRISTOL A.C.

(1-0-0)

1897	Bristol.....	W	12-0
------	--------------	---------	------

CALIFORNIA

(2-1-0)

at Knoxville: 2-1
Biggest Win: 26 points (38-12; 1987 in Knoxville)
Biggest Loss: 10 points (27-17; 1977 in Knoxville)
Current Streak: Tennessee 2 games

1977	Knoxville.....	L	17-27
1987	Knoxville.....	W	38-12
2006	Knoxville.....	W	35-18

UC SANTA BARBARA

(1-0-0)

1971	Knoxville.....	W	48-6
------	----------------	---------	------

CAMP BENNING

(1-0-0)

1922	Columbus.....	W	15-0
------	---------------	---------	------

CARSON-NEWMAN

(12-0-0)

1903	Knoxville.....	W	38-0
1913	Knoxville.....	W	58-0
1914	Knoxville.....	W	89-0
1915	Knoxville.....	W	101-0
1922	Knoxville.....	W	32-7
1924	Knoxville.....	W	13-0
1926	Knoxville.....	W	13-0
1927	Knoxville.....	W	33-0
1928	Knoxville.....	W	57-0
1929	Knoxville.....	W	73-0
1930	Knoxville.....	W	34-0
1931	Knoxville.....	W	31-0

CENTRAL UNIVERSITY

(1-0-0)

1896	Knoxville.....	W	30-0
------	----------------	---------	------

CENTRE

(10-3-2)

1905	Knoxville.....	W	31-5
1906	Knoxville.....	L	0-6
1909	Knoxville.....	T	0-0
1910	Knoxville.....	L	2-17
1911	Knoxville.....	T	0-0
1912	Knoxville.....	W	67-0
1915	Knoxville.....	W	80-0
1924	Knoxville.....	L	0-32
1925	Danville.....	W	12-0
1926	Knoxville.....	W	30-7
1928	Knoxville.....	W	41-7
1929	Knoxville.....	W	40-6
1930	Knoxville.....	W	18-0
1934	Knoxville.....	W	32-0
1935	Knoxville.....	W	25-14

CHATTANOOGA A.C.

(2-0-0)

1892	Chattanooga.....	W	16-6
1896	Chattanooga.....	W	4-0

CINCINNATI

(4-1-0)

1904	Knoxville.....	L	0-35
1919	Knoxville.....	W	33-12
1941	Knoxville.....	W	21-6
1942	Knoxville.....	W	34-12
1992	Knoxville.....	W	40-0

THE CITADEL

(3-0-0)

1938	Knoxville.....	W	44-0
1939	Knoxville.....	W	34-0
1983	Memphis.....	W	45-6

CLEMSON

(11-6-2)

1901	Knoxville.....	T	6-6
1902	Knoxville.....	L	0-11
1904	Knoxville.....	L	0-6
1905	Clemson.....	T	5-5
1906	Clemson.....	L	0-16
1907	Clemson.....	W	4-0
1908	Knoxville.....	W	6-5
1914	Knoxville.....	W	27-0
1915	Knoxville.....	L	0-3

OUTLOOK

FOOTBALL STAFF

THE VOIS

OPPONENTS / REVIEW

HONORS

RECORDS

VOLMANAC



SERIES RESULTS

1916	ClemsonW	14-0
1919	ClemsonL	0-14
1920	KnoxvilleW	26-0
1930	KnoxvilleW	27-0
1931	KnoxvilleW	44-0
1938	KnoxvilleW	20-7
1944	KnoxvilleW	26-7
1974	KnoxvilleW	29-28
1976	KnoxvilleW	21-19
2003	AtlantaL	14-27

COLORADO (0-0-1)

1990	AnaheimT	31-31
------	---------	--------	-------

COLORADO STATE (4-0-0)

1975	KnoxvilleW	28-7
1981	KnoxvilleW	42-0
1987	KnoxvilleW	49-3
1989	KnoxvilleW	17-14

CUMBERLAND (KY.) (2-0-0)

AS WILLIAMSBURG INSTITUTE

1896	KnoxvilleW	10-6
1897	KnoxvilleW	6-0

CUMBERLAND (TENN.) (1-0-0)

1915	KnoxvilleW	101-0
------	-----------	--------	-------

DARTMOUTH (0-1-0)

1921	HanoverL	3-14
------	---------	--------	------

DAVIDSON (1-0-0)

1913	KnoxvilleW	9-0
------	-----------	--------	-----

DAYTON (4-0-0)

1941	KnoxvilleW	26-0
1942	KnoxvilleW	34-6
1954	KnoxvilleW	14-7
1955	KnoxvilleW	53-7

DUKE (14-13-2)

AS TRINITY COLLEGE

1893	DurhamL	0-70
------	--------	--------	------

AS DUKE

1931	KnoxvilleW	25-2
1932	KnoxvilleW	16-13
1933	DurhamL	2-10
1934	KnoxvilleW	14-6
1935	DurhamL	6-19
1936	KnoxvilleW	15-13
1937	DurhamT	0-0
1940	KnoxvilleW	13-0
1941	DurhamL	0-19
1946	DurhamW	12-7
1947	KnoxvilleL	7-19
1948	DurhamT	7-7
1949	KnoxvilleL	7-21
1950	DurhamW	28-7
1951	KnoxvilleW	26-0
1952	DurhamL	0-7
1953	KnoxvilleL	7-21
1954	DurhamL	6-7
1955	KnoxvilleL	0-21
1956	DurhamW	33-20
1973	KnoxvilleW	21-17
1976	KnoxvilleL	18-21
1978	KnoxvilleW	34-0
1982	KnoxvilleL	24-25
1988	KnoxvilleL	26-31
1989	KnoxvilleW	28-6
1993	KnoxvilleW	52-19
2003	KnoxvilleW	23-6

EAST CAROLINA (1-0-0)

1995	KnoxvilleW	27-7
------	-----------	--------	------

EMORY & HENRY (5-0-0)

1920	KnoxvilleW	45-0
1921	KnoxvilleW	27-0
1922	KnoxvilleW	50-0
1924	KnoxvilleW	27-0
1925	KnoxvilleW	51-0

FLORIDA (19-17-0)

at Knoxville: 11-8

at Gainesville: 5-8

Neutral: 3-1

Biggest Win: 42 points (45-3; 1990 in Knoxville)

Biggest Loss: 31 points (31-0; 1994 in Knoxville)

Longest Winning Streak: 10 games (1916-53)

Longest Losing Streak: 5 games (1993-97)

Current Streak: Florida 2 games

1916	TampaW	24-0
1921	KnoxvilleW	9-0
1928	KnoxvilleW	13-12
1930	JacksonvilleW	13-6
1932	JacksonvilleW	32-13
1933	KnoxvilleW	13-6
1940	KnoxvilleW	14-0
1944	KnoxvilleW	40-0
1952	KnoxvilleW	26-12
1953	GainesvilleW	9-7
1954	KnoxvilleL	0-14
1955	GainesvilleW	20-0
1969	JacksonvilleL	13-14
1970	KnoxvilleW	38-7
1971	GainesvilleW	20-13
1976	KnoxvilleL	18-20
1977	GainesvilleL	17-27
1984	KnoxvilleL	30-43
1985	GainesvilleL	10-17
1990	KnoxvilleW	45-3
1991	GainesvilleL	18-35
1992	KnoxvilleW	31-14
1993	GainesvilleL	34-41
1994	KnoxvilleL	0-31
1995	GainesvilleL	37-62
1996	KnoxvilleL	29-35
1997	GainesvilleL	20-33
1998	Knoxville (OT)W	20-17
1999	GainesvilleL	21-23
2000	KnoxvilleL	23-27
2001	GainesvilleW	34-32
2002	KnoxvilleL	13-30
2003	GainesvilleW	24-10
2004	KnoxvilleW	30-28
2005	GainesvilleL	7-16
2006	FloridaL	20-21

FLORIDA STATE (1-1-0)

1958	KnoxvilleL	0-10
1998	TempeW	23-16

FORDHAM (1-1-0)

1934	New YorkL	12-13
1942	KnoxvilleW	40-14

FRESNO STATE (1-0-0)

2003	KnoxvilleW	24-6
------	-----------	--------	------

FURMAN (2-0-0)

1941	KnoxvilleW	32-6
1942	KnoxvilleW	52-7

GEORGE WASHINGTON (1-0-0)

1933	WashingtonW	13-0
------	------------	--------	------

GEORGETOWN (KY.) (3-0-0)

1900	KnoxvilleW	12-6
1901	KnoxvilleW	12-0
1923	KnoxvilleW	13-6

GEORGIA (19-15-2)

at Knoxville: 9-8-1

at Athens: 10-7-1

Biggest Win: 46 points (46-0; 1936 in Athens)

Biggest Loss: 44 points (44-0; 1981 in Athens)

Longest Winning Streak: 9 games (1989-99)

Longest Losing Streak: 5 games (1909-24)

Current Streak: Tennessee 1 game

1899	KnoxvilleW	5-0
1903	KnoxvilleL	0-5
1906	AthensT	0-0
1907	AthensW	15-0
1908	KnoxvilleW	10-0
1909	KnoxvilleL	0-3
1910	AthensL	5-35
1922	AthensL	3-7
1923	KnoxvilleL	0-17
1924	AthensL	0-33
1925	KnoxvilleW	12-7
1936	AthensW	46-0
1937	KnoxvilleW	32-0
1968	KnoxvilleT	17-17
1969	AthensW	17-3
1972	AthensW	14-0
1973	KnoxvilleL	31-35
1980	KnoxvilleL	15-16
1981	AthensL	0-44
1988	AthensL	17-28
1989	KnoxvilleW	17-14
1992	AthensW	34-31
1993	KnoxvilleW	38-6
1994	AthensW	41-23
1995	KnoxvilleW	30-27
1996	AthensW	29-17
1997	KnoxvilleW	38-13
1998	AthensW	22-3
1999	KnoxvilleW	37-20
2000	AthensL	10-21
2001	KnoxvilleL	24-26
2002	AthensL	13-18
2003	KnoxvilleL	14-41
2004	AthensW	19-14
2005	KnoxvilleL	14-27
2006	AthensW	51-33

GEORGIA TECH (24-17-2)

1902	AtlantaW	10-6
1903	KnoxvilleW	11-0
1904	AtlantaL	0-2
1905	AtlantaL	0-45
1907	AtlantaL	4-6
1908	AtlantaW	6-5
1909	KnoxvilleL	0-29
1911	AtlantaL	0-24
1946	KnoxvilleW	13-9
1947	AtlantaL	0-27
1948	AtlantaW	13-6
1949	KnoxvilleL	13-30
1954	AtlantaL	7-28
1955	KnoxvilleT	7-7
1956	AtlantaW	6-0
1957	KnoxvilleW	21-6
1958	AtlantaL	7-21
1959	KnoxvilleL	7-14
1960	AtlantaL	7-14
1961	KnoxvilleW	10-6
1962	AtlantaL	0-17
1963	KnoxvilleL	7-23
1964	AtlantaW	22-14
1965	KnoxvilleW	21-7
1966	AtlantaL	3-6
1967	KnoxvilleW	24-13
1968	AtlantaW	24-7
1969	KnoxvilleW	26-8
1970	AtlantaW	17-6
1971	KnoxvilleW	10-6
1972	AtlantaW	34-3
1973	KnoxvilleW	20-14
1976	AtlantaW	42-7

1977	KnoxvilleL	8-24
1979	KnoxvilleW	31-0
1980	AtlantaW	23-10
1981	KnoxvilleW	10-7
1982	AtlantaL	21-31
1983	KnoxvilleW	37-3
1984	AtlantaW	24-21
1985	KnoxvilleT	6-6
1986	AtlantaL	13-14
1987	KnoxvilleW	29-15

HAWAII (2-0-0)

1972	KnoxvilleW	34-2
1975	HonoluluW	28-6

HOUSTON (2-1-0)

1953	HoustonL	19-33
1965	KnoxvilleW	17-8
1998	KnoxvilleW	42-7

HOWARD (2-0-0)

1910	BirminghamW	17-0
1941	KnoxvilleW	28-6

INDIANA (1-0-0)

1987	AtlantaW	27-22
------	---------	--------	-------

IOWA (1-1-0)

1982	AtlantaL	22-28
1987	East RutherfordW	23-22

IOWA STATE (1-0-0)

1982	KnoxvilleW	23-21
------	-----------	--------	-------

KANSAS (2-0-0)

1973	MemphisW	28-27
1974	KnoxvilleW	17-3

KANSAS STATE (0-1-0)

2000	DallasL	21-35
------	--------	--------	-------

KENTUCKY (70-23-9)

at Knoxville: 37-10-6

at Lexington: 33-13-3

Biggest Win: 52 points (52-0; 1994 in Knoxville)

Biggest Loss: 56 points (56-0; 1893 in Knoxville)

Longest Winning Streak: 22 games (1985-2006)

Longest Losing Streak: 4 games (1909-12)

Current Streak: Tennessee 22 games

AS KENTUCKY A&M			
1893	KnoxvilleL	0-56
1899	KnoxvilleW	12-0
1901	KnoxvilleW	5-0
1906	LexingtonL	0-21
1907	KnoxvilleT	0-0
AS KENTUCKY STATE			
1908	KnoxvilleW	7-0
1909	LexingtonL	0-17
1910	KnoxvilleL	0-10
1911	LexingtonL	0-12
1912	KnoxvilleL	6-13
1913	LexingtonW	13-7
1914	KnoxvilleW	23-6
1915	LexingtonL	0-6
1916	KnoxvilleT	0-0
AS KENTUCKY			
1919	LexingtonL	0-13
1920	KnoxvilleW	14-7
1921	LexingtonT	0-0
1922	KnoxvilleW	14-7
1923	LexingtonW	18-0
1924			



1929	Lexington	T	6-6
1930	Knoxville	W	8-0
1931	Lexington	T	6-6
1932	Knoxville	W	26-0
1933	Lexington	W	27-0
1934	Knoxville	W	19-0
1935	Lexington	L	0-27
1936	Knoxville	W	7-6
1937	Lexington	W	13-0
1938	Knoxville	W	46-0
1939	Lexington	W	19-0
1940	Knoxville	W	33-0
1941	Lexington	W	20-7
1942	Knoxville	W	26-0
1944	Knoxville	W	26-13
1944	Lexington	W	21-7
1945	Lexington	W	14-0
1946	Knoxville	W	7-0
1947	Lexington	W	13-6
1948	Knoxville	T	0-0
1949	Lexington	W	6-0
1950	Knoxville	W	7-0
1951	Lexington	W	28-0
1952	Knoxville	T	14-14
1953	Lexington	L	21-27
1954	Knoxville	L	13-14
1955	Lexington	L	0-23
1956	Knoxville	W	20-7
1957	Lexington	L	6-20
1958	Knoxville	L	2-6
1959	Lexington	L	0-20
1960	Knoxville	T	10-10
1961	Lexington	W	26-16
1962	Knoxville	L	10-12
1963	Lexington	W	19-0
1964	Knoxville	L	7-12
1965	Lexington	W	19-3
1966	Knoxville	W	28-19
1967	Lexington	W	17-7
1968	Knoxville	W	24-7
1969	Lexington	W	31-26
1970	Knoxville	W	45-0
1971	Lexington	W	21-7
1972	Knoxville	W	17-7
1973	Lexington	W	16-14
1974	Knoxville	W	24-7
1975	Lexington	W	17-13
1976	Knoxville	L	0-7
1977	Lexington	L	17-21
1978	Knoxville	W	29-14
1979	Lexington	W	20-17
1980	Knoxville	W	45-14
1981	Lexington	L	10-21
1982	Knoxville	W	28-7
1983	Lexington	W	10-0
1984	Knoxville	L	12-17
1985	Lexington	W	42-0
1986	Knoxville	W	28-9
1987	Lexington	W	24-22
1988	Knoxville	W	28-24
1989	Lexington	W	31-10
1990	Knoxville	W	42-28
1991	Lexington	W	16-7
1992	Knoxville	W	34-13
1993	Lexington	W	48-0
1994	Knoxville	W	52-0
1995	Lexington	W	34-31
1996	Knoxville	W	56-10
1997	Lexington	W	59-31
1998	Knoxville	W	59-21
1999	Lexington	W	56-21
2000	Knoxville	W	59-20
2001	Lexington	W	38-35
2002	Knoxville	W	24-0
2003	Lexington	W	20-7
2004	Knoxville	W	37-31
2005	Lexington	W	27-8
2006	Knoxville	W	17-12

KING
(7-0-0)

1897	Knoxville	W	28-0
1899	Knoxville	W	11-5

1900	Knoxville	W	22-0
1901	Knoxville	W	8-0
1902	Knoxville	W	12-0
1912	Knoxville	W	101-0
1914	Knoxville	W	55-3

LOUISIANA-LAFAYETTE

(1-0-0)

AS SOUTHWESTERN LOUISIANA

1992	Knoxville	W	38-3
------	-----------	---	------

LOUISIANA-MONROE

(1-0-0)

2000	Knoxville	W	70-3
------	-----------	---	------

LSU

(20-6-3)

1925	Knoxville	T	0-0
1926	Baton Rouge	W	14-7
1933	Baton Rouge	L	0-7
1934	Knoxville	W	19-13
1938	Knoxville	W	14-6
1939	Baton Rouge	W	20-0
1940	Knoxville	W	28-0
1941	Baton Rouge	W	13-6
1942	Knoxville	W	26-0
1944	Baton Rouge	W	13-0
1952	Baton Rouge	W	22-3
1953	Knoxville	W	32-14
1959	Knoxville	W	14-13
1964	Baton Rouge	T	3-3
1967	Knoxville	W	17-14
1972	Houston	W	24-17
1974	Baton Rouge	L	10-20
1975	Knoxville	W	24-10
1982	Baton Rouge	T	24-24
1983	Knoxville	W	20-6
1988	Knoxville	L	9-34
1989	Baton Rouge	W	45-39
1992	Baton Rouge	W	20-0
1993	Knoxville	W	42-20
2000	Baton Rouge (OT)	L	31-38
2001	Knoxville	W	26-18
2001	Atlanta	L	20-31
2005	Baton Rouge (OT)	W	30-27
2006	Knoxville	L	24-28

LOUISIANA TECH

(2-0-0)

1993	Knoxville	W	50-0
2004	Knoxville	W	42-17

LOUISVILLE

(5-0-0)

1914	Louisville	W	66-0
1953	Knoxville	W	59-6
1987	Knoxville	W	41-10
1991	Louisville	W	28-11
1993	Knoxville	W	45-10

MARSHALL

(2-0-0)

2003	Knoxville	W	34-24
2006	Knoxville	W	33-7

MARYLAND

(5-3-0)

1951	New Orleans	L	13-28
1956	Knoxville	W	34-7
1957	College Park	W	16-0
1974	Memphis	W	7-3
1975	Knoxville	W	26-8
1983	Orlando	W	30-23
1984	El Paso	L	27-28
2002	Atlanta	L	3-30

MARYVILLE

(25-1-1)

1892	Maryville	W	25-0
1893	Knoxville	W	32-0
1902	Knoxville	W	34-0
1903	Knoxville	W	17-0
1904	Knoxville	W	17-0
1906	Knoxville	L	0-11
1907	Knoxville	W	34-0

1908	Knoxville	W	39-5
1910	Knoxville	W	13-0
1911	Knoxville	W	22-5
1912	Knoxville	W	38-0
1913	Knoxville	W	75-0
1916	Knoxville	W	32-6
1919	Knoxville	W	32-2
1920	Knoxville	W	47-0
1921	Maryville	W	7-0
1922	Knoxville	W	21-0
1923	Knoxville	T	14-14
1924	Knoxville	W	28-10
1925	Knoxville	W	13-0
1926	Knoxville	W	6-0
1927	Knoxville	W	7-0
1928	Knoxville	W	41-0
1930	Knoxville	W	54-0
1931	Knoxville	W	33-0
1932	Knoxville	W	60-0
1936	Knoxville	W	34-0

MEMPHIS

(20-1-0)

AS MEMPHIS STATE

1968	Knoxville	W	24-17
1969	Memphis	W	55-16
1972	Memphis	W	38-7
1974	Knoxville	W	34-6
1976	Memphis	W	21-14
1977	Knoxville	W	27-14
1981	Memphis	W	28-9
1982	Knoxville	W	29-3
1984	Knoxville	W	41-9
1985	Memphis	W	17-7
1986	Knoxville	W	33-3
1988	Memphis	W	38-25
1991	Knoxville	W	52-24
1992	Memphis	W	26-21

MERCER

(2-1-0)

1912	Macon	L	14-27
1939	Knoxville	W	17-0
1940	Knoxville	W	49-0

MIAMI (Fla.)

(2-1-0)

1985	New Orleans	W	35-7
2002	Knoxville	L	3-26
2003	Miami	W	10-6

MICHIGAN

(1-0-0)

2001	Orlando	W	45-17
------	---------	---	-------

MIDDLE TENNESSEE

(1-0-0)

2002	Knoxville	W	26-3
------	-----------	---	------

MINNESOTA

(1-0-0)

1986	Memphis	W	21-14
------	---------	---	-------

MISSISSIPPI

(43-18-1)

1902	Memphis	W	11-10
1922	Knoxville	W	49-0
1923	Knoxville	W	10-0
1927	Knoxville	W	21-7
1928	Knoxville	W	13-12
1929	Knoxville	W	52-7
1930	Knoxville	W	27-0
1931	Knoxville	W	38-0
1932	Knoxville	W	33-0
1933	Knoxville	W	35-6
1934	Knoxville	W	27-0
1935	Memphis	W	14-13

1936	Memphis	T	0-0
1937	Memphis	W	32-0
1938	Memphis	W	47-0
1942	Memphis	W	14-0
1944	Memphis	W	20-7
1945	Memphis	W	34-0
1946	Memphis	W	18-14
1947	Memphis	L	13-43
1948	Memphis	L	13-16
1949	Memphis	W	35-7
1950	Knoxville	W	35-0
1951	Oxford	W	46-21
1956	Knoxville	W	27-7
1957	Memphis	L	7-14
1958	Knoxville	W	18-16
1959	Memphis	L	7-37
1960	Knoxville	L	3-24
1961	Memphis	L	10-24
1962	Knoxville	L	6-19
1963	Memphis	L	0-20
1964	Knoxville	L	0-30
1965	Memphis	L	13-14
1966	Knoxville	L	7-14
1967	Memphis	W	20-7
1968	Knoxville	W	31-0
1969	Jackson	L	0-38
1972	Knoxville	W	17-0
1973	Jackson	L	18-28
1974	Memphis	W	29-17
1975	Memphis	L	6-23
1976	Knoxville	W	32-6
1977	Memphis	L	14-43
1978	Knoxville	W	41-17
1979	Jackson	L	20-44
1980	Memphis	L	9-20
1981	Knoxville	W	28-20
1982	Jackson	W	30-17
1983	Knoxville	L	10-13
1984	Jackson	W	41-17
1985	Knoxville	W	34-14
1986	Jackson	W	22-10
1987	Knoxville	W	55-13
1988	Oxford	W	20-12
1989	Knoxville	W	33-21
1990	Memphis	W	22-13
1991	Knoxville	W	36-25
1996	Memphis	W	41-3
1997	Knoxville	W	31-17
2004	Oxford	W	21-17
2005	Knoxville	W	27-10

MISSISSIPPI STATE

(26-15-1)

at Knoxville: 12-7-0
 at Starkville: 4-4-0
 at Memphis: 9-4-1
SEC Championship: 1-0-0
Biggest Win: 38 points (59-21; 2003 in Knoxville)
Biggest Loss: 48 points (48-0; 1910 in Starkville)
Longest Winning Streak: 5 games (1925-34)
Longest Losing Streak: 4 games (1910-20)
Current Streak: Tennessee 4 games
 AS MISSISSIPPI A&M

1907	Memphis	W	11-4
1910	Starkville	L	0-48
1915	Knoxville	L	0-14
1919	Knoxville	L	0-6
1920	Starkville	L	7-13
1921	Memphis	W	14-7
1922	Memphis	W	31-3
1923	Memphis	W	7-3
1924	Memphis	L	2-7
1925	Knoxville	W	14-9
1926	Starkville	W	33-0
1932	Knoxville	W	31-0

AS MISSISSIPPI STATE

1933	Knoxville	W	20-0
1934	Knoxville	W	14-0
1948	Knoxville	L	6-21
1949	Knoxville	W	10-0
1950	Starkville	L	0-7
1951	Knoxville	W	14-0

OUTLOOK

FOOTBALL STAFF

THE VOIS



SERIES RESULTS

2007 VOLUNTEERS FOOTBALL

1952	MemphisW	14-7
1953	KnoxvilleL	0-26
1954	MemphisW	19-7
1955	KnoxvilleL	7-13
1957	KnoxvilleW	14-9
1958	MemphisW	13-8
1959	KnoxvilleW	22-6
1960	MemphisT	0-0
1961	KnoxvilleW	17-3
1962	MemphisL	6-7
1963	KnoxvilleL	0-7
1964	MemphisW	14-13
1971	MemphisW	10-7
1978	MemphisL	21-34
1979	MemphisL	9-28
1986	KnoxvilleL	23-27
1987	StarkvilleW	38-10
1990	StarkvilleW	40-7
1991	KnoxvilleW	26-24
1994	StarkvilleL	21-24
1995	KnoxvilleW	52-14
1998	AtlantaW	24-14
2002	StarkvilleW	35-17
2003	KnoxvilleW	59-21

MOONEY SCHOOL
(2-0-0)

1910	KnoxvilleW	7-0
1911	KnoxvilleW	27-0

NASHVILLE
(2-1-1)

1901	NashvilleL	5-16
1902	NashvilleW	10-0
1903	NashvilleW	10-0
1904	KnoxvilleT	0-0

NEBRASKA
(0-2-0)

1997	MiamiL	17-42
1999	TempeL	21-31

UNLV
(1-0-0)

1996	KnoxvilleW	62-3
2004	KnoxvilleW	42-17

NEW MEXICO
(2-0-0)

1983	KnoxvilleW	31-6
1986	KnoxvilleW	35-21

NEW YORK UNIVERSITY
(1-0-0)

1931	New YorkW	13-0
------	----------	--------	------

NORTHWESTERN
(1-0-0)

1996	OrlandoW	48-28
------	---------	--------	-------

NORTH CAROLINA
(20-10-1)

1893	Chapel HillL	0-60
1897	KnoxvilleL	0-16
1900	KnoxvilleL	5-22
1908	KnoxvilleW	12-0
1909	KnoxvilleL	0-3
1919	KnoxvilleT	0-0
1926	KnoxvilleW	34-0
1927	Chapel HillW	26-0
1930	KnoxvilleW	9-7
1931	Chapel HillW	7-0
1932	KnoxvilleW	20-7
1934	Chapel HillW	19-7
1935	KnoxvilleL	13-38
1936	Chapel HillL	6-14
1945	KnoxvilleW	20-6
1946	KnoxvilleW	20-14
1947	Chapel HillL	6-20
1948	KnoxvilleL	7-14
1949	Chapel HillW	35-6
1950	KnoxvilleW	16-0
1951	Chapel HillW	27-0
1952	KnoxvilleW	41-14
1953	Chapel HillW	20-6
1954	KnoxvilleW	26-20

1955	Chapel HillW	48-7
1956	KnoxvilleW	20-0
1957	Chapel HillW	35-0
1958	KnoxvilleL	7-21
1959	Chapel HillW	29-7
1960	KnoxvilleW	27-14
1961	Chapel HillL	21-22

NORTH CAROLINA STATE
(1-1-0)

1911	RaleighL	0-16
1939	RaleighW	13-0

NORTH TEXAS
(0-1-0)

1975	KnoxvilleL	14-21
------	-----------	--------	-------

NOTRE DAME
(4-4-0)

1978	South BendL	14-31
1979	KnoxvilleW	40-18
1990	KnoxvilleL	29-34
1991	South BendW	35-34
1999	KnoxvilleW	38-14
2001	South BendW	28-18
2004	KnoxvilleL	13-17
2005	South BendL	21-41

OHIO STATE
(1-0-0)

1995	OrlandoW	20-14
------	---------	--------	-------

OKLAHOMA
(1-1-0)

1938	MiamiW	17-0
1967	MiamiL	24-26

OKLAHOMA STATE
(1-0-0)

1995	KnoxvilleW	31-0
------	-----------	--------	------

OREGON STATE
(1-0-1)

1977	KnoxvilleW	41-10
1978	KnoxvilleT	13-13

PACIFIC
(1-0-0)

1990	KnoxvilleW	55-7
------	-----------	--------	------

PENN STATE
(2-3-0)

1971	KnoxvilleW	31-11
1972	KnoxvilleW	28-21
1992	TempeL	17-42
1994	OrlandoL	13-31
2007	TampaL	10-20

PITTSBURGH
(0-2-0)

1980	KnoxvilleL	6-30
1983	KnoxvilleL	3-13

PURDUE
(0-1-0)

1979	HoustonL	22-27
------	---------	--------	-------

RHODES
(3-0-0)
AS SOUTHWESTERN

1911	KnoxvilleW	22-0
1935	KnoxvilleW	20-0
1940	MemphisW	41-0

RICE
(2-1-0)

1946	MiamiL	0-8
1966	KnoxvilleW	23-3
1968	HoustonW	52-0

RICHMOND
(1-0-0)

1963	KnoxvilleW	34-6
------	-----------	--------	------

RUTGERS
(3-1-0)

1979	KnoxvilleL	7-13
1983	East RutherfordW	7-0
1985	KnoxvilleW	40-0
2002	KnoxvilleW	35-14

SEWANEE
(12-10-0)

1891	ChattanoogaL	0-24
1892	SewaneeL	0-54
1892	KnoxvilleL	0-10
1899	SewaneeL	0-51
1902	KnoxvilleW	6-0
1903	KnoxvilleL	0-17
1904	KnoxvilleL	0-12
1905	SewaneeL	6-11
1906	KnoxvilleL	0-17
1912	ChattanoogaL	6-33
1913	ChattanoogaL	6-17
1914	ChattanoogaW	14-7
1916	ChattanoogaW	17-0
1920	ChattanoogaW	20-0
1921	KnoxvilleW	21-0
1922	ChattanoogaW	18-7
1926	KnoxvilleW	12-0
1927	KnoxvilleW	32-12
1928	KnoxvilleW	37-0
1937	KnoxvilleW	32-0
1938	KnoxvilleW	26-3
1939	KnoxvilleW	40-0

SOUTH CAROLINA
(20-3-2)

at Knoxville: 12-1
at Columbia: 8-2-2
Biggest Win: 54 points (54-0; 1929 in Knoxville)
Biggest Loss: 24 points (24-0; 1903 in Columbia)
Longest Winning Streak: 12 games (1993-2004)
Longest Losing Streak: 1 game (multiple times)
Current Streak: Tennessee 1 game

1903	ColumbiaL	0-24
1916	KnoxvilleW	26-0
1919	ColumbiaT	6-6
1929	KnoxvilleW	54-0
1942	ColumbiaT	0-0
1965	KnoxvilleW	24-3
1966	KnoxvilleW	29-17
1969	KnoxvilleW	29-14

1970	ColumbiaW	20-18
1971	KnoxvilleW	35-6
1992	ColumbiaL	23-24
1993	KnoxvilleW	55-3
1994	ColumbiaW	31-22
1995	KnoxvilleW	56-21
1996	ColumbiaW	31-14
1997	KnoxvilleW	22-7
1998	ColumbiaW	49-14
1999	KnoxvilleW	30-7
2000	ColumbiaW	17-14
2001	KnoxvilleW	17-10
2002	ColumbiaW	18-10
2003	Knoxville (OT)W	23-20
2004	ColumbiaW	43-29
2005	KnoxvilleL	15-16
2006	ColumbiaW	31-24

SOUTHERN CALIFORNIA
(0-4-0)

1939	PasadenaL	0-14
1944	PasadenaL	0-25
1980	KnoxvilleL	17-20
1981	Los AngelesL	7-43

SOUTHERN METHODIST
(1-0-0)

1970	KnoxvilleW	28-3
------	-----------	--------	------

SOUTHERN MISSISSIPPI
(4-0-0)

at Knoxville: 4-0
Biggest Win: 56 points (56-0; 1950 in Knoxville)
Biggest Loss: None
Longest Winning Streak: 4 games (1950-2000)

Longest Losing Streak: None
Current Streak: Tennessee 4 games
AS MISSISSIPPI SOUTHERN

1950	KnoxvilleW	56-0
	<i>AS SOUTHERN MISSISSIPPI</i>		
1995	KnoxvilleW	42-0
1997	KnoxvilleW	44-20
2000	KnoxvilleW	19-16

SYRACUSE
(3-0-0)

1966	JacksonvilleW	18-12
1998	SyracuseW	34-33
2001	KnoxvilleW	33-9

TAMPA
(2-0-0)

1960	KnoxvilleW	62-7
1967	TampaW	38-0

TEMPLE
(2-0-0)

1944	KnoxvilleW	27-14
1990	KnoxvilleW	41-20

TENNESSEE-CHATTANOOGA
(37-2-2)
AS GRANT

1899	ChattanoogaW	6-0
1900	KnoxvilleW	28-0
1904	ChattanoogaW	23-0
1905	ChattanoogaL	0-5
1907	KnoxvilleW	57-0
1908	KnoxvilleW	35-6
	<i>AS CHATTANOOGA</i>		
1909	ChattanoogaT	0-0
1910	KnoxvilleT	6-6
1913	KnoxvilleW	21-0
1914	KnoxvilleW	67-0
1916	ChattanoogaW	12-7
1920	ChattanoogaW	35-0
1921	KnoxvilleW	21-0
1929	ChattanoogaW	20-0
1932	ChattanoogaW	13-0
1936	KnoxvilleW	13-0
1938	KnoxvilleW	45-0
1939	ChattanoogaW	28-0
1940	KnoxvilleW	53-0
1945	KnoxvilleW	30-0
1946	KnoxvilleW	47-7
1947	KnoxvilleW	26-7
1948	KnoxvilleW	26-0
1949	KnoxvilleW	39-7
1950	KnoxvilleW	41-0
1951	KnoxvilleW	42-13
1952	KnoxvilleW	26-6
1953	KnoxvilleW	40-7
1954	KnoxvilleW	20-14
1955	KnoxvilleW	13-0
1956	KnoxvilleW	42-20
1957	KnoxvilleW	28-13
1958	KnoxvilleL	6-14
1959	KnoxvilleW	23-0
1960	KnoxvilleW	35-0
1961	KnoxvilleW	20-7
1962	KnoxvilleW	48-14
1963	KnoxvilleW	49-7
1964	KnoxvilleW	10-6
1966	KnoxvilleW	28-10
	<i>AS TENNESSEE-CHATTANOOGA</i>		
1969	KnoxvilleW	31-0



TENNESSEE MEDICAL SCHOOL
(1-0-1)

1911 MemphisT.....0-0
1912 MemphisW.....62-0

TENNESSEE MILITARY INSTITUTE
(1-0-0)

1907 Knoxville.....W...30-0

TENNESSEE SCHOOL FOR DEAF
(1-0-0)

1905 Knoxville.....W...16-6

TENNESSEE TECH
(5-0-0)

1947 Knoxville.....W...49-0
1948 Knoxville.....W...41-0
1949 Knoxville.....W...36-6
1950 Knoxville.....W...48-14
1951 Knoxville.....W...68-0

TEXAS
(1-2-0)

1950 Dallas.....W...20-14
1952 Dallas.....L.....0-16
1968 Dallas.....L.....13-36

TEXAS A&M
(2-0-0)

1957 Jacksonville.....W.....3-0
2004 Dallas.....W.....38-7

TEXAS CHRISTIAN
(2-0-0)

1973 Knoxville.....W...39-7
1976 Knoxville.....W...31-0

UTEP
(2-0-0)

1986 Knoxville.....W...26-16
1990 Knoxville.....W...56-0

TEXAS TECH
(1-1-0)

1973 Jacksonville.....L.....19-28
1997 Knoxville.....W...52-17

TRANSYLVANIA
(4-1-0)

AS KENTUCKY UNIVERSITY
1899 Knoxville.....W...41-0
1901 Knoxville.....L.....0-6
1909 Knoxville.....W...11-0
AS TRANSYLVANIA
1920 Knoxville.....W...49-0
1927 Knoxville.....W...57-0

TULANE
(4-1-0)

1923 Knoxville.....W...13-2
1924 New Orleans.....L.....7-26
1962 Knoxville.....W...28-16
1963 New Orleans.....W...26-0
1967 Knoxville.....W...35-14

TULSA
(5-0-0)

1942 New Orleans.....W...14-7
1961 Knoxville.....W...52-6
1965 Houston.....W...27-6
1971 Knoxville.....W...38-3
1974 Knoxville.....W...17-10

TUSCULUM
(3-0-0)

1915 Knoxville.....W...21-0
1916 Knoxville.....W...33-0
1919 Knoxville.....W...29-6

UCLA
(7-4-2)

1965 Memphis.....W...37-34
1967 Los Angeles.....L...16-20
1968 Knoxville.....W...42-18
1970 Knoxville.....W...28-17

1974 Knoxville.....T...17-17
1975 Los Angeles.....L...28-34
1978 Knoxville.....L...0-13
1985 Knoxville.....T...26-26
1989 Pasadena.....W...24-6
1991 Knoxville.....W...30-16
1994 Pasadena.....L...23-25
1996 Knoxville.....W...35-20
1997 Pasadena.....W...30-24

UTAH
(3-0-0)

1975 Knoxville.....W...40-7
1979 Knoxville.....W...51-18
1984 Knoxville.....W...27-21

VANDERBILT
(68-27-5)

at Knoxville: 34-10-1
at Nashville: 34-17-4
Biggest Win: 65 points (65-0; 1994 in Nashville)
Biggest Loss: 51 points (51-0; 1909 in Nashville)
Longest Winning Streak: 22 games (1983-2004)
Longest Losing Streak: 9 games (1901-13)
Current Streak: Tennessee 1 game
1892 Knoxville.....L...0-12
1892 Nashville.....L...4-22
1900 Nashville.....T...0-0
1901 Nashville.....L...0-22
1902 Knoxville.....L...5-12
1903 Nashville.....L...0-40
1904 Nashville.....L...0-22
1905 Knoxville.....L...0-45
1908 Nashville.....L...9-16
1909 Nashville.....L...0-51
1910 Nashville.....L...0-18
1913 Nashville.....L...6-7
1914 Nashville.....W...16-14
1915 Nashville.....L...0-35
1916 Knoxville.....W...10-6
1919 Nashville.....T...3-3
1920 Knoxville.....L...0-20
1921 Nashville.....L...0-14
1922 Knoxville.....L...6-14
1923 Nashville.....L...7-51
1925 Nashville.....L...7-34
1926 Nashville.....L...3-20
1927 Knoxville.....T...7-7
1928 Nashville.....W...6-0
1929 Knoxville.....W...13-0
1930 Nashville.....W...13-0
1931 Knoxville.....W...21-7
1932 Nashville.....T...0-0
1933 Knoxville.....W...33-6
1934 Nashville.....W...13-6
1935 Knoxville.....L...7-13
1936 Nashville.....W...26-13
1937 Knoxville.....L...7-13
1938 Nashville.....W...14-0
1939 Knoxville.....W...13-0
1940 Nashville.....W...20-0
1941 Knoxville.....W...26-7
1942 Nashville.....W...19-7
1945 Knoxville.....W...45-0
1946 Nashville.....W...7-6
1947 Knoxville.....W...12-7
1948 Nashville.....L...6-28
1949 Knoxville.....W...26-20
1950 Nashville.....W...43-0
1951 Knoxville.....W...35-27
1952 Nashville.....W...46-0
1953 Knoxville.....W...33-6
1954 Nashville.....L...0-26
1955 Knoxville.....W...20-14
1956 Nashville.....W...27-7
1957 Knoxville.....W...20-6
1958 Nashville.....W...10-6
1959 Knoxville.....L...0-14
1960 Nashville.....W...35-0
1961 Knoxville.....W...41-7
1962 Nashville.....W...30-0

1963 Knoxville.....W...14-0
1964 Nashville.....L...0-7
1965 Knoxville.....W...21-3
1966 Nashville.....W...28-0
1967 Knoxville.....W...41-14
1968 Nashville.....W...10-7
1969 Knoxville.....W...40-27
1970 Nashville.....W...24-6
1971 Knoxville.....W...19-7
1972 Nashville.....W...30-10
1973 Knoxville.....W...20-17
1974 Nashville.....T...21-21
1975 Knoxville.....L...14-17
1976 Nashville.....W...13-10
1977 Knoxville.....W...42-7
1978 Nashville.....W...41-15
1979 Knoxville.....W...31-10
1980 Nashville.....W...51-13
1981 Knoxville.....W...38-34
1982 Nashville.....L...21-28
1983 Knoxville.....W...34-24
1984 Nashville.....W...29-13
1985 Knoxville.....W...30-0
1986 Nashville.....W...35-20
1987 Knoxville.....W...38-36
1988 Nashville.....W...14-7
1989 Knoxville.....W...17-10
1990 Nashville.....W...49-20
1991 Knoxville.....W...45-0
1992 Nashville.....W...29-25
1993 Knoxville.....W...62-14
1994 Nashville.....W...65-0
1995 Knoxville.....W...12-7
1996 Nashville.....W...14-7
1997 Knoxville.....W...17-10
1998 Nashville.....W...41-0
1999 Knoxville.....W...38-10
2000 Nashville.....W...28-26
2001 Knoxville.....W...38-0
2002 Nashville.....W...24-0
2003 Knoxville.....W...48-0
2004 Nashville.....W...38-33
2005 Knoxville.....L...24-28
2006 Nashville.....W...39-10

VILLANOVA
(1-0-0)

1945 Knoxville.....W...33-2

VIRGINIA
(3-1-0)

1927 Knoxville.....W...42-0
1940 Knoxville.....W...41-14
1980 Knoxville.....L...13-16
1990 New Orleans.....W...23-22

VIRGINIA MILITARY
(0-1-0)

1923 Knoxville.....L...0-33

VIRGINIA TECH
(5-2-0)

1896 Knoxville.....W...6-4
1897 Roanoke.....W...18-0
1899 Knoxville.....L...0-5
1911 Blacksburg.....L...11-36
1933 Knoxville.....W...27-0
1937 Knoxville.....W...27-0
1994 Gainesville.....W...45-23

WAKE FOREST
(6-3-0)

1892 Knoxville.....L...6-10
1893 Winston-Salem.....L...0-64
1937 Knoxville.....W...32-0
1945 Knoxville.....W...7-6
1946 Knoxville.....L...6-19
1962 Knoxville.....W...23-0
1970 Memphis.....W...41-7
1972 Knoxville.....W...45-6
1985 Knoxville.....W...31-29

WASHINGTON & LEE
(5-0-0)

1899 Knoxville.....W...11-0
1928 Knoxville.....W...26-7
1929 Roanoke.....W...39-0
1950 Knoxville.....W...27-20
1951 Knoxville.....W...60-14

WASHINGTON STATE
(4-1-0)

1980 Knoxville.....W...35-23
1982 Knoxville.....W...10-3
1984 Knoxville.....W...34-27
1988 Knoxville.....L...24-52
1994 Knoxville.....W...10-9

WICHITA STATE
(1-0-0)

1981 Knoxville.....W...24-21

WILLIAM & MARY
(1-0-0)

1945 Knoxville.....W...48-13

WISCONSIN
(1-0-0)

1981 East Rutherford.....W...28-21

WOFFORD
(1-0-0)

1952 Knoxville.....W...50-0

WYOMING
(2-0-0)

1999 Knoxville.....W...42-17
2002 Nashville.....W...47-7

OUTLOOK

FOOTBALL STAFF

THE VOIS

OPPONENTS / REVIEW

HONORS

RECORDS

VOLMANAC



ALL-TIME SCORES

Pre-Conference Seasons

1891 — Won 0 Lost 1

Date	Opponent	Site	Result
Nov. 21	Sewanee	Chattanooga	0-24 L

1892 — Won 2 Lost 5

Date	Opponent	Site	Result
Oct. 15	Maryville	Maryville	25-0 W
Oct. 21	Vanderbilt	Nashville	4-22 L
Oct. 24	Sewanee	Sewanee	0-54 L
Nov. 2	Sewanee	Knoxville	0-10 L
Nov. 12	Chattanooga A.C.	Chattanooga	16-6 W
Nov. 17	Vanderbilt	Knoxville	0-12 L
Nov. 24	Wake Forest	Knoxville	6-10 L
			51-114

1893 — Won 2 Lost 4

Date	Opponent	Site	Result
Oct. 21	Kentucky A&M	Knoxville	0-56 L
Nov. 3	Wake Forest	Winston-Salem	0-64 L
Nov. 4	Trinity	Durham	0-70 L
Nov. 7	North Carolina	Chapel Hill	0-60 L
Nov. 18	Maryville	Knoxville	32-0 W
Nov. 30	Asheville Athletics	Knoxville	12-6 W
			44-256

Footnote 1-The present day Duke University was known as Trinity College from 1859-1924. Tennessee had a game with Trinity College in 1893.

1894 AND 1895 THE LOST YEARS NO OFFICIAL TEAM

In October 1894, the Athletic Association resolved to drop varsity football and look forward to baseball in the spring. After the humiliating 1893 season (two wins and four imposing defeats), only two athletes willing to admit they had played on the 1893 team returned to campus in 1894. To complicate matters further, the practice field, located just west of the main entrance to the Hill, was being graded and improved.

Soon after this decision, W.B. Stokely, a UT senior who transferred from Wake Forest, persuaded a group of students to form a team. Stokely, who was elected captain, gave encouragement and direction to the other players. Even though the institution chose not to be represented officially on the gridiron, Stokely and his unofficial team kept football interest alive during this period when almost certainly it otherwise would have been allowed to lapse completely.

Listed below are games in which these teams competed. These unofficial games are not included in NCAA statistics or in official University of Tennessee won-lost records.

1894

0	Maryville	0	Knoxville	Nov. 3
8	Knoxville A.C.	8	Knoxville	Nov. 10
12	Knoxville YMCA	4	Knoxville	Nov. 29
18	Carson-Newman	0	Jefferson City	Dec. 7

1895

4	Knoxville YMCA	0	Knoxville	Oct. 19
6	Maryville	6	Knoxville	Nov. 2
12	Bingham School	0	Asheville	Nov. 4
0	Fort McPherson	28	Atlanta	Nov. 14
0	Saint Alban's	38	Bristol	Nov. 28
40	Tenn. Medical Unit	0	Knoxville	Nov. 30

Southern Intercollegiate Athletic Association (1896-1920)

1896 — Won 4 Lost 0

Date	Opponent	Site	Result
Oct. 22	Williamsburg Inst.	Knoxville	10-6 W
Oct. 24	Chattanooga A.C.	Chattanooga	4-0 W
Nov. 14	Virginia Tech	Knoxville	6-4 W
Nov. 26	Central University	Knoxville	30-0 W
			50-10

1897 — Won 4 Lost 1

Date	Opponent	Site	Result
Oct. 15	King	Knoxville	28-0 W
Oct. 23	Williamsburg Inst.	Knoxville	6-0 W
Nov. 8	North Carolina	Knoxville	0-16 L
Nov. 25	Virginia Tech	Roanoke	18-0 W
Nov. 26	Bristol A.C.	Bristol	12-0 W
			64-16

1898 (NO TEAM) SPANISH-AMERICAN WAR

J.A. PIERCE (1899-1900)



After UT went five seasons without a coach, Pierce, a graduate of LaFayette, became the first full-time coach to be hired by the Athletic Association. His record in two seasons set the tone for winning football at Tennessee.

Coaching record: 9-4-1.

1899 — Won 6 Lost 2

Date	Opponent	Site	Result
Oct. 11	King	Knoxville	11-5 W
Oct. 21	Virginia Tech	Knoxville	0-5 L
Oct. 28	Sewanee	Sewanee	0-51 L
Nov. 4	Kentucky A&M	Knoxville	12-0 W
Nov. 11	Georgia	Knoxville	5-0 W
Nov. 23	Washington & Lee	Knoxville	11-0 W
Nov. 30	Kentucky Univ.	Knoxville	41-0 W
Dec. 25	Grant	Chattanooga	6-0 W
			86-61

Footnote 2-The present day University of Kentucky was known as Kentucky A&M from 1878-1907 and Kentucky State from 1908-1916. UK should not be confused with Transylvania University which was known as Kentucky University from 1878-1909. Tennessee had games with Kentucky University in 1899 and 1901.

Footnote 3-The present day University of Tennessee at Chattanooga was known from 1889-1906 as Grant University and from 1907-1969 as the University of Chattanooga. Tennessee has games with Grant in 1899, 1900, 1904 and 1905 and played numerous games with Chattanooga between 1908-1966. Tennessee played Tennessee-Chattanooga in 1969.

1900 — Won 3 Lost 2 Tied 1

Date	Opponent	Site	Result
Oct. 10	King	Knoxville	22-0 W
Oct. 22	Vanderbilt	Nashville	0-0 T
Nov. 1	North Carolina	Knoxville	5-22 L
Nov. 10	Auburn	Birmingham	0-23 L
Nov. 27	Grant	Knoxville	28-0 W
Dec. 1	Georgetown	Knoxville	12-6 W
			67-51

GEORGE KELLEY (1901)



He was the first of two former Princeton players to become head coach. Although his coaching assignment only lasted one year, he brought an excellent background to the job and was considered an outstanding man in coaching the fundamentals.

Coaching record: 3-3-2.

1901 — Won 3 Lost 3 Tied 2

Date	Opponent	Site	Result
Oct. 12	King	Knoxville	8-0 W
Oct. 19	Clemson	Knoxville	6-6 T
Oct. 26	Nashville	Nashville	5-16 L
Nov. 2	Kentucky Univ.	Knoxville	0-6 L
Nov. 9	Vanderbilt	Nashville	0-22 L
Nov. 16	Georgetown	Knoxville	12-0 W
Nov. 23	Kentucky A&M	Knoxville	5-0 W
Nov. 28	Alabama	Birmingham	6-6 T
			42-56

H.F. FISHER (1902-03)

The second Princeton man, Fisher followed Kelley and compiled a 6-2 record in 1902 and coached the first Vol team to defeat Sewanee, a feat which showed great improvement in Tennessee football.

Coaching record: 10-7-0.



1902 — Won 6 Lost 2

Date	Opponent	Site	Result
Oct. 11	King	Knoxville	12-0 W
Oct. 21	Maryville	Knoxville	34-0 W
Oct. 25	Vanderbilt	Knoxville	5-12 L
Nov. 1	Sewanee	Knoxville	6-0 W
Nov. 7	Nashville	Nashville	10-0 W
Nov. 15	Mississippi	Memphis	11-10 W
Nov. 22	Georgia Tech	Atlanta	10-6 W
Nov. 27	Clemson	Knoxville	0-11 L
			88-39

1903 — Won 4 Lost 5

Date	Opponent	Site	Result
Oct. 3	Maryville	Knoxville	17-0 W
Oct. 10	Carson-Newman	Knoxville	38-0 W
Oct. 17	Vanderbilt	Nashville	0-40 L
Oct. 29	South Carolina	Columbia	0-24 L
Oct. 31	Nashville	Nashville	10-0 W
Nov. 7	Georgia	Knoxville	0-5 L
Nov. 14	Sewanee	Knoxville	0-17 L
Nov. 21	Georgia Tech	Knoxville	11-0 W
Nov. 26	Alabama	Birmingham	0-24 L
			76-110

S.D. CRAWFORD (1904)

The fourth Vol coach and one of only five coaches in Vol history to serve for only one season. His 1904 unit was the first team to defeat Alabama.

Coaching record: 3-5-1.



1904 — Won 3 Lost 5 Tied 1

Date	Opponent	Site	Result
Oct. 1	Maryville	Knoxville	17-0 W
Oct. 15	Nashville	Knoxville	0-0 T
Oct. 22	Georgia Tech	Atlanta	0-2 L
Oct. 29	Sewanee	Knoxville	0-12 L
Nov. 5	Vanderbilt	Nashville	0-22 L
Nov. 12	Clemson	Knoxville	0-6 L
Nov. 16	Cincinnati	Knoxville	0-35 L
Nov. 19	Grant	Chattanooga	23-0 W
Nov. 24	Alabama	Birmingham	5-0 W
			45-77



**J.D. DEPREE
(1905-06)**

A graduate of Michigan, Depree served two seasons as coach. He was the only coach of the 1905 team. In 1906, Roscoe Word, a three-time captain, assisted him.
Coaching record: 4-11-3.

1905 — Won 3 Lost 5 Tied 1

Date	Opponent	Site	Result
Sept. 30	Tenn. School for Deaf	Knoxville	16-6 W
Oct. 7	American Univ.	Knoxville	104-0 W
Oct. 14	Clemson	Clemson	5-5 T
Oct. 21	Vanderbilt	Knoxville	0-45 L
Oct. 28	Sewanee	Sewanee	6-11 L
Nov. 4	Georgia Tech	Atlanta	0-45 L
Nov. 18	Centre	Knoxville	31-5 W
Nov. 30	Alabama	Birmingham	0-29 L
Dec. 3	Grant	Chattanooga	0-5 L
			162-151

1906 — Won 1 Lost 6 Tied 2

Date	Opponent	Site	Result
Oct. 6	American Univ.	Knoxville	10-0 W
Oct. 13	Maryville	Knoxville	0-11 L
Oct. 20	Centre	Knoxville	0-6 L
Oct. 25	American Univ.	Harrison	5-5 T
Nov. 3	Sewanee	Knoxville	0-17 L
Nov. 10	Kentucky A&M	Lexington	0-21 L
Nov. 19	Clemson	Clemson	0-16 L
Nov. 21	Georgia	Athens	0-0 T
Nov. 29	Alabama	Birmingham	0-51 L
			15-127

**GEORGE LEVENE
(1907-09)**

The former Pennsylvania player became the first coach to win seven games in a season; putting seven-victory campaigns back-to-back in 1907 and 1908. However, the 1909 team recorded a dismal record and his winning percentage suffered.
Coaching record: 15-10-3.



1907 — Won 7 Lost 2 Tied 1

Date	Opponent	Site	Result
Oct. 5	Tenn. Military Inst.	Knoxville	30-0 W
Oct. 12	Georgia	Athens	15-0 W
Oct. 19	Georgia Tech	Atlanta	4-6 L
Oct. 21	Clemson	Clemson	4-0 W
Oct. 26	Maryville	Knoxville	34-0 W
Nov. 2	Chattanooga	Knoxville	57-0 W
Nov. 9	Kentucky A&M	Knoxville	0-0 T
Nov. 16	Mississippi A&M	Memphis	11-4 W
Nov. 18	Arkansas	Little Rock	14-2 W
Nov. 28	Alabama	Birmingham	0-5 L
			169-17

Footnote 3-The present day University of Tennessee at Chattanooga was known from 1889-1906 as Grant University and from 1907-1969 as the University of Chattanooga. Tennessee has games with Grant in 1899, 1900, 1904 and 1905 and played numerous games with Chattanooga between 1907-1966. Tennessee played Tennessee-Chattanooga in 1969.

Footnote 4-The present day Mississippi State University was known until 1932 as Mississippi A&M. Tennessee played Mississippi A&M several times before 1932 with the first game being played in 1907.

1908 — Won 7 Lost 2

Date	Opponent	Site	Result
Oct. 3	North Carolina	Knoxville	12-0 W
Oct. 10	Maryville	Knoxville	39-5 W
Oct. 17	Kentucky State	Knoxville	7-0 W
Oct. 24	Georgia	Knoxville	10-0 W
Oct. 31	Georgia Tech	Atlanta	6-5 W
Nov. 7	Vanderbilt	Nashville	9-16 L
Nov. 14	Clemson	Knoxville	6-5 W
Nov. 21	Chattanooga	Knoxville	35-6 W
Nov. 26	Alabama	Birmingham	0-4 L
			124-41

1909 — Won 1 Lost 6 Tied 2

Date	Opponent	Site	Result
Oct. 2	Centre	Knoxville	0-0 T
Oct. 9	North Carolina	Knoxville	0-3 L
Oct. 16	Kentucky State	Lexington	0-17 L
Oct. 23	Georgia	Knoxville	0-3 L
Oct. 30	Georgia Tech	Knoxville	0-29 L
Nov. 6	Vanderbilt	Nashville	0-51 L
Nov. 13	Alabama	Knoxville	0-10 L
Nov. 20	Chattanooga	Chattanooga	0-0 T
Nov. 25	Transylvania	Knoxville	11-0 W
			11-113



**ANDREW A. STONE
(1910)**

Stone was the seventh coach in 11 years of football. His regime marked the end of the short-term coaching assignments for several years to come.
Coaching record: 3-5-1.

1910 — Won 3 Lost 5 Tied 1

Date	Opponent	Site	Result
Oct. 1	Centre	Knoxville	2-17 L
Oct. 8	Mooney School	Knoxville	7-0 W
Oct. 15	Vanderbilt	Nashville	0-18 L
Oct. 22	Georgia	Athens	5-35 L
Oct. 29	Howard	Birmingham	17-0 W
Oct. 31	Mississippi A&M	Starkville	0-48 L
Nov. 5	Kentucky State	Knoxville	0-10 L
Nov. 12	Maryville	Knoxville	13-0 W
Nov. 19	Chattanooga	Knoxville	6-6 T
			50-134

**Z.G. CLEVENGER
(1911-15)**

The former Indiana player coached the 1914 team to the SIAA championship and the first defeat of Vanderbilt in Vol history, a feat only one other coach accomplished until the Neyland era. His employment of the straight T formation produced a fine record. He returned to Indiana in 1923 and remained until retirement.
Coaching record: 26-15-2.



1911 — Won 3 Lost 4 Tied 2

Date	Opponent	Site	Result
Oct. 7	Mooney School	Knoxville	27-0 W
Oct. 14	Georgia Tech	Atlanta	0-24 L
Oct. 21	Maryville	Knoxville	22-5 W
Oct. 28	North Carolina State	Raleigh	0-16 L
Nov. 4	Centre	Knoxville	0-0 T
Nov. 11	Virginia Tech	Blacksburg	11-36 L
Nov. 18	Southwestern	Knoxville	22-0 W
Nov. 25	Tenn. Medical School	Memphis	0-0 T
Nov. 30	Kentucky State	Lexington	0-12 L
			82-93

1912 — Won 4 Lost 4

Date	Opponent	Site	Result
Oct. 5	King	Knoxville	101-0 W
Oct. 12	Maryville	Knoxville	38-0 W
Oct. 19	Tenn. Medical School	Memphis	62-0 W
Oct. 26	Sewanee	Chattanooga	6-33 L
Nov. 2	Centre	Knoxville	67-0 W
Nov. 9	Mercer	Macon	14-27 L
Nov. 16	Kentucky State	Knoxville	6-13 L
Nov. 28	Alabama	Birmingham	0-7 L
			294-80

1913 — Won 6 Lost 3

Date	Opponent	Site	Result
Sept. 27	Carson-Newman	Knoxville	58-0 W
Oct. 4	Athens	Knoxville	95-0 W
Oct. 11	Maryville	Knoxville	75-0 W
Oct. 18	Sewanee	Chattanooga	6-17 L
Oct. 25	Davidson	Knoxville	9-0 W
Nov. 1	Chattanooga	Knoxville	21-0 W
Nov. 8	Vanderbilt	Nashville	6-7 L
Nov. 14	Alabama	Tuscaloosa	0-6 L
Nov. 27	Kentucky State	Lexington	13-7 W
			283-37

**1914 — Won 9 Lost 0
SIAA CHAMPIONS**

Date	Opponent	Site	Result
Sept. 26	Carson-Newman	Knoxville	89-0 W
Oct. 3	King	Knoxville	55-3 W
Oct. 10	Clemson	Knoxville	27-0 W
Oct. 17	Louisville	Louisville	66-0 W
Oct. 24	Alabama	Knoxville	17-7 W
Oct. 31	Chattanooga	Knoxville	67-0 W
Nov. 7	Vanderbilt	Nashville	16-14 W
Nov. 14	Sewanee	Chattanooga	14-7 W
Nov. 26	Kentucky State	Knoxville	23-6 W
			374-37

1915 — Won 4 Lost 4

Date	Opponent	Site	Result
Sept. 25	Carson-Newman	Knoxville	101-0 W
Oct. 2	Tusculum	Knoxville	21-0 W
Oct. 9	Clemson	Knoxville	0-3 L
Oct. 16	Centre	Knoxville	80-0 W
Oct. 23	Cumberland	Knoxville	101-0 W
Oct. 30	Vanderbilt	Nashville	0-35 L
Nov. 13	Mississippi A&M	Knoxville	0-14 L
Nov. 25	Kentucky State	Lexington	0-6 L
			303-58

**JOHN R. BENDER
(1916-20)**

A Nebraska player in 1905, he came to Tennessee from Kansas State and installed the short punt formation. His tour of coaching was interrupted by the war in 1917-18. However, he regrouped the 1920 unit to post a 7-2 mark.
Coaching record: 18-5-4.



1916 — Won 8 Lost 0 Tied 1

Date	Opponent	Site	Result
Sept. 30	Tusculum	Knoxville	33-0 W
Oct. 7	Maryville	Knoxville	32-6 W
Oct. 14	Clemson	Clemson	14-0 W
Oct. 21	South Carolina	Knoxville	26-0 W
Oct. 28	Florida	Tampa	24-0 W
Nov. 4	Chattanooga	Chattanooga	12-7 W
Nov. 11	Vanderbilt (HC)	Knoxville	10-6 W
Nov. 18	Sewanee	Chattanooga	17-0 W
Nov. 30	Kentucky State	Knoxville	0-0 T
			168-19

**1917 AND 1918
WORLD WAR I
NO OFFICIAL TEAMS**

The University of Tennessee Athletic Council, chaired by Professor Nathan W. Dougherty, officially suspended varsity football during the World War I years of 1917 and 1918 because the majority of the players were called into military service. In addition, Coach John R. Bender was enlisted as an instructor at Camp John Sevier in Greenville, S.C.

During this period without varsity football, two unofficial teams were formed from Army recruits and students. One team represented a training unit called the Fighting Mechanics and another the Student Army Training Corps (SATC).

1917

SATC	6	11th U.S. Infantry	21	Knoxville	Nov 3
SATC	0	Battery B Va. Field Artillery	35	Chattanooga	Nov 10
SATC	0	Camp Gordon	38	Atlanta	Nov 16

1918

SATC	0	Sewanee	68	Knoxville	Nov. 2
SATC	0	Vanderbilt	76	Nashville	Nov. 9
SATC	9	Maryville	7	Knoxville	Nov. 16
SATC	32	Miligan	0	Knoxville	Nov. 23
SATC	46	Tennessee Military Institute	0	Knoxville	Nov. 28

OUTLOOK

FOOTBALL STAFF

THE VOLS

OPPONENTS / REVIEW

HONORS

RECORDS

VOLMANAC



ALL-TIME SCORES

1919 — Won 3 Lost 3 Tied 3

Date	Opponent	Site	Result
Sept. 27	Tusculum	Knoxville	29-6 W
Oct. 3	Maryville	Knoxville	32-2 W
Oct. 11	Vanderbilt	Nashville	3-3 T
Oct. 18	Mississippi A&M	Knoxville	0-6 L
Oct. 25	Clemson	Clemson	0-14 L
Nov. 1	North Carolina (HC)	Knoxville	0-0 T
Nov. 8	South Carolina	Columbia	6-6 T
Nov. 15	Cincinnati	Knoxville	33-12 W
Nov. 27	Kentucky	Lexington	0-13 L
			103-62

1920 — Won 7 Lost 2

Date	Opponent	Site	Result
Sept. 25	Emory & Henry	Knoxville	45-0 W
Oct. 2	Maryville	Knoxville	47-0 W
Oct. 9	Vanderbilt	Knoxville	0-20 L
Oct. 16	Chattanooga	Chattanooga	35-0 W
Oct. 23	Clemson	Knoxville	26-0 W
Oct. 30	Mississippi A&M	Starkville	7-13 L
Nov. 6	Transylvania	Knoxville	49-0 W
Nov. 13	Sewanee	Chattanooga	20-0 W
Nov. 25	Kentucky	Knoxville	14-7 W
			243-40

Southern Conference Years (1921-32)



M.B. BANKS (1921-25)

With Banks came the beginning of the Southern Conference. A former Syracuse player who coached at Duke before joining the Vols, he installed a variety of offenses but preferred the winged-T. He became ill in 1925 and gave up the Vol reins to take the Central High School job.
Coaching record: 27-15-3.

1921 — Won 6 Lost 2 Tied 1

Date	Opponent	Site	Result
Sept. 24	*Emory & Henry	Knoxville	27-0 W
Oct. 1	Maryville	Maryville	7-0 W
Oct. 8	Chattanooga	Knoxville	21-0 W
Oct. 15	Dartmouth	Hanover	3-14 L
Oct. 22	Florida	Knoxville	9-0 W
Oct. 29	Vanderbilt	Nashville	0-14 L
Nov. 5	Mississippi A&M	Memphis	14-7 W
Nov. 12	Sewanee	Knoxville	21-0 W
Nov. 24	Kentucky	Lexington	0-0 T
			102-35

*First game played on Shields-Watkins Field

1922 — Won 8 Lost 2

Date	Opponent	Site	Result
Sept. 23	*Emory & Henry	Knoxville	50-0 W
Sept. 30	Carson-Newman	Knoxville	32-7 W
Oct. 7	Maryville	Knoxville	21-0 W
Oct. 14	Camp Benning	Columbus	15-0 W
Oct. 21	Georgia	Athens	3-7 L
Oct. 28	Mississippi	Knoxville	49-0 W
Nov. 4	Vanderbilt	Knoxville	6-14 L
Nov. 11	Mississippi A&M	Memphis	31-3 W
Nov. 18	Sewanee	Chattanooga	18-7 W
Nov. 30	Kentucky	Knoxville	14-7 W
			239-45

*First game Vols wore Orange jerseys

1923 — Won 5 Lost 4 Tied 1

Date	Opponent	Site	Result
Sept. 29	Army	West Point	0-41 L
Oct. 6	Maryville	Knoxville	14-14 T
Oct. 13	Georgetown	Knoxville	13-6 W
Oct. 20	Georgia	Knoxville	0-17 L
Oct. 27	Mississippi A&M	Memphis	7-3 W
Nov. 3	Tulane	Knoxville	13-2 W
Nov. 10	Vanderbilt	Nashville	7-51 L
Nov. 17	Virginia Military Inst.	Knoxville	0-33 L
Nov. 24	Mississippi	Knoxville	10-0 W
Nov. 29	Kentucky	Lexington	18-0 W
			82-167

1924 — Won 3 Lost 5

Date	Opponent	Site	Result
Oct. 4	Emory & Henry	Knoxville	27-0 W
Oct. 11	Maryville	Knoxville	28-10 W
Oct. 18	Carson-Newman	Knoxville	13-0 W
Oct. 24	Mississippi A&M	Memphis	2-7 L
Nov. 1	Georgia	Athens	0-33 L
Nov. 8	Centre	Knoxville	0-32 L
Nov. 15	Tulane	New Orleans	7-26 L
Nov. 27	Kentucky	Knoxville	6-27 L
			83-135

1925 — Won 5 Lost 2 Tied 1

Date	Opponent	Site	Result
Oct. 3	Emory & Henry	Knoxville	51-0 W
Oct. 10	Maryville	Knoxville	13-0 W
Oct. 17	Vanderbilt	Nashville	7-34 L
Oct. 24	Louisiana State	Knoxville	0-0 T
Oct. 31	Georgia	Knoxville	12-7 W
Nov. 7	Centre	Danville	12-0 W
Nov. 14	Miss. A&M (HC)	Knoxville	14-9 W
Nov. 26	Kentucky	Lexington	20-23 L
			129-73



R.R. NEYLAND (1926-34)

With Captain Neyland came one of the most efficient single wing offenses in the nation. In his first period as Vol head coach he won the Southern Conference championships in 1927 and 1932 and had undefeated strings of 33 and 28 games, along with 14 consecutive victories.
Coaching record: 76-7-5.

1926 — Won 8 Lost 1

Date	Opponent	Site	Result
Sept. 25	Carson-Newman	Knoxville	13-0 W
Oct. 2	North Carolina	Knoxville	34-0 W
Oct. 9	Louisiana State	Baton Rouge	14-7 W
Oct. 15	Maryville	Knoxville	6-0 W
Oct. 23	Centre	Knoxville	30-7 W
Oct. 30	Mississippi A&M	Starkville	33-0 W
Nov. 6	Sewanee (HC)	Knoxville	12-0 W
Nov. 13	Vanderbilt	Nashville	3-20 L
Nov. 25	Kentucky	Knoxville	6-0 W
			151-34

1927 — Won 8 Lost 0 Tied 1 SOUTHERN CONFERENCE CHAMPIONS

Date	Opponent	Site	Result
Sept. 24	Carson-Newman	Knoxville	33-0 W
Oct. 1	North Carolina	Chapel Hill	26-0 W
Oct. 8	Maryville	Knoxville	7-0 W
Oct. 15	Mississippi	Knoxville	21-7 W
Oct. 22	Transylvania	Knoxville	57-0 W
Oct. 29	Virginia	Knoxville	42-0 W
Nov. 5	Sewanee	Knoxville	32-12 W
Nov. 12	Vanderbilt (HC)	Knoxville	7-7 T
Nov. 24	Kentucky	Lexington	20-0 W
			245-26

1928 — Won 9 Lost 0 Tied 1

Date	Opponent	Site	Result
Sept. 29	Maryville	Knoxville	41-0 W
Oct. 6	Centre	Knoxville	41-7 W
Oct. 13	Mississippi	Knoxville	13-12 W
Oct. 20	Alabama	Tuscaloosa	15-13 W
Oct. 27	Wash. & Lee (HC)	Knoxville	26-7 W
Nov. 3	Carson-Newman	Knoxville	57-0 W
Nov. 10	Sewanee	Knoxville	37-0 W
Nov. 17	Vanderbilt	Nashville	6-0 W
Nov. 29	Kentucky	Knoxville	0-0 T
Dec. 8	Florida	Knoxville	13-12 W
			249-51

1929 — Won 9 Lost 0 Tied 1

Date	Opponent	Site	Result
Sept. 28	Centre	Knoxville	40-6 W
Oct. 5	Chattanooga	Chattanooga	20-0 W
Oct. 12	Mississippi	Knoxville	52-7 W
Oct. 19	Alabama (HC)	Knoxville	6-0 W
Oct. 26	Washington & Lee	Roanoke	39-0 W
Nov. 2	Auburn	Knoxville	27-0 W
Nov. 9	Carson-Newman	Knoxville	73-0 W
Nov. 16	Vanderbilt	Knoxville	13-0 W
Nov. 28	Kentucky	Lexington	6-6 T
Dec. 7	South Carolina	Knoxville	54-0 W
			330-19

1930 — Won 9 Lost 1

Date	Opponent	Site	Result
Sept. 27	Maryville	Knoxville	54-0 W
Oct. 4	Centre	Knoxville	18-0 W
Oct. 11	Mississippi	Knoxville	27-0 W
Oct. 18	Alabama	Tuscaloosa	6-18 L
Oct. 25	North Carolina (HC)	Knoxville	9-7 W
Nov. 1	Clemson	Knoxville	27-0 W
Nov. 8	Carson-Newman	Knoxville	34-0 W
Nov. 15	Vanderbilt	Nashville	13-0 W
Nov. 27	Kentucky	Knoxville	8-0 W
Dec. 6	Florida	Jacksonville	13-6 W
			209-31

1931 — Won 9 Lost 0 Tied 1

Date	Opponent	Site	Result
Sept. 26	Maryville	Knoxville	33-0 W
Oct. 3	Clemson	Knoxville	44-0 W
Oct. 10	Mississippi	Knoxville	38-0 W
Oct. 17	Alabama (HC)	Knoxville	25-0 W
Oct. 24	North Carolina	Chapel Hill	7-0 W
Oct. 31	Duke	Knoxville	25-2 W
Nov. 7	Carson-Newman	Knoxville	31-0 W
Nov. 14	Vanderbilt	Knoxville	21-7 W
Nov. 26	Kentucky	Lexington	6-6 T
			New York Charity Game
Dec. 5	New York University	New York	13-0 W
			243-15

1932 — Won 9 Lost 0 Tied 1 SOUTHERN CONFERENCE CHAMPIONS

Date	Opponent	Site	Result
Sept. 24	Chattanooga	Chattanooga	13-0 W
Oct. 1	Mississippi	Knoxville	33-0 W
Oct. 8	North Carolina	Knoxville	20-7 W
Oct. 15	Alabama	Birmingham	7-3 W
Oct. 22	Maryville	Knoxville	60-0 W
Oct. 29	Duke (HC)	Knoxville	16-13 W
Nov. 5	Mississippi A&M	Knoxville	31-0 W
Nov. 12	Vanderbilt	Nashville	0-0 T
Nov. 24	Kentucky	Knoxville	26-0 W
Dec. 3	Florida	Jacksonville	32-13 W
			238-36

2007 VOLUNTEERS FOOTBALL



Southeastern Conference Years (1933-Present)

1933 — Won 7 Lost 3

Date	Opponent	Site	TV	AP Rank UT/Opp	Result
Sept. 30	Virginia Tech	Knoxville			27-0 W
Oct. 7	Mississippi State	Knoxville			20-0 W
Oct. 14	Duke	Durham			2-10 L
Oct. 21	Alabama (HC)	Knoxville			6-12 L
Oct. 28	Florida	Knoxville			13-6 W
Nov. 4	Geo. Washington	Washington, D.C.			13-0 W
Nov. 11	Mississippi	Knoxville			35-6 W
Nov. 18	Vanderbilt	Knoxville			33-6 W
Nov. 30	Kentucky	Lexington			27-0 W
Dec. 9	LSU	Baton Rouge			0-7 L

SEC 5-2 (4th)

1934 — Won 8 Lost 2

Date	Opponent	Site	TV	AP Rank UT/Opp	Result
Sept. 29	Centre	Knoxville			32-0 W
Oct. 5	North Carolina	Chapel Hill			19-7 W
Oct. 13	Mississippi	Knoxville			27-0 W
Oct. 20	Alabama	Birmingham			6-13 L
Oct. 27	Duke (HC)	Knoxville			14-6 W
Nov. 3	Fordham	New York			12-13 L
Nov. 10	Mississippi State	Knoxville			14-0 W
Nov. 17	Vanderbilt	Nashville			13-6 W
Nov. 29	Kentucky	Knoxville			19-0 W
Dec. 8	LSU	Knoxville			19-13 W

SEC 5-1 (3rd)



**W.H. BRITTON
(1935)**

An end coach and scout on Neyland's staff since 1926, he was elevated to head coach for one season while Neyland was called to active duty in the Panama Canal Zone. Upon Neyland's return he continued his duties as end coach and scout until 1947.

Coaching record: 4-5-0.

1935 — Won 4 Lost 5

Date	Opponent	Site	TV	AP Rank UT/Opp	Result
Sept. 28	Southwestern	Knoxville			20-0 W
Oct. 5	North Carolina	Knoxville			13-38 L
Oct. 12	Auburn	Birmingham			13-6 W
Oct. 19	Alabama (HC)	Knoxville			0-25 L
Oct. 26	Centre	Knoxville			25-14 W
Nov. 2	Duke	Durham			6-19 L
Nov. 9	Mississippi	Memphis			14-13 W
Nov. 16	Vanderbilt	Knoxville			7-13 L
Nov. 28	Kentucky	Lexington			0-27 L

SEC 2-3 (Tie 9th)



**R.R. NEYLAND
(1936-40)**

Upon his return from active Army duty, Major Neyland quickly began to rebuild the team with solid freshmen units in 1936-37 which produced undefeated teams in 1938, 1939, and 1940. The 1939 team is the last team in NCAA history to be unscored upon in regular season play. His teams compiled a 22-game winning streak.

Coaching record: 43-7-3.

1936 — Won 6 Lost 2 Tied 2

Date	Opponent	Site	TV	AP Rank UT/Opp	Result
Sept. 26	Chattanooga	Knoxville			13-0 W
Oct. 3	North Carolina	Chapel Hill			6-14 L
Oct. 10	Auburn	Knoxville			0-6 L
Oct. 17	Alabama	Birmingham			0-0 T
Oct. 24	Duke (HC)	Knoxville		--/2	15-13 W
Oct. 31	Georgia	Athens			46-0 W
Nov. 7	Maryville	Knoxville			34-0 W
Nov. 14	Vanderbilt	Nashville			26-13 W
Nov. 26	Kentucky	Knoxville		17/--	7-6 W
Dec. 5	Mississippi	Memphis		17/--	0-0 T

SEC 3-1-2 (4th) - 17th AP

1937 — Won 6 Lost 3 Tied 1

Date	Opponent	Site	TV	AP Rank UT/Opp	Result
Sept. 25	Wake Forest	Knoxville			32-0 W
Oct. 2	Virginia Tech	Knoxville			27-0 W
Oct. 9	Duke	Durham			0-0 T
Oct. 16	Alabama	Knoxville			7-14 L
Oct. 23	Sewanee	Knoxville			32-0 W
Oct. 30	Georgia	Knoxville			32-0 W
Nov. 6	Auburn	Birmingham		7/--	7-20 L
Nov. 13	Vanderbilt (HC)	Knoxville			7-13 L
Nov. 25	Kentucky	Lexington			13-0 W
Dec. 4	Mississippi	Memphis			32-0 W

SEC 4-3 (7th)

1938 — Won 11 Lost 0 NATIONAL CHAMPIONS — Dunkel, Litkenhous, Board, Houlgate, Poling SEC CHAMPIONS

Date	Opponent	Site	TV	AP Rank UT/Opp	Result
Sept. 24	Sewanee	Knoxville			26-3 W
Oct. 1	Clemson	Knoxville			20-7 W
Oct. 8	Auburn	Knoxville			7-0 W
Oct. 15	Alabama	Birmingham			13-0 W
Oct. 22	The Citadel	Knoxville		8/--	44-0 W
Oct. 29	LSU (HC)	Knoxville		8/--	14-6 W
Nov. 5	Chattanooga	Knoxville		6/--	45-0 W
Nov. 12	Vanderbilt	Nashville		4/--	14-0 W
Nov. 24	Kentucky	Knoxville		4/--	46-0 W
Dec. 3	Mississippi	Memphis		4/--	47-0 W
Orange Bowl					
Jan. 2	Oklahoma	Miami		2/4	17-0 W

SEC 7-0 (1st) - 2nd AP

1939 — Won 10 Lost 1 SEC CHAMPIONS

Date	Opponent	Site	TV	AP Rank UT/Opp	Result
Sept. 29	North Carolina St.	Raleigh			13-0 W
Oct. 7	Sewanee	Knoxville			40-0 W
Oct. 14	Chattanooga	Chattanooga			28-0 W
Oct. 21	Alabama (HC)	Knoxville		5/8	21-0 W
Oct. 28	Mercer	Knoxville		1/--	17-0 W
Nov. 4	LSU	Baton Rouge		1/18	20-0 W
Nov. 11	The Citadel	Knoxville		1/--	34-0 W
Nov. 18	Vanderbilt	Knoxville		1/--	13-0 W
Nov. 30	Kentucky	Lexington		4/--	19-0 W
Dec. 9	Auburn	Knoxville		2/--	7-0 W
Rose Bowl					
Jan. 1	Southern Cal	Pasadena		2/3	0-14 L

SEC 6-0 (Tie 1st) - 2nd AP

1940 — Won 10 Lost 1 NATIONAL CHAMPIONS — Dunkel, Williamson SEC CHAMPIONS

Date	Opponent	Site	TV	AP Rank UT/Opp	Result
Sept. 28	Mercer	Knoxville			49-0 W
Oct. 5	Duke	Knoxville			13-0 W
Oct. 12	Chattanooga	Knoxville			53-0 W
Oct. 19	Alabama	Birmingham		5/--	27-12 W
Oct. 26	Florida	Knoxville		5/--	14-0 W
Nov. 2	LSU	Knoxville		7/--	28-0 W
Nov. 9	Southwestern	Memphis		5/--	41-0 W
Nov. 16	Virginia	Knoxville		5/--	41-14 W
Nov. 23	Kentucky (HC)	Knoxville		6/--	33-0 W
Nov. 30	Vanderbilt	Nashville		6/--	20-0 W
Sugar Bowl					
Jan. 1	Boston College	New Orleans		4/5	13-19 L

SEC 5-0 (1st) - 4th AP



**JOHN BARNHILL
(1941-45)**

When war again interrupted Neyland's coaching career, Barnhill, a former Vol player and coach under Neyland, was named as head coach. He compiled an outstanding record and upon Neyland's return in 1946 he accepted the head coaching position at Arkansas where he also served as athletic director.

Coaching record: 32-5-2.

1941 — Won 8 Lost 2

Date	Opponent	Site	TV	AP Rank UT/Opp	Result
Sept. 20	Furman	Knoxville			32-6 W
Oct. 4	Duke	Durham			0-19 L
Oct. 11	Dayton	Knoxville			26-0 W
Oct. 18	Alabama	Knoxville			2-9 L
Oct. 25	Cincinnati	Knoxville			21-6 W
Nov. 1	LSU	Baton Rouge			13-6 W
Nov. 8	Howard	Knoxville			28-6 W
Nov. 15	Boston College	Boston		--/18	14-7 W
Nov. 22	Kentucky	Lexington			20-7 W
Nov. 29	Vanderbilt (HC)	Knoxville		--/12	26-7 W

SEC 3-1 (2nd) - 18th AP

1942 — Won 9 Lost 1 Tied 1

Date	Opponent	Site	TV	AP Rank UT/Opp	Result
Sept. 26	South Carolina	Columbia			0-0 T
Oct. 3	Fordham	Knoxville			40-14 W
Oct. 10	Dayton	Knoxville			34-6 W
Oct. 17	Alabama	Birmingham		15/4	0-8 L
Oct. 24	Furman	Knoxville		17/--	52-7 W
Oct. 31	LSU	Knoxville		20/19	26-0 W
Nov. 7	Cincinnati	Knoxville		13/--	34-12 W
Nov. 14	Mississippi	Memphis		11/--	14-0 W
Nov. 21	Kentucky (HC)	Knoxville		11/--	26-0 W
Nov. 28	Vanderbilt	Nashville		10/--	19-7 W
Sugar Bowl					
Jan. 1	Tulsa	New Orleans		7/4	14-7 W

SEC 4-1 (Tie 2nd) - 7th AP

1943 — (NO TEAM) WORLD WAR II

OUTLOOK

FOOTBALL STAFF

THE VOLS

OPPONENTS / REVIEW

HONORS

RECORDS

VOLMANAC

T

ALL-TIME SCORES

1944 — Won 7 Lost 1 Tied 1

Date	Opponent	Site	TV	AP Rank UT/Opp	Result
Sept. 30	Kentucky	Knoxville			26-13 W
Oct. 7	Mississippi	Memphis			20-7 W
Oct. 14	Florida	Knoxville		15/--	40-0 W
Oct. 21	Alabama	Knoxville		17/--	0-0 T
Oct. 28	Clemson	Knoxville		19/--	26-7 W
Nov. 4	*LSU N	Baton Rouge		16/--	13-0 W
Nov. 18	Temple (HC)	Knoxville		17/--	27-14 W
Nov. 25	Kentucky	Lexington		15/--	21-7 W
Jan. 1	Southern Cal	Pasadena		12/7	0-25 L
SEC 5-0-1 (2nd) - 12th AP					173-73

*Tennessee's first night game

1945 — Won 8 Lost 1

Date	Opponent	Site	TV	AP Rank UT/Opp	Result
Sept. 29	Wake Forest	Knoxville			7-6 W
Oct. 6	William & Mary	Knoxville			48-13 W
Oct. 13	Chattanooga	Knoxville		18/--	30-0 W
Oct. 20	Alabama	Birmingham		--/6	7-25 L
Oct. 27	Villanova	Knoxville			33-2 W
Nov. 3	North Carolina	Knoxville			20-6 W
Nov. 10	Mississippi	Memphis			34-0 W
Nov. 24	Kentucky	Lexington		14/--	14-0 W
Dec. 1	Vanderbilt (HC)	Knoxville		17/--	45-0 W
SEC 3-1 (2nd) - 14th AP					238-52

R.R. NEYLAND
(1946-52)

General Neyland's retirement from military service enabled him to devote full time to coaching and building one of the most powerful programs in the nation. He produced the national championship team in 1951 and took the Vols to three straight major bowl appearances. Poor health in 1952 forced his retirement to athletic director, a position he held until his death in 1962. He was elected to the Hall of Fame in 1956. His record for this period was 54-17-4.

Coaching record: 173-31-12.

1946 — Won 9 Lost 2
SEC CHAMPIONS

Date	Opponent	Site	TV	AP Rank UT/Opp	Result
Sept. 28	Georgia Tech	Knoxville			13-9 W
Oct. 5	Duke	Durham			12-7 W
Oct. 12	Chattanooga	Knoxville		8/--	47-7 W
Oct. 19	Alabama (HC)	Knoxville		9/7	12-0 W
Oct. 26	Wake Forest	Knoxville		4/--	6-19 L
Nov. 2	North Carolina	Knoxville		10/9	20-14 W
Nov. 9	Mississippi	Memphis		7/--	18-14 W
Nov. 16	Boston College	Boston		8/--	33-13 W
Nov. 23	Kentucky	Knoxville		7/--	7-0 W
Nov. 30	Vanderbilt	Nashville		8/--	7-6 W
Jan. 1	Rice	Miami		7/10	0-8 L
SEC 5-0 (Tie 1st) - 7th AP					175-97

1947 — Won 5 Lost 5

Date	Opponent	Site	TV	AP Rank UT/Opp	Result
Sept. 27	Georgia Tech	Atlanta			0-27 L
Oct. 4	Duke (HC)	Knoxville			7-19 L
Oct. 11	Chattanooga	Knoxville			26-7 W
Oct. 18	Alabama	Birmingham			0-10 L
Oct. 25	Tennessee Tech	Knoxville			49-0 W
Nov. 1	North Carolina	Chapel Hill			6-20 L
Nov. 8	Mississippi	Memphis			13-43 L
Nov. 15	Boston College	Knoxville			38-13 W
Nov. 22	Kentucky	Lexington			13-6 W
Nov. 29	Vanderbilt	Knoxville			12-7 W
SEC 2-3 (Tie 9th)					164-159

1948 — Won 4 Lost 4 Tied 2

Date	Opponent	Site	TV	AP Rank UT/Opp	Result
Sept. 25	Mississippi State	Knoxville			6-21 L
Oct. 2	Duke	Durham			7-7 T
Oct. 9	Chattanooga	Knoxville		20/--	26-0 W
Oct. 16	Alabama (HC)	Knoxville			21-6 W
Oct. 23	Tennessee Tech	Knoxville			41-0 W
Oct. 30	North Carolina	Knoxville		--/3	7-14 L
Nov. 6	Georgia Tech	Atlanta		--/6	13-6 W
Nov. 13	Mississippi	Memphis		18/--	13-16 L
Nov. 20	Kentucky	Knoxville			0-0 T
Nov. 27	Vanderbilt	Nashville		--/15	6-28 L
SEC 2-3-1 (8th)					140-98

1949 — Won 7 Lost 2 Tied 1

Date	Opponent	Site	TV	AP Rank UT/Opp	Result
Sept. 24	Mississippi State	Knoxville			10-0 W
Oct. 1	Duke	Knoxville			7-21 L
Oct. 8	Chattanooga	Knoxville			39-7 W
Oct. 15	Alabama	Birmingham			7-7 T
Oct. 22	Tennessee Tech	Knoxville			36-6 W
Oct. 29	North Carolina	Chapel Hill		--/13	35-6 W
Nov. 5	Georgia Tech (HC)	Knoxville		14/--	13-30 L
Nov. 12	Mississippi	Memphis			35-7 W
Nov. 19	Kentucky	Lexington		--/11	6-0 W
Nov. 26	Vanderbilt	Knoxville		18/--	26-20 W
SEC 4-1-1 (3rd) - 17th AP					214-104

1950 — Won 11 Lost 1
NATIONAL CHAMPIONS — Dunkel

Date	Opponent	Site	TV	AP Rank UT/Opp	Result
Sept. 23	Miss. Southern	Knoxville		4/--	56-0 W
Sept. 30	Mississippi State	Starkville		4/--	0-7 L
Oct. 7	Duke	Durham		--/14	28-7 W
Oct. 14	Chattanooga	Knoxville		14/--	41-0 W
Oct. 21	Alabama	Knoxville		18/--	14-9 W
Oct. 28	Wash. & Lee	Knoxville		8/--	27-20 W
Nov. 4	N. Carolina (HC)	Knoxville		11/--	16-0 W
Nov. 11	Tennessee Tech	Knoxville		11/--	48-14 W
Nov. 18	Mississippi	Knoxville		9/--	35-0 W
Nov. 25	Kentucky	Knoxville		9/3	7-0 W
Dec. 2	Vanderbilt	Nashville		4/--	43-0 W
Jan. 1	Texas	Dallas		4/3	20-14 W
SEC 4-1 (2nd) - 4th AP					335-71

1951 — Won 10 Lost 1
NATIONAL CHAMPIONS — NCAA Consensus
SEC CHAMPIONS

Date	Opponent	Site	TV	AP Rank UT/Opp	Result
Sept. 29	Mississippi State	Knoxville		1/--	14-0 W
Oct. 6	Duke	Knoxville		3/16	26-0 W
Oct. 13	Chattanooga	Knoxville		3/--	42-13 W
Oct. 20	Alabama	Birmingham		*CBS 2/--	27-13 W
Oct. 27	Tennessee Tech	Knoxville		1/--	68-0 W
Nov. 3	North Carolina	Chapel Hill		1/--	27-0 W
Nov. 10	Wash. & Lee	Knoxville		1/--	60-14 W
Nov. 17	Mississippi	Oxford		2/--	46-21 W
Nov. 24	Kentucky	Lexington		1/9	28-0 W
Dec. 1	Vanderbilt (HC)	Knoxville		1/--	35-27 W
Jan. 1	Maryland	New Orleans		1/3	13-28 L
SEC 5-0 (Tie 1st) - 1st AP					386-116

*First Tennessee game televised. Programming by local Birmingham CBS affiliate.

1952 — Won 8 Lost 2 Tied 1

Date	Opponent	Site	TV	AP Rank UT/Opp	Result
Sept. 27	Mississippi State	Memphis		6/--	14-7 W
Oct. 4	Duke	Durham		11/10	0-7 L
Oct. 11	Chattanooga	Knoxville			26-6 W
Oct. 18	Alabama	Knoxville		--/18	20-0 W
Oct. 25	Wofford	Knoxville		13/--	50-0 W
Nov. 1	North Carolina	Knoxville		12/--	41-14 W
Nov. 8	LSU	Baton Rouge		8/--	22-3 W
Nov. 15	Florida (HC)	Knoxville		7/18	26-12 W
Nov. 22	Kentucky	Knoxville		7/--	14-14 T
Nov. 29	Vanderbilt	Nashville		9/--	46-0 W
Jan. 1	Texas	Dallas		CBS 8/10	0-16 L
SEC 5-0-1 (2nd) - 8th AP					259-79

HARVEY ROBINSON
(1953-54)

A tailback on General Neyland's teams of the early Thirties and a member of Neyland's staff from 1946, he accepted the head coaching position for two years following the General's retirement. He went to Florida as an assistant coach and then returned to UT in 1960 as a member of Bowden Wyatt's staff.

Coaching record: 10-10-1.

1953 — Won 6 Lost 4 Tied 1

Date	Opponent	Site	TV	AP Rank UT/Opp	Result
Sept. 26	Mississippi State	Knoxville		17/--	0-26 L
Oct. 3	Duke	Knoxville			7-21 L
Oct. 10	Chattanooga	Knoxville			40-7 W
Oct. 17	Alabama	Birmingham		NBC	0-0 T
Oct. 24	Louisville	Knoxville			59-6 W
Oct. 31	North Carolina	Chapel Hill			20-6 W
Nov. 7	LSU (HC)	Knoxville			32-14 W
Nov. 14	Florida	Gainesville		18/--	9-7 W
Nov. 21	Kentucky	Lexington		--/13	21-27 L
Nov. 28	Vanderbilt	Knoxville			33-6 W
Dec. 5	Houston	Houston			19-33 L
SEC 3-2-1 (7th)					240-153

1954 — Won 4 Lost 6

Date	Opponent	Site	TV	AP Rank UT/Opp	Result
Sept. 25	Mississippi State	Memphis			19-7 W
Oct. 2	Duke	Durham		--/7	6-7 L
Oct. 9	Chattanooga	Knoxville			20-14 W
Oct. 16	Alabama	Knoxville			0-27 L
Oct. 23	Dayton	Knoxville			14-7 W
Oct. 30	North Carolina	Knoxville			26-20 W
Nov. 6	Georgia Tech	Atlanta			7-28 L
Nov. 13	Florida (HC)	Knoxville			0-14 L
Nov. 20	Kentucky	Knoxville			13-14 L
Nov. 27	Vanderbilt	Nashville			0-26 L
SEC 1-5 (Tie 11th)					105-164

BOWDEN WYATT
(1955-62)

A legendary player at Tennessee, he returned as head coach after winning championships at Wyoming and Arkansas. In his second season with the Vols, he was voted national coach of the year in recognition for guiding the Orange to the SEC championship. He remained as coach for eight years.

Coaching record: 49-29-4.

1955 — Won 6 Lost 3 Tied 1

Date	Opponent	Site	TV	AP Rank UT/Opp	Result
Sept. 24	Mississippi State	Knoxville			7-13 L
Oct. 1	Duke	Knoxville		--/16	0-21 L
Oct. 8	Chattanooga	Knoxville			13-0 W
Oct. 15	Alabama	Birmingham			20-0 W
Oct. 22	Dayton	Knoxville			53-7 W
Oct. 29	North Carolina	Chapel Hill			48-7 W
Nov. 5	Georgia Tech (HC)	Knoxville		--/8	7-7 T
Nov. 12	Florida	Gainesville			20-0 W
Nov. 19	Kentucky	Lexington		17/--	0-23 L
Nov. 26	Vanderbilt	Knoxville		--/19	20-14 W
SEC 3-2-1 (4th)					188-92



**1956 — Won 10 Lost 1
SEC CHAMPIONS**

Date	Opponent	Site	TV	AP Rank UT/Opp	Result
Sept. 29	Auburn	Birmingham			35-7 W
Oct. 6	Duke	Durham		9/--	33-20 W
Oct. 13	Chattanooga	Knoxville		6/--	42-20 W
Oct. 20	Alabama	Knoxville		7/--	24-0 W
Oct. 27	Maryland	Knoxville		4/--	34-7 W
Nov. 3	North Carolina (HC)	Knoxville		3/--	20-0 W
Nov. 10	Georgia Tech	Atlanta		3/2	6-0 W
Nov. 17	Mississippi	Knoxville		1/19	27-7 W
Nov. 24	Kentucky	Knoxville		2/--	20-7 W
Dec. 1	Vanderbilt	Nashville		2/--	27-7 W
		Sugar Bowl			
Jan. 1	Baylor	New Orleans	ABC	2/13	7-13 L
					SEC 6-0 (1st) - 2nd AP 275-88

1957 — Won 8 Lost 3

Date	Opponent	Site	TV	AP Rank UT/Opp	Result
Sept. 28	Auburn	Knoxville		8/--	0-7 L
Oct. 5	Mississippi State	Knoxville			14-9 W
Oct. 12	Chattanooga	Knoxville		19/--	28-13 W
Oct. 19	Alabama	Birmingham			14-0 W
Oct. 26	Maryland	College Park			16-0 W
Nov. 2	North Carolina	Chapel Hill		17/--	35-0 W
Nov. 9	Georgia Tech (HC)	Knoxville		9/18	21-6 W
Nov. 16	Mississippi	Memphis		7/8	7-14 L
Nov. 23	Kentucky	Lexington		12/--	6-20 L
Nov. 30	Vanderbilt	Knoxville		18/--	20-6 W
		Gator Bowl			
Dec. 28	Texas A&M	Jacksonville	ABC	13/9	3-0 W
					SEC 4-3 (5th) - 13th AP 164-75

1958 — Won 4 Lost 6

Date	Opponent	Site	TV	AP Rank UT/Opp	Result
Sept. 27	Auburn	Birmingham	NBC	--/3	0-13 L
Oct. 4	Mississippi State	Memphis		--/11	13-8 W
Oct. 11	Georgia Tech	Atlanta			7-21 L
Oct. 18	Alabama	Knoxville			14-7 W
Oct. 25	Florida State	Knoxville			0-10 L
Nov. 1	North Carolina	Knoxville		--/17	7-21 L
Nov. 8	Chattanooga	Knoxville			6-14 L
Nov. 15	Mississippi (HC)	Knoxville		--/7	18-16 W
Nov. 22	Kentucky	Knoxville			2-6 L
Nov. 29	Vanderbilt	Nashville		--/15	10-6 W
					SEC 4-3 (5th) 77-122

1959 — Won 5 Lost 4 Tied 1

Date	Opponent	Site	TV	AP Rank UT/Opp	Result
Sept. 26	Auburn	Knoxville		--/3	3-0 W
Oct. 3	Mississippi State	Knoxville		9/--	22-6 W
Oct. 10	Georgia Tech	Knoxville		8/3	7-14 L
Oct. 17	Alabama	Birmingham		14/--	7-7 T
Oct. 24	Chattanooga	Knoxville			23-0 W
Oct. 31	North Carolina	Chapel Hill		20/--	29-7 W
Nov. 7	LSU (HC)	Knoxville		13/1	14-13 W
Nov. 14	Mississippi	Memphis		9/--	7-37 L
Nov. 21	Kentucky	Lexington		20/--	0-20 L
Nov. 28	Vanderbilt	Knoxville			0-14 L
					SEC 3-4-1 (8th) 112-118

1960 — Won 6 Lost 2 Tied 2

Date	Opponent	Site	TV	AP Rank UT/Opp	Result
Sept. 24	Auburn	Birmingham			10-3 W
Oct. 1	Mississippi State	Memphis		11/--	0-0 T
Oct. 8	Tampa	Knoxville			62-7 W
Oct. 15	Alabama	Knoxville		--/15	20-7 W
Oct. 22	Chattanooga	Knoxville		12/--	35-0 W
Oct. 29	North Carolina	Knoxville		11/--	27-14 W
Nov. 5	Georgia Tech	Atlanta		8/--	7-14 L
Nov. 12	Mississippi (HC)	Knoxville		14/4	3-24 L
Nov. 19	Kentucky	Knoxville			10-10 T
Nov. 26	Vanderbilt	Nashville			35-0 W
					SEC 3-2-2 (Tie 5th) 209-79

1961 — Won 6 Lost 4

Date	Opponent	Site	TV	AP Rank UT/Opp	Result
Sept. 30	Auburn	Knoxville			21-24 L
Oct. 7	Mississippi State (HC)	Knoxville			17-3 W
Oct. 14	Tulsa	Knoxville			52-6 W
Oct. 21	Alabama	Birmingham	ABC	--/5	3-34 L
Oct. 28	Chattanooga	Knoxville			20-7 W
Nov. 4	North Carolina	Chapel Hill			21-22 L
Nov. 11	Georgia Tech	Knoxville		--/19	10-6 W
Nov. 18	Mississippi	Memphis		--/6	10-24 L
Nov. 25	Kentucky	Lexington			26-16 W
Dec. 2	Vanderbilt	Knoxville			41-7 W
					SEC 4-3 (Tie 4th) 221-149

1962 — Won 4 Lost 6

Date	Opponent	Site	TV	AP Rank UT/Opp	Result
Sept. 29	Auburn	Birmingham			21-22 L
Oct. 6	Mississippi State	Memphis			6-7 L
Oct. 13	Georgia Tech	Atlanta			0-17 L
Oct. 20	Alabama	Knoxville	CBS	--/2	7-27 L
Oct. 27	Chattanooga	Knoxville			48-14 W
Nov. 3	Wake Forest	Knoxville			23-0 W
Nov. 10	Tulane	Knoxville			28-16 W
Nov. 17	Mississippi (HC)	Knoxville		--/3	6-19 L
Nov. 24	Kentucky	Knoxville			10-12 L
Dec. 1	Vanderbilt	Nashville			30-0 W
					SEC 2-6 (10th) 179-134



**JIM McDONALD
(1963)**

After serving since 1955 as an assistant to Bowden Wyatt, this one-time Ohio State football and basketball star was elevated to the head coach position in the summer of 1963 and served for one season. He then remained on the athletic staff as assistant athletic director.
Coaching record: 5-5.

1963 — Won 5 Lost 5

Date	Opponent	Site	TV	AP Rank UT/Opp	Result
Sept. 21	Richmond	Knoxville			34-6 W
Sept. 28	Auburn	Knoxville			19-23 L
Oct. 5	Mississippi State	Knoxville			0-7 L
Oct. 12	Georgia Tech (HC)	Knoxville			7-23 L
Oct. 19	Alabama	Birmingham		--/9	0-35 L
Oct. 26	Chattanooga	Knoxville			49-7 W
Nov. 9	Tulane	New Orleans			26-0 W
Nov. 16	Mississippi	Memphis		--/3	0-20 L
Nov. 23	Kentucky	Lexington			19-0 W
Nov. 30	Vanderbilt	Knoxville			14-0 W
					SEC 3-5 (8th) 168-121



**DOUG DICKEY
(1964-69)**

He was hired off the staff of the University of Arkansas to head up the job of rebuilding Tennessee's football fortunes and succeeded in leading the Vols to SEC championships in 1967 and 1969. The former Florida quarterback returned to his alma mater as head coach following the 1969 season.
Coaching record: 46-15-4.

1964 — Won 4 Lost 5 Tied 1

Date	Opponent	Site	TV	AP Rank UT/Opp	Result
Sept. 19	Chattanooga	Knoxville			10-6 W
Sept. 26	Auburn	Birmingham		--/8	0-3 L
Oct. 3	Mississippi State N	Memphis			14-13 W
Oct. 10	Boston College	Knoxville			16-14 W
Oct. 17	Alabama	Knoxville		--/3	8-19 L
Oct. 24	LSU	Baton Rouge	NBC	--/7	3-3 T
Nov. 7	Georgia Tech	Atlanta		--/7	22-14 W
Nov. 14	Mississippi (HC)	Knoxville			0-30 L
Nov. 21	Kentucky	Knoxville			7-12 L
Nov. 28	Vanderbilt	Nashville			0-7 L
					SEC 1-5-1 (10th) 80-121

1965 — Won 8 Lost 1 Tied 2

Date	Opponent	Site	TV	AP Rank UT/Opp	Result
Sept. 18	Army	Knoxville			21-0 W
Sept. 25	Auburn	Knoxville			13-13 T
Oct. 9	South Carolina (HC)	Knoxville			24-3 W
Oct. 16	Alabama	Birmingham			7-7 T
Oct. 23	Houston	Knoxville			17-8 W
Nov. 6	Georgia Tech	Knoxville		--/7	21-7 W
Nov. 13	Mississippi	Memphis	NBC	8/--	13-14 L
Nov. 20	Kentucky	Lexington			19-3 W
Nov. 27	Vanderbilt	Knoxville		9/--	21-3 W
Dec. 4	UCLA	Memphis		7/5	37-34 W
		Bluebonnet Bowl			
Dec. 18	Tulsa	Houston	NBC	7/--	27-6 W
					SEC 3-1-2 (Tie 3rd) - 10th AP 220-98

1966 — Won 8 Lost 3

Date	Opponent	Site	TV	AP Rank UT/Opp	Result
Sept. 24	Auburn	Birmingham			28-0 W
Oct. 1	Rice	Knoxville		10/--	23-3 W
Oct. 8	Georgia Tech	Atlanta	ABC	8/9	3-6 L
Oct. 15	Alabama	Knoxville		--/3	10-11 L
Oct. 22	South Carolina	Knoxville			29-17 W
Oct. 29	Army	Memphis			38-7 W
Nov. 5	Chattanooga	Knoxville		10/--	28-10 W
Nov. 12	Mississippi (HC)	Knoxville		10/--	7-14 L
Nov. 19	Kentucky	Knoxville	ABC		28-19 W
Nov. 26	Vanderbilt	Nashville			28-0 W
		Gator Bowl			
Dec. 31	Syracuse	Jacksonville	ABC		18-12 W
					SEC 4-2 (5th) 240-99

**1967 — Won 9 Lost 2
NATIONAL CHAMPIONS — Litkenhous
SEC CHAMPIONS**

Date	Opponent	Site	TV	AP Rank UT/Opp	Result
Sept. 16	UCLA N	Los Angeles		9/8	16-20 L
Sept. 30	Auburn	Knoxville			27-13 W
Oct. 14	Georgia Tech	Knoxville	ABC		24-13 W
Oct. 21	Alabama	Birmingham		7/6	24-13 W
Oct. 28	LSU	Knoxville		4/--	17-14 W
Nov. 4	Tampa	Tampa		3/--	38-0 W
Nov. 11	Tulane (HC)	Knoxville		2/--	35-14 W
Nov. 18	Mississippi	Memphis		2/--	20-7 W
Nov. 25	Kentucky	Lexington		2/--	17-7 W
Dec. 2	Vanderbilt	Knoxville		2/--	41-14 W
		Orange Bowl			
Jan. 1	Oklahoma N	Miami	NBC	2/3	24-26 L
					SEC 6-0 (1st) - 2nd AP 283-141

1968 — Won 8 Lost 2 Tied 1

Date	Opponent	Site	TV	AP Rank UT/Opp	Result
Sept. 14	*Georgia	Knoxville	ABC	9/--	17-17 T
Sept. 28	Memphis St.	Knoxville		16/--	24-17 W
Oct. 5	Rice N	Houston		15/--	52-0 W
Oct. 12	Georgia Tech	Atlanta		10/--	24-7 W
Oct. 19	Alabama	Knoxville	ABC	8/--	10-9 W
Nov. 2	UCLA (HC)	Knoxville		5/--	42-18 W
Nov. 9	Auburn N	Birmingham		5/--	14-28 L
Nov. 16	Mississippi	Knoxville		11/--	31-0 W
Nov. 23	Kentucky	Knoxville		8/--	24-7 W
Nov. 30	Vanderbilt	Nashville		7/--	10-7 W
		Cotton Bowl			
Jan. 1	Texas	Dallas	CBS	8/5	13-36 L
					SEC 4-1-1 (2nd) - 13th AP 261-146

*First game played on Tartan Turf in Neyland Stadium

**1969 — Won 9 Lost 2
SEC CHAMPIONS**

Date	Opponent	Site	TV	AP Rank UT/Opp	Result
Sept. 20	*TN-Chattanooga	Knoxville		15/--	31-0 W
Sept. 27	Auburn	Knoxville	ABC	19/17	45-19 W
Oct. 4	Memphis St. N	Memphis		10/--	55-16 W
Oct. 11	Georgia Tech	Knoxville		10/--	26-8 W
Oct. 18	Alabama	Birmingham		7/20	41-14 W
Nov. 1	Georgia	Athens		3/11	17-3 W
Nov. 8	South Carolina (HC)	Knoxville		3/--	29-14 W
Nov. 15	Mississippi	Jackson		3/18	0-38 L
Nov. 22	Kentucky	Lexington		9/--	31-26 W
Nov. 29	Vanderbilt	Knoxville		10/--	40-27 W
		Gator Bowl			
Dec. 27	Florida	Jacksonville	NBC	11/14	13-14 L
					SEC 5-1 (1st) - 15th AP 328-179

OUTLOOK

FOOTBALL STAFF

THE VOLS

OPPONENTS / REVIEW

HONORS

RECORDS

VOLMANAC

T ALL-TIME SCORES

2007 VOLUNTEERS FOOTBALL



BILL BATTLE (1970-76)

The youngest head coach in the nation when he took over the Vol reins at age 28. Battle molded three teams that ranked in the top 10 nationally and took the Vols to five straight bowls.

Coaching record: 59-22-2.

1970 — Won 11 Lost 1

Date	Opponent	Site	TV	AP Rank UT/Opp	Result
Sept. 19	SMU	Knoxville			28-3 W
Sept. 26	Auburn	Birmingham		17/--	23-36 L
Oct. 3	Army	Knoxville			48-3 W
Oct. 10	Georgia Tech	Atlanta		20/13	17-6 W
Oct. 17	Alabama	Knoxville		14/--	24-0 W
Oct. 24	Florida	Knoxville	ABC	11/--	38-7 W
Oct. 31	Wake Forest	Memphis		9/--	41-7 W
Nov. 7	South Carolina	Columbia		8/--	20-18 W
Nov. 21	Kentucky (HC)	Knoxville		8/--	45-0 W
Nov. 28	Vanderbilt	Nashville		7/--	24-6 W
Dec. 5	UCLA	Knoxville		5/--	28-17 W

Sugar Bowl

Jan. 1	Air Force	New Orleans	ABC	4/11	34-13 W
--------	-----------	-------------	-----	------	---------

SEC 4-1 (2nd) - 4th AP

1971 — Won 10 Lost 2

Date	Opponent	Site	TV	AP Rank UT/Opp	Result
Sept. 18	UCSB	Knoxville		8/--	48-6 W
Sept. 25	Auburn	Knoxville	ABC	9/5	9-10 L
Oct. 2	Florida N	Gainesville		12/--	20-13 W
Oct. 9	Georgia Tech	Knoxville		13/--	10-6 W
Oct. 16	Alabama	Birmingham		14/4	15-32 L
Oct. 23	Mississippi State	Memphis		18/--	10-7 W
Oct. 30	Tulsa	Knoxville		16/--	38-3 W
Nov. 6	South Carolina (HC)	Knoxville		11/--	35-6 W
Nov. 20	Kentucky	Lexington		11/--	21-7 W
Nov. 27	Vanderbilt	Knoxville		11/--	19-7 W
Dec. 4	Penn State	Knoxville	ABC	12/5	31-11 W

Liberty Bowl

Dec. 20	Arkansas N	Memphis	ABC	9/18	14-13 W
---------	------------	---------	-----	------	---------

SEC 4-2 (Tie 4th) - 9th AP

1972 — Won 10 Lost 2

Date	Opponent	Site	TV	AP Rank UT/Opp	Result
Sept. 9	Georgia Tech	Atlanta	ABC	15/--	34-3 W
Sept. 16	*Penn State N	Knoxville		7/6	28-21 W
Sept. 23	Wake Forest	Knoxville		5/--	45-6 W
Sept. 30	Auburn	Birmingham		4/--	6-10 L
Oct. 7	Memphis State	Memphis		10/--	38-7 W
Oct. 21	Alabama	Knoxville		10/3	10-17 L
Oct. 28	Hawaii	Knoxville		14/--	34-2 W
Nov. 4	Georgia	Athens		13/--	14-0 W
Nov. 18	Mississippi (HC)	Knoxville		13/--	17-0 W
Nov. 25	Kentucky	Knoxville		12/--	17-7 W
Dec. 2	Vanderbilt	Nashville		12/--	30-10 W

Astro Bluebonnet Bowl

Dec. 30	LSU N	Houston	MIZ	11/10	24-17 W
---------	-------	---------	-----	-------	---------

SEC 4-2 (4th) - 8th AP

*First night game played in Neyland Stadium

1973 — Won 8 Lost 4

Date	Opponent	Site	TV	AP Rank UT/Opp	Result
Sept. 15	Duke N	Knoxville		9/--	21-17 W
Sept. 22	Army	West Point		10/--	37-18 W
Sept. 29	Auburn	Knoxville		9/11	21-0 W
Oct. 6	Kansas	Memphis		9/--	28-27 W
Oct. 13	Georgia Tech	Knoxville		8/--	20-14 W
Oct. 20	Alabama	Birmingham	ABC	10/2	21-42 L
Oct. 27	Texas Christian	Knoxville		14/--	39-7 W
Nov. 3	Georgia (HC)	Knoxville		11/--	31-35 L
Nov. 17	Mississippi	Jackson	ABC	16/--	18-28 L
Nov. 24	Kentucky	Lexington		11/--	16-14 W
Dec. 1	Vanderbilt	Knoxville		19/--	20-17 W

Gator Bowl

Dec. 29	Texas Tech N	Jacksonville	ABC	20/11	19-28 L
---------	--------------	--------------	-----	-------	---------

SEC 3-3 (4th) - 19th AP

1974 — Won 7 Lost 3 Tied 2

Date	Opponent	Site	TV	AP Rank UT/Opp	Result
Sept. 7	UCLA	Knoxville	ABC	16/12	17-17 T
Sept. 21	Kansas N	Knoxville		17/--	17-3 W
Sept. 28	Auburn	Auburn		14/--	0-21 L
Oct. 5	Tulsa	Knoxville		17-10 W	
Oct. 12	LSU N	Baton Rouge		10-20 L	
Oct. 19	Alabama	Knoxville		--/4	6-28 L
Oct. 26	Clemson	Knoxville			29-28 W
Nov. 9	Memphis St.	Knoxville			34-6 W
Nov. 16	Mississippi	Memphis			29-17 W
Nov. 23	Kentucky (HC)	Knoxville			24-7 W
Nov. 30	Vanderbilt	Nashville			21-21 T

Liberty Bowl

Dec. 16	Maryland N	Memphis	ABC	--/10	7-3 W
---------	------------	---------	-----	-------	-------

SEC 2-3-1 (Tie 7th) - 20th AP

1975 — Won 7 Lost 5

Date	Opponent	Site	TV	AP Rank UT/Opp	Result
Sept. 13	Maryland N	Knoxville		20/14	26-8 W
Sept. 20	UCLA	Los Angeles	ABC	10/12	28-34 L
Sept. 27	Auburn	Knoxville		16/--	21-17 W
Oct. 11	Louisiana State	Knoxville		19/--	24-10 W
Oct. 18	Alabama	Birmingham		16/6	7-30 L
Oct. 25	North Texas St.	Knoxville			14-21 L
Nov. 1	Colorado State	Knoxville			28-7 W
Nov. 8	Utah (HC)	Knoxville			40-7 W
Nov. 15	Mississippi	Memphis			6-23 L
Nov. 22	Kentucky	Lexington			17-13 W
Nov. 29	Vanderbilt	Knoxville			14-17 L
Dec. 6	Hawaii N	Honolulu			28-6 W

SEC 3-3 (5th)

1976 — Won 6 Lost 5

Date	Opponent	Site	TV	AP Rank UT/Opp	Result
Sept. 11	Duke N	Knoxville			18-21 L
Sept. 18	Texas Christian N	Knoxville			31-0 W
Sept. 25	Auburn	Birmingham	ABC		28-38 L
Oct. 2	Clemson	Knoxville			21-19 W
Oct. 9	Georgia Tech	Atlanta			42-7 W
Oct. 16	Alabama	Knoxville	ABC	--/20	13-20 L
Oct. 23	Florida	Knoxville		--/11	18-20 L
Nov. 6	Memphis St.	Memphis			21-14 W
Nov. 13	Mississippi (HC)	Knoxville			32-6 W
Nov. 20	Kentucky	Knoxville			0-7 L
Nov. 27	Vanderbilt	Nashville			13-10 W

SEC 2-4 (8th)



JOHNNY MAJORS (1977-92)

Vol All-America tailback in the mid-1950s. Majors returned to his alma mater as the University's 19th head coach after guiding Pittsburgh to the national championship in 1976.

Coaching record: 116-62-8.

1977 — Won 4 Lost 7

Date	Opponent	Site	TV	AP Rank UT/Opp	Result
Sept. 10	California N	Knoxville			17-27 L
Sept. 17	Boston College N	Knoxville			24-18 W
Sept. 24	Auburn	Knoxville			12-14 L
Oct. 1	Oregon State	Knoxville			41-10 W
Oct. 8	Georgia Tech	Knoxville			8-24 L
Oct. 15	Alabama	Birmingham		--/4	10-24 L
Oct. 22	Florida	Gainesville		--/19	17-27 L
Nov. 5	Memphis St. (HC)	Knoxville			27-14 W
Nov. 12	Mississippi	Memphis			14-43 L
Nov. 19	Kentucky	Lexington		--/7	17-21 L
Nov. 26	Vanderbilt	Knoxville			42-7 W

SEC 1-5 (8th)

1978 — Won 5 Lost 5 Tied 1

Date	Opponent	Site	TV	AP Rank UT/Opp	Result
Sept. 16	UCLA N	Knoxville		--/9	0-13 L
Sept. 23	Oregon State N	Knoxville			13-13 T
Sept. 30	Auburn	Birmingham	ABC		10-29 L
Oct. 7	Army	Knoxville			31-13 W
Oct. 21	Alabama	Knoxville		--/4	17-30 L
Oct. 28	Mississippi State	Memphis			21-34 L
Nov. 4	Duke	Knoxville			34-0 W
Nov. 11	Notre Dame	South Bend		--/14	14-31 L
Nov. 18	Mississippi (HC)	Knoxville			41-17 W
Nov. 25	Kentucky	Knoxville			29-14 W
Dec. 2	Vanderbilt	Nashville			41-15 W

SEC 3-3 (Tie 4th)

1979 — Won 7 Lost 5

Date	Opponent	Site	TV	AP Rank UT/Opp	Result
Sept. 15	Boston College N	Boston			28-16 W
Sept. 22	Utah N	Knoxville			51-18 W
Sept. 29	Auburn	Knoxville			35-17 W
Oct. 6	Mississippi State	Memphis		19/--	9-28 L
Oct. 13	Georgia Tech	Knoxville			31-0 W
Oct. 20	Alabama	Birmingham		18/1	17-27 L
Nov. 3	Rutgers (HC)	Knoxville		17/--	7-13 L
Nov. 10	Notre Dame	Knoxville		--/13	40-18 W
Nov. 17	Mississippi	Jackson		19/--	20-44 L
Nov. 24	Kentucky	Lexington			20-17 W
Dec. 1	Vanderbilt	Knoxville			31-10 W

Bluebonnet Bowl

Dec. 31	Purdue N	Houston	MIZ	--/12	22-27 L
---------	----------	---------	-----	-------	---------

SEC 3-3 (Tie 5th)

1980 — Won 5 Lost 6

Date	Opponent	Site	TV	AP Rank UT/Opp	Result
Sept. 6	Georgia N	Knoxville		--/16	15-16 L
Sept. 13	Southern Cal N	Knoxville		--/5	17-20 L
Sept. 20	Washington State	Knoxville			35-23 W
Sept. 27	Auburn	Auburn		--/18	42-0 W
Oct. 11	Georgia Tech	Atlanta			23-10 W
Oct. 18	Alabama	Knoxville	ABC	--/1	0-27 L
Oct. 25	Pittsburgh	Knoxville		--/12	6-30 L
Nov. 1	Virginia (HC)	Knoxville			13-16 L
Nov. 15	Mississippi	Memphis			9-20 L
Nov. 22	Kentucky	Knoxville			45-14 W
Nov. 29	Vanderbilt	Nashville			51-13 W

SEC 3-3 (6th)

1981 — Won 8 Lost 4

Date	Opponent	Site	TV	AP Rank UT/Opp	Result
Sept. 5	Georgia	Athens		--/10	0-44 L
Sept. 12	Southern Cal N	Los Angeles		--/5	7-43 L
Sept. 19	Colorado State N	Knoxville			42-0 W
Sept. 26	Auburn	Knoxville			10-7 W
Oct. 10	Georgia Tech	Knoxville			10-7 W
Oct. 17	Alabama	Birmingham		--/15	19-38 L
Oct. 24	Memphis St.	Memphis			28-9 W
Nov. 7	Wichita St. (HC)	Knoxville			24-21 W
Nov. 14	Mississippi	Knoxville			28-20 W
Nov. 21	Kentucky	Lexington			10-21 L
Nov. 28	Vanderbilt	Knoxville			38-34 W

Garden State Bowl

Dec. 13	Wisconsin	E. Rutherford	MIZ		28-21 W
---------	-----------	---------------	-----	--	---------

SEC 3-3 (Tie 4th)



1982 — Won 6 Lost 5 Tied 1

Date	Opponent	Site	TV	AP Rank UT/Opp	Result
Sept. 4	Duke N	Knoxville			24-25 L
Sept. 11	Iowa State N	Knoxville			23-21 W
Sept. 25	Auburn	Auburn			14-24 L
Oct. 2	Washington St.	Knoxville			10-3 W
Oct. 9	LSU N	Baton Rouge		--/18	24-24 T
Oct. 16	Alabama	Knoxville		--/2	35-28 W
Oct. 23	Georgia Tech	Atlanta	ABC		21-31 L
Nov. 6	Memphis St. (HC)	Knoxville			29-3 W
Nov. 13	Mississippi	Jackson			30-17 W
Nov. 20	Kentucky	Knoxville			28-7 W
Nov. 27	Vanderbilt	Nashville			21-28 L
		Peach Bowl			
Dec. 31	Iowa	Atlanta	CBS		22-28 L
					281-239

SEC 3-2-1 (5th)

1983 — Won 9 Lost 3

Date	Opponent	Site	TV	AP Rank UT/Opp	Result
Sept. 3	Pittsburgh N	Knoxville			3-13 L
Sept. 10	New Mexico N	Knoxville			31-6 W
Sept. 24	Auburn	Knoxville		--/11	14-37 L
Oct. 1	The Citadel	Memphis			45-6 W
Oct. 8	LSU N	Knoxville	TBS		20-6 W
Oct. 15	Alabama	Birmingham		--/11	41-34 W
Oct. 22	Georgia Tech	Knoxville			37-3 W
Oct. 29	Rutgers	East Rutherford			7-0 W
Nov. 12	Mississippi N (HC)	Knoxville	TBS		10-13 L
Nov. 19	Kentucky	Lexington	CBS		10-0 W
Nov. 26	Vanderbilt	Knoxville	CBS		34-24 W
		Florida Citrus Bowl			
Dec. 17	Maryland N	Orlando	MIZ	--/16t	30-23 W
					282-165

SEC 4-2 (Tie 3rd)

1984 — Won 7 Lost 4 Tied 1

Date	Opponent	Site	TV	AP Rank UT/Opp	Result
Sept. 1	Washington St. N	Knoxville			34-27 W
Sept. 15	Utah N	Knoxville			27-21 W
Sept. 22	Army	Knoxville			24-24 T
Sept. 29	Auburn	Auburn	TBS	--/20	10-29 L
Oct. 13	Florida	Knoxville		--/18	30-43 L
Oct. 20	Alabama	Knoxville			28-27 W
Oct. 27	Georgia Tech	Atlanta			24-21 W
Nov. 10	Memphis St. (HC)	Knoxville			41-9 W
Nov. 17	Mississippi	Jackson			41-17 W
Nov. 24	Kentucky	Knoxville			12-17 L
Dec. 1	Vanderbilt	Nashville	TBS		29-13 W
		Sun Bowl			
Dec. 22	Maryland	El Paso	CBS	--/12	27-28 L
					327-276

SEC 3-3 (Tie 5th)

**1985 — Won 9 Lost 1 Tied 2
SEC CHAMPIONS**

Date	Opponent	Site	TV	AP Rank UT/Opp	Result
Sept. 14	UCLA	Knoxville	ABC	--/10	26-26 T
Sept. 28	Auburn	Knoxville	ABC	--/1	38-20 W
Oct. 5	Wake Forest	Knoxville		16/--	31-29 W
Oct. 12	Florida	Gainesville		14/7	10-17 L
Oct. 19	Alabama	Birmingham	TBS	20/15	16-14 W
Oct. 26	Georgia Tech N	Knoxville	ESPN	16/--	6-6 T
Nov. 2	Rutgers (HC)	Knoxville		19/--	40-0 W
Nov. 9	Memphis St.	Memphis		19/--	17-7 W
Nov. 16	Mississippi	Knoxville	TBS	18/--	34-14 W
Nov. 23	Kentucky	Lexington	TBS	16/--	42-0 W
Nov. 30	Vanderbilt	Knoxville	TBS	10/--	30-0 W
		Sugar Bowl			
Jan. 1	Miami (Fla.) N	New Orleans	ABC	8/2	35-7 W
					325-140

SEC 5-1 (1st) - 4th AP

1986 — Won 7 Lost 5

Date	Opponent	Site	TV	AP Rank UT/Opp	Result
Sept. 6	New Mexico N	Knoxville		10/--	35-21 W
Sept. 13	Mississippi State	Knoxville	TBS	8/--	23-27 L
Sept. 27	Auburn	Auburn	ABC	--/8	8-34 L
Oct. 4	Texas-El Paso	Knoxville			26-16 W
Oct. 11	Army	Knoxville			21-25 L
Oct. 18	Alabama	Knoxville	ABC	--/2	28-56 L
Oct. 25	Georgia Tech N	Atlanta	TBS		13-14 L
Nov. 8	Memphis St. (HC)	Knoxville			33-3 W
Nov. 15	Mississippi	Jackson	TBS	--/20	22-10 W
Nov. 22	Kentucky	Knoxville			28-9 W
Nov. 29	Vanderbilt	Nashville			35-20 W
		Liberty Bowl			
Dec. 29	Minnesota N	Memphis	RAY		21-14 W
					293-249

SEC 3-3 (6th)

1987 — Won 10 Lost 2 Tied 1

Date	Opponent	Site	TV	AP Rank UT/Opp	Result
Aug. 30	*Iowa/ABC	E. Rutherford	ABC	17/16	23-22 W
Sept. 5	Colorado State N	Knoxville		17/--	49-3 W
Sept. 12	Mississippi State	Starkville	TBS	14/--	38-10 W
Sept. 26	Auburn	Knoxville	TBS	11/3	20-20 T
Oct. 3	California	Knoxville	TBS	10/--	38-12 W
Oct. 17	Alabama N	Birmingham	ESPN	8/--	22-41 L
Oct. 24	Georgia Tech	Knoxville		13/--	29-15 W
Oct. 31	Boston College	Boston	GAI	13/--	18-20 L
Nov. 7	Louisville	Knoxville		19/--	41-10 W
Nov. 14	Mississippi (HC)	Knoxville		18/--	55-13 W
Nov. 21	Kentucky	Lexington		15/--	24-22 W
Nov. 28	Vanderbilt	Knoxville		16/--	38-36 W
		Peach Bowl			
Jan. 2	Indiana-1	Atlanta	MIZ	17/--	27-22 W
					422-246

SEC 4-1-1 (3rd) - 14th AP
*Kickoff Classic V

1988 — Won 5 Lost 6

Date	Opponent	Site	TV	AP Rank UT/Opp	Result
Sept. 3	Georgia N	Athens	ESPN	18/12	17-28 L
Sept. 10	Duke N	Knoxville			26-31 L
Sept. 17	LSU	Knoxville	TBS	--/9	9-34 L
Sept. 24	Auburn	Auburn	CBS	--/4	6-38 L
Oct. 1	Washington State	Knoxville			24-52 L
Oct. 15	Alabama	Knoxville		--/20	20-28 L
Oct. 22	Memphis St.	Memphis			38-25 W
Nov. 5	Boston College (HC)	Knoxville			10-7 W
Nov. 12	Mississippi	Oxford			20-12 W
Nov. 19	Kentucky	Knoxville			28-24 W
Nov. 26	Vanderbilt	Nashville			14-7 W
					212-286

SEC 3-4 (Tie 6th)

**1989 — Won 11 Lost 1
SEC CHAMPIONS**

Date	Opponent	Site	TV	AP Rank UT/Opp	Result
Sept. 2	Colorado State N	Knoxville			17-14 W
Sept. 9	UCLA N	Pasadena	PPV	--/6	24-6 W
Sept. 16	Duke N	Knoxville		17/--	28-6 W
Sept. 30	Auburn	Knoxville	CBS	12/4	21-14 W
Oct. 7	Georgia N (HC)	Knoxville	ESPN	6/--	17-14 W
Oct. 21	Alabama	Birmingham	CBS	6/10	30-47 L
Oct. 28	LSU	Baton Rouge	TBS	11/--	45-39 W
Nov. 11	Akron	Knoxville		11/--	52-9 W
Nov. 18	Mississippi	Knoxville	PPV	9/--	33-21 W
Nov. 25	Kentucky	Lexington	ESPN	8/--	31-10 W
Dec. 2	Vanderbilt	Knoxville	TBS	8/--	17-10 W
		Cotton Bowl			
Jan. 1	Arkansas	Dallas	CBS	8/10	31-27 W
					346-217

SEC 6-1 (Tie 1st) - 5th AP

**1990 — Won 9 Lost 2 Tied 2
SEC CHAMPIONS**

Date	Opponent	Site	TV	AP Rank UT/Opp	Result
Aug. 26	*Colorado	Anaheim	NBC	8/5	31-31 T
Sept. 1	Pacific N	Knoxville	PPV	8/--	55-7 W
Sept. 8	Mississippi State	Starkville	TBS	8/--	40-7 W
Sept. 15	Texas-El Paso	Knoxville		7/--	56-0 W
Sept. 29	Auburn N	Auburn	ESPN	5/3	26-26 T
Oct. 13	Florida N (HC)	Knoxville	ESPN	5/9	45-3 W
Oct. 20	Alabama	Knoxville	ESPN	3/--	6-9 L
Nov. 3	Temple	Knoxville	PPV	11/--	41-20 W
Nov. 10	Notre Dame	Knoxville	CBS	9/1	29-34 L
Nov. 17	Mississippi	Memphis	CBS	14/15	22-13 W
Nov. 24	Kentucky	Knoxville	TBS	14/--	42-28 W
Dec. 1	Vanderbilt	Nashville	PPV	12/--	49-20 W
		Sugar Bowl			
Jan. 1	Virginia N	New Orleans	ABC	10/--	23-22 W
					465-220

SEC 5-1-1 (1st) - 8th AP
*Pigskin Classic I

1991 — Won 9 Lost 3

Date	Opponent	Site	TV	AP Rank UT/Opp	Result
Sept. 5	Louisville N	Louisville	ESPN	11/--	28-11 W
Sept. 14	UCLA	Knoxville	TBS	11/21	30-16 W
Sept. 21	Mississippi State	Knoxville	TBS	6/23	26-24 W
Sept. 28	Auburn N	Knoxville	ESPN	5/13	30-21 W
Oct. 12	Florida N	Gainesville	ESPN	4/10	18-35 L
Oct. 19	Alabama	Birmingham	ABC	8/14	19-24 L
Nov. 2	Memphis St. (HC)	Knoxville	PPV	14/--	52-24 W
Nov. 9	Notre Dame	South Bend	NBC	13/5	35-34 W
Nov. 16	Mississippi	Knoxville	PPV	10/--	36-25 W
Nov. 23	Kentucky	Lexington	TBS	10/--	16-7 W
Nov. 30	Vanderbilt	Knoxville	SPS	9/--	45-0 W
		Fiesta Bowl			
Jan. 1	Penn State	Tempe	NBC	10/6	17-42 L
					352-263

SEC 5-2 (3rd) - 14th AP

1992 — Won 9 Lost 3

Date	Opponent	Site	TV	AP Rank UT/Opp	Result
Sept. 5	S'western La. N	Knoxville		22/--	38-3 W
Sept. 12	Georgia	Athens	ABC	20/14	34-31 W
Sept. 19	Florida	Knoxville	ABC	14/4	31-14 W
Sept. 26	Cincinnati (HC)	Knoxville	PPV	8/--	40-0 W
Oct. 3	LSU N	Baton Rouge	ESPN	7/--	20-0 W
Oct. 10	Arkansas	Knoxville	JP	4/--	24-25 L
Oct. 17	Alabama	Knoxville	ABC	13/4	10-17 L
Oct. 31	South Carolina	Columbia	JP	16/--	23-24 L
Nov. 14	Memphis St.	Memphis	PPV	23/--	26-21 W
Nov. 21	Kentucky	Knoxville		20/--	34-13 W
Nov. 28	Vanderbilt	Nashville	PPV	18/--	29-25 W
		Hall of Fame Bowl			
Jan. 1	Boston College	Tampa	ESPN	17/16	38-23 W
					347-196

SEC 5-3 (3rd East) - 12th AP

EDITOR'S NOTE: The first three games of 1992 were credited to the coaching record of Phillip Fulmer, the other eight regular-season games to the record of Johnny Majors. Fulmer was officially named head coach Nov. 29, and the 1993 Hall of Fame Bowl game was added to his record.

OUTLOOK

FOOTBALL STAFF

THE VOIS

OPPONENTS / REVIEW

HONORS

RECORDS

VOLMANAC



ALL-TIME SCORES



PHILLIP FULMER (1992-Present)

After serving as an assistant coach at UT for 14 seasons, the former Vol offensive line standout was named the 20th head coach at the close of the 1992 season.

Coaching record: 137-37.

1993 — Won 10 Lost 2

Date	Opponent	Site	TV	AP Rank UT/Opp	Result
Sept. 4	Louisiana Tech N	Knoxville	PPV	10/--	50-0 W
Sept. 11	Georgia N	Knoxville	ESPN	8/22	38-6 W
Sept. 18	Florida	Gainesville	ABC	5/9	34-41 L
Sept. 25	LSU	Knoxville	JP	11/--	42-20 W
Oct. 2	Duke (HC)	Knoxville	PPV	11/--	52-19 W
Oct. 9	Arkansas	Little Rock	JP	11/--	28-14 W
Oct. 16	Alabama*	Birmingham	ABC	10/2	17-17 T
Oct. 30	South Carolina	Knoxville	JP	8/--	55-3 W
Nov. 6	Louisville	Knoxville	ABC	7/13	45-10 W
Nov. 20	Kentucky	Lexington	ESPN	7/--	48-0 W
Nov. 27	Vanderbilt	Knoxville	JP	6/--	62-14 W

Jan. 1 Penn State Orlando ABC 6/13 13-31 L
SEC 7-1 (Tie 1st East) - 12th AP 484-175

*Game later forfeited to Tennessee as a result of NCAA sanctions.

1994 — Won 8 Lost 4

Date	Opponent	Site	TV	AP Rank UT/Opp	Result
Sept. 3	UCLA	Pasadena	ABC	13/14	23-25 L
Sept. 10	Georgia N	Athens	ESPN	19/23	41-23 W
Sept. 17	Florida N	Knoxville	ESPN	15/1	0-31 L
Sept. 24	Mississippi State	Starkville	JP	23/--	21-24 L
Oct. 1	Washington St. (HC)	Knoxville		--/17	10-9 W
Oct. 8	Arkansas	Knoxville	PPV		38-21 W
Oct. 15	Alabama N	Knoxville	ESPN	--/10	13-17 L
Oct. 29	South Carolina	Columbia			31-22 W
Nov. 12	Memphis	Knoxville			24-13 W
Nov. 19	Kentucky	Knoxville	JP		52-0 W
Nov. 26	Vanderbilt	Nashville	JP		65-0 W

Dec. 30 Virginia Tech N Gainesville TBS --/17 45-23 W
SEC 5-3 (2nd East) - 22nd AP 363-208

Footnote 5-The present day University of Memphis was known as Memphis State from 1912-1993.

1995 — Won 11 Lost 1

Date	Opponent	Site	TV	AP Rank UT/Opp	Result
Sept. 2	East Carolina N	Knoxville	PPV	8/--	27-7 W
Sept. 9	Georgia N	Knoxville	ESPN	8/--	30-27 W
Sept. 16	Florida	Gainesville	ABC	8/4	37-62 L
Sept. 23	Mississippi State	Knoxville	ABC	15/--	52-14 W
Sept. 30	Oklahoma St. (HC)	Knoxville	PPV	12/--	31-0 W
Oct. 7	Arkansas	Fayetteville	PPV	10/18	49-31 W
Oct. 14	Alabama N	Birmingham	ESPN	6/12	41-14 W
Oct. 28	South Carolina	Knoxville	JP	5/--	56-21 W
Nov. 4	Southern Miss	Knoxville	PPV	5/--	42-0 W
Nov. 18	Kentucky	Lexington	JP	4/--	34-31 W
Nov. 25	Vanderbilt	Knoxville	JP	5/--	12-7 W

Jan. 1 Ohio State Orlando ABC 4t/4t 20-14 W
SEC 7-1 (2nd East) - 3rd AP 431-228

EDITOR'S NOTE: The NCAA officially abolished the tie as a viable conclusion to a game beginning with the 1996 football season with an overtime period format.

1996 — Won 10 Lost 2

Date	Opponent	Site	TV	AP Rank UT/Opp	Result
Aug. 31	UNLV N	Knoxville	PPV	2/--	62-3 W
Sept. 7	UCLA N	Knoxville	CBS	2/--	35-20 W
Sept. 21	Florida	Knoxville	CBS	2/4	29-35 L
Oct. 3	Mississippi N	Memphis	ESPN	9/--	41-3 W
Oct. 12	Georgia N	Athens	ESPN	7/--	29-17 W
Oct. 26	Alabama	Knoxville	CBS	6/7	20-13 W
Nov. 2	South Carolina	Columbia	JP	6/--	31-14 W
Nov. 9	Memphis	Memphis	CBS	6/--	17-21 L
Nov. 16	Arkansas (HC)	Knoxville	JP	12/--	55-14 W
Nov. 23	Kentucky	Knoxville	CBS	9/--	56-10 W
Nov. 30	Vanderbilt N	Nashville	ESPN	9/--	14-7 W

Jan. 1 Northwestern Orlando ABC 9/11 48-28 W
SEC 7-1 (2nd East)-9th AP 437-185

1997 — Won 11 Lost 2 SEC CHAMPIONS

Date	Opponent	Site	TV	AP Rank UT/Opp	Result
Aug. 30	Texas Tech N	Knoxville	ESPN	5/--	52-17 W
Sept. 6	UCLA	Pasadena	ABC	3/--	30-24 W
Sept. 20	Florida	Gainesville	CBS	4/2	20-33 L
Oct. 4	Mississippi	Knoxville	CBS	9/--	31-17 W
Oct. 11	Georgia	Knoxville	CBS	9/13	38-13 W
Oct. 18	Alabama N	Birmingham	ESPN	9/--	38-21 W
Nov. 1	South Carolina	Knoxville	JP	8/--	22-7 W
Nov. 8	Southern Miss. (HC)	Knoxville	PPV	8/24	44-20 W
Nov. 15	Arkansas N	Little Rock	ESPN2	5/--	30-22 W
Nov. 22	Kentucky	Lexington	ESPN2	5/--	59-31 W
Nov. 29	Vanderbilt	Knoxville	CBS	3/--	17-10 W

Dec. 6 Auburn N Atlanta ABC 3/11 30-29 W
SEC Championship Game
Orange Bowl

Jan. 2 Nebraska N Miami CBS 3/2 17-42 L
SEC 7-1 (1st/1st East) - 7th AP 428-286

1998 — Won 13 Lost 0 NATIONAL CHAMPIONS — NCAA Consensus SEC CHAMPIONS

Date	Opponent	Site	TV	AP Rank UT/Opp	Result
Sept. 5	Syracuse	Syracuse	ESPN	10/17	34-33 W
Sept. 19	*Florida N	Knoxville	CBS	6/2	20-17 W OT
Sept. 26	Houston N	Knoxville	PPV	4/--	42-7 W
Oct. 3	Auburn	Auburn	CBS	3/--	17-9 W
Oct. 10	Georgia	Athens	CBS	4/7	22-3 W
Oct. 24	Alabama	Knoxville	CBS	3/--	35-18 W
Oct. 31	South Carolina	Columbia	JP	3/--	49-14 W
Nov. 7	UAB (HC)	Knoxville	PPV	2/--	37-13 W
Nov. 14	Arkansas	Knoxville	CBS	1/10	28-24 W
Nov. 21	Kentucky	Knoxville	CBS	1/--	59-21 W
Nov. 28	Vanderbilt	Nashville	ESPN2	1/--	41-0 W

Dec. 5 Mississippi St. N Atlanta ABC 1/23 24-14 W
SEC Championship Game
Fiesta Bowl

Jan. 4 Florida State N Tempe ABC 1/2 23-16 W
SEC 8-0 (1st/1st East) - 1st AP 431-189

*First overtime game in Neyland Stadium and for Tennessee

1999 — Won 9 Lost 3

Date	Opponent	Site	TV	AP Rank UT/Opp	Result
Sept. 4	Wyoming N	Knoxville	ESPN2	2/--	42-17 W
Sept. 18	Florida N	Gainesville	CBS	2/4t	21-23 L
Sept. 25	Memphis (HC)	Knoxville	PPV	7/--	17-16 W
Oct. 2	Auburn N	Knoxville	ESPN	7/--	24-0 W
Oct. 9	Georgia N	Knoxville	ESPN	6/10	37-20 W
Oct. 23	Alabama	Tuscaloosa	CBS	5/10	21-7 W
Oct. 30	South Carolina	Knoxville	PPV	4/--	30-7 W
Nov. 6	Notre Dame N	Knoxville	ESPN	4/24	38-14 W
Nov. 13	Arkansas	Fayetteville	JP	3/--	24-28 L
Nov. 20	Kentucky	Lexington	JP	7/--	56-21 W
Nov. 27	Vanderbilt	Knoxville	CBS	6/--	38-10 W

Jan. 2 Nebraska N Tempe ABC 6/3 21-31 L
SEC 6-2 (2nd East) - 9th AP 369-194

2000 — Won 8 Lost 4

Date	Opponent	Site	TV	AP Rank UT/Opp	Result
Sept. 2	Southern Miss N	Knoxville	ESPN	13/22	19-16 W
Sept. 16	Florida	Knoxville	CBS	11/6	23-27 L
Sept. 23	La.-Monroe (HC)	Knoxville	PPV	13/--	70-3 W
Sept. 30	LSU N	Baton Rouge	ESPN	11/--	31-38 L OT
Oct. 7	Georgia N	Athens	ESPN	21/19	10-21 L
Oct. 21	Alabama	Knoxville	CBS		20-10 W
Oct. 28	South Carolina	Columbia	JP	--/17	17-14 W
Nov. 4	Memphis	Memphis	Fox		19-17 W
Nov. 11	Arkansas	Knoxville	JP		63-20 W
Nov. 18	Kentucky	Knoxville	JP		59-20 W
Nov. 25	Vanderbilt	Nashville	JP	25/--	28-26 W

Jan. 1 Kansas State Dallas Fox 21/11 21-35 L
SEC 5-3 (Tie 2nd East) - 25th AP 380-247

2001 — Won 11 Lost 2

Date	Opponent	Site	TV	AP Rank UT/Opp	Result
Sept. 1	Syracuse	Knoxville	ESPN2	8/--	33-9 W
Sept. 8	Arkansas N	Fayetteville	ESPN2	8/--	13-3 W
Sept. 29	LSU N	Knoxville	ESPN	7/14	26-18 W
Oct. 6	Georgia	Knoxville	CBS	6/--	24-26 L
Oct. 20	Alabama	Tuscaloosa	CBS	11/--	35-24 W
Oct. 27	South Carolina N	Knoxville	ESPN2	9/12	17-10 W
Nov. 3	Notre Dame	South Bend	NBC	7/--	28-18 W
Nov. 10	Memphis (HC)	Knoxville	PPV	6/--	49-28 W
Nov. 17	Kentucky	Lexington	JP	6/--	38-35 W
Nov. 24	Vanderbilt	Knoxville	CBS	7/--	38-0 W
Dec. 1	Florida	Gainesville	CBS	5/2	34-32 W

Dec. 8 LSU N SEC Championship Game Atlanta CBS 2/21 20-31 L
Florida Citrus Bowl

Jan. 1 Michigan Orlando ABC 8/17 45-17 W
SEC 7-1 (2nd/1st East) - 4th AP 400-251

2002 — Won 8 Lost 5

Date	Opponent	Site	TV	AP Rank UT/Opp	Result
Aug. 31	Wyoming	Nashville	ESPN2	4/--	47-7 W
Sept. 7	Middle Tenn. N	Knoxville	PPV	4/--	26-3 W
Sept. 21	Florida	Knoxville	CBS	4/10	13-30 L
Sept. 28	Rutgers N	Knoxville	PPV	11/--	35-14 W
Oct. 5	Arkansas N	Knoxville	ESPN	10/--	41-38 W 60T
Oct. 12	Georgia	Athens	CBS	10/6	13-18 L
Oct. 26	Alabama N	Knoxville	ESPN	16/19	14-34 L
Nov. 2	South Carolina	Columbia	CBS	25/--	18-10 W
Nov. 9	Miami (Fla.) (HC)	Knoxville	CBS	--/1	3-26 L
Nov. 16	Mississippi State	Starkville	JP		35-17 W
Nov. 23	Vanderbilt	Nashville	JP		24-0 W
Nov. 30	Kentucky	Knoxville	JP		24-0 W

Dec. 31 Maryland N Atlanta ESPN --/20 3-30 L
SEC 5-3 (3rd East) 296-227

2003 — Won 10 Lost 3

Date	Opponent	Site	TV	AP Rank UT/Opp	Result
Aug. 30	Fresno State	Knoxville	ESPN2	12/--	24-6 W
Sept. 6	Marshall	Knoxville	ESPN2	12/--	34-24 W
Sept. 20	Florida	Gainesville	CBS	12/17	24-10 W
Sept. 27	South Carolina N	Knoxville	ESPN	8/--	23-20 W OT
Oct. 4	Auburn N	Auburn	ESPN	7/--	21-28 L
Oct. 11	Georgia N	Knoxville	ESPN2	13/8	14-41 L
Oct. 25	Alabama	Tuscaloosa	CBS	22/--	51-43 W 50T
Nov. 1	Duke (HC)	Knoxville	PPV	19/--	23-6 W
Nov. 8	Miami (Fla.)	Miami	ABC	18/6	10-6 W
Nov. 15	Mississippi State	Knoxville	JP	9/--	59-21 W
Nov. 22	Vanderbilt	Knoxville	PPV	9/--	48-0 W
Nov. 29	Kentucky	Lexington	JP	7/--	20-7 W

Jan. 2 Clemson N Atlanta ESPN 6/-- 14-27 L
SEC 6-2 (Tie 1st East) - 15th AP 365-239



2004 — Won 10 Lost 3

Date	Opponent	Site	TV	AP Rank UT/Opp	Result
Sept. 5	UNLV N	Knoxville	ESPN	14/--	42-17 W
Sept. 18	Florida N	Knoxville	CBS	13/11	30-28 W
Sept. 25	La. Tech N (HC)	Knoxville	PPV	11/	42-17 W
Oct. 2	Auburn N	Knoxville	ESPN	10/8	10-34 L
Oct. 9	Georgia	Athens	CBS	17/3	19-14 W
Oct. 16	Mississippi N	Oxford	ESPN2	13/	21-17 W
Oct. 23	Alabama	Knoxville	CBS	11/	17-13 W
Oct. 30	South Carolina	Columbia	JP	11/	43-29 W
Nov. 6	Notre Dame	Knoxville	CBS	9/	13-17 L
Nov. 20	Vanderbilt	Nashville	JP	15/	38-33 W
Nov. 27	Kentucky	Knoxville	JP	15/	37-31 W
SEC Championship Game					
Dec. 4	Auburn N	Atlanta	CBS	15/3	28-38 L
Cotton Bowl					
Jan. 1	Texas A&M	Dallas	Fox	15/22	38-7 W
SEC 7-1 (2nd/1st East) - 13th AP					
					378-295

2005 — Won 5 Lost 6

Date	Opponent	Site	TV	AP Rank UT/Opp	Result
Sept. 3	UAB	Knoxville	JP	3/--	17-10 W
Sept. 17	Florida N	Gainesville	CBS	5/6	7-16 L
Sept. 26	LSU N	Baton Rouge	ESPN2	10/4	30-27 W OT
Oct. 1	Mississippi	Knoxville	JP	10/--	27-10 W
Oct. 8	Georgia	Knoxville	CBS	8/5	14-27 L
Oct. 22	Alabama	Tuscaloosa	CBS	17/5	3-6 L
Oct. 29	South Carolina N	Knoxville	ESPN2	23/--	15-16 L
Nov. 5	Notre Dame	South Bend	NBC	--/8	21-41 L
Nov. 12	Memphis (HC)	Knoxville	PPV		20-16 W
Nov. 19	Vanderbilt	Knoxville	JP		24-28 L
Nov. 26	Kentucky	Lexington	JP		27-8 W
SEC 3-5 (Tie 4th East)					205-205

2006 — Won 9 Lost 4

Date	Opponent	Site	TV	AP Rank UT/Opp	Result
Sept. 2	California	Knoxville	ESPN	23/9	35-18 W
Sept. 9	Air Force	Knoxville	PPV	11/--	31-30 W
Sept. 16	Florida N	Knoxville	CBS	13/7	20-21 L
Sept. 23	Marshall (HC)	Knoxville	PPV	15/--	33-7 W
Sept. 30	Memphis	Memphis	ESPN	15/--	41-7 W
Oct. 7	Georgia N	Athens	ESPN	13/10	51-33 W
Oct. 21	Alabama	Knoxville	CBS	7/--	16-13 W
Oct. 28	South Carolina N	Columbia	ESPN	8/--	31-24 W
Nov. 4	LSU	Knoxville	CBS	8/13	24-28 L
Nov. 11	Arkansas N	Fayetteville	ESPN2	13/11	14-31 L
Nov. 18	Vanderbilt	Nashville	LFN	22/--	39-10 W
Nov. 25	Kentucky	Knoxville	LFN	19/--	17-12 W
Outback Bowl					
Jan. 1	Penn State	Tampa	ESPN	17/--	10-20 L
SEC 5-3 (2nd East)					362-254

N—Night game **Championship**
 (HC)—Homecoming
 OT—Overtime game

TV—Televised game: Networks displayed are CBS, NBC, ABC, ESPN, ESPN2, JP (Jefferson Pilot), Fox, LFN (Lincoln Financial Network) MIZ (Mizlou Network), RAY (Raycom Network), TBS (Turner Sports), GAI (Great American Independent Football Network), SPS (Sports South), PPV (PayPerView, Host Communications).

NCAA Overtime Rules

The NCAA tiebreaker system established in 1996 will be used when a game is tied after four periods. NCAA football-playing rules apply. The officials will escort the captains (Rule 3-1-1) to the center of the field for the coin toss. The referee shall toss a coin at mid-field in the presence of no more than four field captains from each team and another game official, first designating the field captain of the visiting team to call the coin toss. The winner of the toss shall choose one of the following options:

1. Offense or defense, with the offense at the opponent's 25-yard line to start the first series.
 2. Which end of the field shall be used for both series of that overtime period.
- Note: The winner of the toss may not defer his choice.

The loser of the toss shall exercise the remaining option for the first extra period and shall have the first choice of the two options for subsequent even-numbered extra periods. An extra period shall consist of two series with each team putting the ball in play by a snap at the designated 25-yard line. Each team retains the ball during a series until it scores or fails to make a first down.

The team scoring the greater number of points during the regulation and extra periods shall be declared the winner. There shall be an equal number of series in each extra period, except if one team scores during a period other than on the try. Beginning with the third extra period, teams scoring a touchdown must attempt a two-point try.

Tennessee's Overtime Games

Sept. 19, 1998	vs. Florida	(1 OT)	20-17 W
Sept. 30, 2000	at LSU	(1 OT)	31-38 L
Oct. 5, 2002	vs. Arkansas	(6 OT)	41-38 W
Sept. 27, 2003	vs. South Carolina	(1 OT)	23-20 W
Oct. 25, 2003	at Alabama	(5 OT)	51-43 W
Sept. 26, 2005	at LSU	(1 OT)	30-27 W

Head Football Managers

1896 - Eugene R. Attkisson	1952 - Arthur Marks
1897 - Eugene R. Attkisson	1953 - Dick Robinson
1898 - No Team (Spanish-American War)	1954 - Dick Robinson
1899 - W. R. Harrison	1955 - Jack Mullinix
1900 -	1956 - Johnny Peay
1901 - Dan Kingman	1957 - Newt Parsons
1902 - H. B. Finch	1958 - Newt Parsons
1903 - J. S. Cooper	1959 - Ted McCloud
1904 - C. J. McClung	1960 - Ray Childers
1905 - H. P. Grant	1961 - Casco Havelly
1906 - T. P. Summers	1962 - Casco Havelly/Ted McCloud
1907 - David Gaut	1963 - Casco Havelly
1908 - Harley Fowler	1964 - Stanley Fugate
1909 - H. R. Newton	1965 - Stanley Fugate
1910 - F. L. Phipps	1966 - Stanley Fugate
1911 - Charles E. Craddock	1967 - Tommy Baker
1912 - A. J. Donelson, Jr.	1968 - Tommy Baker
1913 - Walter C. Whitaker, Jr.	1969 - Tommy Baker
1914 - T. Flem Hazen	1970 - Tommy Baker
1915 - S. M. Tunnel	1971 - Pat Marsh
1916 - David Getaz	1972 - Larry Sellers
1917 - No Team (World War I)	1973 - David Woodall
1918 - No Team (World War I)	1974 - David Woodall
1919 - T. N. Simpson	1975 - Steve Benton
1920 - H. A. Schubert	1976 - David Woodall
1921 - Frank McCleneghan	1977 - David Woodall
1922 - Leland Hedgecock	1978 - Lew Belote
1923 - Robert Watson	1979 - Lew Belote
1924 - Wiley Corry Smith	1980 - Danny Burnley
1925 - William D. Pettway	1981 - Rusty Roberts
1926 - John Galbreath	1982 - Rusty Roberts
1927 - Robert Kennerly	1983 - Rusty Roberts
1928 - Bob (Skeet) McClellan	1984 - Gordon Whitener
1929 - Robert L. McClure	1985 - Randy Miller
1930 - H.H. Clements	1986 - Jeff Fleming
1931 - Howard Ford	1987 - Jeff Fleming
1932 - Albert Brooks/Clark Dowling	1988 - David Blackburn
1933 - Clark Dowling/Hector Flenniken	1989 - David Blackburn
1934 - Glenn Sanderson	1990 - Johnny Hays
1935 - Jack Harris/Walter Hunt	1991 - Johnny Hays
1936 - Richard Frank	1992 - Heath Grider
1937 - O. B. Winston	1993 - Heath Grider
1938 - Tracy Prater	1994 - Clay Newman
1939 - Robert (Dink) Eldridge	1995 - Allan Knapp
1940 - Robert (Dink) Eldridge	1996 - Allan Knapp
1941 - Willie Davis	1997 - Robin White
1942 - Julian Andes	1998 - Larry Churchwell
1943 - No Team (World War II)	1999 - Allen Sitzler
1944 - Julian Andes	2000 - Allen Sitzler
1945 - George Creaseu	2001 - Anthony (Chip) Godwin
1946 - Stewart Johnson	2002 - Anthony (Chip) Godwin
1947 - Ray Neal	2003 - Mat Kee
1948 - Hagen Minnick	2004 - Tommy Phillips
1949 - Joe Bender	2005 - Tommy Phillips
1950 - Nate Fourman	2006 - Tommy Phillips
1951 - Lee Starr	

OUTLOOK

FOOTBALL STAFF

THE VOIS

OPPONENTS / REVIEW

HONORS

RECORDS

VOLMANIC



BOWL RESULTS/HONORS

NCAA BOWL LEADERS

APPEARANCES

1. Alabama.....	54
2. TENNESSEE.....	46
Texas.....	46
4. Southern California.....	45
5. Nebraska.....	44
6. Georgia.....	42
7. Oklahoma.....	40
8. Penn State.....	39
9. LSU.....	38
Michigan.....	38
Ohio State.....	38
12. Arkansas.....	35
Florida State.....	35
Georgia Tech.....	35
15. Florida.....	34

WINS

1. Alabama.....	30
2. Southern California.....	29
3. Penn State.....	25
4. TENNESSEE.....	24
Oklahoma.....	24
6. Georgia.....	23
Texas.....	23
8. Georgia Tech.....	22
Nebraska.....	22
10. Florida State.....	20
11. Mississippi.....	19
LSU.....	19
13. Michigan.....	18
Ohio State.....	18
Miami (Fla.).....	18
Auburn.....	18

Tennessee Bowl History Paved With Opportunities, Big Plays, National Championship Scenarios

When bowl matchmakers begin the mental calculations leading toward their annual holiday events, Tennessee is one of a select group of universities that always receives thoughtful consideration.

Under Phillip Fulmer, the Vols consistently provide an exciting bowl-game spectacle with high-powered offense and grudging defense. But that's just one of many reasons Tennessee is a bowl promoter's dream.

UT's other irresistible lure is its legions of fans, a collection of devoted supporters who bathe a neutral bowl site in a sea of orange worthy of a game at Neyland Stadium. The Vol faithful are good travelers who arrive at the game site early and make themselves seen and heard until they leave town.

Tennessee has appeared in 45 bowl games, of which a couple stand out as particularly memorable because of the bearing they had on producing two of the school's national championships.

In the early years of wire service polls, the national champion was selected at the end of the regular season. Bowl results were not part of the evaluation process. But Tennessee's Cotton Bowl victory over Texas after the 1950 season was invaluable in paving the way for the crown UT claimed in 1951.


The 20-14 upset of the Longhorns in Dallas on New Year's Day made the Vols the team to beat going into the next season. When the curtain fell on the 1951 campaign, Tennessee had ridden the momentum of its Cotton Bowl triumph to the national title as awarded by both wire service polls.

Forty-seven years later, a bowl game was crucial to another UT national championship claim. In the first

officially sanctioned Bowl Championship Series title game, the Vols met Florida State in a matchup of the two top-ranked teams at the close of the season.

Led by the passing of quarterback Tee Martin, the Vols capped an undefeated season by turning back the Seminoles, 23-16, before a capacity crowd at the Tostitos Fiesta Bowl in Tempe, Ariz. National championship pandemonium reigned throughout the night at any place Vol fans were gathered.

The significance of bowl games is in the eye of the individual, however, so you can pick among two dozen UT victories for your favorites. Certainly some of the other leaders would include: 1939 Orange Bowl (Vols 17, Oklahoma 0), 1965 Bluebonnet Bowl (Vols 27, Tulsa 6), 1971 Liberty Bowl (Vols 14, Arkansas 13), 1986 Sugar Bowl (Vols 35, Miami 7), 1990 Cotton Bowl (Vols 31, Arkansas 27), 1996 Citrus Bowl (Vols 20, Ohio State 14), 2002 Citrus Bowl (Vols 45, Michigan 17) and 2005 Cotton Bowl (Vols 38, Texas A&M 7).



Peerless Price's 79-yard touchdown reception put the finishing touches on the Vols' 23-16 win over Florida State in the Tostitos Fiesta Bowl and capped a 13-0 season for the 1998 national championship.



The 1970 Volunteers defense thwarted the Air Force offense time after time, holding the Falcons to minus-12 yards rushing, grabbing four interceptions and recovering four fumbles on the way to a 34-13 win in the 1971 Sugar Bowl. Tennessee head coach Phillip Fulmer was an offensive guard on the UT team.



▶ 1939 ORANGE BOWL vs. Oklahoma (W)	17-0
▶ 1940 ROSE BOWL vs. Southern California (L)	0-14
▶ 1941 SUGAR BOWL vs. Boston College (L)	13-19
▶ 1943 SUGAR BOWL vs. Tulsa (W)	14-7
▶ 1945 ROSE BOWL vs. Southern California (L)	0-25
▶ 1947 ORANGE BOWL vs. Rice (L)	0-8
▶ 1951 COTTON BOWL vs. Texas (W)	20-14
<i>Andy Kozar (RB) Outstanding Back</i> <i>Bud Sherrod (End) Outstanding Lineman</i>	
▶ 1952 SUGAR BOWL vs. Maryland (L)	13-28
▶ 1953 COTTON BOWL vs. Texas (L)	0-16
▶ 1957 SUGAR BOWL vs. Baylor (L)	7-13
▶ 1957 GATOR BOWL vs. Texas A&M (W)	3-0
<i>Bobby Gordon (RB) Most Outstanding Player</i>	
▶ 1965 BLUEBONNET BOWL vs. Tulsa (W)	27-6
<i>Dewey Warren (QB) Offensive MVP</i> <i>Frank Emanuel (LB) Defensive MVP</i>	
▶ 1966 GATOR BOWL vs. Syracuse (W)	18-12
<i>Dewey Warren (QB) Most Outstanding Player</i>	
▶ 1968 ORANGE BOWL vs. Oklahoma (L)	24-26
▶ 1969 COTTON BOWL vs. Texas (L)	13-36
▶ 1969 GATOR BOWL vs. Florida (L)	13-14
<i>Curt Watson (RB) Most Outstanding Player</i>	
▶ 1971 SUGAR BOWL vs. Air Force (W)	34-13
<i>Bobby Scott (QB) Most Outstanding Player</i>	
▶ 1971 LIBERTY BOWL vs. Arkansas (W)	14-13
▶ 1972 BLUEBONNET BOWL vs. Louisiana State (W)	24-17
<i>Condredge Holloway (QB) Offensive MVP</i> <i>Carl Johnson (DE) Defensive MVP</i>	
▶ 1973 GATOR BOWL vs. Texas Tech (L)	19-28
<i>Haskel Stanback (RB) Most Outstanding Player</i>	
▶ 1974 LIBERTY BOWL vs. Maryland (W)	7-3
<i>Mike Gayles (RB) Outstanding Offensive Player</i>	



Defensive tackle Justin Harrell earned defensive MVP honors in the Vols' Cotton Bowl win over Texas A&M.

▶ 1979 BLUEBONNET BOWL vs. Purdue (L)	22-27
<i>Roland James (DB) Defensive MVP</i>	
▶ 1981 GARDEN STATE BOWL vs. Wisconsin (W)	28-21
<i>Steve Alatorre (QB) Most Valuable Player</i>	
▶ 1982 PEACH BOWL vs. Iowa (L)	22-28
<i>Alan Cockrell (QB) Most Valuable Player</i>	
▶ 1983 FLORIDA CITRUS BOWL vs. Maryland (W)	30-23
<i>Johnnie Jones (RB) Most Valuable Player</i> <i>Alvin Toles (LB) Outstanding Defensive Player</i>	
▶ 1984 SUN BOWL vs. Maryland (L)	27-28
<i>Carl Zander (LB) MVP (Lineman)</i>	
▶ 1986 SUGAR BOWL vs. Miami (Fla.) (W)	35-7
<i>Daryl Dickey (QB) Most Outstanding Player</i>	
▶ 1986 LIBERTY BOWL vs. Minnesota (W)	21-14
<i>Jeff Francis (QB) Most Valuable Player</i> <i>Joey Clinkscales (WR) Outstanding Offensive Player</i> <i>Dale Jones (LB) Outstanding Defensive Player</i>	
▶ 1988 PEACH BOWL vs. Indiana (W)	27-22
<i>Reggie Cobb (RB) Most Valuable Player</i>	
▶ 1990 COTTON BOWL vs. Arkansas (W)	31-27
<i>Chuck Webb (RB) Outstanding Offensive Player</i> <i>Carl Pickens (DB) Outstanding Defensive Player</i>	
▶ 1991 SUGAR BOWL vs. Virginia (W)	23-22
<i>Andy Kelly (QB) Most Outstanding Player</i>	
▶ 1992 FIESTA BOWL vs. Penn State (L)	17-42
▶ 1993 HALL OF FAME BOWL vs. Boston College (W)	38-23
<i>Heath Shuler (QB) Most Valuable Player</i>	

▶ 1994 FLORIDA CITRUS BOWL vs. Penn State (L)	13-31
<i>Raymond Austin (DB) Outstanding Defensive Player</i>	
▶ 1994 GATOR BOWL vs. Virginia Tech (W)	45-23
<i>James Stewart (RB) Most Outstanding Player</i>	
▶ 1996 FLORIDA CITRUS BOWL vs. Ohio State (W)	20-14
<i>Jay Graham (RB) Most Valuable Player</i> <i>Leonard Little (DE) Outstanding Defensive Player</i>	
▶ 1997 FLORIDA CITRUS BOWL vs. Northwestern (W)	48-28
<i>Peyton Manning (QB) Most Valuable Player</i> <i>Tyrone Hines (LB) Outstanding Defensive Player</i>	
▶ 1998 ORANGE BOWL vs. Nebraska (L)	17-42
<i>Jamal Lewis (RB) UT Most Valuable Player</i>	
▶ 1999 FIESTA BOWL vs. Florida State (W)	23-16
<i>Peerless Price (WR) Offensive MVP</i> <i>Dwayne Goodrich (DB) Defensive MVP</i>	
▶ 2000 FIESTA BOWL vs. Nebraska (L)	21-31
<i>Tee Martin (QB) UT Most Valuable Player</i>	
▶ 2001 COTTON BOWL vs. Kansas State (L)	21-35
▶ 2002 FLORIDA CITRUS BOWL vs. Michigan (W)	45-17
<i>Casey Clausen (QB) Most Valuable Player</i> <i>John Henderson (DT) Outstanding Defensive Player</i>	
▶ 2002 PEACH BOWL vs. Maryland (L)	3-30
▶ 2004 PEACH BOWL vs. Clemson (L)	14-27
▶ 2005 COTTON BOWL vs. Texas A&M (W)	38-7
<i>Rick Clausen (QB) Offensive MVP</i> <i>Justin Harrell (DT) Defensive MVP</i>	
▶ 2007 OUTBACK BOWL vs. Penn State (L)	10-20

Bowl Quick Facts

46 Bowl Games: Ranks 2nd all-time	
All-Time Bowl Record: 24-22 (4th-wins)	
Consecutive Bowl Seasons: 16 (1989-2004)	
BOWL (Years)	W-L
Bluebonnet (1965-72-79)	2-1
Cotton (1951-53-69-90-2001-05)	3-3
Fiesta (1992-99-2000)	1-2
Florida Citrus (1983-94-96-97-2002)	4-1
Garden State (1981)	1-0
Gator (1957-66-69-73-94)	3-2
Liberty (1971-74-86)	3-0
Orange (1939-47-68-98)	1-3
Outback/Hall of Fame (1993, 2007)	1-1
Peach (1982-88-2002-04)	1-3
Rose (1940-45)	0-2
Sugar (1941-43-52-57-71-86-91)	4-3
Sun (1984)	0-1
Totals	24-22

OUTLOOK

FOOTBALL STAFF

THE VOLS

OPPONENTS / REVIEW

HONORS

RECORDS

VOLMANC

T LETTERMEN

(NOTE: Please send any corrections, additions or deletions from this list to:
Bud Ford, Sports Information Director, University of Tennessee, P.O. Box 15016, Knoxville, Tenn. 37901.)

SERVICE AWARD—A service award is given upon the recommendations of the head coach to a senior athlete who has completed his eligibility and has been a squad member for at least three years without meeting the participation requirements for a varsity letter.

A

Abernathy, George (Owl) T. C. 1926, 27, Pulaski
Ackermann, Norbert J. Sr., C. 1939, 40 (Capt.), Louisville, Ky.
Ackermann, Norbert J. Jr., C. 1963, 64, Chamblee, Ga.
Adams, Mark, TE, 1988, 89, 90, 91, Virginia Beach, Va.
Adams, Ralph, G. 1952, Lawrenceburg
Adkins, Stockton, BB, 1955, 56, 57, Union City
Aguillard, Kyle, TE, 1977, 78, 79, Port Neches, Texas
Aiello, Sam, QB, 1982, Huntington Beach, Calif.
Aiken, Malcolm, T. 1930, 31, 32 (Capt.), Memphis
Ainge, Erik, QB, 2004, 05, 06 Hillsboro, Ore.
Aitchison, Bret, DE, 1979, Boise, Idaho
Akin, Brent, OG, 1978 (Service), Florence, Ala.
Alatorre, Steve, QB, 1980, 81, Cypress, Calif.
Alexander, Frank, E. 1950, 51, 52, Murphy, N.C.
Alexander, Roger, DE, 1998, Paterson, N.J.
Alexander, W.C., Sub., 1900
Allen, David C., DB, 1970, 71, 72, Athens, Ga.
Allen, Mikki, DB, 1996, 97, 98, 99, Murfreesboro
Allen, Jason, DB, 2002, 03, 04 (Capt.), 05 (Capt.), Muscle Shoals, Ala.
Allen, Jimmy, TE, 1970, Vincennes, Ind.
Allen, John H., RHB, 1929, 30, 31, Elizabethton
Alley, E.H. (Herc), RE, 1927, 28, Chattanooga
Alston, Chris, C. 1992, Hopkins, S.C.
Amonette, Jason, P. 1993 (Service), Nashville
Amsler, Greg, RB, 1986, 88, 89, 90, Chatham, N.J.
Anderson, Bill, WB, 1955, 56, 57 (Capt.), Bradenton, Fla.
Anderson, Charlie, DE, 1974, 75, 76, Florence, Ala.
Anderson, Cory, FB, 2003, 04, 05, 06 Knoxville
Anderson, Malcolm S., B. 1932, 33, 34, Tullahoma
Anderson, Wendell, RB, 1980 (Service), Knoxville
Andridge, Bob (Breezer), HB, 1938, 39, 40, Knoxville
Applewhite, J.M., LHB, 1911
Asumnu, Stanley, WR, 2006 (Service), Houston, Texas
Arbo, Billy, WR, 1975, 76, 77, 78, Knoxville
Archibald, Doug, LB, 1964, 65, 66, Sarasota, Fla.
Armstrong, Carlton, RB, 1979, 80, 81, Nashville
Armstrong, Jack, BB/QB, 1946, 47, 48, Lenoir City
Armstrong, Murray, RE, 1956, 57, 58, Somerville
Asbury, E.J., G. 1944, 45, Kenvir, Ky.
Aszman, Jim, P. 1986, Cleveland
Atchley, Randy, OG, 1984 (Service), Seymour
Atherton, Myles, RB, 1998 (Service), Brandon, Miss.
Atkins, Doug, T. 1950, 51, 52, Humboldt
Augustine, Pat, RE, 1959, 61, 62 (Capt.), Loretto
Austelle, Alfred, T. 1934, Cowan
Austin, Raymond, DB, 1993, 94, 95, 96, (Capt.) Lawton, Okla.

Autry, Keith, OG, 1974, Louisville, Ky.
Ayres, Robert, DE 2005, 06 Clio, S.C.
Aynett, Julian, C. 1902, 03, Pulaski

B

Bacon, J.B., RE, 1899
Bacon, Pryor E., HB, 1938, 39, Chattanooga
Bailey, Carey, DT, 1988, 89, 90, 91, Morgantown, W.Va.
Bailey, Howard H., T. 1932, 33, 34, Knoxville
Bailey, John (Skeeter) W., HB, 1938, Portland
Baird, Doug, OG, 1987, 88, 89, 90, Waverly
Baird, James A., LT, 1896, 97 (Capt.)
Baird, Robert R., RT, 1896, 97
Baker, Bill, WB, 1966, 67, 68, Jasper
Baker, Carey, RB, 1990, McEwen
Baker, Charles E., RG, 1947, 48, 49, Knoxville
Baker, Charles B., RT, 1960, Chattanooga

Baker, Rashad, DB, 2000, 01, 02, 03 (Capt.), Camden, N.J.
Baker, W.G., FB, 1906, 07, 08, Rockwood
Baldini, Ralph, G. 1961, Horseheads, N.Y.
Balitsaris, George, FB, 1946, 47, 48, Pittsburgh, Pa.
Balitsaris, Mike, E. 1939, 40, 41, Pittsburgh, Pa.
Balthis, R.E. Sub., 1901
Balthrop, Joe, OT, 1969, 70, 71, Clarksville
Bandemier, Bill, LB, 1973, Bolingbrook, Ill.
Banks, James, QB/WR, 2002, 03, Indianapolis, Ind.
Banks, Randy, DB, 1990, Knoxville
Baracca, Marty, FB, 1960, 61, Blairsville, Pa.
Barbish, Bill (Moose), QB, 1951, 52, 53, Cleveland, Ohio
Barker, Grey, RB, 1995, Humboldt
Barksdale, Val, DB, 1977, 78, 79, 80, Harriman

Barnes, William (Billy), E. 1937, 38, 39, Memphis
Barnes, W.O. Sub., 1896
Barnhill, John H., G. 1925, 26, 27 (Capt.), Savannah
Barnum, Greg, C. 1999, Killeen, Texas
Barron, David, OLB, 1974, 75, 76, 77, Atlanta, Ga.
Bartholomew, Sam, BB, 1937, 38, 39 (Capt.), Hillsboro, W.Va.
Bartholomew, Will, RB, 1998, 99, 00, 01 (Capt.) Nashville
Bass, Ben, T. 1969, Nashville
Bass, Vernon, DB, 1984, 85, 86, Gallatin
Bates, Bill, DB, 1979, 80, 81, 82, Knoxville
Bates, Jim, LB, 1966, 67, Oxford, Mich.
Bates, William M., RE, 1893
Batey, Jack S., E. 1924, Lewisburg
Battle, Julian, DB, 2001, 02, Royal Palm Beach, Fla.
Baucom, Tom, DT, 1967, 68, 69, Nashville
Baugh, William M., Sub., 1893
Bayer, J.T., RG, 1909
Bayer, S.D., LT, 1913, 14, 15, Cumberland City
Bayless, John D., QB, 1931, 32, 33, Hinsdale, Ill.
Beard, Ed, BB, 1961, Norfolk, Va.
Beavers, Brent, DE, 1997, Tazewell, Va.
Becker, Hubert, TB, 1947, Tamaque, Pa.
Beckler, David, E. 1970, Cleveland
Becksvort, John, PK, 1991, 92, 93, 94, Chattanooga
Beene, ER., RHB, 1906
Beene, Jones C. Jr., LE, 1901, 02, 03, 04, 05
Beene, L. Phillip, T. 1928, 29, 30, Jasper
Beene, Patton, RHB, 1901, 02
Begnaud, Shane, DB, 1993, 95, 97, Lafayette, La.
Behrens, John, SE, 1975, 76 (Service), Fairfax, Va.
Bell, C.A., FB, 1897
Bell, J.D., Sub., 1897
Bell, L.L., RE, 1896
Bellis, Leonard, E. 1945, Philadelphia, Pa.
Bellmont, L.T., RHB, 1904
Bennett, Andy, TB, 1969, 71, Tampa, Fla.
Bennett, David, DB, 1989, 90, 91, 92, Germantown
Bennett, Fred, MG, 1984, 85, 86, Prichard, Ala.
Bennett, William R. (Bill), BB, 1956, 57, Elizabethtown, Ky.
Bennett, Tom L., DE, 1969, 70, 71, Somerville
Benson, Chris, WR, 1989, Ames, Iowa
Benton, Charles, DB, 1983, 84, 85, 86, Spring City
Bergmeier, Ron, WB, 1947, 48, 49, St. Louis, Mo.
Berkhan, Rick, RB, 1977 (Service), Atlanta, Ga.
Bernard, George R., FB, 1893
Beron, Billy, TE, 1994, 95, 96, River Ridge, La.
Berry, James, RB, 1978, 79, 80, 81 (Capt.), Natchez, Miss.
Beutel, Jim, BB, 1954, 55 (Capt.), North Tonawanda, N.Y.
Bevans, Mike, C. 1968, 69, 70, Donelson
Bevis, William (Billy), B. 1942, 44, 45 (Capt.), Marianna, Fla.
Bibee, M. Bert, C. 1932, 33, Jacksboro
Bible, Alvah, T. 1970 (Service), Corbin, Ky.
Biggers, Kurston, RB, 1999, 00, Nashville
Binion, Larry, P. 1995, 96, Mesa, Ariz.
Bird, Terry, OT, 1964, 65, 66, Elizabethtown, Ky.
Blackstock, William (Bill), QB, 1951, Knoxville
Blair, Hal Edward, HB, 1919, 20, 21 (Capt.)
Blair, Reuben Moore, LE, 1919, Fayetteville
Blake, Tom, T. 1945, Middletown, Ohio
Blankenship, Warren, C. 1959, 60, 61, Huntingdon



TENNESSEE LETTERMEN'S CLUB

The University of Tennessee Lettermen's T-Club is open to any person who has been awarded a varsity letter in any NCAA sanctioned sport at UT and is interested in the purposes of the organization. All members who have paid their annual dues of \$25 a year should be known as an active member with rights and privileges according to the bylaws.

The T-Club Lettermen's room located in Thompson-Boling Arena is open three hours before kickoff to lettermen and their guests each home game.

Condredge Holloway, Athletics Staff Liaison
Judy Constantine, Executive Secretary

Lettermen's T-Club
P.O. Box 15016
Knoxville, TN 37901-5016
(865) 974-9054



Chip Kell, who was an All-America in 1969 and 1970, became Tennessee's 21st selection to the National Football Foundation and College Hall of Fame.



Blaylock, Brad, P. 2001 (Service) Cincinnati, Ohio
 Blessing, Hugh 1944
 Bolden, Demonte', DT, 2006, Chattanooga
 Bolton, Chris, LB, 1977, 78, 79, 80, Atlanta, Ga.
 Bond Robert U., T. 1924, Lenoir City
 Bone, William (Bill), QB, 1923, 24, Memphis
 Bonham, Shane, DT, 1992, 93, Fairbanks, Alaska
 Booker, Ronnie, MG, 1982, Knoxville
 Bordinger, Don, G, 1951, Williamsport, Pa.
 Borgognone, Dirk, PK, 1987, Reno, Nev.
 Boring, Frank (Boomer), T, 1949, 50, 51, Alcoa
 Boulware, Robert, DB, 2002, 03, 04, Charlotte, N.C.
 Bourches, Joe E., Sub., 1893
 Bourkard, Harrison O., G, 1934, 35, Knoxville
 Bourne, T.P., Sub., 1900
 Bowman, Larry, TE, 1974, Knoxville
 Boyd, Samuel B., HB, 1893
 Boynton, John, OT, 1965, 66, 67, Pikeville
 Brackett, H.B. (Deke), QB, 1931, 32, 33, Knoxville
 Brackney, Rick, DB, 1989 (Service), Knoxville
 Bradford, Jim B., C, 1919, 20, Memphis
 Brady, David, OT, 1973, 74, 75, 76, Merritt, Island, Fla.
 Bradley, Shazzon, DT, 1988, 89, 90, 91, Athens
 Branch, Rufus C., QB, 1910, 11 (Capt.) 12
 Brandau, Arthur A., C, 1942, Baltimore, Md.
 Brandt, Frederic (Fritz) P. E, 1928, 29, 30, Erwin
 Brann, Ray O., C, 1958, Knoxville
 Braswell, James, DB, 1996, Maryville
 Breeding, Ken, RE, 1960, 61, Kingsport
 Brengle, Bobby, TB, 1952, 53, 54, Spring City
 Bridges, Greg, DB, 1980, Knoxville
 Bridges, Hal, G, 1956, Chattanooga
 Briggs, Jesse, RB, 1977, Memphis
 Briscoe, Josh, WR, 2005, 06 Shelby, N.C.
 Brixey, Tom, LT, 1948, 49, Tullahoma
 Bronson, Tom, LB, 1987, Brooksville, Fla.
 Bronson, Tommy E., FB, 1955, 56, 57, Gainesville, Fla.
 Brooks, Daniel, LB, 2003, 04, Jackson
 Broome, W. Lloyd, FB, 1938, 40, Knoxville
 Broug, J.L., LT, 1900, 01
 Brown, Bob, G, 1960, Lawrenceburg
 Brown, C.D., HB, 1892
 Brown, Chris, TE, 2004, 05, 06 Destrehan, La.
 Brown, Earle W., G, 1939, 45, Knoxville
 Brown, Eddie, DB, 1971, 72, 73 (Capt.) Guild
 Brown, Eric, LB, 1996, 97, Edmond, Okla.
 Brown, Fred (Bo), E, 1923, 24, 25, Cleveland
 Brown, Herbert T., G, 1928, 29, 30, Nashville
 Brown, James P., RT, 1892, 93
 Brown, Jonathan, DE, 1994, 95, 96, 97, Tulsa, Okla.
 Brown, Kenny, LT, 1960, 61, 62, Gallatin
 Brown, Laron, WR, 1983, Dayton, Ohio
 Brown, Richard, DT, 1984, 85, Riviera Beach, Fla.
 Brown, Terry, DB, 1983, 84, 85, 86, Macon, Ga.
 Brown, Tony, WR, 2001, 02, 03, 04 (Capt.), Lauderdale Lakes, Fla.
 Brown, Travis, DB, 1998 (Service), Memphis
 Brown, Victor, DB, 1992, 93, Savannah, Ga.
 Brown, W.C., Sub., 1906
 Brown, W.P., LT, 1908
 Brown, Wes, DE, 2006 Athens, Ala.
 Browne, David, C, 1968, 69, 70, Birmingham, Ala.
 Brozowski, John, T, 1969 (Service), Allentown, Pa.
 Bruhin, John, OG, 1985, 86, 87, Knoxville
 Brunson, Mario, RB, 1990, 91, 92, 93, Portsmouth, Va.
 Bryan, C.L., QB, 1899
 Bryson, G.G., HB, 1899

Bryson, Shawn, RB, 1995, 96, 97, 98, (Capt.) Franklin, N.C.
 Bryson, William J., FB, 1940, Asheville, N.C.
 Buckingham, H.L., C, 1910
 Buckingham, T.N. (Nash), FB, 1901, 02 (Capt.)
 Bullard, Ralph, OT, 1974, 75, 76, 77, Atlanta, Ga.
 Burdette, A.M., Sub., 1906, 07
 Burdette, George M., G, 1923, 24, 25, Lenoir City
 Burgess, Robert E., G, 1927, Knoxville
 Burke, Greg, PK, 1989, 90, Key Biscayne, Fla.
 Burklow, Sammy, FB, 1956, 57, 58, Hazard, Ky.
 Burnett, Jon, DE, 1973, Knoxville
 Burnett, Kevin, LB, 2000, 01, 03 (Capt.), 04 (Capt.) Carson, Calif.
 Burnham, Bruce, G, 1954, 55, 56, Danvers, Mass.
 Burns, Mark, LB, 1979, 80, 81, Hunstville, Ala.
 Burton, Lee Otis, DT, 1978, Americus, Ga.
 Burton, Shane, DT, 1992, 93, 94, 95, Catawba, N.C.
 Bush, Wayne, TB, 1962, 63, Nashville
 Butcher, Elvin, C, 1925, 26, 27
 Butler, Dan, T, 1951, 53, Norfolk, Va.
 Butler, Ed, TE, 1999, 00, 01, Huntsville, Ala.
 Butler, Johnny W., QB, 1939, 40, 41, Knoxville
 Buxton, Buck, DT, 1996, 97, Girard, Ga.
 Bybee, Joe T., E, 1927
 Byrd, Ray, FB, 1951, 52, Knoxville



Cafego, George QB, 1937, 38, 39, Scarbro, W.Va.
 Caldwell, Chan, E, 1945, 46, 47, Knoxville
 Caldwell, J.A., RE, 1902, 03, 04, 05
 Caldwell, J.H. Jr., LHB, 1903, 04, 05
 Caldwell, Lamar, LB, 1970, 71, 72, Memphis
 Caldwell, Mike, OT, 1972, 73, 74, Birmingham, Ala.
 Callahan, P.H., B, 1914
 Callaway, Richard, TB, 1967, 68, 69, Eau Gullie, Fla.
 Callaway, Tom, MM, 1967, 68, 69, Welch, W.Va.
 Cameron, Bill, DT, 1963, 64, 65, Raeford, N.C.
 Cameron, A.D. (Scotty), HB, 1912, 14, 15, Chicago, Ill.
 Campbell, Bo, RB, 1995, Franklin
 Campbell, Corey, DB, 2003, 04, 05, Spring, Texas
 Campbell, David, DE, 1971, 72, 73, Nashville
 Campbell, Earl, G, 1950, 51, 52, Elizabethton
 Campbell, Eric, DB, 2000 (Service), Franklin
 Campbell, Josh, DS, 1998 (Service), Knoxville
 Campbell, Kenneth, RB, 1990, 91, Chattanooga
 Campbell, M.R., T, 1896, 99, Tullahoma
 Campbell, L. Roe, QB, 1920, 21, 22, 24, Greeneville
 Campbell, Tony, LB, 2000, 01, Athens, Ga.
 Canale, Frank, WB, 1962, Memphis
 Canale, George, TB, 1960, 61, 62, Memphis
 Canale, Whit, WB, 1962, 64, Memphis
 Canini, Pat, FB, 1963, Columbus, Ohio
 Cannon, Gary, KS, 1960, 61, Ft. Lauderdale, Fla.
 Cannon, R.L., HB, 1892
 Cannon, Sinclair, DB, 2005, 06 Greer, S.C.
 Cantrell, Craig, LB, 1979, Knoxville
 Cantrell, Edd M., E, 1953, 54, 55, 56, Sparta
 Careathers, Paul, RB, 1972, 73, 74, Lafayette, Ga.
 Carmichael, Nick, DB, 1971, 72, 73, Atlanta, Ga.
 Carpenter, Don, DB, 1969, 70, Providence, R.I.
 Carr, Hilrey, FB, 1956, Livingston
 Carr, Marcus, TE, 1999 (Service), Kingsport
 Carroll, Alonzo M. Jr. (Goat), LE, 1911, 12, 13, 14
 Carroll, Steve, DT, 1967, 68, 69, Chattanooga

Carter, Al, TB, 1955, 56, 57, Sarasota, Fla.
 Carter, Dale, DB, 1990, 91, Oxford, Ga.
 Carter, George, E, 1950, Farmville, Va.
 Carter, Howard, DT, 1976 (Service), Murfreesboro
 Carter, J.W., FB, 1959, 60, 61, Wise, Va.
 Carter, Tony, OLB, 1984 (Service), Nashville
 Carter, Vince, WR, 1984, 85, 86, Nashville
 Cartwright, Jim, BB, 1958, 59, 60, Athens
 Casteel, Mike, DT, 1980, 81, 82, Maryville
 Catanzano, Jon, DB, 2005 (Service), Murrysville, Pa.
 Cates, Clifton B., LT, 1914, 15
 Chadnock, John, G, 1944, 45, Steubenville, Ohio
 Chadwell, James J., T, 1942, Kingsport
 Chadwick, Dennis, WR, 1970, 71, 72, Decatur, Ga.
 Chadwick, Walter, TB, 1965, 66, 67, Decatur, Ga.
 Chambers, Harold, RT, 1960, Danville, Ky.
 Champion, Toby, OG, 1998, 99, 00, Humboldt
 Chancey, Ralph E., FB, 1946, 47, 48, 49 (Capt.), Cleveland
 Chancey, Steve, FB, 1971, 72, 73, Knoxville
 Chandler, Allen E., C, 1942, Johnson City
 Chandler, H.C., HB, 1913
 Chang, Peter, DB, 2005 (Service) Syracuse, Ind.
 Chapman, D.C., QB, 1896
 Chapman, Joey, PK, 1990, 91, 92, 93, Franklin
 Chapman, Ray M., C, 1953, LaFollette
 Chauvin, Christian, PK, 2001 (Service) Metairie, La.
 Chavis, John, DT, 1977, 78, Dillon, S.C.
 Christian, Bill, DT, 1977, 79, Indiana, Pa.
 Christmas, E.K., 1924, Morristown
 Cifers, Ed, E, 1938, 39, 40, Kingsport
 Cifers, Robert G., HB, 1941, 42, Kingsport
 Cissell, Don, RT, 1959, 60, Louisville, Ky.
 Clabo, Neil, P, 1972, 73, 74, Knoxville
 Clabo, Phil, OT, 1973, 74, 75, Knoxville
 Clark, Vince, DB, 1982, 83, 84, Del Ray Beach, Fla.
 Clausen, Casey, QB, 2000, 01, 02, 03 (Capt.), Northridge, Calif.
 Clausen, Rick, QB, 2004, 05 (Capt.), Thousand Oaks, Calif.
 Claxton, J.O. (Jim), C, 1932, 33, 34, Knoxville
 Clay, Boyd, T, 1937, 38, 39, Old Hickory
 Clayton, Rufus, QB, 1922, Corydon, Iowa
 Clemmens, Bob B., HB, 1921, Maryville
 Clemmer, James H., E, 1930, 31, Benton
 Cleveland, Terence, WR, 1986, 87, 88, 89, Sweetwater
 Clifton, Chad, OT, 1996, 97, 98, 99 (Capt.), Martin
 Clinkscales, Joey, WR, 1984, 85, 86 (Capt.), Knoxville
 Cloninger, Bob O., C, 1952, 53, Chattanooga
 Cobb, Reggie, RB, 1987, 88, Knoxville
 Cochran, E.R., LE, 1906
 Cockrell, Alan, QB, 1981, 82, 83, Joplin, Mo.
 Cody, J.R., C, 1907, Arlington
 Cofer, Joe, DB, 1982, 83, 84, Knoxville
 Cofer, Mike E., TE, 1979, 80, 81, Chamblee, Ga.
 Cofer, Mike L., DE, 1979, 80, 81, 82 (Capt.), Knoxville
 Coffey, Bryan, DB, 1985, Shalimar, Fla.
 Coffey, Charles, G, 1953, 54, 55, Shelbyville
 Coffman, Leonard, FB, 1937, 38, 39, Greeneville
 Coggins, Roger, BB/QB, 1948, 49, Portsmouth, Va.
 Coker, LaMarcus, TB, 2006 Antioch
 Cole, Bill, DB, 1973, 74, 75, Church Hill
 Cole, Jeff, OLB, 1983 (Service), Carthage
 Cole, Harry A., RT, 1910

Coleman, Chuck, RB, 1981, 82, 83, Louisville, Ky.
 Coleman, Cozey, OT, 1997, 98, 99, Clarkston, Ga.
 Coleman, Jimmy L., E, 1938, 39, 40, St. Albans, W.Va.
 Coleman, Jeff, DT, 1995, 96, 97, 98, Gaffney, S.C.
 Coleman, Lee, DT, 1969, Raleigh, N.C.
 Coleman, Reggie, OT, 1999, 00, 01, Jonesboro, Ark.
 Coleman, Wayne A., BB, 1960, 61, 62, Miami, Fla.
 Colhoun, Adams, Sub., 1897
 Collier, Harris T., C, 1893
 Colquitt, Britton, P, 2005, 06 Knoxville
 Colquitt, Craig, P, 1975, 76, 77, Knoxville
 Colquitt, Dustin, P, 2001, 02, 03, 04, Knoxville
 Colquitt, Jerry, QB, 1991, 92, 93, 94, Oak Ridge
 Colquitt, Jimmy, P, 1981, 82, 83, 84, Knoxville
 Colston, Travis, LB, 1999, 00, Marshville, N.C.
 Combs, Lewis, RB, 1982 (Service), Bluff City
 Cone, Steve, OG, 1973, 74, Lawrenceburg
 Connelly, Robert C., 1941
 Cook, John, TE, 1982, 83, 84, Knoxville
 Cook, Xavier, DB, 1982, Memphis
 Cooper, Kenneth, RB, 1981, 82, 83, 84, Huntsville, Ala.
 Cooper, Richard, DT, 1984, 85, 87, Memphis
 Coor, W.C., LHB, 1948, 49, 50, Knoxville
 Cooter, Jim Bob, QB, 2006 Fayetteville
 Copeland, Jermaine, WR, 1995, 96, 97, 98, Harriman
 Corby, Graff, WR, 1996, 97, Knoxville
 Cornick, T.R., RT, 1899
 Costello, Mike, C, 1959, Springfield, Ohio
 Cottam, Brad, TE, 2004, 05, 06 Germantown
 Cottam, Jeff, TE, 2006 Germantown
 Cotton, Jackie, MM, 1963, 64, 65, Memphis
 Cottrell, C.B., Sub., 1907
 Covington, C. L., LE, 1903
 Cox, J.T., RT, 1901, 02
 Cox, John B, 1891, 92
 Cox, William G, 1929, 31, RE, Sevierville
 Cozart, Joe, DB, 1981, 82, Sweetwater
 Craig, George P., B, 1933, 34, 35
 Craig, T.E., 1899, RT, Sherman, Texas
 Crawford, Denver T, 1942, 46, 47 (Capt.), Kingsport
 Crawford, Edwin S., T, 1934, 35
 Crawford, Frank J., T, 1935, 36, 37
 Crawford, S.D., QB, 1901, 02
 Creamer, Andre, DB, 1984, 85, 86, 87, Baltimore, Md.
 Crompton, Jonathan, QB 2006 Waynesville, N.C.
 Crosby, Phillip, RB, 1997, 98, 99, Bessemer City, N.C.
 Cross, Roy L., E, 1942, 45, Knoxville
 Crossley, Andrew, FB, 2003 (Service), Talbot
 Crowson, Larry, QB, 1951, Sheffield, Ala.
 Crutchfield, Todd 1987, ILB, (Service), Charleston, W.Va.
 Cruze, Kyle (Buddy), E, 1955, 56, Knoxville
 Cummins, Charles L. Sr., LE, 1919, 21, Fayetteville
 Cummins, Charles L. Jr., LE, 1949, Hartsville
 Cunningham, Mike, OG, 1976, 77, Knoxville
 Cunningham, Rory, OG, 1980, Mableton, Ga.
 Cvetnick, John, FB, 1954, Century, W.Va.



Daffer, Ted, G, 1949, 50, 51, Norfolk, Va.
 Dafney, Bernard, OT, 1990, 91, Los Angeles, Calif.
 Dalton, Benny, DB, 1968, 69, Walland
 Dalton, Bob, RG, 1961, 62, 63, Walland
 Dalton, Ray, LE, 1962, Franklin

OUTLOOK

FOOTBALL STAFF

THE VOIS

OPPONENTS / REVIEW

HONORS

RECORDS

VOLMANIC

T

LETTERMEN

Dalton, Terry, DE, 1966, 67, 68, Goodlettsville
 Daniels, Terry, DB, 1979, 80, 81, Miami, Fla.
 Daniels, Tim, OG, 1979, Massillon, Ohio
 Danychuk, Bill, T, 1964, Lachine, Quebec,
 Canada
 Darden, Brian, RB, 1996, 97, Vicksburg, Miss.
 Darty, Landon, LE, 1955, 56, 57, Carbon Hill,
 Ala.
 Davis, Antone, OT, 1987, 88, 89, 90, Fort
 Valley, Ga.
 Davis, Bob, C, 1949, 50, 51, Bluefield, W.Va.
 Davis, Charles, DB, 1983, 84, 85, 86, New
 Paltz, N.Y.
 Davis, Dorian, LB, 2006 Iowa City, Iowa
 Davis, Harlan, WR, 1990, Metairie, La.
 Davis, Jabari, TB, 2001, 02, 03, 04, Stone
 Mountain, Ga.
 Davis, John (Tex), E, 1951, 52, Bogata, Texas
 Davis, Keith, RB, 1985, 86, 87, 88, Nashville
 Davis, Kevin, DE, 1974, 75, 76, Rome, N.Y.
 Davis, Ronald, DB, 1991, 92, 93, 94, Bartlett
 Davis, Steve L., DE, 1977, 78, 79, Knoxville
 Davis, Vando, RB, 1986, 87, 88, Wilmington,
 Del.
 Dawson, D.A., RHB, 1912, 13
 Days, Kelly, DB, 1987, 88, 89, 90, Dayton,
 Ohio
 Deaver, Everett E. H., G, 1924, Knoxville
 Decker, James Quinn, FB, 1928, 29, 30,
 Nashville
 DeFillippo, Joe, RB, 1975 (Service), Lancaster,
 Ohio
 DeHart, Dick, QB, 1966 (Service), Bridgeport,
 Conn.
 DeLong, Keith, ILB, 1985, 86, 87, 88 (Capt.),
 Lawrence, Kan.
 DeLong, Ken, TE, 1967, 68, 69, Norfolk, Va.
 DeLong, Steve, G, 1962, 63, 64 (Capt.),
 Norfolk, Va.
 DeLucca, Jerry, TE, 1954, 55, Peabody, Mass.
 Demastus, Mike, C, 1974, 75 (Service),
 Murfreesboro
 DeMelfi, Joe, C, 1962, Berwick, Pa.
 Denbo, Don, OG, 1968, 69, 70, Pulaski
 Denlinger, H.K., 1891, HB, (Capt.)
 Denney, Austin, TE, 1965, 66 (Capt.) Nashville
 Denson, Keith, DB, 1988, 89, Orville, Ohio
 Derryberry, F Woodrow, B, 1935, 36, Columbia
 Derryberry, O. Merton, LE, 1930, 31, Columbia
 Derryberry, W. Everett, HB, 1925, 27,
 Columbia
 Derwin, Jim., TB, 1963, Wyandotte, Okla.
 Dickens, Phil W., B, 1934, 35, 36, Hartsville
 Dickerson, Calvin, MG, 1981, Memphis
 Dickerson, Mondre, DT, 2002, 03, Memphis
 Dickey, Daryl, QB, 1984, 85, Gainsville, Fla.
 Dietzen, Walter N., HB, 1919, 20, 21, South
 Pittsburg
 Dilemme, Bill, RB, 1991, Longwood, Fla.
 Dinges, D.C., LG, 1907
 Dingus, Vic, DE, 1967, 68, 69, Kingsport
 Diogu, Eric, TE, 1996, 97, 98, Garland, Texas
 Disney, Theodore E. (Ty), HB, 1929, 30, 31,
 Greenville
 Disspayne, Elmer, E, 1939, Nashville
 Ditmore, Frank M., E, 1934, 35, Etowah
 Ditmore, J.M., RT, 1958, Clarksville
 Doak, Alf, T, 1920, Tusculum
 Dobelstein, Bob, G, 1942, 44 (Capt.), 45,
 Bridgeport, Conn.
 Dobelstein, Russ, LT, 1944, 45, 46, Bridgeport,
 Conn.
 Dockery, Rex, LT, 1963, Cleveland
 Dodd, Robert Lee (Bobby), QB, 1928, 29, 30,
 Kingsport
 Dodson, Richard B., FB, 1925, 26, 27
 Donahue, Ken, T, 1949, 50, Corryton
 Donaldson, R.C., C, 1896
 Donaldson, W.J., LE, 1906
 Donelson, A.J. Jr., LHB, 1911, 12

Retired Numbers

The 2005 ceremonies to retire the jerseys of Doug Atkins (91), Peyton Manning (16) and Reggie White (92) brought the list of retired jersey numbers at Tennessee to seven. This includes the four former Vol players who died in World War II and had their jerseys retired in 1946.

In 2005, Tennessee instituted criteria to retire additional numbers. Those criteria include, but are not limited to: candidates must be recognized as good citizens and have a minimum of five years between the candidate's UT football career and consideration of this honor. A candidate must have achieved three of the following five collegiate honors: induction into the National Football Foundation and College Hall of Fame, Southeastern Conference (SEC) Player of the Year, Consensus All-America, Heisman Trophy winner, and have won one of the following general athletic/academic or non-position specific awards: Sullivan Award, SEC Athlete of the Year (all sports) or Draddy Award.

Doug Atkins (91) is considered by many to be the greatest defensive end in football history. After originally signing with UT on a basketball scholarship, Atkins went on to gridiron All-America status in 1952, was the only player to be unanimously named to the All-SEC Quarter Century Team (1950-74) and was selected SEC Player of the Quarter Century. Atkins retired with the most NFL games played (205) by a defensive lineman. The Vols went 29-3-1 with Atkins on the field and won the 1951 national championship.

Peyton Manning (16) is the most decorated athlete in UT history. He left Tennessee as the SEC's all-time leading passer with 11,201 yards, setting 42 passing records during his Vols career that included two NCAA, seven SEC and 33 UT marks. Off the field, Manning won the Draddy Award as National Scholar-Athlete of the Year in 1997 and graduated in three years with a degree in speech communications. He graduated with the highest grade-point average (3.61) in his field. During his pro career, Manning has earned Pro Bowl honors six times in his eight seasons played and was named NFL MVP for the 2004 and 2005 seasons. He threw an NFL-record 49 touchdown passes in 2004 and already has 244 for his career. Manning's career total of 33,189 passing yards stands 20th on the NFL all-time list.

Reggie White (92), who died Dec. 26, 2004, at the age of 43, collected a school-record 32 sacks in his four years with the Vols to establish himself as the most prolific pass rusher in Tennessee history. Fifteen of those sacks came in his senior year of 1983, a campaign current Vols head coach Phillip Fulmer called the "most individually dominant season I've ever seen." Known as the "Minister of Defense," White went on to a 17-year pro football career, retiring as the NFL's all-time sack leader with 198. He was elected to the College Football Hall of Fame in 2002. He graduated from the University of Tennessee in 1990.

Ceremonies were held during the 2006 UT-Air Force game to officially memorialize the four players killed in World War II. Those individuals, listed below, had their jerseys retired in 1946.

Clyde (Ig) Fuson (62) (March 11, 1923 — Dec. 4, 1944), a native of Middlesboro, Ky., and fullback on the 1942 team, shared playing time with Nowling. Ig had a younger brother, Herschel (Ig) Fuson, who was a freshman on the 1942 team and transferred to West Point, from where he graduated.

Rudy Klarer (49) (March 9, 1923 — Jan. 6, 1945) was a reserve guard in 1941 and starter in 1942, from Louisville, Ky.

Bill Nowling (32) (Aug. 8, 1920 — Aug. 9, 1944), a fullback 1940-42, from St. Petersburg, Fla., was a three-year starter under Gen. Robert R. Neyland and John Barnhill.

Willis Tucker (61) (May 10, 1918 — Nov. 28, 1944), a graduate of Knoxville High School, earned a Vol football letter in 1940 and was a sprint star on the track and field team.

Jersey Honorees From World War II

62 Clyde
Fuson49 Rudy
Klarer32 Bill
Nowling61 Willis
Tucker

Doolin, Phil, DE, 1973, Rome, Ga.
 Dorsey, Albert, HB, 1965, 67, Tampa, Fla.
 Dorsey, Richard T., B, 1932, 33, 34, Memphis
 Dotson, Dewayne, DE, 1989, 90,
 Hendersonville
 Dougherty, Joe Q., T, 1933, 35, 36, Gate City,
 Va.
 Dougherty, Nathan W., RT, 1906, 07, 08, 09
 (Capt.), Powell Station
 Douglas, A.H., LHB, 1901, 02
 Douglas, Cody, OT, 2002, 03, 04, 05 (Capt.), La
 Marque, Texas
 Douglas, David, OT, 1984, 85, Spring City
 Douglas, Steve, DT, 1983, 84, Spring City
 Downey, Pat, BB, 1962, 63, Montgomery, Ala.
 Drost, Ray, G, 1942, 46, 47, Scranton, Pa.
 Drummond, Keith, E, 1954, 55, Mt. Pleasant,
 Texas
 Drummonds, Ronnie, DE, 1968, 69, 70,
 Knoxville
 Dudley, Bubba, QB, 1969, Nashville
 Duff, Bill, DT, 1994, 95, 96, 97, Delran, N.J.
 Dumont, Guillaume, OG, 2003 (Service), St.
 Hubert, Quebec
 Duncan, Alan, PK, 1978, 79, 80, Norris
 Duncan, Clark, DB, 1977, 78, 80, Erwin
 Duncan, Clyde, WR, 1981, 82, 83, Oxen Hill,
 Md.
 Duncan, Edwin Cheek, HB, 1936, 37, 38
 Dunkin, Jim, OLB, 1983, 84, Bakersfield, Calif.
 Dutton, Cliff, WR, 1992, Sykesville, Mo.
 Duvall, Jim, TE, 1975, 76, 77, Tullahoma

E

Earl, Richard, OT, 1970, 71, 72, Petersburg,
 Va.
 Eblen, R. Hooper, B, 1935
 Edmiston, Don (Speedy), T, 1939, 40, 41,
 Midland, Fla.
 Edmonds, Derrick, DB, 1996, 97, 98, 99,
 Tampa, Fla.
 Edmonds, H.M., RHB, 1896, 97, 1900, York,
 Ala.
 Edmonds, Oscar 1944
 Edwards, Anthony, DE, 1969, 70, 71,
 Kingsport
 Edwards, Skip, DB, 1964, 66, Ocala, Fla.
 Eichholtz, Bill, WR, 1984, Knoxville
 Eldred, Ralph E., E, 1936, 37, 38
 Elkas, Ray, LG, 1948, 49, Pawtucket, R.I.
 Elkins, L.E., Sub., 1910
 Elliott, Frank S., T, 1925, 27
 Ellis, Carl, T, 1963, 64, Mulberry, Fla.
 Ellis, Dick, T, 1967, Tullahoma
 Ellis, J.B., G, 1931, 32, 33, Halls
 Ellis, Shaun, DE, 1997, 98, 99, Anderson, S.C.
 Ellspermann, Steve, C, 1966 (Service), Ocala,
 Fla.
 Elmore, James W., HB, 1925, 26, 27, Knoxville
 Elmore, Kent, P, 1988, 89, Apopka, Fla.
 Emanuel, Frank, LB, 1963, 64, 65, Newport
 News, Va.
 Embry, Jim, LB, 1974, Louisville, Ky.
 Emendorfer, Bill, OG, 1970, 71, 72, Cleveland
 Emert, Justin, OT, 1998 (Service), Rockford
 Emery, John, DE, 1993, 94, Norco, La.
 Emmons, Bobby, RB, 1976, 77, 78, Fayetteville
 Emory, Bill, LHB, 1915, 16
 Emory, David, BB, 1957, Knoxville
 England, Lee, WR, 1987, 88, 89, Gallatin
 Ensley, Jerry, WB, 1960, 61, 62, Chandler, N.C.
 Epperson, Harry G., B, 1935, 36
 Epps, Cortney, WR, 1994, Dallas, Texas
 Epstein, Adam, PK, 1988, East Amherst, N.Y.
 Epstein, Jason, KS, 1992 (Service), East
 Amherst, N.Y.
 Ernsberger, Dick, FB, 1949, 50, 51, Mansfield,
 Ohio
 Etter, Gene, TB, 1958, 59, 60, Chattanooga



Evans, Joe, QB, 1919, 20
Evey, Dick, RT, 1961, 62, 63, Springfield, Ohio

F

Fagan, Jomo, WR, 2002, 03, 04, Plantation, Fla.
Fair, Dale, FB, 1974, Elizabethton
Fair, Terry, DB, 1994, 95, 96, 97, Phoenix, Ariz.
Faircloth, Mallon, TB, 1961, 62, 63, Cordele, Ga.
Fairfield, C.D., Sub., 1897, Oak Grove
Falco, Joe, DT, 1963, 64, Bridgeport, Conn.
Farmer, Joel, C, 1983, 84, 85, Knoxville
Farrar, Scot, OT, 1976, 77, Manchester
Faulkner, Craig, WR, 1990, 91, 92, 93 (Capt.), Richmond, Ky.
Faust, Hugh D., QB, 1930, Knoxville
Fayton, C.J., WR, 2002, 03, 04, 05, Virginia Beach, Va.
Feathers, Beattie, B, 1931, 32, 33, Bristol, Va.
Fellows, Roshawn, DB, 2004, 05, Warren, Ark.
Fely, Gene, C, 1949, 50, Bristol
Fender, M.W., FB, 1912
Ferris, Charles E., RT, 1892
Fielden, Alan, RE, 47, 48, 49, Knoxville
Fields, Brad, DT, 1979 (Service), Ashland City
Fields, Earnest, LB, 1988, 89, 90, 91 (Capt.), Milan
Filson, Dave, LB, 1968, 69, Nashville
Finch, Kelsey, RB, 1976, 77, 78, Sheffield, Ala.
Finlayson, Jake, TE, 2002, 03, 05, Selmer
Finlayson, John, TE, 1998, 99, 00, 01 Selmer
Finney, James L., C, 1928, 29
Fisher, Armandos, LB, 1993, East St. Louis, Ill.
Fisher, Bob, T, 1951, 52, 53, Cleveland, Ohio
Fisher, Buddy, RE, 1961, 62, 63 (Capt.), Maxwell, Va.
Fisher, James C., RT, 1892, 93
Fisher, Jody, C, 1941, 42, Bluefield, W. Va.
Fisher, John, C, 1988, 89, 90, 91 (Capt.), Milan
Fisher, Lavoisier, ILB, 1982, 83, 84, 85, Nashville
Fisher, Tom, LB, 1964, 65, Brooksville, Fla.
Fisher, Walter, DE, 2006, Nashville
Fitchpatrick, Tim, WR, 1973, 74, 75, Doraville, Ga.
Fitzgerald, Jeremy, RB, 1997, Dayton
Fitzgerald, Maurice (Buck), DB, 1998, 99, 00, 01, Nashville
Fleming, Cory, WR, 1990, 91, 92, 93 (Capt.), Nashville
Fleming, Troy, FB, 2000, 01, 02, 03, Franklin
Fletcher, Mark, DB, 1988, 89, 90, 91, Cincinnati, Ohio
Flora, Charles, E, 1949, 50, Danville, Va.
Flowers, George, HB, 1924, Covington
Flowers, Richmond, WB, 1966, 67, 68, Montgomery, Ala.
Foley, Kevin, RB, 1996, Gatlinburg
Folsom, Derrick, LB, 1989, Valdosta, Ga.
Fonde, C.H., RHB, 1910, 11, 12 (Capt.)
Ford, Chester, RB, 1994, 95, 96, Danville, Ky.
Ford, Glenn, RB, 1979, 80, Greensboro, N.C.
Foster, Arian, RB, 2005, 06, San Diego, Calif.
Foster, Clifton, DB, 1983 (Service), Alexandria, Va.
Foster, Ramon, G, 2005, 06, Henning
Fowler, W. S. (Monk), WB, 1947, Phillips, Texas
Fox, D.N., LT, 1904, Knoxville
Fox, R.E., LHB, 1904, Knoxville
Foxall, Joe, LG, 1960, 61, 62, Nashville
Foxx, Bob, HB, 1938, 39, 40, Knoxville
Foxx, Frank, RB, 1976, 77, 78, Knoxville
Francis, Hugh, HB, 1919
Francis, J.H., Sub., 1910
Francis, Jeff, QB, 1985, 86, 87, 88, Mt. Prospect, Ill.
Francis, John, T, 1941, 46, 47, Knoxville
Frank, Milton, G, 1931, 32, 33, Nashville
Franklin, Aubrayo, DT, 2001, 02, Johnson City

Franklin, Coy, RG, 1958, Madisonville
Franklin, John, T, 1930, 31, 32, Covington
Franklin, L.D. 1908, 09
Franklin, Mack, E, 1951, 52, 53 (Capt.), Madisonville
Franklin, Robbie, OG, 1964, 65, 66, Knoxville
Frazier, Bobby, DE, 1963, 64, 65, Bartow, Fla.
Freeman, Dewayne, WR, 1992, Hagerstown, Md.
French, ED., RG, 1900, Maryville
Frere, Rob, DT, 1970, 71, 72, Annandale, Va.
Frere, Ron, OT, 1972 (Service), Annandale, Va.
Frogg, Michael, C, 2006, Kingston
Frogg, Sammy, P, 2000, Kingston
Frost, Ken, LT, 1959, 60, Brentwood
Frost, Tim, DB, 1992, Scottsdale, Ga.
Fuhler, Tom, DT, 1990, 91, Crystal Lake, Ill.
Fuller, Ben F. G, 1927, 28, 29, Dyersburg
Fuller, C.J., QB, 1902, 03, Memphis
Fulmer, Phillip, OG, 1969, 70, 71, Winchester
Fulton, Charles, TB, 1965, 66, 67, Memphis
Fulton, Robert W. T, 1935, 36
Furnas, Doug, RB, 1981, 82, Commerce, Okla.
Furnas, Mike, OG, 1982, 83, Commerce, Okla.
Fusco, Ryan, PK (Service) 2005, Memphis
Fuson, Clyde (Ig), FB, 1942, Middlesboro, Ky.

G

Gaffney, James T., HB, 1941, 42, Cumberland, Md.
Gaines, Antonio, DB, 2004, 05, 06, Covington
Gaines, Cory, DB, 1995, 96, 97, Baton Rouge, La.
Gaines, Greg, DB, 1978, 80, Nashville
Gaines, Teddy, DB, 1998, 99, 00, 01, Kingsport
Gaither, Omar, LB, 2002, 03, 04, 05, Charlotte, N.C.
Galbreath, Harry, OG, 1984, 85, 86, 87 (Capt.), Clarksville
Galiffa, Art, QB, 1964, 66, Donora, Pa.
Gallagher, Joe, OG, 1973, 74, 75, 76, Chester, Pa.
Galyon, Scott, LB, 1992, 93, 94, 95 (Capt.), Seymour
Gamble, A.M., RG, 1899
Gamble, R.M., E/QB, 1901, 02
Gammage, Elliott, OT, 1965, 66, 67, Cedartown, Ga.
Gandy, Richie, OT, 2004, 05, Darlington, S.C.
Gann, Gene, BB, 1960, 61, Tuscaloosa, Ala.
Garmon, Bob, P, 1985, 86, 87, Birmingham, Ala.
Garner, Charlie, RB, 1992, 93, Falls Church, Va.
Garner, Hugh, WB, 1952, 53, 54, LaFollette
Gault, Willie, WR, 1979, 80, 81, 82, Griffin, Ga.
Gauze, J.W., C, 1911
Gayles, Mike, FB, 1974, 75, 76, Cincinnati, Ohio
Gaylor, Jim, PK, 1975, 76, 77, Nashville
Gearing, Paul, LT, 1946, 47, 48, 49, Manongahela, Pa.
Gebhardt, W.T., RT, 1892
Geisler, J.V., RE, 1911, 12
Gentry, Mack, DT, 1964, 65, 66, Knoxville
Gerard, Greg, OT, 1990, Irvine, Calif.
Gettys, P.W., RHB, 1902
Gettys, R.E., HB, 1899
Gibson, Brent, C, 1993, 94, 95, 96, Canton, N.C.
Giddens, Clarence E., C, 1934, 35
Gillespie, Charles, OT, 1979, 82, Spring City
Gilliam, Jim, DS, 1991, Gallatin
Glascott, Bob, FB, 1956, Philadelphia, Pa.
Glass, Glenn, TB, 1959, 60, 61, Clewiston, Fla.
Gleaves, Bob, BB, 1956, Shelbyville
Glover, Jimmy, MM, 1965, 66, 67, Lafayette
Godzak, Ed, WB, 1952, Webster, Pa.
Gold, Bill, FB, 1941, 42, 46, Brockton, Mass.
Golden, Tad, DB, 1998, 99, 00, 01, Lithonia, Ga.
Gonce, J.W., G, 1903
Gooch, Mike, OT, 1965, 67, 68, Florence, Ala.
Gooden, Bernard, OG, 1999, 00, Bradenton, Fla.
Goodin, Chad, C, 1989, Englewood
Goodin, Matt, DT, 1998 Englewood
Goodrich, Dwayne, DB, 1996, 97, 98, 99, (Capt.) Oak Lawn, Ill.
Goodrich, Guinn B., G, 1932, 33, Nashville
Gordon, Bobby, TB, 1955, 56, 57, Pulaski
Gordon, Milton, ILB, 1986, Jacksonville, Fla.
Gordon, Rodney, OT, 1990, 91, 92, Toledo, Ohio
Gordy, John, T, 1954, 55, 56 (Capt.), Nashville
Gowdy, Jerry, LE, 1962, 63, North Charleston, S.C.
Graddy, Sam, WR, 1985, 86, Atlanta, Ga.
Graham, Bobby, WR, 1999, 00, 01, Statesville, N.C.
Graham, Conrad, DB, 1970, 71, 72, Winston-Salem, N.C.
Graham, J.H., LG, 1910
Graham, Jay, RB, 1993, 94, 95, 96 (Capt.), Concord, N.C.
Graham, Joe, OG, 1964, 67, Fayetteville
Grant, Deon, DB, 1997, 98, 99, Augusta, Ga.
Grant, Jason, DE, 1997 (Service), Brentwood
Grant, Stan, DB, 1976, Boise, Idaho
Granzow, Judd, LB, 1998, 99, Granada Hills, Calif.
Gratz, Bobby, OG, 1963, 64, 65, Morristown
Graves, Samuel Ray, C, 1940, 41 (Capt.), Knoxville
Gravitt, Mitchell, TE, 1973, Hixson
Gray, Glenn, RE, 1963, 64, 65, Augusta, Ga.
Green, Louis A., RT, 1926, Gallatin
Green, T.B., LG, 1900, 01, 02, 03 (Capt.)
Green, Ron, DT, 1995, 96, 97, 98, Severna Park, Md.
Greene, Ben, DB, 2004, 05, 06, Jonesboro, Ga.
Greenwood, B. J., Sub., 1912
Greer, Jabari, DB, 2000, 01, 02, 03, Jackson
Greer, R.A., HB, 1899
Gregory, Kevin, DS, 1997, 98, 99, Union, S.C.
Griesbach, Bob, LB, 1952, Portsmouth, Va.
Griffin, Gerald, DB, 1996, 97, 98, 99, Murfreesboro
Griffith, Dave, LHB, 1952, 53, Oak Ridge
Grim, Joe, RE, 1901, 02, 03
Grim, W.H., E, 1904
Grimes, Bill, WR, 2006 (Service), Douglasville, Ga.
Grizzard, Kenneth, C., 1921, 22, Clarksville
Grubb, Jim, WB, 1956, 57, Oak Ridge
Grubb, Wayne, RG, 1958, 59, 60, Athens
Gruble, John, E, 1947, 48, 49, 50, Mt. Airy, N.C.
Gudalis, Bill, C, 1958, Sykesville, Pa.
Gudger, V.L., LHB, 1902, 03, Asheville, N.C.
Gunn, Carlton, LB, 1979, Tampa, Fla.
Gunther, J.A., LG, 1906
Gurdak, Matt, WR, 2002 (service), Buckhannon, W. Va.
Gust, Ron, E, 1952, 53, 54, North Tonawanda, N.Y.

H

Hackman, J.S., LHB, (Buddy) 1928, 29, 30, Nashville
Hagy, Everett, Sub., 1896
Hahn, Jimmy C., MG, 1966, 67, (service 1968), Gainesville, Fla.
Hahn, Jimmy R., QB, 1949, 50, 51, Newport News, Va.
Hair, Sammy, DE, 1972, 73, 74, Dalton, Ga.
Hale, Jerronne, WR, 2002 (service), Morristown
Hale, Troy, WR, 1985, DeSoto, Texas
Hall, Jason, DT/DE, 2002, 03, 04, 05, Marietta, Ga.
Hall, Jeff, PK, 1995, 96, 97, 98 (Capt.), Winchester
Hambaugh, P.C., LT, 1915, 16, Clarksville
Hamilton, H.T., RG, 1900
Hamilton, Mercedes, OG, 1995, 96, 97, 98 (Capt.), Waynesboro, Ga.
Hammond, Bill, RT, 1962, 63, Kingsport
Hampton, Anthony, LB, 1994, 95, 97, Englewood, N.J.
Hancock, Anthony, WR, 1978, 79, 80, 81, Cleveland, Ohio
Hand, Omari, DE, 1999, 00, 01, 02 (Capt.), Tallahassee, Fla.
Hannah, Carl, LE, 1956, Lafayette, Ga.
Hannon, Chris, WR, 2002, 03, 04, 05, Sarasota, Fla.
Haralson, Parys, DE, 2002, 03, 04 (Capt.), 05 (Capt.), Flora, Miss.
Hardegree, Bo, QB, 2006 (Service), Jackson
Hardesty, Montario, TB, 2006, New Bern, N.C.
Hardy, Darryl, LB, 1988, 89, 90, 91, Cincinnati, Ohio
Haren, Kyle, LB, 1991, Chattanooga
Hargiss, Joseph E., RG, 1893
Harkleroad, Rod, C, 1966 (Service), Knoxville
Harkness, W.S. (Bill), QB, 1923, 24, 25, 26 (Capt.), Jellico
Harp, Thomas (Red), B, 1935, 36, 37, Pineville, Ky.
Harper, Alvin, WR, 1987, 88, 89, 90, Frostproof, Fla.
Harper, Daryl, WR, 1980, 81, Memphis
Harper, Reggie, TE, 1977, 78, 79, 80, Hartsville
Harrell, Justin, DT, 2003, 04, 05, 06 (Capt.), Martin
Harris, Chris, DB, 1993 (Service), Maryville
Harrison, Jim, QB, 1979 (Service), Lakeland, Fla.
Hartman, Kip, WR, 2003 (Service), Mt. Pleasant, Mich.
Haslam, Jim, T, 1950, 51, 52 (Capt.), St. Petersburg, Fla.
Hatcher, Adolphus H. (Buck), T, 1915, 16, 19, 20 (Capt.)
Hatcher, Bill, HB, 1923, Fayetteville
Hatcher, O.C., FB, 1916
Hatley, Ralph L., G, 1932, 33, 34 (Capt.), Jackson
Hawkins, David, LB, 1983 (Service), Knoxville
Hayden, Aaron, RB, 1991, 92, 93, 94, Detroit, Mich.
Hayden, Jerrod, LB, 1997, Louisville, Ky.
Hayes, Joe Black, T, 1935, 36, 37 (Capt.)
Hayley, Samuel B., T, 1911, 12, 13 (Capt.), Jackson
Haynes, Samuel H., LE, 1893
Haynesworth, Albert, DT, 1999, 00, 01, Hartsville, S.C.
Hays, Robert L., C, 1891
Hayworth, Tracy, DE, 1986, 87, 88, 89, Decherd
Heard, Scott 1984, C, (Service), Athens
Heath, Chris, DB, 2002, 03, Hattiesburg, Miss.
Heath, Ricky, DB, 1973, Atlanta, Ga.
Hefney, Jonathan, DB, 2004, 05, 06, Rock Hill, S.C.
Helton, L.T., C, 1960, 62, Morristown
Helton, Todd, QB, 1993, 94, Knoxville
Henderson, John C., H/P, 2003, 04, Germantown
Henderson, John N., DT, 1999, 00, 01 (Capt.), Nashville
Henderson, Joseph Ray (Possum), G, 1916, 19, Knoxville
Henderson, Sam, RB, 1982, 83, 85, South Bend, Ind.
Hendricks, Gerald S., E, 1936, 37, 38
Hendrix, Tim, TE, 1983, 84, 85, 86, DeSoto, Texas
Henry, Duan, ILB, 1982, Newport

OUTLOOK

FOOTBALL STAFF

THE VOIS

OPPONENTS / REVIEW

HONORS

RECORDS

VOLMANIC

T

LETTERMEN

Henry, Travis, RB, 1997, 98, 99, 00, Frostproof, Fla.
 Hensley, Tom, T, 1952, 53, Knoxville
 Henson, Tavio, DB, 1989, 90, 91, 92, Severn, Md.
 Henton, Sterling, QB, 1987, 89, 90, Passiac, N.J.
 Herndon, L. Houston, E, 1927, 28, 29, Lexington
 Herrera, Anthony, OG, 2000, 01, 02, 03, Naples, Fla.
 Herring, Melvin G., HB, 1936, 37
 Herrmann, Gary, T, 1951, Davenport, Iowa
 Herzbrun, Lon, RG, 1955, 56, 57, Washington, D.C.
 Heydrick, Paul D., HB, 1929, Charleston, W.Va.
 Hibbard, Bob, WB, 1954, 55, 56, Midland, Pa.
 Hibbett, Johnny, OG, 1983, 84, 85, 86, Mt. Juliet
 Hickman, Herman, RG, 1929, 30, 31, Knoxville
 Hicks, Bob, C, 1947, Hazelton, Pa.
 Hiding, Lee, LB, 1973, 74, 75, Memphis
 Higginbotham, Roger, DT, 1974, Oak Ridge
 Hightower, Chris, PK, 2000 (Service), Weaverville, N.C.
 Hill, Claude, FB, 1946, 47, 48, Nashville
 Hill, Gaylon, OG, 1970, 71, 72, Brownsville
 Hill, Jimmy, QB, 1948, 49, 50, Maryville
 Hillman, Bill, WB, 1942, 46, Kane, Pa.
 Hines, Tyrone, LB, 1994, 95, 96, Brownsville
 Hite-Smith, Van O., LG, 1896
 Hobby, Marion, DE, 1986, 87, 88, 89 (Capt.), Irondale, Ala.
 Hodge, Bonnie, HB, 1937
 Hogue, Chris, PK/P, 1996, 97, Memphis
 Holbert, David, FB, 2004, 05, 06, Nashville
 Holland, Mark, C, 1992, 93, 94, Sale Creek
 Holloper, C. E., HB, 1899, 1900, 01 (Capt.)
 Holloway, Condredge, QB, 1972, 73, 74 (Capt.), Hunstville, Ala.
 Holloway, Jerry, OT, 1967, 68, Memphis
 Holohan, Francis, G, 1950, 51, 52, Niagara Falls, N.Y.
 Holsclaw, Claude, B, 1944, Elizabethton
 Holt, Laird, E, 1929, 30, 31, Franklin
 Holt, Ricky, OLB, 1981, 82, 83, Tifton, Ga.
 Holt, Robert (Tarzan), FB, 1920, 21, 22, 23 (Capt.)
 Honea, Ken, BB, 1961, 62, 63, Chattanooga
 Hood, Merlyn, WR, 1970, 71, East Moline, Ill.
 Hooser, P. Hobart (Hobe), G, 1927
 Horn, David, TE, 1992, 93, 94, 95, Jonesboro, Ga.
 Horne, Kevin, DB, 1998 (Service), Tucker, Ga.
 Horner, Amos J., FB, 1927, 28
 Hough, Joe, QB/DB, 1976, 77, Oklahoma City, Okla.
 Houston, Cedric, TB, 2001, 02, 03, 04, Clarendon, Ark.
 Houston, Josh, WR, 2000, Kingston
 Hovanic, Mark, DT, 1985, 86, 87, Yorktown, Va.
 Howard, Anthony, DT, 1985, 86, Berkeley, Calif.
 Howard, Chip, WR, 1971, 72, 73, Knoxville
 Howard, Ermal, RG, 1946, 47, 48, Matawan, W.Va.
 Howard, Joey, DT, 1986, 87, Springfield, Ohio
 Howard, William, RB, 1984, 85, 86, 87, Lima, Ohio
 Howe, Bubba, C, 1954, 55, 56, Memphis
 Howell, Frank, DT, 1970, 71, Columbia
 Hubbard, Bill, G, 1953, 54, Lynchburg, Va.
 Hubbard, Hal, QB, 1951, 52, 53, Lynchburg, Va.
 Hubbell, Franklin S. (Bud), E, 1941, 42, 46, Bridgeport, Conn.
 Hubbell, Webster E., T, 1941, Bridgeport, Conn.
 Hubback, Carl, G, 1937
 Huddleston, Ben, E, 1946, 47, Chattanooga
 Hudson, John Bill, LE, 1960, 61, 62, Jefferson City
 Hueser, Vernon, C, 1946, 47, 48, Marcus, Iowa

Huff, Avery, TE, 1980, New Market
 Huffman, Dick, T, 1942, 46, Charleston, W.Va.
 Hug, Paul N., E, 1928, 29, 30, Kingsport
 Humphreys, Cecil C. (Sonny), E, 1933, 34, 35, Paris
 Hundley, Elmo E. T, 1927
 Huneycutt, Ralph, C, 1947, 48, 49, Appalachia, Va.
 Hunt, Brian, MG, 1985, 86, 87, DeSoto, Texas
 Hunt, George, KS, 1969, 70, 71, Clearwater, Fla.
 Hunter, George L., E, 1936, 37, 38, Somerset, Ky.
 Hurley, Leonard F. T, 1920, 21, 22
 Hurst, Bill, P, 1998 (Service), Brentwood
 Husband, Tom, C, 1958, 60, Nashville
 Hust, Al, E, 1940, 41, 42 (Capt.), Cleveland, Ohio
 Hust, Emil R., E, 1939, 41, Cleveland, Ohio
 Hutchinson, Byron, T, 1942, St. Petersburg, Fla.
 Hutton, Tom, P, 1991, 92, 93, 94, Memphis
 Hyde, Jerry, RHB, 1951, 52, 53, Fort Wayne, Ind.

I

Ijams, Howard A., QB, 1891, 92, 93 (Capt.)
 Inglett, Paul, LG, 1959, 60, Augusta, Ga.
 Ingram, Brian, DE, 1977, 78, 79, Memphis
 Ingram, Mark, C, 1995, 96, Sneads Ferry, N.C.
 Ingram, Phil, WR, 1978, 79, Nashville
 Ingram, Reggie, LB, 1990, 91, 92, 93, Memphis
 Irwin, Tim, OT, 1978, 79, 80, Knoxville
 Ishii, Dusty, DB, 2003, Huntington Beach, Calif.

J

Jackson, Bernard, DE, 1998, 99, 00, 01, Louisville, Ky.
 Jackson, Howard, RT, 1956, 57, 58, Kingston
 Jackson, Leonard, MG, 1980, 81, Macon, Ga.
 Jakobik, Jack, DB, 1991, 92, Nashville
 James, Andre, LB, 1998, 99, 00, 01, Harmony, N.C.
 James, David, OG, 1980, 81, 82, Cincinnati, Ohio
 James, Roland, DB, 1976, 77, 78, 79 (Capt.), Jamestown, Ohio
 Janes, Palmer, E, 1919, 20, 21, Memphis
 Jared, W. Bennett, LHB, 1915
 Jarnagin, F. W., C, 1899, 1900, 01, Jefferson City
 Jarvis, Ron, FB, 1965, 66, 67, Rochester, N.Y.
 Jasper, Bill, C, 1949, 50, 51, Somerset, Ky.
 Jeffers, Lemont Holt, DE, 1978, 79, 80, 81 (Capt.), Hampton, Va.
 Jeffries, Danny, DB, 1970, 71, 72, Dyersburg
 Jellicorse, Reggie, C, 1964, 65, Morristown
 Jenkins, Danny, DT, 1975, 76, 77 (Capt.), Elizabethton
 Jenkins, DeRon, DB, 1992, 93, 94, 95, St. Louis, Mo.
 Jenkins, Lee, DB, 1980, 81, 82, Atlanta, Ga.
 Jernigan, Tom, DB, 1967, 68, Union City
 Jester, Mike, OG, 1978, 79, Cincinnati, Ohio
 Jester Nick, LB, 1992, 93, 94, 96, Delray Beach, Fla.
 Johnson, Bill, RG, 1955, 56, 57 (Capt.), Sparta
 Johnson, Bob, C, 1965, 66, 67 (Capt.), Cleveland
 Johnson, Brandon, DB, 2003, Tulsa, Okla.
 Johnson, Carl, DE, 1970, 71, 72, Palatka, Fla.
 Johnson, David, DT, 1987, 88, Dayton
 Johnson, Frank, LE, 1905
 Johnson, Greg, LB, 1993, 94, 95, 96, Nashville
 Johnson, Harold, QB, 1948, 49, 50, Jackson
 Johnson, Howard, T, 1926, 27, 28 (Capt.), Knoxville

Johnson, Inquoris, DB, 2004, 05, 06, Atlanta, Ga.
 Johnson, L.B. (Farmer), T, 1926, 27, 28, Jackson
 Johnson, Marsalous, DB, 2006, Smyrna
 Johnson, Neil, TE, 1998, 99, Nashville
 Johnson, Paul, C, 1973, 74, 75, Cleveland
 Johnson, Shawn, LB, 1996, 97, Louisville, Ky.
 Johnson, Steve, DB, 1994, 95, 97, 98, Powder Springs, Ga.
 Johnson, Steven, P, 1993 (Service), Knoxville
 Johnson, Tom, T, 1963, Stillwater, Okla.
 Johnson, Tom D., C, 1970, 71, 72, Cleveland
 Johnson, W.C., E, 1906, 07, 08, 09, 10 (Capt.), Memphis
 Johnston, James G., T, 1928, 29, Knoxville
 Jolley, Jack, C, 1979, 80, Simpsonville, S.C.
 Jones, Dale, OLB, 1983, 84, 85, 86 (Capt.), Cleveland
 Jones, Eli, WR, 2001 (Service), Salem, Mo.
 Jones, Frank D., G, 1926, Morristown
 Jones, Greg, LB, 1974, 75, 76, 77 (Capt.), Bristol
 Jones, Greg R., DT, 2002, 03, Jonesboro, Ark.
 Jones, Johnnie, RB, 1982, 83, 84 (Capt.), Mumfordsville
 Jones, Kendrick, WR, 1991, 92, 93, 94, Collierville
 Jones, Kenny, TE, 1978, 79, 81, 82, Nashville
 Jones, Marc, RB, 1989, 90, Syracuse, N.Y.
 Jones, Mark, WR/DB, 2000, 01, 02, 03, Wallingford, Pa.
 Jones, Mike E., MM, 1967, 68, 69, Nashville
 Jones, Mike S., T, 1971, Kingsport
 Jones, Montrell, WR, 2001, 02, Louisville, Ky.
 Jones, Philip E., G, 1923, 24, Knoxville
 Jones, Sam W., E, 1923, 24, 26, Nashville
 Jones, Wilbert, DB, 1978, 79, 80, Brownsville
 Jordan, Dick, E, 1942, 46, McCall Creek, Miss.
 Julian, Jason, WR/S, 1988, 89, 90, 91, Knoxville
 Jumper, Tommy, G, 1950, Chattanooga

K

Karl, Ryan, LB, 2004, 05, 06, Franklin
 Kaseta, Vince, E, 1949, 50, 51, Brockton, Mass.
 Keener, Samuel, RHB, 1906
 Keever, Wade, B, 1934, Johnson City
 Kefauver, Estes, G, 1922, 23, Madisonville
 Kell, Chip, OG, 1968, 69, 70, Decatur, Ga.
 Keller, John, OG, 1968, 69, 70, Bristol
 Kelley, Mike, OLB, 1986, 87, 88, Chattanooga
 Kelly, Andy, QB, 1988, 89, 90, 91, Dayton
 Kelly, Farmer, RT, 1911, 12, 13, 14 (Capt.)
 Kelly, Todd, DE, 1989, 90, 91, 92 (Capt.), Hampton, Va.
 Kelly, Van W., C, 1936, 37
 Kemp, Austin, LB, 1997, 98, Brentwood
 Kemp, C.M., LG, 1915
 Kemp, Ricardo, DB, 2006, Warren, Ark.
 Kendrick, Edward, DT, 1999, 00, 02, Macon, Ga.
 Kennedy, Edwin M., LE, 1919, Knoxville
 Kent, Jermaine, WR, 2001 (Service), Huntsville, Ala.
 Kent, Joey, WR, 1993, 94, 95, 96, Huntsville, Ala.
 Kern, R.A., RG, 1905
 Kerney, Neal, RB, 1994 (Service), Kingsport
 Kerr, Andy, PK, 2003 (Service), Maryville
 Kerr, R.V., LB, 1911, 12, 13, 14, Savannah
 Kesterton, T.O., LT, 1909
 Kidd, George, LB, 1992, 93, 94, 95, Milan
 Kile, Jack, LG, 1959, Sweetwater
 Killian, Gene, OT, 1971, 72, 73, Tampa, Fla.
 Kilpatrick, Brent, WR, 1994 (Service), Greenback
 Kimbro, Bryan, OLB, 1985, 86, 87, 88, Dickson

By the Numbers

Tennessee has had 212 All-Southeastern Conference (SEC) first-team selections since the conference was formed in 1933 and 82 All-America (AA) selections since Gene McEver was first chosen in 1929. Following are the jersey numbers of the Vols' All-SEC and All-America selections.

- 1 Leonard Little, DE/LB 1996, 97 (SEC) 1997 (AA)
- Jason Witten, TE 2002 (SEC)
- 2 Kevin Burnett, LB 2004 (AA, SEC)
- 3 Robert Meachem, WR 2006 (AA, SEC)
- 4 Fuad Revez, PK 1982, 84 (SEC) Jeff Hall, PK 1995, 96, 97, 98 (SEC)
- 5
- 6 Jimmy Streater, QB 1979 (SEC)
- 7 Condredge Holloway, QB 1973 (SEC) Chris White, DB 1985 (AA, SEC) Deon Grant, DB 1999 (AA, SEC)
- 8
- 9 George Hunt, PK 1971 (SEC)
- 10 Mike Mauck, DB 1975 (SEC) Tony Robinson, QB 1984 (SEC) John Becksvoort, PK 1993 (AA, SEC)
- 11 Ron Widby, P 1966 (AA) Joey Kent, WR 1995, 96 (SEC)
- 12 Cory Fleming, WR 1993 (SEC) Marcus Nash, WR 1997 (SEC)
- 13 Terry Fair, DB 1996, 97 (SEC)
- 14 Roland James, DB 1978, 79 (SEC) 1979 (AA) Julian Battle, DB 2002 (SEC)
- 15 Carl Pickens, WR 1990, 91 (SEC) 1991 (AA)
- 16 Number retired in honor of PEYTON MANNING Peyton Manning, QB 1995, 97 (SEC) 1997 (AA) Rashad Baker, DB 2002 (SEC)
- 17 Bobby Dodd, QB 1930 (AA) Phil Dickens, RB 1936 (SEC) Tee Martin, QB 1999 (SEC)
- 18 Craig Colquitt, P 1976, 77 (SEC) Kent Elmore, P 1989 (SEC) Dale Carter, DB 1990, 91 (AA, SEC) DeRon Jenkins, DB 1995 (SEC) Jason Allen, DB, 2004 (SEC)
- 19 Alex Walls, PK, 2000 (SEC)
- 20 Dick Huffman, DT 1946 (AA, SEC) Bert Rechichar, B 1951 (SEC) Joey Chapman, P 1990 (SEC) Travis Henry, RB, 2000 (SEC)
- 21 Mack Franklin, E 1952 (SEC) Stanley Morgan, RB 1974, 76 (SEC) Jimmy Colquitt, P 1982, 83 (AA) Heath Shuler, QB 1993 (SEC)
- 22 Richmond Flowers, WB, 1967 (AA) Ricky Townsend, PK 1972 (SEC), 1973, 74 (AA)
- 23 Earnest Fields, LB 1991 (SEC) Dwayne Goodrich, DB 1999 (SEC)
- 24 Al Hust, End 1942 (SEC) Tony Thompson, RB 1990 (SEC)
- 25 Eddie Brown, DB 1973 (AA, SEC) Jeremy Lincoln, DB 1991 (SEC)



- 26** James Wilhoit, PK 2006 (SEC)
Murray Warmath, G 1934 (SEC)
Albert Dorsey, DB 1967 (AA, SEC)
Tim Priest, DB 1970 (SEC)
Willie Gault, WR 1982 (AA, SEC)
- 27** Hank Lauricella, TB 1951 (AA, SEC)
Al Wilson, LB 1997, 98 (SEC), 1998 (AA)
- 28** Gene McEver, TB 1929 (AA)
- 29**
- 30** Jim Weatherford, DB 1968 (AA, SEC)
Andre Lott, DB 2001 (SEC)
- 31** Curt Watson, RB 1969, 70, 71 (SEC)
- 32** Number Retired in Honor of
BILL NOWLING
- 33** Bud Sherrod, E 1949, 50 (SEC)
1950 (AA)
Tom Tracy, RB 1954 (SEC)
Johnnie Jones, RB 1983, 84 (SEC)
Keith DeLong, LB 1988 (AA, SEC)
- 34** Richard Pickens, RB 1968 (SEC)
Travis Stephens, RB 2001 (AA, SEC)
- 35**
- 36** Ed Molinski, G 1939 (SEC), 1939, 40 (AA)
- 37** Bowden Wyatt, E 1938 (AA, SEC)
Conrad Graham, DB 1972 (AA, SEC)
- 38** John Michels, G 1951, 52 (SEC)
1952 (AA)
- 39**
- 40**
- 41**
- 42** Bob Suffridge, G 1938, 40 (SEC), 1938, 39, 40 (AA)
Eric Westmoreland, LB 2000 (SEC)
- 43**
- 44** Bobby Majors, DB 1970, 71 (SEC)
1971 (AA)
Neil Clabo, P 1974 (SEC)
Craig Puki, LB 1979 (SEC)
Chuck Webb, RB 1989 (SEC)
- 45** Herman Hickman, G 1931 (AA)
Johnny Majors, TB 1955, 56 (SEC)
1956 (AA)
Carl Zander, LB 1984 (SEC)
Sheriff Maples, C 1933 (SEC)
- 46** Raynoch Thompson, LB 1998, 99 (SEC)
1999 (AA)
- 47** Bobby Gordon, TB 1957 (SEC)
Dustin Colquitt, P 2003 (AA, SEC)
Britton Colquitt, P 2006 (SEC)
- 48** Beattie Feathers, TB 1933 (AA, SEC)
- 49** Number Retired in Honor of
RUDY KLARER
- 50** Don Edmiston, T 1941 (SEC)
Frank Emanuel, LB 1965 (AA, SEC)
Paul Naumoff, LB 1966 (AA, SEC)
Chip Kell, G 1968, 69, 70 (SEC)
1969, 70 (AA)
Andy Spiva, LB 1975, 76 (SEC)
Tom Myslinski, G 1991 (SEC)
- 51** Mike Bevans, C 1970 (SEC)
- 52** Jackie Walker, LB 1970, 71 (AA, SEC)
Cosey Coleman, G 1998, 99 (SEC)
1999 (AA)
- 53** Glenn Streno, C 1983 (SEC)
- 54** Abe Shires, T 1939, 40 (SEC)
1939 (AA)
Francis Holohan, G 1952 (SEC)
Bob Johnson, C 1966, 67 (AA, SEC)
Dale Jones, DE 1985, 86 (SEC)

Kimbrough, Charles, OLB, 1985, 86, 87, Mobile, Ala.
Kincaid, Bill, C, 1956, Lafollette
Kiner, Steve, LB, 1967, 68, 69, Tampa, Fla.
King, Craig, LB, 1994, 95, 96, Asheville, N.C.
King, Harry F. T. 1922, 23, 24, Knoxville
King, William B., HB, 1941, Knoxville
Kipp, S.S., LHB, 1909
Kirk, Todd, C, 1985, 86, 87, Pennington Gap, Va.
Kirkland, Aaron, TE, 2002, Fayetteville, N.C.
Klarer, Rudolph (Rudy), G, 1941, 42, Louisville, Ky.
Kline, Cedric, LB, 1986, 87, 88, 89, Loudon
Kluge, Steve, MG, 1979, 80, 81, 82, Staunton, Va.
Knappe, E.C., LG, 1900
Knight, Steve, OG, 1981, 82, 83, Abingdon, Va.
Knoxville
Koleas, George L., G, 1935, 36
Kolenik, Vic, E, 1951, 52, Leechburg, Pa.
Kolinsky, Frank, RT, 1955, 56, 57, McKees-Rocks, Pa.
Kozar, Andy, FB, 1950, 51, 52, St. Michael, Pa.
Krause, Dick, LT, 1958, Augusta, Ga.
Kreis, Gary, E, 1967, 68, 69, Oliver Springs
Kremser, Karl, KS, 1967, 68, Levittown, Pa.
Krouse, Henry W., B, 1932, 34, 35, Memphis
Kylar, Greg, WR, 1995, Baltimore, Md.

L

Labach, Joe E., HB, 1893
Lacore, John O., LG, 1893
LaCoste, Kelley, DE, 1967, Baton Rouge, La.
Lambert, Ken, DE, 1971, 72, Jacksonville, Fla.
Lampley, Brad, OT, 1996, Louisville, Ky.
Lane, Eric, RB, 1993, 94, 95, 96, East Orange, N.J.
Lane, Hunter, E, 1919, 20, 21, 22, Buntyn
Lanter, Bill, C, 1956, 57, Oak Ridge
LaSorsa, Mike, LE, 1958, 59, 60 (Capt.), Hudson Falls, N.Y.
Larkins, Corey, TB, 2001, 02, 03, 04, Opelika, Ala.
Lassiter, Robert, WR, 1970, 72, 73, Bethpage
Latham, ES, Jr., LE, 1909, 10
Lathrop, Herbert A., LT, 1891
Lauricella, Hank, TB, 1949, 50, 51, New Orleans, La.
Lavin, Robert, HB, 1924, Knoxville
Law, Allen 1944
Lawder, Rynd, Jr., RE, 1893
Layman, Jason, OT, 1992, 93, 94, 95 (Capt.), Sevierville
Leach, J. Walker, LHB, 1905, 06, 07, 08 (Capt.)
Leach, Sonny, E, 1970, 71, 72, Raleigh, N.C.
Leachman, Lamar, C, 1952, 53, 55, Cartersville, Ga.
Leak, C.J., QB, 2002, 03, 04, Charlotte, N.C.
Leake, David, QB, 1963, 64, 65, Memphis
Leake, Don, LE, 1958, 59, 60, Memphis
Leaverton, David, P, 1998, 99, 00, (Capt.) Midland, Texas
Ledford, Dennis Marshall, T, 1941, Knoxville
Lee, Alan, OG, 1974, Oak Ridge
Leffler, Willie T., G, 1936, 37
Lenoir, Patrick, OT, 1988, 89, 90, 91, Germantown
Letner, Cotton, RE, 1958, 59, 60, Ten Mile
Levine, Mark, RB, 1995, 96, 97, Dallas, Texas
Levine, Sam, G, 1936, 37
Lewis, Jamal, RB, 1997, 98, 99, Atlanta, Ga.
Lewis, Roderick, DB, 1990, 91, Mobile, Ala.
Ligon, David, OG, 2004, 05, 06, Germantown
Lincoln, Jeremy, DB, 1987, 88, 90, 91, Toledo, Ohio
Lindsay, Charles, T, 1919, 21, Knoxville
Lindsay, Robert M. (Rus), FB, 1911, 12, 13, 14

Linebarier, Chip, DB, 1976, 77, 78, Memphis
Lippe, William T., B, 1934, 35
Lipscomb, Paul, T, 1942, Centralia, Ill.
Lis, Stan, QB, 1952, Philadelphia, Pa.
Little, Joseph P. (Joe), C, 1936, 37, 38, Sparta
Little, Leonard, DE/LB, 1995, 96, 97 (Capt.), Asheville, N.C.
Littleford, Hal, TB, 1947, 48, 49 (Capt.), Bristol
Lloyd, DeAngelo, DE, 1997, 98, 99, 00, Charlotte, N.C.
Lloyd, Owen C., E, 1941, 42, Montgomery, W.Va.
Locke, Eric, WR, 2000, Murfreesboro
Lockett, W.E., Sub., 1911
Logan, J.G., QB, 1899, 1900, Knoxville
Logan, Kim, OLB, 1975, 76, 77, Birmingham, Ala.
Logan, Nicholas E., LE, 1893
Long, R.A., BB, 1942, 45, 46, Trenton
Longmire, Charlie, WR, 1990, Andersonville
Longmire, Wayne, LT, 1900, 01
Lothrop, D. B., RHB, 1915
Lott, Andre, DB, 1998, 99, 00, 01 (Capt.), Memphis
Loucks, J. C., QB, 1906, 07, 08
Loudermilk, Robert, PK, 1999, Memphis
Love, Emmon, WR, 1971, 72, 73, Oak Ridge
Lovingood, Frank, T, 1934
Lowe, Andy, HB, 1916, 21
Lowe, J.G., E, 1922, 23, 24 (Capt.) 25 (Capt.), Fountain City
Lowe, Jim, OT, 1963, 65, South Fulton, Ky.
Lowe, Theodore, LT, 1927, Fountain City
Lowe, W.O. (Chink), RT, 1914, 15, 16, 19 (Capt.), Knoxville
Lowe, Wes, DB, 1989, Nashville
Lucci, Mike, C, 1960, 61 (Capt.), Ambridge, Pa.
Luck, James K., FB, 1915, 16
Lukowski, Joe, LG, 1957, 58, 59, Riverhead, N.Y.
Lund, Bob, WB, 1945, 46, 47, 48, Knoxville
Luttrell, Bill, T, 1938, 39, 40, Knoxville
Lyman, Elbert J., RE, 1896, 1900
Lynch, Brian 1997, P (Service), Nashville
Lynn, Alan, C, 1979, McMinnville
Lyons, Vernon, G, 1950, 51, Norfolk, Va.

M

Madden, L.J., Sub., 1911
Mahelona, Jesse, DT, 2004, 05 (Capt.), Kailua-Kona, Hawaii
Mainous, Beau, DB, 1987, 88, Germantown
Maire, Joe, LHB, 1950, 51, 52, New Kensington, Pa.
Major, Mark, FB, 1944, 45, 46, 47, Knoxville
Majors, Bill, TB, 1958, 59, 60, Sewanee
Majors, Bobby, DB, 1969, 70, 71, Sewanee
Majors, John, TB, 1954, 55, 56, Huntland
Malone, Robert, WR, 1976, 78, Huntsville, Ala.
Maloney, Frank, FB, 1896, 97
Mankin, Carr, LG, 1892
Manning, John, B, 1944, 45, Elizabethton
Manning, Peyton, QB, 1994, 95, 96, 97 (Capt.), New Orleans, La.
Maples, Talmadge R. (Sheriff), C, 1931, 32, 33 (Capt.), Knoxville
Mapu, J.T., DT, 2002, 03, 06, Kahuku, Hawaii
Marfield, George R., LE, 1892
Marino, Rick, LB, 1966, 67, 68, Memphis
Mark, Alton S., E, 1931, 32, 33, Easton, Pa.
Markloff, Dave, RHB, 1949, Philadelphia, Pa.
Marquart, Cliff, LT, 1959, 60, 61, Louisville, Ky.
Marren, Bill, OG, 1977, 78, 79, 80, Saddle Brook, N.J.
Marsh, Steven, DB, 1999, 00, 01, 02, Wingate, N.C.
Martin, Bill, DS, 2005 (Service) Goodlettsville
Martin, Craig, C, 1990, 91, Newport
Martin, Danny, DB, 1979, 80, McMinnville
Martin, David, WR, 1997, 98, 99, 00, Norfolk, Va.
Martin, Fred, E, 1963, 64, Hagerstown, Md.
Martin, Ray, RHB, 1951, 52, Danville, Va.
Martin, Tee, QB, 1996, 97, 98, 99 (Capt.), Mobile, Ala.
Marvin, Mickey, OG, 1973, 74, 75, 76, Hendersonville, N.C.
Massey, R.H., RHB, 1910
Mathews, Joey, QB, 1999, 00, 01, Sevierville
Mathis, Andre, LB, 2006, Erie, Pa.
Matthews, John, OT, 1981, 82, 83, Memphis
Mattox, Bruce, LG, 1961, 62, Bassett, Va.
Mauck, Mike, DB, 1974, 75, 76, Radford, Va.
Mauriello, Bob, TB, 1966, Whittier, Calif.
Maxwell, Jim, QB, 1970, 71, Nashville
May, W.E. (Bill), QB, 1913, 14, 15
Mayer, Eugene S., C, 1930, 31 (Capt.), Chattanooga
Mayes, J.C., HB, 1908, Farmington
Mayes, Vin, G, 1966 (Service), Stamford, Conn.
Mayo, Bill, OG, 1981, 82, 83, 84, Dalton, Ga.
Mayo, Jerod, LB, 2005, 06, Hampton, Va.
Maycock, Dick, T, 1952, Philadelphia, Pa.
Mays, Kevin, OG, 1991, 92, 93, 94 (Capt.), Kingston
McAdams, Johnny, DT, 1981, 84, Lexington
McAllester, Sam J., FB, 1903, 04, Chattanooga
McAllister, W.L., QB, 1909
McArthur, Dave E., T, 1925, 26, 27
McBrayer, Brett, TE, 1987, 88, Maryville
McBride, Junior, WR, 1981, Zanesville, Ohio
McBride, Turk, DE, 2003, 04, 05, 06 (Capt.), Camden, N.J.
McCabe, Willis, QB, 1919, Memphis
McCallum, Chip, KS, 1988, 89, Marietta, Ga.
McCarren, William, HB, 1936, 37, 38
McCartney, Ronnie, DE, 1973, 74, 75 (Capt.), Charleston, W.Va.
McClain, Hubert, WB, 1961, Waynesboro
McClain, Lester, WB, 1968, 69, 70, Nashville
McClendon, Jacques, OG, 2006, Cleveland
McClemon, John, RB, 1982, Cookeville
McCleskey, J.J., WR, 1989, 90, 91, 92, (Capt.), Knoxville
McClung, C.J. (Mgr) 1904
McClure, Victor, TE, 2002, 03, 04, Hixson
McClure, W.K. (Bill), RE, 1912, 13, 15
McCollum, Clarence H., FB, 1907, 08
McConnell, E.M., Sub., 1900
McCord, Darris, T, 1952, 53, 54 (Capt.), Franklin
McCoy, Rico, LB, 2006, Washington D.C.
McCroskey, Clemmons, RB, 1989, 90, Shelbyville
McCroskey, Frank, G, 1952, 53, Sevierville
McCullough, Andy, WR, 1994, 95, 96, 97, Dayton, Ohio
McDaniel, Terry, DB, 1984, 85, 86, 87, Saginaw, Mich.
McDaniel, Tony, DT, 2003, 04, 05, Columbia, S.C.
McDaniel, Victor, DB, 1983, Griffin, Ga.
McDonald, Jim, DE, 1966, 67, 68, Knoxville
McDougal, Ed, QB, 1974 (Service), Coral Gables, Fla.
McEver, Gene, HB, 1928, 29, 31, Bristol, Va.
McFadden, Bud, G, 1955, Philadelphia, Pa.
McGee, Tim, WR, 1983, 84, 85 (Capt.), Cleveland, Ohio
McGeehan, Chick, E, 1968, Eddystone, Pa.
McGlothlin, Bill, LB, 1970, 71, 72, Portland
McGlothlin, Matt, DT, 2003, 05, 06, Richlands, Va.
McGuire, Kennard, WR, 1986, 87, Memphis
McGuire, R.L., RG, 1910, 11, 12, Norton, N.C.
McGruder, Lynn, DT, 2000, Las Vegas, Nev.
McKeen, E. Allyn, E, 1925, 26, 27, Memphis
McKely, Jerry, G, 1965, Camden
McKenzie, Raleigh, C, 1982, 83, 84, Knoxville

OUTLOOK

FOOTBALL STAFF

THE VOIS

OPPONENTS / REVIEW

HONORS

RECORDS

VOLMANIC

T**LETTERMEN**

McKenzie, Reggie, OLB 1981, 82, 83, 84, Knoxville
 McKinney, Roger, DB, 1970, Tampa, Fla.
 McLean, Evan A., C, 1912, 13, 14, 15 (Capt.), Knoxville
 McLeary, Don, TB, 1968, 69, 70, Jackson
 McMaken, Troy, WR, 1999 (Service), Antioch
 McMeans, Neal, DE, 1966, 67, 68, Gate City, Va.
 McMichael, Jeff, LB, 1981, 82, Knoxville
 McNamara, Jim, OG, 1966, Dayton, Ohio
 McNeil, Josh, C, 2006, Collins, Miss.
 McPherson, C.L., E, 1932, Knoxville
 McQuady, Claude, G, 1945, Louisville, Ky.
 McRae, Charles, OT, 1987, 88, 89, 90, Clinton
 McRee, Kenny, G, 1945, Milan
 McSpadden Malcolm, B, 1914
 McWilliams, John, T, 1954, Philadelphia, Pa.
 Meachem, Robert, WR, 2004, 05, 06, Tulsa, Okla.
 Meek, Bill, QB, 1940, 41, 42, Birmingham, Ala.
 Melas, Alex, 1966, MG, (Service), New York, N.Y.
 Melton, Gary, OT, 1966, 67, Maryville
 Meneses, Oscar B, 1944, Yeadon, Pa.
 Merritt, J.B. 1968, E, (Service), Greenville, S.C.
 Meseroll, Norman, RT, 1946, 47, 48, 49, New Brunswick, N.J.
 Messimer, Jesse, ILB, 1984, Graysville
 Meyer, Charles, QB, 1951, Cincinnati, Ohio
 Michels, John, G, 1950, 51, 52, Philadelphia, Pa.
 Middlebrooks, Nate, TE, 1986, 87, 88 (Capt.), Chattanooga
 Middleton, Albert, B, 1932, New Britain, Conn.
 Milam, Kevin, TB, 1970, Memphis
 Milchin, Jerry, C, 1961, 62, 63, Bluefield, W.Va.
 Miles, Adam, DS, 2002, 03, 04, 05, Hendersonville
 Miles, Willie, DB, 1998, 99, 00, 02, Ft. Worth, Texas
 Miley, Floyd, DB, 1988, 89, 90, 91, Fort Lauderdale, Fla.
 Miller, Anthony, WR, 1986, 87, Pasadena, Calif.
 Miller, Ben, C, 1944, 45, Chattanooga
 Miller, Bubba, C, 1992, 93, 94, 95 (Capt.), Franklin
 Miller, Darrin, ILB, 1984, 85, 86, 87, Flemington, N.J.
 Miller, Jim, RB, 1983, 84, 85, 86, Nashville
 Miller, Michael, WR, 1980, 81, 82, Flint, Mich.
 Mills, Joe, OG, 1973, 74, Greenville, S.C.
 Mills, Johnny, E, 1964, 65, 66, Elizabethton
 Milner, Orvis, BB/QB, 1946, 47, Knoxville
 Mims, Chris, DE, 1990, 91, Los Angeles, Calif.
 Miner, Jim, RE, 1947, 48, 49, Mentor, Ohio
 Mitchell, Charles T., BB, 1941, 42, 43, St. Albans, W.Va.
 Mitchell, Cleon, RB, 1993, Lauderdale Lakes, Fla.
 Mitchell, D.K., C, 1931, Knoxville
 Mitchell, Jason, LB, 2002, 03, 04, 05, Abbeville, La.
 Mitchell, Marvin, LB, 2002, 03, 05, 06 (Capt.), Norfolk, Va.
 Mitchell, Stan, FB, 1963, 64, 65, Sparta
 Mitchell, Steve, DE, 1971, 72, 73, Sparta
 Mitchell, Xavier, DE, 2004, 05, 06, Long Beach, Miss.
 Mixon, Manley, DE, 1968, 69, 70, Nashville
 Moeller, Gene, LB, 1951, 52, Davenport, Iowa
 Mohrman, Mike, DT, 1972, 73, 74, Boise, Idaho
 Molaskey, Ron, G, 1965, Sharon, Pa.
 Molck, Ricky, OT, 1971, 72, Memphis
 Molinski, Ed, G, 1938, 39, 40, Massillon, Ohio
 Mondelli, Jim, MM, 1967, 68, Nashville
 Mooers, Charles A., FB, 1891
 Moon, David, OT, 1984, Meridianville, Ala.
 Moore, Charles C. Jr., RG, 1891, 92 (Capt.)
 Moore, Dustin, TE, 1995, 96, Greenville

Moore, Eddie, LB, 1999, 00, 01, 02 (Capt.), South Pittsburg
 Moore, Gary, RB, 1977, 78, 79, Decatur
 Moore, Jeff, WR, 1975, 76, 77, 78, Memphis
 Moore, Mark, DT, 1988, 89, Charleston, W.Va.
 Moore, Owen Bud, HB, 1926
 Moore, Rashad, DT, 1999, 00, 01, 02, Huntsville, Ala.
 Moore, Terry, RB, 1972, 73, 74, 75, Clinton
 Moore, Vincent, WR, 1987, 89, 90, Memphis
 Moran, Charley B., HB, 1897
 Morel, Bobby, MG, 1964, 65, 66, College Grove
 Morgan, Anthony, WR, 1988, 89, 90, Cleveland, Ohio
 Morgan, Ed, RHB, 1950, 51, 52, Hendersonville, N.C.
 Morgan, Stanley, WB, 1973, 74, 75, 76, Easley, S.C.
 Morley, Demetrice, DB, 2005, 06, Miami, Fla.
 Morris, Horace, DE, 1991, 92, 93 (Capt.), Miami, Fla.
 Morris, B.Y., C, 1922, 23, Cedar Hill
 Morris, Randall, RB, 1980, 81, 82, 83, Long Beach, Calif.
 Morris, W.W., RT, 1915, 16
 Morrow, Russ, C, 1944, 45, St. Louis, Mo.
 Morton, Bobby, TB, 1962, 63, Murfreesboro
 Morton, Robert, DE, 1975, Richmond, Ky.
 Moses, Fred J., B, 1933, 34, 35, Knoxville
 Moss, Ray, C, 1956, 57, 58, Chattanooga
 Mogleston, Steve, LB, 2003, (Service), Knoxville
 Mulloy, Richard, E, 1939, 40, 41, Louisville, Ky.
 Munoz, Michael, OT, 2000, 02, 03 (Capt.), 04 (Capt.), Mason, Ohio
 Munro, Colin, T, 1951, 53, Aurora, Ill.
 Murdic, Jon, DB, 1972, 73, 74, Franklin
 Murphy, David, HB, 1966, 67, Columbia
 Murphy, John, TE, 1975, 76, 77, Jackson
 Murrell, W.J., RG, 1911
 Murrell, William, G, 1936
 Murriel, Martin, DB, 1977, 78, Knoxville
 Mutter, Mitch, C, 1967, Johnson City
 Myers, Andy, G, 1950, 51, 52, Knoxville
 Myers, James A. (Jim), G, 1941, 42, 46, Madison, W.Va.
 Myers, Jason, 1997, DS, (Service), Huntingdon
 Myers-White, Adam, LB, 2005, 06, Hamilton, Ohio
 Myslinski, Tom, OG, 1988, 89, 90, 91, Rome, N.Y.

N

Nails, Brett, WR, 1985 (Service), Bolivar
 Nash, Marcus, WR, 1994, 95, 96, 97, Tulsa, Okla.
 Naumoff, Paul, LB, 1964, 65, 66 (Capt.), Columbus, Ohio
 Neal, G.F., Sub., 1896
 Neal, Karlton, DE, 2001, 02, 03, 04, Chicago, Ill.
 Needham, Kenneth L. (Shorty), G, 1933, 34, 35, Knoxville
 Neff, Herbert Artie, HB, 1922, 23, 24, 25, South Pittsburg
 Nelson, Lance, LB, 1990, Wichata, Kans.
 Nelson, Ralph, OG, 1993, Kingsport
 Nelson, Tony, DB, 1986, 87, 88, Knoxville
 Nettles, Ray, LB, 1969, 70, 71, Jacksonville, Fla.
 Newman, Fred, FB, 1939, 40, Knoxville
 Newman, Philip, KS, PK, 2002, 03, (Service) Marietta, Ga.
 Newman, W.M., FB/LG, 1896, 99, 1900 (Capt.), Knoxville
 Newsome, Scott, DS, 2002, 03, 04, Jacksonville, Fla.
 Neyland, Bob Jr., RHB, 1952, 53, Knoxville
 Nichols, Jack, FB, 1960, 61, Loudon

Nicholson, Jacob H. (Jake), E, 1920, 21, Chattanooga
 Nickla, Ed, E, 1951, 52, Long Island, N.Y.
 Nicklin, Strang, HB, 1896 (Capt.) 97
 Noe, Richie, LB, 1992, Lake City
 Noel, Henry W., G, 1940, 41, Greenville
 Noel, Tori, DB, 1993, 95, 96, 97, Memphis
 Noonan, Jim, MG, 1976, 77, 78, 80 (Capt.), Dyersburg
 North, Lee, C, 1978, 79, 80, 81 (Capt.), Tucker, Ga.
 Nowling, William E., FB, 1940, 41, 42, St. Petersburg, Fla.

O

Ofenheusle, Will, OT, 1999, 00, 01, 02 (Capt.), Martin
 Oldham, Donnie, LB, 1977, Castalian Springs
 Oleksiak, Pat, TB, 1952, 54, Hempstead, N.Y.
 Olmstead, H.S., RT, 1899
 Olszewski, Jeff, QB, 1979, 80, 81, Parma, Ohio
 O'Neal, Art, C, 1963, Alexandria, Va.
 Orr, Bunny, FB, 1959, 60, 61, Bolivar
 Overbey, Beasley, HB, 1920
 Overholt, Bobby, IE, 1957, Knoxville
 Overstreet, Will, DE, 1998, 99, 00, 01 (Capt.), Jackson, Miss.
 Overton, Mike, C, 1973, 74, 75, 76, Commerce, Ga.
 Owens, O.J., DB, 2001, 03, New London, N.C.

P

Pafford, R.W., LG, 1904, 05, Mt. Juliet
 Page, David, DT, 1973, 74, 75, Franklin
 Paidousis, Mike, T, 1944, 45, 46, Steubenville, Ohio
 Palmer, Edwin C., B, 1933, 34, 35 (capt.), Shelbyville
 Panuska, Pete, RB, 1984, 85, 86, Brick, N.J.
 Parker, Anthony, OG, 2005, 06, Jonesboro, Ga.
 Parker, Eric, WR, 1998, 99, 00, 01, Shorewood, Ill.
 Parker, Jason, DB, 1992, 93, 94, 96, Garland, Texas
 Parker, S.Y., FB, 1903, 04, 05
 Parman, D.C., 1910, Franklin
 Parrish, Doug, DB, 1979, 80, 81, 82, Americus, Ga.
 Parrish, Jarod, DB, 2003, 04, 06, Summerville, Ga.
 Parsons, David, DB, 1974, 75, 76, Murfreesboro
 Partin, Maxwell R., WB, 1941, 45, 46, Jacksonville, Fla.
 Patterson, Bobby, TB, 1967, 69, Nashville
 Patterson, Don, RG, 1958, 59, 60, Ringgold, Ga.
 Patterson, Jack, FB, 1963, 64, 65, Nashville
 Patterson, Ryan, DT, 1990, 92, 93, Jenks, Okla.
 Paty, John M., TB, 1962, 63, 64, Knoxville
 Paty, John W., B, 1934, 35
 Payne, Harold (Herky), TB, 1949, 50, 51, Pensacola, Fla.
 Peace, Robert, LB, 2000, 01, 02, 03, Ruston, La.
 Pearce, Lanny, TB, 1968, Stone Mountain, Ga.
 Pearman, Bill, T, 1947, 49, 50, 51, Charlotte, N.C.
 Pedersen, Arnold, LG, 1962, 63, Bridgeport, Conn.
 Peebles, Antron, TE, 1996, 97, 98, Murfreesboro
 Peel, Ike, HB, 1939, 40, 41, Dyersburg
 Peery, Arnall, RHB, 1906, 07, 08, 09, Spring Hill
 Penland, J.D., RG, 1910

55 Mike Lucci, LB 1961 (SEC)
 Jesse Mahelona, DT, 2004 (AA, SEC)

56 Robert Shaw, C 1977, 78 (SEC)
 Chuck Smith, DE 1991 (SEC)

57 Steve Kiner, LB 1968, 69 (AA, SEC)
 Jamie Rotella, LB 1972 (AA, SEC)
 Ron McCartney, DE 1975 (SEC)

58 Ray Nettles, LB 1971 (SEC)
 Todd Kelly, DE 1992 (SEC)
 Darwin Walker, DT 1998, 99 (SEC)

59 Mark Hovanic, DT 1987 (SEC)
 Mike Stowell, G 1992 (SEC)

60 Bill Pearson, T 1951 (AA, SEC)
 Jim Noonan, MG 1980 (SEC)

61 Number retired in honor of WILLIS TUCKER

62 Number Retired in Honor of CLYDE FUSON

63 Bob Dobelstein, G 1944, 45 (SEC) 1944 (AA)

64 James Rike, C 1939 (SEC)
 Jack Reynolds, LB 1969 (AA, SEC)
 Bill Emendorfer, G 1972 (SEC)
 Scott Wells, C, 2003 (SEC)

65 Steve DeLong, MG 1963, 64 (AA, SEC)
 Charles Rosenfelder, G 1967, 68 (SEC) 1968 (AA)

66 Bill Johnson, G 1957 (AA, SEC)
 Jason Layman, T 1993, 95 (SEC)
 Ted Daffer, G 1950, 51 (AA, SEC)
 John Wagster, DT 1972 (SEC)
 Mickey Marvin, G 1974, 75, 76 (SEC)
 Bill Mayo, G 1983, 84 (SEC) 1984 (AA)
 Kevin Mays, G 1994 (SEC)
 Chad Clifton, T 1998 (SEC)

68 Bruce Wilkerson, T 1985, 86 (SEC)

69

70 Trey Teague, C 1997 (SEC)
 Fred Weary, OG 2001 (SEC)

71 Darris McCord, DT 1954 (AA)

72 George Cafego, TB 1938, 39 (AA, SEC)

73 Lee North, C 1980, 81 (SEC)
 Will Ofenheusle, OT 2002 (SEC)

74 Jeff Smith, G 1994, 95 (SEC)

75 John Boynton, T 1967 (SEC)

76 John Gordy, T 1956 (SEC)
 Harry Galbreath, G 1987 (AA, SEC)
 Arron Sears, T 2005, 06 (SEC) 2006 (AA)

77 Bob Foxx, HB 1939, 40 (SEC) 1940 (AA)
 Buster Stephens, RB 1944 (SEC)
 Michael Munoz, OT, 2004 (AA, SEC)

78 Tim Irwin, T 1980 (SEC)
 Antone Davis, T 1989, 90 (SEC) 1990 (AA)

79 Joe Schaffer, T 1959 (SEC)
 Frank Yanossy, DT 1969 (SEC)
 Eric Still, G 1988, 89 (SEC) 1989 (AA)

80

81

82 Ken DeLong, TE 1968, 69 (SEC)

83 Mark Adams, TE 1991 (SEC)

84 Norman Meseroli T, 1948 (SEC)
 Austin Denney, TE 1966 (AA, SEC)

85 Johnny Mills, WR 1966 (SEC)
 Reggie Harper, TE 1979 (SEC)

86 Andy Kozar, FB 1952 (SEC)
 Buddy Cruze, E 1956 (SEC, AA)
 Terry McDaniel, DB 1987 (SEC)



- 87** Darryl Hardy, LB 1991 (SEC)
88 Bobby Frazier, DE 1965 (SEC)
 Tim McGee, WR 1985 (AA, SEC)
89 Larry Seivers, WR 1975, 76 (AA, SEC)
90 Marion Hobby, DE 1989 (SEC)
 Will Overstreet, DE, 2000, 01 (SEC)
 Turk McBride, DT 2006 (SEC)
91 Number retired in honor of
DOUG ATKINS
 Doug Atkins, DT 1951, 52 (SEC) 1952 (AA)
 Jonathan Brown, DE 1997 (SEC)
92 Number retired in honor of
REGGIE WHITE
 Reggie White, DT 1983 (AA, SEC)
 Carlos Reveiz, PK 1985 (SEC)
93 Chris Mims, DE 1991 (SEC)
 Shaun Ellis, DE 1999 (SEC)
94
95
96
97
98 John Henderson, DT 2000, 01 (AA, SEC)
99

Peoples, Carlton, DB, 1979, 80, 81, 82, Memphis
 Peppers, Victor, DB, 1984, 85, 86, 87, Albany, N.Y.
 Perkins, Marion, FB, 1936, 37
 Perry, Robbin, OT, 1987, Brentwood
 Persinger, Tim, T, 1969, Johnson City
 Peterson, Trey, OG, 1993, 94, 95, New Smyrna Beach, Fla.
 Petrella, Bob, DB, 1963, 64, 65, Philadelphia, Pa.
 Petruzzini, Leo, QB, 1932, 33, Smithport, Pa.
 Pfeiffer, Scott, TE, 1993, 94, 95, St. Louis, Mo.
 Phillips, Ed, G, 1963, Tellico Plains
 Phillips, Frederick H., Sub., 1893
 Phillips, Greg, OG, 1975, 76, Huntsville, Ala.
 Phillips, Jimmie R., HB, 1920, 22, South Pittsburgh
 Phillips, Marvin, RE, 1958, 59, 60, Union City
 Phillips, Mose, RB, 1991, 92, 93, 94, Nashville
 Phillips, Vernon, RB, 1980, Fort Pierce, Fla.
 Pick, Jack M., C, 1934, 35
 Pickens, Carl, WR, 1989, 90, 91, Murphy, N.C.
 Pickens, Richard, FB, 1966, 67, 68, Knoxville
 Pickle, Joe, LB, 1983 (Service), Knoxville
 Pierce, Phil, QB, 1969, 70, 71, Athens
 Pierce, W.W., Sub., 1899
 Pike, Patrick (Buddy), E, 1944, 45, 46, North Fork, W.Va.
 Pillow, Ronnie, LB, 1994, 95, 96, Columbia
 Pinner, Sam, C, 1996, 97, Memphis
 Plemons, Josh, QB, 2000, Kingston
 Poe, Jon, LB, 2003, 04, 05, Covington
 Poe, Matt 1994, DB, (Service), Nashville
 Poles, Roland, RB, 1987, 88, 89, 90, Caledonia, N.Y.
 Poley, David, DE, 1973, 74, Memphis
 Polofsky, Gordon, FB, 1949, 50, 51, Crankston, R.I.
 Poole, Robert, OT, 1994, 95, 96, 97, Birmingham, Ala.
 Poole, Steve, LB, 1973, 74, 75, Ft. Oglethorpe, Ga.
 Pope, Jackie, TB, 1960, Oak Ridge
 Porter, James W., E, 1934, 36
 Porter, Steve, C, 1976, 77, 78, Murray, Ky.
 Potts, Tommy, RE, 1956, 57, 58, Wellston, Ohio
 Pounders, Louis E., E, 1932, 33, 34, Memphis
 Powe, Roc, RB, 1991, Mobile, Ala.
 Powell, Don, HB, 1923, Memphis

Powell, Jeff, RB, 1985, Nashville
 Powell, Jim, LE, 1942, 46, 47, 48 (Capt.), Miami, Fla.
 Powell, John, G, 1951, 52, 53, Mt. Pleasant
 Powers, Eddy, DB, 1975, 76, 77, Clarksville
 Powers, Rick, LB, 1976, 77, Homewood, Ala.
 Powers, William K., HB, 1919
 Pratt, Troy, DB, 1996, Lafayette, La.
 Price, Jason, QB/H, 1995, 96, Knoxville
 Price, Mike, WB, 1966, 67, 68 (Service), Knoxville
 Price, Peerless, WR, 1995, 96, 97, 98, Dayton, Ohio
 Price, Royal, G, 1942, 46, 47, Johnstown, Pa.
 Priest, Tim, DB, 1968, 69, 70 (Capt.), Huntingdon
 Priest, Tom, FB, 1953, 55, Miami, Fla.
 Prigmore, Quincy, RB, 1992, 93, 94, 95, Cleveland
 Pritchard, Ken, LE, 1962, 63, Charleston, Miss.
 Proctor, E.B., C, 1904, 05, 06 (Capt.)
 Proctor, J.B., TB, 1946, 47, 48, Nashville
 Pruett, Kenneth, FB, 1949, 50, Knoxville
 Prugh, Chuck, C, 2004, Maryville
 Pryor, Wesley, WR, 1983, 85, 86, DeSoto, Texas
 Puki, Craig, LB, 1975, 76, 78, 79 (capt.), Seattle, Wash.
 Pulliam, Robert, DT, 1972, 73, 74, Salisbury, N.C.

Q

Quillen, Ford, BB, 1958, Gate City, Va.

R

Rabenstein, Russ, DB, 1973, 74, 75, Atlanta, Ga.
 Rader, Charles, T, 1954, 55, 56, Greenville
 Ragsdale, T. M., RG, 1905, 06
 Rainey, Horace (Red), HB, 1913, 14
 Rakestraw, Wes, ILB, 1985, Cleveland
 Ransley, Allen C., C, 1936, 37, Gallatin
 Ramseur, Chris, LB, 1997, 98, Maiden, N.C.
 Ramsey, R.W., FB, 1909
 Ransom, Lester, DB, 2005 (Service) Oakland, Calif.
 Rapien, Mike, TE, 1988, 89, 90, Cincinnati, Ohio
 Ratliff, Billy, DT, 1996, 97, 98, 99 (Capt.), Magnolia, Miss.
 Ratliffe, Leslie, OT, 1992, 93, 94, Newport, Ark.
 Raulston, C.S., QB, 1909
 Rayburn, Virgil H., E, 1930, 31, 32, Dyersburg
 Reado, Jarvis, OT, 1995, 97, 98, Marrero, La.
 Reagan, Seth, H, 2000, 01, 02, Knoxville
 Rechichar, Bert, WB, 1949, 50, 51 (capt.), Belle Vernon, Pa.
 Redding, Jack, 1944, Pulaski
 Reed, C.H., LT, 1892
 Reed, Justin, TE, 2003, 04, 05, Punta Gorda, Fla.
 Reeder, Claude S., Sub., 1906
 Reeves, Von, TE, 1988, 89, 90, 91, Knoxville
 Regen, Dick 1944
 Register, Arch, T, 1921
 Reich, Phil, PK, 1987, Fort Lauderdale, Fla.
 Reid, Junior, RB, 1977, 78, 80, Humboldt
 Reineke, Charles W., QB, 1928, 29, 30, Wheeling, W.Va.
 Respert, Jason, C/OG, 2000, 02, 03, 04 (Capt.), Warner Robins, Ga.
 Reveiz, Carlos, PK, 1985, 86, Miami, Fla.
 Reveiz, Fuad, PK, 1981, 82, 83, 84, Miami, Fla.
 Reviere, Dee, LB, 1976, 77, 78, Greenville
 Revill, William, FB, 2002, 03, Albany, Ga.
 Reyes, Orlando, DT, 1986, Miami, Fla.
 Reynolds, Antonio, DE, 2004, 05, 06, Akron, Ohio
 Reynolds, Art, LB, 1971, 72, 73, Cincinnati, Ohio
 Reynolds, Jack, LB, 1967, 68, 69, Cincinnati, Ohio
 Reynolds, Mike, G, 1964, Athens
 Rhea, Charles McClung, LE, 1891
 Rice, Alvin, E, 1937
 Rice, Charles P., HB, 1925, 26
 Rice, E.B., LE, 1909, Knoxville
 Rice, J.C., RG, 1897
 Richards, Larry, RG, 1960, 61, 62, Oak Ridge
 Richards, Willie, LB, 1992, Griffin, Ga.
 Richardson, Jim, TE, 1973, 74, Jackson
 Richardson, W. A. T, 1903, 04
 Ridley, Reggie, OT, 2001 (Service), Nashville
 Riffer, Eric, LB, 1990, 91, Oklahoma City, Okla.
 Riggs, Gerald, TB, 2002, 03, 04, 05, Chattanooga
 Rike, Jim, C, 1938, 39, Somerville
 Riley, Spencer, OG, 1996, 97, 98, 99 (Capt.), New Market
 Ring, J.J., RT, 1906, 09, Franklin
 Ring, N.S. (Ned), LG, 1915, 16
 Ritchey, Jim, T, 1954, Rossville, Ga.
 Ritzmann, Constantin, DE, 1999, 00, 01, 03 (Capt.), Berlin, Germany
 Roach, Gary, QB, 1975, Raytown, Mo.
 Roberts, Louis T., C, 1928, 29, 30, Fulton, Ky.
 Robertson, Sam, LB, 1963, 64, 65, Chattanooga
 Robinson, Antonio, DE, 1993, Memphis
 Robinson, Charles, E, 1956, Etowah
 Robinson, Diron, C, 1995, 96, 97, 98, Oklahoma City, Okla.
 Robinson, Edwin G., LT, 1893
 Robinson, Fred, HB, 1923, 24, Evensville
 Robinson, Harvey L., QB, 1931, 32, Weaverville, N.C.
 Robinson, Ray, C, 1985, 86, 87, 88, Woodbury
 Robinson, Steve, OT, 1968, 69, 70, Franklin
 Robinson, Tom, G/C, 1923, 24, 25, Nashville
 Robinson, Tony, QB, 1983, 84, 85, Tallahassee, Fla.
 Robinson, Tyrone, OLB, 1985, 86, Bridgeport, Ala.
 Robison, Charles W., G, 1916, 19, 20, Franklin
 Rodgers, Kacy, DE, 1988, 89, 90, 91, Humboldt
 Roe, Joe, C, 1957, Franklin, Ky.
 Rogan, C.B., RG, 1896, 97
 Rogers, Austin, WR, 2005, Nashville
 Rogers, E.N., RE, 1908, 09
 Rollins, John, RB, 1987, 88, Knoxville
 Romine, Dave, G, 1940, Beckley, W.Va.
 Rose, Roy Eugene, E, 1933, 34, 35, Sharonville, Ohio
 Rosenfelder, Charles, OG, 1966, 67, 68, Humboldt
 Ross, G.W., Sub., 1897
 Rotella, Al, T, 1942, 46, 47, Patterson, N.J.
 Rotella, Jamie, LB, 1970, 71, 72 (Capt.), Verona, N.J.
 Rotroff, Roger, E, 1951, 52, 53, Glendale, Ohio
 Rowan, Billy Joe, WB, 1946, 47, Hunstville, Ala.
 Rowe, Gary, DB, 1974, 75, 76, Valdosta, Ga.
 Rowsey, Thomas, DB, 1975, 76, 77, Camden
 Rubin, W.P., Sub., 1911
 Rudder, Bill, FB, 1971, 72, 73, Winchester
 Rudder, David, QB, 1978, 79, Knoxville
 Rumsey, Tim, C, 1979, 80, 81, 82, Jamestown, N.C.
 Rushin, Don, BB, 1954, Fort Wayne, Ind.
 Russas, Al, RE, 1946, 47, 48, Providence, R.I.
 Russell, Don, G, 1919
 Ruth, Rodney, WR, 1992, Severn, Md.
 Ryan, Pat, QB, 1977, Oklahoma City, Okla.

S

Sabato, Al, QB, 1942, Cincinnati, Ohio
 Sadler, Ken, RB, 1958, 59, Livingston
 Saint Preux, Ovince, DE, 2002, 04, Immokalee, Fla.
 Sanders, Jesse, LB, 1992, 93, 94, 95, Sebring, Fla.
 Sanders, Randy, QB, 1985, 86, 87, 88, Morristown
 Sanders, William, T, 1937
 Sanderson, Dale, C, 1983, Hamilton, Ont., Canada
 Sanderson, Ken, WR, 1976, 77, 78, Knoxville
 Sandlin, Bobby, WB, 1956, 57, 58, Lake City, Fla.
 Sanford, Craig, PK, 1997 (Service), Hermitage
 Sartelle, John, TE, 1993, 94, 95, 96, Memphis
 Satterfield, Larry, OT, 1972, 73, 74, Maryville
 Saunders, W. Raymond, LT, 1929, 30, 31, Nashville
 Saxton, N.L., QB, 1907, 08
 Scandrett, David, OLB, 1982, 83, Kennesaw, Ga.
 Schaeffer, Brent, QB, 2004, Deerfield Beach, Fla.
 Schaffer, Joe, RT, 1957, 58, 59 (Capt.), Cincinnati, Ohio
 Schenk, C.G., LE, 1900, Knoxville
 Schleiden, Roy 1944
 Schneitman, Dale, P, 1978, 79 (Service), Knoxville
 Schoenle, Bill, OG, 1991, Williamsville, N.Y.
 Scholes, Charles, C, 1954, Paris
 Schultz, Don, LG, 1958, Cheswick, Pa.
 Schwanger Ted, FB, 1952, 53, Sandusky, Ohio
 Schwartzinger, Jimmy, WB, 1940, 41, Paterson, N.J.
 Scott, Benson, H, 1997, 98, 99, Knoxville
 Scott, Bob, G, 1953, 54, 55, Cleveland
 Scott, Bobby, QB, 1968, 69, 70, Rossville, Ga.
 Scott, Chris, OT, 2006, Riverdale, Ga.
 Scott, Leonard, WR, 1999, 00, 01, 02, Zachary, La.
 Scott, Robby, MG, 1983, 84, 85, 86, Decatur
 Sears, Arron, OT, 2003, 04, 05, 06 (Capt.), Russellville, Ala.
 Seivers, Larry, SE, 1974, 75, 76 (Capt.), Clinton
 Sekanovich, Dan, E, 1951, 52, 53, Hazelton, Pa.
 Sells, Jack, H, 1983, 84, Cookeville
 Session, Steve, DB, 1991, 92, Natchez, Miss.
 Sessions, Anthony, LB, 1999, 00, Bonaire, Ga.
 Severance, Charles, WB, 1959, 60, Knoxville
 Sewell, Tim, DB, 1995, 96, 97, 98, Columbia
 Sexton, Scott, WR, 1994 (Service), Knoxville
 Shafer, Bo, LT, 1956, 57, 58, Knoxville
 Shaffer, David, OT, 1971, 72, 73, Oak Ridge
 Shannon, H.I., C, 1908, 09, Tampa, Fla.
 Sharp, Brad, FB, 2003 (Service), Newcomb
 Sharp, Sam J., B, 1935
 Sharpe, W.P., LT, 1900
 Shaw, Robert, C, 1975, 76, 77, 78 (Capt.), Marietta, Ga.
 Shaw, William H., RHB, 1904, 05
 Shelby, A.G., HB, 1916
 Sherrill, J.W., RHB, 1948, 49, 50, Norfolk, Va.
 Sherrod, Horace (Bud), E, 1947, 48, 49, 50, Knoxville
 Shields, David, TB, 1961, Alderson, W.Va.
 Shields, Lebron, LT, 1958, 59, Lafayette, Ga.
 Shires, Marshall (Abe), T, 1938, 39, 40, Alderson, W.Va.
 Shires, Pat, LHB, 1950, 52, 53, Hinton, W.Va.
 Shofner, Austin C., T, 1936
 Shoulders, William, RT, 1915, 16
 Showalter, Nick, MM, 1966, 67, 68, Kingsport
 Shuford, George, KS, 1962, Chattanooga

OUTLOOK

FOOTBALL STAFF

THE VOIS

OPPONENTS / REVIEW

HONORS

RECORDS

VOLMANAC

T

LETTERMEN

Shuler, Benjie, WR, 1993, 95, 96, 97, Bryson City, N.C.
 Shuler, Heath, QB, 1991, 92, 93, Bryson City, N.C.
 Shull, E.E., E, 1930, 31, 32, Erwin
 Silberman, Dow 1934, 35
 Silcox, J.H., LG, 1902
 Silvan, Nilo, WR, 1992, 93, 94, Covington, La.
 Silvey, George, TB, 1968, 70, 71, Nashville
 Simerly A.E., C, 1902
 Simonetti, Leonard, T, 1940, 41, New Philadelphia, Ohio
 Simmonds, R.M., QB, 1915
 Simmons, Tony, DT, 1982, 83, 84, Oakland, Calif.
 Simon, Kevin, LB, 2002, 03, 05, Walnut Creek, Calif.
 Simons, Kevin, OT, 1985, 86, 87, 88, Miami, Fla.
 Simonton, Claud, DE, 1970, 71, 72, Covington
 Simpson, Hubert, RB, 1976, 78, 79, Athens
 Sims, Burt L., LE, 1892
 Sims, Tommy, DB, 1982, 83, 84, 85 (Capt.), Americus, Ga.
 Singer, Curt, OT, 1980, 81, 82, 83, Aliquippa, Pa.
 Sivert, Jim, QB/BB, 1949, Gate City, Va.
 Sizemore, Bernie, FB, 1949, 50, Princeton, W.Va.
 Slack, Tom, QB/BB, 1948, Knoxville
 Slater, Walter, TB, 1941, 42, 46 (Capt.), Providence, R.I.
 Sloan, Ira, T, 1920, 21, Madisonville
 Smalls, Terriea, DT, 2002, 03, Pineville, S.C.
 Smargiasso, Heath, DB, 1994, 95, New Washington, Pa.
 Smartt, Leon, LG, 1958, 59, 60, Hixson
 Smelcher, Jim, LT, 1955, 56, 57, Lake City
 Smith, Alfred E., LT, 1892
 Smith, Billy, RG, 1961, Cookeville
 Smith, Boyd M., B, 1932, Knoxville
 Smith, Bret, WR, 2003, 04, 05, 06, Warren, Ark.
 Smith, C.H., RG, 1899
 Smith, Carl E., FB, 1956, 57, 58, Washington Court House, Ohio
 Smith, Chavis, DT/OG, 2000, 01, 02, 03, Forest City, N.C.
 Smith, Chuck, DE, 1990, 91, Athens, Ga.
 Smith, Daryle, OT, 1984, 85, 86, Knoxville
 Smith, Geric, LB, 1995 (Service), Hermitage
 Smith, Gordon E., G, 1931, 32, 33, Paris
 Smith, H.W., LE, 1896, 97
 Smith, Jeff, TE, 1981, 82, 84, 85, Milan
 Smith, Jeff, OG, 1992, 93, 94, 95, Decatur
 Smith, Jerry, DB, 1964, 65, 66, Thomasville, N.C.
 Smith, Jimmie F., HB/QB, 1920, 21, 22, 23
 Smith, Kenny, DT, 1997, South Pittsburg
 Smith, Larry, OG, 1989, Milan
 Smith, Mike 1973, 75, DT, (Service), Marietta, Ga.
 Smith, Onterio, RB, 1999, Sacramento, Calif.
 Smith, Rob, OG, 2002, 04, 05 (Capt.), Fort Thomas, Ky.
 Smith, Roy (Looney), T, 1947, 48, 49, 50, Knoxville
 Smith, Thomas, G, 1938, 39, Bristol, Va.
 Smith, Tracy, DB, 1990, 91, 92, Jonesboro, Ga.
 Smith, Wayne, LB, 1968, 69, Nashville
 Smithers, Bob, WB, 1956, Silver Springs, Md.
 Sneed, Robert, QB, 1936, 37, 38
 Sneed, W. Bush, HB, 1923, Nashville
 Snipes, Herman 1931
 Snowden, Robert B., T, 1919
 Sollee, Neyle, FB, 1958, 59, Jacksonville, Fla.
 Sorrells, Frank G., RE, 1913, 14, 15, Fayetteville
 Spain, Wayne, DB, 1969, 70, Jackson
 Sparks, Scott, DB, 1987, 88, Maryville

Spence, J.W., RT, 1906
 Spence, Shirley E. 1891
 Spiva, Andy, LB, 1973, 74, 75, 76 (Capt.), Chamblee, Ga.
 Spivey, Brian, C, 1989, 90, 91, 92, Jefferson City
 Spivey, Jeremy, LB, 1992, Nashville
 Spooone, Bill, E, 1953, Morristown
 Spradlin, Denny, LB, 1977, 78, 79, 80, Maryville
 Stacey, Dan, DS, 2000, 01, Nashville
 Stafford, Tim, C, 1986, 87, Louisville
 Staley, Maurice, WR, 1994, 95, Charlotte, N.C.
 Stallworth, Donte', WR, 1999, 00, 01, Sacramento, Calif.
 Stallworth, Thomas, LB, 2001, Lithonia, Ga.
 Stanback, Haskel, TB, 1971, 72, 73, Kannapolis, N.C.
 Stancell, Harold, DB, 1964, 65, 66, Knoxville
 Stansell, Ken, DT, 1972, Chattanooga
 Stapleton, Clayton, G, 1941, 46, 47, Fleming, Ky.
 Starling, Marcus, WR, 1977, 78, Dalton, Ga.
 Steffy, Joe, G, 1944, Chattanooga
 Steiner, Max, G, 1938, 39, 40, Bluefield, W.Va.
 Stephens, Buster, B, 1944, 45, Knoxville
 Stephens, Don, WB, 1958, Oak Ridge
 Stephens, Travis, RB, 1997, 98, 00, 01, Clarksville
 Stephenson, Casey, B, 1944, 45, Mayfield, Ky.
 Stephenson, Dave, C, 1946, Charleston, W.Va.
 Stephenson, Guy, C, 1922, Centerville
 Stevenson, Dominique, LB, 1998, 99, 00, 01, Gaffney, S.C.
 Stewart, Antwan, DB, 2003, 05, 06, Dumfries, Va.
 Stewart, Bo, T, 1944, Chattanooga
 Stewart, Brannndon, QB, 1994, Stephenville, Texas
 Stewart, Clifton, OG, 1967, 68, Chesapeake, Va.
 Stewart, Howard L., G, 1931, 32, 33, Lebanon
 Stewart, James, RB, 1991, 92, 93, 94, Morristown
 Stewart, Lyonel, LB, 1975, 77, 78, Knoxville
 Still, Eric, OG, 1986, 87, 88, 89 (Capt.), Germantown
 Still, J. Ralph, T, 1930, 31, Cleveland
 Stokes, Charles, T, 1950, 51, Graceville, Fla.
 Stolarick, Robert, DS, 2000, Germantown
 Stone, Cory, DT, 1993, 94, Memphis
 Stottlemeyer, Dave, C, 1955, 56, 57, Sarasota, Fla.
 Stowell, Mike, OT, 1989, 90, 91, 92, Meridan, Idaho
 Stowers, Donnie, OG, 1977 (Service), Largo, Fla.
 Stratton, Mike, LE, 1959, 60, 61, Tellico Plains
 Streater, Jimmy, QB, 1977, 78, 79 (Capt.), Sylva, N.C.
 Streno, Glenn, C, 1981, 82, 83, Pittsburgh, Pa.
 Striegel, Roy B. (Pap), G, 1919, 20, 21, 22 (Capt.), Perryville
 Stroud, Jack, T, 1947, 48, 49, 50 (Capt.), Cleveland, Ohio
 Stuart, Mark, LT, 1910
 Stuart, Phil, OT, 1985, 86, 87, 88, Johnson City
 Studaway, Mark, DT, 1979, 80, 81, 83, Memphis
 Stupar, Francis, RE, 1949, Munhall, Pa.
 Suffridge, Robert (Bob), G, 1938, 39, 40, Knoxville
 Suggs, A.J., QB, 2000, Powder Springs, Ga.
 Suh, Eric, RB, 1997 (service), Chattanooga
 Sullenger, Owen, WR, 1996, Boca Raton, Fla.
 Sullivan, Jimmy, FB, 1962, 64, Signal Mountain
 Sullivan, Ned, LB, 1961, 62, 63, Franklin
 Summers, Shawn, DB, 1992, 93, 94, 95, Oak Ridge

Sumpter, Nate, RB, 1977, 79, Myrtle Beach, S.C.
 Surlas, J.J., DT, 1989, 90, 91, 92, Mt. Pleasant, Pa.
 Suttle, Chevette, DB, 1980, Lafayette, Ga.
 Sutton, Phil, OT, 1978, 79, Birmingham, Ala.
 Swafford, J.H., RT, 1908
 Swain, Jayson, WR, 2003, 04, 05, 06 (Capt.), Huntsville, Ala.
 Swanson, Eric, WR, 1984, 85, San Bernardino, Calif.
 Sweeney, Terry, WB, 1953, Lawrence, Mass.
 Symonds, Brad, DB, 1994 (service), South Windsor, Conn.
 Szawara, Al, FB, 1976, LaPorte, Ind.

T

Tade, Herbert, C, 1935
 Talbot, Joe, T, 1923, Nashville
 Talley, Ben, LB, 1991, 92, 93, 94 (Capt.), Griffin, Ga.
 Tanara, Al, E, 1962, 63, 64, Spring City, Pa.
 Tanner, Don, LG, 1949, Willoughby, Ohio
 Tanner, Larry, T, 1939, Miami, Fla.
 Tansil, Vernon G., E, 1934, 35
 Tardy, Drew, WR, 2006 (Service), Huntington, W. Va.
 Tarwater, A. B., RE, 1897, Inskip
 Taylor, Frank, DT, 2003 (Service), Union, N.J.
 Taylor, Leland, DT, 1993, 94, Louisville, Ky.
 Taylor, Lenny, WR, 1981, 82, 83, Miami, Fla.
 Taylor, Lucas, WR, 2005, 06, Carencro, La.
 Taylor, R.L., RG, (Bob) 1912, 13, 14, 15
 Taylor, W.H., RG, 1901
 Teague, Trey, C, 1994, 95, 96, 97, Jackson
 Tedford, Gene, WB, 1963, Charleston, Miss.
 Teel, Jerry, TE, 1991, Lenora, Kans.
 Templeton, Conrad C., G, 1929, 30, Fayetteville
 Templeton, Rick, P, 1995 (Service), LaVergne
 Terry, Corey, DE, 1996, 97, 98, Warrenton, N.C.
 Terry, Mike, DE, 1979, 81, 82, Atlanta, Ga.
 Terry, William L., LE, 1899 (capt.)
 Thayer, Harry J. (Hobo), G, 1928, 29, 30 (Capt.), Charleston, W.Va.
 Theiler, Gary, E, 1969, 70, 71, Louisville, Ky.
 Thomas, Alfred, G, 1937, 38, 39, Milwaukee, Wisc.
 Thomas, Bobby, E, 1971, Brownsville
 Thomas, Brent, DS, 2000 (Service), Louisville, Ky.
 Thomas, Dave, DB, 1990, Miami, Fla.
 Thomas, Houston, LB, 1987, 88, 89, Pikeville
 Thomas, Jimmy, DB, 1967, 68, 69, Lake Butler, Fla.
 Thomas, R.E. (Tommy), RHB, 1912, 13, 14, 15
 Thompson, Joe, WR, 1969, 70, 71, Savannah
 Thompson, Johnny, LB, 1970, 72, Niota
 Thompson, Raynoch, LB, 1997, 98, 99, New Orleans, La.
 Thompson, Tony, RB, 1988, 89, 90, (capt.) Lake Wales, Fla.
 Thompson, Van, QB, 1939, 40, Jackson
 Thornton, D.B., DT, 1903, 04, 05
 Thornton, Matthew, KS, 1989 (Service), Brownsville
 Tidwell, Blane, DT, 1976, Clarksville
 Tilson, Paul, LT, 1959, 61, 62, Maryville
 Tinsley, Derrick, RB/WR, 2001, 02, 03, 04, Marietta, Ga.
 Toles, Alvin, ILB, 1981, 82, 83, 84, Forsyth, Ga.
 Todd, Robert, TE, 1991, 92, Germantown
 Toeaina, Albert, OT, 2004, 05, Antioch, Calif.
 Tomlinson, Billy, TB, 1963, 64, 65, Nashville
 Tompkins, E.M., FB, 1910, 11
 Townes, Tim, DB, 1970, 71, 72, Knoxville
 Townsend, Ricky, PK, 1972, 73, 74, Dalton, Ga.
 Traa, Michael, DB, 1997, Sarasota, Fla.
 Tracy, Tom, FB, 1953, 54, Birmingham, Mich.
 Treece, Chris, DB, 1987, Murfreesboro

Tripp, Arthur M., RG, 1926, 27, 28
 Trott, Stan, WR, 1970, 71, 72, Montgomery, Ala.
 Trupovnieks, Jani, OT, 1980, 81, Hopedale, Ohio
 Truss, Shawn, DE, 1989, Middletown, Ohio
 Tucker, Glen, OT, 1976, 77, Douglas, Ga.
 Tucker, Homer, DB, 1988, Knoxville
 Tucker, Josh, OT, 1996, 97, 98, 99, Asheville, N.C.
 Tucker, Willis, C, 1940, Knoxville
 Tudor, D. Vincent, QB, 1927, 28, Plainview, Texas
 Tullis, Jeff, DT, 1989, 90, 91, 92, Cape Girardeau, Mo.
 Turnage, Gordon, DB, 1969, 71, 72, Thomasville, N.C.
 Turnbow, Jesse, DT, 1975, 77, Cincinnati, Ohio
 Turner, James, LB, 2004, 05, Augusta, Ark.
 Twiford, H.H., HB, 1916

U

Upton, Mark, OT, 1993, Soddy Daisy
 Upton, Todd, OG, 1983, 84, Alcoa
 Urbano, Bobby, RG, 1956, 57, 58 (Capt.), North Tonawanda, N.Y.
 Urbano, Roger, E, 1954, 55, 56, North Tonawanda, N.Y.
 Urubek, Steve, C, 1971, 72, 73, Chicago, Ill.
 Ussery, Bob, T, 1952, 53, Raleigh, N.C.

V

Valbuena, Gary, QB, 1972, 73, Fountain Valley, Calif.
 Vaughan, Charles W. (Pug), B, 1932, 33, 34, Knoxville
 Veazey, Burney, WR, 1998, 99, 00, Southaven, Miss.
 Veal, Demetris, DE, 2001, 02, Paramount, Calif.
 Venable, Sam A., G, 1932, Knoxville
 Verner, Randy, WR, 1974, 1975, Dallas, Texas
 Vest, Roger, C, 1951, 52, Detroit, Mich.
 Via, Mike, OLB, 1986 (service), Milan
 Vick, Warren, E, 1941, Sweetwater
 Vinson, Ian, DB/PK, 2006 (Service), Germantown
 Vinson, Todd, TB/P, 2006 (Service), Germantown
 Vituccio, Gary, DE, 1965, McKees Rocks, Pa.
 Vowell, J. Graham, LE, 1914, 15, 16 (Capt.) 21, Martin
 Vowell, Morris A., RT, 1913, 14, 15, 16, Martin
 Vowell, Richie, C, 1924, Martin
 Vugrin, James, RG, 1946, 47, 48, 49, Lansford, Pa.

W

Waddell, Ken, WB, 1959, 60, Nashville
 Wade, Jimmy, TB, 1951, 52, 53, 54, Lynchburg, Va.
 Wade, John, DE/TE, 1979, Nashville
 Wade, Jonathan, WR/DB, 2002, 04, 05, 06, Shreveport, La.
 Waff, Wayne, WB, 1962, Portsmouth, Va.
 Wagster, John, DT, 1970, 71, 72, Campbellsville, Ky.
 Walker, Darwin, DT, 1997, 98, 99 (Capt.), Walterboro, S.C.
 Walker, David, ILB, 1987, Knoxville
 Walker, Jackie, LB, 1969, 70, 71 (Capt.), Knoxville
 Walker, Jeff, OG, 1975, Oak Ridge
 Walker, Shon, LB, 1988, 89, 90, 91, College Park, Ga.



Wallace, Randy, QB, 1974, 75, 76, Jacksonville, Fla.
 Wallen, Joe, FB, 1936, 38, 39, Portland
 Walls, Alex, PK, 1999, 00, 01, 02, Bristol, Va.
 Walter, Hank, LB, 1972, 73, 74, Knoxville
 Walters, John M., LT, 1906, 07, 08, 09
 Wampler, Chris, DT, 1980, 81, 82, Lenoir City
 Wantland, Hal, WB, 1963, 64, 65 (Capt.), Columbia
 Ward, Ernie, DB, 1973, 74, 75, Memphis
 Wardlow, Antonio, DB, 2006, Winston-Salem, N.C.
 Warmath, Murray, E, 1932, 33, 34, Humboldt
 Warner, E.T., Sub., 1896
 Warren, Buist, QB, 1938, 39, 40, Miami, Fla.
 Warren, Dewey, QB, 1965, 66, 67, Savannah, Ga.
 Warren, James, OT, 1992, 93, Memphis
 Warren, John, PK, 1979, 80, 81, 82, Jesup, Ga.
 Warren, Phil, C, 1905
 Warren, Preston, DB, 1987, 88, 89, 90, Knoxville
 Washington, Anthony, LB, 1976, Pensacola, Fla.
 Washington, Kelley, WR, 2001, 02, Stephens City, Va.
 Watkins, Arthur B., LT, 1897
 Watkins, T.R., QB, 1903, 04
 Watson, Brent, OT, 1974, 75, 76, 77 (Capt.), Twin Falls, Idaho
 Watson, Curt, FB, 1969, 70, 71, Crossville
 Watts, Brad, OT, 1976, Englewood
 Watts, Jim, DB, 1972, 73, 74 (capt.), Jacksonville, Fla.
 Watts, Johnny, WB, 1977, 78, 79, Memphis
 Weary, Fred, OG, 1998, 99, 01, (Capt.) Montgomery, Ala.
 Weatherford, Derrick, DT, 1965, 66, 67, Darlington, S.C.
 Weatherford, Jim, HB, 1966, 67, 68, Dalton, Ga.
 Weaver, DeWitt T., G, 1934, 35, 36 (Capt.)
 Weaver, Herman, KS, 1967, 68, 69, Villa Rica, Ga.
 Weaver, Mark, PK, 2002 (service), Moorpark, Calif.
 Webb, Charlton, OG, 1975, 77, 78, Salem, Va.
 Webb, Chuck, RB, 1989, 90, Toledo, Ohio
 Webb, Danny, TB, 1958, Maryville
 Weber, Nick, HB, 1939, 40, Mansfield, Ohio
 Webster, Chris, OG, 1977, Cincinnati, Ohio
 Wegener, Albert B., HB, 1892, 93
 Weisenberg, Andrew, RE, 1908, 09, Philadelphia, Pa.
 Welch, FW, LE, 1915
 Welch, Tim, DE, 1983, 84, 85, Knoxville
 Wells, Scott, C, 2000, 01, 02, 03 (Capt.), Spring Hill
 Wemlinger, Gary, T, 1969, Morristown
 Wendelboe, Kevin, KS, 1991, Clemmons, N.C.
 Wert, Lee K., HB, 1907
 Wert, R.Y., Sub., 1900, 01
 Werts, Edwin S., HB, 1891, 92
 West, Hodges (Burr), T, 1938, 39, 40, Knoxville
 West, Ryan, DS, 2004, 05, 06, Brentwood
 West, Tommy, TE, 1973, 74, 75, Gainesville, Ga.
 Westmoreland, Eric, LB, 1996, 98, 99, 00 (Capt.), Jasper
 Wheaton, Lance, H/QB, 1992, 93, 94, Kingston
 Wheeler, Ronnie, DE, 1973, 74, 75, Mableton, Ga.
 Whitaker, James A., HB, 1929
 White, Brad, DT, 1978, 79, 80 (Capt.), Idaho Falls, Idaho
 White, Chris, DB, 1983, 84, 85 (Capt.), Cleveland
 White, Fred, DB, 1996, 97, 98, 99, Griffin, Ga.
 White, H. Benton, LE, 1907, 08
 White, Lynn T., RG, 1892, 93

White, Reggie, DT, 1980, 81, 82, 83 (Capt.), Chattanooga
 White, Steve, LB, 1975, Kingsport
 White, Steve, DE, 1992, 93, 94, 95, Memphis
 White, W.C., Sub., 1921
 Whitehead, Mike, MG, 1985, 86, 87, Americus, Ga.
 Whiteside, Keyon, LB, 1999, 00, 01, 02, Forest City, N.C.
 Whittle, Matt, RHB, 1905
 Widby, Ron, P, 1964, 65, 66, Knoxville
 Wildman, Charles, T, 1944, 45, 46, 47, Bridgeport, Conn.
 Wilhoit, James, PK, 2003, 04, 05, 06, Hendersonville
 Wilkerson, Bruce, OT, 1983, 84, 85, 86 (Capt.), Philadelphia
 Wilkinson, Rick, DB, 1981, 83, Knoxville
 Williams, Billy, WR, 1993, 94, Alcoa
 Williams, Bob, T, 1954, 55, Valdeese, N.C.
 Williams, Cliff, G, 1956
 Williams, Dick, DT, 1966, 67, 68 (Capt.), Greeneville
 Williams, Ja'Kouri, RB, 2005, 06, Plaquemine, La.
 Williams, Jay, OG, 1977, 78, 79, 80, Nashville
 Williams, Johnny, MG, 1981, 82, 83, Knoxville
 Williams, Keldrick, TB, 2002, Montgomery, Ala.
 Williams, Martin, DT, 1988, 89, Charleston, S.C.
 Williams, Robert, FB, 2005 (Service) White Bluff
 Williams, Russ, DB, 1974, 75, 76, 77, Cincinnati, Ohio
 Williams, Todd, C, 1994, Dallas, Texas
 Williams, Tom, RT, 1960, 61, 62, Canton, N.C.
 Williams, Tony, OT, 1984, 85, Kingsport
 Williams, Tyler, OT, 2004 (Service), Cosby
 Wilson, Al, LB, 1995, 96, 97, 98 (Capt.), Jackson
 Wilson, Cedrick, WR, 1997, 98, 99, 00 (Capt.), Memphis

Wilson, Charles, RB, 1984, 85, 86, 87, Prichard, Ala.
 Wilson, Ellix, LB, 2006, Memphis
 Wilson, Gibril, DB, 2002, 03, San Jose, Calif.
 Wilson, Darryal, WR, 1981, 82, Bristol, Va.
 Wilson, Dwight, OG, 1980, Thomasville, Ga.
 Wilson, Eddie, LB, 1971, 72, 73, Marietta, Ga.
 Wilson, Ellix, LB, 2004, Memphis
 Wilson, James, DE, 1989, 91, 92, 93 (Capt.), Hampton, Va.
 Wilson, Nick, LB, 2003, 05, Knoxville
 Wilson, Rollin, HB, 1922, 24, Memphis
 Wilson, Will, TE, 2002 (Service), Columbia
 Winstead, Jid, LE, 1956, Rogersville
 Witherington, Sid, RB, 1973, Mumford
 Witherspoon, Carl, LB, 1971, 72, Knoxville
 Witt, Roy E., HB, 1926, 27, 28 (Capt.)
 Witten, Jason, TE, 2000, 01, 02, Elizabethton
 Wold, Steve, FB, 1968, 69, 70, Port Orange, Fla.
 Wolfe, Dennis, OLB, 1976, 77, 78 (Capt.), Gate City, Va.
 Wolfe, Lloyd S., RE, 1914, 15, 16
 Wood, Carroll, E, 1945, St. Louis, Mo.
 Wood, James R., LG, 1891
 Wood, Lee, WR, 1989, 90, Richmond, Va.
 Wood, Walter (Babe), QB, 1936, 37, 38, McMinnville
 Woodruff, George R. (Bob), T, 1936, 37, 38, Athens, Ga.
 Woods, Casey, WR/H, 2005, 06, Starkville, Miss.
 Woods, Gerald, OG, 1963, 64, 65, Milan
 Woods, Thomas, WR, 1986, 87, 88, 89 (Capt.), Gallatin
 Woody, James, LB, 1968, 69, 70, Columbia
 Woolfer, Jim, DT, 1974, 75, 76, New Cumberland, W.Va.
 Word, Brian, LB, 2002, Cleveland
 Word, Roscoe, LT, 1902, 03, 04 (Capt.) 05 (Capt.) 07 (Capt.)
 Wortham, C.L., Sub., 1900

Wright, Gary, PK, 1966, 67, Heflin, Ala.
 Wright, George, TB, 1957, 58, Sonora, Texas
 Wrightman, A.L., Sub., 1901
 Wyatt, Bowden, E, 1936, 37, 38 (Capt.), Kingston
 Wyche, Bubba, QB, 1967, 68, Atlanta, Ga.
 Wynn, Herman D. (Breezy), B, 1931, 32, 33, Dublin, Ga.
 Wyrick, Charles, WB, 1960, 61, Harriman

Y

Yancey, David, RB, 2004, 05, 06, Norfolk, Va.
 Yanosky, Frank, DT, 1967, 68, 69, Bradenville, Pa.
 Yarbrough, John, WR, 1973, 74, 75, Salisbury, N.C.
 Yatkowski, Paul, DT, 1992, 93, Winnipeg, Man., Canada
 Young, Bill, DB, 1966, 68, 69 (Capt.), Knoxville
 Young, Carroll, WB, 1956, 57, Dallas, Texas
 Young, Ed. B., HB, 1925, 26
 Young, Eddie, E, 1955, Miami, Fla.
 Young, Eric, OT, 2005, 06, Union, S.C.
 Young, J.R., LHB, 1910
 Young, Jimmy, E, 1970, 71, 72, Franklin, Ky.
 Young, Sean, OT, 2000, 01, 02, 03, Cohutta, Ga.

Z

Zander, Carl, ILB, 1981, 82, 83, 84 (Capt.), Mendham, N.J.
 Zecchino, Nick, C, 1986, 87, 88, Cedar Grove, N.J.
 Ziegler, Kelly, ILB, 1984, 85, 86, 87 (Capt.), Miami, Fla.
 Zontini, Lawrence, WB, 1942, Charleston, W.Va.
 Zurcher, Kevin, WR, 1989, Knoxville
 Zvolerin, Bob, LT, 1963, Windber, Pa.

OUTLOOK

FOOTBALL STAFF



THE VOLS

OPPONENTS / REVIEW

HONORS

RECORDS

VOLMANAC



With the 2006 induction of Reggie White (left) to the Pro Football Hall of Fame, he joined Doug Atkins (right) as the only two Vols to be honored in both the Pro and College Football Halls of Fame.

T STARTING LINEUPS

Players listed were the starters in the majority of the games for that season.
Italics indicates original starter injured during season.

1933

LE - Alton Mark
 LT - Milton Frank
 LG - J.B. Ellis
 C - Talmadge Maples
 RG - Gordon Smith
 RT - Howard Bailey
 RE - Murray Warmath
 BB - Deke Brackett
 WB - Leo Petrucci
 TB - Beattie Feathers
 FB - *Breezy Wynn/Malcom Anderson*

1934

LE - Louis Pounders
 LT - Alfred Austelle
 LG - Ralph Hatley
 C - Jim Claxton
 RG - Murray Warmath
 RT - Howard Bailey
 RE - Gene Rose
 BB - Henry Krouse
 WB - Edwin Palmer
 TB - Charles Vaughan
 FB - George Craig

1935

LE - Sonny Humphries
 LT - Edwin Crawford
 LG - Dewitt Weaver
 C - Herbie Tade
 RG - Joe Dougherty
 RT - Frank Crawford
 RE - Gene Rose
 BB - Fred Moses
 WB - Edwin Palmer
 TB - Phil Dickens
 FB - William Lippe

1936

LE - James Porter
 LT - Frank Crawford
 LG - Dewitt Weaver
 C - Joe Little
 RG - Joe Black Hayes
 RT - Robert Fulton
 RE - Ralph Eldred
 BB - William McCarren
 WB - Melvin Herring
 TB - Phil Dickens
 FB - Marion Perkins

1937

LE - Bowden Wyatt
 LT - Bob Woodruff
 LG - Willie Lefler
 C - Joe Little
 RG - Joe Black Hayes
 RT - Frank Crawford
 RE - Ralph Eldred
 BB - William McCarren
 WB - Edwin Duncan
 TB - Walter Wood
 FB - Marion Perkins

1938

LE - George Hunter
 LT - Abe Shires
 LG - Ed Molinski
 C - Jim Rike
 RG - Bob Suffridge
 RT - Boyd Clay
 RE - Bowden Wyatt
 BB - Sam Bartholomew
 WB - Bob Foxx
 TB - George Cafego
 FB - Leonard Coffman

1939

LE - Jimmy Coleman
 LT - Abe Shires
 LG - Ed Molinski
 C - Jim Rike
 RG - Bob Suffridge
 RT - Boyd Clay
 RE - Ed Cifers
 BB - Sam Bartholomew
 WB - Bob Foxx
 TB - George Cafego
 FB - Leonard Coffman

1940

LE - Jimmy Coleman
 LT - Marshall Shires
 LG - Ed Molinski
 C - Norbert Ackermann
 RG - Bob Suffridge
 RT - Burr West
 RE - Ed Cifers
 BB - Ike Peel
 WB - Bob Foxx
 TB - Van Thompson
 FB - Bill Nowling

1941

LE - Mike Balitsaris
 LT - Leonard Simonetti
 LG - Rudy Klarer
 C - Ray Graves
 RG - Henry Noel
 RT - Don Edmiston
 RE - Al Hust
 BB - Ike Peel
 WB - Jimmy Schwartzinger
 TB - Johnny Butler
 FB - Bill Nowling

1942

LE - Al Hust
 LT - Denver Crawford
 LG - Jimmy Myers
 C - Jody Fisher
 RG - Royal Price
 RT - Dick Huffman
 RE - O.C. Loyd
 BB - Charles Mitchell
 WB - James Gaffney
 TB - Robert Cifers
 FB - Bill Nowling

1943

NO TEAM-WORLD WAR II

1944

LE - Roy Cross
 LT - Russ Dobelstein
 LG - E.J. Asbury
 C - Russ Morrow
 RG - Bob Dobelstein
 RT - Bo Stewart
 RE - Patrick (Buddy) Pike
 BB - Billy Bevis
 WB - Casey Stephenson
 TB - Buster Stephens
 FB - Mark Major

1945

LE - Charles Wildman
 LT - Russ Dobelstein
 LG - Claude McQuady
 C - Ben Miller
 RG - Bob Dobelstein
 RT - Mike Paidousis
 RE - Patrick (Buddy) Pike
 BB - Billy Bevis
 WB - Casey Stephenson
 TB - Buster Stephens
 FB - John Manning

1946

LE - Franklin Hubbell
 LT - Dick Huffman
 LG - Royal Price
 C - Dave Stephenson
 RG - Ray Drost
 RT - Denver Crawford
 RE - Dick Jordan
 BB - Charley Mitchell
 WB - Bill Hillman
 TB - Walter Slater
 FB - Mark Major

1947

LE - Chan Caldwell
 LT - Charles Wildman
 LG - Clayton Stapleton
 C - Ralph Huneycutt
 RG - Ray Drost
 RT - Denver Crawford
 RE - Ben Huddleston
 BB - Orvis Milner
 WB - Bob Lund
 TB - Hal Littleford
 FB - George Balitsaris

1948

LE - Jim Powell
 LT - Jack Stroud
 LG - Ray John Elkas
 C - Ralph Huneycutt
 RG - Charles Baker
 RT - Norman Messeroll
 RE - Al Russas
 BB - Jack Armstrong
 WB - Bob Lund
 TB - Hal Littleford
 FB - Ralph Chancey

1949

Offense
 LE - Charles Cummins
 LT - Bill Pearman
 LG - Ray Elkas
 C - Bob Davis
 RG - Chaddy Baker
 RT - Ken Donahue
 RE - Jim Miner
 BB - Jimmy Hahn
 WB - Bert Rechichar
 TB - Hal Littleford
 FB - Bernie Sizemore

Defense

LE - Bud Sherrod
 LT - Norman Messeroll
 LG - Ted Daffer
 RG - Jim Vugrin
 RT - Jack Stroud
 RE - Allen Fielden
 LB - Gordon Polofsky
 LB - Bill Jasper
 HB - Jimmy Hill
 HB - Bud Sherrill
 S - W.C. Cooper

1950

Offense
 LE - John Gruble
 LT - Jack Stroud
 LG - Earl Campbell
 C - Bob Davis
 RG - John Michels
 RT - Jim Haslam
 RE - Vince Kaseta
 BB - Jimmy Hahn
 WB - Bert Rechichar
 TB - Hank Lauricella
 FB - *Dick Ermsberger/Andy Kozar*

Defense

E - Bud Sherrod
 T - Roy Smith
 G - Ted Daffer
 G - Francis Holohan
 T - Bill Pearman
 E - Doug Atkins
 LB - Gordon Polofsky
 LB - Bill Jasper
 HB - Jimmy Hill
 HB - J.W. Sherrill
 S - Bert Rechichar

1951

Offense
 LE - John Davis
 LT - Charley Stokes
 LG - Vernon Lyons
 C - Bob Davis
 RG - John Michels
 RT - Jim Haslam
 RE - Vince Kaseta
 BB - Jimmy Hahn
 WB - Bert Rechichar
 TB - Hank Lauricella
 FB - *Andy Kozar/Dick Ermsberger*

Defense

LE - Mack Franklin
 LT - Bob Fisher
 LG - Ted Daffer
 RG - Francis Holohan
 RT - Bill Pearman
 RE - Doug Atkins
 LB - Bill Jasper
 LB - Gordon Polofsky
 HB - Ray Martin
 HB - Joe Maiure
 S - Bert Rechichar

1952

Offense
 LE - John Davis
 LT - Gary Herrmann
 LG - Earl Campbell
 C - Roger Vest
 RG - John Michels
 RT - Jim Haslam
 RE - Vic Kolenik
 BB - Harold Hubbard
 WB - Ed Morgan
 TB - Pat Shires
 FB - Andy Kozar

Defense

LE - Mack Franklin
 LT - Bob Fisher
 LG - Francis Holohan
 RG - Andy Meyers
 RT - Doug Atkins
 RE - Roger Rotroff
 LB - Bill Barbish
 LB - Gene Moeller
 HB - Jerry Hyde
 HB - Joe Maiure
 S - Bobby Brengle

1953

LE - Mack Franklin
 LT - Bob Fisher
 LG - John Powell
 C - Lamar Leachman
 RG - Bob Scott
 RT - Darris McCord
 RE - Roger Rotroff
 BB - Bill Barbish
 WB - Jerry Hyde
 TB - Jim Wade
 FB - Ted Schwanger

1954

LE - Roger Urbano
 LT - Jerry DeLuca
 LG - Charles Coffey
 C - Charles Scholes
 RG - Frank McCroskey
 RT - Darris McCord
 RE - Edd Cantrell
 BB - Jim Beutel
 WB - Terry Sweeney
 TB - Johnny Majors
 FB - Tom Tracy

1955

LE - Buddy Cruze
 LT - Charles Rader
 LG - Bruce Burnham
 C - Dave Stottlemeyer
 RG - Charles Coffey
 RT - John Gordy
 RE - Roger Urbano
 BB - Jim Beutel
 WB - Bob Hibbard
 TB - Johnny Majors
 FB - Tommy Bronson

1956

LE - Buddy Cruze
 LT - Charles Rader
 LG - Bruce Burnham
 C - Bubba Howe
 RG - Bill Johnson
 RT - John Gordy
 RE - Roger Urbano
 BB - Stockton Adkins
 WB - Bill Anderson
 TB - Johnny Majors
 FB - Tommy Bronson
 KS - Sammy Burklow

1957

LE - Landon Darty
 LT - Jim Smeicher
 LG - Lon Herzbrun
 C - Dave Stottlemeyer
 RG - Bill Johnson
 RT - Frank Kolinsky
 RE - Murray Armstrong
 BB - Stockton Adkins
 WB - Bill Anderson
 TB - Bobby Gordon
 FB - Tommy Bronson
 KS - Sammy Burklow

1958

LE - Mike LaSorsa
 LT - Bo Shafer
 LG - Joe Lukowski
 C - Ray Moss
 RG - Bobby Urbano
 LG - Joe Schaffer
 RE - Tommy Potts
 BB - Jim Cartwright
 WB - Bobby Sandlin
 TB - Bill Majors
 FB - Carl Smith
 KS - Sammy Burklow

1959

LE - Mike LaSorsa
 LT - Lebron Shields
 LG - Joe Lukowski
 C - Ray Moss
 RG - Wayne Grubb
 RT - Joe Schaffer
 RE - Cotton Letner
 HB - Jim Cartwright
 WB - Ken Waddell
 TB - Bill Majors
 FB - Bunny Orr
 KS - Cotton Letner

1960

LE - Mike LaSorsa
 LT - Don Cissell
 LG - Paul Inglett
 C - Mike Lucci
 RG - Wayne Grubb
 RT - Ken Frost
 RE - Cotton Letner
 BB - Jim Cartwright
 WB - Ken Waddell
 TB - Glenn Glass
 FB - J. W. Carter
 KS - Cotton Letner

1961

LE - Mike Stratton
 LT - Kenny Brown
 LG - Ned Sullivan
 C - Mike Lucci
 RG - Larry Richards
 RT - Paul Tilson
 RE - Pat Augustine
 BB - Wayne Coleman
 WB - Hubert McClain
 TB - Mallon Faircloth
 FB - *J.W. Carter/Bunny Orr*
 KS - Gary Cannon

1962

LE - John Bill Hudson
 LT - Kenny Brown
 LG - Larry Richards
 C - L.T. Helton
 RG - Bob Dalton
 RT - Tom Williams
 RE - Pat Augustine
 BB - Wayne Coleman
 WB - Wayne Waff
 TB - Mallon Faircloth
 FB - George Canale
 KS - George Shufford

1963

LE - Al Tanara
 LT - Bob Zvolerin
 LG - Ned Sullivan
 C - Bert Ackermann
 RG - Steve DeLong
 RT - Dick Evey
 RE - Buddy Fisher
 BB - Ken Honea
 WB - John Paty
 TB - Mallon Faircloth
 FB - Stan Mitchell
 P - Jackie Cotton
 KS - Fred Martin

**1964****Offense**

TE - Whit Canale
 LT - Gerald Woods
 LG - Terry Bird
 C - Norbert Ackermann
 RG - Robbie Franklin
 RT - Bill Cameron
 SE - Paul Naumoff
 QB - Art Galiffa
 WB - Stan Mitchell
 TB - Hal Wantland
 FB - Jack Patterson
 KS - Fred Martin

Defense

LE - Glenn Gray
 LT - Joe Graham
 MG - Steve DeLong
 RT - Carl Ellis
 RE - Bobby Frazier
 MM - Doug Archibald
 LB - Frank Emanuel
 LB - Tom Fisher
 CB - Harold Stancell
 CB - Jerry Smith
 FS - Bob Petrella
 P - Ron Widby

1965**Offense**

TE - Austin Denney
 LT - John Boynton
 LG - Gerald Woods
 C - Bob Johnson
 RG - Bobby Gratz
 RT - Jim Lowe
 SE - Johnny Mills
 WB - Hal Wantland
 QB - Charles Fulton
 TB - Walter Chadwick
 FB - Stan Mitchell
 PK - David Leake

Defense

LE - Paul Naumoff
 LT - Mack Gentry
 MG - Robbie Franklin
 RT - Bill Cameron
 RE - Bobby Frazier
 LB - Tom Fisher
 LB - Frank Emanuel
 CB - Harold Stancell
 CB - Jerry Smith
 MM - Doug Archibald
 FS - Bob Petrella
 P - Ron Widby

1966**Offense**

TE - Austin Denney
 LT - John Boynton
 LG - Charles Rosenfelder
 C - Bob Johnson
 RG - Elliott Gammage
 RT - Terry Bird
 SE - Johnny Mills
 WB - Richmond Flowers
 QB - Dewey Warren
 TB - Charlie Fulton
 FB - Richard Pickens
 KS - Gary Wright

Defense

LE - Neal McMeans
 LT - Dick Williams
 MG - Bobby Morel
 RT - Derrick Weatherford
 RE - Nick Showalter
 LB - Doug Archibald
 LB - Paul Naumoff
 CB - Harold Stancell
 CB - Jerry Smith
 MM - Jimmy Glover
 FS - Bill Young
 P - Ron Widby

1967**Offense**

TE - Ken DeLong
 LT - Elliott Gammage
 LG - Joe Graham
 C - Bob Johnson
 RG - Charles Rosenfelder
 RT - John Boynton
 SE - Gary Kreis
 WB - Richmond Flowers
 QB - Dewey Warren
 TB - Walter Chadwick
 FB - Richard Pickens
 PK - Karl Kremser

Defense

LE - Neal McMeans
 LT - Dick Williams
 MG - Rick Marino
 RT - Derrick Weatherford
 RE - Jim McDonald
 LB - Steve Kiner
 LB - Jack Reynolds
 HB - Jim Weatherford
 HB - Albert Dorsey
 MM - Jimmy Glover
 FS - Mike Jones
 P - Herman Weaver

1968**Offense**

TE - Ken DeLong
 LT - Mike Gooch
 LG - Don Denbo
 C - Chip Kell
 RG - Charles Rosenfelder
 RT - Jerry Holloway
 SE - Gary Kreis
 WB - Bill Baker
 QB - Bubba Wyche
 TB - Richmond Flowers
 FB - Richard Pickens
 PK - Karl Kremser

Defense

LE - Neal McMeans
 LT - Dick Williams
 RT - Frank Yanosky
 RE - Jim McDonald
 LB - Steve Kiner
 LB - Jack Reynolds
 MG - Jimmy Hahn
 CB - Jimmy Weatherford
 CB - Mike Jones
 MM - Nick Showalter
 FS - Bill Young
 P - Herman Weaver

1969**Offense**

TE - Ken DeLong
 LT - Steve Robinson
 LG - Don Denbo
 C - Mike Bevans
 RG - Chip Kell
 RT - Joe Balthrop
 SE - Gary Kreis
 WB - Lester McClain
 QB - Bobby Scott
 TB - Don McLeary
 FB - Curt Watson
 PK - George Hunt

Defense

LE - Vic Dingus
 LT - Frank Yanosky
 RT - Steve Carroll
 RE - James Woody
 LB - Steve Kiner
 LB - Jack Reynolds
 LB - Jackie Walker
 CB - Benny Dalton
 CB - Mike Jones
 SS - Tim Priest
 FS - Bill Young
 P - Herman Weaver

1970**Offense**

TE - Gary Theiler
 LT - Steve Robinson
 LG - Don Denbo
 C - Mike Bevans
 RG - Chip Kell
 RT - Joe Balthrop
 SE - Joe Thompson
 WB - Lester McClain
 QB - Bobby Scott
 TB - Don McLeary
 FB - Curt Watson
 PK - George Hunt

Defense

LE - Manley Mixon
 LT - Bill Emendorfer
 RT - John Wagster
 RE - Ronnie Drummonds
 LB - Ray Nettles
 LB - James Woody/Jamie Rotella
 LB - Jackie Walker
 CB - Conrad Graham
 CB - David Allen
 SS - Tim Priest
 FS - Bobby Majors
 P - Bobby Majors

1971**Offense**

TE - Gary Theiler
 LT - Gaylon Hill
 LG - Phillip Fulmer
 C - Tom Johnson
 RG - Bill Emendorfer
 RT - Joe Balthrop
 SE - Joe Thompson
 WB - Stan Trot
 QB - Jim Maxwell
 TB - Bill Rudder
 FB - Curt Watson
 PK - George Hunt

Defense

LE - Ken Lambert
 LT - Frank Howell
 RT - John Wagster
 RE - Carl Johnson
 LB - Ray Nettles
 LB - Jamie Rotella
 LB - Jackie Walker
 CB - Conrad Graham
 CB - David Allen
 SS - Eddie Brown
 FS - Bobby Majors
 P - Bobby Majors

1972**Offense**

TE - Sonny Leach
 LT - Gene Killian
 LG - Gaylon Hill
 C - Tom Johnson
 RG - Bill Emendorfer
 RT - David Shaffer
 SE - Emmon Love
 QB - Condredge Holloway
 WB - Jimmy Young
 TB - Haskel Stanback
 FB - Steve Chancey
 PK - Ricky Townsend

Defense

LE - Ken Lambert
 LT - Robert Pulliam
 RT - John Wagster
 RE - Carl Johnson
 LB - Art Reynolds
 LB - Eddie Wilson
 LB - Jamie Rotella
 CB - Conrad Graham
 CB - David Allen
 SS - Tim Townes
 FS - Eddie Brown
 P - Neil Clabo

1973**Offense**

TE - Tommy West
 LT - Steve Cone
 LG - Gene Killian
 C - Steve Urubek
 RG - Mickey Marvin
 RT - Larry Satterfield
 SE - Emmon Love
 QB - Condredge Holloway
 TB - Haskel Stanback
 FB - Bill Rudder
 WB - Chip Howard
 PK - Ricky Townsend

Defense

LE - Sammy Hair
 LT - Robert Pulliam
 RT - Mike Smith
 RE - David Campbell
 LB - Eddie Wilson
 LB - Art Reynolds
 LB - Hank Walter
 CB - Nick Carmichael
 CB - Russ Rabenstein
 SS - Eddie Brown
 FS - Jim Watts
 P - Neil Clabo

1974**Offense**

TE - Tommy West
 LT - Phil Clabo/David Brady
 LG - Steve Cone
 C - Paul Johnson
 RG - Mickey Marvin
 RT - Larry Satterfield
 SE - Larry Seivers
 QB - Condredge Holloway
 TB - Stanley Morgan
 FB - Paul Careathers
 WB - Tim Fitchpatrick
 PK - Ricky Townsend

Defense

LE - Ron McCartney
 LT - Robert Pulliam
 RT - David Page
 RE - David Poley
 LB - Hank Walter
 LB - Steve Poole
 LB - Andy Spiva
 CB - Jim Watts
 CB - Jon Murdie
 SS - Ernie Ward
 FS - Mike Mauck
 P - Neil Clabo

1975**Offense**

TE - Tommy West
 LT - Brent Watson
 LG - Joe Gallagher
 C - Paul Johnson
 RG - Mickey Marvin
 RT - David Brady
 SE - Larry Seivers
 QB - Randy Wallace
 WB - John Yarbrough
 TB - Stanley Morgan
 FB - Mike Gayles
 PK - Jim Gaylor

Defense

LE - Ron McCartney
 LT - Jim Woofter
 RT - David Page
 RE - Kevin Davis
 LB - Steve Poole
 LB - Russ Williams
 LB - Andy Spiva
 CB - David Parsons
 CB - Russ Rabenstein
 SS - Ernie Ward
 FS - Mike Mauck
 P - Craig Colquitt

1976**Offense**

TE - John Murphy
 LT - Brent Watson
 LG - Joe Gallagher
 C - Robert Shaw
 RG - Mickey Marvin
 RT - David Brady
 SE - Larry Seivers
 QB - Randy Wallace
 WB - Stanley Morgan
 TB - Mike Gayles
 FB - Bobby Emmons
 PK - Jim Gaylor

Defense

LE - Charles Anderson
 LT - Jim Woofter
 RT - Danny Jenkins
 RE - Kevin Davis
 LB - Craig Puki
 LB - Andy Spiva
 LB - Greg Jones
 CB - Thomas Rowsey
 CB - David Parsons
 SS - Russ Williams
 FS - Roland James
 P - Craig Colquitt

1977**Offense**

TE - Reggie Harper
 LT - Ralph Bullard
 LG - Charlton Webb
 C - Robert Shaw
 RG - Jay Williams
 RT - Brent Watson
 SE - Jeff Moore
 TB - Kelsey Finch
 FB - Nate Sumpter
 QB - Jimmy Streater
 WB - Billy Arbo
 PK - Jim Gaylor

Defense

LE - David Barron
 LT - Johnny Chavis
 MG - Jim Noonan
 RT - Danny Jenkins
 RE - Dennis Wolfe
 LB - Greg Jones
 LB - Lionel Stewart
 HB - Thomas Rowsey
 HB - Roland James
 SS - Russ Williams
 FS - Val Barksdale
 P - Craig Colquitt

1978**Offense**

TE - Reggie Harper
 LT - Phil Sutton
 LG - Charlton Webb
 C - Robert Shaw
 RG - Bill Marren
 RT - Jay Williams
 SE - Jeff Moore
 QB - Jimmy Streater
 TB - Kelsey Finch
 FB - Frank Fox
 WB - Billy Arbo
 PK - Alan Duncan

Defense

LE - Steve Davis
 LT - Lee Otis Burton
 MG - Jim Noonan
 RT - Brad White
 RE - Dennis Wolfe
 LB - Danny Spradlin
 LB - Craig Puki
 CB - Roland James
 CB - Junior Reid
 SS - Greg Gaines
 FS - Clark Duncan
 P - Dale Schneitman

OUTLOOK

FOOTBALL STAFF

THE VOIS

OPPONENTS / REVIEW

HONORS

RECORDS

VOLMANAC

T**STARTING LINEUPS****1979****Offense**

TE - Reggie Harper
 LT - Phil Sutton
 LG - Bill Marren
 C - Lee North
 RG - Mike Jester
 RT - Tim Irwin
 SE - Anthony Hancock
 QB - Jimmy Streater
 WB - Phil Ingram
 TB - James Berry
 FB - Hubert Simpson
 PK - Alan Duncan

Defense

LE - Steve Davis
 LT - Kenny Jones
 MG - Steve Kluge
 RT - Brad White
 RE - Brian Ingram
 LB - Danny Spradlin
 LB - Craig Puki
 CB - Wilbert Jones
 CB - Danny Martin
 SS - Bill Bates
 FS - Roland James
 P - John Warren

1980**Offense**

TE - Reggie Harper
 LT - Jay Williams
 LG - Bill Marren
 C - Lee North
 RG - Dwight Wilson
 RT - Tim Irwin
 SE - Willie Gault
 QB - Steve Alatorre
 WB - Anthony Hancock
 HB - Terry Daniels
 FB - James Berry
 PK - Alan Duncan

Defense

LE - Lemont Holt Jeffers
 LT - Brad White
 MG - Jim Noonan
 RT - Reggie White
 RE - Mike "Stop" Cofer
 LB - Danny Spradlin
 LB - Greg Gaines
 CB - Danny Martin
 CB - Wilbert Jones
 SS - Bill Bates
 FS - Val Barksdale
 P - John Warren

1981**Offense**

TE - Mike "Go" Cofer
 LT - Jani Trupovnieks
 LG - David James
 C - Lee North
 RG - Bill Mayo
 RT - John Matthews
 SE - Mike Miller
 QB - Steve Alatorre
 FB - Alvin Toles
 TB - James Berry
 WB - Anthony Hancock
 PK - Fuad Reveiz

Defense

LE - Brian Ingram
 LT - Chris Wampler
 MG - Leonard Jackson
 RT - Reggie White
 RE - Ricky Holt
 LL - Lemont Jeffers
 RL - Mike "Stop" Cofer
 CB - Lee Jenkins
 CB - Carlton Peoples
 SS - Daryl Harper
 FS - Bill Bates
 P - Jimmy Colquitt

1982**Offense**

TE - Kenny Jones
 LT - Curt Singer
 LG - Mike Furnas
 C - Glenn Streno
 RG - Bill Mayo
 RT - John Matthews
 SE - Willie Gault
 QB - Alan Cockrell
 TB - Chuck Coleman
 FB - Doug Furnas
 WB - Darryal Wilson
 PK - Fuad Reveiz

Defense

LE - Mike Terry
 LT - Mike Casteel
 MG - Steve Kluge
 RT - Reggie White
 RE - Mike "Stop" Cofer
 LLB - Duan Henry
 RLB - Joe Cofer
 CB - Lee Jenkins
 CB - Carlton Peoples
 SS - Bill Bates
 FS - Joe Cozart
 P - Jimmy Colquitt

1983**Offense**

TE - John Cook
 LT - Curt Singer
 LG - Mike Furnas
 C - Glenn Streno
 RG - Bill Mayo
 RT - Steve Knight
 SE - Clyde Duncan
 QB - Alan Cockrell
 TB - Chuck Coleman
 FB - Randall Morris
 WB - Lenny Taylor
 PK - Fuad Reveiz

Defense

LOLB - Ricky Holt
 LT - Reggie White
 LILB - Carl Zander
 MG - Johnny Williams
 RILB - Alvin Toles
 RT - Mark Studaway
 ROLB - Dale Jones
 CB - Tommy Sims
 CB - Terry Brown
 SS - Joe Cofer
 FS - Charles Davis
 P - Jimmy Colquitt

1984**Offense**

TE - John Cook
 LT - David Douglas
 LG - Bill Mayo
 C - Raleigh McKenzie
 RG - Bruce Wilkerson
 RT - David Moon
 SE - Joey Clinkscales
 QB - Tony Robinson
 TB - Johnnie Jones
 FB - Kenneth Cooper
 WB - Tim McGee
 PK - Fuad Reveiz

Defense

LOLB - Reggie McKenzie
 LT - Jim Dunkin
 LILB - Carl Zander
 MG - Robby Scott
 RILB - Joe Cofer
 RT - Tony Simmons
 ROLB - Dale Jones
 CB - Terry Brown
 CB - Tommy Sims
 SS - Vince Clark
 FS - Charles Davis
 P - Jimmy Colquitt

1985**Offense**

TE - Jeff Smith
 LT - Daryle Smith
 LG - Harry Galbreath
 C - Todd Kirk
 RG - John Bruhin
 RT - Bruce Wilkerson
 SE - Eric Swanson
 QB - Tony Robinson/Daryl Dickey
 TB - Keith Davis
 FB - William Howard
 WB - Tim McGee
 PK - Carlos Reveiz

Defense

LOLB - Bryan Kimbro
 LT - Robby Scott
 MG - Richard Brown
 RT - Mark Hovanic
 ROLB - Dale Jones
 LILB - Kelly Ziegler
 RILB - Darrin Miller
 CB - Tommy Sims
 CB - Terry Brown
 SS - Chris White
 FS - Charles Davis
 P - Bob Garmon

1986**Offense**

TE - Tim Hendrix
 LT - Daryle Smith
 LG - Harry Galbreath
 C - Todd Kirk
 RG - John Bruhin
 RT - Bruce Wilkerson
 SE - Joey Clinkscales
 QB - Jeff Francis
 TB - Keith Davis
 FB - Charles Wilson
 WB - Terence Cleveland
 PK - Carlos Reveiz

Defense

LOLB - Bryan Kimbro
 LT - Robby Scott
 MG - Brian Hunt
 RT - Mark Hovanic
 RILB - Dale Jones
 LILB - Kelly Ziegler
 RILB - Darrin Miller
 CB - Terry McDaniel
 CB - Victor Peppers
 SS - Charles Davis
 FS - Terry Brown
 P - Bob Garmon

1987**Offense**

TE - Nate Middlebrooks
 LT - Kevin Simons
 LG - Harry Galbreath
 C - Todd Kirk
 RG - John Bruhin
 RT - Eric Still
 SE - Thomas Woods
 WB - Terence Cleveland
 QB - Jeff Francis
 TB - Reggie Cobb
 FB - William Howard
 PK - Phil Reich

Defense

LOLB - Mike Kelley
 LT - David Johnson
 MG - Charles McRae
 RT - Marion Hobby
 ROLB - Darrin Miller
 LILB - Kelly Ziegler
 RILB - Keith DeLong
 CB - Terry McDaniel
 CB - Victor Peppers
 SS - Cedric Kline
 FS - Kelly Days
 P - Bob Garmon

1988**Offense**

TE - Nate Middlebrooks
 LT - Kevin Simons
 LG - Antone Davis
 C - Ray Robinson
 RG - Eric Still
 RT - Phil Stuart
 SE - Thomas Woods
 WB - Alvin Harper
 QB - Jeff Francis
 FB - John Rollins
 TB - Reggie Cobb
 PK - Chip McCallum

Defense

LOLB - Bryan Kimbro
 DT - Mark Moore
 MG - Shazzon Bradley
 DT - Marion Hobby
 ROLB - Tracy Hayworth
 LILB - Earnest Fields
 RILB - Keith DeLong
 CB - Preston Warren
 CB - Jeremy Lincoln
 SS - Cedric Kline
 FS - Kelly Days
 P - Kent Elmore

1989**Offense**

TE - Mark Adams
 LT - Charles McRae
 LG - Tom Myslinski
 C - John Fisher
 RG - Eric Still
 RT - Antone Davis
 SE - Thomas Woods
 WB - Terence Cleveland
 QB - Sterling Henton
 FB - Roland Poles
 TB - Chuck Webb
 PK - Greg Burke

Defense

LDE - Marion Hobby
 LDT - Mark Moore
 RDT - Martin Williams
 RDE - Tracy Hayworth
 LILB - Earnest Fields
 MLB - Shazzon Bradley
 RLB - Darryl Hardy
 CB - Preston Warren
 CB - Keith Denson
 SS - Kelly Days
 FS - Jason Julian
 P - Kent Elmore

1990**Offense**

TE - Mark Adams
 LT - Charles McRae
 LG - Tom Myslinski
 C - John Fisher
 RG - Doug Baird
 RT - Antone Davis
 SE - Carl Pickens
 WB - Alvin Harper
 QB - Andy Kelly
 FB - Roland Poles
 TB - Chuck Webb/Tony Thompson
 PK - Greg Burke

Defense

LDE - Kacy Rodgers
 LDT - Vince Moore
 RDT - Carey Bailey
 RDE - Chuck Smith
 LILB - Darryl Hardy
 MLB - Shon Walker
 RLB - Earnest Fields
 CB - Floyd Miley
 CB - Jeremy Lincoln
 SS - Mark Fletcher
 FS - Dale Carter
 P - Joey Chapman

1991**Offense**

TE - Mark Adams
 LT - Bernard Dafney
 LG - Tom Myslinski
 C - John Fisher
 RG - Mike Stowell
 RT - Patrick Lenoir
 SE - Carl Pickens
 WB - Craig Faulkner
 QB - Andy Kelly
 FB - Mario Brunson
 TB - James Stewart
 PK - John Becksvort

Defense

LDE - Chris Mims
 LDT - Shazzon Bradley
 RDT - J.J. Surlas
 RDE - Chuck Smith
 LILB - Darryl Hardy
 MLB - Shon Walker
 RLB - Earnest Fields
 CB - Jeremy Lincoln
 CB - Floyd Miley
 SS - David Bennett
 FS - Dale Carter
 P - Tom Hutton

1992**Offense**

TE - Robert Todd
 LT - Mike Stowell
 LG - Bubba Miller
 C - Jeremy Spivey
 RG - Jeff Smith
 RT - Rodney Gordon
 SE - Cory Fleming
 WB - Craig Faulkner
 QB - Heath Shuler
 FB - Marion Brunson
 TB - Charlie Garner
 PK - John Becksvort

Defense

LDE - James Wilson
 LDT - Jeff Tullis
 RDT - J.J. Surlas
 RDE - Todd Kelly
 LILB - George Kidd
 MLB - Reggie Ingram
 RLB - Ben Talley
 CB - DeRon Jenkins
 CB - Tracy Smith
 SS - J.J. McCleskey
 FS - Jason Parker
 P - Tom Hutton

1993**Offense**

TE - David Horn
 LT - Jason Layman
 LG - Kevin Mays
 C - Bubba Miller
 RG - Jeff Smith
 RT - Leslie Ratliffe
 SE - Cory Fleming
 WB - Craig Faulkner
 QB - Heath Shuler
 FB - Mario Brunson
 TB - Charlie Garner
 PK - John Becksvort

Defense

LDE - James Wilson
 LDT - Shane Bonham
 RDT - Paul Yatkowski
 RDE - Horace Morris
 LILB - Scott Galyon
 MLB - Reggie Ingram
 RLB - Ben Talley
 CB - DeRon Jenkins
 CB - Ronald Davis
 SS - Victor Brown
 FS - Jason Parker
 P - Tom Hutton

**1994****Offense**

TE - David Horn
 LT - Jason Layman
 LG - Kevin Mays
 C - Jeff Smith
 RG - Bubba Miller
 RT - Leslie Ratliff
 SE - Joey Kent
 WR - Kendrick Jones
 QB - *Jerry Colquit*/Peyton Manning
 FB - Mose Phillips
 TB - James Stewart
 PK - John Becksvoort

Defense

LDE - Ben Talley
 LDT - Cory Stone
 RDT - Leland Taylor
 RDE - Steve White
 LLB - Jesse Sanders
 MLB - Tyrone Hines
 RLB - Scott Galyon
 CB - DeRon Jenkins
 CB - Terry Fair
 SS - Raymond Austin
 FS - Jason Parker
 P - Tom Hutton

1995**Offense**

TE - Scott Pfeiffer
 LT - Jason Layman
 LG - Trey Peterson
 C - Jeff Smith
 RG - Bubba Miller
 RT - Robert Poole
 WR - Marcus Nash
 FL - Joey Kent
 QB - Peyton Manning
 FB - Chester Ford
 TB - Jay Graham
 PK - Jeff Hall

Defense

LDE - Leonard Little
 LDT - Shane Burton
 RDT - Billy Beron
 RDE - Steve White
 LLB - Jesse Sanders
 MLB - Tyrone Hines
 RLB - Scott Galyon
 CB - DeRon Jenkins
 CB - Terry Fair
 SS - Raymond Austin
 FS - Tori Noel
 P - Larry Binion

1996**Offense**

TE - Dustin Moore
 LT - Trey Teague
 LG - Spencer Riley
 C - Brent Gibson
 RG - Robert Poole
 RT - Chad Clifton
 WR - Marcus Nash
 FL - Joey Kent
 QB - Peyton Manning
 FB - Chester Ford
 TB - Jay Graham
 PK - Jeff Hall

Defense

LDE - Leonard Little
 LDT - Bill Duff
 RDT - Ron Green
 RDE - Jonathan Brown
 LLB - Al Wilson
 MLB - Tyrone Hines
 RLB - Craig King
 CB - Raymond Austin
 CB - Terry Fair
 SS - Tori Noel
 FS - Jason Parker
 P - Larry Binion

1997**Offense**

TE - Eric Diogu
 LT - Chad Clifton
 LG - Spencer Riley
 C - Trey Teague
 RG - Mercedes Hamilton
 RT - Cosey Coleman
 WR - Marcus Nash
 WR - Peerless Price
 QB - Peyton Manning
 FB - Shawn Bryson
 TB - Jamal Lewis
 PK - Jeff Hall

Defense

LDE - Jonathan Brown
 LDT - Bill Duff
 RDT - Ron Green
 RDE - Corey Terry
 LLB - Al Wilson
 MLB - Leonard Little
 RLB - Raynoch Thompson
 CB - Dwayne Goodrich
 CB - Terry Fair
 SS - Tori Noel
 FS - Cory Gaines
 P - Chris Hogue

1998**Offense**

TE - Eric Diogu
 LT - Chad Clifton
 LG - Mercedes Hamilton
 C - Spencer Riley
 RG - Cosey Coleman
 RT - Jarvis Reado
 WR - Cedrick Wilson
 WR - Peerless Price
 QB - Tee Martin
 FB - Shawn Bryson
 TB - *Jamal Lewis*/Travis Henry
 PK - Jeff Hall

Defense

LDE - Shaun Ellis
 LDT - Jeff Coleman
 RDT - Darwin Walker
 RDE - Corey Terry
 LLB - Eric Westmoreland
 MLB - Al Wilson
 RLB - Raynoch Thompson
 CB - Dwayne Goodrich
 CB - Steve Johnson
 SS - Fred White
 FS - Deon Grant
 P - David Leaverton

1999**Offense**

TE - John Finlayson
 LT - Chad Clifton
 LG - Fred Weary
 C - Spencer Riley
 RG - Cosey Coleman
 RT - Josh Tucker
 WR - Cedrick Wilson
 WR - David Martin
 QB - Tee Martin
 FB - Phillip Crosby
 TB - *Jamal Lewis*/Travis Henry
 PK - Alex Walls

Defense

LDE - Shaun Ellis
 LDT - *Billy Ratliff*/John Henderson
 RDT - Darwin Walker
 RDE - Will Overstreet
 LLB - Eric Westmoreland
 MLB - Dominique Stevenson
 RLB - Raynoch Thompson
 CB - Dwayne Goodrich
 CB - Andre Lott
 SS - Fred White
 FS - Deon Grant
 P - David Leaverton

2000**Offense**

TE - John Finlayson
 LT - Reggie Coleman
 LG - Anthony Herrera
 C - *Fred Weary*/Scott Wells
 RG - Toby Champion
 RT - Michael Munoz
 WR - Cedrick Wilson
 WR - Eric Parker
 QB - Casey Clausen
 FB - Will Bartholomew
 TB - Travis Henry
 PK - Alex Walls

Defense

LDE - DeAngelo Lloyd
 LDT - Edward Kendrick
 RDT - John Henderson
 RDE - Will Overstreet
 LLB - Eric Westmoreland
 MLB - Eric Westmoreland
 RLB - Anthony Sessions
 CB - Willie Miles
 CB - Teddy Gaines
 SS - Andre Lott
 FS - Rashad Baker
 P - David Leaverton

2001**Offense**

TE - John Finlayson
 LT - Reggie Coleman
 LG - Fred Weary
 C - Scott Wells
 RG - *Jason Respert*/Chavis Smith
 RT - Will Offenheuse
 WR - Donte Stallworth
 WR - Kelley Washington
 QB - Casey Clausen
 FB - Will Bartholomew
 TB - Travis Stephens
 PK - Alex Walls

Defense

LDE - Bernard Jackson
 LDT - John Henderson
 RDT - Albert Haynesworth
 RDE - Will Overstreet
 LLB - Eddie Moore
 MLB - Dominique Stevenson
 RLB - Keyon Whiteside
 CB - Andre Lott
 CB - Jabari Greer
 SS - Julian Battle
 FS - Rashad Baker
 P - Dustin Colquitt

2002**Offense**

TE - Jason Witten
 LT - Michael Munoz
 LG - Jason Respert
 C - Scott Wells
 RG - Anthony Herrera
 RT - Will Offenheuse
 WR - Leonard Scott
 WR - Tony Brown
 QB - Casey Clausen
 FB - Troy Fleming
 TB - Cedric Houston
 PK - Alex Walls

Defense

LDE - Omari Hand
 LDT - Rashad Moore
 RDT - Aubrayo Franklin
 RDE - Demetris Veal
 LLB - Eddie Moore
 MLB - Robert Peace
 RLB - *Kevin Burnett*/Keyon Whiteside
 CB - Willie Miles
 CB - Julian Battle
 SS - Gibril Wilson
 FS - Rashad Baker
 P - Dustin Colquitt

2003**Offense**

TE - Victor McClure
 LT - Michael Munoz
 LG - Anthony Herrera
 C - Scott Wells
 RG - Cody Douglas
 RT - Sean Young
 WR - Mark Jones
 WR - Tony Brown
 QB - Casey Clausen
 FB - Troy Fleming
 TB - Cedric Houston
 PK - James Wilhoit

Defense

LDE - Parys Haralson
 LDT - J.T. Mapu
 RDT - Mondre Dickerson
 RDE - Constantin Ritzmann
 SLB - Kevin Simon
 MLB - Robert Peace
 WLB - Kevin Burnett
 LCB - Jabari Greer
 RCB - Jason Allen
 SS - Gibril Wilson
 FS - Rashad Baker
 P - Dustin Colquitt

2004**Offense**

TE - Victor McClure
 LT - Michael Munoz
 LG - Rob Smith
 C - Jason Respert
 RG - Cody Douglas
 RT - Arron Sears
 WR - Tony Brown
 WR - Chris Hannon
 QB - *Erik Ainge*/Rick Clausen
 FB - Cory Anderson
 TB - Cedric Houston
 PK - James Wilhoit

Defense

LDE - Parys Haralson
 LDT - Jesse Mahelona
 RDT - Justin Harrell
 RDE - Karlton Neal
 SLB - Omar Gaither
 MLB - Jason Mitchell
 WLB - Kevin Burnett
 LCB - Roshawn Fellows
 RCB - Jonathan Hefney
 SS - Corey Campbell
 FS - Jason Allen
 P - Dustin Colquitt

2005**Offense**

TE - Chris Brown
 LT - Arron Sears
 LG - Rob Smith
 C - *Richie Gandy*/David Ligon
 RG - Cody Douglas
 RT - Albert Tocaina
 WR - Chris Hannon
 WR - C.J. Payton
 QB - Rick Clausen
 FB - Cory Anderson
 TB - *Gerald Riggs Jr.*/Arian Foster
 PK - James Wilhoit

Defense


LDE - Parys Haralson
 LDT - Justin Harrell
 RDT - Jesse Mahelona
 RDE - Jason Hall
 SLB - Omar Gaither
 MLB - Kevin Simon
 WLB - Jason Mitchell
 LCB - Jonathan Wade
 RCB - *Jason Allen*/Inquris Johnson
 SS - Antwan Stewart
 FS - Jonathan Hefney
 P - Britton Colquitt

2006**Offense**

TE - Chris Brown
 TE - Brad Cottam
 LT - Arron Sears
 LG - David Ligon
 C - Josh McNeil
 RG - Anthony Parker
 RT - Eric Young
 WR - Jayson Swain
 WR - Robert Meachem
 QB - Erik Ainge
 TB - LaMarcus Coker
 PK - James Wilhoit

Defense

LDE - Xavier Mitchell
 LDT - *Justin Harrell*/Turk McBride
 RDT - Matt McGlothlin
 RDE - Antonio Reynolds
 SLB - Ryan Karl
 MLB - Marvin Mitchell
 WLB - Jerod Mayo
 LCB - Jonathan Wade
 RCB - *Inquris Johnson*/Antwan Stewart
 SS - Demetric Morley
 FS - Jonathan Hefney
 P - Britton Colquitt



Scott Wells (2000-03) has the most starts by a position player with 49. Wells is currently a member of the Green Bay Packers.

OUTLOOK

FOOTBALL STAFF

THE VOIS

OPPONENTS / REVIEW

HONORS

RECORDS

VOLMANIC



ALL-TIME ASSISTANT COACHES/STAFF

ADKINS, Greg (Marshall 1989)—Tight Ends, Offensive Line, Recruiting Coordinator 2003-2004; Tight Ends, Director of Recruiting 2005, Offensive Line 2006-Present.

ALTIZER, Scott (Furman 1993)—Senior Services Administrative Assistant/High School Relations 1999-2004; Coordinator Football Operations 2005-Present.

AMEDEE, Lynn (LSU 1963)—Quarterbacks 1979.

ANDERSON, Bill (Tennessee 1958)—Offensive Ends 1964.

AVEZZANO, Joe (Florida State 1965)—Offensive Line 1977-79.

BAILEY, John W. (Tennessee 1939)—Line 1955-63.

BAKER, Bill (Tennessee 1969)—Offensive Ends 1976.

BARNHILL, John H. (Tennessee 1928)—Freshmen 1931-34, Line 1935-40; Head Coach 1941-45.

BARRY, Mike (Southern Illinois 1969)—Offensive Line 1998-2002.

BATES, Jim (Tennessee 1968)—Linebackers 1989.

BATTLE, William R. (Bill) (Alabama 1963)—Off. Ends 1966-69; Head Coach 1970-76.

BENNETT, Buddy (South Carolina 1961)—Defensive Backs 1970.

BEVIS, Bill (Tennessee 1945)—Backfield 1948-49.

BLACKBURN, David (Tennessee 1989)—Assistant Recruiting Coordinator 1993; Administrative Assistant 1994-98, Assistant Athletics Director Football Administration and Compliance 1999-2003.

BRACKETT, Deke (Tennessee 1934)—Assistant Freshmen 1934; Backfield 1935.

BRADLEY, Mark (Samford 1969)—Junior Varsity 1991; Tight Ends 1992-95, Offensive Line 1996-97; Tight Ends/Assistant Offensive Line 1998-2000.

BRITTON, William H. (Bill) (Army 1916)—Ends 1926-34; Head Coach 1935; Ends 1936-42, 1946.

BROOKS, Dan (Western Carolina 1976)—Defensive Line 1994-98, 2003-Present; Defensive Line/Recruiting Coordinator 1999-2002.

BROWN, Kippy (Memphis State 1977)—Receivers 1983-89; Assistant Head Coach/Receivers 1993-94.

BUMPAS, Dick (Arkansas 1971)—Inside Linebackers 1985-88.

BURNEY, Jacob (Tennessee-Chattanooga 1981)—Defensive Line 1993.

CAFEGO, George (Tennessee 1940)—Backfield & Kickers 1955-63; Scout & B Squad 1964-73; Kickers 1974-84.

CALDWELL, Chan (Tennessee 1948)—Ends 1949-54.

CALDWELL, Steve (Arkansas State 1977)—Defensive Ends/Special Teams 1995-2005; Defensive Ends 2006-Present.

CAPERS, Dom (Mount Union 1972)—Defensive Backs 1980-81.

CATAVOLOS, George (Purdue 1967)—Defensive Backs 1982-83.

CHANCEY, Ralph (Tennessee 1949)—Backfield 1950-63; Administrative Assistant 1979-88.

CHAVIS, John (Tennessee 1979)—Graduate Assistant 1979; Defensive Line 1989; Linebackers 1990-94; Defensive Coordinator 1995-1998 Assistant Head Coach/Defensive Coordinator/Linebackers 1999-2004; Assoc. Head Coach/Defensive Coordinator/Linebackers 2005-Present.

COE, Charlie (Kansas State 1973)—Receivers 1990; Running Backs 1991-92.

COFFEY, Charles (Tennessee 1956)—Defensive Line 1963-65.

CONLIN, Jon (Virginia Tech 1972)—Defensive Backs 1976.

COOL, W.C. (Cornell)—Line 1917.

CORNWELL, Thomas H. (Washington & Jefferson)—Line 1920.

COX, Bill (Florida State 1968)—Quarterbacks 1977-78.

CUTCLIFFE, David (Alabama 1976)—Part-time 1982; Tight Ends—1983-88; Running Backs 1989; Quarterbacks 1990-1991; Passing Game Coordinator /Quarterbacks 1992; Offensive Coordinator/Quarterbacks 1993-94; Assistant Head Coach/Offensive Coordinator/Quarterbacks 1995-1998, 2006-Present

DAVIS, Bob (Tennessee 1952)—Freshmen 1966-68; Defensive Ends 1969; Scout Squad 1970; Freshmen 1971-73; Junior Varsity 1974-75; Administrative Assistant to Athletics Director 1976-85; Assistant Athletics Director/Operations 1986-1988; Associate Athletics Director/Facilities 1989-2003.

DICKEY, Gerry (Wichita State 1992)—Assistant A.D. Football Operations 2003-06.

DOCKERY, Rex (Tennessee 1964)—Freshmen 1970; Offensive Ends 1971.

DONAHUE, Ken (Tennessee 1951)—Assistant Head Coach/Line 1956-60; Defensive Coordinator 1985-1988.

DUNN, Jimmy (Florida 1959)—Offensive Backs 1964-69.

DYAR, Jim (Houston 1967)—Defensive Line 1977-79.

ELLIOTT, Jerry (Auburn 1957)—Defensive Line 1973-74; Offensive Ends 1974-75.

EMANUEL, Frank (Tennessee 1965)—Defensive Ends 1979; Defensive Line 1980-81.

FAUST, Hugh (Tennessee 1931)—Assistant Freshmen 1931-34; Freshmen 1935-50; Backfield 1941-42.

Boels, Mel (Bowling Green 1965)—Outside Linebackers 1984-88; Defensive Ends 1989.

FORRESTER, Ron (Arkansas 1955)—Ends 1958-59.

FRANKLIN, Robbie (Tennessee 1967)—Defensive Ends/Junior Varsity 1976; Outside Linebackers 1977-78.

FULMER, Phillip (Tennessee 1972)—Student Coach 1972-73; Offensive Line 1980-88; Offensive Coordinator/Offensive Line 1989-92; Head Coach 1992-Present.

GARNER, Rodney (Auburn 1990)—Tight Ends 1996; Tight Ends/Offensive Tackles 1997.

GAUT, David G. (Tennessee 1907)—Line 1908.

GIBSON, Vince (Florida State 1955)—Linebackers 1964-66.

GRAVES, Ray (Tennessee 1942)—Line 1944-45.

HALL, Jack (Newberry 1950)—Assistant Freshmen 1969.

HAMILTON, Ray (Oklahoma 1978)—Defensive Line 1992.

HARKNESS, W.S. (Bill) (Tennessee 1927)—Freshmen 1927-30.

HARRIS, Walt (Pacific 1968)—Offensive Coordinator 1983-87; Assistant Head Coach/Offensive Coordinator 1988.

HARRISON, Bob (Kent State 1964)—Receivers 1977-1982.

HATFIELD, Ken (Arkansas 1965)—Assistant Freshmen 1968; Freshmen 1969; Offensive Ends 1970.

HATFIELD, Sid (Tennessee 1954)—Recruiter 1970-74.

HAUPT, Dale (Wyoming 1954)—Assistant Freshmen 1960; Freshmen 1961-63.

HERZBRUN, Lon (Tennessee 1958)—Linebackers 1969-76.

HIGDON, Bill (Tennessee 1970)—Assistant Recruiter 1975; Recruiting Coordinator 1976; Recruiting Aide 1977-79; Recruiting Coordinator 1980-88; Administrative Assistant 1989; Senior Administrative Assistant 1990-92; Assistant Athletics Director/Game Management 1992-Present.

HILDEBRAND, William (Mississippi State 1946)—Assistant Freshmen 1950.

HITT, Dick (Mississippi College 1930)—Line 1955-60.

HOBT, A. Watt (Ohio State)—Line 1921, Backfield 1922-23; Freshmen 1924-25.

HOFFER, Jim (Cornell 1972)—Quarterbacks 1989.

HOLLIFIELD, Herbert (Chattanooga 1950)—Recruiter 1963.

HOLLOWAY, Condredge (Tennessee 1991)—Assistant Athletics Director/Director of Player Relations 1998-Present.

HOOSER, Hobart (Tennessee 1928)—Line 1942.

HUGGINS, Lide (South Carolina 1964)—Offensive Ends 1972-73; Offensive Backs 1974-75.

HUST, Al (Tennessee 1943)—Ends 1947-54.

IDZIK, John (Maryland 1951)—Assistant Freshmen 1950.

JACKSON, Bobby (Howard 1963)—Offensive Backs 1977-79; Defensive Coordinator/Linebackers 1980-82.

JOHNSON, L.B. (Farmer) (Tennessee 1929)—Line 1949-54.

JONES, Bob (Baylor 1957)—Offensive Ends 1965.

JONES, Larry (LSU 1955)—Defensive Coordinator, Defensive Line 1970, 1974-76.

JULIES, John (Ball State 1974)—Junior Varsity 1978; Defensive Line 1979, Defensive Ends 1980-82.

KEANE, Tim (Arkansas State 1968)—Defensive Backs 1990-92.

KILE, Jack (Tennessee 1962)—Freshmen Line 1962-65, Recruiter 1966-69.

KIRK, Jerry (East Tennessee State 1963)—Junior Varsity 1980-81; Admin. Aide 1983.

KNOTTS, Doug (Duke 1956)—Defensive Line 1966-69.

KREIGER, Earl C. (Ohio 1919)—Backfield 1920.

LACEWELL, Larry (Arkansas 1959)—Defensive Coordinator, 1990-91.

LINDSAY, Charles (Tennessee 1921)—Freshman 1926.

LOWE, W.O. (Tennessee 1920)—Line 1922-23.

LOWERY, Emmett (Purdue 1934)—Assistant End and Scout 1947-58.

LUKE, Matt (Mississippi 2000)—Recruiting Coordinator/Tight Ends/Offensive Line 2006-Present

MADDEN, Joe (Maryland 1957)—Assistant Head Coach/Defensive Backs 1977-79.

MADDOX, Bob (Frostburg State 1968)—Defensive Line 1992.

MAJORS, Bill (Tennessee 1961)—Assistant Freshmen 1963-64; Def. Backs 1964-65.

MAJORS, Johnny (Tennessee 1957)—Graduate Assistant 1957; Backfield 1958-59; Head Coach 1977-92.

MALONE, Fred (Fisk 1964)—Offensive Line 1975-76.

MARMIE, Larry (Eastern Kentucky 1965)—Defensive Coordinator; Inside Linebackers 1983-84; Defensive Coordinator 1992-94.

MARRONE, Doug (Syracuse 1991)—Offensive Tackles/Tight Ends 2001

MARSHALL, Steve (Louisville 1980)—Offensive Line 1993-95.

MATHEWS, Doug (Vanderbilt 1970)—Offensive Backs 1980-88; Defensive Backs 1989/Defensive Coordinator 1989.

MAUER, John (Illinois 1926)—Ends 1939-40; Fresh. 1941-42; Ends 1944-46; 1961-63.

MCCOLLUM, Andy (Austin Peay 1981)—Linebackers 1995 (Spring).

MCCORVEY, Woody (Alabama State 1972)—Running Backs 1999-2003

MCDONALD, Jim (Ohio State 1939)—Linebackers 1955-62; Head Coach 1963; Assistant Athletic Director 1964-81.

McKINNEY, George (Arkansas 1962)—Freshman 1964-65; Defensive Backs 1966-69.

MINGEY, Tim (St. Joseph's [Ind.] 1972)—Recruiting Coordinator 1989-1990.

MURRELL, William (Tennessee 1937)—Assistant Freshmen 1938-40; Line 1941, 1947.

NEYLAND, Robert R. (Army 1916)—Backfield 1925; Head Coach 1926-34, 1936-40, 1946-52; Athletics Director 1952-62.

NORRIS, Rex (East Texas State 1964)—Defensive Line 1990-1991.

OAKES, B.F. (Illinois 1923)—Line 1924-25.

O'NEIL, Bernard (Bunzy) (Tennessee 1943)—Freshmen 1952-56.

PACE, Bill (Wichita State 1954)—Assistant Head/Quarterbacks 1980-81.

PARKER, Henry Lee (Mississippi State 1948)—Administrative Assistant 1977-78.

PARKER, Paul B. (Army 1916)—Line 1926-34.

PEARCE, Leroy (Wyoming 1949)—Ends 1955-56.

PEDERSON, Steve (Nebraska 1980)—Recruiting Coordinator 1991-92; Associate Athletic Director/Football Operations 1993.

PEEL, Ike (Tennessee 1941)—Assistant Freshmen 1942; Backfield 1945-48; Freshmen 1949-51; Backfield 1952-53.

PONTIUS, Miller (Michigan 1914)—Line 1914-15.

PRICE, Royal (Tennessee 1947)—Assistant Freshmen 1948.

PROCTOR, Bobby (Arkansas 1955)—Freshmen 1957-60.

RAMSEY, Kevin (Indiana State 1984)—Defensive Backs 1995-1998.

RASH, Charlie (Missouri 1959)—Offensive Line 1964-65.

ROBINSON, Harvey (Tennessee 1933)—Freshmen 1946-48; Backfield 1949-52; Head Coach 1953-54; Backfield 1960-63.

ROHE, Chuck (Mississippi Southern 1953)—Recruiter 1964-70.

ROPER, Bobby (Arkansas 1966)—Linebackers 1977-79.

ROPER, Kurt (Rice 1995)—Running Backs 2006-Present.

SANDERS, Randy (Tennessee 1987)—Volunteer Coach 1989-90; Receivers 1991-92; Running Backs 1993; Running Backs/Recruiting Coordinator 1994-1998; Quarterbacks/Offensive Coordinator 1999-2005.

SAUNDERS, Al (San Jose State 1969)—Quarterbacks 1982.

SEDDEN, Charles (Ohio State)—Line 1919.

SELLS, Jack (Tennessee 1985)—Tight Ends 1989-90.

SHAW, Bill (Florida State 1972)—Defensive Line 1982-84.

SHEALY, Dal (Carson-Newman 1960)—Backfield 1976.

SINES, John (Purdue 1938)—Freshmen Ends 1953-58.

SLADE, Larry (Shepherd 1973)—Defensive Backs 1999-Present.

SMITH, Lovie (Tulsa 1979)—Defensive Backs 1993-94.

STEELE, John (Tennessee 1979)—Defensive Ends 1982; Defensive Backs 1987.

STEPHENS, Jimmy Ray (Florida, 1977)—Offensive Line 2002-Present.

STEWART, Clifton (Tennessee 1969)—Assistant Freshmen 1971-72; Assistant Junior Varsity 1973-74.

STILES, Wayne (Tennessee 1970)—Recruiter 1972-75.

SWEATMAN, Mike (Kansas 1968)—Outside Linebackers 1983.

TAYLOR, Trooper (Baylor 1992)—Running Backs 2004-05; Assistant Head Coach Player Development/Running Backs 2005; Wide Receivers 2006-Present

TRAIL, Ray (Arkansas 1963)—Offensive Line 1965-76.

UNDERWOOD, P.W. (Mississippi Southern 1957)—Linebackers 1967-68.

WARMATH, Murray (Tennessee 1935)—Ends 1935; Line 1936-39, 1946-48.

WARREN, Dewey (Tennessee 1968)—Assistant Freshmen 1970-71.

WARWICK, Bruce (Columbia College 1989)—Assistant A.D. Football Operations 2007-Present.

WASHINGTON, Pat (Auburn 1986)—Wide Receivers 1995-2005.

WEST, Hodges (Burr) (Tennessee 1941)—Line 1948-54.

WEST, Tommy (Tennessee 1975)—Running Backs 1990.

WHITE, W.C. (Tennessee 1922)—Line 1945.

WOODRUFF, Robert (Tennessee 1939)—Line 1939, 1941, 1961-62; Athletics Director 1963-85.

WRIGHT, Jim (Texas A&M 1958)—Offensive Backs 1970-73.

WYANT, Gary (Wichita State 1963)—Defensive Backs 1971-75; Assistant Athletics Director/Football Operations 1994-96; Associate Athletics Director/Football Operations 1997-98; Senior Associate Athletics Director 1998-Present.

ZOOK, Ron (Miami [Ohio] 1976)—Defensive Backs 1984-86.



ATHLETICS DIRECTORS

BARNHILL, John H. (Tennessee 1928)—Freshman 1931-34, Line 1935-40; Head Coach 1941-45; Athletics Director 1941-45.
DICKEY, Doug (Florida 1954)—Head Coach 1964-69; Athletics Director 1986-July 2003.
HAMILTON, Mike (Clemson, 1985)—Athletics Director July 2003-Present.
NEYLAND, Robert R. (Army 1916)—Backfield 1925; Head Coach 1926-34, 1936-40, 1946-52; Athletic Directors 1926-34, 1936-40, 1946-62.
PARKER, Paul B. (Army 1916)—Line 1926-34; Athletics Director 1935.
WOODRUFF, Robert (Tennessee 1939)—Line 1939, 1941, 1961-62; Athletics Director 1963-85.
WYATT, Bowden (Tennessee 1939)—Head Coach 1955-62, Acting Athletics Director March 1962-May 63.

TEAM TRAINERS

BAKER, Lenox (Tennessee 1929)—Trainer 1925-28.
BRADSHAW, Tom (Carson-Newman 1973)—Assistant Trainer 1975-76.
BRASHEAR, Dr. Robert (Tennessee 1928)—Trainer 1929-37; Team Physician, 1941-42, 46-47.
CHRISTOFFERSON, John (Colorado 1994)—Assistant Trainer 1997-2000.
CLEMENTS, Keith (Fresno State 1993)—Assistant Trainer 2000-01; Head Trainer 2002-05.
CLICK, Moe (Tennessee 1983)—Assistant Trainer 1985-89; Associate Trainer 1992-96.
DEAN, John (San Diego State 2000)—Assistant Trainer and Director of Rehabilitation 2006-Present.
DUNCANSON, Robb (Elmira College 1999)—Associate Trainer 2006-Present.
FAULKNER, Dr. Frank (Tennessee Hospital)—Trainer 1928.
FORGEY, J. M. (Dummy)—Assistant Trainer 1926-42.
HILL, Elmer Ike—Trainer 1942-44.
KERIN, Tim (Indiana [Pa.] 1969)—Trainer 1977-91.
McVEIGH, Jason (Tennessee 1996)—Director of Rehabilitation 1999-2005. Head Trainer 2006-Present.
MULLINS, Leroy (Eastern Kentucky)—Associate Trainer 1973-74.
NEWMAN, Chad (Tennessee 1994)—Assistant Trainer 1997-Present.
O'NEILL, Kevin (Pittsburgh 1976)—Assistant Trainer 1977-79.
O'BRIEN, Micky—Trainer 1938-41, 1945-72.
POWELL, Dr. Rex—Team Physician 1938-40.
ROLLO, Mike (Tennessee 1977)—Assistant Trainer 1978-1985; Associate Trainer 1986-1992; Trainer 1992-2000; Assistant Athletics Director/Sports Medicine 2001-02.
STANSBURY, Dwight (Oregon State 1983)—Assistant Trainer 1989-92.
WALL, Tom (Tennessee 1969)—Assistant Trainer 1969-73; Trainer 1973-76.
WHITED, Jamie (Tennessee 1991)—Assistant Trainer 1993-96; Associate Trainer 1996-97.
WOOD, Jeff (Marshall 1984)—Assistant Trainer 2002-Present.

STRENGTH & CONDITIONING

BAILEY, Dan (Nebraska 1988)—Assistant Strength & Conditioning Coach 1991-95.
BROWN, Brian (Southern Mississippi)—Assistant Strength & Conditioning Coach 1999-2000.
CARLISLE, Chris (Chadron State 1985)—Associate Head Strength & Conditioning Coach 1998-1999.
CIANO, Eric (Springfield 1996)—Associate Strength & Conditioning Coach 2002-03.
COKER, Ed (Tennessee)—Assistant Strength & Conditioning Coach 1986.
EMERY, Phil (Wayne State [Mich.])—Assistant Strength & Conditioning Coach 1987-90.
HOBBY, Marion (Tennessee 1989)—Assistant Strength & Conditioning Coach 1998; Associate Strength & Conditioning Coach 2004-Present.
HAMILTON, Dan (Ohio State 2002)—Assistant Strength & Conditioning Coach 2006-Present.
LEHMANN, Brian (Kansas State 2000)—Assistant Strength & Conditioning Coach/Sports Nutritionist 2004-06.
LINDSEY, Robert (Oklahoma State 1987)—Assistant Strength & Conditioning Coach 1991-94.
LONG, Johnny (Southeastern Louisiana 1994)—Assistant Strength & Conditioning Coach 1996-99; Associate Head Strength & Conditioning Coach 1999-2002; Head Strength & Conditioning Coach 2002-Present.
MOFFITT, Tom (Tennessee Tech 1986)—Assistant Strength & Conditioning Coach 1994-95; Associate Strength & Conditioning Coach 1996.

MOORE, Roderick (Morehouse 1997)—Assistant Strength & Conditioning Coach 2001-03; Associate Strength and Conditioning Coach 2004-Present.
OLLISON, Tony (Arkansas 1991)—Assistant Strength & Conditioning Coach 1996.
PAULETTO, Bruno (Central Michigan 1978)—Strength Coach 1981-93.
STEWART, Chris (Western Carolina 1998)—Assistant Strength & Conditioning Coach 2001-2004; Associate Strength & Conditioning 2005-Present.
STUCKY, John (Kansas State 1970)—Director of Athletic Fitness 1994-96; Assistant Athletic Director/Physical Development 1997-2001.

RADIO NETWORK ANNOUNCERS

ANDERSON, Bill (Tennessee 1958)—Color Announcer 1968-98.
FOXX, Bob—Color Announcer 1952-67.
FRANCIS, Jeff (Tennessee 1989)—Sideline Reporter 1999-Present.
KESLING, Bob (Tennessee 1977)—Play-by-Play 1999-Present.
MOONEY, George—Play-by-Play 1952-67.
NELSON, Lindsey (Tennessee 1941)—Play-by-Play 1949-50.
PRIEST, Tim (Tennessee 1971)—Color Announcer 1999-Present.
STOUT, Alan—Play-by-Play 1951.
WARD, John (Tennessee 1952)—Play-by-Play 1968-98.

SPORTS INFORMATION PERSONNEL

FORD, Harris D. (Bud) (Tennessee 1966)—Assistant Sports Information Director 1966-87; Sports Information Director 1987-89; Assistant Athletics Director/Sports Information 1989-99; Associate Athletics Director/Media Relations 2000-Present.
GODDARD, Larry—Sports Information Director 1946-47.
GRIM, David (Tennessee 1984)—Assistant Sports Information Director 1988-89; Associate Sports Information Director 1990-99; Internet Communications Director 2000-03.
HARRIS, Haywood S. (Tennessee 1951)—Sports Information Director 1961-87; Assistant Athletics Director/Media Relations 1987-89; Associate Athletics Director/Media Relations 1989-99; Special Assistant to Athletic Director 2000-Present.
JOYNER, Jack—Sports Information Director 1938-41.
MANN, Keith (Nebraska 1994)—Assistant Sports Information Director 2000.

MANNING, Charles A. (Gus) (Tennessee 1950)—Sports Information Director 1951-1960; Business Manager 1960-89; Senior Associate Athletic Director 1990-1996; Executive Assistant to the Athletic Director 1996-Present.
MATTINGLY, Thomas J. (Tennessee 1970)—Assistant Sports Information Director 1987-89; Director of Special Publications 1990-2004.
MUIR, Jeff (Arkansas 1993)—Assistant Sports Information Director 1997-99; Associate Sports Information Director 2000-2003; Internet Communications Associate Director 2004-Present.
MUSSER, Tucker—Sports Information Director 1948-50.
NELSON, Lindsey (Tennessee 1941)—Sports Information Director 1951.
PAINTER, John (Tennessee 1988)—Associate Sports Information Director 2001-Present.
PINKERTON, Craig (Kansas State 1994)—Assistant Sports Information Director 2000; Associate Sports Information Director 2001-Present.
SATKOWIAK, Tom (Tennessee 2002) Assistant Sports Information Director 2005-Present
SCHRIEVER, Rob—Editor, Tennessee Volunteers Magazine 1978-79.
SMITH, B. Gibson—Editor, Tennessee Volunteers Magazine 1980-87.
WHITWORTH, Mark H. (Asbury 1984)—Assistant Sports Information Director 1985-88.

FACILITIES, EQUIPMENT AND GROUNDS PERSONNEL


CAMPBELL, Bobby (Tennessee 1973)—Administrative Assistant/Facilities 1990-2003; Director Sports Surface Management 2004-Present.
CARPENTER, Lon—Equipment Manager 1953-66; Equipment Repair Mgr. 1967-71.
FRAZIER, Roger—Equipment Manager 1984-Present.
HOSKINS, John Deanie—Groundskeeper 1926-61.
KEY, Cecil—Laundry Attendant 1963-65.
MARTIN, Jim—Laundry Attendant 1974-1991.
PARROTT, Max (Tennessee 1984)—Equipment Attendant 1985-86; Asst. Equipment Manager 1987-Present.
ROACH, Hayward—Grounds 1956-70; Groundskeeper 1971-91.
ROACH, Myron—Groundskeeper 1992-Present.
ROLLO, Mike (Tennessee 1977)—Associate Athletics Director/Facilities 2003-Present.
SHOWN, Ernest—Grounds 1972-90; Stadium Supervisor 1991-2003
SPRAGUE, Gene—Equipment Manager 1967-83.
SHRIEVE, Chief—Equipment Manager 1946-53.
WAGNER, Jim—Groundskeeper 1960-70.
ZURCHER, Kevin (Tennessee 1997)—Asst. Director/Facilities 2004-Present.

GRADUATE ASSISTANTS

UNDER PHILLIP FULMER (1993-Present)

1993—Reggie **McKENZIE** (Tennessee); Dick **O'BRIEN**, (Tampa 1963)
1994—Dick **O'BRIEN**, (Tampa 1963); Shannon **O'BRIEN** (Maryville)
1995—Robby **COLLIER** (Tennessee 1995); Dick **O'BRIEN** (Tampa 1963)
1996—Jeff **LEIKER** (Washburn 1985)
1997—Steve **JAMESON** (Worcester Polytechnic Institute); Kurt **ROPER** (Rice 1995)
1998—Steve **JAMESON** (Worcester Polytechnic Institute); Kurt **ROPER** (Rice 1995)
1999—Ryan **HELD** (Nebraska 1998); Shawn **QUINN** (Carson-Newman 1995)
2000—J.P. **PURVIS** (Mississippi 1986); Shawn **QUINN** (Carson-Newman 1995)
2001—Shane **BEAMER** (Virginia Tech 1999); Shawn **QUINN** (Carson-Newman 1995)
2002—Shane **BEAMER** (Virginia Tech 1999); Marcus **SATTERFIELD** (East Tennessee State 1999)
2003—Shane **BEAMER** (Virginia Tech 1999); Marcus **SATTERFIELD** (East Tennessee State 1999)
2004—Jason **MICHAEL** (Western Kentucky 2002); Geep **WADE** (Tennessee-Chattanooga 2001)
2005—Shep **CAMPBELL** (Arkansas 2001); Jay **GRAHAM** (Tennessee 2004)
2006—Rick **CLAUSEN** (Tennessee 2005); Shawn **WITTEN** (Virginia Tech 2003)
2007—Jim Bob **COOTER** (Tennessee 2006); Shawn **WITTEN** (Virginia Tech 2003)

(For a complete list of student, part-time and volunteer coaches and graduate assistants see www.utsports.com)



Associate Head Coach John Chavis was named the AFCGA Assistant Coach of the Year in 2006. The award was created to honor assistant coaches who excel in community service, commitment to the student-athlete, on-field coaching success and AFCGA professional organization involvement.

OUTLOOK

FOOTBALL STAFF

THE VOIS

OPPONENTS / REVIEW

HONORS

RECORDS

VOLMANC