

ASU

ARIZONA STATE UNIVERSITY

Enjoy **Coca-Cola** CLASSIC

TOSTITOS CONGRATULATES THE UNIVERSITY OF TENNESSEE

NOLES 16 QTR :00
VOLS 23 4

OMEGA ()
Enterprise
1.800.rent-a-car
Pick Enterprise. We'll pick you up.

BOWLS BOWLS T

300
Bowl History

302
Bowl Records

307
Bowl Results

Peerless Price was Offensive MVP of the 1999 Fiesta Bowl.

The Vols have made a school-record 15 consecutive bowl appearances and have reached postseason play in 22 of the last 23 years.



The Vols have played in 28 January bowls, including
7 Sugar Bowls
5 Cotton Bowls
4 Orange Bowls
4 Citrus Bowls
3 Fiesta Bowls
2 Rose Bowls
2 Peach Bowls
1 Hall of Fame Bowl



Waiting to board their train for the 1939 Orange Bowl are Vol players (left to right) Abe Shires, Bob Suffridge, Bowden Wyatt, George Cafego and Babe Wood.

Travis Henry's 81-yard TD dash in the 2001 Cotton Bowl set a Vol bowl record for longest run from scrimmage.

All-America safety Chris White and the Vols knocked off Miami 35-7 in the 1986 Sugar Bowl.

TRADITION

Bowl History

Tennessee Bowl History Paved With Opportunities, Big Plays and National Championship Scenarios

When bowl matchmakers begin the mental calculations leading toward their annual holiday events, Tennessee is one of a select group of universities that always receives thoughtful consideration.

Under Phillip Fulmer, the Vols consistently provide an exciting bowl-game spectacle with high-powered offense and grudging defense. But that's just one of many reasons Tennessee is a bowl promoter's dream.

UT's other irresistible lure is its legions of fans, a collection of devoted supporters who bathe a neutral bowl site in a sea of orange worthy of a game at Neyland Stadium. The Vol faithful are good travelers who arrive at the game site early and make themselves seen and heard until they leave town.

Tennessee has appeared in 44 bowl games, of which a couple stand out as particularly memorable because of the bearing they had on producing two of the school's national championships.

In the early years of wire service polls, the national champion was selected at the end of the regular season. Bowl results were not part of the evaluation process. But Tennessee's Cotton Bowl victory over Texas after the 1950 season was invaluable in paving the way for the crown UT claimed in 1951.

The 20-14 upset of the Longhorns in Dallas on New Year's Day made the Vols the team to beat going into the next season. When the curtain fell on the 1951 campaign, Tennessee had ridden the momentum of its Cotton Bowl triumph to the national title as awarded by both wire service polls.

Forty-seven years later, a bowl game was crucial to another UT national championship claim. In the first officially sanctioned Bowl Championship Series title game, the Vols met Florida State in a matchup of the two top-ranked teams at the close of the season.

Led by the passing of quarterback Tee Martin, the Vols capped an undefeated season by turning back the Seminoles, 23-16, before a capacity crowd at the Tostitos Fiesta Bowl in Tempe, Ariz. National championship pandemonium reigned throughout the night at any place Vol fans were gathered.

The significance of bowl games is in the eye of the individual, however, so you can pick among almost two dozen UT victories for your favorites. Certainly some of the other leaders would include: 1939 Orange Bowl (Vols 17, Oklahoma 0), 1965 Bluebonnet Bowl (Vols 27, Tulsa 6), 1971 Liberty Bowl (Vols 14, Arkansas 13), 1986 Sugar Bowl (Vols 35, Miami 7), 1990 Cotton Bowl (Vols 31, Arkansas 27), 1996 Citrus Bowl (Vols 20, Ohio State 14) and 2002 Citrus Bowl (Vols 45, Michigan 17).



Peerless Price's 79-yard touchdown reception put the finishing touches on the Vols' 23-16 win over Florida State in the Tostitos Fiesta Bowl and capped a 13-0 season for the 1998 national championship.



Hank Lauricella's 75-yard run against Texas in the January 1951 Cotton Bowl gave the Vols the momentum they needed for a successful national championship run the following season.

2004 VOLUNTEERS

Bowl Results/Honors

▶ 1939 ORANGE BOWL vs. Oklahoma (W)	17-0
▶ 1940 ROSE BOWL vs. Southern California (L)	0-14
▶ 1941 SUGAR BOWL vs. Boston College (L)	13-19
▶ 1943 SUGAR BOWL vs. Tulsa (W)	14-7
▶ 1945 ROSE BOWL vs. Southern California (L)	0-25
▶ 1947 ORANGE BOWL vs. Rice (L)	0-8
▶ 1951 COTTON BOWL vs. Texas (W)	20-14
<i>Andy Kozar (RB) Outstanding Back Bud Sherrod (End) Outstanding Lineman</i>	
▶ 1952 SUGAR BOWL vs. Maryland (L)	13-28
▶ 1953 COTTON BOWL vs. Texas (L)	0-16
▶ 1957 SUGAR BOWL vs. Baylor (L)	7-13
▶ 1957 GATOR BOWL vs. Texas A&M (W)	3-0
<i>Bobby Gordon (RB) Most Outstanding Player</i>	
▶ 1965 BLUEBONNET BOWL vs. Tulsa (W)	27-6
<i>Dewey Warren (QB) Offensive MVP Frank Emanuel (LB) Defensive MVP</i>	
▶ 1966 GATOR BOWL vs. Syracuse (W)	18-12
<i>Dewey Warren (QB) Most Outstanding Player</i>	
▶ 1968 ORANGE BOWL vs. Oklahoma (L)	24-26
▶ 1969 COTTON BOWL vs. Texas (L)	13-36
▶ 1969 GATOR BOWL vs. Florida (L)	13-14
<i>Curt Watson (RB) Most Outstanding Player</i>	
▶ 1971 SUGAR BOWL vs. Air Force (W)	34-13
<i>Bobby Scott (QB) Most Outstanding Player</i>	
▶ 1971 LIBERTY BOWL vs. Arkansas (W)	14-13
▶ 1972 BLUEBONNET BOWL vs. Louisiana State (W)	24-17
<i>Condredge Holloway (QB) Offensive MVP Carl Johnson (DE) Defensive MVP</i>	
▶ 1973 GATOR BOWL vs. Texas Tech (L)	19-28
<i>Haskel Stanback (RB) Most Outstanding Player</i>	
▶ 1974 LIBERTY BOWL vs. Maryland (W)	7-3
<i>Mike Gayles (RB) Outstanding Off. Player</i>	



Casey Clausen was named the Most Valuable Player in the Vols' 2002 Florida Citrus Bowl win over Michigan.

▶ 1979 BLUEBONNET BOWL vs. Purdue (L)	22-27
<i>Roland James (DB) Defensive MVP</i>	
▶ 1981 GARDEN STATE BOWL vs. Wisconsin (W)	28-21
<i>Steve Alatorre (QB) Most Valuable Player</i>	
▶ 1982 PEACH BOWL vs. Iowa (L)	22-28
<i>Alan Cockrell (QB) Most Valuable Player</i>	
▶ 1983 FLORIDA CITRUS BOWL vs. Maryland (W)	30-23
<i>Johnnie Jones (RB) Most Valuable Player Alvin Toles (LB) Outstanding Def. Player</i>	
▶ 1984 SUN BOWL vs. Maryland (L)	27-28
<i>Carl Zander (LB) MVP (Lineman)</i>	
▶ 1986 SUGAR BOWL vs. Miami (Fla.) (W)	35-7
<i>Daryl Dickey (QB) Most Outstanding Player</i>	
▶ 1986 LIBERTY BOWL vs. Minnesota (W)	21-14
<i>Jeff Francis (QB) Most Valuable Player Joey Clinkscales (WR) Outstanding Off. Player Dale Jones (LB) Outstanding Def. Player</i>	
▶ 1988 PEACH BOWL vs. Indiana (W)	27-22
<i>Reggie Cobb (RB) Most Valuable Player</i>	
▶ 1990 COTTON BOWL vs. Arkansas (W)	31-27
<i>Chuck Webb (RB) Outstanding Off. Player Carl Pickens (DB) Outstanding Def. Player</i>	
▶ 1991 SUGAR BOWL vs. Virginia (W)	23-22
<i>Andy Kelly (QB) Most Outstanding Player</i>	
▶ 1992 FIESTA BOWL vs. Penn State (L)	17-42

▶ 1993 HALL OF FAME BOWL vs. Boston College (W)	38-23
<i>Heath Shuler (QB) Most Valuable Player</i>	
▶ 1994 FLORIDA CITRUS BOWL vs. Penn State (L)	13-31
<i>Raymond Austin (DB) Outstanding Def. Player</i>	
▶ 1994 GATOR BOWL vs. Virginia Tech (W)	45-23
<i>James Stewart (RB) Most Outstanding Player</i>	
▶ 1996 FLORIDA CITRUS BOWL vs. Ohio State (W)	20-14
<i>Jay Graham (RB) Most Valuable Player Leonard Little (DE) Outstanding Def. Player</i>	
▶ 1997 FLORIDA CITRUS BOWL vs. Northwestern (W)	48-28
<i>Peyton Manning (QB) Most Valuable Player Tyrone Hines (LB) Outstanding Def. Player</i>	
▶ 1998 ORANGE BOWL vs. Nebraska (L)	17-42
<i>Jamal Lewis (RB) UT Most Valuable Player</i>	
▶ 1999 FIESTA BOWL vs. Florida State (W)	23-16
<i>Peerless Price (WR) Offensive MVP Dwayne Goodrich (DB) Defensive MVP</i>	
▶ 2000 FIESTA BOWL vs. Nebraska (L)	21-31
<i>Tee Martin (QB) UT Most Valuable Player</i>	
▶ 2001 COTTON BOWL vs. Kansas State (L)	21-35
▶ 2002 FLORIDA CITRUS BOWL vs. Michigan (W)	45-17
<i>Casey Clausen (QB) Most Valuable Player John Henderson (DT) Outstanding Def. Player</i>	
▶ 2002 PEACH BOWL vs. Maryland (L)	3-30
▶ 2004 PEACH BOWL vs. Clemson (L)	14-27

Bowl Quick Facts

44 Bowl Games: Ranks 2nd all-time
All-Time Bowl Record: 23-21 (3rd-wins)
Most Consecutive Bowl Seasons: 15 (1989-2003) (current)

BOWL (Years)	W-L
Bluebonnet (1965-72-79)	2-1
Cotton (1951-53-69-90-2001)	2-3
Fiesta (1992-99-2000)	1-2
Florida Citrus (1983-94-96-97-2002)	4-1
Garden State (1981)	1-0
Gator (1957-66-69-73-94)	3-2
Hall of Fame (1993)	1-0
Liberty (1971-74-86)	3-0
Orange (1939-47-68-98)	1-3
Peach (1982-88-02-04)	1-3
Rose (1940-45)	0-2
Sugar (1941-43-52-57-71-86-91)	4-3
Sun (1984)	0-1
Totals	23-21

Bowl Records

► Tennessee Individual Records

RUSHING

Attempts — 32, Bobby Gordon vs. Texas A&M, 1957 Gator Bowl
Yards — 250, Chuck Webb vs. Arkansas, 1990 Cotton Bowl
Yards Per Attempt (Min. 10 att.) — 10.6, Travis Henry vs. Kansas State, 2001 Cotton Bowl (17 for 180 yards)
Touchdowns — 3, James Stewart vs. Virginia Tech, 1994 Gator Bowl
Longest Gain — 81, Travis Henry vs. Kansas State, 2001 Cotton Bowl (touchdown)

PASSING

Attempts — 55, Casey Clausen vs. Clemson, 2004 Peach Bowl
Completions — 31, Casey Clausen vs. Clemson, 2004 Peach Bowl
Interceptions — 3, Hank Lauricella vs. Maryland, 1952 Sugar Bowl; Bobby Scott vs. Texas, 1969 Cotton Bowl; Jim Maxwell vs. Arkansas, 1971 Liberty Bowl; Jimmy Streater vs. Purdue, 1979 Bluebonnet Bowl; Casey Clausen vs. Kansas State, 2001 Cotton Bowl
Completion Percentage (Min. 10 att.) — 78.3, Heath Shuler vs. Boston College, 1993 Hall of Fame Bowl (18 of 23)
Yards — 408, Peyton Manning vs. Northwestern, 1997 Florida Citrus Bowl
Yards Per Attempt (Min. 10 att.) — 15.4, Tee Martin vs. Florida State, 1999 Fiesta Bowl (18 for 278 yards)
Touchdown Passes — 4, Peyton Manning vs. Northwestern, 1997 Florida Citrus Bowl
Longest Gain — 84, Andy Kelly to Anthony Morgan vs. Arkansas, 1990 Cotton Bowl (touchdown)

TOTAL OFFENSE

Plays (Rushing and Passing) — 67, Casey Clausen vs. Clemson, 2004 Peach Bowl
Yards (Rushing and Passing) — 416, Peyton Manning vs. Northwestern, 1997 Florida Citrus Bowl
Yards Per Play (Rushing and Passing) (Min. 20 att.) — 10.6, Tee Martin vs. Florida State, 1999 Fiesta Bowl (28 for 297 yards)
Touchdowns Responsible for — 5, Casey Clausen vs. Michigan, 2002 Florida Citrus Bowl (3 passing, 2 rushing)

RECEIVING

Receptions — 11, Anthony Hancock vs. Wisconsin, 1981 Garden State Bowl
Yards — 199, Peerless Price vs. Florida State, 1999 Fiesta Bowl
Yards Per Reception (Min. 3 rec.) — 49.8, Peerless Price vs. Florida State, 1999 Fiesta Bowl (4 for 199 yards)
Touchdowns — 2, Joey Clinkscales vs. Minnesota, 1986 Liberty Bowl; Cory Fleming vs. Boston College, 1993 Hall of Fame Bowl; Joey Kent vs. Northwestern, 1997 Florida Citrus Bowl; Donte' Stallworth vs. Nebraska, 2000 Fiesta Bowl; Kelley Washington vs. Michigan, 2002 Florida Citrus Bowl
Longest Gain — 84, Anthony Morgan from Andy Kelly vs. Arkansas, 1990 Cotton Bowl (touchdown)

PUNTING

Punts — 9, Buster Stephens vs. Southern California, 1945 Rose Bowl
Average (Min. 3 punts) — 52.3, Chris Hogue vs. Nebraska, 1998 Orange Bowl (6 for 314 yards)
Longest Punt — 78, Chris Hogue vs. Nebraska, 1998 Orange Bowl

PUNT RETURNS

Returns — 6, Dale Carter vs. Penn State, 1992 Fiesta Bowl
Yards — 89, Shawn Summers vs. Virginia Tech, 1994 Gator Bowl
Average (Min. 3 ret.) — 29.6, Shawn Summers vs. Virginia Tech, 1994 Gator Bowl (3 for 89 yards)
Longest Return — 62, Eddie Brown vs. Texas Tech, 1973 Gator Bowl
(Note: Deke Brackett returned a punt 75 yards for a touchdown vs. New York University in 1931 New York Charity Game, not a recognized NCAA bowl game)

KICKOFF RETURNS

Returns — 7, Dale Carter vs. Penn State, 1992 Fiesta Bowl
Yards — 132, Dale Carter vs. Penn State, 1992 Fiesta Bowl
Average (Min. 2 ret.) — 57.5, Pete Panuska vs. Maryland, 1984 Sun Bowl (2 for 115 yards)
Longest Return — 100, Pete Panuska vs. Maryland, 1984 Sun Bowl (touchdown)

INTERCEPTIONS

Interceptions — 2, Glenn Gray vs. Tulsa, 1965 Bluebonnet Bowl; Bill Young vs. Syracuse, 1966 Gator Bowl; Conrad Graham vs. Air Force, 1971 Sugar Bowl; Lee Jenkins vs. Wisconsin, 1981 Garden State Bowl; Dale Carter vs. Virginia, 1991 Sugar Bowl
Yards — 78, Jabari Greer vs. Kansas State, 2001 Cotton Bowl
Longest Return — 78, Jabari Greer vs. Kansas State, 2001 Cotton Bowl (touchdown)

ALL-PURPOSE

Plays (Rushing, Receiving, All Returns) — 35, Bobby Gordon vs. Texas A&M, 1957 Gator Bowl
Yards — 250, Chuck Webb vs. Arkansas, 1990 Cotton Bowl
Yards Per Play (Min. 10 plays) — 14.6, Donte' Stallworth vs. Michigan, 2002 Florida Citrus Bowl (13 for 190 yards)

SCORING

Points — 18, James Stewart vs. Virginia Tech, 1994 Gator Bowl
Points by Kicking — 12, Jeff Hall vs. Northwestern, 1997 Florida Citrus Bowl
Points Responsible for — 30, Casey Clausen vs. Michigan, 2002 Florida Citrus Bowl (18 passing, 12 rushing)
Touchdowns — 3, James Stewart vs. Virginia Tech, 1994 Gator Bowl
Point-After-Touchdowns Attempted — 6, John Becksvort vs. Virginia Tech, 1994 Gator Bowl; Jeff Hall vs. Northwestern, 1997 Florida Citrus Bowl; Alex Walls vs. Michigan, 2002 Florida Citrus Bowl
Point-After-Touchdowns Made — 6, John Becksvort vs. Virginia Tech, 1994 Gator Bowl; Jeff Hall vs. Northwestern, 1997 Florida Citrus Bowl; Alex Walls vs. Michigan, 2002 Florida Citrus Bowl
Field Goals Attempted — 5, George Hunt vs. Air Force, 1971 Sugar Bowl
Field Goals Made — 2, Gary Wright vs. Syracuse, 1966 Gator Bowl; George Hunt vs. Florida, 1969 Gator Bowl, and vs. Air Force, 1971 Sugar Bowl; Ricky Townsend vs. Texas Tech, 1973 Gator Bowl; Fuad Reveiz vs. Wisconsin, 1981 Garden State Bowl, and vs. Maryland, 1984 Sun Bowl; John Becksvort vs. Penn State, 1994 Florida Citrus Bowl; Jeff Hall vs. Ohio State, 1996 Florida Citrus Bowl, and vs. Northwestern, 1997 Florida Citrus Bowl
Longest Made Field Goal — 52, Fuad Reveiz vs. Maryland, 1984 Sun Bowl

TACKLES

Tackles — 20, Carl Zander vs. Maryland, 1984 Sun Bowl
Tackles for Loss — 4, Reggie McKenzie vs. Maryland, 1984 Sun Bowl; Corey Terry vs. Northwestern, 1997 Florida Citrus Bowl
Sacks — 4.5, Reggie McKenzie vs. Maryland, 1984 Sun Bowl
Passes Broken Up — 4, Conrad Graham vs. LSU, 1972 Bluebonnet Bowl; Andre Creamer vs. Miami (Fla.), 1986 Sugar Bowl; Dale Carter vs. Virginia, 1991 Sugar Bowl; Darryl Hardy vs. Virginia, 1991 Sugar Bowl



Chuck Webb gained 250 yards and scored two touchdowns in the 1990 Cotton Bowl to set the single-game rushing mark.

► Tennessee Team Records

RUSHING

Attempts — 55 vs. Texas, 1951 Cotton Bowl
Fewest Attempts — 21 vs. Nebraska, 1998 Orange Bowl
Yards — 320 vs. Arkansas, 1990 Cotton Bowl
Fewest Yards — Minus 14 vs. Texas, 1953 Cotton Bowl
Yards Per Attempt — 8.4 vs. Arkansas, 1990 Cotton Bowl (38 for 320 yards)
Fewest Yards Per Attempt — Minus 0.5 vs. Texas, 1953 Cotton Bowl (29 for minus 14 yards)

PASSING

Attempts — 56, Tennessee vs. Clemson, 2004 Peach Bowl
Fewest Attempts — 6 vs. Texas, 1953 Sugar Bowl; Texas A&M, 1957 Gator Bowl
Completions — 31, Tennessee vs. Clemson, 2004 Peach Bowl
Fewest Completions — 1 vs. Baylor, 1957 Sugar Bowl
Interceptions — 4 vs. Rice, 1947 Orange Bowl; Maryland, 1952 Sugar Bowl; Baylor, 1957 Sugar Bowl
Completion Percentage — 77.8 vs. Indiana, 1988 Peach Bowl (21 of 27)
Lowest Completion Percentage — 10.0 vs. Baylor, 1957 Sugar Bowl, (1 of 10)
Yards — 408 vs. Northwestern, 1997 Florida Citrus Bowl
Fewest Yards — 16 vs. Baylor, 1957 Sugar Bowl
Yards Per Attempt — 14.6 vs. Florida State, 1999 Fiesta Bowl (19 for 278 yards)
Fewest Yards Per Attempt — 1.2 vs. Southern California, 1945 Rose Bowl (14 for 17 yards)
Touchdown Passes — 4 vs. Northwestern, 1997 Florida Citrus Bowl

TOTAL OFFENSE

Plays (Rushing and Passing) — 88 vs. Air Force, 1971 Sugar Bowl; Penn State, 1992 Fiesta Bowl
Fewest Plays (Rushing and Passing) — 35 vs. Texas, 1953 Cotton Bowl
Yards (Rushing and Passing) — 523 vs. Northwestern, 1997 Florida Citrus Bowl
Fewest Yards (Rushing and Passing) — 32 vs. Texas, 1953 Cotton Bowl
Yards Per Play (Rushing and Passing) — 7.7 vs. Arkansas, 1990 Cotton Bowl (61 for 470 yards)
Fewest Yards Per Play (Rushing and Passing) — 0.9 vs. Texas, 1953 Cotton Bowl (35 for 32 yards)

PUNTING

Punts — 15 vs. Rice, 1947 Orange Bowl
Fewest Punts — 1 vs. Maryland, 1983 Florida Citrus Bowl
Average — 52.3 vs. Nebraska, 1998 Orange Bowl (6 for 314 yards)
Lowest Average — 15.0 vs. Florida, 1969 Gator Bowl (2 for 30 yards)

PUNT RETURNS

Returns — 6 vs. Oklahoma, 1939 Orange Bowl; Air Force, 1971 Sugar Bowl; Penn State, 1992 Fiesta Bowl
Yards — 89 vs. Virginia Tech, 1994 Gator Bowl
Average (Min. 3 ret.) — 29.6 vs. Virginia Tech, 1994 Gator Bowl (3 for 89 yards)

KICKOFF RETURNS

Returns — 7 vs. Penn State, 1992 Fiesta Bowl
Yards — 170 vs. Maryland, 1984 Sun Bowl
Average (Min. 3 ret.) — 42.5 vs. Maryland, 1984 Sun Bowl (4 for 170 yards)

INTERCEPTIONS

Interceptions — 4 vs. Tulsa, 1965 Bluebonnet Bowl; Air Force, 1971 Sugar Bowl; Miami (Florida), 1986 Sugar Bowl; Northwestern, 1997 Florida Citrus Bowl
Yards — 104 vs. Arkansas, 1971 Liberty Bowl

TURNOVERS

Turnovers Lost — 6 vs. Maryland, 1952 Sugar Bowl (2 fumbles, 4 interceptions)

FUMBLES

Fumbles — 7 vs. Air Force, 1971 Sugar Bowl
Fumbles Lost — 3 vs. Texas, 1953 Cotton Bowl; Air Force, 1971 Sugar Bowl; Penn State, 1992 Fiesta Bowl

PENALTIES

Penalties — 16 vs. Oklahoma, 1939 Orange Bowl
Fewest Penalties — 1 vs. Texas Tech, 1973 Gator Bowl; Maryland, 1983 Florida Citrus Bowl
Penalty Yards — 130 vs. Oklahoma, 1939 Orange Bowl
Fewest Penalty Yards — 3 vs. Texas Tech, 1973 Gator Bowl

FIRST DOWNS

First Downs — 29 vs. Northwestern, 1997 Florida Citrus Bowl
Fewest First Downs — 5 vs. Rice, 1947 Orange Bowl
First Downs, Rushing — 15 vs. Texas, 1951 Cotton Bowl; Indiana, 1988 Peach Bowl
First Downs, Passing — 23 vs. Northwestern, 1997 Florida Citrus Bowl
First Downs, Penalty — 4 vs. Florida State, 1999 Fiesta Bowl

SCORING

Points — 48 vs. Northwestern, 1997 Florida Citrus Bowl
Fewest Points — 0 vs. Southern California, 1940 Rose Bowl; Southern California, 1945 Rose Bowl; Rice, 1947 Orange Bowl; Texas, 1953 Cotton Bowl
Points, Quarter — 24 vs. Air Force, 1971 Sugar Bowl (first)
Points, Half — 35 vs. Virginia Tech, 1994 Gator Bowl (first)
Touchdowns — 6 vs. Virginia Tech, 1994 Gator Bowl; Northwestern, 1997 Florida Citrus Bowl; Michigan, 2002 Florida Citrus Bowl
Field Goals Attempted — 5 vs. Air Force, 1971 Sugar Bowl
Field Goals Made — 2 vs. Syracuse, 1966 Gator Bowl; Florida, 1969 Gator Bowl; Air Force, 1971 Sugar Bowl; Texas Tech, 1973 Gator Bowl; Wisconsin, 1981 Garden State Bowl; Maryland, 1984 Sun Bowl; Penn State, 1994 Florida Citrus Bowl; Ohio State, 1996 Florida Citrus Bowl; Northwestern, 1997 Florida Citrus Bowl
Margin of Victory — 28 vs. Miami (Florida), 1996 Sugar Bowl (35-7); Michigan, 2002 Florida Citrus Bowl (45-17)
Margin of Defeat — 27 vs. Maryland, 2002 Peach Bowl (30-3)
Largest Margin Overcome to Win — 16 vs. Virginia, 1991 Sugar Bowl (trailed 16-0, won 23-22)
Largest Lead Relinquished in Loss — 21 vs. Maryland, 1984 Sun Bowl (led 21-0, lost 28-27)

► Opponent Individual Records

RUSHING

Attempts — 29, Floyd Little, Syracuse, 1966 Gator Bowl; Ahman Green, Nebraska, 1998 Orange Bowl
Yards — 216, Floyd Little, Syracuse, 1966 Gator Bowl
Yards Per Attempt (Min. 10 att.) — 10.3, Don Burnside, 1945 Southern California, Rose Bowl (12 for 123 yards)
Touchdowns — 3, Scott Frost, Nebraska, 1998 Orange Bowl
Longest Gain — 70, James Mosley, Texas Tech, 1973 Gator Bowl
Two Rushers, Same Team, Each Gaining 100 Yards — Floyd Little (216) & Larry Csonka (114), Syracuse, 1966 Gator Bowl; James Rouse (134) & Barry Foster (103), Arkansas, 1990 Cotton Bowl

PASSING

Attempts — 47, Bill Anderson, Tulsa, 1965 Bluebonnet Bowl
Completions — 25, Steve Schnur, Northwestern, 1997 Florida Citrus Bowl
Consecutive Completions — 9, Glenn Dobbs, Tulsa, 1943 Sugar Bowl
Interceptions — 4, Bill Anderson, Tulsa, 1965 Bluebonnet Bowl; Bob Parker, Air Force, 1971 Sugar Bowl
Completion Percentage (Min. 10 att.) — 75.0, Scott Frost, Nebraska, 1998 Orange Bowl (9 of 12)
Yards — 304, Chuck Long, Iowa, 1982 Peach Bowl
Yards Per Attempt (Min. 10 att.) — 15.4, James Street, Texas, 1969 Cotton Bowl (13 for 200 yards)
Touchdown Passes — 4, Tony Sacca, Penn State, 1992 Fiesta Bowl
Longest Gain — 79, James Street to Cotton Speyrer, Texas, 1969 Cotton Bowl, (touchdown); Joe Barnes to Lawrence Williams, Texas Tech, 1973 Gator Bowl (touchdown)

TOTAL OFFENSE

Plays (Rushing and Passing) — 52, Bill Anderson, Tulsa, 1965 Bluebonnet Bowl; Bob Parker, Air Force, 1971 Sugar Bowl; Glenn Foley, Boston College, 1993 Hall of Fame Bowl; Steve Schnur, Northwestern, 1997 Florida Citrus Bowl
Yards (Rushing and Passing) — 308, Jon Beasley, Kansas State, 2001 Cotton Bowl
Yards Per Play (Rushing and Passing) (Min. 20 att.) — 9.5, James Street, Texas, 1969 Cotton Bowl (25 for 238 yards)
Longest Gain — 79, Cotton Speyrer from James Street, Texas, 1969 Cotton Bowl (touchdown); Lawrence Williams from Joe Barnes, Texas Tech, 1973 Gator Bowl

RECEIVING

Receptions — 10, Paul Bassa, Air Force, 1971 Sugar Bowl; D'Wayne Bates and Brian Musso, Northwestern, 1997 Florida Citrus Bowl
Yards — 168, Dave Moritz, Iowa, 1982 Peach Bowl
Yards Per Reception (Min. 3 rec.) — 32.2, Cotton Speyrer, 1969 Cotton Bowl (5 for 161 yards)
Touchdowns — 2, Cotton Speyrer, 1969 Cotton Bowl; Dave Young, Purdue, 1979 Bluebonnet Bowl; Ronnie Harmon, Iowa, 1982 Peach Bowl; Pete Mitchell, Boston

Bowl Records

College, 1993 Hall of Fame Bowl; Quincy Morgan, Kansas State, 2001 Cotton Bowl
Longest Gain — 79, Cotton Speyrer from James Street, Texas, 1969 Cotton Bowl (touchdown); Lawrence Williams from Joe Barnes, Texas Tech, 1973 Gator Bowl

PUNTING

Punts — 13, Hugh McCullough, Oklahoma, 1939 Orange Bowl; Hugh Keeney, Rice, 1947 Orange Bowl
Average (Min. 3 punts) — 50.3, Brooks Bernard, Maryland, 2002 Peach Bowl (3 for 151 yards)
Longest Punt — 78, Glenn Dobbs, Tulsa, 1943 Sugar Bowl

PUNT RETURNS

Returns — 6, Dimitrios Stanley, Ohio State, 1996 Florida Citrus Bowl
Yards — 95, Steve Suter, Maryland, 2002 Peach Bowl
Average (Min. 3 ret.) — 23.8, Steve Suter, Maryland, 2002 Peach Bowl (4 for 95 yards)
Longest Return — 63, Bob Smith, Maryland, 1974 Liberty Bowl

KICKOFF RETURNS

Returns — 8, Todd Howard, Michigan, 2002 Florida Citrus Bowl
Yards — 181, Tommy Neal, Maryland, 1983 Florida Citrus Bowl
Average (Min. 2 ret.) — 36.2, Tommy Neal, Maryland, 1983 Florida Citrus Bowl (5 for 181 yards)
Longest Return — 80, Tommy Neal, Maryland, 1983 Florida Citrus Bowl

INTERCEPTIONS

Interceptions — 3, Louis Campbell, Arkansas, 1971 Liberty Bowl
Yards — 54, Curome Cox, Maryland, 2002 Peach Bowl
Longest Return — 54, Curome Cox, Maryland, 2002 Peach Bowl (touchdown)

ALL-PURPOSE

Plays (Rushing, Receiving, All Returns) — 36, Floyd Little, Syracuse, 1966 Gator Bowl
Yards — 276, Floyd Little, Syracuse, 1966 Gator Bowl
Yards Per Play (Min. 10 plays) — 22.4, Ernie Jones, Indiana, 1988 Peach Bowl (11 for 246 yards)

SCORING

Points — 18, Scott Frost, Nebraska, 1998 Orange Bowl
Points by Kicking — 15, Jess Atkinson, Maryland, 1983 Florida Citrus Bowl
Touchdowns — 3, Scott Frost, Nebraska, 1998 Orange Bowl
Point-After-Touchdowns Attempted — 6, Craig Fayak, Penn State, 1992 Fiesta Bowl; Kris Brown, Nebraska, 1998 Orange Bowl
Point-After-Touchdowns Made — 6, Craig Fayak, Penn State, 1992 Fiesta Bowl; Kris Brown, Nebraska, 1998 Orange Bowl
Field Goals Attempted — 6, Jess Atkinson, Maryland, 1983 Florida Citrus Bowl
Field Goals Made — 5, Jess Atkinson, Maryland, 1983 Florida Citrus Bowl
Longest Made Field Goal — 52, Pete Stoyanovich, Indiana, 1988 Peach Bowl

TACKLES

Tackles — 17, Eric Wilson, Maryland, 1983 Florida Citrus Bowl
Tackles for Loss — 4, Matt Finkes, Ohio State, 1996 Florida Citrus Bowl; E.J. Henderson, Maryland, 2002 Peach Bowl
Sacks — 2, Aaron Wills, Nebraska, 2000 Fiesta Bowl; Chris Johnson, Kansas State, 2001 Cotton Bowl; E.J. Henderson, Maryland, 2002 Peach Bowl
Passes Broken Up — 4, Tom Campbell, Texas, 1969 Cotton Bowl; Matt VandenBoom, Wisconsin, 1981 Garden State

► Opponent Team Records

RUSHING

Attempts — 78, Texas, 1953 Cotton Bowl
Fewest Attempts — 16, Oklahoma, 1939 Orange Bowl
Yards — 409, Nebraska, 1998 Orange Bowl
Fewest Yards — Minus 39, Tulsa, 1943 Sugar Bowl
Yards Per Attempt — 6.1, Syracuse, 1966 Gator Bowl (57 for 348 yards)
Fewest Yards Per Attempt — Minus 0.5, Air Force, 1971 Sugar Bowl (24 for minus 12 yards)

PASSING

Attempts — 51, Northwestern, 1997 Florida Citrus Bowl
Fewest Attempts — 4, Rice, 1947 Orange Bowl
Completions — 27, Northwestern, 1997 Florida Citrus Bowl
Fewest Completions — 0, Rice, 1947 Orange Bowl
Interceptions — 4, Tulsa, 1965 Bluebonnet Bowl; Air Force, 1971 Sugar Bowl; Miami (Florida), 1986 Sugar Bowl; Northwestern, 1997 Florida Citrus Bowl
Completion Percentage — 75.0, Nebraska, 1998 Orange Bowl (9 of 12)
Lowest Completion Percentage — 0.0, Rice, 1947 Orange Bowl (0 of 4)
Yards — 343, Michigan, 2002 Florida Citrus Bowl
Fewest Yards — 0, Rice, 1947 Orange Bowl
Yards Per Attempt — 16.7, Texas, 1969 Cotton Bowl (14 for 234 yards)

Fewest Yards Per Attempt — 0.0, Rice, 1947 Orange Bowl (4 for 0 yards)
Touchdown Passes — 4, Penn State, 1992 Fiesta Bowl

TOTAL OFFENSE

Plays (Rushing and Passing) — 94, Arkansas, 1990 Cotton Bowl
Fewest Plays (Rushing and Passing) — 43, Oklahoma, 1939 Orange Bowl
Yards (Rushing and Passing) — 568, Arkansas, 1990 Cotton Bowl
Fewest Yards (Rushing and Passing) — 94, Oklahoma, 1939 Orange Bowl
Yards Per Play (Rushing and Passing) — 6.9, Texas, 1969 Cotton Bowl (74 for 513 yards)
Fewest Yards Per Play (Rushing and Passing) — 2.2, Oklahoma, 1939 Orange Bowl (43 for 94 yards)

PUNTING

Punts — 14, Tulsa, 1943 Sugar Bowl
Fewest Punts — 0, Maryland, 1983 Florida Citrus Bowl
Average — 50.3, Maryland, 2002 Peach Bowl (3 for 151 yards)
Lowest Average — 29.3, Texas, 1951 Cotton Bowl (7 for 205 yards)

PUNT RETURNS

Returns — 7, Oklahoma, 1939 Orange Bowl; Southern California, 1940 Rose Bowl
Yards — 95, Maryland, 2002 Peach Bowl
Average (Min. 3 ret.) — 23.8, Maryland, 2002 Peach Bowl (4 for 95 yards)

KICKOFF RETURNS

Returns — 8, Michigan, 2002 Florida Citrus Bowl
Yards — 181, Maryland, 1983 Florida Citrus Bowl
Average (Min. 3 ret.) — 36.2, Maryland, 1983 Florida Citrus Bowl (5 for 181 yards)

INTERCEPTIONS

Interceptions — 4, Rice, 1947 Orange Bowl; Maryland, 1952 Sugar Bowl; Baylor, 1957 Sugar Bowl
Yards — 70, Maryland, 1952 Sugar Bowl

TURNOVERS

Turnovers Lost — 8, Air Force, 1971 Sugar Bowl (4 fumbles, 4 interceptions)

FUMBLES

Fumbles — 7, Maryland, 1952 Sugar Bowl; Air Force, 1971 Sugar Bowl
Fumbles Lost — 4, Air Force, 1971 Sugar Bowl

PENALTIES

Penalties — 15, Miami (Florida), 1986 Sugar Bowl
Fewest Penalties — 0, Air Force, 1971 Sugar Bowl
Penalty Yards — 120, Maryland, 1952 Sugar Bowl; Miami (Florida), 1986 Sugar Bowl
Fewest Penalty Yards — 0, Air Force, 1971 Sugar Bowl

FIRST DOWNS

First Downs — 31, Purdue, 1979 Bluebonnet Bowl; Arkansas, 1990 Cotton Bowl
Fewest First Downs — 8, Texas A&M, 1957 Gator Bowl
First Downs, Rushing — 22, Nebraska, 1998 Orange Bowl
First Downs, Passing — 14, Iowa, 1982 Peach Bowl; Boston College, 1993 Hall of Fame Bowl
First Downs, Penalty — 6, Clemson vs. Tennessee, 2004 Peach Bowl

SCORING

Points — 42, Penn State, 1992 Fiesta Bowl; Nebraska, 1998 Orange Bowl
Fewest Points — 0, Texas A&M, 1957 Gator Bowl
Points, Quarter — 22, Maryland, 1984 Sun Bowl (third)
Points, Half — 35, Penn State, 1992 Fiesta Bowl (second)
Touchdowns — 6, Penn State, 1992 Fiesta Bowl; Nebraska, 1998 Orange Bowl
Field Goals Attempted — 6, Maryland, 1983 Florida Citrus Bowl
Field Goals Made — 5, Maryland, 1983 Florida Citrus Bowl

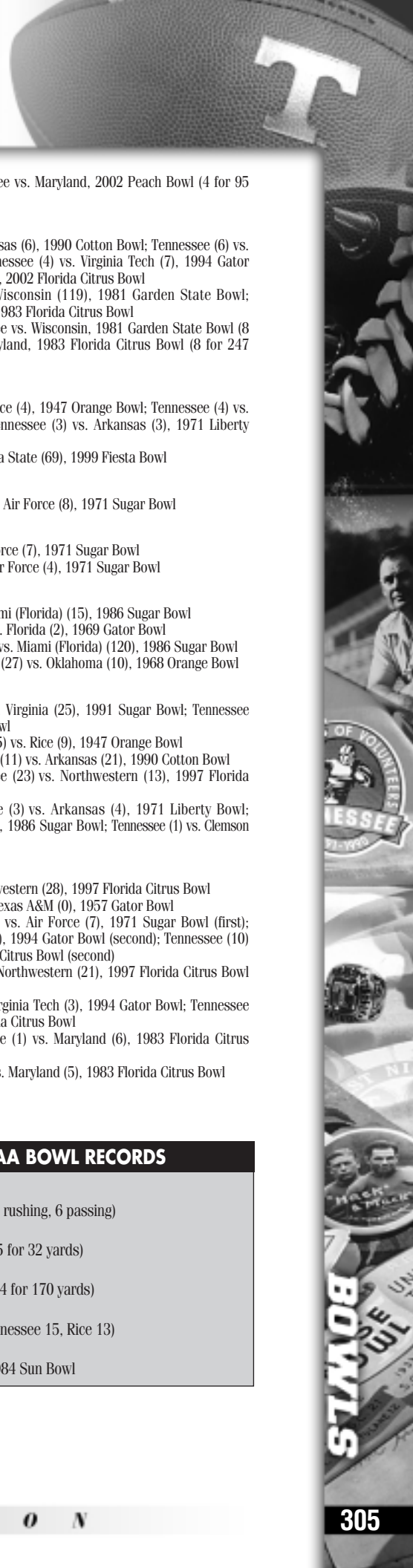
► Both Teams Records

RUSHING

Attempts — 110, Tennessee (38) vs. Arkansas (72), 1990 Cotton Bowl
Fewest Attempts — 60, Tennessee (32) vs. Northwestern (28), 1997 Florida Citrus Bowl; Tennessee (26) vs. Clemson (34), 2004 Peach Bowl
Yards — 681, Tennessee (320) vs. Arkansas (361), 1990 Cotton Bowl
Fewest Yards — 74, Tennessee (86) vs. Air Force (minus 12), 1971 Sugar Bowl

PASSING

Attempts — 96, Tennessee (56) vs. Clemson (40), 2004 Peach Bowl
Fewest Attempts — 14, Tennessee (6) vs. Texas (8), 1953 Cotton Bowl; Tennessee (6) vs. Texas A&M (8), 1957 Gator Bowl
Completions — 54, Tennessee (27) vs. Northwestern (27), 1997 Florida Citrus Bowl
Fewest Completions — 4, Tennessee (4) vs. Rice (0), 1947 Orange Bowl; Tennessee (1) vs. Baylor (3), 1957 Sugar Bowl



Interceptions — 6, Tennessee (4) vs. Rice (2), 1947 Orange Bowl; Tennessee (2) vs. Air Force (4), 1971 Sugar Bowl; Tennessee (3), Arkansas (3), 1971 Liberty Bowl
 Yards — 650, Tennessee (408) vs. Northwestern (242), 1997 Florida Citrus Bowl
 Fewest Yards — 32, Tennessee (32) vs. Rice (0), 1947 Orange Bowl
 Touchdown Passes — 6, Tennessee (4) vs. Northwestern (2), 1997 Florida Citrus Bowl

TOTAL OFFENSE

Plays (Rushing and Passing) — 169, Tennessee (77) vs. Purdue (92), 1979 Bluebonnet Bowl
 Fewest Plays (Rushing and Passing) — 107, Tennessee (64) vs. Oklahoma (43), 1939 Orange Bowl
 Yards (Rushing and Passing) — 1,038, Tennessee (470) vs. Arkansas (568), 1990 Cotton Bowl
 Fewest Yards (Rushing and Passing) — 333, Tennessee (32) vs. Texas (301), 1953 Cotton Bowl
 Yards Per Play (Rushing and Passing) — 6.7, Tennessee vs. Arkansas, 1990 Cotton Bowl (155 for 1,038 yards)
 Fewest Yards Per Play (Rushing and Passing) — 2.8, Tennessee vs. Texas, 1953 Cotton Bowl (121 for 333 yards)

PUNTING

Punts — 28, Tennessee (15) vs. Rice (13), 1947 Cotton Bowl
 Fewest Punts — 1, Tennessee (1) vs. Maryland (0), 1983 Florida Citrus Bowl
 Average — 48.6, Tennessee vs. Maryland, 2002 Peach Bowl (9 for 437 yards)
 Lowest Average — 27.9, Tennessee vs. Florida, 1969 Gator Bowl (9 for 251 yards)

PUNT RETURNS

Returns — 13, Tennessee (6) vs. Oklahoma (7), 1939 Orange Bowl
 Yards — 130, Tennessee (54) vs. Maryland (76), 1974 Liberty Bowl



Phillip Fulmer earned his first bowl victory when the Vols topped Boston College 38-23 at the 1993 Hall of Fame Bowl. Fulmer's record in bowl games is 6-5.

Average (Min. 3 ret.) — 23.8, Tennessee vs. Maryland, 2002 Peach Bowl (4 for 95 yards)

KICKOFF RETURNS

Returns — 11, Tennessee (5) vs. Arkansas (6), 1990 Cotton Bowl; Tennessee (6) vs. Virginia (5), 1991 Sugar Bowl; Tennessee (4) vs. Virginia Tech (7), 1994 Gator Bowl; Tennessee (3) vs. Michigan (8), 2002 Florida Citrus Bowl
 Yards — 247, Tennessee (128) vs. Wisconsin (119), 1981 Garden State Bowl; Tennessee (66) vs. Maryland (181), 1983 Florida Citrus Bowl
 Average (Min. 3 ret.) — 30.9, Tennessee vs. Wisconsin, 1981 Garden State Bowl (8 for 247 yards); Tennessee vs. Maryland, 1983 Florida Citrus Bowl (8 for 247 yards)

INTERCEPTIONS

Interceptions — 6, Tennessee (2) vs. Rice (4), 1947 Orange Bowl; Tennessee (4) vs. Air Force (2), 1971 Sugar Bowl; Tennessee (3) vs. Arkansas (3), 1971 Liberty Bowl
 Yards — 143, Tennessee (74) vs. Florida State (69), 1999 Fiesta Bowl

TURNOVERS

Turnovers Lost — 13, Tennessee (5) vs. Air Force (8), 1971 Sugar Bowl

FUMBLES

Fumbles — 14, Tennessee (7) vs. Air Force (7), 1971 Sugar Bowl
 Fumbles Lost — 7, Tennessee (3) vs. Air Force (4), 1971 Sugar Bowl

PENALTIES

Penalties — 26, Tennessee (11) vs. Miami (Florida) (15), 1986 Sugar Bowl
 Fewest Penalties — 5, Tennessee (3) vs. Florida (2), 1969 Gator Bowl
 Penalty Yards — 245, Tennessee (125) vs. Miami (Florida) (120), 1986 Sugar Bowl
 Fewest Penalty Yards — 37, Tennessee (27) vs. Oklahoma (10), 1968 Orange Bowl

FIRST DOWNS

First Downs — 53, Tennessee (28) vs. Virginia (25), 1991 Sugar Bowl; Tennessee (28) vs. Clemson (25), 2004 Peach Bowl
 Fewest First Downs — 14, Tennessee (5) vs. Rice (9), 1947 Orange Bowl
 First Downs, Rushing — 32, Tennessee (11) vs. Arkansas (21), 1990 Cotton Bowl
 First Downs, Passing — 36, Tennessee (23) vs. Northwestern (13), 1997 Florida Citrus Bowl
 First Downs, Penalty — 7, Tennessee (3) vs. Arkansas (4), 1971 Liberty Bowl; Tennessee (2) vs. Miami (Florida) (5), 1986 Sugar Bowl; Tennessee (1) vs. Clemson (6), 2004 Peach Bowl

SCORING

Points — 76, Tennessee (48) vs. Northwestern (28), 1997 Florida Citrus Bowl
 Fewest Points — 3, Tennessee (3) vs. Texas A&M (0), 1957 Gator Bowl
 Points, Quarter — 31, Tennessee (24) vs. Air Force (7), 1971 Sugar Bowl (first); Tennessee (21) vs. Virginia Tech (10), 1994 Gator Bowl (second); Tennessee (10) vs. Northwestern (21), 1997 Florida Citrus Bowl (second)
 Points, Half — 52, Tennessee (31) vs. Northwestern (21), 1997 Florida Citrus Bowl (first)
 Touchdowns — 9, Tennessee (6) vs. Virginia Tech (3), 1994 Gator Bowl; Tennessee (6) vs. Northwestern (3), 1997 Florida Citrus Bowl
 Field Goals Attempted — 7, Tennessee (1) vs. Maryland (6), 1983 Florida Citrus Bowl
 Field Goals Made — 6, Tennessee (1) vs. Maryland (5), 1983 Florida Citrus Bowl

TENNESSEE NCAA BOWL RECORDS	
Fewest Plays	35 - 1953 Cotton Bowl vs. Texas (29 rushing, 6 passing)
Fewest Yards Per Play	0.9 - 1953 Cotton Bowl vs. Texas (35 for 32 yards)
Kickoff Return Average	42.5 - 1984 Sun Bowl vs. Maryland (4 for 170 yards)
Punts, Both Teams (tied)	28 - 1947 Orange Bowl vs. Rice (Tennessee 15, Rice 13)
Longest Kickoff Return (tied)	100 - Pete Panuska vs. Maryland, 1984 Sun Bowl

Bowl Superlatives

100-YARD BOWL RUSHERS

Player	Year	Game	Yards
1. Chuck Webb	1990	Cotton Bowl vs. Arkansas	250
2. Travis Henry	2001	Cotton Bowl vs. Kansas State	180
3. Jay Graham	1996	Citrus Bowl vs. Ohio State	154
Johnnie Jones	1983	Citrus Bowl vs. Maryland	154
5. Tony Thompson	1991	Sugar Bowl vs. Virginia	151
6. Reggie Cobb	1988	Peach Bowl vs. Indiana	146
7. Hank Lauricella	1951	Cotton Bowl vs. Texas	131
8. Curt Watson	1969	Gator Bowl vs. Florida	121
9. Mike Gayles	1974	Liberty Bowl vs. Maryland	106
10. Chuck Coleman	1982	Peach Bowl vs. Iowa	102
Jeff Powell	1986	Sugar Bowl vs. Miami	102

200-YARD BOWL PASSERS

Player	Year	Game	Yards
1. Peyton Manning	1997	Florida Citrus Bowl vs. Northwestern	408
2. Casey Clausen	2002	Florida Citrus Bowl vs. Michigan	393
3. Casey Clausen	2004	Peach Bowl vs. Clemson	384
4. Steve Alatorre	1981	Garden State Bowl vs. Wisconsin	315
5. Bobby Scott	1971	Sugar Bowl vs. Air Force	288
6. Tee Martin	1999	Fiesta Bowl vs. Florida State	278
7. Andy Kelly	1992	Fiesta Bowl vs. Penn State	273
Andy Kelly	1991	Sugar Bowl vs. Virginia	273
9. Heath Shuler	1993	Hall of Fame Bowl vs. Boston College	245
10. Dewey Warren	1966	Gator Bowl vs. Syracuse	244
11. Jeff Francis	1986	Liberty Bowl vs. Minnesota	243
12. Jeff Francis	1988	Peach Bowl vs. Indiana	225
13. Alan Cockrell	1982	Peach Bowl vs. Iowa	221

100-YARD BOWL RECEIVERS

Player	Year	Game	Yards
1. Peerless Price	1999	Fiesta Bowl vs. Florida State	199
2. Anthony Hancock	1981	Garden State Bowl vs. Wisconsin	196
3. Jason Witten	2002	Florida Citrus Bowl vs. Michigan	125
4. Joey Kent	1997	Florida Citrus Bowl vs. Northwestern	122
5. Donté Stallworth	2002	Florida Citrus Bowl vs. Michigan	119
6. Peerless Price	1997	Florida Citrus Bowl vs. Northwestern	110
7. Joey Kent	1996	Florida Citrus Bowl vs. Ohio State	109
8. Donté Stallworth	2000	Fiesta Bowl vs. Nebraska	108

TOTAL OFFENSE BOWL LEADERS

Player	Year	Game	Yards
1. Peyton Manning	1997	Florida Citrus Bowl vs. Northwestern	416
2. Casey Clausen	2004	Peach Bowl vs. Clemson	386
3. Casey Clausen	2002	Florida Citrus Bowl vs. Michigan	379
4. Tee Martin	1999	Fiesta Bowl vs. Florida State	297
5. Steve Alatorre	1981	Garden State Bowl vs. Wisconsin	290

ALL-PURPOSE YARDAGE BOWL LEADERS

Player	Year	Game	Yards
1. Chuck Webb	1990	Cotton Bowl vs. Arkansas	250
2. Peerless Price	1999	Fiesta Bowl vs. Florida State	242
3. Anthony Hancock	1981	Garden State Bowl vs. Wisconsin	205
4. Travis Henry	2001	Cotton Bowl vs. Kansas State	191
5. Donté Stallworth	2002	Florida Citrus Bowl vs. Michigan	190



Peyton Manning's 408-yard passing performance against Northwestern in the 1997 Florida Citrus Bowl places him atop Tennessee's all-time bowl passing list.


NCAA BOWL WINS/APPEARANCES LEADERS

APPEARANCES		WINS	
1. Alabama.....	51	1. Alabama.....	29
2. TENNESSEE.....	44	2. Southern California.....	27
3. Texas.....	43	3. TENNESSEE.....	23
4. Nebraska.....	42	Oklahoma.....	23
Southern California.....	42	Penn State.....	23
6. Georgia.....	39	6. Georgia.....	21
7. Oklahoma.....	37	Georgia Tech.....	21
Penn State.....	37	Nebraska.....	21
9. LSU.....	35	9. Texas.....	20
Michigan.....	35	10. Mississippi.....	19
Ohio State.....	35	11. Florida State.....	18
12. Arkansas.....	34	Michigan.....	18
13. Florida State.....	32	13. LSU.....	17
Georgia Tech.....	32	14. Auburn.....	16
14. Florida.....	31	Miami (Fla.).....	16
Mississippi.....	31	Ohio State.....	16

2004 VOLUNTEERS

Bowl Results

NEW YORK CHARITY GAME



DEC. 5, 1931

TENNESSEE 13 NEW YORK U. 0

NEW YORK — It didn't count, at least according to NCAA statisticians, but Tennessee's first post-season bowl appearance came in the 1931 Charity Bowl game at Yankee Stadium.

The game was set up by New York City Mayor Jimmy Walker and was an intersectional clash between the Vols and the Violets of New York University. The Vols were 8-0-1 in 1931, with a 6-6 deadlock against Kentucky marring an otherwise perfect season.

It was Capt. Neyland's sixth year at the Vol helm and the Vols had compiled a 52-2-4 overall through the end of the 1931 season.

Herman Hickman's sensational defensive play earned him a spot on Grantland Rice's 1931 All-America team. Rice was so impressed with Hickman's performance that he named him to his All-America team on the basis of the Charity Bowl game alone.

Three future Vol College Football Hall of Fame members, Gene McEver, Beattie Feathers and Hickman, played in the contest. In addition, Capt. Neyland would also be inducted into the College Football Hall of Fame in 1956.

The Vols' second trip to New York was much better than their first. Seven years earlier, the Vols had lost to Army 41-0 at West Point.

Feathers and Deke Brackett had long touchdown runs and Hickman anchored the Vol defense as Tennessee defeated the Violets by a 13-0 count.

The game was one of a number of contests played during the Great Depression (mainly in 1931) to raise money for relief of the unemployed in response to the President's Committee on Mobilization of Relief Resources. In addition to the Charity Bowl, the Army-Navy games of 1930 and 1931 were played at Yankee Stadium. The NCAA does not recognize these games in the all-time bowl game records.

TENNESSEE 0 13 0 0-13
NEW YORK U. 0 0 0 0-0

TENN — Feathers 65 run (McEver run)

TENN — Brackett 75 punt return (Kick failed)

TEAM STATISTICS	TENN	NYU
First Downs	8	8
Rushes-Yards	42-109	46-77
Passing Yards	13	171
Passes (Att.-Comp.)	8-1	23-9
Total Offense	122	248
Total Offensive Plays	50	89
Fumbles-Lost	3-2	1-0
Penalties-Yards	1-5	10-90
Punts-Average	11-40	9-31

1939 ORANGE BOWL



JAN. 2, 1939

TENNESSEE 17 OKLAHOMA 0

MIAMI — Tennessee and Oklahoma squared off in the 1939 Orange Bowl in a classic battle of speed against size. And, when it was over, Tennessee's speed and stamina had won out by a 17-0 count. Tennessee had come

into the game undefeated and No. 2 in the country and Oklahoma was riding a 14-game winning streak.

Tennessee scored first when a 15-yard penalty backed the Sooners to their 3-yard line. Vol tailback George Cafego returned the ensuing punt to the Sooner 27 and followed up the punt return with a key gain to the 12. Two plays later, Bob Foxx scored from the 8. The Vols scored a field goal after a Sooner fumble, a 22-yarder by Bowden Wyatt, and led 10-0 at the half.

Tennessee scored its final touchdown in the fourth quarter on a 19-yard run by Babe Wood on a reverse. The Vols polished off their eighth shutout of the season by stopping the Sooners the rest of the way and finished undefeated in 11 games.

It was a penalty-plagued game as tempers flared throughout the contest and more than 200 yards were assessed against the teams.

TENNESSEE 7 3 0 7-17
OKLAHOMA 0 0 0 0-0

TENN — Foxx 8 run (Wyatt run)

TENN — Wyatt 32 FG

TENN — Wood 19 run (Foxx kick)

TEAM STATISTICS	TENN	OKLA
First Downs	15	6
Rushing Yards	51-197	16-25
Passing Yards	63	69
Passes (Att.-Comp.-Int.)	13-4-0	27-10-1
Total Offensive Plays	64	43
Total Offensive Yards	260	94
Fumbles-Lost	2-1	4-3
Penalties-Yards	16-130	9-90
Punts-Average	12-36	13-40

TENNESSEE						
RUSHING	Att	Gain	Lost	Net	TD	Lg
Coffman	12	64	8	56	1	24
Cafego	13	58	13	45	0	19
PASSING	Att	Comp	Int	Yds	TD	Lg
Wood	5	2	0	40	0	23
RECEIVING	No	Yds	TD	Lg		
Cifers	1	23	0	23		

OKLAHOMA						
RUSHING	Att	Gain	Lost	Net	TD	Lg
McCullough	9	20	11	9	0	7
PASSING	Att	Comp	Int	Yds	TD	Lg
McCullough	19	7	1	37	0	22
RECEIVING	No	Yds	TD	Lg		
Clark	3	30	0	23		

1940 ROSE BOWL



JAN. 1, 1940

SOUTHERN CAL 14 TENNESSEE 0

PASADENA — The Vols were 10-0 in the 1939 season and did not give up a point, heading by train to Pasadena for the 1940 Rose Bowl undefeated in 23 games and unscored upon in 15, but both streaks came to a halt against

Southern California.

It marked the first of two Vol appearances in the Rose Bowl in the decade of the 1940s, both against Southern Cal.

Playing without star tailback George Cafego, the victim of a knee injury against The Citadel earlier in the year, the Vols fumbled away a golden opportunity in the fourth period and fell 14-0.

Southern Cal racked up 229 yards rushing, scored in the second and fourth quarter and ran nearly double the plays from scrimmage to take the 14-0 triumph.

The 1939 Tennessee team was the last to hold a full season of opponents scoreless, with future College Football Hall of Famers George Cafego, Bob Suffridge and Ed Molinski leading the way. Major Bob Neyland was also named to the College Hall.

TENNESSEE 0 0 0 0-0
USC 0 7 0 7-14

USC — Schindler 1 run (J. Jones kick)

USC — Kreuger 2 pass from Schindler (Gaspar kick)

TEAM STATISTICS	TENN	USC
First Downs	9	18
Rushes-Yards	28-71	58-229
Passing Yards	70	43
Passes (Att.-Comp.-Int.)	12-6-1	14-7-1
Total Offensive Plays	37	72
Total Offensive Yards	141	272
Fumbles-Lost	1-1	1-0
Penalties-Yards	2-25	6-40
Punts-Average	11-39.2	8-40.1

TENNESSEE						
RUSHING	Att	Gain	Lost	Net	TD	Lg
Butler	5	47	7	40	0	16
Cafego	7	10	9	1	0	5
PASSING	Att	Comp	Int	Yds	TD	Lg
Butler	10	5	1	46	0	19
RECEIVING	No	Yds	TD	Lg		
Cifers	3	42	0	28		

SOUTHERN CALIFORNIA						
RUSHING	Att	Gain	Lost	Net	TD	Lg
Schindler	19	75	0	75	1	8
Lansdell	16	88	20	68	0	11
PASSING	Att	Comp	Int	Yds	TD	Lg
Schindler	5	4	0	25	1	11
RECEIVING	No	Yds	TD	Lg		
Banta	3	17	0	7		

VOL BOWL FACTS:

Tennessee has made 44 bowl appearances which ranks second all-time nationally. The Vols' 23 postseason victories ranks third. Only Alabama (51) has played in more bowl games, while the Crimson Tide (29) and Southern California (26) have more bowl victories.

Bowl Results

1941 SUGAR BOWL



JAN. 1, 1941
BOSTON COLLEGE 19
TENNESSEE 13

NEW ORLEANS — Boston College and Tennessee met in the 1941 Sugar Bowl in a game that had all the earmarks of a David and Goliath story. Before a record crowd at Tulane Stadium, the underdog Boston College team had pulled off the upset and, to make matters worse, did it with a play taken directly from the Vols' playbook.

Tennessee scored first on a 4-yard run by Van Thompson and the conversion by Bob Foxx, but lost the ball on downs at the BC 11 and lost an interception at the BC 15. The half ended 7-0.

Boston College tied the score in the third period, blocking a Tennessee punt and scoring quickly. It had been seven years since a Vol punt was blocked. The Vols went back ahead as Buist Warren scored from the 2 and Tennessee led 13-7.

Boston College answered immediately as Mike Holovak scored from the 1 after a 70-yard drive. The point failed and it was 13-13 entering the final canto. With six minutes left, the Eagles disdained the ground game and three passes moved the ball to the Vol 24. Eagle tailback Charlie O'Rourke then ran left, raised his arm as if to pass and sprinted 24 yards for the touchdown. Eagle Coach Frank Leahy said after the game he had seen the play in a Vol film and added it to his playbook.

Tennessee saw two scoring chances in the fourth quarter go by the boards, as Foxx missed a field goal and the Vols lost a fumble at the BC 38.

TENNESSEE 7 0 6 0-13
BOSTON COLLEGE 0 0 13 6-19

TENN — Thompson 4 run (Foxx kick)

BC — Connolly 12 run (Maznicki kick)

TENN — Warren 2 run (Run failed)

BC — Holovak 1 run (Kick failed)

BC — O'Rourke 24 run (Kick failed)

TEAM STATISTICS		TENN	BC
First Downs		13	11
Rushes-Yards		48-124	36-142
Passing Yards		121	106
Passes (Att.-Comp.-Int.)		22-9-2	14-6-3
Total Offensive Plays		70	49
Total Offensive Yards		245	248
Fumbles-Lost		1-1	1-1
Penalties-Yards		4-36	3-25
Punts-Average		7-36	6-35

TENNESSEE						
RUSHING	Att	Gain	Lost	Net	TD	Lg
Foxx	7	41	2	39	0	17
Thompson	11	40	7	33	1	11

PASSING						
Thompson	Att	Comp	Int	Yds	TD	Lg
Thompson	9	4	1	42	0	13

RECEIVING						
Coleman	No	Yds	TD	Lg		
Coleman	3	49	0	29		

BOSTON COLLEGE						
RUSHING	Att	Gain	Lost	Net	TD	Lg
O'Rourke	7	52	13	39	1	24

PASSING						
O'Rourke	Att	Comp	Int	Yds	TD	Lg
O'Rourke	11	5	2	85	0	26

RECEIVING						
Zabilski	No	Yds	TD	Lg		
Zabilski	2	39	0	20		

1943 SUGAR BOWL



JAN. 1, 1943
TENNESSEE 14
TULSA 7

NEW ORLEANS — Tennessee made its second trip to the Sugar Bowl in three years to play Henry Frank's pass-minded Tulsa Hurricane.

Despite a passing show by the Hurricanes' Glenn Dobbs, the Vols escaped with a 14-7 win. Tulsa scored first, but the Vols dominated the game from that point on to take the victory, racking up 208 yards rushing and holding Tulsa to minus-39 yards rushing. Bill Gold and Clyde "Ig" Fuson scored touchdowns and Denver Crawford blocked a punt for a safety as the Vols squared their bowl record at 2-2.

TENNESSEE 0 6 2 6-14
TULSA 0 7 0 0-7

TULSA — Purdin 9 pass from Dobbs (LaForce kick)

TENN — Gold 3 run (Kick failed)

TENN — Safety, Crawford blocks punt out of endzone

TENN — Fuson 1 run (Kick failed)

TEAM STATISTICS	TENN	TULSA
First Downs	14	10
Rushing Yards	208	(-39)
Passing Yards	88	168
Passes (Att.-Comp.-Int.)	17-7-0	27-17-2
Total Offensive Yards	296	129
Fumbles-Lost	2-2	1-0
Penalty Yards	100	44
Punting Average	41	43

1945 ROSE BOWL



JAN. 1, 1945
SOUTHERN CAL 25
TENNESSEE 0

PASADENA — Tennessee finished 7-0-1 in 1944, but met its match against Southern California in the 1945 Rose Bowl, the second contest between the cross-country rivals in Pasadena in five seasons.

Tennessee had not fielded a team in 1943 and, given the green light by the conference to do so in 1944, put together an eight-game schedule that assembled talent available.

The Vols got good efforts from the 1944 team, but a lack of depth at key positions cost the Vols against the powerful USC team. Despite the loss, Tennessee coach John Barnhill was named SEC Coach of the Year.

TENNESSEE 0 0 0 0-0
USC 6 6 0 13-25

USC — Callahan 11 run on blocked punt (Kick failed)

USC — Salata 19 pass from Hardy (Kick failed)

USC — Hardy 9 run (West kick)

USC — MacLachan 7 run (Kick failed)

TEAM STATISTICS	TENN	USC
First Downs	8	15
Rushing Yards	152	162
Passing Yards	17	45
Passes (Att.-Comp.-Int.)	14-3-1	15-5-0
Total Offensive Yards	169	207
Fumbles Lost	1	1
Penalty Yards	35	25
Punting Average	32.2	32.6



1945 ROSE BOWL—Tennessee and Southern California have been pitted twice against each other in Rose Bowl contests. This photo was made at the 1945 game won by the Trojans 25-0.

1947 ORANGE BOWL



JAN. 1, 1947

RICE 8 TENNESSEE 0

MIAMI — Rice scored a touchdown and a safety in the first quarter and played defense and the kicking game in the best Tennessee tradition to defeat Bob Neyland's Volunteers 8-0 in the 1947 Orange Bowl.

Rice blocked two Vol punts in the first quarter, the second of which led to a safety and, combined with a touchdown drive of 83 yards, it was enough to win. The touchdown came on a lateral from Buddy Russ to Huey Kenney after Russ had run 25 yards to the Vol 25. Kenney took it in and Rice led.

Rice coach Jess Neely was then content to put the game in the hands of his defense, which held the Vols to five first downs and 137 yards.

The Vols had one big shot early in the second half, recovering a fumble at the Rice 18. But Rice intercepted a fourth-down pass and was in control from that point.

TENNESSEE 0 0 0 0-0
RICE 8 0 0 0-8

RICE — Safety, Murphy blocks punt out of end zone
RICE — Kenney 25 run on lateral from Russ (Kick blocked)

TEAM STATISTICS	TENN	RICE
First Downs	5	9
Rushing Yards	105	208
Passing Yards	32	0
Passes (Att.-Comp.-Int.)	19-4-4	4-0-2
Total Offensive Yards	137	208
Fumbles-Lost	2-0	4-3
Penalties-Yards	6-67	4-40
Punts-Average	15-38	13-44

1951 COTTON BOWL



JAN. 1, 1951

TENNESSEE 20 TEXAS 14

DALLAS — Tennessee's once-defeated Volunteers dominated the second half and defeated Texas 20-14 in the 1951 Cotton Bowl. The Vols scored first, on a 5-yard pass from Herky Payne to

John Gruble, a play set up by a now-historic 75-yard run by Hank Lauricella, on which he reversed his field three times and slowed only to allow his blockers to catch up.

The Longhorns rallied to take a 14-7 halftime lead, parlaying a blocked kick into one score and a pass into another. The Vols closed to one point early in the fourth quarter, when fullback Andy Kozar bulled in from the 5. Later in the quarter, Jim Hill intercepted a Longhorn pass and the Vols were goalward again.

The teams exchanged fumbles on two consecutive plays and the Vols took the Texas turnover in for the winning score. Kozar got 6, Lauricella hit Rechichar for 23 and ran for 11. Finally, Kozar scored his second touchdown and the Vols held off a late Texas charge to win 20-14.

TENNESSEE 7 0 0 13-20
TEXAS 0 14 0 0-14

TENN — Gruble 5 pass from Payne (Shires kick)
TEXAS — Townsend 5 run (Tompkins kick)

TEXAS — Dawson 35 pass from Tompkins (Tompkins kick)
TENN — Kozar 5 run (Kick failed)
TENN — Kozar 1 run (Shires kick)

TEAM STATISTICS	TENN	TEXAS
First Downs	18	12
Rushes-Yards	55-295	43-146
Passing Yards	45	97
Passes (Att.-Comp.-Int.)	8-3-2	14-5-1
Total Offensive Plays	63	57
Total Offensive Yards	340	243
Fumbles-Lost	4-1	1-1
Penalties-Yards	4-35	5-55
Punts-Average	6-32.8	7-29.3

TENNESSEE						
RUSHING	Att	Gain	Lost	Net	TD	Lg
Lauricella	16	154	23	131	0	75
Kozar	20	94	2	92	2	-
PASSING	Att	Comp	Int	Yds	TD	Lg
Lauricella	6	1	2	23	0	23
RECEIVING	No	Yds	TD	Lg		
Rechichar	1	23	0	23		

TEXAS						
RUSHING	Att	Gain	Lost	Net	TD	Lg
Townsend	23	107	2	105	1	-
PASSING	Att	Comp	Int	Yds	TD	Lg
Tompkins	14	5	1	97	1	-
RECEIVING	No	Yds	TD	Lg		
Stolhandske	3	32	0	-		

1952 SUGAR BOWL



JAN. 1, 1952

MARYLAND 28 TENNESSEE 13

NEW ORLEANS — Tennessee went to New Orleans undefeated and the 1951 national champions. But the Vols fell victim to an undefeated Maryland team that scored 21 points in 16 minutes and never looked back.

The final was 28-13.

Maryland uncorked a strong running game to lead 21-6 at the half and used a timely interception return for a touchdown to keep the Vols at bay.

Tennessee showed only flashes of the power that had been its trademark during the regular season. Vol tailback Herky Payne led two touchdown drives, but otherwise, the Maryland defense stopped the Vol attack, using an eight-man line.

It was Robert R. Neyland's last bowl game as the Volunteers head coach.

TENNESSEE 0 6 0 7-13
MARYLAND 7 14 7 0-28

UM — Fullerton 2 run (Decker kick)
UM — Shemonski 6 pass from Fullerton (Decker kick)
UM — Scarbath 1 run (Decker kick)
TENN — Rechichar 4 pass from Payne (Kick failed)
UM — Fullerton 46 interception return (Decker kick)
TENN — Payne 2 run (Rechichar kick)

VOL BOWL FACTS:

The Vols have appeared in 14 straight bowl games. They are the Cotton ('90, 2001), Sugar ('91), Hall of Fame ('93), Gator ('94), Citrus ('94, '96 '97 & 2002), Orange ('98), Fiesta ('92, '99 & 2000) and Peach ('02).

TEAM STATISTICS	TENN	MD
First Downs	12	18
Rushes-Yards	35-81	64-289
Passing Yards	75	63
Passes (Att.-Comp.-Int.)	19-9-4	13-7-1
Total Offensive Plays	54	77
Total Offensive Yards	156	352
Fumbles-Lost	2-2	7-3
Penalties-Yards	2-20	12-120
Punts-Average	7-43.0	8-38.8

TENNESSEE						
RUSHING	Att	Gain	Lost	Net	TD	Lg
Payne	11	54	0	54	1	-
Kozar	9	29	0	29	0	-
PASSING	Att	Comp	Int	Yds	TD	Lg
Payne	14	7	1	61	1	-
RECEIVING	No	Yds	TD	Lg		
Rechichar	3	27	1	13		

MARYLAND						
RUSHING	Att	Gain	Lost	Net	TD	Lg
Modzelewski	28	153	0	153	0	-
PASSING	Att	Comp	Int	Yds	TD	Lg
Scarbath	9	6	0	57	0	-
RECEIVING	No	Yds	TD	Lg		
Shemonski	3	19	1	-		

1953 COTTON BOWL



JAN. 1, 1953

TEXAS 16 TENNESSEE 0

DALLAS — Texas avenged the defeat to Tennessee in the 1951 Cotton Bowl, dominating the Vols 16-0. Tennessee could only make six first downs and was held to minus 14 yards rushing.

Texas, on the other hand, rolled up 269 yards rushing and more than 300 yards total offense.

TENNESSEE 0 0 0 0-0
TEXAS 2 7 0 7-16

TEXAS — Safety, Griffith tackled in end zone
TEXAS — Dawson 3 run (Dawson kick)
TEXAS — Quinn 1 run (Dawson kick)

TEAM STATISTICS	TENN	TEXAS
First Downs	6	20
Rushes-Yards	29-(-14)	78-269
Passing Yards	46	32
Passes (Att.-Comp.-Int.)	6-3-0	8-2-1
Total Offensive Plays	35	86
Total Offensive Yards	32	301
Fumbles-Lost	5-3	5-3
Penalties-Yards	3-30	5-55
Punts-Average	7-40.9	5-35.4

TENNESSEE						
RUSHING	Att	Gain	Lost	Net	TD	Lg
Schwanger	5	25	3	22	0	-
PASSING	Att	Comp	Int	Yds	TD	Lg
Shires	4	2	0	23	0	-
RECEIVING	No	Yds	TD	Lg		
Morgan	2	23	0	-		

TEXAS						
RUSHING	Att	Gain	Lost	Net	TD	Lg
Ochoa	26	108	0	108	0	-
PASSING	Att	Comp	Int	Yds	TD	Lg
Jones	5	2	1	32	0	-
RECEIVING	No	Yds	TD	Lg		
Quinn	1	23	0	23		

Bowl Results



1951 COTTON BOWL—Fullback Andy Kozar scored two fourth quarter touchdowns as Tennessee rallied to defeat Texas 20-14 in Dallas. The Vol win set the stage for the 1951 national championship the following season.

1957 SUGAR BOWL



JAN. 1, 1957

BAYLOR 13 TENNESSEE 7

NEW ORLEANS — No. 11-rated Baylor beat Tennessee at its own game in the 1957 Sugar Bowl, turning four interceptions and a key fumble recovery into a 13-7 win over the previously undefeated and No. 2-ranked Volunteers.

Baylor scored first on a pass from Bobby Jones to Jerry Marcontell covering 12 yards. The touchdown drive had been keyed by Shofner's 54-yard run after a Johnny Majors quick-kick. Tennessee had two drives snuffed by interceptions in the first half and trailed 6-0 at intermission.

The Vols scored early in the third quarter as Majors and fullback Tommy Bronson led the charge downfield and Baylor contributed a key piling-on penalty. Majors scored from the 1 and Sammy Burklow's conversion gave the Vols a 7-6 lead. The Vols held that lead into the fourth quarter when Majors was hit on a punt return and fumbled at the Vol 15. Baylor recovered and moved in for the winning score.

The Vols had two last chances to score, but two Baylor interceptions and a sack of Vol tailback Bobby Gordon erased the Vols' last scoring opportunities.

TENNESSEE 0 0 7 0-7
BAYLOR 0 6 0 7-13

BAYLOR — Marcontell 12 pass from Jones (Kick failed)

TENN — Majors 1 run (Burklow kick)


BAYLOR — Humphrey 1 run (Berry kick)

TEAM STATISTICS	TENN	BAYLOR
First Downs	11	14
Rushes-Yards	39-146	64-275
Passing Yards	16	24
Passes (Att.-Comp.-Int.)	10-1-4	11-3-0
Total Offensive Plays	49	75
Total Offense	162	299
Fumbles-Lost	1-1	2-0
Penalties-Yards	5-55	6-60
Punts-Average	5-41.6	8-32.6

TENNESSEE						
RUSHING	Att	Gain	Lost	Net	TD	Lg
Majors	15	59	8	51	1	-
Bronson	8	56	0	56	0	-
PASSING	Att	Comp	Int	Yds	TD	Lg
Majors	7	1	2	16	0	-
RECEIVING	No	Yds	TD	Lg		
Urbano	1	16	0	16		
BAYLOR						
RUSHING	Att	Gain	Lost	Net	TD	Lg
Shofner	14	98	10	88	0	-
PASSING	Att	Comp	Int	Yds	TD	Lg
Jones	4	2	0	19	1	12
RECEIVING	No	Yds	TD	Lg		
Marcontell	3	24	1	12		

1957 GATOR BOWL

DEC. 28, 1957



TENNESSEE 3 TEXAS A&M 0

JACKSONVILLE — In Paul "Bear" Bryant's last game as Aggie head coach, Tennessee used a fourth quarter field goal by placekicker Sammy Burklow and a stubborn defense to hand the Aggies a 3-0 defeat on a wet and muddy Gator Bowl field. It was the lowest-scoring game in the history of the Gator Bowl and was played before a Gator Bowl-record crowd of 43,709.

The field goal was the first of Burklow's career and came from 17 yards out with 5:30 left to play in the game. It was a day for the defenses to shine as action was confined between the 35-yard lines.

The game was marked by the now-famous collision between Vol tailback Bobby Gordon and Aggie Heisman Trophy winner John David Crow on the Vols' march to the winning score. Both players recovered to continue play, with Gordon holding for Burklow's game-winning field goal.

TENNESSEE 0 0 0 3-3
TEXAS A&M 0 0 0 0-0

TENN — Burklow 17 FG

TEAM STATISTICS	TENN	A&M
First Downs	14	8
Rushes-Yards	54-135	40-142
Passing Yards	56	27
Passes (Att.-Comp.-Int.)	6-4-0	8-3-0
Total Offensive Plays	60	48
Total Offense	191	169
Fumbles-Lost	2	1
Penalties-Yards	3-30	3-35
Punts-Average	8-36.0	7-38.0

TENNESSEE						
RUSHING	Att	Gain	Lost	Net	TD	Lg
Gordon	32	83	23	60	0	18
PASSING	Att	Comp	Int	Yds	TD	Lg
Gordon	6	4	0	56	0	19
RECEIVING	No	Yds	TD	Lg		
Darty	2	26	0	17		

TEXAS A&M						
RUSHING	Att	Gain	Lost	Net	TD	Lg
Crow	14	56	10	46	0	13
PASSING	Att	Comp	Int	Yds	TD	Lg
Osborne	4	2	0	16	0	11
RECEIVING	No	Yds	TD	Lg		
Smith	1	11	0	11		
Tracy	1	11	0	11		

VOL BOWL FACTS:

Tennessee's record of 23-20 in bowl games ranks the Vols third all-time in bowl victories. The Vols have winning records in seven of the bowls.

BOWL GAMES	RECORD
Bluebonnet (1965-72-79)	2-1
Florida Citrus (1983-94-96-97-2002)	4-1
Garden State (1981)	1-0
Gator (1957-66-69-73-94)	3-2
Hall of Fame (1993)	1-0
Liberty (1972-74-86)	3-0
Sugar (1941-43-52-57-71-86-91)	4-3

1965 BLUEBONNET BOWL



DEC. 18, 1965

TENNESSEE 27 TULSA 6

HOUSTON — Tennessee made its first bowl appearance since the Gator Bowl victory over Texas A & M in 1957 and made it a successful return by taking the measure of the Tulsa Hurricanes 27-6 in a swampy Rice

Stadium.

The game was played in the wettest weather that ever confronted a Tennessee team, a steady downpour that that did not cease until long after the game was over.

The Vols took care of business quickly, moving to a 20-6 halftime lead by taking advantage of Tulsa turnovers and some brilliant work on the kicking game. Tulsa fumbles led to the Vol touchdowns by Hal Wantland and Dewey Warren and Jerry Smith's 45-yard punt return led to the third, another score by Warren. Glenn Gray's pass interception led to the final Vol score, an 11-yard burst by fullback Stan Mitchell.

Tulsa gained 250 yards through the air despite the wet conditions, but three fumbles and four Vol interceptions turned the game Tennessee's way.

TENNESSEE	6	14	7	0-27
TULSA	6	0	0	0-6

TENN — Wantland 4 pass from Warren (Kick failed)

TULSA — McDermott 1 run (Kick failed)

TENN — Warren 1 run (Leake kick)

TENN — Warren 1 run (Leake kick)

TENN — Mitchell 11 run (Leake kick)

TEAM STATISTICS		TENN	TULSA
First Downs		11	16
Rushes-Yards		49-181	24-73
Passing Yards		37	250
Passes (Att.-Comp.-Int.)		7-3-1	47-23-4
Total Offensive Plays		56	71
Total Offensive Yards		218	323
Fumbles-Lost		4-2	3-3
Penalties-Yards		8-80	1-15
Punts-Average		6-42.8	5-35.0

TENNESSEE						
RUSHING	Att	Gain	Lost	Net	TD	Lg
Warren	18	46	7	39	2	14
Mitchell	7	49	0	49	1	18
PASSING	Att	Comp	Int	Yds	TD	Lg
Warren	7	3	1	37	1	20
RECEIVING	No	Yds	TD	Lg		
Wantland	2	24	1	20		

TULSA						
RUSHING	Att	Gain	Lost	Net	TD	Lg
Lakusiak	9	21	3	18	0	5
McDermott	7	37	0	37	1	16
PASSING	Att	Comp	Int	Yds	TD	Lg
Anderson	47	23	4	250	0	38
RECEIVING	No	Yds	TD	Lg		
Twilley	8	78	0	13		
McDermott	7	74	0	14		

1966 GATOR BOWL



DEC. 31, 1966

TENNESSEE 18 SYRACUSE 12

JACKSONVILLE — Tennessee won its second consecutive bowl game under the tutelage of Doug Dickey, defeating Syracuse 18-12 in a game in which each team dominated one half.

Despite an early fumble that gave Syracuse favorable field position, the Vols got field goals from Gary Wright in the first and second quarters to lead 6-0. Another field goal appeared to be in the offing in the second period at the Syracuse 24, but the Vols caught Syracuse by surprise and quarterback Dewey Warren hit tight end Austin Denney instead for the touchdown and a 12-0 lead. Bill Young's interception led to the third Vol score, which came on a 2-yard strike from Warren to flanker Richmond Flowers.

Syracuse, led by the running of future pro stars Floyd Little and Larry Csonka, scored on their first possession of the second half. They lost the ball on downs at the Vol 3 later in the period and scored their final touchdown with 46 seconds left.

TENNESSEE	3	15	0	0-18
SYRACUSE	0	0	6	6-12

TENN — Wright 36 FG

TENN — Wright 38 FG

TENN — Denney 24 pass from Warren (Pass failed)

TENN — Flowers 2 pass from Warren (Kick failed)

SYR — Csonka 8 run (Kick failed)

SYR — Little 3 run (Run failed)

TEAM STATISTICS		TENN	SYR
First Downs		14	20
Rushes-Yards		29-85	57-348
Passing Yards		244	16
Passes (Att.-Comp.-Int.)		29-17-1	7-2-3
Total Offensive Plays		58	64
Total Offensive Yards		329	364
Fumbles-Lost		2-2	3-1
Penalties-Yards		4-44	7-79
Punts-Average		3-43.0	2-39.5

TENNESSEE						
RUSHING	Att	Gain	Lost	Net	TD	Lg
Chadwick	12	50	3	47	0	9
PASSING	Att	Comp	Int	Yds	TD	Lg
Warren	29	17	1	244	2	42
RECEIVING	No	Yds	TD	Lg		
Mills	8	86	0	12		
Flowers	5	80	1	37		

SYRACUSE						
RUSHING	Att	Gain	Lost	Net	TD	Lg
Little	29	219	3	216	1	15
Csonka	18	114	0	114	1	16
PASSING	Att	Comp	Int	Yds	TD	Lg
Cassata	7	2	3	16	0	8
RECEIVING	No	Yds	TD	Lg		
Little	2	16	0	16		

1968 ORANGE BOWL



JAN. 1, 1968

OKLAHOMA 26 TENNESSEE 24

MIAMI — A night football game, this time at Miami's Orange Bowl, became the Vols' undoing for the second time in the 1967 season. The Vols closed the 1967 season the way they opened it, with a loss under the lights. While

UCLA was the culprit in the opener, Oklahoma edged the Vols in the season finale.

The Vols fell behind 19-0 in the first half and saw their first series of the second half stopped at the Oklahoma 14. But, on the ensuing series, Jimmy Glover returned a pass interception 36 yards for a touchdown and the Vols were back in the game. With 5:07 left in the third quarter, Charley Fulton scored and it was 19-14 as the fourth quarter began.

The Vols closed to 19-17, before giving up an interception that the Sooners returned for a touchdown. Warren brought the Vols back once again, capping a 77-yard drive with a 1-yard sneak and it was 26-24.

The Vols took possession at the Oklahoma 43 when Steve Owens was stopped short on fourth-and-1 and worked the ball to the 27 with time running out. But Karl Kremser's field goal faded wide right and Oklahoma had the game.

TENNESSEE	0	0	14	10-24
OKLAHOMA	7	12	0	7-26

OKLA — Warmack 7 run (Vachon kick)

OKLA — Hinton 20 pass from Warmack (Kick failed)

OKLA — Owens 1 run (Run failed)

TENN — Glover 36 pass interception (Kremser kick)

TENN — Fulton 5 run (Kremser kick)

OKLA — Stephenson 25 interception return (Vachon kick)

TENN — Kremser 26 FG

TENN — Warren 1 run (Kremser kick)


TEAM STATISTICS		TENN	OKLA
First Downs		18	18
Rushes-Yards		44-172	50-203
Passing Yards		160	107
Passes (Att.-Comp.-Int.)		24-12-2	18-9-3
Total Offensive Plays		68	68
Total Offensive Yards		332	310
Fumbles-Lost		1-1	0-0
Penalties-Yards		4-27	2-10
Punts-Average		2-32.0	5-47.0

TENNESSEE						
RUSHING	Att	Gain	Lost	Net	TD	Lg
Chadwick	12	72	0	72	0	19
PASSING	Att	Comp	Int	Yds	TD	Lg
Warren	23	12	2	160	0	27
RECEIVING	No	Yds	TD	Lg		
Flowers	4	59	0	27		
DeLong	4	53	0	16		

OKLAHOMA						
RUSHING	Att	Gain	Lost	Net	TD	Lg
Warmack	17	99	18	81	1	38
Owens	17	61	0	61	1	12
PASSING	Att	Comp	Int	Yds	TD	Lg
Warmack	18	9	2	107	1	22
RECEIVING	No	Yds	TD	Lg		
Hinton	5	87	1	22		

Bowl Results

1969 COTTON BOWL



JAN. 1, 1969

TEXAS 36 TENNESSEE 13

DALLAS — The other "Big Orange," the Texas Longhorns, rolled up 513 yards in total offense and held the white-shirted Vols to just 83 yards rushing in taking a convincing 36-13 triumph in

the 1969 Cotton Bowl.

The Texans jumped to a 28-0 halftime lead, parlaying a crunching ground attack spiced by the passing combination of Jim Street and Cotton Speyrer. The Vols had an early shot at the Longhorns, but a 57-yard field goal missed and the Longhorns assumed command. The Longhorns intercepted three Vol passes.

Sub quarterback Bobby Scott gave the Vols a spark, throwing second half touchdown passes to Gary Kreis and Mike Price.

TENNESSEE	0	0	7	6-13
TEXAS	13	15	8	0-36

TEXAS — Worster 14 run (Feller kick)
 TEXAS — Speyrer 78 pass from Street (Kick failed)
 TEXAS — Koy 9 run (Feller kick)
 TEXAS — Gilbert 5 run (Speyrer, pass from Street)
 TENN — Kreis 17 pass from Scott (Kremser kick)
 TEXAS — Speyrer 79 pass from Street (Bradley run)
 TENN — Price 3 pass from Scott (Pass failed)

TEAM STATISTICS	TENN	TEXAS
First Downs	16	22
Rushes-Yards	35-83	60-279
Passing Yards	192	234
Passes (Att.-Comp.-Int.)	41-16-3	14-8-1
Total Offensive Plays	76	74
Total Offensive Yards	275	513
Fumbles-Lost	5-0	3-2
Penalties-Yards	4-17	5-60
Punts-Average	8-42.1	7-40.7

TENNESSEE						
RUSHING	Att	Gain	Lost	Net	TD	Lg
Scott	11	44	36	8	0	12
PASSING	Att	Comp	Int	Yds	TD	Lg
Scott	30	11	3	159	2	41
RECEIVING	No	Yds	TD	Lg		
Kreis	3	77	1	41		

TEXAS						
RUSHING	Att	Gain	TD	Lg		
Gilbert	13	82	1	16		
Worster	10	85	1	26		
PASSING	Att	Comp	Int	Yds	TD	Lg
Street	13	7	1	200	2	79
RECEIVING	No	Yds	TD	Lg		
Speyer	5	161	2	79		

1969 GATOR BOWL



DEC. 27, 1969

FLORIDA 14 TENNESSEE 13

JACKSONVILLE — Before a Gator Bowl-record crowd of 72,248, SEC champ Tennessee went down in defeat to a Florida team which, like the Vols, had far exceeded expectations during the regular season.

Damage from the heralded passing duo of John Reeves and Carlos Alvarez was held to manageable proportions, but Tennessee's inability to score inside the 10 sealed the Vols' fate.

Workhorse running back Curt Watson gained 121 yards on 25 carries and tight end Ken DeLong caught five passes for 50 yards. But a blocked punt that Florida turned into a touchdown was the ultimate difference.

TENNESSEE	0	10	0	3-13
FLORIDA	7	0	7	0-14

FLA — Kelley 8 return of blocked punt (Franco kick)
 TENN — Hunt 20 FG
 TENN — McClain 12 pass from Scott (Hunt kick)
 FLA — Alvarez 9 pass from Reeves (Franco kick)
 TENN — Hunt 26 FG

TEAM STATISTICS	TENN	FLA
First Downs	23	15
Rushes-Yards	43-214	37-90
Passing Yards	174	161
Passes (Att.-Comp.-Int.)	34-12-2	27-15-0
Total Offensive Plays	77	64
Total Offensive Yards	388	251
Fumbles-Lost	1-1	1-1
Penalties-Yards	3-24	2-58
Punts-Average	2-15.0	7-31.6

TENNESSEE						
RUSHING	Att	Gain	TD	Lg		
Watson	25	121	0	13		
PASSING	Att	Comp	Int	Yds	TD	Lg
Scott	34	12	2	174	1	35
RECEIVING	No	Yds	TD	Lg		
DeLong	5	50	0	18		
Kreis	4	82	0	35		

FLORIDA						
RUSHING	Att	Gain	TD	Lg		
Durrance	22	62	0	9		
PASSING	Att	Comp	Int	Yds	TD	Lg
Reaves	26	15	0	161	1	31
RECEIVING	No	Yds	TD	Lg		
Maliska	6	54	0	20		
Alvarez	4	51	1	18		

1971 SUGAR BOWL



JAN. 1, 1971

TENNESSEE 34 AIR FORCE 13

NEW ORLEANS — Tennessee broke a three-game bowl losing streak at the expense of a highly-touted Air Force team. Scoring a record 24 points in the first quarter, the Vols rolled to a convincing 34-13 triumph, finishing the

1970 season with a then school-record 11-1 worksheet.

The first 12 minutes were nothing but fun for Vol partisans. The Vols scored the first four times they had the ball and mounted a 24-0 lead with 3:21 left in the opening quarter. Don McLeary scored twice, George Hunt booted a field goal and Gary Theiler caught a touchdown pass from game-MVP Bobby Scott.

A rugged Tennessee defense thwarted the Air Force offense time after time. Led by Ray Nettles, Tim Priest and Jamie Rotella, the Vols held Air Force to minus 12 yards rushing. The Vols secondary continued its assault, grabbing four interceptions. The Vols also covered four Air Force fumbles.

TENNESSEE	24	0	7	3-34
AIR FORCE	7	0	6	0-13

TENN — McLeary 5 run (Hunt kick)
 TENN — Hunt 30 FG
 TENN — McLeary 20 run (Hunt kick)
 TENN — Theiler 10 pass from Scott (Hunt kick)
 AF — Haas fumble recovery in end zone (Barry kick)
 TENN — Majors 57 punt return (Hunt kick)
 AF — Bassa 27 pass from Parker (Kick failed)
 TENN — Hunt 33 FG

TEAM STATISTICS	TENN	AF
First Downs	24	15
Rushes-Yards	42-86	24-(-12)
Passing Yards	306	239
Passes (Att.-Comp.-Int.)	46-24-2	46-23-4
Total Offensive Plays	88	70
Total Offensive Yards	392	227
Fumbles-Lost	7-3	7-4
Penalties-Yards	8-74	0-0
Punts-Average	5-31.4	8-34.5

TENNESSEE						
RUSHING	Att	Gain	TD	Lg		
Watson	14	57	0	11		
McLeary	14	39	2	20		
PASSING	Att	Comp	Int	Yds	TD	Lg
Scott	40	22	2	288	1	46
RECEIVING	No	Yds	TD	Lg		
Thompson	9	125	0	25		

AIR FORCE						
RUSHING	Att	Gain	TD	Lg		
Bream	16	16	0	6		
PASSING	Att	Comp	Int	Yds	TD	Lg
Parker	46	23	4	239	1	27
RECEIVING	No	Yds	TD	Lg		
Bassa	10	114	1	27		
Bolen	6	60	0	22		



1971 SUGAR BOWL — Tennessee's John Wagster makes the hit on Air Force running back Brian Bream. The Vols won in New Orleans 34-13.

1971 LIBERTY BOWL



DEC. 20, 1971

TENNESSEE 14 ARKANSAS 13

MEMPHIS — Late in the fourth quarter, Arkansas looked to be a sure winner of the 1971 Liberty Bowl game only to see the game get away and Tennessee had enough left in the tank to grab an improbable victory.

A packed house at the Liberty Bowl that was nearly evenly divided in its loyalties saw the two schools battle for the first time since 1907 on a cold December evening.

Leading 13-7 and apparently dominating the game, the Razorbacks had a potential game-winning field goal nullified by a penalty. A series later, the Hogs lost a fumble after a completed pass at their 36.

With the break, the Vols struck quickly for the winning score, just as Gen. Neyland's game maxims had said. Quarterback Jim Maxwell, pressed into service in the Tulsa game earlier in the season and who was undefeated as a starter, hit tight end Gary Theiler to the Arkansas 19 to get the Vols in position.

Fullback Curt Watson, "The Crossville Comet," who was closing out a brilliant career in Orange and White, finished the drive with a 17-yard touchdown run, making a nifty move at the goal to find paydirt. George Hunt's extra point was the margin of victory. Eddie Brown had an interception on the ensuing series to seal the deal.

The narrow victory enabled the Vols to finish No. 9 in both national polls and finish 10-2 for the second year in a row. It was the first of three Liberty Bowl wins for the Vols, the others coming in 1974 and 1986.

TENNESSEE	7	0	0	7-14
ARKANSAS	0	7	0	6-13

TENN — Rudder 2 run (Hunt kick)
 ARK — Hodge 36 pass from Ferguson (McClard kick)
 ARK — McClard 19 FG
 ARK — McClard 30 FG
 TENN — Watson 17 run (Hunt kick)

TEAM STATISTICS		TENN	ARK
First Downs		15	22
Rushes-Yards		34-97	46-167
Passing Yards		142	200
Passes (Att.-Comp.-Int.)		21-11-3	28-18-3
Total Offensive Plays		55	74
Total Offensive Yards		239	367
Fumbles-Lost		1-1	2-2
Penalties-Yards		7-73	6-85
Punts-Average		5-43.8	3-43.6

TENNESSEE					
RUSHING	Att	Gain	TD	Lg	
Chancey	12	34	0	9	
Watson	11	39	1	17	
PASSING	Att	Comp	Int	Yds	TD Lg
Maxwell	20	10	3	120	0 26
RECEIVING	No	Yds	TD	Lg	
Theiler	3	53	0	22	
Love	3	37	0	22	

ARKANSAS					
RUSHING	Att	Gain	TD	Lg	
Saint	17	71	0	11	
PASSING	Att	Comp	Int	Yds	TD Lg
Ferguson	28	18	3	200	1 36
RECEIVING	No	Yds	TD	Lg	
Hodge	6	75	1	36	

1972 BLUEBONNET BOWL



DEC. 30, 1972

TENNESSEE 24 LSU 17

HOUSTON — Condredge Holloway turned in his most electrifying performance of the season, completing 11 of 19 passes for 94 yards and rushing for 74 yards in 19 carries, to lead the Vols past SEC rival

Louisiana State 24-17 in the 1972 Astro-Bluebonnet Bowl.

Holloway, who was named the game's outstanding player, led the Vols to a 24-3 halftime lead, scoring twice and throwing a touchdown pass to tight end Jimmy Young. Known as the "Artful Dodger," Holloway kept the Tigers off balance the first 30 minutes and left Vol fans wondering what might be ahead for the diminutive signal-caller from Huntsville, Ala.

Things got tense for the Vols in the second half as Louisiana State All-America Bert Jones led the Tigers to two second half scores and was threatening a third when All-America and senior defensive back Conrad Graham cleanly broke up a fourth down pass at the Vol 10 to preserve the victory.

Tennessee's Carl Johnson was named the defensive player of the game. The game ended a 31-5 worksheet for the Vol senior class.

TENNESSEE	14	10	0	0-24
LOUISIANA STATE	3	0	7	7-17

LSU — Jackson 29 FG
 TENN — Young 6 pass from Holloway (Townsend kick)
 TENN — Holloway 15 run (Townsend kick)
 TENN — Townsend 33 FG
 TENN — Holloway 10 run (Townsend kick)
 LSU — Jones 2 run (Jackson kick)
 LSU — Davis 1 run (Jackson kick)

TEAM STATISTICS		TENN	LSU
First Downs		17	18
Rushes-Yards		41-179	52-187
Passing Yards		94	90
Passes (Att.-Comp.-Int.)		19-11-1	20-7-1
Total Offensive Plays		60	72
Total Offensive Yards		273	277
Fumbles-Lost		0-0	1-0
Penalties-Yards		4-35	3-35
Punts-Average		6-41.2	5-37.0

TENNESSEE					
RUSHING	Att	Gain	Lost	Net	TD Lg
Holloway	19	96	22	74	2 11
Chancey	13	73	0	73	0 9
PASSING	Att	Comp	Int	Yds	TD Lg
Holloway	19	11	1	94	1 21
RECEIVING	No	Yds	TD	Lg	
Stanback	4	41	0	14	

LSU					
RUSHING	Att	Gain	Lost	Net	TD Lg
Davis	16	89	1	88	1 15
PASSING	Att	Comp	Int	Yds	TD Lg
Jones	19	7	0	90	0 22
RECEIVING	No	Yds	TD	Lg	
Boyd	2	33	0	20	

VOL BOWL FACTS:

Phillip Fulmer is one of three Vol coaches to have a winning bowl record. They are: Fulmer 6-5 ('92-present), Bill Battle 4-1 ('70-'76) and Johnny Majors 7-4 ('77-'92).

1973 GATOR BOWL



DEC. 29, 1973

TEXAS TECH 28 TENNESSEE 19

JACKSONVILLE — Tennessee and Texas Tech gave the 62,000-plus fans on hand an exciting offensive show that was another in a series of 1973 games that went down to the wire before a winner was determined.

This time, however, it was Texas Tech jumping to an early lead and hanging on for a 28-19 victory.

The Red Raiders jumped to a 14-0 lead on the running and passing of quarterback Joe Barnes and led 14-3 at the half as Ricky Townsend got the Vols on the board with a 30-yard field goal.

Haskell Stanback led the Vols' second-half rally, running for one touchdown and catching a pass from Condredge Holloway for another. The Vols closed to 21-19, but misfired on a two-point conversion and a field goal before a long run and subsequent touchdown put the game away for the Texans.

Stanback gained 95 yards in 19 carries and was named Tennessee's outstanding player.

TENNESSEE	0	3	10	6-19
TEXAS TECH	7	7	7	7-28

TECH — Barnes 7 run (Grimes kick)
 TECH — Williams 79 pass from Barnes (Grimes kick)
 TENN — Townsend 30 FG
 TENN — Stanback 5 run (Townsend kick)
 TECH — Tillman 7 pass from Barnes (Grimes kick)
 TENN — Townsend 37 FG
 TENN — Stanback 7 pass from Holloway (Pass failed)
 TECH — Isaac 3 run (Grimes kick)

TEAM STATISTICS		TENN	TECH
First Downs		18	19
Rushes-Yards		49-153	55-276
Passing Yards		190	154
Passes (Att.-Comp.-Int.)		28-17-1	11-8-0
Total Offensive Plays		77	66
Total Offensive Yards		343	430
Fumbles-Lost		1-1	3-2
Penalties-Yards		1-3	5-55
Punts-Average		4-40.5	6-40.9

TENNESSEE					
RUSHING	Att	Gain	TD	Lg	
Stanback	19	95	0	9	
PASSING	Att	Comp	Int	Yds	TD Lg
Holloway	27	17	1	190	1 27
RECEIVING	No	Yds	TD	Lg	
Yarbrough	4	28	0	9	

TEXAS TECH					
RUSHING	Att	Gain	TD	Lg	
Isaac	19	67	1	14	
PASSING	Att	Comp	Int	Yds	TD Lg
Barnes	11	8	0	154	2 79
RECEIVING	No	Yds	TD	Lg	
Williams	3	94	1	79	

Bowl Results

1974 LIBERTY BOWL



DEC. 16, 1974

TENNESSEE 7 MARYLAND 3

MEMPHIS — Two Vol sophomores teamed up for the winning score in the 1974 Liberty Bowl. Randy Wallace, subbing for the injured Condredge Holloway, threw an 11-yard touchdown pass to

Larry Seivers, who outleaped two defenders with 2:44 left in the game to subdue the Terps 7-3.

Led by All-America tackle Randy White, Maryland had kept the Vols bottled up throughout the cold December night in Memphis. The Terps got a second quarter field goal and almost made it stand up.

Mike Gayles, who gained 106 yards in 17 carries, was named the Vols' outstanding offensive player. Defensive end Ron McCartney was the Vols' defensive standout.

TENNESSEE	0	0	0	7-7
MARYLAND	0	3	0	0-3

UM — Mike Meyer 28 FG

TENN — Seivers 11 pass from Wallace (Townsend kick)

TEAM STATISTICS	TENN	MD
First Downs	15	16
Rushes-Yards	54-173	42-108
Passing Yards	65	158
Passes (Att.-Comp.-Int.)	16-7-0	24-15-2
Total Offensive Plays	70	66
Total Offensive Yards	238	266
Fumbles-Lost	4-2	3-3
Penalties-Yards	8-69	4-63
Punts-Average	7-39.1	6-41.0

TENNESSEE

RUSHING	Att	Gain	TD	Lg
Gayles	17	106	0	17

PASSING	Att	Comp	Int	Yds	TD	Lg
Holloway	15	6	0	54	0	14

RECEIVING	No	Yds	TD	Lg
Seivers	4	38	1	14

MARYLAND

RUSHING	Att	Gain	TD	Lg
Carter	22	65	0	16

PASSING	Att	Comp	Int	Yds	TD	Lg
Avellini	22	15	2	158	0	28

RECEIVING	No	Yds	TD	Lg
Carter	6	68	0	28



1974 LIBERTY BOWL -- Tennessee quarterback Condredge Holloway hits right end and heads goalward in action against Maryland en route to a 7-3 Tennessee victory.

Defensive Player of the Game, with eight unassisted tackles and a 19-yard punt return to his credit. Streater finished with 270 yards rushing and passing.

TENNESSEE	0	0	6	16-22
PURDUE	0	14	7	6-27

PURDUE — McCall 6 run (Seibel kick)

PURDUE — Berrell 12 pass from Herrmann (Seibel kick)

PURDUE — Young 12 pass from Herrmann (Seibel kick)

TENN — Ford 8 pass from Streater (Pass failed)

TENN — Berry 15 pass from Ingram (Simpson run)

TENN — Simpson 1 run (Simpson pass from Streater)

PURDUE — Young 17 pass from Herrmann (Pass failed)

TEAM STATISTICS	TENN	PURDUE
First Downs	19	31
Rushes-Yards	41-146	53-180
Passing Yards	234	303
Passes (Att.-Comp.-Int.)	36-17-3	39-21-0
Total Offensive Plays	77	92
Total Offensive Yards	380	483
Fumbles-Lost	3-2	2-1
Penalties-Yards	7-56	3-25
Punts-Average	6-38.0	7-43.6

TENNESSEE

RUSHING	Att	Gain	TD	Lg
Simpson	16	47	1	9

PASSING	Att	Comp	Int	Yds	TD	Lg
Streater	34	16	3	219	1	56

RECEIVING	No	Yds	TD	Lg
Gault	4	22	0	8

PURDUE

RUSHING	Att	Gain	TD	Lg
McCall	18	91	1	15

PASSING	Att	Comp	Int	Yds	TD	Lg
Herrmann	39	21	0	303	3	38

RECEIVING	No	Yds	TD	Lg
Burrell	8	144	1	32

1981 GARDEN STATE BOWL



DEC. 13, 1981

TENNESSEE 28 WISCONSIN 21

EAST RUTHERFORD — Steve Alatorre completed 24 of 42 passes for 315 yards and one touchdown as the Vols defeated Wisconsin 28-21.

After Wisconsin went ahead 7-3 in the first quarter, Willie Gault returned the ensuing kickoff 87 yards for a touchdown and the Vols were never headed. Alatorre hit wide receiver Anthony Hancock, who made 11 catches on the day, with a 43-yard scoring strike and the Vols led 21-7 at the half. The Vol defense did its part with two first-half interceptions.

Wisconsin's Randy Wright kept the Badgers in the game in the second half, throwing two touchdown passes, but Alatorre's 6-yard run in the fourth quarter proved to be the difference.

Both Alatorre and Hancock made their final Vol game their best. Alatorre was named the game's outstanding player. Defensively, tackle Reggie White led the Vols.

TENNESSEE	13	8	0	7-28
WISCONSIN	7	0	0	14-21

TENN — Reveiz 22 FG

WIS — Cole 3 run (Doran kick)

TENN — Gault 87 kickoff return (Reveiz kick)

TENN — Reveiz 44 FG

TENN — Hancock 43 pass from Alatorre (Cofer pass from Alatorre)

WIS — Nault 6 pass from Wright (Doran kick)

TENN — Alatorre 6 run (Reveiz kick)

WIS — McFadden 11 pass from Wright (Doran kick)

TEAM STATISTICS	TENN	WIS
First Downs	27	22
Rushes-Yards	43-89	39-177
Passing Yards	315	212
Passes (Att.-Comp.-Int.)	42-24-0	37-14-3
Total Offensive Plays	85	76
Total Offensive Yards	404	389
Fumbles-Lost	4-0	1-1
Penalties-Yards	8-84	6-73
Punts-Average	6-45.2	6-36.7

TENNESSEE

RUSHING	Att	Gain	Lost	Net	TD	Lg
Berry	10	44	0	44	0	11

PASSING	Att	Comp	Int	Yds	TD	Lg
Alatorre	42	24	0	315	1	43

RECEIVING	No	Yds	TD	Lg
Hancock	11	196	1	43

WISCONSIN

RUSHING	Att	Gain	Lost	Net	TD	Lg
Cole	9	39	0	39	1	9

PASSING	Att	Comp	Int	Yds	TD	Lg
Wright	21	9	1	123	2	27

RECEIVING	No	Yds	TD	Lg
Nault	5	85	1	27

1979 BLUEBONNET BOWL



DEC. 31, 1979

PURDUE 27 TENNESSEE 22

HOUSTON — Tennessee, making its first bowl appearance in five years, saw a gutty second half comeback fall short in the waning moments of the fourth quarter. Trailing 21-0 in the third quarter, the

Vols rallied to take the lead 22-21 late in the fourth quarter. But Purdue quarterback Mark Herrmann threw the game-winner, a 17-yard toss to Charley Young, with just 1:30 remaining.

The Vols' comeback was triggered by an 8-yard Jimmy Streater pass to halfback Glenn Ford. The second Vol touchdown came on a pass from wingback Phil Ingram to tailback James Berry. When Hubert Simpson scored the two-pointer, the Vols were back in the game. The Vols took the lead as Simpson scored and caught the two-point conversion.

All-America defensive back Roland James was the

1982 PEACH BOWL



DEC. 31, 1982

**IOWA 28
TENNESSEE 22**

ATLANTA — Iowa built a 21-7 first half lead, keyed by three Chuck Long touchdown passes, and weathered a second half Vol rally to win the 1982 Peach Bowl 28-22.

Tennessee's second-half comeback was led by quar-

terback Alan Cockrell and running backs Chuck Coleman and Doug Furnas. The Vols came off the mat to register two touchdowns and a field goal to close to 28-22 late in the fourth quarter.

With the clock winding down, the outcome hinged on two short yardage plays the Hawkeyes stopped at their 7. On third-and-2, Cockrell's pass was deflected. On fourth down, the Vol signal-caller was stopped short on a counter-option.

Cockrell completed 22 of 41 passes for 221 yards and one touchdown and was named Tennessee's Outstanding Player by CBS broadcasters.

TENNESSEE	7	0	12	3-22
IOWA	0	21	7	0-28

- TENN — Cockrell 6 run (Revez kick)
- IOWA — Moriz 57 pass from Long (Nichol kick)
- IOWA — Harmon 18 pass from Long (Nichol kick)
- IOWA — Harmon 8 pass from Long (Nichol kick)
- TENN — Coleman 10 run (Kick blocked)
- IOWA — Phillips 2 run (Nichol kick)
- TENN — Gault 19 pass from Cockrell (Pass failed)
- TENN — Revez 27 FG

TEAM STATISTICS		TENN	IOWA
First Downs		23	24
Rushes-Yards		38-154	43-110
Passing Yards		221	304
Passes (Att.-Comp.-Int.)		41-22-0	26-19-1
Total Offensive Plays		79	69
Total Offensive Yards		375	414
Fumbles-Lost		2-1	1-1
Penalties-Yards		7-47	3-30
Punts-Average		5-45.2	5-34.6
Time of Possession		30:55	29:05

TENNESSEE		TENN	IOWA		
RUSHING	Att Gain	Lost	Net	TD	Lg
Furnas	12 52	0 52	0	0	16
PASSING	Att Comp	Int	Yds	TD	Lg
Cockrell	41 22	0 22	1	1	22
RECEIVING	No	Yds	TD	Lg	
Wilson	7	62	0	15	

IOWA		TENN	IOWA		
RUSHING	Att Gain	Lost	Net	TD	Lg
Gill	16 78	8 70	0	0	15
PASSING	Att Comp	Int	Yds	TD	Lg
Long	26 19	1 304	3	3	57
RECEIVING	No	Yds	TD	Lg	
Moriz	8	168	1	57	

1983 FLORIDA CITRUS BOWL



DEC. 17, 1983

**TENNESSEE 30
MARYLAND 23**

ORLANDO — The Vols closed out their finest season since 1972, scoring two fourth quarter touchdowns to defeat Maryland 30-23, before a sell-out crowd of 50,500 and millions more on ESPN.

Johnnie Jones and Alan

Cockrell were the Vols' offensive standouts. Jones gained 154 yards on 29 carries and tallied twice, part of the Vols 201-yard ground attack. Cockrell completed 16 of 23 passes for 185 yards and one touchdown. Clyde Duncan caught six passes for 59 yards and Lenny Taylor caught four for 68 yards and one touchdown.

The Vols were led on defense by linebacker Alvin Toles, who recovered a fumble and intercepted a pass, both efforts leading to Vol scores. The Vols also held the Terrapins to 95 yards on the ground.

The Vols finished the year No. 15 by *The New York Times*, No. 17 by *USA Today* and No. 14 by *Sports Illustrated*.

TENNESSEE	7	3	6	14-30
MARYLAND	3	6	11	3-23

- UM — Atkinson 18 FG
- TENN — Taylor 12 pass from Cockrell (Revez kick)
- UM — Atkinson 48 FG
- UM — Atkinson 31 FG
- TENN — Revez 25 FG
- UM — Atkinson 22 FG
- TENN — Henderson 19 run (Pass failed)
- UM — Badjanek 3 run (Badjanek run)
- TENN — Jones 1 run (Revez kick)
- TENN — Jones 2 run (Revez kick)
- UM — Atkinson 26 FG

TEAM STATISTICS	TENN	MD
First Downs	25	17
Rushes-Yards	49-201	34-95
Passing Yards	185	253
Passes (Att.-Comp.-Int.)	23-16-1	28-18-1
Total Offensive Plays	72	62
Total Offensive Yards	386	348
Fumbles-Lost	1-1	3-1
Penalties-Yards	1-5	6-32
Punts-Average	1-47.0	0-0
Time of Possession	30:12	29:48


TENNESSEE		TENN	MD		
RUSHING	Att Gain	Lost	Net	TD	Lg
Jones	29 154	0 154	2	2	19
PASSING	Att Comp	Int	Yds	TD	Lg
Cockrell	23 16	1 185	1	25	
RECEIVING	No	Yds	TD	Lg	
Duncan	6	59	0	21	

MARYLAND		TENN	MD		
RUSHING	Att Gain	Lost	Net	TD	Lg
Joyner	17 58	0 58	0	0	7
PASSING	Att Comp	Int	Yds	TD	Lg
Reich	22 14	1 192	0	30	
RECEIVING	No	Yds	TD	Lg	
Davis	4	66	0	28	
Joyner	4	65	0	30	

VOL BOWL FACTS:

The Vols have only allowed one kickoff or punt to be returned for a touchdown in 43 bowl games. Nebraska's Bobby Newcombe returned a punt for a touchdown in the 2000 Fiesta Bowl.

1984 SUN BOWL



DEC. 22, 1984

**MARYLAND 28
TENNESSEE 27**

EL PASO — Maryland, trailing 21-0 to Tennessee after the first half, scored 22 points in the third quarter and grimly held on for a 28-27 victory in the 1984 Sun Bowl. The issue was in doubt until Maryland defensive back Keeta

Covington jarred the ball loose from the Vols' Tony Robinson, just when the Vols looked to be in position to win on a last-second field goal attempt.

The Vols jumped to the early lead on the running of tailback Johnnie Jones and the passing combo of Robinson to Tim McGee. Fuad Revez added two field goals and the Vols appeared in control.

Maryland reeled off 22 consecutive points in the third quarter, before Pete Panuska gave the Vols their last lead of the game, returning a Maryland kickoff 100 yards for the go-ahead score. Maryland's Rick Badjanek scored the game-winner with 2:28 left. But it remained for Covington to make his big play to secure the Maryland victory.

TENNESSEE	10	11	6	0-27
MARYLAND	0	0	22	6-28

- TENN — Jones 2 run (Revez kick)
- TENN — Revez 24 FG
- TENN — Revez 52 FG
- TENN — McGee 6 pass from Robinson (McGee pass from Robinson)
- UM — Neal 57 run (Pass failed)
- UM — Atkinson 23 FG
- UM — Badjanek 1 run (Pass failed)
- UM — Edmunds 40 pass from Reich (Atkinson kick)
- TENN — Panuska 100 kickoff return (Pass failed)
- UM — Badjanek 1 run (Pass failed)

TEAM STATISTICS	TENN	MD
First Downs	13	22
Rushes-Yards	34-148	54-229
Passing Yards	132	201
Passes (Att.-Comp.-Int.)	24-15-0	28-17-1
Total Offensive Plays	58	82
Total Offensive Yards	280	430
Fumbles-Lost	2-2	2-2
Penalties-Yards	6-49	8-63
Punts-Average	5-42.4	4-47.0
Sacks By-Yards	7-53	1-6
Time of Possession	24:03	35:57

TENNESSEE		TENN	MD		
RUSHING	Att Gain	Lost	Net	TD	Lg
Jones	16 72	3 69	1	1	10
PASSING	Att Comp	Int	Yds	TD	Lg
Robinson	24 15	0 132	1	21	
RECEIVING	No	Yds	TD	Lg	
McGee	6	66	1	21	

MARYLAND		TENN	MD		
RUSHING	Att Gain	Lost	Net	TD	Lg
Badjanek	21 93	3 90	2	2	10
PASSING	Att Comp	Int	Yds	TD	Lg
Reich	28 17	1 201	1	1	40
RECEIVING	No	Yds	TD	Lg	
Hill	4	69	0	35	
Edmunds	3	53	1	40	
Abdur-Ra-Oof	3	45	0	22	
Holder	3	30	0	15	

Bowl Results

1986 SUGAR BOWL



JAN. 1, 1986

TENNESSEE 35
MIAMI 7

NEW ORLEANS — Tennessee rang in 1986 in grand fashion, taking a 35-7 decision over the highly-touted Miami Hurricanes in the 52nd Sugar Bowl. A Louisiana Superdome crowd of 77,432 saw the Vols spot the

Hurricanes an early 7-0 lead, but, after Daryl Dickey and Jeff Smith hooked up for a 6-yard touchdown pass early in the second quarter, the Vols were completely in control.

Ken Donahue's defensive troops ruled the Superdome turf, rattling the Hurricanes for six turnovers, seven quarterback sacks and five tackles for lost yardage.

The Vols took the lead late in the first half when wide receiver Tim McGee corralled a Vol fumble in the end zone. They extended their lead in the third quarter as fullback Sam Henderson scored from 1-yard out after Darrin Miller's fumble recovery gave the Vols the ball at the Miami 32. After a Miami punt, Tennessee's Jeff Powell brought Vol fans to their feet, sprinting 60 yards for another Vol touchdown. All-America defensive back Chris White intercepted Miami quarterback Vinny Testaverde in the fourth quarter to set up a 6-yard scoring run by Charles Wilson.

The win evened the Vols' Sugar Bowl mark at 3-3. Dickey, who completed 15 of 25 passes for 131 yards and one touchdown, was named the game's outstanding player. The Vols' 35 points set a then school record for the most points scored in a bowl game, eclipsing the previous mark of 34 set against Air Force in the 1971 Sugar Bowl.


TENNESSEE	0	14	14	7-35
MIAMI	7	0	0	0-7

MIAMI — Irvin 18 pass from Testaverde (Cox kick)
 TENN — Smith 6 pass from Dickey (Revez kick)
 TENN — McGee recovered fumble in end zone (Revez kick)
 TENN — Henderson 1 run (Revez kick)
 TENN — Powell 60 run (Revez kick)
 TENN — Wilson 6 run (Revez kick)

TEAM STATISTICS		TENN	MIAMI
First Downs		16	22
Rushes-Yards		43-211	30-95
Passing Yards		131	237
Passes (Att.-Comp.-Int.)		25-15-1	44-23-4
Total Offensive Plays		68	74
Total Offensive Yards		342	269
Fumbles-Lost		2-1	5-2
Penalties-Yards		11-125	15-120
Punts-Average		6-39.1	6-37.6
Sacks By-Yards		7-84	1-7
Time of Possession		31:01	28:59

TENNESSEE		MIAMI	
RUSHING	Att Gain Lost Net TD Lg		
Powell	11 104 2 102 1 60		
PASSING	Att Comp Int Yds TD Lg		
Dickey	25 15 1 131 1 30		
RECEIVING	No Yds TD Lg		
McGee	7 94 0 30		

MIAMI		TENNESSEE	
RUSHING	Att Gain Lost Net TD Lg		
Williams	8 45 2 43 0 11		
Testaverde	10 10 88 -78 0 9		
PASSING	Att Comp Int Yds TD Lg		
Testaverde	36 20 3 217 1 47		
RECEIVING	No Yds TD Lg		
Irvin	5 91 1 47		
Perriman	4 43 0 20		



1986 SUGAR BOWL -- Daryl Dickey was the MVP of the Vols' 35-7 triumph over Miami in New Orleans, culminating his leading the Vols to the SEC title and Sugar Bowl berth.

1986 LIBERTY BOWL



DEC. 29, 1986

TENNESSEE 21
MINNESOTA 14

MEMPHIS — Jeff Francis threw three touchdown passes and the Vol defense shut down Minnesota when it had to, leading Tennessee to a 21-14 victory over Minnesota in the 28th Liberty Bowl.

The Vols jumped to a 14-3 halftime lead as Francis threw touchdown passes to wide receiver Joey Clinkscales and fullback William Howard. Minnesota got a late field goal from Chip Lohmiller and trailed 14-3 at the half.

The Gophers dominated the third period, getting a touchdown from quarterback Rickey Foggie on a fourth-down option play. Freshman Darrell Thompson's two-point conversion run put Minnesota back in the game. Another field goal from Lohmiller in the fourth quarter knotted the count.

The Vols roared back for the clinching score, as Francis hit Nate Middlebrooks and Anthony Miller to move deep into Minnesota territory. On third-and-3, he hit Clinkscales for the game-winner in the left corner of the end zone. The Vol defense shut down Foggie and Minnesota the rest of the way and rang up UT's third Liberty Bowl victory in as many tries.

TENNESSEE	7	7	0	7-21
MINNESOTA	0	3	8	3-14

TENN — Clinkscales 18 pass from Francis (Revez kick)
 TENN — Howard 23 pass from Francis (Revez kick)
 MINN — Lohmiller 27 FG
 MINN — Foggie 11 run (Thompson run)
 MINN — Lohmiller 25 FG
 TENN — Clinkscales 15 pass from Francis (Revez kick)

TEAM STATISTICS		TENN	MINN
First Downs		17	20
Rushes-Yards		29-81	47-238
Passing Yards		243	136
Passes (Att.-Comp.-Int.)		31-22-0	25-10-0
Total Offensive Plays		60	72
Total Offensive Yards		324	386
Fumbles-Lost		4-1	2-2
Penalties-Yards		5-49	5-30
Punts-Average		5-38.4	3-39.7
Sacks By-Yards		1-4	1-8
Time of Possession		28:40	31:20

TENNESSEE		MINN	
RUSHING	Att Gain Lost Net TD Lg		
Howard	16 68 5 63 0 10		
PASSING	Att Comp Int Yds TD Lg		
Francis	31 22 0 243 3 27		
RECEIVING	No Yds TD Lg		
Clinkscales	7 72 2 18		
Miller	6 72 0 27		

MINNESOTA		TENNESSEE	
RUSHING	Att Gain Lost Net TD Lg		
Thompson	25 139 3 136 0 21		
PASSING	Att Comp Int Yds TD Lg		
Foggie	25 10 0 136 0 44		
RECEIVING	No Yds TD Lg		
Anderson	3 31 0 15		

1988 PEACH BOWL



JAN. 2, 1988 TENNESSEE 27 INDIANA 22

ATLANTA — Tennessee closed the 1987 season the way it began it way back in August, posting a come-from-behind win over a Big Ten rival. This time the Indiana Hoosiers were the victim, as the Vols rallied once again in

the fourth quarter for a 27-22 victory.

A record Peach Bowl crowd of 58,737 saw the Vols explode to a 21-3 lead early in the second quarter as quarterback Jeff Francis led three scoring drives and threw TD passes to Anthony Miller and Terence Cleveland. Indiana rallied in the second half and led 22-21 late in the fourth quarter. But the Vol defense stiffened and Francis and his offensive mates got the ball at the Hoosier 40.

The Vols took it for the winning score as Francis scrambled for a crucial first down and Cobb got the game-winner from 9 yards out. Charles Kimbrough's interception sealed the Vols' first win in two Peach Bowl tries.

TENNESSEE	14	7	0	6-27
INDIANA	3	7	6	6-22

TENN — Cobb 6 run (Reich kick)

IND — Stoyanovich 52 FG

TENN — Miller 45 pass from Francis (Reich kick)

TENN — Cleveland 15 pass from Francis (Reich kick)

IND — Jones 43 pass from Schnell (Stoyanovich kick)

IND — Thompson 12 run (Pass failed)

IND — Jordan 12 run (Pass failed)

TENN — Cobb 9 run (Pass failed)

TEAM STATISTICS		TENN	IND
First Downs		26	16
Rushes-Yards		52-244	31-96
Passing Yards		230	218
Passes (Att.-Comp.-Int.)		27-21-0	33-18-2
Total Offensive Plays		79	64
Total Offensive Yards		474	314
Fumbles-Lost		2-2	0-0
Penalties-Yards		5-35	4-37
Punts-Average		2-36.5	6-30.6
Time of Possession		33:19	26:41

TENNESSEE							
RUSHING	Att	Gain	Lost	Net	TD	Lg	
Cobb	21	151	5	146	2	43	
PASSING	Att	Comp	Int	Yds	TD	Lg	
Francis	26	20	0	225	2	45	
RECEIVING	No	Yds	TD	Lg			
Miller	5	78	1	45			

INDIANA							
RUSHING	Att	Gain	Lost	Net	TD	Lg	
Thompson	18	73	6	67	1	17	
PASSING	Att	Comp	Int	Yds	TD	Lg	
Schnell	33	18	2	218	1	43	
RECEIVING	No	Yds	TD	Lg			
Jones	7	150	1	43			

1990 COTTON BOWL



JAN. 1, 1990 TENNESSEE 31 ARKANSAS 27

DALLAS — Tennessee finished with its finest season record since 1970 by taking a hard-fought 31-27 decision over the Southwest Conference champion Razorbacks.

The Vols, paced by the running of Offensive MVP Chuck Webb and an opportunistic defense, raced to a 31-13 lead after three periods, but the Hogs stormed back to close the margin before Alvin Harper recovered an onside kick attempt with 1:23 left on the clock and the Vols were able to run out the clock.

UT had parlayed a field goal by Greg Burke, two TDs by Webb, one on a 78-yard run down the near sideline, an 84-yard pass from Andy Kelly to Anthony Morgan and a 1-yard toss from Kelly to Greg Amsler to take the lead.

Martin Williams and Tracy Hayworth recovered fumbles to blunt two Arkansas drives and Defensive MVP Carl Pickens intercepted an Arkansas pass to stop another drive. Kacy Rodgers made a big play in the fourth quarter, stopping Arkansas tailback Barry Foster on fourth-and-1 at the Vol 9.

TENNESSEE	3	14	14	0-31
ARKANSAS	6	0	7	14-27

TENN — Burke 23 FG

ARK — Foster 1 run (Run failed)

TENN — Morgan 84 pass from Kelly (Burke kick)

TENN — Webb 1 run (Burke kick)

TENN — Amsler 1 pass from Kelly (Burke kick)

ARK — Rouse 1 run (Wright kick)

TENN — Webb 78 run (Burke kick)

ARK — Foster 1 run (Foster run)

ARK — Winston 67 pass from Grovey (Pass failed)

TEAM STATISTICS		TENN	ARK
First Downs		16	31
Rushes-Yards		38-320	72-361
Passing Yards		150	207
Passes (Att.-Comp.-Int.)		23-9-2	22-12-1
Total Offensive Plays		61	94
Total Offensive Yards		470	568
Fumbles-Lost		0-0	3-2
Penalties-Yards		4-36	3-20
Punts-Average		5-39.0	3-44.3
Time of Possession		22:17	37:43

TENNESSEE							
RUSHING	Att	Gain	Lost	Net	TD	Lg	
Webb	26	250	0	250	2	78	
PASSING	Att	Comp	Int	Yds	TD	Lg	
Kelly	23	9	2	150	2	84	
RECEIVING	No	Yds	TD	Lg			
Morgan	2	96	1	84			
Harper	2	28	0	19			

ARKANSAS							
RUSHING	Att	Gain	Lost	Net	TD	Lg	
Rouse	22	145	11	134	1	29	
Foster	22	103	0	103	2	18	
PASSING	Att	Comp	Int	Yds	TD	Lg	
Grovey	22	12	1	207	1	67	
RECEIVING	No	Yds	TD	Lg			
Russell	7	105	0	28			

1991 SUGAR BOWL



JAN. 1, 1991 TENNESSEE 23 VIRGINIA 22

NEW ORLEANS — Tennessee concluded its 100-year anniversary season and longest in Vol history with a come-from-behind victory in the 57th Sugar Bowl Classic at the Louisiana Superdome. The Vols thus concluded a 9-2-2

season that began way back in August. The Vols trailed for the first 59:29, but won the game when Tony Thompson, who rushed for 151 yards, hurdled the line for a score from 1 yard out. Thompson's score climaxed a Sugar Bowl record-setting 20-point fourth quarter that saw the Vols outscore the Cavs by 14.

Leading 16-3, Virginia looked poised to put the game away late in the third quarter. But Floyd Miley intercepted a Shawn Moore pass at the Vol 6 and the rally was on. Andy Kelly, voted the game's most outstanding player, led three drives for scores and Dale Carter intercepted a last-gasp Virginia pass to gain the victory.

Thompson scored twice in the fourth quarter rally and Kelly, who directed the Vol attack flawlessly in the final stanza, found Carl Pickens wide open for the other score.

Carter had two interceptions for his night's work and linebacker Darryl Hardy had eight tackles and four broken-up passes.

TENNESSEE	0	0	3	20-23
VIRGINIA	9	7	0	6-22

VA — Steele 10 run (Kick blocked)

VA — McInerney FG 22

VA — Kirby 1 run (McInerney kick)

TENN — Burke 27 FG

TENN — Thompson, 7 run (Burke kick)

VA — McInerney 43 FG

TENN — Pickens 15 pass from Kelly (Burke kick)

VA — McInerney 44 FG

TENN — Thompson 1 run (Pass failed)


TEAM STATISTICS		TENN	VA
First Downs		28	25
Rushes-Yards		38-191	58-287
Passing Yards		273	62
Passes (Att.-Comp.-Int.)		35-24-2	24-9-3
Total Offensive Plays		73	82
Total Offensive Yards		464	349
Fumbles-Lost		1-1	1-0
Penalties-Yards		5-65	5-30
Punts-Average		2-20.0	1-48.0
Sacks By-Yards		1-7	1-11
Time of Possession		23:32	36:28

TENNESSEE							
RUSHING	Att	Gain	Lost	Net	TD	Lg	
Thompson	25	154	3	151	2	38	
PASSING	Att	Comp	Int	Yds	TD	Lg	
Kelly	35	24	2	273	1	29	
RECEIVING	No	Yds	TD	Lg			
Moore	7	97	0	29			
Pickens	6	87	1	22			

VIRGINIA							
RUSHING	Att	Gain	Lost	Net	TD	Lg	
Kirby	21	75	2	73	1	10	
Fisher	15	90	0	90	0	14	
S. Moore	11	76	0	76	0	22	
PASSING	Att	Comp	Int	Yds	TD	Lg	
S. Moore	22	9	2	62	0	11	
RECEIVING	No	Yds	TD	Lg			
Kirby	4	27	0	9			

Bowl Results

1992 FIESTA BOWL



JAN. 1, 1992
PENN STATE 42
TENNESSEE 17

TEMPE — Tennessee appeared to be in the driver's seat of the 21st Fiesta Bowl, leading 17-7 midway in the third quarter, but Penn State ran off 35 unanswered points in just 7:49 to take the decision. Turnovers proved to be the Vols' undoing as four of the six Penn State scores came off Vol mistakes.

The Vols, who trailed 7-0 just 1:19 into the game, ran off 17 unanswered points of their own between the first and third quarters, but failed to take full advantage of the 441-226 yard statistical advantage. The Nittany Lions then reeled off 35 unanswered points of their own to seal the win.

James Stewart and Cory Fleming scored Vol touchdowns while John Becksvoort added two conversions and a 24-yard field goal. Stewart's score came after a 10-play, 62-yard drive in the first quarter. Fleming's came in the third quarter on a pass from Andy Kelly on which the Vol sophomore wideout made some nifty moves in the open field to find paydirt.

TENNESSEE	10	0	7	0-17
PENN STATE	7	0	14	21-42

PSU — Gash 10 pass from Sacca (Fayak kick)
 TENN — Stewart run 1 (Becksvoort kick)
 TENN — Becksvoort 24 FG
 TENN — Fleming 44 pass from Kelly (Becksvoort kick)
 PSU — LaBarca 3 pass from Sacca (Fayak kick)
 PSU — Brady 13 pass from Sacca (Fayak kick)
 PSU — Anderson 2 run (Fayak kick)
 PSU — Givens 23 fumble interception return (Fayak kick)
 PSU — McDuffie 37 pass from Sacca (Fayak kick)

TEAM STATISTICS		TENN	PSU
First Downs		25	12
Rushes-Yards		45-171	37-76
Passing Yards		270	150
Passes (Att.-Comp.-Int.)		43-21-1	28-11-0
Total Offensive Plays		88	65
Total Offensive Yards		441	226
Fumbles-Lost		5-3	0-0
Penalties-Yards		3-34	3-36
Punts-Average		6-36.3	9-47.9
Sacks By-Yards		4-25	3-20
Time of Possession		32:21	27:39

TENNESSEE						
RUSHING	Att	Gain	Lost	Net	TD	Lg
Stewart	15	86	2	84	1	13
Hayden	13	57	1	56	0	12
PASSING	Att	Comp	Int	Yds	TD	Lg
Kelly	40	20	1	273	1	44
RECEIVING	No	Yds	TD	Lg		
Pickens	8	100	0	28		

PENN STATE						
RUSHING	Att	Gain	Lost	Net	TD	Lg
Anderson	17	60	3	57	1	17
PASSING	Att	Comp	Int	Yds	TD	Lg
Sacca	28	11	0	150	4	37
RECEIVING	No	Yds	TD	Lg		
McDuffie	4	78	1	37		
Drayton	3	35	0	18		

1993 HALL OF FAME BOWL



JAN. 1, 1993
TENNESSEE 38
BOSTON COLLEGE 23

TAMPA — Tennessee scored 14 points despite having the ball only 3:32 of the first quarter and added 24 more in the third and early fourth quarters to take a 38-23 decision over Boston College in the seventh annual Hall of Fame Bowl at Tampa Stadium.

Game MVP Heath Shuler led the way, completing 18 of 23 passes for 245 yards and two touchdowns while scoring two himself. His TD passes went to Cory Fleming (27 yards) and Mose Phillips (69 yards). Shuler scored twice on runs of 1 and 14 yards. Jerry Colquitt threw a 48-yard scoring pass to Fleming and John Becksvoort added a field goal and five extra points. The Vols outgained the Eagles 450-371.

After a bad snap on BC's first punt of the game led to good field position at the BC 43, Shuler found Ron Davis down the left side for 42 yards and scored a play later on a keeper left. Fleming's first TD came on the Vols' next possession. The Vols' third quarter surge featured Shuler's second TD of the day and a Phillips' determined run for a score.

TENNESSEE	14	0	17	7-38
BOSTON COLLEGE	0	7	0	16-23


TENN — Shuler 1 run (Becksvoort kick)
 TENN — Fleming 27 pass from Shuler (Becksvoort kick)
 BC — Mitchell 12 pass from Foley (Gordon kick)
 TENN — Shuler 14 run (Becksvoort kick)
 TENN — Becksvoort 25 FG
 TENN — Phillips 69 pass from Shuler (Becksvoort kick)
 TENN — Fleming 48 pass from Colquitt (Becksvoort kick)
 BC — Mitchell 17 pass from Foley (Mitchell pass from Foley)
 BC — D. Campbell 7 run (I. Boyd pass from Foley)

TEAM STATISTICS		TENN	BC
First Downs		20	22
Rushes-Yards		39-157	33-103
Passing Yards		293	268
Passes (Att.-Comp.-Int.)		26-19-0	47-23-1
Total Offensive Plays		65	80
Total Offensive Yards		450	371
Fumbles-Lost		1-1	1-0
Penalties-Yards		5-40	5-25
Punts-Average		4-41.3	5-37.0
Sacks By-Yards		4-30	1-5
Time of Possession		29:31	30:29

TENNESSEE						
RUSHING	Att	Gain	Lost	Net	TD	Lg
Garner	10	49	4	45	0	11
PASSING	Att	Comp	Int	Yds	TD	Lg
Shuler	23	18	0	245	2	69
RECEIVING	No	Yds	TD	Lg		
Fleming	5	102	2	48		
Phillips	3	88	1	69		

BOSTON COLLEGE						
RUSHING	Att	Gain	Lost	Net	TD	Lg
Dukes	15	88	5	83	0	19
PASSING	Att	Comp	Int	Yds	TD	Lg
Foley	46	23	1	268	2	27
RECEIVING	No	Yds	TD	Lg		
Mitchell	9	100	2	19		

1994 FLORIDA CITRUS BOWL



JAN. 1, 1994
PENN STATE 31
TENNESSEE 13

ORLANDO — Tennessee jumped to a 10-0 lead on its first two offensive series, but Penn State rallied from a 13-10 deficit late in the first half with 21 unanswered points to take a 31-13 decision in the 48th annual Florida Citrus Bowl.

Tennessee moved to a field goal on its first possession, one of two made by John Becksvoort on the day. The Vols scored a touchdown on their second foray into Penn State territory on a 19-yard pass from Heath Shuler to Cory Fleming, but could add only a Citrus Bowl record 50-yard field goal by Becksvoort the rest of the afternoon.

Penn State scored to take the lead for good just before halftime and added another score off a sustained drive after the opening kickoff of the second half to assume control of the game.

Charlie Garner rushed 16 times for 89 yards and Fleming caught seven passes for 101 yards. The Vols finished with a 9-2-1 overall record.

TENNESSEE	10	3	0	0-13
PENN STATE	7	10	7	7-31

TENN — Becksvoort 46 FG
 TENN — Fleming 19 pass from Shuler (Becksvoort kick)
 PSU — Carter 3 run (Fayak kick)
 PSU — Fayak 19 FG
 TENN — Becksvoort 50 FG
 PSU — Carter 14 run (Fayak kick)
 PSU — Brady 7 pass from Collins (Fayak kick)
 PSU — Ingram 15 pass from Collins (Fayak kick)

TEAM STATISTICS		TENN	PSU
First Downs		16	20
Rushes-Yards		29-135	42-209
Passing Yards		213	162
Passes (Att.-Comp.-Int.)		44-23-1	24-15-1
Total Offensive Plays		73	66
Total Offensive Yards		348	371
Fumbles-Lost		0-0	0-0
Penalties-Yards		10/79	4/30
Punts-Average		6-44.2	6-32.0
Sacks By-Yards		4-20	1-7
Time of Possession		29:47	30:13

TENNESSEE						
RUSHING	Att	Gain	Lost	Net	TD	Lg
Garner	16	91	2	89	0	18
PASSING	Att	Comp	Int	Yds	TD	Lg
Shuler	42	22	1	205	1	27
RECEIVING	No	Yds	TD	Lg		
Fleming	7	101	1	27		

PENN STATE						
RUSHING	Att	Gain	Lost	Net	TD	Lg
Carter	21	112	4	108	1	15
PASSING	Att	Comp	Int	Yds	TD	Lg
Collins	24	15	1	162	2	36
RECEIVING	No	Yds	TD	Lg		
Ingram	7	107	1	36		

1994 GATOR BOWL

DEC. 30, 1994

TENNESSEE 45 VIRGINIA TECH 23



GAINESVILLE — Tennessee bolted to a 35-10 halftime lead and moved on from there to take a 45-23 triumph over Virginia Tech in the 1994 Gator Bowl game, played this year at Florida Field in Gainesville. A 21-point second

quarter was the key as the Vols scored on five of seven first half possessions.

James Stewart scored three TDs and threw a 19-yard TD pass to Kendrick Jones. Peyton Manning threw a 36-yard TD pass to Marcus Nash and Jay Graham scored on a 1-yard run.

Tyrone Hines had an interception which led to the Vols' first score and Shawn Summers had a 49-yard punt return that led to a Vol score in the fourth period.

Stewart, who was named the most outstanding player for the game, carried 22 times for 85 yards. Manning completed 12 of 19 passes for 189 yards. Joey Kent led the Vols with six receptions for 116 yards, 42 coming on a spectacular catch down the far boundary a play before Nash's TD grab. With the win, the Vols finished 8-4 for the season, after starting 1-3.

TENNESSEE	14	21	0	10-45
VIRGINIA TECH	0	10	6	7-23

TENN — J. Stewart 1 run (Becksvort kick)

TENN — Nash 36 pass from Manning (Becksvort kick)

TENN — Graham 1 run (Becksvort kick)

VT — Thomas 1 run (Williams kick)

TENN — J. Stewart 1 run (Becksvort kick)

TENN — Jones 19 pass from J. Stewart (Becksvort kick)

VT — Williams 28 FG

VT — DeShazo 7 run (kick failed)

TENN — J. Stewart 5 run (Becksvort kick)

TENN — Becksvort 19 FG

VT — Still 9 pass from Druckenmiller (Williams kick)

TEAM STATISTICS	TENN	TECH
First Downs	18	22
Rushes-Yards	47-245	43-189
Passing Yards	250	237
Passes (Att.-Comp.-Int.)	23-16-0	38-23-2
Total Offensive Plays	70	81
Total Offensive Yards	495	426
Fumbles-Lost	0-0	5-1
Penalties-Yards	7-58	3-25
Punts-Average	5-43.6	5-43.4
Sacks By-Yards	0-0	2-16
Time of Possession	30:55	29:05

TENNESSEE

RUSHING	Att	Gain	Lost	Net	TD	Lg
Stewart	22	87	2	85	3	18
PASSING	Att	Comp	Int	Yds	TD	Lg
Manning	19	12	0	189	1	42
RECEIVING	No	Yds	TD	Lg		
Kent	6	116	0	42		

VIRGINIA TECH

RUSHING	Att	Gain	Lost	Net	TD	Lg
Thomas	19	103	1	102	1	27
DeShazo	11	50	11	39	1	13
PASSING	Att	Comp	Int	Yds	TD	Lg
DeShazo	30	17	2	140	0	25
RECEIVING	No	Yds	TD	Lg		
Still	5	79	1	25		
Holmes	5	45	0	16		

1996 FLORIDA CITRUS BOWL

Jan. 1, 1996

TENNESSEE 20 OHIO STATE 14



ORLANDO — Jeff Hall kicked two fourth quarter field goals and the Vol defense held Ohio State in check as Tennessee defeated the Buckeyes 20-14 on a rainy day in the 50th annual Florida Citrus Bowl.

Jay Graham, the game's MVP, rushed for 154 yards, including a 69-yard scoring dash late in the first half that pulled the Vols even, 7-7, at halftime. Peyton Manning completed 20 of 35 passes for 182 yards and one touchdown. Joey Kent led the Vol receiving corps with seven catches for 109 yards, including a 47-yard scoring toss from Manning that gave UT a 14-7 advantage in the third quarter.

Hall's two field goals in the fourth quarter came after the Buckeyes had tied the game, 14-14, to open the final stanza. Tennessee's defense, which had stopped the Buckeyes on a second quarter fourth-and-inches at the Vol 3-yard line, forced three turnovers in OSU's final four possessions to seal the victory.

UT held Ohio State, with Heisman winner Eddie George, to a season-low 89 yards on the ground.

The victory upped Tennessee's record to 11-1, its best since 1989 and propelled the Vols to a No. 2 finish in the final CNN-USA Today poll. UT's highest since 1967. The Vols were tabbed No. 3 in final Associated Press voting.

TENNESSEE	0	7	7	6-20
OHIO STATE	7	0	0	7-14

OSU — George 2 run (Jackson kick)

TENN — Graham 69 run (Hall kick)

TENN — Kent 47 pass from Manning (Hall kick)

OSU — Dudley 32 pass from Hoying (Jackson kick)

TENN — Hall 29 FG

TENN — Hall 25 FG

TEAM STATISTICS	TENN	OSU
First Downs	15	17
Rushes-Yards	32-145	36-89
Passing Yards	182	246
Passes (Att.-Comp.-Int.)	35-20-0	38-19-1
Total Offensive Plays	67	74
Total Offensive Yards	327	335
Fumbles-Lost	1-1	5-3
Penalties-Yards	8-43	6-57
Punts-Average	9-34.2	7-48.1
Sacks By-Yards	2-12	3-15
Time of Possession	30:39	29:21

TENNESSEE

RUSHING	Att	Gain	Lost	Net	TD	Lg
Graham	26	168	14	154	1	69
PASSING	Att	Comp	Int	Yds	TD	Lg
Manning	35	20	0	182	1	47
RECEIVING	No	Yds	TD	Lg		
Kent	7	109	1	47		

OHIO STATE

RUSHING	Att	Gain	Lost	Net	TD	Lg
George	25	107	6	101	1	17
PASSING	Att	Comp	Int	Yds	TD	Lg
Hoying	38	19	1	246	1	32
RECEIVING	No	Yds	TD	Lg		
Glenn	7	95	0	21		
Dudley	5	106	1	32		

1997 FLORIDA CITRUS BOWL

Jan. 1, 1997

TENNESSEE 48 NORTHWESTERN 28



ORLANDO — Tied 21-21 late in the second quarter, Tennessee scored the game's next 20 points and took a 48-28 victory over Big 10 co-champion Northwestern. Peyton Manning completed 27 of 39 passes for 408 yards

to lead the Vol attack.

After the Wildcats had battled back from a 21-0 first quarter deficit to tie the game, Manning threw a 67-yard TD pass to Joey Kent and beat the clock for a Jeff Hall field goal on the final play of the half to give the Vols a 31-21 halftime lead. The Vols stretched the lead to 38-21 when linebacker Tyrone Hines intercepted a Steve Schnur pass and returned the oskie 30 yards for a score. Hall added another field goal and Manning threw a TD pass to tight end Dustin Moore to conclude the Vol scoring.

The Vols had jumped to a 21-0 lead in the first quarter on a 43-yard TD pass from Manning to Peerless Price, a 10-yard run for a score by Manning and another TD toss, this one from Manning to Kent from 11 yards out. Price caught six passes for 110 yards and Kent caught five for 122 yards.

The Vols finished No. 9 overall in both polls.

TENNESSEE	21	10	7	10-48
NORTHWESTERN	0	21	0	7-28

TENN — P. Price 43 pass from Manning (Hall kick)

TENN — Manning 10 run (Hall kick)

TENN — Kent 11 pass from Manning (Hall kick)

NW — D. Autry 2 run (Gowins kick)

NW — Musso 20 pass from Schnur (Gowins kick)

NW — D. Autry 28 run (Gowins kick)

TENN — Kent 67 pass from Manning (Hall kick)

TENN — Hall 19 FG

TENN — Hines 30 interception run (Hall kick)

TENN — Hall 28 FG

NW — Bates 22 pass from Schnur (Gowins kick)

TENN — Moore 6 pass from Manning (Hall kick)

TEAM STATISTICS	TENN	NW
First Downs	29	22
Rushes-Yards	32-115	28-43
Passing Yards	408	242
Passes (Att.-Comp.-Int.)	39-27-0	51-27-4
Total Offensive Plays	71	79
Total Offensive Yards	523	285
Fumbles-Lost	4-2	1-1
Penalties-Yards	13-112	5-40
Punts-Average	4-35.8	6-37.3
Sacks By-Yards	3-31	3-23
Time of Possession	27:52	32:08

TENNESSEE

RUSHING	Att	Gain	Lost	Net	TD	Lg
Graham	14	81	2	79	0	14
PASSING	Att	Comp	Int	Yds	TD	Lg
Manning	39	27	0	408	4	67
RECEIVING	No	Yds	TD	Lg		
Price	6	110	1	43		
Kent	5	122	2	67		

NORTHWESTERN

RUSHING	Att	Gain	Lost	Net	TD	Lg
Autry	17	71	5	65	2	28
PASSING	Att	Comp	Int	Yds	TD	Lg
Schnur	45	25	3	228	2	22
RECEIVING	No	Yds	TD	Lg		
Bates	10	97	1	22		
Musso	10	91	1	20		

Bowl Results

1998 ORANGE BOWL



Jan. 2, 1998 NEBRASKA 42 TENNESSEE 17

MIAMI — A 21-point third quarter proved pivotal as No. 2 Nebraska took a 42-17 win over No. 3 Tennessee in the 1997 season's final bowl game and 64th Orange Bowl. The win vaulted the Cornhuskers to the No. 1 spot

in the Coaches' Poll with a 13-0 record. Tennessee finished 11-2, the sixth 11-win season in school history, and earned seventh (AP) and eighth (ESPN/USA Today) place finishes. A crowd of 72,835 saw the contest, the first ever between the two teams.

Peyton Manning and Tee Martin each threw TD passes for the Vols. Manning's a 5-yarder to Peerless Price and Martin's a 3-yarder to Andy McCullough. Jeff Hall added a 44-yard field goal and Travis Stephens caught a two-point conversion pass from Martin.

Tennessee fell behind 14-0 before Hall's fielder in the second quarter and saw the game get away when Nebraska cranked up the ground game in the third quarter en route to scores on drives of 80, 73 and 80 yards. The Huskers' third score came after Manning's TD pass to Price cut the margin to 28-9 after a 72-yard, 9-play drive. Tailback Jamal Lewis concluded a stellar freshman season, carrying 14 times for 90 yards and being named his team's MVP.

TENNESSEE	0	3	6	8-17
NEBRASKA	7	7	21	7-42

NEB - Green 1 run (Brown kick)

NEB - Wiggins 10 run (Brown kick)

TENN - Hall 44 FG

NEB - Frost 1 run (Brown kick)

NEB - Frost 11 run (Brown kick)

TENN - Price 5 pass from Manning (Pass failed)

NEB - Green 22 run (Brown kick)

NEB - Frost 9 run (Brown kick)

TENN - McCullough 3 pass from Martin (Stephens pass from Martin)

TEAM STATISTICS	TENN	NEB
First Downs	16	30
Rushes-Yards	21-128	68-409
Passing Yards	187	125
Passes (Att.-Comp.-Int.)	35-25-1	12-9-0
Total Offensive Plays	56	80
Total Offensive Yards	315	534
Fumbles-Lost	2-2	3-2
Penalties-Yards	5-37	8-63
Punts-Average	6-52.3	4-39.0
Sacks By-Yards	0-0	1-9
Time of Possession	23:57	36:03

TENNESSEE

RUSHING	Att	Gain	Lost	Net	TD	Lg
Lewis	14	92	2	90	0	26

PASSING	Att	Comp	Int	Yds	TD	Lg
Manning	31	21	1	134	1	20

RECEIVING	No	Yds	TD	Lg
Nash	5	53	0	20

NEBRASKA

RUSHING	Att	Gain	Lost	Net	TD	Lg
Green	29	210	4	206	2	47
Frost	17	69	9	60	3	11

PASSING	Att	Comp	Int	Yds	TD	Lg
Frost	12	9	0	125	0	29

RECEIVING	No	Yds	TD	Lg
Jackson	4	56	0	25

1999 FIESTA BOWL



Jan. 4, 1999 TENNESSEE 23 FLORIDA STATE 16

TEMPE — Tennessee won the 1998 national championship, the first for the Vols since 1951, and completed the school's first-ever 13-0 season with a 23-16 win over the No. 2 Seminoles. Tee Martin completed 11 of 18

passes for 278 yards and threw TD passes to Shawn Bryson and Peerless Price, covering 4 and 79 yards respectively.

For his part, Price caught four passes for 199 yards, setting a Tennessee bowl receiving record in the process. A Fiesta Bowl record crowd of 84,470 saw the game, only the second meeting between the two schools, the first coming in 1958.

Bryson's TD reception came in the second quarter and was followed by Dwayne Goodrich pilfering an FSU pass and returning the oskie 54 yards for a score which gave the Vols a 14-0 lead. Goodrich's TD run was the third of his career. Bryson's TD came after the Vols took a Jeff Hall field goal off the board due to a roughing-the-kicker penalty.

Florida State narrowed the margin to 14-9 at the half and the score remained that way until midway in the fourth quarter when Martin and Price hooked up for the pivotal 79-yard score, followed by a Seminole turnover and a Hall field goal good from 23 yards out. The Seminoles pulled to within the eventual 23-16 margin late in the game, but could get no closer.

Price was named the Offensive Player of the Game and Goodrich the Defensive Player of the Game.

TENNESSEE	0	14	0	9-23
FLORIDA STATE	0	9	0	7-16

TENN - Bryson 4 pass from T. Martin (Hall kick)

TENN - Goodrich 54 interception return (Hall kick)

FSU - McCray 1 run (Kick failed)

FSU - Janikowski 34 FG

TENN - Price 79 pass from T. Martin (Kick blocked)

TENN - Hall 23 FG

FSU - Outzen 7 run (Janikowski kick)

TEAM STATISTICS	TENN	FSU
First Downs	16	13
Rushes-Yards	45-114	41-108
Passing Yards	278	145
Passes (Att.-Comp.-Int.)	19-11-2	22-9-2
Total Offensive Plays	64	63
Total Offensive Yards	392	253
Fumbles-Lost	3-2	4-1
Penalties-Yards	9-55	12-110
Punts-Average	5-38.0	9-39.8
Sacks By-Yards	4-31	1-3
Time of Possession	31:10	28:50

TENNESSEE

RUSHING	Att	Gain	Lost	Net	TD	Lg
Henry	19	32	4	28	0	9
Stephens	13	61	1	60	0	18

PASSING	Att	Comp	Int	Yds	TD	Lg
T. Martin	18	11	2	278	2	79

RECEIVING	No	Yds	TD	Lg
Price	4	199	1	79

FLORIDA STATE

RUSHING	Att	Gain	Lost	Net	TD	Lg
Minor	15	91	8	83	0	23

PASSING	Att	Comp	Int	Yds	TD	Lg
Outzen	22	9	2	145	0	39

RECEIVING	No	Yds	TD	Lg
Dugans	6	135	0	39



1999 FIESTA BOWL — Tee Martin capped off Tennessee's 13-0 National Championship season by completing 11-of-18 passes for 278 yards and two touchdowns in the Vols' 23-16 Tostitos Fiesta Bowl victory over Florida State.

2004 VOLUNTEERS

2000 FIESTA BOWL



**Jan. 2, 2000
NEBRASKA 31
TENNESSEE 21**

TEMPE - Two long Nebraska scoring drives in the second half ended Tennessee's hopes of an upset in the Cornhuskers' 31-21 victory over the Vols before 71,526 in the 2000 Tostitos Fiesta Bowl.

The Cornhuskers, who rushed for 321 yards and held the Vols to but 44, jumped to a 14-0 lead in the first quarter, on a 7-yard run by I-back Dan Alexander, who ran for 108 yards on the night, and a 60-yard punt return by Bobby Newcombe. Nebraska added a field goal late in the half before Tee Martin led a 65-yard, eight-play drive culminating in a 9-yard pass to wideout Donte Stallworth.

The Vols closed it to 17-14 when Travis Henry scored on a 4-yard run early in the third quarter after the Vols forced a fumble on the second play after the third quarter kickoff. Will Overstreet caused the bobble and Dominique Stevenson got it.

The Cornhuskers hurt the Vols with the pass on the first scoring drive, but marched the entire 99 yards on the ground on the second drive.

The Vols got the game's last score when wide receiver Cedrick Wilson, a former high school quarterback, threw a 44-yard TD pass to Stallworth that closed it to 31-21 with 7:25 left. It was his first pass as a Vol and showed the versatility of the Memphis wideout.

TENNESSEE	0	7	7	7-21
NEBRASKA	14	3	7	7-31

- NEB - Alexander 7 run (Brown kick)
- NEB - Newcombe 60 punt return (Brown kick)
- NEB - J. Brown 31 FG
- TENN - Stallworth 9 pass from T. Martin (Walls kick)
- TENN - Henry 4 run (Walls kick)
- NEB - Golliday 13 pass from Crouch (Brown kick)
- NEB - Buckhalter 2 run (Brown kick)
- TENN - Stallworth 44 pass from Wilson (Walls kick)

TEAM STATISTICS		TENN	NEB
First Downs		17	23
Rushes-Yards		26-44	56-321
Passing Yards		267	148
Passes (Att.-Comp.-Int.)		35-20-2	15-9-0
Total Offensive Plays		61	71
Total Offensive Yards		311	469
Fumbles-Lost		1-0	1-1
Penalties-Yards		5-41	8-59
Punts-Average		7-43.1	6-39.5
Sacks By-Yards		2-12	3-7
Time of Possession		26:05	33:55

TENNESSEE						
RUSHING	Att	Gain	Lost	Net	TD	Lg
Henry	10	32	1	31	1	10
Lewis	8	21	2	19	0	5

NEBRASKA						
RUSHING	Att	Gain	Lost	Net	TD	Lg
Alexander	21	111	4	108	1	15

TENNESSEE						
PASSING	Att	Comp	Int	Yds	TD	Lg
T. Martin	34	19	2	223	1	49
Wilson	1	1	0	44	1	44

NEBRASKA						
PASSING	Att	Comp	Int	Yds	TD	Lg
Crouch	15	9	0	148	1	46

TENNESSEE						
RECEIVING	No	Yds	TD	Lg		
Stallworth	8	108	2	44		
Wilson	7	75	0	15		

2001 COTTON BOWL



**Jan. 1, 2001
KANSAS STATE 35
TENNESSEE 21**

DALLAS - Leading 21-14 at the half, Kansas State scored on its first two possessions of the third quarter and held Tennessee scoreless until the final minutes to take a 35-21 victory in the 65th annual Cotton Bowl

Classic on a cold and snowy day in Texas.

The Wildcats jumped to a 7-0 first quarter lead, but the Vols rallied to tie the game on a 17-yard pass from freshman quarterback Casey Clausen to wideout David Martin in the second period. Kansas State then parlayed two TD passes from game MVP Jonathan Beasley to wideout Quincy Morgan, 56 and 10 yards, respectively, to lead 21-7 midway in the second quarter.

Kansas State appeared headed for more late in the second quarter, when defensive tackle Chavis Smith tipped a Beasley pass and Jabari Greer took the interception back 78 yards for a score. K-State's 21-14 lead at the half didn't last long once the third quarter started.

The Wildcats' two third quarter scores came entirely on the ground in the first 4:54 of the third quarter. It remained 35-14 until Travis Henry, who ran for 180 yards on 17 carries, found daylight on a dash up the middle and outran everybody to the end zone.

The game marked the Vols' fifth appearance in the Cotton Bowl overall and first since 1990. It was also the Vols' first game against Kansas State.

TENNESSEE	0	14	0	7-21
KANSAS STATE	7	14	14	0-35

- KSU - Beasley 14 run (Rheem kick)
- TENN - D. Martin 17 pass from Clausen (Walls kick)
- KSU - Morgan 56 pass from Beasley (Rheem kick)
- KSU - Morgan 10 pass from Beasley (Rheem kick)
- TENN - Greer 78 interception run (Walls kick)
- KSU - Scobey 12 run (Rheem kick)
- KSU - Scobey 6 run (Rheem kick)
- TENN - Henry 81 run (Walls kick)

TEAM STATISTICS		TENN	KSU
First Downs		12	25
Rushes-Yards		24-178	59-297
Passing Yards		120	210
Passes (Att.-Comp.-Int.)		25-7-3	27-13-1
Total Offensive Plays		49	86
Total Offensive Yards		298	507
Fumbles-Lost		1-0	1-1
Penalties-Yards		5-40	7-44
Punts-Average		8-29.2	5-34.0
Sacks By-Yards		0-0	2-9
Time of Possession		21:34	38:26

TENNESSEE						
RUSHING	Att	Gain	Lost	Net	TD	Lg
Henry	17	183	3	180	1	81

KANSAS STATE						
RUSHING	Att	Gain	Lost	Net	TD	Lg
Scobey	28	153	6	147	2	21

TENNESSEE						
PASSING	Att	Comp	Int	Yds	TD	Lg
Clausen	25	7	3	120	1	41

KANSAS STATE						
PASSING	Att	Comp	Int	Yds	TD	Lg
Beasley	27	13	1	210	2	56

TENNESSEE						
RECEIVING	No	Yds	TD	Lg		
Wilson	3	54	0	41		


KANSAS STATE						
RECEIVING	No	Yds	TD	Lg		
Morgan	7	145	2	56		



2001 COTTON BOWL — Tennessee's Travis Henry had a stellar game in the 2001 Cotton Bowl with 180 yards on 17 carries. Henry's total included an 81-yard TD dash which set a Vol bowl record for longest run from scrimmage.

Bowl Results

2002 FLORIDA CITRUS BOWL



Jan. 1, 2002

TENNESSEE 45 MICHIGAN 17

ORLANDO - Tennessee's first meeting with Michigan was one for the ages - as in, it had been ages since Michigan suffered such a resounding defeat.

The Vols threw nearly every offensive weapon possible at the Wolverines and rolled to a 45-17 victory in the Capital One Florida Citrus Bowl. Capping an 11-2 season, Tennessee's 28-point win matched its largest bowl triumph.

Game MVP Casey Clausen threw for a career-high 393 yards on 26-of-34 completions. He also passed for three touchdowns and nearly had two more - twice Donte' Stallworth was tackled inside the 1-yard line.

After UT marched for an opening field goal, defensive MVP John Henderson was in on three straight tackles that forced Michigan into a quick three-and-out. The Wolverines gained a first down on their next possession, but then Henderson caused one fumble and recovered another - on the same play - to set the Vols up for their first touchdown.

UT's receivers had a spectacular day. Stallworth caught eight passes for 119 yards and had 190 all-purpose yards. Kelley Washington caught six passes for 70 yards and two scores, while Jason Witten hauled in six catches for a career-high 125 yards.

Michigan's loss was its worse in 33 bowl appearances and the Wolverines' worse in any game since losing 50-14 to Ohio State in 1968.

"It's been a while since we've played a team as good as Tennessee," Michigan running back Chris Perry said.

TENNESSEE	10	14	7	14 - 45
MICHIGAN	0	10	0	7 - 17

TENN - Walls 32 FG
 TENN - Washington 3 pass from Clausen (Walls kick)
 TENN - Clausen 1 run (Walls kick)
 UM - Askew 14 pass from Navarre (Epstein kick)
 TENN - Clausen 1 run (Walls kick)
 UM - Epstein 28 FG
 TENN - Witten 64 pass from Clausen (Walls kick)
 TENN - Washington 37 pass from Clausen (Walls kick)
 TENN - Stephens 3 run (Walls kick)
 UM - Bell 24 pass from Navarre (Epstein kick)

TEAM STATISTICS		TENN	MICH
First Downs		22	20
Rushes-Yards		37-97	31-103
Passing Yards		406	240
Passes (Att.-Comp.-Int.)		35-27-0	39-21-1
Total Offensive Plays		72	70
Total Offensive Yards		503	343
Fumbles-Lost		3-1	4-2
Penalties-Yards		3-32	6-42
Punts-Average		5-31.8	7-39.6
Sacks By-Yards		4-18	4-22
Time of Possession		34:13	25:47

TENNESSEE						
RUSHING	Att	Gain	Lost	Net	TD	Lg
Stallworth	2	44	0	44	0	42

MICHIGAN						
RUSHING	Att	Gain	Lost	Net	TD	Lg
Askew	9	76	5	71	0	25

2002 PEACH BOWL



Dec. 31, 2002

MARYLAND 30 TENNESSEE 3

ATLANTA - Maryland handed Tennessee its worst bowl loss in school history, a 30-3 blitz at the 35th annual Chick-fil-A Peach Bowl.

The Terrapins took advantage of two key UT turnovers and used a balanced attack in defeating the Vols for the third time in five postseason meetings.

Tennessee had eight penalties for 68 yards and Vols quarterback Casey Clausen was sacked six times for minus-36 yards. In addition, UT converted only four of 13 third-down opportunities and rushed 27 times for just 45 net yards -- the school's third lowest figure in 43 bowl appearances.

Tennessee's defense played well enough to jump to No. 5 nationally in total defense by game's end after allowing the Terrapins only 274 yards from scrimmage. But Maryland balanced 154 rushing yards and 120 passing yards with 177 return yards on some timely special teams play.

The Terps' second touchdown was a 54-yard interception and return by Curome Cox, the longest against a Tennessee team in bowl history. Later, return specialist Steve Suter fielded a Dustin Colquitt punt and scampered 79 yards to the UT 14, setting up Maryland's final three points of the game.

Maryland quarterback Scott McBrien scored twice and place-kicker Nick Novak hit on all three field goal tries.

Tennessee finished the game with more first downs than Maryland, ran the same number of offensive plays and compiled more yards of total offense. Yet Alex Walls' 38-yard field goal in the second quarter was the only scoring the Vols could muster.

TENNESSEE	0	3	0	0 - 3
MARYLAND	7	10	3	10 - 30


MD - McBrien 1 run (Novak kick)
 MD - Cox 54 interception return (Novak kick)
 TENN - Walls 38 FG
 MD - Novak 48 FG
 MD - Novak 44 FG
 MD - McBrien 6 run (Novak kick)
 MD - Novak 25 FG

TEAM STATISTICS		TENN	MARYLAND
First Downs		18	17
Rushes-Yards		27-45	45-154
Passing Yards		242	120
Passes (Att.-Comp.-Int.)		37-23-1	19-11-0
Total Offensive Plays		64	64
Total Offensive Yards		287	274
Fumbles-Lost		1-1	2-1
Penalties-Yards		8-68	2-10
Punts-Average		6-47.7	3-50.3
Sacks By-Yards		1-2	6-36
Time of Possession		26:44	33:16

TENNESSEE						
RUSHING	Att	Gain	Lost	Net	TD	Lg
Houston	9	35	1	34	0	9

MARYLAND						
RUSHING	Att	Gain	Lost	Net	TD	Lg
Perry	15	57	7	50	0	11

2004 PEACH BOWL



Jan. 2, 2004

CLEMSON 27 TENNESSEE 14

ATLANTA - Clemson jumped to a 10-0 lead late in the first quarter, matched two Tennessee touchdowns with two of its own before halftime and added a late field goal, all adding up to a 27-14 victory in the 35th

annual Chick-fil-A Peach Bowl. A record Georgia Dome crowd of 75,125 saw the first game between the two teams since 1976.

Clemson took the first drive of the game 80 yards in six plays for a score and added a field goal after a long punt return.

Casey Clausen who completed 31 of 55 passes for 384 yards, threw touchdown passes to Chris Hannon (19 yards) in the first quarter and Jones (30 yards) in the second, but the Tigers had touchdowns of their own in response to each of the Vol scores.

Tennessee had an 8-minute, 17-play, 77-yard third-quarter drive foiled by a penalty and missed field goal.

Clausen completed passes to 10 different receivers in his final game as a Vol, with Troy Fleming catching 6 for 54 yards, Jones 5 for 66 and Hannon 4 for 57. The Vols' first score came after an 11-play, 87-yard drive and the second was 4 plays, 43 yards after an interception by safety Gibril Wilson.

The Vols, who finished 10-3, made their 44th bowl appearance, second-best all-time in NCAA history, posting a 23-21 mark. Tennessee made its 15th consecutive bowl appearance, fourth-longest streak in the NCAA. The Vols played in their eighth New Year's bowl game in the past nine years.

TENNESSEE	7	7	0	0 - 14
CLEMSON	10	14	0	3 - 27

CLEM - Coleman 8 run (Hunt kick)
 CLEM - Hunt, FG 23
 TENN - Hannon 19 pass from Clausen (Wilhoit kick)
 CLEM - Jasmin 15 run (Hunt kick)
 TENN - Jones 30 pass from Clausen (Wilhoit kick)
 CLEM - Browning 8 run (Hunt kick)
 CLEM - Hunt 28 FG

TEAM STATISTICS		TENN	CLEMSON
First Downs		28	25
Rushes-Yards		26-38	34-153
Passing Yards		384	246
Passes (Att.-Comp.-Int.)		56-31-0	40-22-1
Total Offensive Plays		82	74
Total Offensive Yards		422	399
Fumbles-Lost		1-1	1-0
Penalties-Yards		10-119	6-45
Punts-Average		8-38.5	5-42.0
Sacks By-Yards		1-10	6-43
Time of Possession		32:09	27:51

TENNESSEE						
RUSHING	Att	Gain	Lost	Net	TD	Lg
Houston	6	25	1	24	0	17

CLEMSON						
RUSHING	Att	Gain	Lost	Net	TD	Lg
Jasmin	15	131	1	130	1	31

Bowl Halls of Fame

COTTON BOWL HALL OF FAME



Lindsey Nelson

Nelson was the longtime Voice of the Cotton Bowl as he served as the play-by-play announcer for 26 of the annual New Year's Day games. His first broadcast was in 1951 on the NBC Radio Network. Nelson was inducted into the Cotton Bowl Hall of Fame in 2000.

GATOR BOWL HALL OF FAME



Doug Dickey


Coach Dickey appeared in four Gator Bowls, three as a coach and one as a player. He quarterbacked the University of Florida to a 14-13 victory over Tulsa in 1953 and led his first Tennessee team to an 18-12 victory over Syracuse in 1966. He also coached Tennessee in the 1969 Gator Bowl and Florida in the 1975 Gator Bowl. Dickey was inducted into the Gator Bowl Hall of Fame in 1994.



James Stewart

The Morristown native was named the Most Outstanding Player as Tennessee took a 45-23 victory over Virginia Tech in the 1994 Gator Bowl. The Vol running back scored three touchdowns as he rushed for 85 yards on 22 attempts and also threw a 19-yard touchdown pass to Kendrick Jones. Stewart was inducted into the Gator Bowl Hall of Fame in 1998.

PEACH BOWL HALL OF FAME



Reggie White

In Tennessee's 28-22 1982 Peach Bowl loss to Iowa, White logged eight tackles, including one for loss, two sacks and a forced fumble. White holds Tennessee school records for career sacks (32), sacks in a season (15) and sacks in a single game (4 vs. The Citadel in 1983). He was inducted into the College Football Hall of Fame in 2002 and the Peach Bowl Hall of Fame in 2004.

ORANGE BOWL HALL OF HONOR




Gen. Robert R. Neyland

Neyland was included in the first Orange Bowl Classic Hall of Honor class in 1969. The legendary coach was instrumental in Tennessee's classic 1939 win over Oklahoma. Neyland also directed the Vols to the 1947 Classic against Rice University. He finished his career with a 173-31-12 (.829) record in 21 seasons at Tennessee.



Bob Suffridge

Suffridge, a three-time All-America lineman, played in Tennessee's 17-0 victory over Oklahoma in the 1939 Orange Bowl. The Vol defense allowed only 94 yards of total offense while the offensive line paved the way for the Vol rushing attack that gained 197 yards. Suffridge was elected to the Orange Bowl Hall of Honor in 1982.



George Cafego

Cafego played in Tennessee's 17-0 victory over Oklahoma in the 1939 Orange Bowl. The Tennessee running back set up the Vols' first score with a punt return to the Sooner 27-yard line and a 15-yard rushing gain. The Tennessee offense totaled 260 yards of offense behind the direction of Cafego. He was inducted into the Orange Bowl Hall of Honor in 1984.

LEGENDS OF THE SUN BOWL



Johnny Majors

Majors coached three teams to Sun Bowl berths including his 1984 Tennessee team. He also led Iowa State to the Sun Bowl in 1971 and Pittsburgh in 1975. He is only one of three coaches to appear in three Sun Bowl games. He was named a Legend of the Sun Bowl in 1995.