

2005 VOLUNTEERS BOWL GUIDE

# TENNESSEE



(SBC)  
COTTON  
BOWL

1951 A CLASSIC TRADITION CONTINUES 2005

# TENNESSEE VOLTS

# ALL-AMERICAS



**MICHAEL MUNOZ**  
Offensive Tackle  
All-America (AFCA,  
Walter Camp -2nd)



**JESSE MAHELONA**  
Defensive Tackle  
All-America (Sporting News)



**KEVIN BURNETT**  
Linebacker  
All-America (AFCA)

## 2004 RESULTS Overall Record: 9-3, \*SEC 7-1, East Champions

DATE	SCORE	OPPONENT
SEPT. 5	42-17	UNLV
SEPT. 18	30-28	FLORIDA*
SEPT. 25	42-17	LOUISIANA TECH
OCT. 2	10-34	AUBURN*
OCT. 9	19-14	AT GEORGIA*
OCT. 16	21-17	AT MISSISSIPPI*
OCT. 23	17-13	ALABAMA*
OCT. 30	43-29	AT SOUTH CAROLINA*

DATE	SCORE	OPPONENT
Nov. 6	13-17	NOTRE DAME
Nov. 20	38-33	AT VANDERBILT*
Nov. 27	37-31	KENTUCKY*
<b>SEC CHAMPIONSHIP GAME (at Atlanta)</b>		
Dec. 4	28-38	AUBURN
<b>SBC COTTON BOWL CLASSIC (at Dallas)</b>		
JAN. 1, 2005 vs. TEXAS A&M		

# Bowl Information



## GENERAL INFORMATION

**ARRIVAL IN DALLAS:** Saturday, evening of Dec. 25 (Team, Administration and Support Staff)  
**Team meeting -- 9 p.m.**

**TENNESSEE BOWL HEADQUARTERS:** Hyatt Regency Dallas, 300 Reunion Blvd., Dallas, TX 75207.  
 Telephone (214) 651-1234. Fax: (214) 742-8126. Web site: www.hyatt.com

**BAND HEADQUARTERS:** Hilton Dallas Lincoln Centre, 5410 Lyndon B. Johnson Freeway, Dallas, TX 75240.  
 Telephone: (972) 661-3600. Fax: (972) 385-3156. Web site: www.dallaslincloncentre.hilton.com

**ALUMNI HEADQUARTERS:** Hyatt Regency Dallas, 300 Reunion Blvd., Dallas, TX 75207.  
 Telephone (214) 651-1234. Fax: (214) 742-8126. Web site: www.hyatt.com. For more information, log on to www.utalumni.utk.edu

**ALUMNI FUNCTION:** Dec. 31, 4-6:30 p.m. -- Big Orange Tailgate Party at the Hyatt Regency in Union Station Grand Hall (free admission)

**MEDIA HEADQUARTERS:** The Omni Mandalay Hotel at Las Colinas, 221 East Las Colinas Blvd., Irving, TX 75039  
 Telephone: (972) 556-0800. Fax: (972) 556-0729. Web site: www.omnihotels.com

**BOWL INFORMATION DIRECTORS:** Charlie Fiss - Vice President of Communications      Michael Konradi - Dir. Marketing/Communications  
 Address: Cotton Bowl Athletic Association 1300 West Mockingbird Lane Suite 500, Dallas, TX 75247  
 Phone: (214) 634-7525      Fax: (214) 634-7764      Email: charlie@sbcottonbowl.com      Web site: www.swbellcottonbowl.com

## GAME INFORMATION

**GAME DAY:** Jan. 1, 2005

**GAME TIME:** 10 a.m. CT

**GAME SITE:** Cotton Bowl (capacity 68,252), Dallas, Texas

**TELEVISION:** FOX (Thom Brennaman, Play-by-play; Eric Billigmeier, Color analyst; Jeanne Zelasko and Brian Baldinger, Sidelines).

**RADIO:** Vol Network (Bob Kesling, Play-by-play; Tim Priest, Color analyst; Jeff Francis, Sideline).

Texas A&M Sports Network (Dave South, Play-by-play; Dave Elmendorf, Color analyst; Chris Valetta, Sideline).

Westwood One Radio (Brad Sham and Allen Pinkett).

## TENNESSEE VOLUNTEERS

**SID CONTACTS:** Bud Ford, Associate AD/Media Relations (865) 567-6287, John Painter, Associate SID (Football) (865) 414-1143.

### **PRACTICE SITES:**

Turf Field -- Texas Stadium, 2401 Airport Freeway, Irving, TX 75062 (214) 939-2222.

Grass Field -- Cowboys Center, 1 Cowboys Parkway, Irving, TX 75063.

### **PRACTICE DAYS/TIMES (Practice times and locations subject to change)**

<u>Day, Date</u>	<u>Interview Schedule</u>	<u>Practice Time</u>	<u>Practice Site</u>
Sunday, Dec. 26	11:15 a.m. interviews	11:30 a.m. practice	Cowboys Center
Monday, Dec. 27	10 a.m. Media Day (Texas Stadium) (Players 10-10:30 a.m.; Fulmer 10:30-10:50 a.m.)	Noon practice	Cowboys Center
Tuesday, Dec. 28	2 p.m. interviews (Texas Stadium)	3 p.m. practice	Cowboys Center
Wednesday, Dec. 29	2 p.m. interviews	2:30 p.m. practice	Texas Stadium
Thursday, Dec. 30	12:15 p.m. interviews (captains)	12:45 p.m. practice	Texas Stadium
Friday, Dec. 31	NO INTERVIEWS	4:30 p.m. walkthrough	Texas Stadium

### **TENNESSEE NEWS CONFERENCE AND MEDIA OPPORTUNITIES SCHEDULE**

Monday, Dec. 27	10 a.m.	Tennessee Media Day at Texas Stadium
Tuesday, Dec. 28	1 p.m.	Offensive coordinator Randy Sanders, TB Cedric Houston, TB Gerald Riggs Jr., C Jason Respert, QB Rick Clausen, WR Tony Brown (at The Omni Mandalay Hotel; Texas A&M Defense at 2 p.m.)
Wednesday, Dec. 29	1 p.m.	Defensive coordinator John Chavis, FS Jason Allen, LB Kevin Burnett, DT Jesse Mahelona, DE Parys Haralson, P Dustin Colquitt (at the Omni Mandalay Hotel; Texas A&M Offense at 2 p.m.)
Thursday, Dec. 30	9 a.m.	Head coaches Phillip Fulmer and Dennis Franchione at the Omni Mandalay Hotel

### **TEAM APPEARANCES**

Monday, Dec. 27	4:45 p.m.	Lawry's Beef Bowl at Lawry's The Prime Rib (14655 Dallas Parkway, Dallas TX)
Tuesday, Dec. 28	10 a.m.	Texas Scottish Rite Hospital
Wednesday, Dec. 29	7:30 a.m.	Fellowship of Christian Athletes Cotton Bowl Breakfast (at The Wyndham Anatole)
Wednesday, Dec. 29	4-8 p.m.	Team and Band Party at Main Event-Lewisville
Thursday, Dec. 30	6-8 p.m.	Team and Band Party at Medieval Times
Friday, Dec. 31	11:30 a.m.	SBC Big Play Luncheon (at The Hyatt Regency Dallas)

**ON THE COVER:** For more than 50 years, Tennessee football has been celebrating Cotton Bowl Classic appearances. Legendary coach Robert R. Neyland led the Vols to a 20-14 triumph over Texas in the 1951 contest. This season, Phillip Fulmer's squad accepted the school's sixth bid to the New Year's Day event.

# University of Tennessee



**Phillip Fulmer**  
Head Coach



**Kevin Burnett**  
Linebacker

## Volunteers Briefly

Head Coach: Phillip Fulmer (13th year)  
 Career Record: 122-31 (.797)  
 2004 Record: 9-3  
 2004 SEC Record: 7-1 (1st East)  
 AP Rank: 15th  
 USA Today/ESPN Rank: 17th  
 Home: 5-2  
 Away: 4-0  
 Neutral: 0-1  
 Home Attendance: 746,507  
 Average Home Attendance: 106,644  
 Bowls: 44  
 Bowl Record: 23-21  
 Last Bowl: 2004 Peach Bowl  
Lost to Clemson, 27-14

## Team Offense (SEC/NCAA rank)

Scoring Offense: 28.3 (5/45)  
 Total Offense: 393.2 (6/41)  
 Rushing Offense: 181.4 (5/32)  
 Passing Offense: 211.8 (4/61)  
 Turnover Margin: + 0.08 (6/60)

## Team Defense (SEC/NCAA rank)

Scoring Defense: 24.0 (7/46)  
 Total Defense: 359.6 (7/47)  
 Rushing Defense: 123.6 (5/31)  
 Passing Defense: 236.0 (12/88)

## General Information

Location: Knoxville, Tenn.  
 Founded: 1794  
 Enrollment: 25,058  
 Stadium: Neyland Stadium (104,079)  
 Nickname: Volunteers  
 Colors: Orange and White  
 Conference: Southeastern  
 President: Dr. John D. Petersen  
 Athletics Director: Mike Hamilton  
 Assoc. AD/Media Relations: Bud Ford  
bford@tennessee.edu  
 Assoc. SID (Football): John Painter  
jpainter@tennessee.edu  
 Phone: (865) 974-1212  
 Fax: (865) 974-1269

[www.UTsports.com](http://www.UTsports.com)  
[www.phillipfulmer.com](http://www.phillipfulmer.com)  
[www.SECsports.com](http://www.SECsports.com)

## 2004 TENNESSEE SCHEDULE / RESULTS (9-3, 7-1 SEC Eastern Division Champions)

Date	UT rank	Opponent (ranking) (TV)	Site	Result
Sept. 5	14/15	UNLV (ESPN)	Knoxville, Tenn.	W 42-17
Sept. 18	13/13	Florida (11/9) (CBS)	Knoxville, Tenn.	W 30-28
Sept. 25	11/8	Louisiana Tech (HC) (PPV)	Knoxville, Tenn.	W 42-17
Oct. 2	10/8	*Auburn (8/9) (ESPN)	Knoxville, Tenn.	L 10-34
Oct. 9	17/17	*at Georgia (3/3) (CBS)	Athens, Ga.	W 19-14
Oct. 16	13/14	*at Mississippi (ESPN2)	Oxford, Miss.	W 21-17
Oct. 23	11/13	*Alabama (CBS)	Knoxville, Tenn.	W 17-13
Oct. 30	11/12	*at South Carolina (JP)	Columbia, S.C.	W 43-29
Nov. 6	9/11	Notre Dame (CBS)	Knoxville, Tenn.	L 13-17
Nov. 20	15/16	*at Vanderbilt (JP)	Nashville, Tenn.	W 38-33
Nov. 27	15/15	*Kentucky (JP)	Knoxville, Tenn.	W 37-31
Dec. 4	15/15	vs. Auburn (3/3) (CBS)	Atlanta, Ga.	L 28-38
Jan. 1	15/17	^ vs. Texas A&M (22/25) (FOX)	Dallas, Texas	10 a.m. CT

\*-Southeastern Conference game; ^ - SBC Cotton Bowl Classic; Rankings listed (AP-ESPN/USA Today)

## Volunteers Quick Stats

Rushing	G	Att.	Net	Avg.	TD	Long	Avg/G
Gerald Riggs Jr.	12	175	1,005	5.7	5	80	83.8
Cedric Houston	12	168	943	5.6	7	65	78.6
Brent Schaeffer	7	30	76	2.5	1	22	10.9

Passing	Efficiency	Att.	Cmp.	Int	Pct.	Yards	TD	Avg/G
Erik Ainge	135.89	198	109	9	55.1	1,452	17	161.3
Rick Clausen	119.79	109	63	5	57.8	727	5	121.2
Brent Schaeffer	139.53	33	17	1	51.5	291	2	41.6

Receiving	G	Rec.	Yards	Avg.	TD	Long	Avg/G
Tony Brown	12	30	375	12.5	2	32	31.2
Jayson Swain	12	26	364	14.0	4	42	30.3
Robert Meachem	12	22	429	19.5	4	53	35.8

Field Goals	Made	Att.	Pct.	Long	PATS
James Wilhoit	9	15	60.0	51	39-40

Punting	No.	Yards	Avg.	Long	In20
Dustin Colquitt	52	2,146	41.3	61	16

Tackles	UT-AT-TT	TFL	Sacks	Int	PBU	FF-FR	QBH
Jason Allen, FS	84-34-118	3-19	2-15	2-4	5	2-1	1
Kevin Burnett, LB	86-28-114	6-26	1-13	1-0	1	1-2	1
Omar Gaither, LB	69-19-88	11.5-28	2-9	2-20	2	1-0	3

## 2004 Southeastern Conference Standings

Conference	Conference			Overall		
	W-L	Pct.	Bowl Game (Opponent)	W-L	Pct.	Cotton Bowl (Texas A&M)
<b>EASTERN DIVISION</b>	<b>7-1</b>	<b>.875</b>	<b>^ Tennessee</b>	<b>9-3</b>	<b>.750</b>	<b>Outback Bowl (Wisconsin)</b>
Georgia	6-2	.750		9-2	.818	Peach Bowl (Miami [Fla.])
Florida	4-4	.500		7-4	.636	
South Carolina	4-4	.500		6-5	.545	
Kentucky	1-7	.125		2-9	.182	
Vanderbilt	1-7	.125		2-9	.182	
<b>WESTERN DIVISION</b>	<b>8-0</b>	<b>1.000</b>	<b>%#Auburn</b>	<b>11-0</b>	<b>1.000</b>	<b>Sugar Bowl (Virginia Tech)</b>
LSU	6-2	.750		9-2	.818	Capital One Bowl (Iowa)
Arkansas	3-5	.375		5-6	.455	
Alabama	3-5	.375		6-5	.545	Music City Bowl (Minnesota)
Mississippi	3-5	.375		4-7	.364	
*Mississippi State	2-6	.250		3-8	.273	

\*ineligible for conference title; ^ - SEC Eastern Division Champions; % - SEC Western Division Champions; # - SEC Champion

## Tennessee's Cotton Bowl History (2-3)

1951 - Tennessee 20, Texas 14  
 1953 - Texas 16, Tennessee 0  
 1969 - Texas 36, Tennessee 13  
 1990 - Tennessee 31, Arkansas 27  
 2001 - Kansas State 35, Tennessee 21

# Texas A&M University

## 2004 TEXAS A&M AGGIES SCHEDULE / RESULTS (7-4, 5-3 BIG 12\*)

Date	TAMU rank	Opponent (ranking)	TV	Site	Time/Result
Sept. 2	nr/nr	at Utah (20/19)	(ESPN)	Salt Lake City, Utah	L 21-41
Sept. 11	nr/nr	Wyoming	(FSN)	College Station, Texas	W 31-0
Sept. 18	nr/nr	Clemson	(TBS) (nr/25)	College Station, Texas	W 27-6
Oct. 2	nr/nr	*Kansas State	(TBS)	College Station, Texas	W 42-30
Oct. 9	nr/nr	*at Iowa State	(PPV)	Ames, Iowa	W 34-3
Oct. 16	23/nr	*at Oklahoma State	(16/15) (FSN)	Stillwater, Okla.	W 36-20
Oct. 23	17/20	*Colorado		College Station, Texas	W 29-26 (OT)
Oct. 30	16/17	*at Baylor		Waco, Texas	L 34-35 (OT)
Nov. 6	22/22	*Oklahoma	(2/2) (ABC)	College Station, Texas	L 35-42
Nov. 13	22/23	*Texas Tech	(nr/25) (ABC)	College Station, Texas	W 32-25 (OT)
Nov. 26	22/22	*at Texas	(6/5) (ABC)	Austin, Texas	L 13-26
Jan. 1	22/25	^ vs. Tennessee	(15/17) (FOX)	Dallas, Texas	10 a.m. CT

\*-Big 12 game; ^ -Cotton Bowl Classic; Rankings listed (AP/ESPN-USA Today)



**Dennis Franchione**  
Head Coach



**Reggie McNeal**  
Quarterback

### Aggies Briefly

Head Coach: \_\_\_\_\_ Dennis Franchione  
 Career Record: \_\_\_\_\_ 166-85-2 (22nd year)  
 Texas A&M Record: \_\_\_\_\_ 11-12 (2nd year)  
 2004 Record: \_\_\_\_\_ 7-4  
 2004 Conference Record: \_\_\_\_\_ 5-3  
 AP Rank: \_\_\_\_\_ 22  
 USA Today/ESPN Rank: \_\_\_\_\_ 25  
 Home: \_\_\_\_\_ 5-1  
 Away: \_\_\_\_\_ 2-3  
 Neutral: \_\_\_\_\_ 0-0  
 Home Attendance: \_\_\_\_\_ 446,988  
 Average Home Attendance: \_\_\_\_\_ 74,498  
 Bowls: \_\_\_\_\_ 27  
 Bowl Record: \_\_\_\_\_ 13-14  
 Last Bowl: 2001 GalleryFurniture.com Bowl  
 \_\_\_\_\_ Defeated TCU, 28-9

### Team Offense (Big 12/NCAA rank)

Scoring Offense: \_\_\_\_\_ 30.4 (5/28)  
 Total Offense: \_\_\_\_\_ 438.5 (4/16)  
 Rushing Offense: \_\_\_\_\_ 175.5 (6/37)  
 Passing Offense: \_\_\_\_\_ 263.0 (2/20)  
 Turnover Margin: \_\_\_\_\_ + 1.27 (2/4)

### Team Defense (Big 12/NCAA rank)

Scoring Defense: \_\_\_\_\_ 23.1 (6/43)  
 Total Defense: \_\_\_\_\_ 378.8 (9/59)  
 Rushing Defense: \_\_\_\_\_ 133.5 (5/40)  
 Passing Defense: \_\_\_\_\_ 245.3 (10/94)

### General Information

Location: \_\_\_\_\_ College Station, Texas  
 Founded: \_\_\_\_\_ 1872  
 Enrollment: \_\_\_\_\_ 44,813  
 Stadium: \_\_\_\_\_ Kyle Field (82,600)  
 Nickname: \_\_\_\_\_ Aggies  
 Colors: \_\_\_\_\_ Maroon and White  
 Conference: \_\_\_\_\_ Big 12  
 President: \_\_\_\_\_ Dr. Robert M. Gates  
 Athletics Director: \_\_\_\_\_ Bill Byrne  
 Media Relations Director: \_\_\_\_\_ Alan Cannon  
 \_\_\_\_\_ acannon@athletics.tamu.edu  
 Phone: \_\_\_\_\_ (979) 845-0563  
 Fax: \_\_\_\_\_ (979) 845-0564

[www.AggieAthletics.com](http://www.AggieAthletics.com)  
[www.Big12sports.com](http://www.Big12sports.com)

### Aggies Quick Stats

Rushing	G	Att.	Net	Avg.	TD	Long	Avg/G
Courtney Lewis	10	169	748	4.4	9	44	74.8
Reggie McNeal	11	142	700	4.9	8	62	63.6
Keith Joseph	11	58	207	3.6	3	16	18.8

Passing	Efficiency	Att.	Cmp.	Int	Pct.	Yards	TD	Avg/G
Reggie McNeal	139.90	306	177	3	57.8	2,550	13	231.8
Ty Branyon	133.09	29	19	0	65.5	194	1	32.3

Receiving	G	Rec.	Yards	Avg.	TD	Long	Avg/G
Terrence Murphy	10	51	682	13.4	3	52	68.2
Jason Carter	11	34	458	13.5	0	53	41.6
Tydrick Riley	11	19	269	14.2	1	29	24.5

Field Goals	Made	Att.	Pct.	Long	PATS
Todd Pegram	12	13	92.3	44	36-41

Punting	No.	Yards	Avg.	Long	In20
Jacob Young	58	2,228	38.4	72	17

Tackles	UT-AT-TT	TFL	Sacks	Int	PBU	FF-FR	QBH
Jaxson Appel, FS	41-39-80	3-15	0-0	0-0	3	1-0	0
Mike Montgomery, DE	21-50-71	12-33	6-19	1-14	2	0-1	2
Jonte' Buhl, CB	43-25-68	3.5-11	1-8	2-28	7	2-2	0
Byron Jones, CB	34-27-61	4.5-43	4.5-43	1-6	8	1-1	0

### 2004 Big 12 Conference Standings

	Conference			Overall		Bowl Game (Opponent)
	W-L	Pct.	W-L	Pct.		
<b>NORTH DIVISION</b>						
^ Colorado	4-4	.500	7-4	.636	EV1.net Houston Bowl (UTEP)	
^ Iowa State	4-4	.500	6-5	.545		
Nebraska	3-5	.375	5-6	.455		
Missouri	3-5	.375	5-6	.455		
Kansas	2-6	.250	4-7	.364		
Kansas State	2-6	.250	4-7	.364		
<b>SOUTH DIVISION</b>						
#%Oklahoma	8-0	1.000	11-0	1.000	FedEx Orange Bowl (USC)	
Texas	7-1	.875	10-1	.909	Rose Bowl (Michigan)	
<b>Texas A&amp;M</b>	<b>5-3</b>	<b>.625</b>	<b>7-4</b>	<b>.636</b>	<b>SBC Cotton Bowl Classic (UT)</b>	
Texas Tech	5-3	.625	7-4	.636	Pacific Life Holiday Bowl (Cal)	
Oklahoma State	4-4	.500	7-4	.636	Mastercard Alamo Bowl (Ohio State)	
Baylor	1-7	.125	3-8	.273		

^ -Big 12 North Division Co-Champions; %-Big 12 South Division Champions; #-Big 12 Champion

### Vols vs. Texas A&M (1-0)

Dec. 28 1957 - Tennessee won 3-0, at Jacksonville (Gator Bowl)  
 at Knoxville, Never met; at College Station, Never met; at Neutral Sites, UT leads 1-0

# Tennessee Administration



**D**r. John D. Petersen became the 23rd president of the University of Tennessee July 1, 2004. He came to Tennessee from the University of Connecticut, where he was provost and executive vice president for academic affairs.

Petersen succeeded Interim UT President Joseph E. Johnson, who took over in August 2003.

The UT Board of Trustees selected Petersen in April 2004, concluding an unusually open search that included input from all the university's key stakeholder groups and extraordinary open candidate

selection meetings. Meetings and interviews were Webcast, and the votes of committee members and trustees were public record.

Not only does Petersen prize integrity, but he also thinks university leaders should keep in mind they are setting an example for students. "If we're in the business of educating youth, they should be able to look to us as role models."

The 56-year-old Petersen is a California native who earned his degrees at California State University in Los Angeles (B.S., chemistry, 1970) and the University of California at Santa Barbara (Ph.D., inorganic chemistry, 1975). He began his career as an assistant professor at Kansas State University.

His next stop was Clemson University, where he became chemistry department head and associate dean of the College of Sciences. In 1994, he went to Wayne State University in Detroit as dean of the college of science. He joined the University of Connecticut in 2000.

"I think this is one of the best opportunities you could ask for," Petersen says. The university's close ties to Oak Ridge National Laboratory were particularly attractive to him as a chemist.

"One of the most valuable assets in the university's portfolio is its partnership with Oak Ridge National Laboratory and its role with UT-Battelle [a partnership that manages ORNL for the U.S. Department of Energy].

"The university's very special relationship with the laboratory brings opportunities to share distinguished faculty and world-class facilities that contribute substantially to the quality of our graduates and the state's workforce.

He's anxious to connect with UT alumni.

"I think alumni are our best sources of advertisement and enthusiasm. Even when I was a dean, I spent time talking to alumni groups whenever I was asked and I intend to do that here."

If the university keeps alumni connected, "you couldn't have better ambassadors or a better public relations program."

Petersen and his wife, Carol, are parents of two children-Melissa, who works in Washington, D.C., and Andrew, a Ph.D. student at UConn. Carol is a former teacher.

As UT president, Petersen is the chief executive officer of the statewide UT system and is headquartered in Knoxville.

## ATHLETICS DEPARTMENT ADMINISTRATION

<b>Athletics Director</b>	Mike Hamilton
<b>Executive Associate Athletics Director</b>	Gary Wyant
<b>Senior Associate Athletics Director</b>	David Woodall
<b>Chief Financial Officer</b>	Bill Myers
<b>Associate Athletics Director-Development</b>	John Currie
<b>Associate Athletics Director-Media Relations</b>	Bud Ford
<b>Associate Athletics Director-Facilities</b>	Mike Rollo
<b>Associate Athletics Director-Compliance</b>	Brad Bertani
<b>Associate Athletics Director-Administration</b>	Carmen Tegano
<b>Assistant Athletics Director-Event Management</b>	Bill Higdon
<b>Assistant Athletics Director-Marketing</b>	Chris Fuller
<b>Assistant Athletics Director-Operations</b>	Tyler Johnson
<b>Assistant Athletics Director-Development</b>	David Blackburn
<b>Assistant Athletics Director-Tickets</b>	Chris Besanceney
<b>Director of Broadcasting</b>	Bob Kesling
<b>Director of Public Relations</b>	Tiffany Carpenter
<b>Internet Communications</b>	Rick Starratt and Jeff Muir
<b>SEC/NCAA Faculty Representative</b>	Dr. Todd Diacon

## FOOTBALL STAFF

<b>Head Coach</b>	Phillip Fulmer (Tennessee, 1972)
<b>Asst. Head Coach/Defensive Coordinator/Linebackers</b>	John Chavis
<b>Offensive Coordinator/Quarterbacks</b>	Randy Sanders
<b>Tight Ends/Offensive Line/Recruiting Coordinator</b>	Greg Adkins
<b>Defensive Line</b>	Dan Brooks
<b>Defensive Ends/Special Teams</b>	Steve Caldwell
<b>Defensive Backs</b>	Larry Slade
<b>Offensive Line</b>	Jimmy Ray Stephens
<b>Wide Receivers</b>	Pat Washington
<b>Running Backs</b>	Trooper Taylor
<b>Graduate Assistants</b>	Jason Michael, Geep Wade
<b>Assistant AD-Football Operations</b>	Gerry Dickey
<b>Assistant AD-Player Relations</b>	Condredge Holloway
<b>Director of High School Relations</b>	Scott Altizer
<b>Director of Community Relations</b>	Gerald Harrison
<b>Equipment Manager</b>	Roger Frazier
<b>Head Strength &amp; Conditioning Coach</b>	Johnny Long
<b>Head Trainer</b>	Keith Clements
<b>FCA Director</b>	James Mitchell

## TENNESSEE SPORTS INFORMATION

<b>Associate AD-Media Relations</b>	Bud Ford
	(865) 567-6287
<b>Associate SID (Football)</b>	John Painter
	(865) 414-1143
<b>Associate SID (Basketball)</b>	Craig Pinkerton
<b>Director of Special Publications</b>	Tom Mattingly
<b>Secretary</b>	Susie Treis
<b>Graduate Assistants</b>	Douglas Blair
	Lori Cate
	Nathan Kirkham
	Tom Satkowiak
<b>Student Assts.</b>	Craig Hammel, Dustin Mynatt
	Andrea Rowell, Derek Satterfield
<b>SID Phone</b>	(865) 974-1212
<b>SID Fax</b>	(865) 974-1269
<b>Web site</b>	www.UTsports.com



**Bud Ford**  
Associate AD --  
Media Relations



**John Painter**  
Associate SID --  
Football



**Craig Pinkerton**  
Associate SID --  
Basketball



# Director of Athletics Mike Hamilton



The toughest part of Mike Hamilton's first year as University of Tennessee Director of Athletics may have been getting his feet back on the ground.

Nothing like the fulfillment of a career goal to send your spirits soaring into the upper reaches of the Smoky Mountains.

Fortunately for the Vols -- and for Hamilton -- he suffered no such distractions and transitioned smoothly into an outstanding rookie campaign leading one of the nation's top athletics programs.

Hamilton took the opening and ran with it. He wasted no time putting his imprint on the organization by naming first a chief financial officer and then a director of public relations -- thus meeting a pair of major needs he identified for the organization when he accepted his new post.

The former hire helped effectively cut UT's athletics budget by almost \$2 million; the latter aided Hamilton's emphasis on customer service initiatives by offering more personal contact and exposure to Tennessee fans and extended national media.

In his first full year as AD, Hamilton made a point to be accessible to Tennessee fans, speaking to more than 75 civic organizations, community groups and university organizations and participating in nearly 100 print, television and radio interviews.

From the day of his appointment, July 1, 2003, Hamilton kept a busy schedule consistent with his desire to run a tight and effective ship.

Saying he was "energized" when he accepted the athletics director's position, Hamilton continues to provide new and exciting ventures for the Volunteer family to experience.

He initiated a "Letterman's Reunion Weekend," for the football season opener Sept. 5 against UNLV that included retro jerseys for the Vols as well as invitations to all former Tennessee football players and their families to return to Knoxville for a weekend of get-togethers and fellowship.

Hamilton also has begun a master planning process for Neyland Stadium along with feasibility studies for Thompson-Boling Arena and Lindsey Nelson Stadium. The initial portions of Neyland Stadium were built in 1921, and UT fans have shown a great deal of interest in Hamilton's plans for the campus showpiece. Early improvements have begun, but major renovations will not happen before he has heard and analyzed the input from the UT family.

On his plate each day are such projects as final construction of the McKenzie Center, the "front door" of the athletics department, the Allan Jones Intercollegiate Aquatic Center, the football locker room at Neyland Stadium, as well as plans for improvements to Thompson-Boling Arena and the soccer, softball and baseball facilities.

Communications -- both internal and external -- are of extreme importance to Hamilton and his management staff. Tennessee's newest athletics director recently renegotiated the department's media contract with Host Communications, resulting in immediate and substantial increases in annual income.

He also initiated with women's athletics director Joan Cronan monthly departmental staff meetings, involving all athletics employees from both the men's and women's sides to better bridge the gap between the two sectors. This move coincided with his early hires and with the recent consolidation of two assistant AD positions into one for marketing the entire UT athletics department.

Also on his mind are what he identifies as "five core values" that guide his daily tenure as AD:

- Complying with NCAA and SEC rules;
- Competing for championships;
- Running a financially sound operation;
- Graduating student-athletes; and
- Continuing a pattern of service to the community and state, with the athletics department as a positive role model.

## HAMILTON'S PERSONAL DATA

**BORN:** Aug. 13, 1963, in Brevard, N.C.

**HIGH SCHOOL EDUCATION:** Brevard High School

**COLLEGE EDUCATION:** B.S. Accounting, Clemson University 1985, MBA, Clemson University 1988

**PROFESSIONAL CAREER:** NCNB Corp., Tampa, Fla., 1985-86; Clemson IPTAY Club, 1986-88; Assistant Director, Wake Forest Deacon Club, 1988-92; UT Assistant Athletics Director, Development, 1992-96; UT Associate Athletics Director, Development & Marketing, 1996-2002, UT Senior Associate Athletics Director, Development & Marketing, 2002-03; UT Director of Athletics, 2003-present

**WIFE:** Elizabeth (Beth) Merrill Hamilton

**CHILDREN:** Madison, 8; Matthew, 5

Under Hamilton's leadership, Tennessee experienced its best year ever in fundraising in fiscal year 2004 and successfully completed the STEP UP campaign, exceeding the goal of \$44.25 million by raising a record \$48.61 million in the department's first comprehensive capital campaign.

In his former senior associate athletics director's post, the title carried full responsibility for UT's annual donors' program as well as all capital and planned giving. He assumed additional responsibilities in 2002-03 for men's basketball and athletics marketing and promotional efforts.

Gifts to the Volunteer Athletics Scholarship Fund (VASF) alone increased from \$4 million a year prior to Hamilton's arrival to \$13 million in 2003. Total development gifts -- including VASF annual gifts, capital fund-raising, endowment and gifts-in-kind -- will increase again by \$2.5 million in 2004 to better than \$23 million overall.

Hamilton was honored in the spring of 1998 when the National Association of Athletic Development Directors named him National Fundraiser of the Year.

The 41-year-old Hamilton, who grew up in Brevard, N.C., served as assistant director of the Deacon Club at Wake Forest University before joining the Vols staff in 1992. He earlier had served as a graduate assistant in fundraising at his alma mater, Clemson University.

Hamilton and his wife, the former Elizabeth Merrill, also from Brevard, are parents of an 8-year-old daughter, Madison, and a 5-year-old son, Matthew.



Mike and Beth Hamilton with Matthew and Madison

# Head Coach Phillip Fulmer



Phillip Fulmer and his staff announced the decision Aug. 19: Tennessee would start the 2004 football season with a pair of true freshmen co-starters at quarterback.

"This is what we think we need to do to win the championship this year," Fulmer said that fateful afternoon.

As usual, he was right. Erik Ainge and Brent Schaeffer provided a spark that led to Tennessee capturing the SEC Eastern Division title.

The move startled longtime UT gridiron observers and energized the Volunteer faithful. Many believe it led to perhaps the best coaching performance of Fulmer's 12<sup>1</sup>/<sub>2</sub>-year career.

"Every season is a challenge, but this year certainly has been enjoyable," Fulmer said. "This team's youthfulness and work ethic made it a pleasure to go to work every day."

Generally considered the third-best team in the SEC East entering the season, UT won its sixth division crown under Fulmer and played in the SEC Championship game for the fourth time in eight years. Close victories over Florida, Georgia and Alabama paved the way.

The Volunteers under their native son have 122 triumphs against only 31 defeats for a winning percentage of .797. No active Division I-A coach with at least a decade in the business has such a lofty victory rate.

And speaking of the last 10 years, Tennessee under Fulmer is the winningest team in the SEC during that span with a 100-25 (.800) mark. Florida is second

with 96 wins, followed by Georgia at 87, LSU 81 and Auburn 79.

There is nothing to suggest Fulmer is in any danger of letting up. He is a win in the SBC Cotton Bowl -- this season's UT January destination -- from averaging exactly 10 wins a season for the last eight years, with five SEC Eastern Division titles during that span and two overall league crowns.

The Winchester native has guided UT to a bowl game all 13 years of his tenure. He and former Nebraska coach Tom Osborne are the only coaches to lead a team to a bowl game in their first 13 years of coaching.

In 2002, Fulmer notched his 100th career victory, adding another landmark achievement to his sparkling tenure. The hard-working Vols mentor chalked up No. 100 with an 18-10 decision over South Carolina Nov. 2, 2002, in the eighth game of his 11th official season as head coach.

Only five other coaches required fewer appearances to achieve the century mark -- George Woodruff, Barry Switzer, Tom Osborne, Bud Wilkinson and Amos Alonzo Stagg. Woodruff and Stagg coached around the turn of the previous century, leaving only a handful of modern mentors alongside Fulmer.

"None of these things would have happened without the dedicated players who love this university the same way I do," Fulmer said. "And certainly much of the credit belongs to our hard-working assistant coaches and to the fans who loyally support us."

Since Fulmer took over, more than 8 million fans have passed through the Neyland Stadium turnstiles. In 1998, Fulmer rewarded those supporters by guiding Tennessee to its sixth national championship with a perfect 13-0 record and a Tostitos Fiesta Bowl victory over Florida State.

UT will participate in a bowl after completing a winning season in 2004 for a school-record 16th straight year. And Fulmer recently concluded his term as president of the influential American Football Coaches Association.

"It was a great honor," he said. "Through relationships with our athletes, including both personal and professional guidance, we do make a difference in their lives. Our strength and growth as an organization only gives us more tools to better lead our young men, not only on the football field but also toward much greater success in life. The young men who pass through our programs will be the husbands and fathers of tomorrow."

An accepted measure of a program's success, Tennessee's position in the national polls also has been a testimonial to Fulmer's sure hand at the helm. Under Fulmer, the Vols had a streak of 54 consecutive weeks ranked in the top 10.

UT has been in the national polls at game time for 137 of Fulmer's 153 games as head coach.

Fulmer's brilliant coaching record also includes these accomplishments:

- Selection as National and SEC coach of the year in 1998.
- The first Tennessee team to post 13 victories in a single season, a record in 1998 that



The Fulmers get together for a family portrait. Joining Phillip and Vicky Fulmer are, from left, Courtney, Allison and Brittany.  
(Photo by Gary Moor Photography)

FULMER DEAN OF SEC COACHES		
Longevity means stability in the collegiate coaching ranks. Below is a list of SEC coaches and the season each is completing at his current school:		
Coach, School	Year	
PHILLIP FULMER, TENNESSEE	13th	
Houston Nutt, Arkansas	Seventh	
Tommy Tuberville, Auburn	Sixth	
Nick Saban, LSU	Fifth	
Mark Richt, Georgia	Fourth	
Bobby Johnson, Vanderbilt	Third	
Rich Brooks, Kentucky	Second	
Mike Shula, Alabama	Second	
Sylvester Croom, Miss. State	First	
Steve Spurrier, South Carolina	Just Hired	
Urban Meyer, Florida	Just Hired	

included an SEC championship and Tostitos Fiesta Bowl win for the national title.

- Twelve Tennessee players have earned first-team All-America honors, including linebacker Kevin Burnett and offensive tackle Michael Munoz in 2004.

- Twelve first-round NFL selections since 1993 and a total of 72 players selected in the draft since 1994 to lead all schools. UT's 72 players selected since the 1994 draft -- which followed the end of Fulmer's first season at Tennessee -- ranks just ahead of Ohio State (71) and Florida State (69).

- Back-to-back SEC titles in 1997-98 and five Eastern Division crowns in the last eight years. The Vols have won or tied for the division title six times under Fulmer.

- A record of 100-25 over the last 10 years -- best mark in the SEC.

- A record of 45-5 from 1995-98, the most victories over a four-year span in school history.

- The Vols have ended the season ranked in the top 10 six times under Fulmer.

Fulmer's record becomes all the more remarkable because of the rugged gauntlet of opponents faced by the Vols. Tennessee's schedule is regularly among the toughest in the nation. In addition to the demanding SEC slate, the Vols stray far from home to meet such traditional national powerhouses as Miami, Notre Dame, Syracuse and UCLA.

Tennessee has gone 37-23 against ranked competition under Fulmer.

Notching two straight SEC titles in 1997 and 1998 carried special meaning for Fulmer, who played in the offensive line for the Vols and then came back as an assistant coach before being promoted to head coach in 1992.

"Winning championships is always a goal when you're coaching football," Fulmer said.

The former Vol offensive lineman served 13 years as a Vols assistant beginning in 1980 before becoming the 20th head football coach at Tennessee. The decision to elevate Fulmer occurred five seasons after he was appointed assistant head coach and three seasons after he became offensive coordinator.

During Fulmer's years as offensive coordinator, the Vols consistently broke team total offense records and were ranked one or two in the SEC. Records have fallen with even greater frequency since he became head coach.

Year after year with Fulmer as head coach, Tennessee continues to stand in the top ranks of college football for graduating players who go on to careers in the professional game. Since 1994, Tennessee ranks first in total players drafted with 72, and the Vols have had 12 NFL first-round selections since 1993.

The 2003 NFL Draft saw four UT players drafted - Gibril Wilson to the New York Giants, Troy Fleming to the Tennessee Titans, Mark Jones to the Tampa Bay Buccaneers and Scott Wells to the Green Bay Packers.

Fulmer also is an avid civic booster and was named 2002 Outstanding Volunteer Fundraiser for the Smoky Mountain Chapter of the Association of Fundraising Professionals. He serves on such boards of directors as Boys and Girls Clubs, American Football Coaches Association and Child and Family Services. He is the national spokesperson for the Jason Foundation Inc., and considers such experiences essential to the education process of UT football players.

In the spring of 2000, Fulmer received one of the most prestigious and personally satisfying honors in the field of athletics. A blue-ribbon panel named Fulmer the second annual winner of the State Farm Eddie Robinson Coach of Distinction Award. Penn State's venerable Joe Paterno was the inaugural recipient.

"It helps the players become more accountable, more responsible," he said. "There are many good things that can be done. I think it's our responsibility to provide our players the opportunity for community service and involvement."

In the spring of 2000, he was recipient of the Brotherhood/Sisterhood Award of the National Conference for Community and Justice. It was the most recent recognition of Fulmer's outstanding civic leadership, which now includes heading up the Phillip Fulmer Golf Tournament that has raised in excess of \$100,000 each of the last three years for the Boys and Girls Clubs of the Tennessee Valley.

Three decades ago, Fulmer was a competent blocker on three UT teams that ended their seasons gracing holiday bowl extravaganzas.

As an offensive guard, Fulmer helped UT to a 30-5 record from 1969-71. The Vols captured the SEC championship with a 9-2 record in 1969, went 11-1 and won the Sugar Bowl in 1970, and finished as Liberty Bowl champions with a 10-2 record in 1971, a season that ended Fulmer's playing career.

He served as a team alternate captain his senior year before spending the following season as graduate student assistant. Fulmer served as linebacker coach and defensive coordinator for the Vols freshman team in 1973 before moving to Wichita State the following season.

He spent five years at Wichita State, where he coached the offensive line in 1974 and 1977-78 and served as linebacker coach in 1975-76. He followed those years with a one-season stint at Vanderbilt, serving as an aide to Commodores head coach George MacIntyre.

Fulmer is married to the former Vicky Morey and has four children: Phillip Jr., Courtney, Brittany and Allison.



**Phillip Fulmer enjoys another postgame greeting from Vicky and Brittany Fulmer following a Vols victory. Tennessee has won 100 times over the last 10 years to lead all Southeastern Conference schools.**

### FULMER'S PERSONAL DATA

**BORN:** Sept. 1, 1950, in Winchester

**HIGH SCHOOL EDUCATION:** Franklin County High School, Winchester

**COLLEGE EDUCATION:** University of Tennessee 1972

**COLLEGE FOOTBALL:** Offensive Guard, Tennessee 1968-71

**COACHING CAREER:** Tennessee 1972-73; Wichita State 1974-78; Vanderbilt 1979; Tennessee 1980-91; Head Coach 1992-Present

**COACH OF THE YEAR HONORS:** National Coach of the Year 1998 (FWAA, AFCA, *The Sporting News*, Maxwell Football Club); Regional Coach of the Year 1993 (AFCA Region 2); Southeastern Conference Coach of the Year 1998 (Coaches, Associated Press); State Farm Eddie Robinson National Coach of Distinction Award 1999; Tennessee Sports Hall of Fame 2001

**WIFE:** Victoria (Vicky) Morey Fulmer

**CHILDREN:** Phillip Jr. (3/25/70), Courtney (1/25/83), Brittany (4/22/85), Allison (9/13/86)

### FULMER'S HEAD COACHING RECORD

SEASON	SCHOOL	WON	LOST	PCT.	BOWL
1992	Tennessee	4	0	1.000	Hall of Fame
1993	Tennessee	10	2	.833	CompUSA Fla. Citrus
1994	Tennessee	8	4	.667	Outback Gator
1995	Tennessee	11	1	.916	CompUSA Fla. Citrus
1996	Tennessee	10	2	.833	CompUSA Fla. Citrus
1997	Tennessee	11	2	.846	FedEx Orange
1998	Tennessee	13	0	1.000	Tostitos Fiesta
1999	Tennessee	9	3	.750	Tostitos Fiesta
2000	Tennessee	8	4	.667	SW Bell Cotton
2001	Tennessee	11	2	.846	Capital One Fla. Citrus
2002	Tennessee	8	5	.615	Chick-fil-A Peach
2003	Tennessee	10	3	.769	Chick-fil-A Peach
2004	Tennessee	9	3	.750	SBC Cotton
<b>Totals</b>		<b>122</b>	<b>31</b>	<b>.797</b>	<b>(13 Years)</b>

### FULMER'S MILESTONE VICTORIES

WIN	DATE	SITE	OPPONENT	SCORE
1	Sept. 5, 1992	Knoxville	S'western La.	38-3
25	Sept. 23, 1994	Knoxville	Mississippi St.	52-14
50	Nov. 8, 1997	Knoxville	Southern Miss.	44-20
75	Nov. 20, 1999	Lexington	Kentucky	56-21
100	Nov. 2, 2002	Columbia	South Carolina	18-10

*Fulmer reached his 100th victory in his 123rd game as head coach.*

# Phillip Fulmer's Year-By-Year Record

## FULMER'S YEAR-BY-YEAR RECORD 122-31 (.797)

1992				
Won 4 Lost 0				
Date	Opponent	Rankings	Result	
Sept. 5	SOUTHWESTERN LA.	22-19/--	W 38-3	
Sept. 12	at Georgia	20-17/14-15	W 34-31	
Sept. 19	FLORIDA	14-14/4-4	W 31-14	
Hall of Fame Bowl (Tampa, Fla.)				
Jan. 1	vs Boston College	17-17/16-16	W 38-23	

1993				
Won 10 Lost 2				
Date	Opponent	Rankings	Result	
Sept. 4	LOUISIANA TECH	10-11/--	W 50-0	
Sept. 11	GEORGIA	8-11/22-21	W 38-6	
Sept. 18	at Florida	5-7/9-9	L 34-41	
Sept. 25	LSU	11-13/--	W 42-20	
Oct. 2	DUKE	11-12/--	W 52-19	
Oct. 9	at Arkansas (L.R.)	11-12/--	W 28-14	
Oct. 16	at Alabama* (B'ham)	10-11/2-2	T 17-17	
Oct. 30	SOUTH CAROLINA	8-8/--	W 55-3	
Nov. 6	LOUISVILLE	7-7/13-15	W 45-10	
Nov. 20	at Kentucky	6-6/--	W 48-0	
Nov. 27	VANDERBILT	6-5/--	W 62-14	
CompUSA Florida Citrus Bowl (Orlando, Fla.)				
Jan. 1	Penn St.	6-5/13-13	L 13-31	

\* Game later forfeited to Tennessee as a result of NCAA sanctions.

1994				
Won 8 Lost 4				
Date	Opponent	Rankings	Result	
Sept. 3	at UCLA	13-12/14-15	L 23-25	
Sept. 10	at Georgia	19-19/23-22	W 41-23	
Sept. 17	FLORIDA	15-14/1-2	L 0-31	
Sept. 24	at Mississippi St.	(23/23)/--	L 21-24	
Oct. 1	WASHINGTON ST.	--/17-15	W 10-9	
Oct. 8	ARKANSAS	--/--	W 38-21	
Oct. 15	ALABAMA	--/10-6	L 13-17	
Oct. 29	at South Carolina	--/--	W 31-22	
Nov. 12	MEMPHIS	--/--	W 24-13	
Nov. 19	KENTUCKY	--/--	W 52-0	
Nov. 26	at Vanderbilt	--/--	W 65-0	
Outback Steakhouse Gator Bowl (Gainesville, Fla.)				
Dec. 30	Virginia Tech	nr-24/17-15	W 45-23	

1995				
Won 11 Lost 1				
Date	Opponent	Rankings	Result	
Sept. 2	EAST CAROLINA	8-11/--	W 27-7	
Sept. 9	GEORGIA	8-11/nr-24	W 30-27	
Sept. 16	at Florida	8-12/4-4	L 37-62	
Sept. 23	MISSISSIPPI ST.	15-16/--	W 52-14	
Sept. 30	OKLAHOMA ST.	12-13/--	W 31-0	
Oct. 7	at Arkansas	10-11/--	W 49-31	
Oct. 14	at Alabama (B'ham)	6-7/12-14	W 41-14	
Oct. 28	SOUTH CAROLINA	5-5/--	W 56-21	
Nov. 4	SOUTHERN MISS.	5-5/--	W 42-0	
Nov. 18	at Kentucky	4-4/--	W 34-31	
Nov. 25	VANDERBILT	5-5/--	W 12-7	
CompUSA Florida Citrus Bowl (Orlando, Fla.)				
Jan. 1	Ohio St.	4t-4/4t-5	W 20-14	

1996				
Won 10 Lost 2				
Date	Opponent	Rankings	Result	
Aug. 31	UNLV	2-2/--	W 62-3	
Sept. 7	UCLA	2-2/--	W 35-20	
Sept. 21	FLORIDA	2-2/4-4	L 29-35	
Oct. 3	Mississippi (Memphis)	9-9/--	W 41-3	
Oct. 12	at Georgia	7-7/--	W 29-17	
Oct. 26	ALABAMA	6-7/12-14	W 20-13	
Nov. 2	at South Carolina	6-6/--	W 31-14	
Nov. 9	at Memphis	6-6/--	L 17-21	
Nov. 16	ARKANSAS	12-12/--	W 55-14	
Nov. 23	KENTUCKY	9-10/--	W 56-10	
Nov. 30	at Vanderbilt	9-10/--	W 14-7	
CompUSA Florida Citrus Bowl (Orlando, Fla.)				
Jan. 1	Northwestern	9-10/11-11	W 48-28	

1997				
Won 11 Lost 2				
Date	Opponent	Rankings	Result	
Aug. 30	TEXAS TECH	5-5/--	W 52-17	
Sept. 6	at UCLA	3-3/--	W 30-24	
Sept. 20	at Florida	4-4/2-1	L 20-33	
Oct. 4	MISSISSIPPI	9-10/--	W 31-17	
Oct. 11	GEORGIA	9-10/13-15	W 38-13	
Oct. 18	at Alabama (B'ham)	9-9/--	W 38-21	
Nov. 1	SOUTH CAROLINA	8-8/--	W 22-7	
Nov. 8	SOUTHERN MISS.	8-7/24-20	W 44-20	
Nov. 15	at Arkansas (L.R.)	5-5/--	W 30-22	
Nov. 22	at Kentucky	5-5/--	W 59-31	
Nov. 29	VANDERBILT	3-3/--	W 17-10	
SEC Championship Game (Atlanta, Ga.)				
Dec. 6	Auburn	3-3/11-11	W 30-29	
FedEx Orange Bowl (Miami, Fla.)				
Jan. 2	Nebraska	3-3/2-2	L 17-42	

1998				
Won 13 Lost 0				
Date	Opponent	Rankings	Result	
Sept. 5	at Syracuse	10-10/17-14	W 34-33	
Sept. 19	FLORIDA	6-6/2-2	W 20-17 OT	
Sept. 26	HOUSTON	4-4/--	W 42-7	
Oct. 3	at Auburn	3-5/--	W 17-9	
Oct. 10	at Georgia	4-5/7-7	W 22-3	
Oct. 24	ALABAMA	3-4/--	W 35-18	
Oct. 31	at South Carolina	3-4/--	W 49-14	
Nov. 7	UAB	2-3/--	W 37-13	
Nov. 14	ARKANSAS	1-1t/10-9	W 28-24	
Nov. 21	KENTUCKY	1-2/nr-25	W 59-21	
Nov. 28	at Vanderbilt	1-2/--	W 41-0	
SEC Championship Game (Atlanta, Ga.)				
Dec. 5	Mississippi St.	1-2/23-22	W 24-14	
Tostitos Fiesta Bowl (Tempe, Ariz.)				
Jan. 4	vs Florida St.	1-1/2-2	W 23-16	

1999				
Won 9 Lost 3				
Date	Opponent	Rankings	Result	
Sept. 4	WYOMING	2-2/--	W 42-17	
Sept. 18	at Florida	2-2/4t-4	L 21-23	
Sept. 25	MEMPHIS	7-7/--	W 17-16	
Oct. 2	AUBURN	7-8/--	W 24-0	
Oct. 9	GEORGIA	6-6/10-9	W 37-20	
Oct. 23	at Alabama	5-5/10-12	W 21-7	
Oct. 30	SOUTH CAROLINA	4-4/--	W 30-7	
Nov. 6	NOTRE DAME	4-4/24-nr	W 38-14	
Nov. 13	at Arkansas	3-3/--	L 24-28	
Nov. 20	at Kentucky	7-7/--	W 56-21	
Nov. 27	VANDERBILT	6-7/--	W 38-10	
Tostitos Fiesta Bowl (Tempe, Ariz.)				
Jan. 2	Nebraska	6-5/3-3	L 21-31	

2000				
Won 8 Lost 4				
Date	Opponent	Rankings	Result	
Sept. 2	SOUTHERN MISS.	13-12/22-24	W 19-16	
Sept. 16	FLORIDA	11-9/6-4	L 23-27	
Sept. 23	LA-MONROE	13-13/--	W 70-3	
Sept. 30	at LSU	11-11/--	L 31-38 OT	
Oct. 7	at Georgia	21-21/19-19	L 10-21	
Oct. 21	ALABAMA	--/--	W 20-10	
Oct. 28	at South Carolina	--/17-18	W 17-14	
Nov. 4	at Memphis	--/--	W 19-17	
Nov. 11	ARKANSAS	--/--	W 63-20	
Nov. 18	KENTUCKY	nr-25/--	W 59-20	
Nov. 25	at Vanderbilt	25-24/--	W 28-26	
Southwestern Bell Cotton Bowl Classic (Dallas, Texas)				
Jan. 1	Kansas St.	21-21/11-9	L 21-35	

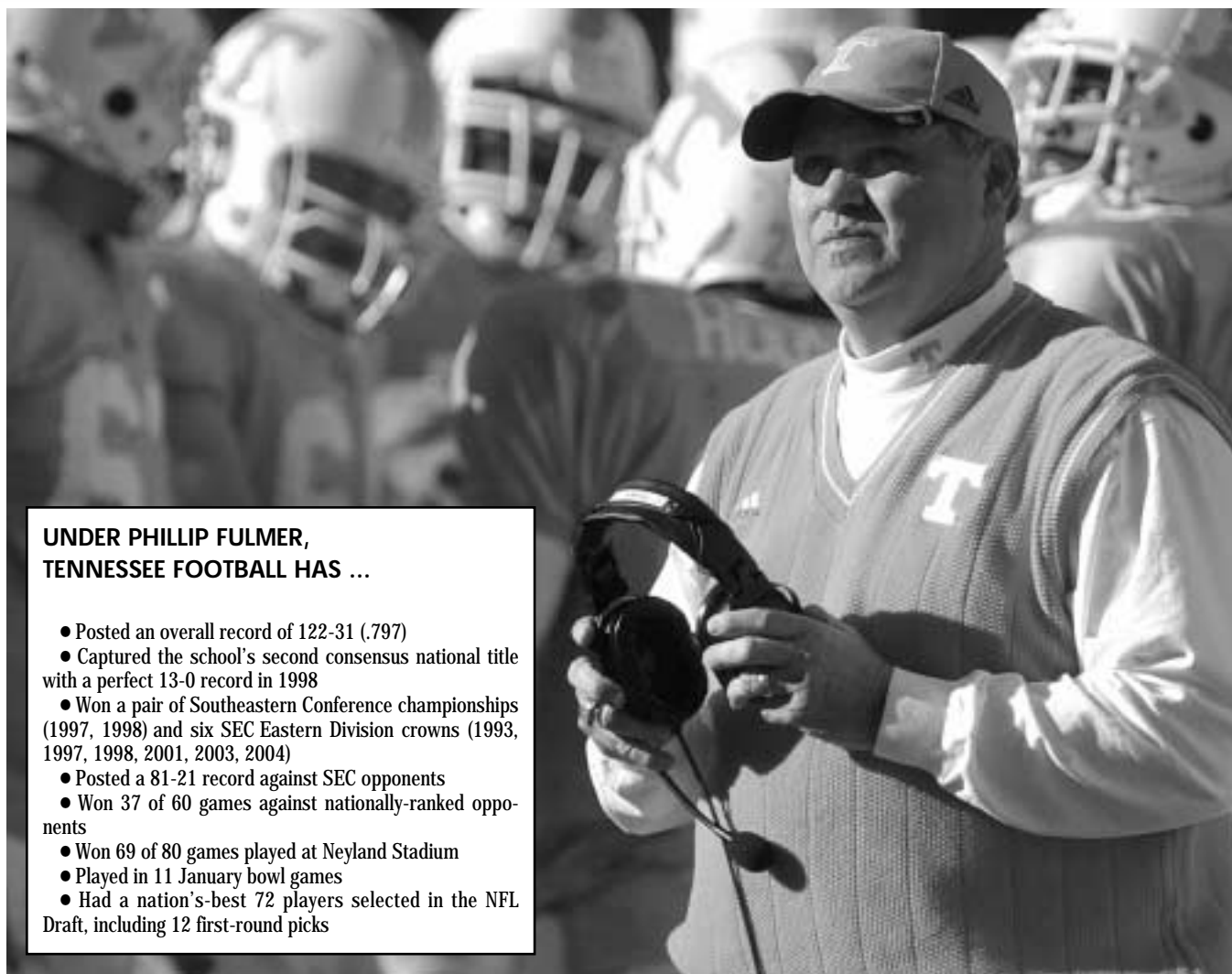
2001				
Won 11 Lost 2				
Date	Opponent	Rankings	Result	
Sept. 1	SYRACUSE	8-8/--	W 33-9	
Sept. 8	at Arkansas	8-7/--	W 13-3	
Sept. 29	LSU	7-8/14-14	W 26-18	
Oct. 6	GEORGIA	6-7/--	L 24-26	
Oct. 20	at Alabama	11-11/--	W 35-24	
Oct. 27	SOUTH CAROLINA	9-9/12-14	W 17-10	
Nov. 3	at Notre Dame	7-7/--	W 28-18	
Nov. 10	MEMPHIS	6-6/--	W 49-28	
Nov. 17	at Kentucky	6-6/--	W 38-35	
Nov. 25	VANDERBILT	7-6/--	W 38-0	
Dec. 1	at Florida	5-4/2-2	W 34-32	
SEC Championship Game (Atlanta, Ga.)				
Dec. 7	LSU	2-2/21-20	L 20-31	
Capital One Florida Citrus Bowl (Orlando, Fla.)				
Jan. 1	Michigan	8-8/17-15	W 45-17	

2002				
Won 8 Lost 5				
Date	Opponent	Rankings	Result	
Aug. 31	Wyoming (Nashville)	4-4/--	W 47-7	
Sept. 7	MIDDLE TENNESSEE	4-4/--	W 26-3	
Sept. 21	FLORIDA	4-4/10-10	L 13-30	
Sept. 28	RUTGERS	11-11/--	W 35-14	
Oct. 5	ARKANSAS	10-10/--	W 41-38 60T	
Oct. 12	at Georgia	10-9/6-6	L 13-18	
Oct. 26	ALABAMA	16-15/19-nr	W 24-34	
Nov. 2	at South Carolina	25-nr/--	W 18-10	
Nov. 9	MIAMI (FLA.)	--/2-1	L 3-26	
Nov. 16	at Mississippi State	--/--	W 35-17	
Nov. 23	at Vanderbilt	--/--	W 24-0	
Nov. 30	KENTUCKY	--/--	W 24-0	
Chick-fil-A Peach Bowl (Atlanta, Ga.)				
Dec. 31	Maryland	--/20-18	L 3-30	

2003				
Won 10 Lost 3				
Date	Opponent	Rankings	Result	
Aug. 30	FRESNO STATE	12-16/--	W 24-6	
Sept. 6	MARSHALL	12-14/--	W 34-24	
Sept. 20	at Florida	12-12/17-17	W 24-10	
Sept. 27	SOUTH CAROLINA	8-8/--	W 23-20 OT	
Oct. 4	at Auburn	7-7/--	L 21-28	
Oct. 11	GEORGIA	13-14/8-10	L 14-41	
Oct. 25	at Alabama	22-22/--	W 51-43 50T	
Nov. 1	DUKE	19-18/--	W 24-6	
Nov. 8	at Miami (Fla.)	18-17/6-6	W 10-6	
Nov. 15	MISSISSIPPI STATE	9-13/--	W 59-21	
Nov. 22	VANDERBILT	9-11/--	W 48-0	
Nov. 29	at Kentucky	9-9/--	W 20-7	
Chick-fil-A Peach Bowl (Atlanta, Ga.)				
Jan. 2	Clemson	6-7/--	L 27-14	

2004				
Won 9 Lost 3				
Date	Opponent	Rankings	Result	
Sept. 5	UNLV	14-15/--	W 42-17	
Sept. 18	FLORIDA	13-13/11-9	W 30-28	
Sept. 20	LOUISIANA TECH	11-8/--	W 42-17	
Sept. 27	AUBURN	10-9/8-9	L 10-34	
Oct. 4	at Georgia	17-17/3-3	W 19-14	
Oct. 11	at Mississippi	13-14/--	W 21-17	
Oct. 25	ALABAMA	11-13/--	W 17-13	
Nov. 1	at South Carolina	11-12/--	W 43-29	
Nov. 8	NOTRE DAME	9-11/--	L 13-17	
Nov. 22	at Vanderbilt	15-16/--	W 38-33	
Nov. 29	KENTUCKY	15-15/--	W 37-31	
SEC Championship Game (Atlanta, Ga.)				
Dec. 4	Auburn	15-15/3-3	L 28-38	
Chick-fil-A Peach Bowl (Atlanta, Ga.)				
Jan. 2	Texas A&M	15-17/22-25		

NOTE: Rankings list Tennessee (AP-Coaches)/Opponent (AP-Coaches) heading into game.



**UNDER PHILLIP FULMER,  
TENNESSEE FOOTBALL HAS ...**

- Posted an overall record of 122-31 (.797)
- Captured the school's second consensus national title with a perfect 13-0 record in 1998
- Won a pair of Southeastern Conference championships (1997, 1998) and six SEC Eastern Division crowns (1993, 1997, 1998, 2001, 2003, 2004)
- Posted a 81-21 record against SEC opponents
- Won 37 of 60 games against nationally-ranked opponents
- Won 69 of 80 games played at Neyland Stadium
- Played in 11 January bowl games
- Had a nation's-best 72 players selected in the NFL Draft, including 12 first-round picks

**FULMER VS. ALL OPPONENTS**

Alabama	10-2	Middle Tennessee	1-0
Arkansas	9-1	Mississippi	3-0
Auburn	3-3	Mississippi State	4-1
Boston College	1-0	Nebraska	0-2
Clemson	0-1	Northwestern	1-0
Duke	2-0	Notre Dame	2-1
East Carolina	1-0	Ohio State	1-0
Florida	5-8	Oklahoma State	1-0
Florida State	1-0	Penn State	0-1
Fresno State	1-0	Rutgers	1-0
Georgia	9-4	South Carolina	12-0
Houston	1-0	Southern Mississippi	3-0
Kansas State	0-1	Syracuse	2-0
Kentucky	12-0	Texas Tech	1-0
Louisiana-Lafayette	1-0	UAB	1-0
Louisiana-Monroe	1-0	UCLA	2-1
LSU	2-2	UNLV	2-0
Louisiana Tech	2-0	Vanderbilt	12-0
Louisville	1-0	Virginia Tech	1-0
Marshall	1-0	Washington State	1-0
Maryland	0-1	Wyoming	2-0
Memphis	4-1		
Miami (Fla.)	1-1		
Michigan	1-0		

**FULMER'S RECORD BREAKDOWN**

vs. SEC	81-21*
vs. Non-Conference	41-10
vs. Ranked Opponents	37-23
Home Games	69-11
Road Games	43-12
Neutral Sites	10-8
Bowl Games	6-6
Overtime	4-1
August	4-0
September	31-11
October	34-8
November	44-4
December	4-3
January	5-5

\* Includes SEC Championship Games.

# Assistant Coaches



**John Chavis**  
Assistant Head Coach  
Defensive Coordinator  
Linebackers

John Chavis' tenure in Big Orange Country has evolved into the elite atmosphere reserved for the top achievers in his profession.

Promoted to defensive coordinator at Tennessee in 1995, Chavis has gained recognition as a defensive guru the old-fashioned way -- by building hard-nosed teams that have helped Phillip Fulmer's Vol squads rank among the stingiest in college football.

Following the national title season of 1998, Chavis was named the SEC's outstanding linebacker coach. UT's defense led the SEC in 1996 and ranked in the top three five of the past seven years.

The 2003 season was no exception, as Chavis took the youngest starting unit in the SEC and led it to top 25 rankings in three national categories.

In addition to supervising linebackers and the overall defense, Chavis in 1999 was named assistant head coach.

Chavis has divided his responsibilities between the defensive line and the linebacker corps since returning to his alma mater 15 years ago. In recognition of Chavis' experience, technical knowledge and fighting temperament, Fulmer promoted him to defensive coordinator prior to the 1995 season.

Before coming to UT, the Dillon, S.C., native had been defensive coordinator at Alabama A&M. His first coaching position was as a Vols graduate assistant in 1979.



**Dan Brooks**  
Defensive Line

Dan Brooks' remarkable run of success as coach of the Tennessee defensive line continues into his 11th season in Big Orange Country.

In each of the last two seasons, he has rebuilt the defensive line into one of the top fronts in the Southeastern Conference. This despite the fact the Vols replaced four senior starters along the line after the 2001 and 2002 campaigns.

John Henderson, Albert Haynesworth, Rashad Moore, Demetris Veal and Aubrayo Franklin are just a few of the recent Vols who have benefited from Brooks' coaching experience.

Henderson and Haynesworth both felt a special kinship to their former line coach. That's because Brooks not only is a highly regarded mentor in coaching circles at the national level, he also considers himself a player's coach who has the full confidence of those performing around him.

His previous experience as a coach included stops at Florida and North Carolina. The North Carolina native still has the zest for football he experienced when he was given his first job at Western Carolina in 1975.

Brooks, after the 1998 national championship season at UT, was awarded recognition as the SEC's outstanding defensive line coach.



**Randy Sanders**  
Offensive Coordinator  
Quarterbacks

Randy Sanders is in his sixth season as Tennessee's offensive coordinator and 14th coaching season overall, having achieved his goal of striking a healthy balance between running and passing the football.

This year, however, Sanders not only prepared true freshmen Erik Ainge and Brent Schaeffer for SEC competition. He also successfully transitioned backup Rick Clausen to starter after the two freshmen were injured in consecutive weeks.

Sanders, of course, takes extra pride in these performances since he has the added responsibility of working directly with the quarterbacks.

Sanders was named offensive coordinator after the 1998 season when David Cutcliffe resigned to accept the head coaching job at Mississippi. His first game calling the offensive plays was against Florida State in the 1999 Tostitos Fiesta Bowl national championship game.

Sanders has held a variety of jobs on the Tennessee staff. Sanders' assignment with running backs starting in 1993 followed two seasons in which he worked as wide receivers coach.

Sanders was named a full-time assistant in 1991. Vols coaches already had observed him enough to set high expectations for his development. They had coached him and then watched his work for two more years as a volunteer coach on the UT staff.



**Steve Caldwell**  
Defensive Ends  
Special Teams

Steve Caldwell is in his 10th season on Phillip Fulmer's Tennessee football staff. His work has contributed to the Vols ranking among the annual SEC leaders in sack production.

The Volunteers have tallied 173 sacks over the last five years, with more than a quarter of those tackles (55.5) coming from the end positions.

Caldwell has taken special pride in his players.

Among Caldwell's most accomplished pupils was Will Overstreet, who not only finished his UT career with 19 sacks but also mirrored the coach's emphasis on studies by being named to the 2001 Academic All-America second team.

A dean's list student himself at Arkansas State, Caldwell played four years of football for the Indians as a defensive end and linebacker.

His first taste of coaching came from 1978-80 at his alma mater. From there, Caldwell moved on to Northwest Mississippi Community College, where he coached the offensive line for four seasons and was part of a national championship team in 1982.

Next he came back to Arkansas State, coaching linebackers under head coach Larry Laceywell during a notable period of success for the Indians.

Subsequent jobs took him to Tennessee, Pacific and Nevada before a brief stop at Mississippi. Fulmer brought Caldwell back to UT in 1995.



**Greg Adkins**  
Tight Ends/Offensive Line  
Recruiting Coordinator

The man coordinating Tennessee's national recruiting reputation is Greg Adkins, who accepted the assistant's position working with tight ends and the offensive line in March 2003.

Adkins also handles the responsibilities of recruiting coordinator. During his first season in that capacity, UT signed players from 12 states.

Adkins came to the Vols from Troy State, where he held similar duties under Larry Blakeney. His work with the offensive line helped the Trojans make the transition from Division I-AA.

Before coaching at Troy State, Adkins spent five years as an assistant at Georgia under Jim Donnan. He coached the Bulldogs' defensive line in 1996 and oversaw tight ends and the offensive line from 1997-2000. During his tenure in Athens, the Bulldogs posted a 40-19 record in five seasons and appeared in four bowl games. Two of those post-season contests were New Year's Day affairs.

A native of Cross Lanes, W.Va., Adkins arrived at Georgia in 1996 after spending 10 seasons at Marshall as a player and coach.

He coached a variety of positions at Marshall, including offensive line, defensive tackles and tight ends. A coaching highlight while at Marshall was the team's 1992 NCAA Division I-AA national championship. He also had a hand in three other second-place finishes for the school.



**Larry Slade**  
Defensive Backs

Larry Slade is in his sixth season on Phillip Fulmer's UT coaching staff and continues turning out some of the nation's best defensive secondary units.

Slade's work was cut out for him this year, as three starters left for the NFL after back-to-back seasons as a top-15 national defensive pass unit. Over the course of the 2002-03 seasons, Tennessee's secondary allowed only a combined 19 passing touchdowns.

Slade's 2000 and 2001 secondary units, aided and abetted by the rest of the defense, established school season records with 64 and 72 passes broken up, respectively. In 2003, the Vols batted down 66 passes to just miss another school mark.

It continued a pattern of success that Slade has enjoyed in his 31 years in the coaching profession.

Slade twice was named All-West Virginia while playing guard at Shepherd in the early 1970s. He was named Little All-America honorable mention in 1971 and later inducted into the Shepherd College Hall of Fame. He received his degree in biology with a minor in English.

His coaching career began at his alma mater with a nine-year stay before subsequent stops at Richmond, Howard, Southern Illinois, Washington and Maryland.



**Jimmy Ray Stephens**  
*Offensive Line*

Tennessee's Jimmy Ray Stephens earns the respect of his understudies along the offensive line. That's because for the third-year coach, it is a familiar position.

Prior to arriving in Knoxville, Stephens spent nine seasons coaching the Florida offensive line -- part of a high-powered offense that led to five SEC championships for the Gators.

Stephens himself sparkled both on the offensive line and at tight end during his playing career at Florida. He was a second-team All-SEC performer at center under Gators head coach Doug Dickey before making the move to tight end and earning second-team all-league honors there as well.

His most recent responsibility at Florida was as offensive line coach and run-game coordinator during the 2001 season. Prior to that, Stephens worked with the team's centers and guards and also coordinated the unit's pass protection.

The Eustis, Fla., native coached on the Gators' 1996 national championship team and helped Florida to nine January bowl games. During that span, Florida's offense was ranked among the nation's top 15 six times and its passing offense among the top 10 seven times.

Stephens rejoined the Gators staff in 1993 after a stellar high school coaching career that saw him compile a 63-7 mark.



**Trooper Taylor**  
*Running Backs*

The newest member of UT's football coaching staff is Trooper Taylor, who took over the assistant's position for running backs.

Taylor assumed the reins of a veteran Tennessee backfield, with Cedric Houston, Gerald Riggs Jr., Jabari Davis and Corey Larkins all seasoned runners. Houston has a chance to be the first player since Curt Watson in 1969-71 to lead UT in rushing three consecutive seasons, while Riggs already has topped the 1,000-yard mark.

The Cuero, Texas, native came to Knoxville after a five-year stint at Tulane. He coached four receivers into the NFL during his tenure in New Orleans, including the nation's top receiving trio in 2001 of Adrian Burnette, Kerwin Cook and Terrell Harris. They combined to lead the country with 2,384 receiving yards on 185 catches.

A 1992 Baylor University graduate, Taylor finished his playing career as the school's leader in kickoff returns (53) and return yardage (1,063).

After helping the Bears to the 1991 Copper Bowl and completing his degree, Taylor joined the coaching staff at his alma mater for the 1992 season. He was named wide receivers coach in 1994 and then coached Baylor's secondary for two years before returning to the wide receivers for one year.

Taylor spent 1998 as the running backs coach at New Mexico.



**Pat Washington**  
*Receivers*

Pat Washington, whose receiving corps has been credited with much of the success of UT's traditionally strong passing attack, saw continued prosperity in his 10th season on Phillip Fulmer's staff.

And as a sign of continued strong play from this position over the next few seasons, Washington's group is very evenly balanced by class.

The seven receivers listed on the 2005 Cotton Bowl depth chart consist of one senior, three juniors, two sophomores and one freshman.

Washington's methods over the past nine seasons have strengthened UT's claim for recognition as Wide Receivers U. Donte' Stallworth, Cedrick Wilson, Peerless Price, Marcus Nash and Joey Kent have been among his most celebrated pass-catchers. In 1998, Washington received recognition as the outstanding receivers coach in the SEC.

Before arriving at Tennessee in 1995, Washington coached running backs for one season at Baylor.

His duties at UT as receivers coach are more similar to his work at TCU in 1992 and 1993. There he directed the play of wide receivers and quarterbacks for the Horned Frogs. His coaching resume also includes three years at Louisiana-Lafayette in charge of receivers.

Washington played quarterback at Auburn, leading the Tigers to bowl games his last two years.

## 2004 UNIVERSITY OF TENNESSEE COACHING STAFF



**Front Row (L-R):** Pat Washington, Larry Slade, Randy Sanders, Phillip Fulmer, John Chavis, Steve Caldwell, Trooper Taylor. **Back Row:** Gerald Harrison, Scott Altizer, Condredge Holloway, Jason Michael, Dan Brooks, Greg Adkins, Jimmy Ray Stephens, Gerry Dickey, Geep Wade, James Mitchell, Johnny Long.

2004 VOLUNTEERS

# Football Staff



## Jason Michael

*Graduate Assistant Coach*

Jason Michael takes over as a graduate assistant football coach at Tennessee. He works with the Volunteers defense and special teams staff.

Michael has been at UT since January 2003, working as an assistant for both the strength and conditioning and video staffs.

The Louisa, Ky., native's playing career was capped by guiding Western Kentucky to the 2002 NCAA Division I-AA Football Championship with a 34-14 victory over McNeese State in Chattanooga. That season, Michael passed for 1,661 yards and rushed for another 642 in pacing the Hilltoppers to a 12-3 record and victories in their final 10 games.

Michael graduated from Western Kentucky in December 2002.



## Geep Wade

*Graduate Assistant Coach*

Geep Wade joins the staff as a graduate assistant football coach at Tennessee. His duties include working with the offensive coaching staff.

The Nashville native comes to Big Orange Country after a one-year stint at Mars Hill, where he was offensive line coach and recruiting coordinator for the Division II North Carolina school. The Lions compiled a 7-4 record in 2003.

Wade spent the previous season as offensive line coach at his alma mater, UT-Chattanooga. During his playing days, Wade was a three-year starter at center and was elected to team captain honors by his teammates as a senior in 2001.



## Scott Altizer

*Director of High School Relations*

Scott Altizer, a Furman University graduate, is employed on the Tennessee football staff as Director of High School Relations.

A native of Radford, Va., who moved and attended high school in the East Tennessee borough of Morristown, Altizer has been a member of the Tennessee staff since 1994. While attending Furman, he played baseball for the Paladins and had a short professional career after graduating in 1993. He holds a master's degree from Tennessee.

Among Altizer's numerous duties within the Vols football program are organizing the annual Phillip Fulmer Football Camps. He also manages all official and unofficial on-campus visits by prospective football student-athletes and oversees the initial eligibility of Vol signees each year.

Scott is married to the former Sandy Apple of Nashville.



## Gerald Harrison

*Director of Community Relations*

Gerald Harrison is in his third year in the position of Director of Community Relations.

The Florence, S.C., native was hired following his graduation from UT in December 2001 and his responsibilities include all areas of philanthropy involving UT's football student-athletes.

During the last two years, the Go V.O.L.S. (Volunteering, Outstanding Leadership and Service) Program has led to more than 2,500 hours of community service by UT footballers. Volunteer student-athletes focus on such projects as the Boys and Girls Club and Habitat for Humanity.

Harrison played football at Darlington High School for his father, Gerald Harrison Sr., who this year will be a member of the South Carolina State coaching staff. He earned three letters at the center position and was named to the All-Region team during his senior season of 1996.



## Gerry Dickey

*Assistant Athletics Director for Football Operations*

Gerry Dickey returned to Knoxville in August 2003, accepting the position of Assistant Athletics Director for Football Operations on head coach Phillip Fulmer's administrative staff.

Dickey accepted the move to Tennessee from the University of Mississippi, where he served since February 2001 as assistant AD for football operations under head coach David Cutcliffe. He was hired by Ole Miss in December 1998 to serve as the director of football operations.

The Haven, Kan., native began his first stint with the Volunteers in 1993 while working toward his master's degree in sports administration. He served as a graduate assistant in football operations for one year until the completion of his degree in December 1994. During that time he assisted in coordinating and managing official and unofficial on-campus recruiting visits, the UT Coaches Clinic and the Phillip Fulmer Football Camp.

The following summer, Dickey was named UT's Coordinator of Academic Programs and served in that position until being named Associate Director of Student Life in July 1998. He provided academic counsel to Volunteer basketball and football student-athletes and directed the tutorial and study hall operations for student-athletes at Tennessee.

Dickey's duties at Tennessee are similar to those he had at Mississippi, including oversight of the football program's administrative duties and management of team compliance issues along with the athletics department compliance office. In addition, he directs all postseason planning and preparations, approves scholarships and distribution of funds and supervises and implements strategic planning with the head football coach and staff.

A graduate of Wichita State University, Dickey earned a bachelor's degree in business administration in December 1992.



## Condredge Holloway

*Assistant Athletics Director for Player Relations*

To the delight of Tennessee fans everywhere, a former Vol—so beloved during his playing days that his football deeds were put to music—returned to campus in 1998 as a sports administrator.

Six years later, Condredge Holloway still is the People's Choice, discharging player relations responsibilities on the Phillip Fulmer staff. The 50-year-old Assistant Athletics Director is assigned to deal with various issues that arise in the conduct of a major college football program.

Regardless of the turns his career may take, Holloway always will be associated in the minds of UT fans with the razzle-dazzle offense he quarterbacked during his undergraduate days of the 1970s.

"Go Holloway" was the name of the ballad saluting his talents that echoed throughout Big Orange Country during Holloway's three seasons (1972-74) as the Vols signal-caller. And "go" he did. Nicknamed The Artful Dodger, Holloway became a master of improvising, packing excitement into every play whether it developed into a pass or a ground-gaining scramble.

Consistent with his brilliant sports career, Holloway has been the recipient of numerous honors paying tribute to his singular skills in both football and baseball. He has been inducted into the Canadian Football Hall of Fame, the Tennessee Sports Hall of Fame and the UT Baseball Hall of Fame.

Other significant honors directed to Holloway include the Toronto Argonauts retiring his CFL jersey and naming him to their 125th Anniversary Team (1873-1998). In 1991, he was named the all-time quarterback at the end of the first century of UT football.

After leading Tennessee to three bowl appearances, Holloway went on to play 13 seasons in the CFL, passing for more than 25,000 yards in a career that took him to Ottawa, Toronto and British Columbia. He was named the league's MVP with the Toronto Argonauts in 1982.



## Johnny Long

*Head Strength and Conditioning Coach*

Johnny Long was promoted in 2002 to the position of head strength and conditioning coach.

Long has used a solid teaching regimen to gradually climb the coaching ladder at UT. The former Olympic-caliber weightlifter began as a graduate assistant for the Vols conditioning staff in 1994, and then advanced to the position of assistant strength and conditioning coach two years later. He was named associate coach in 1999 before taking his current post.

He now holds the title of "Certified Collegiate Mentor" for strength and conditioning coaches across the country.

UT's emphasis on a strong fitness program is epitomized in Long, whose background in weight training underpinned his belief in the link between conditioning and athletics success. Long sets high goals for his charges but makes the standards attainable with realistic workout programs.



**Roderick Moore**  
Assistant Strength & Conditioning Coach



**Chris Stewart**  
Assistant Strength & Conditioning Coach



**Brian Lehmann**  
Sports Nutritionist  
Asst. Strength & Conditioning Coach



## Keith Clements

*Head Athletic Trainer*

Keith Clements was named Head Athletic Trainer in 2002. The 32-year-old is the youngest person to hold this position in the Southeastern Conference.

Clements has been affiliated with Volunteer athletics since August 1997 in the position of Assistant Athletic Trainer/Clinical Instructor. He came to UT as a doctoral graduate assistant from the University of La Verne, where he was football athletic trainer.

Prior to that, Clements spent three years at Cal Poly Pomona, serving as assistant athletic trainer while earning a master's degree in exercise biochemistry. He achieved that degree in 1997 and received his bachelor's degree in 1993 from Fresno State, majoring in athletic training.

Clements' primarily is responsible for coordinating all sports medicine coverage rendered to the Tennessee football program. He brought to UT a vast array of experience from schools in all three NCAA divisions.



**Jason McVeigh**  
Director of Rehabilitation



**Chad Newman**  
Associate Trainer



**Jeff Wood**  
Assistant Trainer



## Roger Frazier

*Equipment Manager*

Equipment Manager Roger Frazier is responsible for all football equipment issue and maintenance, in addition to handling the purchasing and inventory control of all football game and practice gear. He also assists in new product development with Adidas.

Now in his 22nd year with the Volunteers football program, the UT graduate began his career in 1978 as student manager before being named equipment manager in spring 1983. The equipment room was renamed the Roger Frazier and Max Parrott Football Equipment Room, given in their honor by Gordon, Melissa and Hannah Summerfield, on Jan. 25, 2003.

Frazier attended Bradley Central High School in Cleveland and played football. He and his wife, Donna, have two children, Brandon and Barrett.

### ADDITIONAL SUPPORT STAFF



**Max Parrott**  
Assistant Equipment Manager



**Joe Harrington**  
Sports Video Coordinator



**James Mitchell**  
FCA Director



**Dr. Russell Betcher**  
Team Orthopedist



**Dr. Val Gene Iven**  
Team Physician



**Dr. Greg Mathien**  
Team Orthopedist



**Dr. Michael Petty**  
Team Chiropractor



**Dr. Bill Youmans**  
Head Team Orthopedist



**Bob Kesling**  
Director of Broadcasting



**Jeff Muir**  
Associate Internet Communications Director



**Barry Rice**  
TV/Media Video Coordinator



**Tiffany Carpenter**  
Director of Public Relations



# 2004 Tennessee Season Notes

## Game 13 - The 69th SBC Cotton Bowl Classic Tennessee Volunteers (9-3) vs. Texas A&M (7-4) Jan. 1 ♦ Cotton Bowl (68,252) ♦ 10 a.m. CT ♦ FOX

**RANKINGS:** Tennessee is ranked No. 15 by the Associated Press and No. 17 by USA Today/ESPN. Texas A&M is ranked No. 22 by the AP and No. 25 in the USA Today/ESPN poll.

**TEAM RADIO:** The game will be broadcast by the 80-plus station Vol Radio Network. For a complete list of stations, go to [www.UTsports.com](http://www.UTsports.com). Play-by-play broadcaster Bob Kesling is in his sixth season as the voice of the Volunteers and calls the action along with Tim Priest and sideline reporter Jeff Francis.

Dave South, color analyst Dave Elmendorf and sideline reporter Chris Valletta call the action for the Texas A&M Sports Network.

**NATIONAL RADIO:** Westwood One will broadcast nationally with commentary from Brad Sham and Allen Pinkett.

**TELEVISION:** The game will be televised nationally on FOX. Thom Brennaman handles the play-by-play duties, with Eric Billigmeier providing analysis and Jeanne Zelasko and Brian Baldinger serving as sideline reporters (UT owns a 1-1 all-time record on FOX).

### SERIES HISTORY

The 1957 Gator Bowl, in which Tennessee defeated Texas A&M 3-0, marks the only gridiron meeting between the two schools. Vols kicker Sammy Burklow hit a 17-yard field goal (the first field goal of his career), and UT's defense posted a shutout to hand Paul "Bear" Bryant a loss in his final game as head coach of the Aggies.

Legendary Vols football coach Gen. Robert R. Neyland (for whom Neyland Stadium is named) studied engineering at Texas A&M for one year before being appointed to the United States Military Academy at West Point in 1912 by Texas congressman Sam Rayburn.

Neyland has more wins than any other coach in Tennessee history, with a record 173-31-12 (.829) in 21 seasons.

Tennessee defensive backs coach Larry Slade worked as the secondary coach at Texas A&M from 1994-98.

### VOLS IN THE COTTON BOWL

The Tennessee Volunteers have five previous postseason appearances in the Cotton Bowl, yielding a 2-3 record.

Tennessee's first Cotton Bowl berth came in 1951, when it defeated Texas 20-14. That victory set the stage for the Vols' 1951 national championship the following season.

In 1953, Texas exacted revenge on the Vols with a 16-0 toppling of the Big Orange. UT managed only six first downs, while the Longhorns reeled off more than 300 yards of total offense.

The 1969 Cotton Bowl again pitted the Vols vs. the Longhorns, and Texas emerged victorious by a score of 36-13. Tennessee was unable to overcome a 28-0 halftime deficit, and helped Texas by tossing three interceptions.

Arkansas was Tennessee's 1990 foe, and the Volunteers returned to the Cotton Bowl win column by downing the Southwest Conference champion Razorbacks 31-27. Tennessee finished the season 11-1 and claimed the SEC title.

UT's most recent Cotton Bowl appearance was a 35-21 loss at the hands of Kansas State. The frigid Dallas conditions contrasted the Wildcats' hot offensive output, as KSU totaled 507 yards of offense. Vols tailback Travis Henry set a UT bowl record for the longest run from scrimmage when he broke loose for an 81-yard TD in the fourth quarter.

Current Vols who stood on the sidelines that day include Kevin Burnett, Michael Munoz and Jason Respert (all 2004 co-captains).

UT IN THE COTTON BOWL (2-3)	
Jan. 1, 1951 --	Tennessee 20, Texas 14
Jan. 1, 1953 --	Texas 16, Tennessee 0
Jan. 1, 1969 --	Texas 36, Tennessee 13
Jan. 1, 1990 --	Tennessee 31, Arkansas 27
Jan. 1, 2001 --	Kansas State 35, Tennessee 21

### TENNESSEE SEC/NCAA TEAM RANKINGS

Category	Stat/Game	SEC	NCAA
Total Offense	393.2	6	41
Scoring	28.3	5	45
Rushing Offense	181.4	5	32
Passing Offense	211.8	4	61
Passing Efficiency	131.5	6	42
1st Downs	244	2	N/A
3rd Down Conversions	41.4	5	N/A
Total Defense	359.6	7	47
Scoring Defense	24.0	7	46
Rushing Defense	123.6	5	31
Passing Defense	236.0	12	88
Passing Efficiency Defense	131.1	9	77
Quarterback Sacks	32	3	N/A
Net Punting	39.2	1	9
Punt Returns	6.0	10	103
Kickoff Returns	18.2	8	99
Penalty Yards	52.7	7	N/A
Turnover Ratio	+0.08	6	60

N/A--Not an NCAA Stat

### SEC/NCAA INDIVIDUAL RANKINGS

Category	Name	Stat	SEC	NCAA
Rushing	Gerald Riggs Jr.	83.8	5	45
	Cedric Houston	78.6	6	57
Pass Efficiency	Erik Ainge	135.9	5	30
	Erik Ainge	161.3	6	84
Total Offense	Erik Ainge	158.1	7	92
Punting	Dustin Colquitt	41.3	5	53
Punt Returns	Jonathan Hefney	4.8	9	90
Kickoff Returns	Corey Larkins	17.2	5	--
Scoring	James Wilhoit	5.5	8	--
Tackles	Jason Allen	9.8	1	--
	Kevin Burnett	9.5	2	--
TFLs	Omar Gaither	7.3	6	--
	Jesse Mahelona	1.54	1	16
Passes Defended	Parys Haralson	0.58	5	--
	Roshaun Fellows	1.18	3	T-30

### TEXAS A&M BIG 12/NCAA TEAM RANKINGS

Category	Stat/Game	BIG 12	NCAA
Total Offense	438.5	4	16
Scoring	30.4	5	28
Rushing Offense	175.5	6	37
Passing Offense	263.0	2	20
Passing Efficiency	145.0	3	16
1st Downs	20.4	5	N/A
3rd Down Conversions	41.4	5	N/A
Total Defense	378.8	9	59
Scoring Defense	23.1	6	43
Rushing Defense	133.5	5	40
Passing Defense	245.3	10	94
Passing Efficiency Defense	124.2	8	61
Quarterback Sacks	28	2	N/A
Net Punting	33.5	12	88
Punt Returns	7.1	10	92
Kickoff Returns	15.7	12	116
Penalty Yards	71.8	11	N/A
Turnover Ratio	+1.27	2	4

N/A--Not an NCAA Stat

### BIG 12/NCAA INDIVIDUAL RANKINGS

Category	Name	Stat	BIG 12	NCAA
Rushing	Courtney Lewis	74.8	10	68
	Reggie McNeal	63.6	12	98
Pass Efficiency	Reggie McNeal	139.9	3	20
Passing	Reggie McNeal	231.8	3	--
Total Offense	Reggie McNeal	295.5	2	6
Punting	Jacob Young	38.4	12	91
Punt Returns	Erik Mayes	6.7	11	79
Kickoff Returns	Jason Carter	18.9	9	90
Scoring	Courtney Lewis	6.6	5	--
Tackles	Jaxson Appel	7.2	10	--

## 2004 SEC STANDINGS

### EASTERN DIVISION

	SEC	Pct.	Overall	Pct.
^ <b>TENNESSEE</b>	<b>7-1</b>	<b>.875</b>	<b>9-2</b>	<b>.818</b>
Georgia	7-2	.778	9-2	.818
Florida	4-4	.500	7-4	.636
South Carolina	4-4	.500	6-5	.545
Kentucky	1-7	.125	2-9	.182
Vanderbilt	1-7	.125	2-9	.182

^ -East Champions

### WESTERN DIVISION

	SEC	Pct.	Overall	Pct.
^%Auburn	8-0	1.000	11-0	1.000
LSU	6-2	.750	9-2	.818
Arkansas	3-5	.375	5-6	.455
Alabama	3-5	.375	6-5	.545
Mississippi	3-5	.375	4-7	.364
*Mississippi State	2-6	.250	3-8	.273

\*Mississippi State

\*ineligible for title

#-SEC Champions, %-West Champions

### 2004 SEC BOWL GAMES

<b>Music City Bowl</b> Nashville, Tenn., Dec. 31, 11 a.m. CT (ESPN)
ALABAMA vs. MINNESOTA
<b>Peach Bowl</b> Atlanta, Ga., Dec. 31, 7:30 p.m. (ESPN)
FLORIDA vs. MIAMI (FLA)
<b>Outback Bowl</b> Tampa, Fla., Jan. 1, 11 a.m. (ESPN)
GEORGIA vs. WISCONSIN
<b>Cotton Bowl</b> Dallas, Texas, Jan. 1, 10 a.m. (FOX)
TENNESSEE vs. TEXAS A&M
<b>Capital One Bowl</b> Orlando, Fla., Jan. 1, 1 p.m. (ABC)
LSU vs. IOWA
<b>Sugar Bowl</b> New Orleans, La., Jan. 3, 7 p.m. (ABC)
VIRGINIA TECH vs. AUBURN

### OTHER BOWL GAMES

<b>New Orleans Bowl</b> New Orleans, La., Dec. 14, 6:30 p.m.
SOUTHERN MISS vs. NORTH TEXAS
<b>Champs Sports Bowl</b> Orlando, Fla., Dec. 21, 7:45 p.m.
SYRACUSE vs. GEORGIA TECH
<b>GMAC Bowl</b> Mobile, Ala., Dec. 22, 7 p.m.
BOWLING GREEN vs. MEMPHIS
<b>Fort Worth Bowl</b> Fort Worth, Texas, Dec. 23, 5:30 p.m.
MARSHALL vs. CINCINNATI
<b>Las Vegas Bowl</b> Las Vegas, Nev., Dec. 23, 6:45 p.m.
WYOMING vs. UCLA
<b>Hawaii Bowl</b> Honolulu, Hawaii, Dec. 24, 2 p.m.
HAWAII vs. UAB
<b>MPC Computers</b> Boise, Idaho, Dec. 27, 12 p.m.
VIRGINIA vs. FRESNO STATE
<b>Motor City Bowl</b> Detroit, Mich., Dec. 27, 4:30 p.m.
CONNECTICUT vs. TOLEDO
<b>Independence Bowl</b> Shreveport, La., Dec. 28, 5:30 p.m.
MIAMI (OHIO) vs. IOWA STATE
<b>Insight Bowl</b> Phoenix, Ariz., Dec. 28, 7:45 p.m.
NOTRE DAME vs. OREGON STATE
<b>Houston Bowl</b> Houston, Texas, Dec. 29, 3:30 p.m.
COLORADO vs. UTEP
<b>Alamo Bowl</b> San Antonio, Texas, Dec. 29, 7 p.m.
OKLAHOMA STATE vs. OHIO STATE
<b>Continental Tire Bowl</b> Charlotte, N.C., Dec. 30, 1 p.m.
BOSTON COLLEGE vs. NORTH CAROLINA
<b>Emerald Bowl</b> San Francisco, Calif., Dec. 30, 1:30 p.m.
NEW MEXICO vs. NAVY
<b>Holiday Bowl</b> San Diego, Calif., Dec. 30, 5 p.m.
TEXAS TECH vs. CAL
<b>Silicon Valley Bowl</b> San Jose, Calif., Dec. 30, 8 p.m.
NORTHERN ILLINOIS vs. TROY
<b>Sun Bowl</b> El Paso, Texas, Dec. 31, 1 p.m.
ARIZONA STATE vs. PURDUE
<b>Liberty Bowl</b> Memphis, Tenn., Dec. 31, 2:30 p.m.
BOISE STATE vs. LOUISVILLE
<b>Gator Bowl</b> Jacksonville, Fla., Jan. 1, 12:30 p.m.
FLORIDA STATE vs. WEST VIRGINIA
<b>Rose Bowl</b> Pasadena, Calif., Jan. 1, 1:30 p.m.
TEXAS vs. MICHIGAN
<b>Fiesta Bowl</b> Tempe, Ariz., Jan. 1, 6 p.m.
PITTSBURGH vs. UTAH
<b>Orange Bowl</b> Miami, Fla., Jan. 4, 8 p.m.
USC vs. OKLAHOMA

## TENNESSEE VS. THE BIG 12 CONFERENCE

Tennessee is 7-8-1 (.469) all-time against teams that constitute the Big 12 Conference, with all eight losses in bowl games. The Vols are 0-1 vs. Baylor, 0-0-1 vs. Colorado, 2-0 vs. Kansas, 0-1 vs. Kansas State, 0-2 vs. Nebraska, 1-1 vs. Oklahoma, 1-0 vs. Oklahoma State, 1-2 vs. Texas, 1-0 vs. Texas A&M and 1-1 vs. Texas Tech. Tennessee never has faced Iowa State or Missouri.

The Vols are 3-8 against Big 12 teams in bowl games, including a 1-3 mark against the league at the Cotton Bowl. Tennessee defeated Texas in the 1951 Classic before dropping its next two games to the Longhorns (1953, 1969) and one to Kansas State (2001).

UT head coach Phillip Fulmer is 2-3 lifetime against Big 12 teams. UT last played a team from the Big 12 four years ago in the Cotton Bowl, losing 35-21 to Kansas State. Tennessee's only previous meeting against Texas A&M occurred in the 1957 Gator Bowl, a 3-0 Vols win.

## TENNESSEE'S BOWL FORTUNES UNDER FULMER

This season's Cotton Bowl marks Tennessee's school-record 16th consecutive bowl appearance. Prior to this year, the Vols appeared in New Year's bowl games in nine of head coach Phillip Fulmer's 12 seasons, including seven of the previous nine. Fulmer's coaching record in bowl games stands at 6-6.

Counting the 2004 season, Tennessee has reached postseason play in 23 of the last 24 years.

Last year, Tennessee fell to Clemson 27-14 in the Chick-fil-A Peach Bowl.

## TENNESSEE'S BOWL HISTORY

Tennessee faces Texas A&M at the SBC Cotton Bowl for its 45th bowl game, ranking second in all-time bowl appearances behind Alabama's 52. The Volunteers hold a 23-21 all-time bowl record and are tied with Penn State and Oklahoma for third in bowl victories. Only Alabama's 29 and USC's 27 bowl wins rank ahead of Tennessee. UT is 11-7 in its last 18 bowl games.

This is the 16th straight bowl game for the Vols -- a school record and the third-longest current streak behind Michigan (30) and Florida State (23). UT has appeared in a bowl game in 23 of the last 24 years.

The Vols are earning their eighth January bowl bid in nine years. Since 1989, UT has made 14 January bowl trips in 16 seasons. Tennessee made a school record seven straight New Year's bowl appearances from 1995-2001. This is Tennessee's 29th January bowl appearance, with the Vols owning a 13-15 record. UT is 10-12 on Jan. 1, having rallied from a 2-9 mark at one point in its bowl history for this date. The Vols' most recent decision on New Year's Day was a 45-17 win over Michigan in the 2002 Florida Citrus Bowl.

Under Phillip Fulmer's direction, the Vols are appearing in their 13th bowl game, compiling a 6-6 mark.

### BOWL APPEARANCES (2004 BOWL)

1. 52 -- Alabama (Music City vs. Minnesota)
2. 45 -- Tennessee (SBC Cotton vs. Texas A&M)
3. 44 -- Texas (Rose vs. Michigan)
4. 43 -- Southern California (Orange vs. Oklahoma)
5. 42 -- Nebraska (none)
6. 40 -- Georgia (Outback vs. Wisconsin)
7. 38 -- Oklahoma (Orange vs. Southern California)
8. 37 -- Penn State (none)
- 9t. 36 -- Michigan (Rose vs. Texas)
- 9t. 36 -- LSU (Capital One vs. Iowa)
- 9t. 36 -- Ohio State (Alamo vs. Oklahoma State)
12. 34 -- Arkansas (none)

### BOWL WINS

1. 29 -- Alabama
2. 27 -- USC
- 3t. 23 -- Tennessee
- 3t. 23 -- Penn State
- 3t. 23 -- Oklahoma
- 6t. 21 -- Nebraska
- 6t. 21 -- Georgia Tech
- 6t. 21 -- Georgia
9. 20 -- Texas
10. 19 -- Mississippi
- 11t. 18 -- Michigan
- 11t. 18 -- Mississippi

### CURRENT STREAK

1. 30 Michigan
2. 23 Florida State
3. 16 Tennessee
4. 14 Florida
5. 12 Virginia Tech

## BOWL TRIUMPH WOULD GIVE VOLS EIGHTH 10-WIN SEASON UNDER FULMER

A UT victory over Texas A&M in the Cotton Bowl would give Vols head coach Phillip Fulmer his eighth 10-win season in 13 years on Rocky Top.

Fulmer guided the Big Orange to double-digit victories in 1993 (10), 1995 (11), 1996 (10), 1997 (11), 1998 (13), 2001 (11) and 2003 (10). Tennessee's perfect 13-win season in 1998 culminated with a Tostitos Fiesta Bowl victory over Florida State for the national championship.

The Vols have posted 18 seasons with at least 10 wins in school history. Fulmer's seven are more than any other coach in UT history. Neyland (5), Battle (3), Majors (2) and Wyatt (1) also recorded 10-win seasons.

## VOLS POST 100 WINS OVER LAST 10 YEARS

Tennessee's 100th series meeting against Kentucky to end the regular season resulted in the Vols' 100th overall victory in the last 10 years -- a figure that leads the SEC.

The Vols are 100-25 since the start of the 1995 season and assured themselves of ending this season as the conference's top team over the last 10 years for the second year in a row. Tennessee went 99-26 in the 10-year period that ended last season.

Florida sports the second-best record in the last decade, entering bowl play at 96-29. Georgia follows at 87-35 and LSU at 81-39. Auburn is 79-42 over that span.

Other SEC schools in order: Mississippi 69-49, Alabama 69-51, Arkansas 69-52, Mississippi State 52-64, South Carolina 49-64, Kentucky 43-71 and Vanderbilt 25-87.

# 2004 Tennessee Season Notes

## TENNESSEE RANKS SIXTH IN ALL-TIME 10-WIN SEASONS

Tennessee's 18 all-time 10-win seasons ranks tied for sixth in the nation in NCAA Division I-A.

The Vols' 10-win campaigns came in 1938 (11-0), 1939 (10-1), 1940 (10-1), 1950 (11-1), 1951 (10-1), 1956 (10-1), 1970 (11-1), 1971 (10-2), 1972 (10-2), 1987 (10-2-1), 1989 (11-1), 1993 (10-2), 1995 (11-1), 1996 (10-2), 1997 (11-2), 1998 (13-0), 2001 (11-2) and 2003 (10-3).

The top-5 schools on the all-time 10-win list are Alabama (27), Oklahoma (25), Michigan (24), Nebraska (23) and USC (21).

Tennessee is tied with Florida State and Penn State for sixth place. A win over Texas A&M in the Cotton Bowl would give the Vols sole possession of the No. 6 spot.

## TENNESSEE ROSTER INCLUDES THREE FROM LONE STAR STATE

Tennessee's roster includes three players who hail from the state of Texas.

Junior offensive guard Cody Douglas is from La Marque, Texas, and sophomore strong safety Corey Campbell is from Spring, Texas. Both players have started for the Vols this season.

Walk-on defensive back Damien Jolivette is a native of Houston.

First-year running backs coach Trooper Taylor is from Cuero, Texas.

## ROCKY TOP REWARDS -- THREE VOLS EARN ALL-AMERICA ACCLAIM

Two Vols co-captains, linebacker Kevin Burnett and offensive tackle Michael Munoz, and juco newcomer Jesse Mahelona all earned All-America honors this year. The Tennessee trio gives head coach Phillip Fulmer 13 players who have been named All-America performers during his 13-year tenure on The Hill.

Munoz garnered first-team honors from the American Football Coaches Association (AFCA) and was also included on the Walter Camp second team.

Burnett joined Munoz on the AFCA first team, and Mahelona's All-America status was bestowed by *The Sporting News*.

## ALL-SEC VOLS

Tennessee placed a combined four members on the All-SEC first teams for 2004, as selected by the Associated Press and the league coaches. Seniors Kevin Burnett and Michael Munoz were joined by juniors Jason Allen and Jesse Mahelona as UT's first-team representatives.

Six additional Vols claimed second-team or honorable mentions.

Senior punter Dustin Colquitt was a second-team pick by both the coaches and AP, while senior tailback Cedric Houston and junior linebacker Omar Gaither joined Munoz on the coaches' second team. The writers tabbed junior defensive end Parys Haralson and Allen for second team and then included senior center Jason Respert and junior tailback Gerald Riggs Jr. for honorable mention.

## BIG ORANGE PLACE THREE ON FRESHMAN LISTS

Quarterback Erik Ainge joined cornerbacks Roshawn Fellows and Jonathan Hefney on the 2004 Freshman All-SEC squad, as selected by the league coaches and *The Sporting News*. Fellows earned Freshman All-America first-team honors from both *The Sporting News* and *Rivals.com*, while Ainge and Hefney were second-team choices. TSN named Ainge its SEC Offensive Freshman of the Year.

## MUNOZ WINS PRESTIGIOUS DRADDY TROPHY

Tennessee senior offensive tackle Michael Munoz was named the winner of the Vincent dePaul Draddy Trophy, known as the "Academic Heisman," as the nation's top scholar-athlete at the 47th Annual Awards Banquet of the National Football Foundation and College Hall of Fame Dec. 7 at New York's Waldorf-Astoria Hotel.

Munoz, who came to UT from Mason, Ohio, is the University of Tennessee's second Draddy Trophy winner, following in the footsteps of former Vols quarterback Peyton Manning, who won the Trophy in 1997. As a Scholar-Athlete, Munoz received an \$18,000 scholarship award. By receiving the Draddy, the award increased to \$25,000.

Munoz has already graduated with a bachelor's degree in political science, and is in the masters program in public administration.

## FULMER LOOKS TO CLIMB SEC COACHING CHART

Tennessee's win over Kentucky last month gave UT head coach Phillip Fulmer his 122nd career coaching victory, tying him with Steve Spurrier (Florida) and Mike Donahue (Auburn/LSU) for 9th place on the SEC's all-time wins list.

With a victory over Texas A&M in the Cotton Bowl, Fulmer would stand solo in ninth place on the conference's wins chart.

Charlie McClendon (LSU) is eighth with 137 victories.

Fulmer, the Dean of SEC coaches, has 79 career wins over league teams (including SEC Championship games).

SEC ALL-TIME WINS	
1. Bear Bryant, UA/UK	292
2. Vince Dooley, UG	201
3. Dan McGugin, VU	197
4. Jon Vaught, UM	190
5. Shug Jordan, AU	176
6. Robert Neyland, UT	173
7. Wallace Butts, UG	140
8. Charlie McClendon, LSU	137
9t. Mike Donohue, AU/LSU	122
9t. Steve Spurrier, UF	122
9t. Phillip Fulmer, UT	122
12t. Johnny Majors, UT	115
12t. Frank Thomas, UA	115

## 2004 INDIVIDUAL HONORS

### Erik Ainge, QB

*The Sporting News* Freshman All-America (2nd)  
*The Sporting News* SEC Offensive Freshman of the Year  
*Rivals.com* 2004 Freshman All-America (2nd)  
 All-SEC Freshman - Coaches, Knoxville N-S  
*Rivals.com* National Freshman of the Week (Florida)

### Jason Allen, FS

All-SEC - Coaches, AP (2nd)  
 Walter Camp National Defensive Player of the Week (Alabama)

### Kevin Burnett, LB

All-America - AFCA  
 All-SEC - Coaches, AP  
 SEC Defensive Player of the Week (Florida)  
 Butkus Award Semifinalist  
 Chuck Bednarik Award Semifinalist

### Rick Clausen, QB

SEC Offensive Player of the Week (Kentucky)

### Dustin Colquitt

All-SEC - AP (2nd), Coaches (2nd)

### Roshawn Fellows, CB

*The Sporting News* 2004 Freshman All-America  
*Rivals.com* 2004 Freshman All-America  
 All-SEC Freshman - Coaches, Knoxville N-S

### Omar Gaither

All-SEC - Coaches (2nd)

### Jason Hall, DE

SEC Defensive Player of the Week (Georgia)

### Parys Haralson, DE

All-SEC - AP (2nd)  
 SEC Defensive Player of the Week (Mississippi)

### Jonathan Hefney, CB

*Rivals.com* 2004 Freshman All-America (2nd)  
*The Sporting News* 2004 Freshman All-SEC  
 All-SEC Freshman - Coaches, Knoxville N-S

### Cedric Houston

All-SEC - Coaches (2nd)

### Jesse Mahelona, DT

All-SEC - AP, Coaches (2nd)  
 SEC Defensive Lineman of the Week (Notre Dame)

### Turk McBride, DT

SEC Defensive Lineman of the Week (Alabama)

### Michael Munoz, OT

2004 National Football Foundation Scholar-Athlete  
 Draddy Trophy Winner  
 All-America - AFCA, Walter Camp (2nd)  
 All-SEC - AP, Coaches (2nd)  
 SEC Offensive Lineman of the Week (La. Tech)

### Jason Respert, C

SEC Offensive Lineman of the Week (UNLV)  
 All-SEC - AP (hon. mention)

### Gerald Riggs Jr.

All-SEC - AP (hon. mention)

### Rob Smith, OG

SEC Offensive Lineman of the Week (Georgia)  
 SEC Offensive Lineman of the Week (Vanderbilt)

### James Wilhoit, PK

SEC Special Teams Player of the Week (Florida)

## TEN VOLS GARNER SEC PLAYER OF THE WEEK HONORS A COMBINED 11 TIMES

Tennessee has had 10 players earn SEC Player of the Week honors a combined 11 times this season. Sophomore offensive guard Rob Smith is the Vols lone two-time recipient, earning SEC Offensive Lineman of the Week acclaim after the Georgia and Vanderbilt contests.

The Vols' other conference honorees include offensive linemen Michael Munoz and Jason Respert, defensive linemen Jesse Mahelona and Turk McBride, overall offensive player Rick Clausen, overall defensive players Kevin Burnett, Jason Hall and Parys Haralson and special teams player James Wilhoit.

## TENNESSEE RECORDS SET OR TIED

### Individual Game

\*Most passes intercepted - 4, Erik Ainge vs. Auburn (tied record held by 3 other quarterbacks)

\*Most points after attempted (2 points) - 2, Cedric Houston vs. Kentucky (tied record held by 5 others)

### Individual Season

\*Most Quarterback Pressures (since 1995) - 21, Parys Haralson (ties record held by Steve White, 1995)

### Individual Career

\*Most games played - 51, Dustin Colquitt, 2001-current (tied with Jabari Greer 2000-03)

\*Most games started - 50, Dustin Colquitt, (51 games), 2001-current (tied with Jeff Hall, 50 games, 1995-98)

\*Most punts in a career - 236, Dustin Colquitt, 2001-current (previous: 204, Craig Colquitt 1975-77)

\*Most punt yardage in a career - 10,080, Dustin Colquitt, 2001-current (previous: 8,862, Craig Colquitt, 1975-77)

### Team Game

\*Most interceptions thrown - 5, vs. Auburn 2004 (ties record set vs. Duke in 1949)

### Team Season

\*Most points permitted - 288 (previous: 286 in 1988)

\*Records could be extended in Cotton Bowl

## ATTAINABLE RECORDS

### Team Season

Most passes opponent intercepted - 15 (record is 18 set in 1948 and tied in 1970)

Fewest fumbles - 12 (record is 13 set in 1990)

Most times opponent penalized - 85 (record is 88 set in 1988)

## MOVING UP THE CHARTS

Cedric Houston is in sixth place on the all-time career rushing yards list with 2,572 yards. He trails Jay Graham (1993-96) in fifth place with 2,609 yards and Jamal Lewis (1997-99) with 2,677 yards. Cedric Houston is tied with Travis Stephens for sixth on the Tennessee list for rushing attempts in a career (488). Johnnie Jones (1981-84) is in fifth place with 517 carries.

Cedric Houston is in eight place on the career all-purpose yardage list with 2,940 yards. He trails Reggie Cobb (1987-89) by 106 yards and trails Johnnie Jones (1981-84) by 132 yards for sixth place.

Corey Larkins is in seventh place on the all-time list for career kick-return yardage (1,307), one yard behind Shawn Summers (1992-95) for sixth place.

Dustin Colquitt is second all-time for career punting average (42.71 yards per kick). He trails his uncle, Jimmy (1981-84), with an average of 43.9 yards per kick, and is directly in front of his father, Craig (1975-77), who boasted an average of 42.5 yards per punt.

Parys Haralson is tied for fifth on the Tennessee list for career quarterback pressures with 32 (tied with Shaun Ellis, 1997-99). He trails Darwin Walker (1997-99) by one for fourth place and Corey Terry (1996-99) by six for third place.

Parys Haralson is 1.5 sacks behind James Wilson (1992), Leonard Little (1996 and 97), and Shaun Ellis (1999) for 10th place on UT's list for sacks in a season. Haralson has 7.0 sacks this year.

Gerald Riggs Jr. is tied for the sixth-longest rushing play in Tennessee history (80 yards, tied with five others). He accomplished this feat with a touchdown scamper against Auburn in the SEC Championship Game.

Erik Ainge became the 53rd 1,000-yard season passer in Tennessee history with 1,452 yards and is 48 yards away from becoming the 26th member of the 1,500-yard club.

## RIGGS, HOUSTON LOOK TO BE UT'S FIRST SAME-SEASON 1,000-YARD DUO

Though Tennessee has had 10 all-time 1,000-yard rushers, the Vols have never had two players each run for 1,000 yards in the same season.

With junior tailback Gerald Riggs Jr. having already netted 1,005 yards, senior tailback Cedric Houston needs at least 57 net yards in the Cotton Bowl to give UT its first same-season 1,000-yard rushing tandem.

Houston is averaging 78.6 rushing yards per game this season.

## TAILBACK TANDEM RANKS THIRD IN NCAA RUSHING

The Tennessee tailback tandem of Cedric Houston (943 yards) and Gerald Riggs Jr. (1,005 yards) has combined to net 1,948 rushing yards this season. That gives the pair the third-highest total by teammates in NCAA Division I-A this year. (Texas' Cedric Benson and Vince Young have rushed for 2,651 yards, and Auburn's Carnell Williams and Ronnie Brown have combined for 1,949 yards on the ground).

## RIGGS REACHES 1,000 RUSHING YARDS

After breaking loose for a career-high 182 rushing yards vs. Auburn in the SEC Championship Game, junior TB Gerald Riggs Jr. became UT's first 1,000-yard rusher since Travis Stephens in 2001 (1,464 yards).

Riggs has carried the ball 175 times this season for 1,005 yards and five touchdowns. He is averaging a team-best 5.7 yards per carry and has recorded five 100-yard games.

## HOUSTON 57 YARDS SHY OF 1,000-YARDS ON THE SEASON

Senior tailback Cedric Houston is just 57 rushing yards away from his second consecutive 1,000-yard season.

A UT landmark will be met, because the Vols have never had two players rush for 1,000 yards in the same season.

Through 12 games this year, Houston has racked up a career-best 943 yards on the ground, including a career-best seven touchdowns.

Houston needs only 38 rushing yards to move past former Vol Jay Graham (2,609 yards from 1993-96) into fifth place on Tennessee's all-time rushing-yardage list.

Travis Henry (1997-2000) sits atop the list with 3,078 yards, 506 ahead of Houston.

Houston is the 11th Vol to gain more than 2,000 career rushing yards, and he also ranks tied for sixth place on UT's all-time rushing attempts list with 488.

The 2003 second team All-SEC selection has 10 100-yard rushing games in his career. He has rushed for more than 700 yards in each of the last two seasons and is averaging 5.3 yards per carry in his career.

The Clarendon, Ark., native is trying to be the first UT running back since Watson to lead the Vols in rushing three consecutive seasons (Houston currently trails Gerald Riggs Jr. by 62 yards this year).

### UT'S ALL-TIME RUSHING LEADERS

1. Travis Henry, 97-00	3,078
2. James Stewart, 91-94	2,890
3. Johnnie Jones, 81-84	2,852
4. Jamal Lewis, 97-99	2,677
5. Jay Graham, 93-96	2,609
6. Cedric Houston (01-04)	2,572
7. Curt Watson, 69-71	2,364
8. Reggie Cobb, 87-89	2,360
9. Travis Stephens, 97-01	2,336
10. Charlie Garner, 92-93	2,089

## VOLS SUCCEED WITH THREE STARTING QBs

Tennessee has had three different quarterbacks make multiple starts this season for the first time since 1981.

Freshman Brent Schaeffer started the Vols' first three outings and went a perfect 3-0.

Fellow frosh Erik Ainge started six games -- from the Auburn contest to the Notre Dame game -- and led UT to a 4-2 mark, including a perfect 3-0 road record.

Junior signal caller Rick Clausen stepped in when Schaeffer and Ainge were both sidelined with injuries and led the Vols to a 2-1 mark in Tennessee's last three games.

## STATISTICAL COMPARISON - TENNESSEE FRESHMAN QBs

Stat	P. Manning (1994)	C. Clausen (2000)	E. Ainge (2004)	B. Schaeffer (2004)
Games Played	11	9	9	7
Record as Starter	7-1 (.875)	6-0 (1.000)	4-2 (.667)	3-0 (1.000)
Pass Effic.	145.24	145.48	135.89	139.53
Comp-Att-Int	89-144-6	121-194-6	109-198-9	17-33-1
Percent	61.8	62.4	55.1	51.5
Passing Yards	1,141	1,473	1,452	291
Touchdowns	11	15	17	2
Net Rushing Yards	(-26)	(-42)	(-29)	76
Total Offense	1,115	1,431	1,423	367

### Categorical leaders in bold

Manning and Clausen rank Nos. 1 and 2, respectively, on UT's all-time passing list.

### Freshman totals for other notable Tennessee quarterbacks who rank among UT's all-time top-10 passers:

- Andy Kelly (1988) - 8 Games; Passing totals: 15-of-25 (60.0) for 98 yards and no touchdowns
- Jeff Francis (1985) - 4 Games; Passing totals: 14-of-20 (70.0) for 172 yards and one touchdown
- Tee Martin (1996) - 5 Games; Passing totals: 2-of-4 (50.0) for 24 yards and no touchdowns (12 rushes for 14 yards)
- Heath Shuler (1991) - 6 Games; Passing totals: 2-of-4 (50.0) for 23 yards and one touchdown (7 rushes for 24 yards)
- Jimmy Streater (1976) - 5 Games; Passing totals: 1-of-3 (33.3) for 17 yards and no touchdowns (5 rushes for 7 yards)

# 2004 Tennessee Season Notes

## HISTORY IN THE MAKING

History was made when the Vols opened the season against UNLV. For the first time in Tennessee history, a true freshman quarterback directly out of high school started his first career game in the opener.

In the SEC, former Georgia All-America quarterback John Rauch started every game for four years (1945-48), becoming the first player in league history to start as a true freshman directly out of high school.

Since freshmen became eligible in 1973, Tennessee has had six quarterbacks start games during their true freshman seasons, but only Brent Schaeffer started the season opener. Listed below are the freshmen quarterbacks who have started.

- Alan Cockrell (1981) - Went 2-0 as a starter. Vols finished 8-4.
- Peyton Manning (1994) - Went 7-1 as a starter. Vols finished 8-4.
- Casey Clausen (2000) - Went 6-1 as a starter. Vols finished 8-4.
- James Banks (2002) - Went 1-0 as starter. Vols finished 8-5.

**Erik Ainge (2004) - Is 4-2 as a starter.**

**Brent Schaeffer (2004) - Is 3-0 as a starter.**

## HARALSON "HURRIES" OPPOSING SIGNAL CALLERS

Junior defensive end Parys Haralson's two quarterback hurries vs. Auburn in the SEC Championship Game gave him 21 on the season, which tie for the most QB hurries by a Vol in a single season. The hard-charging co-captain will pass Steve White, who also caused 21 quarterback pressures in 1995, and stand atop UT's all-time single-season chart with just one QB hurry in the Cotton Bowl.

Haralson also leads all Vols defenders with seven sacks this season, and his 12.5 career sacks are more than any other current Vol.

## MAHELONA APPROACHES VOLS' TFL RECORD

With an uncanny ability to get into the backfields of opposing offenses and disrupt plays, junior defensive tackle Jesse Mahelona is rapidly ascending Tennessee's defensive record books.

Through 12 career games as a Vol, Mahelona has 18.5 total TFLs. That places him in sixth place on UT's single-season TFL chart. Leonard Little's 25 total TFLs in 1995 is the most of any Vols defender in a single season.

Mahelona's 13.5 tackles behind the line (tackles for loss that do not include sacks) are enough to place the juco transfer in second place on Tennessee's single-season chart for ball-carrier loss tackles. Little also tops that chart, courtesy of his 14 tackles behind the line in 1995.

Mahelona has recorded multiple TFLs in six games this season. His five TFLs vs. Notre Dame Nov. 6 helped him earn SEC Defensive Lineman of the Week honors.

### SINGLE SEASON BALL-CARRIER LOSS (TFLs excluding sacks)

1. Leonard Little, 1995	14
2. <b>Jesse Mahelona, 2004</b>	<b>13.5</b>
3. Greg Jones, 1976	13
4. Marion Hobby, 1989	12

### SINGLE SEASON TOTAL TFLs

1. Leonard Little, 1995	25
2. Reggie White, 1983	24
3. Todd Kelly, 1992	21
John Henderson, 2000	21
5. Shaun Ellis, 1999	19.5
6. <b>Jesse Mahelona, 2004</b>	<b>18.5</b>
7. Anthony Sessions, 2000	17.5

## ALLEN CONTINUES TO LEAD SEC IN TACKLES

Tennessee free safety Jason Allen continues to lead the SEC with an impressive 9.8 tackles per game this season. Allen averages 2.4 more tackles per game than any other league defensive back, and he also has 26 more total tackles than any conference DB.

The junior co-captain's 118 total stops is tops among all UT defenders, and he is tied for the team lead with two forced fumbles.

Since 1970, when defensive statistics were first kept, a defensive back has never led the Vols in tackles for an entire season (all have been linebackers).

Allen has garnered first-team All-SEC honors from league coaches and second-team status from the AP this season.

As a starting corner last season, Allen tallied 57 tackles to rank seventh on the team.

## COTTON-BOWL START TO GIVE COLQUITT UT RECORD

With a starting appearance in the Cotton Bowl, senior punter Dustin Colquitt will break the all-time UT record for career starts with 51.

Former placekicker Jeff Hall (1995-98) currently holds the games-started record with 51.

The Cotton Bowl will also mark Colquitt's 52nd career game played, which will break former defensive back Jabari Greer's (2000-03) record of 51.

Other UT records already owned by Colquitt include career punts (236) and career punt yardage (10,080).

## SCORING STREAK = 134

Tennessee has scored in 134 consecutive games dating back to a 31-0 shutout by Florida in Knoxville in 1994. It is the second-longest streak in the SEC, trailing Florida's 200.

UT's home scoring streak is at 70, while it has scored in 135 straight games away from Neyland Stadium. The Vols' last road shutout was handed down by Georgia in 1981, 44-0.

Tennessee had scored a touchdown in 104 straight games until the streak was snapped in a 26-3 loss to Miami, Nov. 9, 2002.

## ASSOCIATED PRESS POLL

Updated Dec. 5

Team	Record	Points
1. Southern California	12-0	1,599
2. Oklahoma	12-0	1,556
3. Auburn	12-0	1,525
4. California	10-1	1,399
5. Utah	11-0	1,345
6. Texas	10-1	1,337
7. Louisville	10-1	1,183
8. Georgia	9-2	1,117
9. Virginia Tech	10-2	1,111
10. Boise State	11-0	960
11. Iowa	9-2	948
12. LSU	9-2	929
13. Michigan	9-2	917
14. Miami (Fla.)	8-3	776
15. <b>Tennessee</b>	<b>9-3</b>	<b>651</b>
16. Wisconsin	9-2	648
17. Florida State	8-3	647
18. Virginia	8-3	482
19. Pittsburgh	8-3	415
20. Florida	7-4	325
21. Arizona State	8-3	222
22. Texas A&M	7-4	213
23. Texas Tech	7-4	168
24. Ohio State	7-4	155
25. Boston College	8-3	150

## USA TODAY/ESPN COACHES' POLL

Updated Dec. 5

Team	Record	Points
1. Southern Cal (35 1/3)	12-0	1,490.3
2. Oklahoma (16 1/3)	12-0	1,459.3
3. Auburn (9 1/3)	12-0	1,435.3
4. California	10-1	1,286
5. Texas	10-1	1,281
6. Utah	11-0	1,215
7. Georgia	9-2	1,117
8. Louisville	10-1	1,066
9. Virginia Tech	10-2	1,037
10. Boise State	11-0	943
11. LSU	9-2	932
12. Michigan	9-2	874
13. Iowa	9-2	812
14. Miami (Fla.)	8-3	738
15. Florida State	8-3	643
16. Wisconsin	9-2	599
17. <b>Tennessee</b>	<b>9-3</b>	<b>559</b>
18. Virginia	8-3	455
19. Florida	7-4	324
20. Pittsburgh	8-3	318
21. Texas Tech	7-4	234
22. Ohio State	7-4	181
23. West Virginia	8-3	177
24. Arizona State	8-3	173
25. Texas A&M	7-4	147

## TRACKING UT IN THE POLLS

Date	AP	USA Today/ESPN	BCS
Preseason	14	14	--
Aug. 29	no poll	15	--
Sept. 6	14	15	--
Sept. 12	13	13	--
Sept. 19	11	8	--
Sept. 26	10	8	--
Oct. 3	17	17	--
Oct. 10	13	14	--
Oct. 17	11	13	9
Oct. 24	11	12	11
Oct. 31	9	11	8
Nov. 7	15	18	15
Nov. 14	15	16	17
Nov. 21	15	15	15
Nov. 28	15	15	15
Dec. 5	15	17	15

### INSIDE THE ORANGE ZONE

Game	Tennessee • Opponent
UNLV	3-3 (3 TD, 0 FG) • 3-5 (2 TD, 1 FG)
Florida	3-4 (3 TD, 0 FG) • 3-4 (3 TD, 0 FG)
Louisiana Tech	2-2 (2 TD, 0 FG) • 1-1 (0 TD, 1 FG)
Auburn	1-2 (1 TD, 0 FG) • 5-6 (3 TD, 2 FG)
Georgia	2-2 (1 TD, 1 FG) • 1-3 (1 TD, 0 FG)
Mississippi	1-1 (1 TD, 0 FG) • 1-2 (1 TD, 0 FG)
Alabama	1-2 (1 TD, 0 FG) • 3-3 (1 TD, 2 FG)
South Carolina	2-2 (2 TD, 0 FG) • 5-7 (3 TD, 2 FG)
Notre Dame	2-2 (0 TD, 2 FG) • 1-2 (1 TD, 0 FG)
Vanderbilt	6-7 (5 TD, 1 FG) • 4-4 (4 TD, 0 FG)
Kentucky	5-7 (4 TD, 1 FG) • 3-4 (3 TD, 0 FG)
Auburn (SEC CG)	3-3 (3 TD, 0 FG) • 4-6 (3 TD, 1 FG)
<b>TOTALS</b>	<b>31-37 (26 TD, 5 FG) • 34-47 (25 TD, 9 FG)</b>

### GIVEAWAY/TAKEAWAY

Game	Tennessee			Opponents			TOT	DIF
	FUM	INT	TOT	FUM	INT	TOT		
UNLV	1	0	(1)	1	1	(2)	+1	
Florida	2	1	(3)	0	1	(1)	-2	
La. Tech	0	0	(0)	0	2	(2)	+2	
Auburn	1	5	(6)	1	1	(2)	-4	
Georgia	2	0	(2)	1	0	(1)	-1	
Mississippi	1	1	(2)	1	2	(3)	+1	
Alabama	0	2	(2)	1	1	(2)	Even	
S. Carolina	0	1	(1)	0	3	(3)	+2	
Notre Dame	0	1	(1)	0	0	(0)	-1	
Vanderbilt	0	2	(2)	2	2	(4)	+2	
Kentucky	0	2	(2)	0	1	(1)	-1	
Auburn	0	0	(0)	1	1	(2)	+2	
<b>TOTALS</b>	<b>7</b>	<b>15</b>	<b>(22)</b>	<b>8</b>	<b>15</b>	<b>(23)</b>	<b>+1</b>	

### FIELD GOAL SEQUENCE

	Tennessee	Opponents
UNLV	44	(26), 37
Florida	(50)	21
La. Tech	44	(30)
Auburn	(41)	(24), (29)
Georgia	(35), 40, (51)	49, 51
Mississippi	30, (42)	--
Alabama	(40)	(34), (47)
S. Carolina	--	(27), (37), 37
Notre Dame	(30), (33)	(39)
Vanderbilt	(34)	--
Kentucky	(24), 18	(45)
Auburn (SEC CG)	--	(22)

Numbers in (parentheses) indicate field goal was made.

### VOLS ON OPENING DRIVES

Here are the results of Tennessee's opening drives for each half of every game this season.

	1ST HALF	2ND HALF
UNLV	Fumble	Punt
Florida	Fumble	Fumble
La. Tech	Punt	Punt
Auburn	Punt	Interception
Georgia	Touchdown	Fumble
Mississippi	Touchdown	Punt
Alabama	Punt	Field Goal
S. Carolina	Punt	Touchdown
Notre Dame	Field Goal	Punt
Vanderbilt	Touchdown	Field Goal
Kentucky	Touchdown	Blocked Field Goal
Auburn (SEC) Punt	Punt	Punt

### FUMBLES

	No-Lost	No-Lost
Brent Schaeffer	2-2	Derrick Tinsley 1-1
Erik Ainge	2-1	Gerald Riggs Jr. 1-1
Cedric Houston	1-1	Jonathan Hefney 1-1
Bret Smith	1-0	Rick Clausen 1-0
Team	1-0	

## VOLS FINISH SECOND NATIONALLY IN AVERAGE ATTENDANCE, LEAD IN TOTAL

Tennessee's total season attendance for seven games of 746,507 led the nation. The Vols finished second nationally in average attendance at 106,644 -- a 1.5 percent increase over 2003 (105,038).

This marked the 31st consecutive year Tennessee paced the Southeastern Conference in football attendance. Crowds at Neyland Stadium have been among the top three in NCAA attendance for 28 straight years.

## A ROCKY TOP RECORD CROWD

Tennessee's dramatic upset win over Florida Sept. 18 was witnessed by the largest crowd in the history of Neyland Stadium. The record crowd of 109,061 surpassed the old mark of 108,768, which was also set against Florida, Sept. 16, 2000.

Through the first four home games of 2004, UT has an average attendance of 107,443. Two of the top-four largest crowds in Neyland Stadium history have occurred this season (1st - Florida, 109,061; 4th - UNLV, 108,625). UT's Homecoming attendance vs. La. Tech was 104,257, and 107,828 were on hand as the Vols played host to Auburn Oct. 2.

## NON-CONFERENCE DOMINANCE

Since 1989, Tennessee has a 58-13-1 (.813) record in non-conference games.

Only five of those defeats have been in the regular season (Notre Dame in 1990 and 2004, at UCLA in 1994, at Memphis in 1996, and Miami [Fla.] in 2002). The other eight losses came in bowl games.

Under head coach Phillip Fulmer, Tennessee is 41-10 (.804) against non-conference foes. Fulmer's home record against non-conference teams is a daunting 29-2, with the two setbacks coming vs. Miami (Fla.) in 2002 and Notre Dame this season.

## VOLS KEPT IT CLOSE IN WINNING SEC EAST

Don't use the phrase "Close, but no cigar" around the Tennessee Volunteers.

UT's rally for a 37-31 victory over Kentucky clinched the outright SEC Eastern Division title with a 7-1 record. The triumph was Tennessee's sixth in the league this year by six points or less and made for a season of nervous afternoons on the Big Orange sidelines.

**IN FACT, UT BECAME THE FIRST TEAM IN SEC HISTORY TO WIN SIX CONFERENCE GAMES IN ONE SEASON BY SIX POINTS OR LESS.**

Tennessee began its SEC run by defeating Florida by two. The Vols upset Georgia by five, then tackled Mississippi and Alabama by four points each in consecutive weeks. To end the season, UT stopped Vanderbilt by five and rallied past Kentucky by six.

The Vols scored just 16 more points (215-199) in SEC games than they allowed, winning by an average score of 27-25. Still, it was good enough to land the Vols in the SEC Championship Game for the fourth time in the last eight years.

## TENNESSEE MADE FOURTH APPEARANCE IN SEC CHAMPIONSHIP GAME

Under head coach Phillip Fulmer, the Vols have either won or shared six SEC Eastern Division Championships, including an outright title this year.

The Vols' Dec. 4 appearance in the SEC Championship Game was their fourth in the past eight years (1997-2004), leading all conference schools during that span. Auburn ranks second with three since 1997.

In the 1997 SEC title game, the Vols rallied to defeat Auburn 30-29. The following year, UT again came from behind to beat Mississippi State 24-14. Tennessee dropped a 31-20 decision to LSU in the 2001 championship game and also lost in this year's title game to Auburn 38-28.

## 18 PLAYERS TALLY TDs FOR TENNESSEE THIS SEASON

Tennessee has had 18 different players combine to score 45 touchdowns this season. Eight players have reached the end zone via the ground, 11 different Vols have caught touchdown passes and one UT defender (DE Parys Haralson) has found paydirt.

Tailback Cedric Houston and fullback Cory Anderson are the only two Vols to both rush for and catch a TD this season. Houston leads the team with eight total touchdowns.

## WORKING OVERTIME

Since the NCAA established a tiebreaker system for Division I-A in 1996, Tennessee is 4-1 overtime contests. The Vols have won the coin toss three times and chosen to play defense twice. The only time UT chose offense after winning the toss was against Florida in 1998.

Tennessee has played the second- and third-longest overtime games in NCAA history at six (Arkansas 2002) and five periods (Alabama 2003). The Vols won both games.

Date	Opponent	OTs	Coin Toss	Game Winning Play	Final Score
9/19/1998	Florida	1	W (off)	Hall 41 field goal	20-17 W
9/30/2000	at LSU	1	W (def)	Royal 25 pass from Davey	31-38 L
10/5/2002	Arkansas	6	L (off)	Witten 25 pass from Clausen	41-38 W
9/27/2003	S. Carolina	1	W (def)	Banks 4 pass from Clausen	23-20 W
10/25/2003	at Alabama	5	L (off)	Clausen 1 run (2pt conv.)	51-43 W

# 2003 Tennessee Season Notes

## UT BOWL SQUAD BOASTS 15 SENIORS

The Cotton Bowl marks the final collegiate game for 15 Vols seniors. The contingent of Vols who will wear Tennessee orange for the final time includes (WR) Tony Brown, (LB) Kevin Burnett, (P) Dustin Colquitt, (TB) Jabari Davis, (H/P) John Henderson, (TB) Cedric Houston, (DB) Corey Larkins, (QB) C.J. Leak, (TE) Victor McClure, (injured OT) Michael Munoz, (DE) Karlton Neal, (C) Chuck Prugh, (C) Jason Respert, (injured WR) Derrick Tinsley and (OG) Tyler Williams.

Two juniors, (DS) Scott Newsome and (LB) Ovince Saint Preux, will graduate from UT and have decided not to return for their senior season of eligibility.

## NOVEMBERS TO REMEMBER

Tennessee has a 75-5 (.938) mark in the month of November since 1985. Since that season, the Vols are 43-3 at home and 32-2 on the road in November.

The rare November losses came in: 1990 and 2004 vs. Notre Dame; 1996 at Memphis; 1999 at Arkansas; and 2002 vs. Miami.

Against SEC opposition, the Vols boast a 54-1 record in November (including a perfect 28-0 home mark).

## VOLS MEDIA CORPS LOSES TWO VETERANS

The Tennessee media contingent lost two of its very best when Gary Lundy and Russ Bebb died within a fortnight of each other in late November and early December. Lundy, 49, died Nov. 22 of a heart attack. Bebb, 74, died Dec. 1, also of a heart attack.

Lundy was a Knoxville sports columnist for both the now-defunct Knoxville Journal and, since 1992, the Knoxville News Sentinel. He covered mostly UT athletics for 27 years.

Bebb ended a 38-year tenure with the Journal when the paper closed down and had served the Vol Network as a spotter and statistician since 1958. He also served as official scorer at UT basketball games for more than 30 years.

## MISCELLANEOUS NOTES

Since 1992, no SEC team has pitched more shutouts than Tennessee's 13. The Vols have recorded at least one shutout in each of the last three years, the longest current streak of any league team. Four times in the last 12 years UT has registered two shutouts in a season.

Since 1992, the Vols have been a successful road team posting a 41-11 (.789) mark away from Neyland Stadium. Tennessee has not had a losing road record (including neutral sites) since 1982.

The Vols own the best interdivision record among SEC teams, going 29-9-1 (.756) against the Western Division since the league split in 1992.

Did you know that at least one former Vol has played in each of the last 13 Super Bowls?

### VOLS vs. AGGIES - STATISTICAL COMPARISON

	Tennessee	Texas A&M
Record:	9-3	7-4
SEC/Big 12:	7-1	5-3
Scoring:	28.3	30.4
First Downs:	20.3	20.4
Total Offense:	393.2	438.5
Rushing Yards:	181.4	175.5
Passing Yards:	211.8	263.0
Kickoff Returns:	18.2	15.7
Punt Returns:	6.0	7.1
Punting:	40.9	36.9
Time of Poss.:	29:21	28:06
3rd Down Conv.:	41%	41%
4th Down Conv.:	55%	41%
Turnover Margin:	0.08	1.27
Points Allowed:	24.0	23.1
Total Yards Allowed:	359.6	378.8
Rush Yards Allowed:	123.6	133.5
Pass Yards Allowed:	236.0	245.3

## HEAD COACH PHILLIP FULMER



Phillip Fulmer (Tennessee, 1972) is in his 13th season at the helm of the University of Tennessee football program. He has recorded a **122-31 (.797)** career record to lead all active coaches with at least 10 years of experience.

Fulmer is tied as the 9th-winningest coach in league history with 122 career wins. He reached 50, 75 and 100 victories quicker than any other coach in SEC history.

Prior to being named interim head coach at the start of the 1992 campaign and then accepting the full-time duties after the season, Fulmer had served as an assistant coach at UT since 1980. Fulmer's association with the University of Tennessee extends back to his playing days when he was an offensive guard. When Fulmer was on the offensive line (1969-71) the Vols posted a 30-5 record and captured the 1969 SEC Championship.

## WINNINGEST ACTIVE COACHES (Min. 10 Years)

1. PHILLIP FULMER, TENNESSEE.....	122-31 (.797)
2. Bobby Bowden, Florida State .....	350-102-4 (.772)
3. Joe Paterno, Penn State .....	343-116-3 (.746)
4. Bill Snyder, Kansas State .....	131-62-1 (.678)
5. Nick Saban, LSU .....	81-41-1 (.663)
6. Dennis Franchione, Texas A&M .....	166-85-2 (.660)
7. Paul Pasqualoni, Syracuse .....	141-75-1 (.652)
8. Lou Holtz, South Carolina .....	249-132-7 (.651)
9. John L. Smith, Michigan State .....	123-72 (.631)
10. John Robinson, UNLV.....	132-77-4 (.630)

## FULMER YEAR-BY-YEAR

Year	Overall	Pct.	SEC	Division		Bowl
				Finish	Rank	
1992	4-0	1.000	2-0	na	12	Hall of Fame (W)
1993	10-2	.833	7-1	T1st E	11	Citrus (L)
1994	8-4	.667	5-3	2nd E	18	Gator (W)
1995	11-1	.917	7-1	2nd E	2	Citrus (W)
1996	10-2	.833	7-1	2nd E	9	Citrus (W)
1997	11-2	.846	*7-1	1st E	7	Orange (L)
1998	13-0	1.000	^ *8-0	1st E	1	Fiesta (W)
1999	9-3	.750	6-2	2nd E	9	Fiesta (L)
2000	8-4	.667	5-3	T2nd E	25	Cotton (L)
2001	11-2	.846	7-1	1st E	4	Citrus (W)
2002	8-5	.615	5-3	3rd E	nr	Peach (L)
2003	10-3	.769	6-2	T1st E	15	Peach (L)
2004	9-3	.750	7-1	1st E		Cotton
<b>Totals</b>	<b>121-31</b>	<b>.797</b>	<b>79-19</b>	<b>1st E</b>		<b>Bowls (6-6)</b>

\*-Won back-to-back SEC championships; ^ -National Champions

## FULMER BY THE NUMBERS

Home Games .....	69-11
Road Games .....	43-12
Neutral Games .....	10-8
Bowl Games .....	6-6
Overtime .....	4-1
vs. SEC .....	81-21*
vs. Non-Conference .....	41-10
vs. SEC East .....	50-12
vs. SEC West .....	31-9
vs. Ranked Teams .....	37-23
vs. Non-Ranked Teams .....	84-8
Games decided by 7 points or less .....	33-13
Games decided by 3 points or less .....	18-3
August .....	4-0
September .....	31-11
October .....	34-8
November .....	44-4
December .....	4-3
January .....	5-5

\*includes 2-2 in 1997, 1998, 2001 and 2004 SEC Championship games

# Comments From Phillip Fulmer



## **On the Season:**

"This has been a fun team to be around this season. I'm really proud of our football team and the year we had. I feel like we certainly maximized the talent level, particularly when you consider our youth. There certainly are a couple of games I'd like to have back. The Notre Dame game we probably should have played much better than we did, even though we lost our quarterback. And in two losses to the SEC champion, either one of those you'd like to think that if you did just a few things differently you might have had a chance to win the championship.

"The freshman quarterbacks, I think they created a lot of excitement about our team nationally and that has been reflected in the amount of interest we have in recruiting. The senior class has been really special and left a foundation for the future. We happen to have a lot of guys returning who are going to be exciting. Overall, I think it was just a fantastic year.

## **On Playing in the SEC Championship Game:**

"I talked to them after the game and said we were not there for consolation, to be second. I appreciated all the efforts everyone put into the game but we want to go back next year and in the years to come. Our focus now needs to be on Texas A&M and getting our 10th win.

## **On Texas A&M:**

"I think they are a fantastic football team. When you watch them on tape, there's no obvious weakness. They're very skilled at quarterback and the option offense makes them difficult to defend. It's the same on defense. They're very multiple with a really solid kicking game. They are a team that's going to take a heck of an effort for us to beat.

"Dennis (Franchione) has done just a fantastic job in a short time turning their program around to where they're accustomed. We're excited to be playing a team like Texas A&M. They have a fabulous tradition, as great of a tradition as any in the country. There's the 12th Man, their stadium and their fan support."

## **On the Big 12 and the SEC:**

"The leagues are very comparable from top to bottom. A Baylor can slip up and beat an A&M and Mississippi State stepped up and beat a Florida. And the fact they have the Big 12 Championship Game makes them much like the SEC and different than our sisters in the Big East, Big Ten and Pac-10."

---

**"I'm really proud of our football team and the year we had. I feel like we certainly maximized the talent level, particularly when you consider our youth."**

---

## **On Tennessee's Three First-Team All-Americans**

"It's a great compliment to our team and our program. If you had one in a year, you'd be excited about it. We've been fortunate here to have years with multiple guys. This particular year, with Michael Munoz and Kevin Burnett, it couldn't have happened to two finer young people who stayed in school for a fifth year to be a part of the Tennessee program and try to help us get to a championship. Both of them did everything from a leadership and academic standpoint that could be asked of a student-athlete.

"And in Jesse Mahelona's case, it was interesting in that you had a newcomer on the scene. He had to make his own way in a very short period of time, and to be recognized as an All-America is a great accomplishment."

## **On Munoz Winning the Draddy Trophy:**

"The best way I've heard it, the Draddy Trophy is the equivalent of the Heisman Trophy for academics. I was privileged to be able to enjoy that moment in New York with him at the National Football Foundation and Hall of Fame dinner. It was a wonderful moment when he was recognized as THE guy out of all those other incredibly talented and intelligent individuals on stage. Michael's our second winner since I've been the head coach and I'm proud of that fact. Often times people will say we're a football factory or whatever and that's the furthest from the truth."

## **On Quarterback Rick Clausen:**

"Rick is a great story. After we decided to go with the two freshmen, I met with Rick and he said he would continue to work hard and focus on his tasks. Rick is the type of person that is another coach in the locker room. His dad was a coach and his brother was a great football player. He did not get a lot of attention for having to play behind his brother in high school, but now he wants to stand out and he has done that. Hopefully he can make a name for himself."

## **On the SBC Cotton Bowl:**

"We are ecstatic about the chance to return to the great City of Dallas. The Cotton Bowl has a great tradition, is renowned in the bowl lineup and we're excited to be a part of its history. I don't think we've ever been around a group of people who have been more hospitable. It's a great game, it's a great setting and the people there work like heck to make sure everybody has a great time."

# Tennessee Depth Chart

## OFFENSE

TE:	83	Victor McClure (Sr., 6-4, 310)
	28	Chris Brown (Fr., 6-3, 235)
	87	Justin Reed (Jr., 6-7, 275)
	86	Brad Cottam (Fr., 6-8, 260)
LT:	76	Arron Sears (So., 6-4, 315)
	54	Eric Young (Fr., 6-4, 300)
	71	Steven Jones (Fr., 6-4, 310)
LG:	52	Rob Smith (So., 6-4, 308)
	66	David Ligon (So., 6-5, 285)
C:	63	Jason Respert (Sr., 6-3, 305)
	67	Chuck Prugh (Sr., 6-3, 310)
RG:	70	Cody Douglas (Jr., 6-4, 325)
	74	Richie Gandy (Jr., 6-5, 315)
RT:	72	Albert Toeaina (Jr., 6-6, 350)
	71	Steven Jones (Fr., 6-4, 310)
WR:	1	Jayson Swain (So., 6-1, 210)
	9	Bret Smith (So., 6-3, 200)
	84	Jomo Fagan (Jr., 6-2, 195)
WR:	13	Chris Hannon (Jr., 6-4, 195)
	3	Robert Meachem (Fr., 6-3, 210)
WR:	81	Tony Brown (Sr., 6-2, 200)
	17	C.J. Fayton (Jr., 6-2, 195)
QB:	16	Rick Clausen (Jr., 6-3, 210)
	12	C.J. Leak (Sr., 6-4, 235)
	7	Brent Schaeffer (Fr., 6-2, 195)
	10	Erik Ainge (Fr., 6-6, 200)
TB:	21	Cedric Houston (Sr., 6-0, 220)
	31	Gerald Riggs Jr. (Jr., 6-0, 220)
	34	Jabari Davis (Sr., 6-0, 230)
	43	David Yancey (So., 5-8, 185)
FB:	45	Cory Anderson (So., 6-3, 270)
	30	David Holbert (Fr., 6-2, 235)
	39	Robert Williams (Jr., 6-3, 245)

## RETURN SPECIALISTS

PR:	33	Jonathan Hefney (Fr., 5-10, 172)
	23	Corey Larkins (Sr., 5-8, 205)
KR:	31	Gerald Riggs Jr. (Jr., 6-0, 220)
	33	Jonathan Hefney (Fr., 5-10, 172)

## DEFENSE

LE:	98	Parys Haralson (Jr., 6-2, 255)
	90	Turk McBride (So., 6-4, 260)
	93	Xavier Mitchell (Fr., 6-3, 248)
LT:	90	Turk McBride (So., 6-4, 260)
	92	Justin Harrell (So., 6-4, 300)
	91	LaRon Harris (So., 6-3, 300)
RT:	55	Jesse Mahelona (Jr., 6-2, 300)
	95	Tony McDaniel (So., 6-7, 300)
RE:	46	Karlton Neal (Sr., 6-4, 260)
	94	Jason Hall (Jr., 6-3, 265)
	89	Antonio Reynolds (Fr., 6-3, 245)
SLB:	44	Omar Gaither (Jr., 6-2, 225)
	35	Jason Mitchell (Jr., 6-1, 225)
	39	Ryan Karl (Fr., 6-0, 205)
MLB:	35	Jason Mitchell (Jr., 6-1, 225)
	56	Jon Poe (Jr., 5-11, 235)
	58	James Turner (Fr., 5-11, 210)
WLB:	2	Kevin Burnett (Sr., 6-3, 235)
	42	Daniel Brooks (So., 6-4, 235)
LCB:	36	Roshaun Fellows (Fr., 6-0, 185)
	4	Jonathan Wade (So., 6-0, 185)
RCB:	33	Jonathan Hefney (Fr., 5-10, 172)
	29	Inky Johnson (Fr., 6-0, 170)
FS:	18	Jason Allen (Jr., 6-2, 200)
	19	Jarod Parrish (So., 6-3, 195)
	23	Corey Larkins (Sr., 5-8, 205)
SS:	26	Corey Campbell (So., 6-3, 190)
	22	Robert Boulware (Jr., 5-10, 185)
	24	Antwan Stewart (So., 6-0, 185)

## PUNTERS / KICKERS

P:	47	Dustin Colquitt (Sr., 6-2, 196)
	19	John Henderson (Sr., 6-0, 220)
PK:	25	James Wilhoit (So., 5-10, 190)
	37	Ryan Fusco (Jr., 5-10, 195)
KO:	25	James Wilhoit (So., 5-10, 190)
	47	Dustin Colquitt (Sr., 6-2, 196)
DS-Punts:	69	Ryan West (So., 6-3, 250)
	68	Scott Newsome (Jr., 6-2, 230)
DS-FGs:	59	Adam Miles (Jr., 6-0, 230)
	69	Ryan West (So., 6-3, 250)
H:	19	John Henderson (Sr., 6-0, 220)
	47	Dustin Colquitt (Sr., 6-2, 196)

# Tennessee Starter Thumbnails

## OFFENSE

### 16 RICK CLAUSEN, QB (Jr., 6-3, 210)

● GP/GS (6/3, 9/4)...In three games as Vols starter, has completed 53-of-91 for 607 yards and 5 TDs...SEC Offensive Player of Week after completing 26-of-41 for 349 yards and 2 TDs vs. Ky...Start at Vandy was first since Nov. 23, 2002, for LSU vs. Ole Miss...Relieved injured Erik Ainge in second half vs. Notre Dame and completed 10-of-18 for 120 yards and 1 INT.

CAREER HIGHS: Att-41 vs. KY 2004; Cmp-26 vs. KY 2004; Yds-349 vs. KY 2004; TD-2, twice.

### 21 CEDRIC HOUSTON, TB (Sr., 6-0, 220)

● GP/GS (12/9, 49/26)...All-SEC Coaches 2nd team...Sixth in SEC with 78.6-yard rushing average...Cotton Bowl will be his 50th career game played...Sixth on UT career rushing chart with 2,572 yards...Has 943 yards this season...Rushed for career high 190 on 15 carries at SC...Trying to become first since Curt Watson (1969-71) to lead Vols in rushing 3 straight years.

CAREER HIGHS: Att-32 vs. MSU 2002; Yds-190 vs. SC 2004; TD-3 vs. VAN 2004.

### 31 GERALD RIGGS JR., TB (Jr., 6-0, 220)

● GP/GS (12/3, 30/3)...Honorable mention All-SEC by AP...His 182 rushing yards in SEC title game most by Vol since Travis Stephens' 226 at Fla. 2001...Has 1,005 yards this season...Fifth among SEC leaders at 83.8 per game...Added 2 TDs on just 11 carries vs. Auburn...Scored GW vs. Ky. with :38 left...Five 100-yard games this year while sharing starting role.

CAREER HIGHS: Att-26, twice; Yds-182 vs. AUB/SEC 2004; TD-2 vs. AUB/SEC 2004.

### 45 CORY ANDERSON, FB (So., 6-3, 270)

● GP/GS (12/11, 18/11)...First career rush was 22-yard TD vs. Ky...Led Vols with 40 receiving yards at Vandy on 3 catches...Scored first career TD on 2-yard pass vs. Auburn...Blocking skills are keying UT rushing attack that is averaging 181.4 per game...Has 15 catches for 134 yards.

CAREER RECEIVING HIGHS: Rec-3 vs. VAN 2004; Yds-40 vs. VAN 2004; TD-1 vs. AUB 2004.

### 83 VICTOR McCLURE, TE (Sr., 6-4, 310)

● GP/GS (8/2, 36/9)...Made first start of season at Carolina...Former offensive lineman has worked his way back into starters' role after starting 7 games last year...Only career catch was 11-yarder for first down at Miami 2003.

CAREER HIGHS: Rec-1 vs. MIA 2003; Yds-11 vs. MIA 2004; TD-0.

### 81 TONY BROWN, WR (Sr., 6-2, 200)

● GP/GS (12/10, 49/32)...Only Vol with at least one catch in every game this season...Leads Vols with 30 catches and second in yards (375)...Only Vols receiver with at least three catches in seven games this year...Led regular UT receivers with 15.7-yard average per catch in 2003...Tied Jason Witten for team lead in catches as sophomore (39).

CAREER HIGHS: Rec-8 vs. MTSU 2002; Yds-78 vs. AUB 2003; TD-1, six times.

### 13 CHRIS HANNON, WR (Jr., 6-4, 195)

● GP/GS (12/12, 34/13)...Fifth on team with 18 catches and sixth in receiving yards (211)...Two catches at Carolina included TD -- his second of season...Career high 8 catches vs. Florida for 89 yards...One of 6 Vols with at least 200 receiving yards this year.

CAREER HIGHS: Rec-8 vs. FLA 2004; Yds-95 vs. AUB 2003; TD-3 vs. MSU 2003.

### 76 ARRON SEARS, LT (So., 6-4, 315)

● GP/GS (12/11, 19/12)...Has multiple starts this year at three positions -- five at right tackle, three at right guard and three at left tackle...Offense averaging 393.2 total yards per game...Named 2003 Freshman All-SEC by league coaches, *The Sporting News* and *The News Sentinel*.

### 52 ROB SMITH, LG (So., 6-4, 308)

● GP/GS (12/12, 21/12)...Two-time SEC Offensive Lineman of Week this year (Ga., Van)...Only Vol lineman to start every 2004 game...Redshirted 2003 season...Played in nine games as 2002 freshman...Won Harvey Robinson Award this spring as most improved offensive player.

### 63 JASON RESPERT, C (Sr., 6-3, 305)

● GP/GS (10/10, 38/20)...Honorable mention All-SEC by AP...Earned inaugural SEC Offensive Lineman of Week award for play vs. UNLV...Made first career start at center position in opener and has 20 overall starts...Saw action in all 12 regular season games in 2003, making one start.

### 70 CODY DOUGLAS, RG (Jr., 6-4, 325)

● GP/GS (8/6, 30/15)...Returned to form in SEC Championship Game after missing much of second half of season with foot injury...Started only one of last seven games...Can play almost anywhere along offensive front...Moved into starter's role toward latter half of 2003.

### 72 ALBERT TOEAINA, RT (Jr., 6-6, 350)

● GP/GS (10/7, 10/7)...Made first career start at Georgia...Started seven of last eight games after returning from preseason knee injury...Vols averaging 181.4 yards per game rushing compared to 138.5 in 2003...Juco transfer from City College of San Francisco.

## RETURN SPECIALISTS

### 33 JONATHAN HEFNEY, PR (Fr., 5-10, 172)

● Ninth among SEC PR leaders with 4.8-yard average...Has 20 returns for 95 yards...Took over for injured Derrick Tinsley (lower leg fracture)...Season-best was 27-yarder vs. UNLV.

CAREER HIGHS: Ret-5 vs. GA 2004; Yds-41 vs. GA 2004; TD-0.

### 31 GERALD RIGGS JR., KR (Jr., 6-0, 220)

● Returned three kicks for 60 yards last two games...Best return game was five for 104 yards vs. Georgia 2003...Career long was 31-yarder vs. Bulldogs.

CAREER HIGHS: Ret-5 vs. GA 2003; Yds-104 vs. GA 2003; TD-0.

## DEFENSE

### 98 PARYS HARALSON, LE (Jr., 6-2, 255)

● GP/GS (12/11, 38/21)...All-SEC AP 2nd team...Fifth among SEC leaders in both sacks (7) and TFLs (13.5)...Played role in 3 Vandy turnovers -- 1 QB hurries on INT, 1 forced fumble and 1 fumble recovery...Has 30 career TFLs and 13 career sacks...Scored first career TD with 18-yard fumble return vs. Alabama...SEC Defensive Player of Week after 10-tackle, 5-TFL, 2-sack effort at Miss...Team leader in QB hurries (21) and has 43 overall tackles.

CAREER HIGHS: Tkles-10 vs. MISS 2004; TFL-5 vs. MISS 2004; SKS-2, 4 times.

### 90 TURK McBRIDE, LT (So., 6-4, 300)

● GP/GS (12/3, 20/3)...First start at DT (Ala.) led to SEC Defensive Lineman of Week performance...Finished game with 7 tackles...Caused key fumble vs. Crimson Tide and recovered fumble in SEC title game...Nine-tackle effort with two TFLs vs. Auburn was career best.

CAREER HIGHS: Tkles-9 vs. AUB 2004; TFL-2, 3 times; SKS-1, 3 times.

### 55 JESSE MAHELONA, RT (Jr., 6-2, 300)

● GP/GS (12/10, 12/10)...All-SEC AP...Leads SEC with 18.5 TFLs...SEC Defensive Lineman of Week after 5 TFL game vs. ND...First position player from losing team to be chosen POW in 2004...TFLs have resulted in minus-81 yards for opponents...Juco transfer has 42 overall tackles...Other multiple TFL games vs. Fla. (2), Aub. (2), Ga. (3), S.C. (2) and SEC title game (2).

CAREER HIGHS: Tkles-9 vs. AUB 2004; TFL-5 vs. ND 2004; SKS-2 vs. GA 2004.

### 46 KARLTON NEAL, RE (Sr., 6-4, 260)

● GP/GS (12/12, 42/19)...Only senior on defensive front and only lineman to start every game...Key sack vs. Kentucky for minus-13...Season high three tackles vs. Alabama and South Carolina...Only tackle vs. ND was sack (minus-9)...Combined 7 starts in 2002 and 2003.

CAREER HIGHS: Tkles-9 vs. ALA 2002; TFL-3 vs. ALA 2002; SKS-1, 5 times.

### 44 OMAR GAITHER, SLB (Jr., 6-2, 225)

● GP/GS (12/10, 37/10)...All-SEC Coaches 2nd team...Career high 18 tackles in SEC title game included 3 TFLs, 1 sack...Third on team in tackles (88) and SEC's 7th best in TFLs (11.5)...Interception at Carolina was second this season...Led Vols with nine tackles at Ga., including first career sack...Made first collegiate start vs. La. Tech and turned in 11 tackles.

CAREER HIGHS: Tkles-18 vs. AUB/SEC 2004; TFL-3 vs. AUB/SEC 2004; SKS-1, twice.

### 35 JASON MITCHELL, MLB (Jr., 6-1, 225)

● GP/GS (12/12, 38/17)...Made first start at middle linebacker vs. La. Tech after seven career starts outside...Had season high 10 tackles in first meeting vs. Auburn...Stands fifth on team with 53 tackles...Finished with 34 total tackles last year, including two tackles for loss.

CAREER HIGHS: Tkles-11 vs. MD 2002; TFL-2, twice; SKS-1, 4 times.

### 2 KEVIN BURNETT, WLB (Sr., 6-3, 235)

● GP/GS (12/12, 49/27)...AFCA All-America and AP, coaches All-SEC...Has 114 tackles to trail Jason Allen by 4 for team and SEC lead...Second in I-A with 86 solos...Career high 16 hits vs. Florida to earn SEC Defensive Player of Week...Double-digit stops vs. Aub. (12), Ala. (11), ND (11), Ky. (10) and SEC title game (13)...Intercepted first career pass vs. La. Tech...Fumble recoveries vs. UNLV and Auburn.

CAREER HIGHS: Tkles-16 vs. FLA; TFL-2, twice; SKS-1, 7 times.

### 36 ROSHAUN FELLOWS, LCB (Fr., 6-0, 185)

● GP/GS (11/7, 11/7)...Freshman All-America Sporting News...Third in SEC with 13 passes defended...Picked off third career pass to seal win at Vandy...Missed Ky. game with ankle injury...Has at least one PD in 8 of 11 games...INTs this year vs. Aub., S.C.

CAREER HIGHS: Tkles-7 vs. LT 2004; PD-3 vs. SC 2004; INT-1, 3 times.

### 33 JONATHAN HEFNEY, RCB (Fr., 5-10, 172)

● GP/GS (12/11, 12/11)...Freshman All-America 2nd team Sporting News...Had interception against home state Carolina...Fourth on team with 61 tackles, including career-high 8 vs. Alabama...Equaled career best with 8 tackles in SEC title game...Ten passes defended.

CAREER HIGHS: Tkles-8, twice; PD-3 vs. GA 2004; INT-1 vs. SC 2004.

### 18 JASON ALLEN, FS (Jr., 6-2, 200)

● GP/GS (12/12, 38/20)...All-SEC Coaches and 2nd team AP...Leads SEC with 118 tackles...Third in I-A with 84 solos...Walter Camp National Defensive Player of Week vs. Alabama...Has double-digit tackle games vs. Ala. (15), S.C. (15), Fla. (14), Aub. (14), La. Tech (10), N.D. (10) and Ky. (10)...Interceptions this year vs. Florida (2 career) and Vanderbilt.

CAREER HIGHS: Tkles-15, twice; PD-2, 4 times; INT-1, 4 times.

### 26 COREY CAMPBELL, SS (So., 6-3, 190)

● GP/GS (12/4, 20/7)...Matched season high with 5 tackles in SEC title game...Game-clinching INTs this year vs. Ala., Ky...Also has picks vs. UNLV and in title game...Starts this year at both safety positions...Made three starts in 2003 and had two interceptions...Six career INTs.

CAREER HIGHS: Tkles-11, twice; PD-1, 7 times; INT-1, 6 times.

## PUNTER / KICKER

### 47 DUSTIN COLQUITT, P (Sr., 6-2, 196)

● GP/GS (12/12, 51/50)...All-SEC 2nd team Coaches and AP...Fifth among SEC punt leaders with 41.3-yard average...Named Ray Guy semifinalist for third consecutive year...UT's career leader in punts with 236 and punting yards with 9,797...Sixteen of his 52 punts this year have been downed inside 20-yard line...Consensus All-America in 2003.

CAREER HIGHS: Punts-10 vs. MIA 2002; Avg.-51.7 vs. SC 2003; Long-68 vs. MIA 2002.

### 25 JAMES WILHOIT, PK (So., 5-10, 190)

● GP/GS (12/12, 25/25)...Made five of last six FG attempts...Only 9-of-15 this season, but three of those misses were in one game (Ga., 2-of-5)...Kicked 50-yard field goal to beat Florida with :06 left...Connected on 26-of-39 (66.7%) career field goal attempts and 80-of-81 (98.8%) PATs.

CAREER HIGHS: FG Made-3, twice; Long-51, twice; Pts-13 vs. ALA 2003.

# Tennessee Alphabetical Roster

No.	Name	Pos.	Ht.	Wt.	Cl.	Exp	Academic Major	Hometown (Previous School)
10	Erik Ainge	QB	6-6	200	Fr.	HS	Arts & sciences	Hillsboro, Ore. (Glencoe)
18	Jason Allen	DB	6-2	200	Jr.	2L	Sport management	Muscle Shoals, Ala. (Muscle Shoals)
45	Cory Anderson	FB	6-3	270	So.	1L	Sociology	Knoxville (Austin-East)
	Ell Ash	DT	6-5	273	Fr.	HS	Arts & sciences	Willingboro, N.J. (Willingboro)
	Robert Ayers	LB	6-3	229	Fr.	HS	Arts & sciences	Clio, S.C. (Marlboro County)
22	Robert Boulware	DB	5-10	185	Jr.	2L	Economics	Charlotte, N.C. (Vance)
42	Daniel Brooks	LB	6-4	235	So.	1L	Arts & sciences	Jackson (Jackson Central-Merry)
28	Chris Brown	TE	6-3	235	Fr.	HS	Arts & sciences	Destrehan, La. (Jesuit)
81	Tony Brown	WR	6-2	200	Sr.	3L	Sociology/Criminal justice	Lauderdale Lakes, Fla. (St. Thomas Aquinas)
2	Kevin Burnett	LB	6-3	235	Sr.	3L	Sport management (MS)	Carson, Calif. (Dominguez)
26	Corey Campbell	DB	6-3	190	So.	1L	Arts & sciences	Spring, Texas (Westfield)
	Sinclair Cannon	WR	6-3	190	Fr.	HS	Arts & sciences	Greer, S.C. (Greer)
16	Rick Clausen	QB	6-3	210	Jr.	Tr.	Communications	Thousand Oaks, Calif. (LSU)
	Britton Colquitt	P	6-3	195	Fr.	HS	Arts & sciences	Knoxville (Bearden)
47	Dustin Colquitt	P	6-2	196	Sr.	3L	Political Science	Knoxville (Bearden)
15	Jim Bob Cooter	QB	6-1	220	So.	Sq.	Sport management	Fayetteville (Lincoln County)
86	Brad Cottam	TE	6-8	260	Fr.	Sq.	Arts & sciences	Germantown (Evangelical Christian)
34	Jabari Davis	TB	6-0	230	Sr.	3L	Sociology	Stone Mountain, Ga. (Tucker)
70	Cody Douglas	OG	6-4	325	Jr.	2L	Sport management	La Marque, Texas (La Marque)
84	Jomo Fagan	WR	6-2	195	Jr.	2L	Psychology	Plantation, Fla. (St. Thomas Aquinas)
17	C.J. Fayton	WR	6-2	195	Jr.	2L	Sport management	Virginia Beach, Va. (Princess Anne)
36	Roshaun Fellows	DB	6-0	185	Fr.	Sq.	Arts & sciences	Warren, Ark. (Warren)
	Jake Finlayson	TE	6-5	265	Jr.	2L	Civil Engineering	Selmer (McNairy Central)
	Arian Foster	TB	6-1	208	Fr.	HS	Arts & sciences	San Diego, Calif. (Mission Bay)
	Ramon Foster	OT	6-7	285	Fr.	HS	Arts & sciences	Henning (Ripley)
73	Michael Frogg	OL	6-4	290	Fr.	Sq.	Arts & sciences	Kingston (Roane County)
	Ryan Fusco	PK	5-10	195	Jr.	Sq.	Finance	Memphis (Pima [Ariz.] Community College)
37	Antonio Gaines	DB	5-9	180	Fr.	Sq.	Arts & sciences	Covington (Covington)
44	Omar Gaither	LB	6-2	225	Jr.	2L	Sport management	Charlotte, N.C. (Myers Park)
74	Richie Gandy	C/OG	6-5	315	Jr.	Sq.	Sport management	Darlington, S.C. (Darlington)
38	Ben Greene	DB	6-0	205	Fr.	Sq.	Arts & sciences	Jonesboro, Ga. (Westlake)
82	Bill Grimes	WR	6-4	200	Fr.	Sq.	Arts & sciences	Douglasville, Ga. (Chapel Hill)
94	Jason Hall	DE	6-3	265	Jr.	2L	Sport management	Marietta, Ga. (Chattanooga McCallie)
13	Chris Hannon	WR	6-4	195	Jr.	2L	Communications	Sarasota, Fla. (Riverview)
98	Parys Haralson	DE	6-2	255	Jr.	2L	Sociology	Flora, Miss. (Madison Central)
14	Bo Hardegree	QB	6-5	200	Fr.	Sq.	Arts & sciences	Jackson (Jackson Central-Merry)
92	Justin Harrell	DT	6-4	300	So.	1L	Sport management	Martin (Westview)
91	LaRon Harris	DT	6-3	300	So.	Sq.	Communications	Memphis (Kingsbury)
33	Jonathan Hefney	DB	5-10	172	Fr.	HS	Arts & sciences	Rock Hill, S.C. (Hargrave Military Academy)
19	John Henderson	H/P	6-0	220	Sr.	1L	Sport management	Germantown (Briarcrest)
30	David Holbert	FB	6-2	235	Fr.	HS	Arts & sciences	Nashville (Brentwood Academy)
41	Jared Hostetter	DE	6-5	265	Fr.	Sq.	Arts & sciences	Louisa, Ky. (Lawrence County)
21	Cedric Houston	TB	6-0	220	Sr.	3L	Sociology	Clarendon, Ark. (Clarendon)
29	Inquoris Johnson	DB	6-0	170	Fr.	HS	Arts & sciences	Atlanta, Ga. (Crim)
71	Steven Jones	OT	6-4	310	Fr.	Sq.	Arts & sciences	Brentwood (Brentwood)
39	Ryan Karl	LB	6-0	205	Fr.	HS	Arts & sciences	Franklin (Battle Ground Academy)
23	Corey Larkins	DB	5-8	205	Sr.	3L	Sociology	Opelika, Ala. (Opelika)
12	C.J. Leak	QB	6-4	235	Sr.	2L	Political science	Charlotte, N.C. (Wake Forest University)
66	David Ligon	OG	6-5	285	So.	Sq.	Finance	Memphis (Christian Brothers)
55	Jesse Mahelona	DT	6-2	300	Jr.	JC	Sociology/Criminal justice	Kailua-Kona, Hawaii (Orange Coast CC)
	Cameron Mayo	OL	6-4	265	Fr.	HS	Arts & sciences	Dalton, Ga. (Dalton)
	Jerod Mayo	LB	6-2	215	Fr.	HS	Arts & sciences	Hampton, Va. (Kecoughtan)
90	Turk McBride	DT	6-4	260	So.	1L	Arts & sciences	Camden, N.J. (Woodrow Wilson)
83	Victor McClure	TE	6-4	310	Sr.	2L	Sociology	Hixson (Soddy-Daisy)
95	Tony McDaniel	DT	6-7	300	So.	1L	Arts & sciences	Columbia, S.C. (W.J. Keenan)
3	Robert Meachem	WR	6-3	210	Fr.	Sq.	Arts & sciences	Tulsa, Okla. (Booker T. Washington)
59	Adam Miles	DS	6-0	230	Jr.	2L	Electronic media	Hendersonville (Beech)
35	Jason Mitchell	LB	6-1	225	Jr.	2L	Economics	Abbeville, La. (Abbeville)
	Marvin Mitchell	LB	6-3	240	Jr.	2L	Sport management	Norfolk, Va. (Lake Taylor)
93	Xavier Mitchell	DE	6-3	248	Fr.	HS	Arts & sciences	Long Beach, Miss. (Long Beach)
77	Michael Munoz	OT	6-6	315	Sr.	3L	Public administration (MS)	Mason, Ohio (Moeller)
46	Karlton Neal	DE	6-4	260	Sr.	3L	Sport management	Chicago, Ill. (Morgan Park)
68	Scott Newsome	DS	6-2	230	Jr.	2L	Political science	Jacksonville, Fla. (White)

<u>No.</u>	<u>Name</u>	<u>Pos.</u>	<u>Ht.</u>	<u>Wt.</u>	<u>Cl.</u>	<u>Exp</u>	<u>Academic Major</u>	<u>Hometown (Previous School)</u>
	Anthony Parker	OT	6-4	290	Fr.	HS	Arts & sciences	Jonesboro, Ga. (Lovejoy)
19	Jarod Parrish	DB	6-3	195	So.	1L	Arts & sciences	Summerville, Ga. (Chattooga)
56	Jon Poe	LB	5-11	235	Jr.	1L	Sociology	Covington (Coffeyville [Kan.] CC)
67	Chuck Prugh	C	6-3	310	Sr.	Sq.	General business	Maryville (Carson-Newman College)
87	Justin Reed	TE	6-7	275	Jr.	1L	Sociology	Punta Gorda, Fla. (Charlotte)
63	Jason Respert	C	6-3	305	Sr.	3L	Sport management	Warner Robins, Ga. (Northside)
89	Antonio Reynolds	DE	6-3	245	Fr.	HS	Arts & sciences	Akron, Ohio (Hargrave [Va.] Military)
31	Gerald Riggs Jr.	TB	6-0	220	Jr.	2L	Sociology	Chattanooga (Red Bank)
57	Ovince Saint Preux	LB	6-3	240	Jr.	1L	Sociology/Criminal justice	Immokalee, Fla. (Immokalee)
7	Brent Schaeffer	QB	6-2	195	Fr.	HS	Arts & sciences	Deerfield Beach, Fla. (Deerfield Beach)
76	Arron Sears	OG	6-4	315	So.	1L	Arts & sciences	Russellville, Ala. (Russellville)
	Kevin Simon	LB	5-11	225	Jr.	2L	Psychology	Walnut Creek, Calif. (De La Salle)
9	Bret Smith	WR	6-3	200	So.	1L	Arts & sciences	Warren, Ark. (Warren)
52	Rob Smith	OG	6-4	308	So.	1L	Sociology/Criminal justice	Fort Thomas, Ky. (Highlands)
24	Antwan Stewart	DB	6-0	185	So.	1L	Sociology	Dumfries, Va. (Potomac)
1	Jayson Swain	WR	6-1	210	So.	1L	Arts & sciences	Huntsville, Ala. (Grissom)
20	Derrick Tinsley	WR	6-0	195	Sr.	3L	African-American studies	Marietta, Ga. (Marietta)
72	Albert Toeaina	OT	6-6	350	Jr.	JC	Sociology	Antioch, Calif. (City College of San Francisco)
58	James Turner	LB	5-11	210	Fr.	HS	Arts & sciences	Augusta, Ark. (Augusta)
4	Jonathan Wade	DB	6-0	185	So.	1L	African-American studies	Shreveport, La. (Evangel Christian)
69	Ryan West	DS	6-3	250	So.	Sq.	Psychology	Brentwood (Brentwood)
25	James Wilhoit	PK	5-10	190	So.	1L	Communication	Hendersonville (Hendersonville)
	Ja'Kouri Williams	TB	5-11	185	Fr.	HS	Arts & sciences	Plaquemine, La. (Plaquemine)
39	Robert Williams	FB	6-3	245	Jr.	Sq.	Logistics and transportation	White Bluff (Dickson County)
75	Tyler Williams	OG	6-2	305	Sr.	Sq.	Electronic media	Cosby (Cosby)
48	Ellix Wilson	LB	6-0	205	Fr.	HS	Arts & sciences	Memphis (Melrose)
85	Casey Woods	WR	6-4	215	Fr.	Sq.	Psychology	Starkville, Miss. (Starkville Academy)
43	David Yancey	TB	5-8	185	So.	Sq.	Nuclear engineering	Norfolk, Va. (Granby)
54	Eric Young	OT	6-4	300	Fr.	Sq.	Arts & sciences	Union, S.C. (Union)

### VOLUNTEER SQUAD

<u>Name</u>	<u>Pos.</u>	<u>Ht.</u>	<u>Wt.</u>	<u>Cl.</u>	<u>Exp</u>	<u>Hometown (Previous School)</u>
Matt Backus	OL	6-5	270	Fr.	Sq.	Alcoa (Alcoa)
Curtis Beane	DB	5-11	173	Fr.	HS	Nashville (Franklin)
Barkley Carr	PK	5-11	155	Fr.	HS	Peducah, Ky. (Tillman)
Jon Catanzano	DB	5-9	186	So.	Sq.	Murrysville, Pa. (Franklin Regional)
Peter Chang	DB	5-10	185	Jr.	Sq.	Syracuse, Ind. (Wawasee)
Ron Cook	WR	5-9	159	Fr.	HS	South Pittsburg (South Pittsburg)
Kyle Devenney	DL	6-2	227	Fr.	Sq.	Lancaster, Pa. (Hempfield)
Jeff Farrington	QB	6-2	215	Fr.	Sq.	Knoxville (Soughen [N.H.]
Brad Fitzpatrick	DB	6-0	190	Fr.	HS	Columbia (Central)
Adam Gillem	OL	6-0	280	Fr.	Sq.	Knoxville (Farragut)
Alec Haston	OL	6-4	290	Fr.	HS	Sparta (White County)
Dack Ishii	QB	6-2	212	Fr.	HS	Knoxville (Catholic)
Justin Johnson	OL	6-3	280	Fr.	HS	Seymour (Seymour)
Ron Johnson	LB	6-0	220	Fr.	Sq.	Cleveland (Cleveland)
Kevin Jordan	DB	6-0	190	So.	Tr.	Niskayuna, N.Y. (Siena College)
Bill Martin	DS	5-11	225	Jr.	Sq.	Goodlettsville (Davidson Academy)
Quinton McCroskey	WR/DB	5-9	167	Fr.	HS	Bell Buckle (Shelbyville)
Tyler McCurry	DT	5-10	255	Fr.	HS	Cleveland (Bradley Central)
Lester Ransom	DB	6-1	200	Jr.	Tr.	Knoxville (Maryville College)
Kevin Shipley	TE	6-6	230	Jr.	Sq.	Kingsport (Sullivan South)
Will Smith	PK/P	5-11	168	Fr.	HS	Greer, S.C. (Greer)
Kirk Swearingen	OL/DL	6-5	280	Fr.	HS	Cross Plains (East Robertson)
Calvin Tate	FB	6-2	240	So.	Sq.	Memphis (Central)
Andrew Tuck	DS	6-2	258	Fr.	HS	Knoxville (Bearden)
Ian Vinson	DB	5-10	198	So.	Sq.	Germantown (Houston)
Todd Vinson	TB/P	6-0	210	So.	Sq.	Germantown (Houston)
Sam Wantland	OG	6-3	275	So.	Sq.	Columbia (Central)
J.T. Wash	LB	5-11	229	Fr.	HS	Brentwood (Brentwood Academy)
Blake Webster	OL	6-4	280	Fr.	HS	White House (White House)

# Tennessee Numerical Roster

No.	Name	Pos.	Ht.	Wt.	Cl.	Exp	Academic Major	Hometown (Previous School)
1	Jayson Swain	WR	6-1	210	So.	1L	Arts & sciences	Huntsville, Ala. (Grissom)
2	Kevin Burnett	LB	6-3	235	Sr.	3L	Sport management (MS)	Carson, Calif. (Dominguez)
3	Robert Meachem	WR	6-3	210	Fr.	Sq.	Arts & sciences	Tulsa, Okla. (Booker T. Washington)
4	Jonathan Wade	DB	6-0	185	So.	1L	African-American studies	Shreveport, La. (Evangel Christian)
7	Brent Schaeffer	QB	6-2	195	Fr.	HS	Arts & sciences	Deerfield Beach, Fla. (Deerfield Beach)
9	Bret Smith	WR	6-3	200	So.	1L	Arts & sciences	Warren, Ark. (Warren)
10	Erik Ainge	QB	6-6	200	Fr.	HS	Arts & sciences	Hillsboro, Ore. (Glencoe)
12	C.J. Leak	QB	6-4	235	Sr.	2L	Political science	Charlotte, N.C. (Wake Forest University)
13	Chris Hannon	WR	6-4	195	Jr.	2L	Communications	Sarasota, Fla. (Riverview)
14	Bo Hardegee	QB	6-5	200	Fr.	Sq.	Arts & sciences	Jackson (Jackson Central-Merry)
15	Jim Bob Cooter	QB	6-1	220	So.	Sq.	Sport management	Fayetteville (Lincoln County)
16	Rick Clausen	QB	6-3	210	Jr.	Tr.	Communications	Thousand Oaks, Calif. (LSU)
17	C.J. Fayton	WR	6-2	195	Jr.	2L	Sport management	Virginia Beach, Va. (Princess Anne)
18	Jason Allen	DB	6-2	200	Jr.	2L	Sport management	Muscle Shoals, Ala. (Muscle Shoals)
19	John Henderson	H/P	6-0	220	Sr.	1L	Sport management	Germantown (Briarcrest)
19	Jarod Parrish	DB	6-3	195	So.	1L	Arts & sciences	Summerville, Ga. (Chattooga)
20	Derrick Tinsley	WR	6-0	195	Sr.	3L	African-American studies	Marietta, Ga. (Marietta)
21	Cedric Houston	TB	6-0	220	Sr.	3L	Sociology	Clarendon, Ark. (Clarendon)
22	Robert Boulware	DB	5-10	185	Jr.	2L	Economics	Charlotte, N.C. (Vance)
23	Corey Larkins	DB	5-8	205	Sr.	3L	Sociology	Opelika, Ala. (Opelika)
24	Antwan Stewart	DB	6-0	185	So.	1L	Sociology	Dumfries, Va. (Potomac)
25	James Wilhoit	PK	5-10	190	So.	1L	Communication	Hendersonville (Hendersonville)
26	Corey Campbell	DB	6-3	190	So.	1L	Arts & sciences	Spring, Texas (Westfield)
28	Chris Brown	TE	6-3	235	Fr.	HS	Arts & sciences	Destrehan, La. (Jesuit)
29	Inquoris Johnson	DB	6-0	170	Fr.	HS	Arts & sciences	Atlanta, Ga. (Crim)
30	David Holbert	FB	6-2	235	Fr.	HS	Arts & sciences	Nashville (Brentwood Academy)
31	Gerald Riggs Jr.	TB	6-0	220	Jr.	2L	Sociology	Chattanooga (Red Bank)
33	Jonathan Hefney	DB	5-10	172	Fr.	HS	Arts & sciences	Rock Hill, S.C. (Hargrave Military Academy)
34	Jabari Davis	TB	6-0	230	Sr.	3L	Sociology	Stone Mountain, Ga. (Tucker)
35	Jason Mitchell	LB	6-1	225	Jr.	2L	Economics	Abbeville, La. (Abbeville)
36	Roshawn Fellows	DB	6-0	185	Fr.	Sq.	Arts & sciences	Warren, Ark. (Warren)
37	Antonio Gaines	DB	5-9	180	Fr.	Sq.	Arts & sciences	Covington (Covington)
38	Ben Greene	DB	6-0	205	Fr.	Sq.	Arts & sciences	Jonesboro, Ga. (Westlake)
39	Ryan Karl	LB	6-0	205	Fr.	HS	Arts & sciences	Franklin (Battle Ground Academy)
39	Robert Williams	FB	6-3	245	Jr.	Sq.	Logistics and transportation	White Bluff (Dickson County)
41	Jared Hostetter	DE	6-5	265	Fr.	Sq.	Arts & sciences	Louisa, Ky. (Lawrence County)
42	Daniel Brooks	LB	6-4	235	So.	1L	Arts & sciences	Jackson (Jackson Central-Merry)
43	David Yancey	TB	5-8	185	So.	Sq.	Nuclear engineering	Norfolk, Va. (Granby)
44	Omar Gaither	LB	6-2	225	Jr.	2L	Sport management	Charlotte, N.C. (Myers Park)
45	Cory Anderson	FB	6-3	270	So.	1L	Sociology	Knoxville (Austin-East)
46	Karlton Neal	DE	6-4	260	Sr.	3L	Sport management	Chicago, Ill. (Morgan Park)
47	Dustin Colquitt	P	6-2	196	Sr.	3L	Political Science	Knoxville (Bearden)
48	Ellix Wilson	LB	6-0	205	Fr.	HS	Arts & sciences	Memphis (Melrose)
52	Rob Smith	OG	6-4	308	So.	1L	Sociology/Criminal justice	Fort Thomas, Ky. (Highlands)
54	Eric Young	OT	6-4	300	Fr.	Sq.	Arts & sciences	Union, S.C. (Union)
55	Jesse Mahelona	DT	6-2	300	Jr.	JC	Sociology/Criminal justice	Kailua-Kona, Hawaii (Orange Coast CC)
56	Jon Poe	LB	5-11	235	Jr.	1L	Sociology	Covington (Coffeyville [Kan.] CC)
57	Ovince Saint Preux	LB	6-3	240	Jr.	1L	Sociology/Criminal justice	Immokalee, Fla. (Immokalee)
58	James Turner	LB	5-11	210	Fr.	HS	Arts & sciences	Augusta, Ark. (Augusta)
59	Adam Miles	DS	6-0	230	Jr.	2L	Electronic media	Hendersonville (Beech)
63	Jason Respert	C	6-3	305	Sr.	3L	Sport management	Warner Robins, Ga. (Northside)
66	David Ligon	OG	6-5	285	So.	Sq.	Finance	Memphis (Christian Brothers)
67	Chuck Prugh	C	6-3	310	Sr.	Sq.	General business	Maryville (Carson-Newman College)
68	Scott Newsome	DS	6-2	230	Jr.	2L	Political science	Jacksonville, Fla. (White)
69	Ryan West	DS	6-3	250	So.	Sq.	Arts & sciences	Brentwood (Brentwood)
70	Cody Douglas	OG	6-4	325	Jr.	2L	Sport management	La Marque, Texas (La Marque)
71	Steven Jones	OT	6-4	310	Fr.	Sq.	Arts & sciences	Brentwood (Brentwood)
72	Albert Toeaina	OT	6-6	350	Jr.	JC	Sociology	Antioch, Calif. (City College of San Francisco)
73	Michael Frogg	OL	6-4	290	Fr.	HS	Arts & sciences	Kingston (Roane County)
74	Richie Gandy	C/G	6-5	315	Jr.	Sq.	Sport management	Darlington, S.C. (Darlington)
75	Tyler Williams	OG	6-2	305	Sr.	Sq.	Arts & sciences	Cosby (Cosby)
76	Arron Sears	OG	6-4	315	So.	1L	Arts & sciences	Russellville, Ala. (Russellville)
77	Michael Munoz	OT	6-6	315	Sr.	3L	Public administration (MS)	Mason, Ohio (Moeller)
81	Tony Brown	WR	6-2	200	Sr.	3L	Sociology/Criminal Justice	Lauderdale Lakes, Fla. (St. Thomas Aquinas)
82	Bill Grimes	WR	6-4	200	Fr.	Sq.	Arts & sciences	Douglasville, Ga. (Chapel Hill)
83	Victor McClure	TE	6-4	310	Sr.	2L	Sociology	Hixson (Soddy-Daisy)
84	Jomo Fagan	WR	6-2	195	Jr.	2L	Psychology	Plantation, Fla. (St. Thomas Aquinas)
85	Casey Woods	WR	6-4	215	Fr.	Sq.	Psychology	Starkville, Miss. (Starkville Academy)
86	Brad Cottam	TE	6-8	260	Fr.	Sq.	Arts & sciences	Germantown (Evangelical Christian)
87	Justin Reed	TE	6-7	275	Jr.	1L	Sociology	Punta Gorda, Fla. (Charlotte)
89	Antonio Reynolds	DE	6-3	245	Fr.	HS	Arts & sciences	Akron, Ohio (Hargrave [Va.] Military)
90	Turk McBride	DT	6-4	260	So.	1L	Arts & sciences	Camden, N.J. (Woodrow Wilson)
91	LaRon Harris	DT	6-3	300	So.	Sq.	Communications	Memphis (Kingsbury)
92	Justin Harrell	DT	6-4	300	So.	1L	Sport management	Martin (Westview)
93	Xavier Mitchell	DE	6-3	248	Fr.	HS	Arts & sciences	Long Beach, Miss. (Long Beach)
94	Jason Hall	DE	6-3	265	Jr.	2L	Sport management	Marietta, Ga. (Chattanooga McCallie)
95	Tony McDaniel	DT	6-7	300	So.	1L	Arts & sciences	Columbia, S.C. (W.J. Keenan)
98	Parys Haralson	DE	6-2	255	Jr.	2L	Sociology	Flora, Miss. (Madison Central)

# Meet The Vols



## 10

### Erik Ainge

Freshman  
Quarterback  
6-6, 200  
Hillsboro, Ore.

Full name: Erik Douglas Ainge ... Born: June 12, 1986 ... Academic major: Arts & sciences ... Coach at Glencoe High School: Craig Ruecker.

**HONORS** - 2004 Freshman All-America The Sporting News (2nd) and Rivals.com (2nd), SEC Offensive Freshman of the Year The Sporting News, Rivals.com National Freshman of the Week (Sept. 18).

2004 - Games/Started: 9/6 ... His 17 TD passes are the most by a freshman QB in Tennessee history, and his 1,452 passing yards rank in second place (only 21 yards behind Casey Clausen's 1,473 in 2000) on UT's freshman passing charts ... Did not start the Vols' season-opener vs. UNLV, but completed 10-of-17 passes for 118 yards and two TDs while sharing signal-calling duties with fellow frosh Brent Schaeffer ... Came off the bench vs. Florida to lead four Vols scoring drives, completing 16-of-24 passes for 192 yards and three TDs ... Went 5-for-7 for 72 yards on third- and fourth-down plays in the second half against the Gators ... Led the Vols to five scoring drives in UT's 42-17 win over La. Tech, completing 10-of-15 passes for 198 yards and three TDs ... Made his first career start when the Vols played host to Auburn ... Completed 17-of-35 passes but threw four INTs to only one TD vs. the Tigers ... Led the Vols to victory at No. 3-ranked Georgia, the first road start of his career ... Threw for a pair of TD passes while going 12-of-21 for 150 yards "between the hedges" ... Notched his second consecutive road win by orchestrating Tennessee's fourth-quarter comeback drive that gave the Vols a 21-17 victory ... Completed 14-of-30 pass attempts for a career-high 231 yards and one TD and one INT against the Rebels ... Misfired on his first four pass attempts vs. Alabama, but rebounded to finish 10-of-22 for 113 yards, one TD and one INT ... Started at South Carolina but split time -- and offensive series -- with fellow frosh Brent Schaeffer ... Completed 9-of-16 passes in Columbia for 109 yards, three TDs and one INT ... The South Carolina game marked his third three-TD outing ... Started the Notre Dame game and completed 11-of-18 passes for 149 yards and a TD before suffering a separated shoulder on the final play of the first half ... Missed the Vanderbilt, Kentucky and SEC Championship games due to the injury.

#### PASSING STATISTICS

YEAR	G	ATT	INT/	PASS	AVG.	QB TOT	AVG.	HI PASS
		COMP	TD	PCT	YDS	RATE	OFF	GAME
2004	9	198	109	9/17	55.1	1,452	161.3	135.89
						1,423	158.1	231-Miss

#### RUSHING STATISTICS

YEAR	G	ATT	NET	AVG	AVG	HIGH
		YARDS	ATT	GAME	TD	LONG
2004	9	16	-29	-1.8	-3.2	0
						9-ND
						3-Aub



## 18

### Jason Allen

Junior, 2L  
Defensive Back  
6-2, 200  
Muscle Shoals, Ala.

Full name: Jason Jamar Allen ... Born: July 5, 1983 ... Academic major: Sport management ... Coach at Muscle Shoals High School: Cody Keene.

**HONORS** - 2004 All-SEC Coaches and AP (2nd), Jim Thorpe Award Semifinalist, Walter Camp National 1-A Defensive Player of the Week (Oct. 23).

**CAREER** - Games/Started: 38/20 ... 2004 - Games/Started: 12/12 ... Elected team captain for 2004 season ... Allen and defensive end Parys Haralson are the second set of junior captains in as many years ... Was the Vols' only returning starter in the defensive secondary ... Named by league coaches as a first-team All-SEC performer ... Allen is on pace to be the first defensive back in Tennessee history to lead the team in tackles (defensive statistics were first kept in 1970) ... Was the SEC's top tackler during the regular season, averaging 9.8 tackles per game ... Tallied five stops in the Vols' opener vs. UNLV ... Made the switch to free safety during the Vols' bye week before the Florida game ... Improved his career-high for tackles when he totaled 14 stops (and a sack) against Florida ... The La. Tech game marked his second straight 10-tackle outing, as two TFLs highlighted his 10-tackle effort ... Posted double-digit tackles for the third straight outing when he totaled a team-high 14 stops against Auburn ... Ranked first in the SEC in tackles with 10.8 per game following the games of Oct. 2 ... Made three tackles and broke up a pass vs. Georgia ... At Mississippi, he posted seven tackles (all solo) and broke up a deep pass along the sideline that could have potentially gone for a touchdown ... Also forced and recovered a Rebel fumble ... Made big plays all game long against Alabama, finishing with a game-high 15 tackles (10 solo) and a pair of PBUs ... Recognized as the Walter Camp National 1-A Defensive Player of the Week for his efforts vs. the Crimson Tide ... The South Carolina game marked his second consecutive 15-tackle game, and his fifth double-digit tackle outing of the season ... Logged 10 stops against Notre Dame ... Totaled a team-high nine tackles at Vanderbilt and also made his second INT of the year ... Jumped back up to double digits by logging 10 stops vs. Kentucky ... Sustained a gash that required stitches in the first half of the SEC Championship Game vs. Auburn but returned to make six tackles.

#### DEFENSIVE STATISTICS

YEAR	G	UT	AT	TT	SACKS/	TFL/	INT/	HIGH
		YDS	YDS	FF	FR	PBU	YDS	TKLE
2002	13	3	2	5	0/0	0/0	0	0/0
2003	13	43	14	57	0/0	1/1	1	0
							11	2/20
2004	12	84	34	118	2/15	3/19	2	1
							5	2/4
<b>Totals</b>	<b>38</b>	<b>130</b>	<b>50</b>	<b>180</b>	<b>2/15</b>	<b>4/20</b>	<b>3</b>	<b>1</b>
							<b>16</b>	<b>4/24</b>
								<b>15-2x</b>



Erik Ainge

#### Erik Ainge's 2004 Game-by-Game Passing

2004 Opponent	ATT	CMP	INT	YDS	TD
UNLV	17	10	0	118	2
Florida	24	16	1	192	3
La. Tech	15	10	0	198	3
Auburn*	35	17	4	173	1
at Georgia*	21	12	0	150	2
at Mississippi*	30	14	1	231	1
Alabama*	22	10	1	113	1
at South Carolina*	16	9	1	109	3
Notre Dame*	18	11	0	149	1
at Vanderbilt	INJ				
Kentucky	INJ				
Auburn^ (Atlanta)	INJ				
<b>Totals</b>	<b>109</b>	<b>198</b>	<b>9</b>	<b>1,452</b>	<b>17</b>

\*indicates games started; ^ SEC Championship Game



Jason Allen

# Meet The Vols



Cory Anderson



## 45 Cory Anderson

Sophomore, 1L  
Fullback  
6-3, 270  
Knoxville

Full name: Cory DeWan Anderson ... Born: Sept. 10, 1983 ... Academic major: Sociology ... Coach at Austin-East High School: Stanton Stevens.

**CAREER** - Games/Started: 18/11 ... **2004** - Games/Started: 12/11 ... Made the switch from defensive end to fullback during spring drills and immediately impressed the Vols' coaches with his blocking prowess, running ability and soft hands ... Caught at least one pass in nine regular-season games ... Hauled in two receptions for 22 yards in the opening-game win over UNLV (his first career start) ... Caught one pass for nine yards against Florida ... Gained 26 yards on two receptions vs. La. Tech ... Scored his first TD as a Vol when he was on the receiving end of a 2-yard pass from Erik Ainge vs. Auburn ... His 10-yard catch at Georgia came on a fourth-down play in the first quarter and kept the Vols' first scoring possession alive ... Caught one pass for three yards vs. Notre Dame ... Was the Vols' leading receiver at Vanderbilt, catching three passes for a career-high 40 yards ... His first career rush went for a 22-yard TD vs. Kentucky ... He also caught two passes for 11 yards against the Wildcats ... Caught two passes for 11 yards and had an 11-yard run vs. Auburn in the SEC Championship Game.

### RUSHING STATISTICS

YEAR	G	ATT	NET		AVG		TD	LONG	HIGH
			YARDS	ATT	GAME	YARDS			
2003	6	0	0	0.0	0.0	0	--	--	
2004	12	2	33	16.5	2.8	1	22-Ky	22-Ken	
<b>Totals</b>	<b>18</b>	<b>2</b>	<b>33</b>	<b>16.5</b>	<b>1.8</b>	<b>1</b>	<b>22-Ky</b>	<b>22-Ken</b>	

### RECEIVING STATISTICS

YEAR	G	REC	AVG		TD	LONG	HIGH	
			YARDS	GAME				
2003	6	0	0	0.0	0	--	--	
2004	12	15	134	8.9	11.2	1	18-2x	40-Van
<b>Totals</b>	<b>18</b>	<b>15</b>	<b>134</b>	<b>8.9</b>	<b>7.4</b>	<b>1</b>	<b>18-2x</b>	<b>40-Van</b>



Robert Boulware



## 22 Robert Boulware

Junior, 2L  
Defensive Back  
5-10, 185  
Charlotte, N.C.

Full name: Robert Dwayne Boulware ... Born: May 29, 1983 ... Academic major: Economics ... Coach at Vance High School: Gary Finger.

**CAREER** - Games/Started: 35/3 ... **2004** - Games/Started: 12/3 ... Saw his playing time increase in the sec-

ond half of the regular season, earning three starts at strong safety ... Made one tackle in UT's win over UNLV ... Posted one stop in the Vols' victory at Mississippi ... Against Alabama, a short kickoff landed in his hands, and he gained 12 yards on his first career kick return ... Made one special-teams tackle at South Carolina ... Made his first career start when the Vols played host to Notre Dame and posted four tackles ... Started at Vanderbilt and tallied three stops ... Made two tackles vs. Kentucky ... Had one tackle vs. Auburn in the SEC Championship Game.

### DEFENSIVE STATISTICS

YEAR	G	UT	AT	TT	SACKS/ TFL/				INT/		HIGH
					YDS	YDS	FF	FR	PBU	YDS	
2002	10	3	2	5	0/0	0/0	0	0	0	0/0	2-SC
2003	13	4	1	5	0/0	0/0	0	0	0	0/0	1-5x
2004	12	11	2	13	0/0	0/0	0	0	0	0/0	4-ND
<b>Totals</b>	<b>35</b>	<b>18</b>	<b>5</b>	<b>23</b>	<b>0/0</b>	<b>0/0</b>	<b>0</b>	<b>0</b>	<b>0</b>	<b>0/0</b>	<b>4-ND</b>



## 42 Daniel Brooks


Sophomore, 1L  
Linebacker  
6-4, 235  
Jackson

Full name: Daniel Gerard Brooks ... Born: Oct. 6, 1983 ... Academic Major: Arts & sciences ... Coach at Jackson Central-Merry High School: Jim Hardegree.

**CAREER** - Games/Started: 20/0 ... **2004** - Games/Started 12/0 ... Made a career-high three tackles in the Vols' opener vs. UNLV ... Had two stops against La. Tech ... Posted one tackle at South Carolina ... Made one tackle against Auburn in the SEC Championship Game.

### DEFENSIVE STATISTICS

YEAR	G	UT	AT	TT	SACKS/ TFL/				INT/		HIGH
					YDS	YDS	FF	FR	PBU	YDS	
2003	8	3	1	4	0/0	0/0	0	0	0	0/0	2-MSU
2004	12	6	1	7	0/0	0/0	0	0	0	0/0	3-UNLV
<b>Totals</b>	<b>20</b>	<b>9</b>	<b>2</b>	<b>11</b>	<b>0/0</b>	<b>0/0</b>	<b>0</b>	<b>0</b>	<b>0</b>	<b>0/0</b>	<b>3-UNLV</b>



## 28 Chris Brown

Freshman  
Tight End  
6-3, 235  
Destrehan, La. (Jesuit)

Full name: Christopher Michael Brown ... Born: June 23, 1986 ... Academic major: Arts & sciences ... Coach at Jesuit High School: Vic Eumont.


**2004** - Games/Started: 11/2 ... Made his collegiate playing debut in the Vols win over UNLV ... Made one special-teams tackle in the La. Tech game ... Started in place of the



injured Justin Reed when Tennessee visited Georgia (marking the first start of his career) ... Also got the starting nod at Mississippi ... Suspended for violating team rules the day before the Alabama game ... Returned to active status at South Carolina and his first career reception went for a 20-yard TD ... Caught one pass for 17 yards at Vanderbilt ... Made a career-high two catches vs. Kentucky (for 19 yards).

**RECEIVING STATISTICS**

YEAR	G	REC	YARDS	AVG		TD	HIGH	
				REC	GAME		LONG	YARDS
2004	11	4	57	14.3	5.2	1	21-SC	21-SC



**2 Kevin Burnett**

Senior, 3L  
Linebacker  
6-3, 235  
Carson, Calif.

Full name: Kevin Bradley Burnett ... Born: Dec. 24, 1982 ... Academic major: Sport management (MS) ... Coach at Dominguez High School: Keith Donerson.

**HONORS** - 2004 All-America AFCA, All-SEC Coaches and AP, Butkus Award semifinalist, Bednarik Award semifinalist, SEC Defensive Player of the Week (Sept. 18), Preseason All-America Playbo; 2003 All-SEC Coaches (2nd), Academic All-SEC, SEC Good Works Team, AFCA Good Works Team; 2002 Academic All-SEC

**CAREER** - Games/Started: 49/27 ... 2004 - Games/Started: 12/12 ... Elected team captain for the second consecutive year in 2004 ... Named a first-team All-SEC performer by the AP and league coaches and also earned AFCA All-America honors ... Semifinalist for the 2004 Butkus and Chuck Bednarik awards ... Also named to the 2004 Bronko Nagurski Watch List (for the best defensive player in college football regardless of position) ... Ranked second on the team with 114 regular-season tackles and ranked second in the SEC with 9.5 tackles per game ... Tied for the team lead with 7 special-teams tackles during the regular season ... Started the season strong with eight tackles and a fumble recovery in the win over UNLV ... SEC Defensive Player of the Week honors were bestowed upon the senior co-captain after he set a new career-high with 16 tackles (10 solo) vs. Florida ... Logged five tackles against La. Tech and also recorded his first career INT ... Recovered a fumble (his second of the year) to go along with his 12 tackles vs. Auburn ... Posted three stops at Georgia ... His seven-tackle outing at Mississippi was highlighted by a sack of UM quarterback Ethan Flatt for a loss of 13 yards on the Rebels' first possession ... Notched his third 10-tackle performance of the season when he totaled 12 stops vs. Alabama ... Posted 11 stops (nine solo) and one TFL at South Carolina ... Added 11 tackles and a PBU vs. Notre Dame ... Made six tackles at Vanderbilt and had 10 stops and a TFL vs. Kentucky ... Had 13 tackles and a forced fumble vs. Auburn in the SEC Championship Game.

**DEFENSIVE STATISTICS**

YEAR	G	UT	AT	TT	SACKS/ TFL/			INT/	HIGH		
					YDS	FF	PBU			YDS	TKLE
2000*	11	10	1	11	2/17	2/17	0	1	0	0/0	3-2x
2001*	11	33	19	52	3.5/34	6.5/43	1	0	3	0/0	11-ND
2002	1	1	0	1	0/0	1/1	0	0	0	0/0	1-Wyo
2003	13	65	25	90	1.5/12	7.5/35	1	0	3	0/0	11-Duk
2004	12	86	28	114	1/13	6/26	1	2	1	1/0	16-Fla
<b>Totals</b>	<b>48</b>	<b>195</b>	<b>73</b>	<b>268</b>	<b>8/76</b>	<b>23/112</b>	<b>3</b>	<b>3</b>	<b>7</b>	<b>1/0</b>	<b>16-Fla</b>

\*Bowl statistics not included prior to 2002.



Tony Brown



**81 Tony Brown**

Senior, 3L  
Wide Receiver  
6-2, 200  
Lauderdale Lakes, Fla.

Full name: Tony Leonard Brown ... Born: May 29, 1981 ... Academic major: Sociology/criminal justice ... Coach at St. Thomas Aquinas High School: George Smith.

**CAREER** - Games/Started: 49/32 ... 2004 - Games/Started: 12/10 ... Elected team captain for the 2004 season ... Led all UT receivers with 30 catches in the regular season and was the only Vol to catch at least one pass in every regular-season game ... Caught three passes for 35 yards vs. UNLV, including a 3-yard TD from Brent Schaeffer ... Made three catches for 47 yards during the win over Florida ... His lone catch vs. La. Tech went for 21 yards ... Gained 31 yards on three catches in the Auburn game ... Made two catches for 29 yards at Georgia, and in doing so, went over 1,000 receiving yards for his career ... Gained 55 yards on three catches at Mississippi ... His three receptions vs. Alabama netted 29 yards ... Had one catch for six yards at South Carolina and two receptions for 15 yards vs. Notre Dame ... Gained 28 yards on a pair of catches at Vanderbilt ... Had four catches for 51 yards and a TD vs. Kentucky ... Led the team with three catches for 28 yards vs. Auburn in the SEC Championship Game.

**RECEIVING STATISTICS**

YEAR	G	REC	YARDS	AVG		TD	HIGH	
				REC	GAME		LONG	YARDS
2001	10	0	0	0.0	0.0	0	--	--
2002	13	39	477	12.2	36.7	1	48-UGA	77-Wyo
2003	13	24	376	15.7	28.9	3	40-Duk	78-Aub
2004	12	30	375	12.5	31.3	2	32-Fla	55-Miss
<b>Totals</b>	<b>48</b>	<b>93</b>	<b>1,228</b>	<b>13.2</b>	<b>25.6</b>	<b>6</b>	<b>48-UGA</b>	<b>78-Aub</b>



Kevin Burnett



# Meet The Vols



**Corey Campbell**



## 26 Corey Campbell

*Sophomore, 1L  
Defensive Back  
6-3, 190  
Spring, Texas*

Full name: **Corey Campbell** ... Born: Aug. 11, 1984 ... Academic major: Arts & sciences ... Coach at Westfield High School: Ron Lynch.

**HONORS** - 2003 Freshman All-SEC Coaches, Knoxville News-Sentinel

**CAREER** - Games/Started: 20/7 ... 2004 - Games/Started: 12/4 ... Led all Vols defenders with four INTs during the regular season ... Totaled four tackles and an INT in a starting role vs. UNLV ... Started the La. Tech contest and posted two tackles ... Against Alabama, he intercepted a Spencer Pennington pass on the Tide's final possession of the game, sealing the Vols' 17-13 victory ... Given the starting nod at strong safety when the Vols visited South Carolina and tallied five tackles and a PBU ... Made his third INT of the season to seal the Vols' win over Kentucky ... Started against Auburn in the SEC Championship Game and posted five tackles and one INT in the Tigers' end zone.

### DEFENSIVE STATISTICS

YEAR	G	UT	AT	TT	SACKS/ TFL/				INT/	HIGH	
					YDS	YDS	FF	FR			PBU
2003	8	25	10	35	0/0	0/0	0	0	2	2/0	11-2x
2004	12	12	5	17	0/0	0/0	0	0	1	4/1	5-2x
<b>Totals</b>	<b>20</b>	<b>37</b>	<b>15</b>	<b>52</b>	<b>0/0</b>	<b>0/0</b>	<b>0</b>	<b>0</b>	<b>3</b>	<b>6/1</b>	<b>11-2x</b>



**Rick Clausen**



## 16 Rick Clausen

*Junior  
Quarterback  
6-3, 210  
Thousand Oaks, Calif.*

Full Name: **Richard James Clausen** ... Born: June 29, 1982 ... Academic major: Communications ... Coach at Taft High School: Troy Starr.

**HONORS** - 2004 SEC Offensive Player of the Week (Nov. 27).

**CAREER** - Games/Started: 9/4 ... 2004 - Games/Started: 6/3 ... His thorough knowledge of the Vols' offensive playbook made him a valuable asset on the sidelines early in the season, as he relayed play-call signals to UT's freshmen quarterbacks on the field ... Saw action late in the Vols' season-opening victory over UNLV (marking his playing debut as a Vol) ... Played late in the second half of the La. Tech game ... Played the entire second half of the Notre Dame game after starter Erik Ainge suffered a separated shoulder ... Threw for 120 yards and one interception on 10-of-18 passing vs. the Fighting Irish ... Started at

Vanderbilt and completed 19-of-30 passes for 189 yards with two TDs and two INTs ... Had a career day vs. Kentucky, completing 26-of-41 passes for 349 yards, two TDs and two INTs on his way to SEC Offensive Player of the Week honors (he also scored his first career rushing TD on a 1-yard plunge) ... Played the entire SEC Championship Game vs. Auburn and threw one TD pass to Robert Meachem.

### PASSING STATISTICS

YEAR	G	ATT INT/		PCT	YDS	GAME	AVG.	QB TOT	AVG. HI PASS	
		TD	PCT						RATE	OFF GAME
2002	3	12-5	1/0	41.7	35	11.7	49.50	-2	-0.7	26-UA
2004	6	109-63	5/5	57.8	727	121.2	119.79	714	119.0	349-Ky
<b>Totals</b>	<b>9</b>	<b>121-68</b>	<b>6/5</b>	<b>56.2</b>	<b>762</b>	<b>84.7</b>	<b>112.82</b>	<b>712</b>	<b>79.1</b>	<b>349-Ky</b>



## 47 Dustin Colquitt

*Senior, 3L  
Punter  
6-2, 196  
Knoxville*

Full name: **Dustin Farr Colquitt** ... Born: May 6, 1982 ... Academic major: Political science ... Coach at Bearden High School: Bill Young.

**HONORS** - 2004 All-SEC Coaches (2nd) and AP (2nd), Ray Guy Award Semifinalist; 2003 All-America Consensus, Associated Press, Walter Camp, FWA, The Sporting News, Rivals.com, SI.com (2nd), Ray Guy Award Finalist, All-SEC Associated Press, Coaches, Collegefootballnews.com, SEC Special Teams Player of the Week (Sept. 6 and 27); 2002 Ray Guy Award Finalist, All-SEC Associated Press (2nd), Coaches (honorable mention); 2001 Freshman All-SEC

**CAREER** - Games/Started: 51/50 ... 2004 - Games/Started: 12/12 ... 2003 Consensus All-America performer was named to the 2004 Blue Ribbon College Football Yearbook's All-America Team ... Named second-team All-SEC by league coaches ... During the regular season, he averaged 41.3 yards per punt with a long of 61 and 15 downed inside the 20 ... Averaged 51.3 yards on three punts vs. UNLV, including two blasts that were downed inside the Rebels' 20-yard line ... His two punts against Florida averaged 45.0 yards, with one downed inside the Gators' 20-yard line ... Against La. Tech, he averaged 40.0 yards on six punts -- three of which were downed inside the Bulldogs' 20-yard line ... His 35-yard-per-punt average on two kicks vs. Auburn marked his lowest average of the season to that point ... He also had one punt blocked in the Auburn contest ... Averaged 48.0 yards on two punts at Georgia, including a long of 52 yards and one punt that was fair-caught inside the Bulldogs' 20-yard line ... Had a season-high seven punts at Mississippi, with his kicks averaging 40.9 yards ... Also completed his first career pass attempt, which came on a fake punt and went to Chris Hannon for a 19-yard gain and first down to extend UT's second scoring drive vs. the Rebels ... Punted seven times vs. Alabama, posting an average of 40.4 yards per punt and a long of 50 yards ... Averaged 41.1 yards on seven punts at South Carolina, with a long of 53 and one downed inside the 20 ... Punted six times vs. Notre Dame



and averaged 42.5 yards per kick with a long of 59 and one punt downed inside the ND 20 ... Had three kicks at Vanderbilt, with one downed inside the 20 ... Punted six times vs. Auburn in the SEC Championship Game, averaging 40.5 yards per kick.

**PUNTING STATISTICS**

	Punt	Yards	Avg	TB	FC	I20	50+	BLK	Long
2001	51	2,020	39.6	9	10	13	8	0	55-Mem
2002	65	2,833	43.6	9	3	22	17	2	68-Mia
2003	68	3,081	45.3	6	4	21	19	1	67-Fla
2004	52	2,146	41.3	4	12	15	8	1	61-UNLV
<b>Totals</b>	<b>236</b>	<b>10,080</b>	<b>42.71</b>	<b>28</b>	<b>29</b>	<b>71</b>	<b>52</b>	<b>4</b>	<b>68-Mia</b>



**34 Jabari Davis**

Senior, 3L  
Tailback  
6-0, 230  
Stone Mountain, Ga.

Full Name: Jabari O'Have Davis ... Born: July 27, 1983 ... Academic major: Sociology ... Coach at Tucker High School: Phil Lindsey.

**HONORS** - 2003 SEC Offensive Player of the Week (Sept. 20); 2002 SEC Offensive Player of the Week (Oct. 7)

**CAREER** - Games/Started: 49/6 ... 2004 - Games/Started: 12/0 ... Tied for the team lead with seven special-teams tackles during the regular season ... His 22 career TDs are the most of any current Vol ... Continued to thrive in his ongoing role of "Mr. Orange Zone" against Florida, as his TD plunge vs. the Gators gave him six career scores against UF ... His lone carry vs. Mississippi was a 1-yard scoring plunge on Tennessee's first possession ... Had a season-high four carries vs. Alabama.



Dustin Colquitt



**15 Jim Bob Cooter**

Sophomore  
Quarterback  
6-1, 220  
Fayetteville

Full Name: James Robert Cooter ... Born: July 3, 1984 ... Academic major: Sport management ... Coach at Lincoln County High School: Louis Thompson.

**CAREER** - Games/Started: 2/0 ... 2004 - Games/Started: 1/0 ... Reserve QB whose thorough knowledge of the Vols' offense serves him well as he signals play calls into UT's on-field signal callers ... Was awarded the opportunity to play as an upback on Tennessee's kickoff-return team at South Carolina.

**RUSHING STATISTICS**

			NET	AVG	AVG		HIGH
YEAR	G	ATT	YARDS	ATT	GAME	TD	YARDS
2001*	10	11	60	5.5	6.0	2	26-Van 43-Van
2002	13	125	587	4.6	43.8	10	62-SC 135-Ark
2003	13	124	565	4.6	43.5	8	44-Fres 113-Duk
2004	12	18	34	1.9	2.8	2	14-UNLV 16-UNLV
<b>Totals</b>	<b>48</b>	<b>278</b>	<b>1,246</b>	<b>4.5</b>	<b>26.0</b>	<b>22</b>	<b>62-SC 135-Ark</b>

\*Bowl statistics not included prior to 2002.



**86 Brad Cottam**

Freshman  
Tight End  
6-8, 260  
Germantown

Full Name: Bradley Joseph Cottam ... Born: Nov. 28, 1984 ... Academic major: Arts & sciences ... Coach at Evangelical Christian School: Jim Heinz.

2004 - Games/Started: 12/0 ... Had one reception -- the first of his career -- for 18 yards vs. UNLV ... Gained 16 yards on his lone reception in the La. Tech game.

**RECEIVING STATISTICS**

			AVG	AVG		HIGH
YEAR	G	REC	YARDS	REC	GAME	TD
2004	12	2	34	17.0	2.8	0
						18-UNLV 18-UNLV



**70 Cody Douglas**

Junior, 2L  
Offensive Guard  
6-4, 325  
La Marque, Texas

Full Name: Cody Deran Douglas ... Born: Nov. 25, 1983 ... Academic major: Sport management ... Coach at La Marque High School: Larry Walker.

**CAREER** - Games/Started: 30/15 ... 2004 - Games/Started: 8/6 ... Suffered a foot injury at Georgia and did not make the trip to Mississippi ... Also sat out the Alabama game ... Did not start at South Carolina but played most of the second half ... Returned to the starting lineup vs. Notre Dame ... Missed the Vanderbilt and Kentucky games due to the lingering foot injury.



Cody Douglas

# Meet The Vols



C.J. Fayton



Roshaun Fellows



## 84

### Jomo Fagan

Junior, 2L  
Wide Receiver  
6-2, 195  
Plantation, Fla.

Full name: Jomo Jawara Fagan ... Born: Oct. 29, 1982 ... Academic major: Psychology ... Coach at St. Thomas Aquinas High School: George Smith.

**CAREER** - Games/Started: 26/1 ... **2004** - Games/Started: 4/0 ... Saw his first action of the season in the Florida game and played in three other contests.

#### RECEIVING STATISTICS

YEAR	G	REC	YARDS	AVG		TD	HIGH	
				REC	GAME		LONG	YARDS
2002	11	4	45	11.2	4.1	1	19-Wyo	28-Wyo
2003	11	3	47	15.7	4.3	0	21-Fres	21-Fres
2004	4	0	0	0.0	0.0	0	--	--
<b>Totals</b>	<b>26</b>	<b>7</b>	<b>92</b>	<b>13.1</b>	<b>3.5</b>	<b>1</b>	<b>21-Fres</b>	<b>28-Wyo</b>



## 17

### C.J. Fayton

Junior, 2L  
Wide Receiver  
6-2, 195  
Virginia Beach, Va.

Full name: Charles Earl Fayton Jr. ... Born: June 7, 1983 ... Academic major: Sport management ... Coach at Princess Anne High School: Jeff Ballance.

**HONORS** - 2003 Academic All-SEC

**CAREER** - Games/Started: 38/4 ... **2004** - Games/Started: 12/1 ... His two receptions against UNLV included a 42-yard TD toss from Brent Schaeffer ... Hauled in a 13-yard TD pass from Erik Ainge in the win over La. Tech ... Was the Vols' leading receiver vs. Auburn, gaining 49 yards on four receptions ... Had a pair of catches at Georgia ... Caught two passes at Mississippi for a net gain of 19 yards ... His lone catch vs. Alabama went for 20 yards ... Was on the receiving end of a well-placed 55-yard toss from Brent Schaeffer that extended the Vols' game-tying drive late in the second quarter at South Carolina ... Had three catches for 15 yards at Vanderbilt ... Had four catches for 45 yards vs. Kentucky but drew the most cheers for his 53-yard completion to Robert Meachem (the first pass attempt of his career).

#### RECEIVING STATISTICS

YEAR	G	REC	YARDS	AVG		TD	HIGH	
				REC	GAME		LONG	YARDS
2002	13	11	165	15.0	12.7	1	56-MSU	56-MSU
2003	13	15	165	11.0	12.7	1	29-Ala	56-Ala
2004	12	21	285	13.6	23.8	2	55-SC	60-SC
<b>Totals</b>	<b>38</b>	<b>47</b>	<b>615</b>	<b>13.1</b>	<b>16.2</b>	<b>4</b>	<b>56-MSU</b>	<b>60-SC</b>



## 36

### Roshaun Fellows

Freshman  
Defensive Back  
6-0, 185  
Warren, Ark.

Full Name: Roshaun Michael Fellows ... Born: July 20, 1985 ... Academic major: Arts & sciences ... Coach at Warren High School: James "Bo" Hembree.

**HONORS** - 2004 Freshman All-America *Rivals.com* and *The Sporting News*, Freshman All-SEC *The Sporting News*.

**2004** - Games/Started: 11/7 ... Named to the *Rivals.com* 2004 Freshman All-America Team (1st) ... Led the team in passes defended (13) and ranked second in INTs (3) ... Tallied five tackles and one PBU while making his first career start against UNLV ... Broke up a pass and logged seven tackles vs. La. Tech ... Made his second career start in the Auburn game, totaling three tackles and three passes-defended ... Also made his first career INT when he picked-off a Jason Campbell pass in the fourth quarter vs. Auburn ... Made two tackles and broke up a pass at Georgia ... Posted one tackle at Mississippi ... Broke up two passes and made four tackles vs. Alabama ... Totaled five tackles, two PBUs and an athletic INT in the end zone at South Carolina ... Made two tackles and had two PBUs vs. Notre Dame ... Totaled four tackles, including one PBU, and also made his third INT of the season at Vanderbilt ... Was held out of the Kentucky game with an injury ... Made two tackles vs. Auburn in the SEC Championship Game.

#### DEFENSIVE STATISTICS

YEAR	G	UT	AT	TT	SACKS/TFL/			PBU	INT/ HIGH		
					YDS	YDS	FF		FR	YDS	TKLE
2004	11	23	13	36	0/0	1/3	0	0	10	3/8	7-IT



## 73

### Michael Frogg

Freshman  
Offensive Lineman  
6-4, 290  
Kingston

Full Name: Michael Thomas Frogg ... Born: Feb. 24, 1984 ... Academic major: Arts & sciences ... Coach at Roane County High School: Vic King.

**2004** - Games/Started: 2/0 ... Saw action on the offensive front vs. UNLV and South Carolina.



# 37 Antonio Gaines

Freshman  
Defensive Back  
5-9, 180  
Covington

Full Name: Antonio Dejuan Gaines ... Born: Nov. 25, 1984 ... Academic major: Arts & sciences ... Coach at Covington High School: Jake Linville.

2004 - Games/Started: 5/0 ... Made one stop vs. UNLV in the Vols' season-opener (his collegiate playing debut) ... Saw action in five regular-season games.



# 44 Omar Gaither

Junior, 2L  
Linebacker  
6-2, 225  
Charlotte, N.C.

Full name: Omar Thabiti Gaither ... Born: March 18, 1984 ... Academic major: Sport management ... Coach at Myers Park High School: Tommy Strahan.

HONORS - 2004 All-SEC Coaches (2nd); 2003 SEC Freshmen Academic Honor Roll

CAREER - Games/Started: 37/10 ... 2004 - Games/Started: 12/10 ... Ranked third on the team with 88 tackles during the regular season ... Logged five tackles during the Vols' victory over UNLV ... Totaled four stops vs. Florida ... Made the most of his first career start, posting a team-leading 11 tackles and recording an INT against La. Tech ... Forced a fumble and tallied five tackles, including one for loss, vs. Auburn ... Led Tennessee's defensive effort at Georgia, totaling nine tackles (eight solo), including two for loss and his first career sack ... Had five tackles, one TFL and one PBU in the Vols win at Mississippi ... Had seven tackles vs. Alabama and was in on a critical stop on a third-and-1 play that stalled a third-quarter Crimson Tide drive ... At South Carolina, he made seven tackles, including one for loss and also returned an INT 20 yards ... Posted four stops vs. Notre Dame ... Logged six tackles and a TFL at Vanderbilt ... Totaled seven stops and one QB hurry vs. Kentucky ... Racked up a career-high 18 tackles, including three for loss, vs. Auburn in the SEC Championship Game (his 18 stops were the most by a Vol in a single game all season).

### DEFENSIVE STATISTICS

YEAR	G	UT	AT	TT	SACKS/ TFL/			INT/	HIGH		
					YDS	YDS	FF			FR	PBU
2002	13	11	6	17	0/0	0/0	0	0	0/0	4-MSU	
2003	12	15	8	23	0/0	3/9	0	0	0/0	5-Aub	
2004	12	69	19	88	2/9	11.5/28	1	0	2	2/20	18-Aub
<b>Totals</b>	<b>37</b>	<b>95</b>	<b>33</b>	<b>128</b>	<b>2/9</b>	<b>14.5/37</b>	<b>1</b>	<b>0</b>	<b>2</b>	<b>2/20</b>	<b>18-Aub</b>




# 74 Richie Gandy

Junior  
Center/Guard  
6-5, 315  
Darlington, S.C.

Full name: Richard Lee Gandy ... Born: Dec. 28, 1982 ... Academic major: Sport management ... Coach at Darlington High School: Gerald Harrison.

HONORS - 2002 Academic All-SEC

CAREER - Games/Started: 18/4 ... 2004 - Games/Started: 10/4 ... Made his first career start (right guard) when the Vols visited his home state of South Carolina Oct. 30 ... Played most of the second half vs. Notre Dame ... Started at center vs. Vanderbilt but, incredibly, made numerous shifts and saw action at every line position except left guard against the Commodores ... Started at right guard in the last two games of the regular season.



# 38 Ben Greene

Freshman  
Defensive Back  
6-0, 205  
Jonesboro, Ga.

Full Name: Benjamin Elijah Greene ... Born: May 1, 1985 ... Academic major: Arts & sciences ... Coach at Westlake High School: Dallas Allen.

2004 - Games/Started: 7/0 ... The Florida game marked his collegiate playing debut ... Made a special-teams tackle at South Carolina and another vs. Auburn in the SEC Championship Game.




# 82 Bill Grimes

Freshman  
Wide Receiver  
6-4, 200  
Douglasville, Ga.

Full Name: William Anjrome Grimes ... Born: Oct. 18, 1984 ... Academic major: Arts & sciences ... Coach at Chapel Hill High School: Steve Rodick.

2004 - Games/Started: 1/0 ... Saw action in the La. Tech game, marking his first game action as a Vol.



Omar Gaither



Richie Gandy

2004 VOLUNTEERS

# Meet The Vols



Chris Hannon



## 94 Jason Hall

Junior, 2L  
Defensive End  
6-3, 265  
Marietta, Ga.

Full name: Jason Rollins Hall ... Born: Oct. 31, 1983 ... Academic major: Sport management ... Coach at McCallie School: Ralph Potter.

**HONORS** - 2004 SEC Defensive Player of the Week (Oct. 9)

**CAREER** - Games/Started: 32/0 ... 2004 - Games/Started: 12/0 ... His two tackles against UNLV included a sack for a 7-yard loss ... Logged three tackles vs. La. Tech ... Tallied three stops vs. Auburn ... Was an extremely disruptive force while playing in his home state of Georgia, enjoying his best career game when the Vols upset UGA ... Established new career highs for tackles (seven), TFLs (three) and sacks (two) and also caused two QB hurries vs. the Bulldogs ... Earned SEC Defensive Player of the Week honors for his performance at Georgia ... Had two stops vs. Alabama ... Made five tackles at Vanderbilt and two vs. Kentucky ... Had two tackles and a QB hurry vs. Auburn in the SEC Championship Game.

### DEFENSIVE STATISTICS

YEAR	G	UT	AT	TT	SACKS/ TFL/				INT/	HIGH	
					YDS	YDS	FF	FR			PBU
2002	7	1	1	2	0/0	0/0	0	0	0	0/0	2-Wyo
2003	13	12	9	21	1/11	2.5/16	0	0	0	0/0	4-2x
2004	12	17	9	26	3/13	4/16	0	0	1	0/0	7-UGA
<b>Totals</b>	<b>32</b>	<b>30</b>	<b>19</b>	<b>49</b>	<b>4/24</b>	<b>6.5/32</b>	<b>0</b>	<b>0</b>	<b>1</b>	<b>0/0</b>	<b>7-UGA</b>



Parys Haralson



## 13 Chris Hannon

Junior, 2L  
Wide Receiver  
6-4, 195  
Sarasota, Fla.

Full name: Christopher Lee Hannon ... Born: Feb. 18, 1984 ... Academic major: Communications ... Coach at Riverview High School: John Sprague.

**CAREER** - Games/Started: 34/12 ... 2004 - Games/Started: 12/11 ... Caught three passes for 35 yards vs. UNLV ... Led all Vols receivers with eight catches for 89 yards against Florida ... Had one catch for 13 yards vs. Auburn ... Scored his first TD of the season in the fourth quarter of the win at Georgia (a 4-yard pass from Erik Ainge), making him the 13th different Vol to score a TD on the season ... Gained 19 yards on his lone catch at Mississippi ... His two catches for 28 yards at South Carolina included a 24-yard TD from Erik Ainge ... Caught one pass for 15 yards vs. Notre Dame, and had a 10-yard catch vs. Kentucky.

### RECEIVING STATISTICS

YEAR	G	REC	YARDS	AVG		TD	LONG	HIGH
				REC	GAME			
2002	9	3	33	11.0	3.7	0	19-Wyo	26-Wyo
2003	13	21	319	15.2	24.5	7	38-Van	95-Aub
2004	12	18	211	11.7	17.6	2	24-SC	89-Fla
<b>Totals</b>	<b>34</b>	<b>42</b>	<b>563</b>	<b>13.4</b>	<b>16.6</b>	<b>9</b>	<b>38-Van</b>	<b>95-Aub</b>



## 98 Parys Haralson

Junior, 2L  
Defensive End  
6-2, 255  
Flora, Miss.

Full name: Parys Sharron Haralson ... Born: Jan. 24, 1984 ... Academic major: Sociology ... Coach at Madison Central High School: Mike Justice.

**HONORS** - 2004 All-SEC AP (2nd), SEC Defensive Player of the Week (Oct. 16); 2003 SEC Freshmen Academic Honor Roll; 2002 Freshman All-SEC The (Knoxville) News Sentinel

**CAREER** - Games/Started: 38/21 ... 2004 - Games/Started: 12/11 ... Elected team captain for the 2004 season ... Haralson and defensive back Jason Allen are the second set of junior captains in as many years ... Led the team in QB hurries (21) and ranked second in TFLs (13.5) ... His 21 hurries tie for the most ever by a Vol in a single season ... Posted four tackles, including a sack for an eight-yard loss in the season opener vs. UNLV ... Tallied four stops and caused three QB hurries during UT's win over Florida ... Credited with three QB hurries and four tackles in the loss to Auburn ... Made one tackle and caused two QB hurries while playing hurt at Georgia ... Played the game of his career in his home state of Mississippi, setting new career highs for tackles (10), TFLs (five) and tying his career high for sacks (two) during the Vols' win vs. the Mississippi Rebels ... Named SEC Defensive Player of the Week following his performance in Oxford ... Before Tennessee's defense took the field vs. Alabama, he told his teammates to watch as he scored a TD; Moments later, he scooped up a fumble on the Tide's second play from scrimmage and rumbled 18 yards for his first career score ... Logged seven tackles, including three for loss and two sacks and also forced a fumble at South Carolina ... Reached the 100-career tackle mark by logging three stops vs. Notre Dame ... Was a one-man wrecking crew at Vanderbilt, as he had a hand in three of the Commodores' four turnovers (forcing one fumble, recovering another and hitting QB Jay Cutler as he threw a pass that was intercepted) ... Had three tackles vs. Kentucky ... Tallied two stops vs. Auburn in the SEC Championship Game.

### DEFENSIVE STATISTICS

YEAR	G	UT	AT	TT	SACKS/ TFL/				INT/	HIGH	
					YDS	YDS	FF	FR			PBU
2002	13	14	11	25	1/15	2/20	0	0	0	0/0	5-Ark
2003	13	30	14	44	4.5/36	14.5/62	0	1	1	0/0	5-3x
2004	12	34	9	43	7/36	13.5/53	2	2	0	0/0	10-Miss
<b>Totals</b>	<b>38</b>	<b>78</b>	<b>34</b>	<b>112</b>	<b>12.5/87</b>	<b>30/135</b>	<b>2</b>	<b>3</b>	<b>1</b>	<b>0/0</b>	<b>10-Miss</b>



# 92 Justin Harrell

*Sophomore, 1L  
Defensive Tackle  
6-4, 300  
Martin*

Full name: Justin Tyrell Harrell ... Born: Feb. 14, 1984 ... Academic major: Sport management ... Coach at Westview High School: Don Coady.

**CAREER** - Games/Started: 20/11 ... **2004** - Games/Started: 12/11 ... Posted one tackle, one PBU and one QB hurry in the victory over UNLV (his first career start) ... Added two stops, including one for loss, vs. Florida ... Made three tackles and posted a half-sack vs. La. Tech ... Credited with three tackles and one PBU in the Auburn game ... At No. 3 Georgia, he forced and recovered a fumble (on the same play), made two tackles and broke up two passes ... Made three stops and was credited with two QB hurries at Mississippi ... Caused two QB hurries and made one tackle vs. Alabama ... Made a career-high four tackles, including a career-high two TFLs, at South Carolina ... Tallied two stops and two QB hurries vs. Notre Dame ... Posted one tackle, one QB hurry and also recovered a fumble at Vanderbilt ... Was forced to leave the Kentucky game with an injury ... Returned to play vs. Auburn in the SEC Championship Game and posted one tackle.

### DEFENSIVE STATISTICS

YEAR	G	UT	AT	TT	SACKS/ TFL/		INT/ HIGH				
					YDS	YDS	FF	FR	PBU	YDS	TKLE
2003	8	5	5	10	0/0	1/4	0	0	1	0/0	3-Duk
2004	12	14	9	23	0.5/12	3.5/26	1	2	4	0/0	4-SC
<b>Totals</b>	<b>20</b>	<b>19</b>	<b>14</b>	<b>33</b>	<b>0.5/12</b>	<b>4.5/30</b>	<b>1</b>	<b>2</b>	<b>5</b>	<b>0/0</b>	<b>4-SC</b>



# 91 LaRon Harris

*Sophomore  
Defensive Tackle  
6-3, 300  
Memphis*

Full name: LaRon Harris ... Born: May 15, 1984 ... Academic major: Communications ... Coach at Kingsbury High School: Duron Sutton.

**CAREER** - Games/Started: 12/0 ... **2004** - Games/Started: 8/0 ... Made one solo tackle in the Vols' win over Florida ... Made two tackles vs. La. Tech.

### DEFENSIVE STATISTICS

YEAR	G	UT	AT	TT	SACKS/ TFL/		INT/ HIGH				
					YDS	YDS	FF	FR	PBU	YDS	TKLE
2003	4	1	1	2	0/0	0/0	0	0	0	0/0	2-UGA
2004	8	2	2	4	0/0	0/0	0	0	0	0/0	2-IT
<b>Totals</b>	<b>12</b>	<b>3</b>	<b>3</b>	<b>6</b>	<b>0/0</b>	<b>0/0</b>	<b>0</b>	<b>0</b>	<b>0</b>	<b>0/0</b>	<b>2-2x</b>



# 33 Jonathan Hefney

*Freshman  
Defensive Back  
5-10, 172  
Rock Hill, S.C.*

Full name: Jonathan J. Hefney ... Born: Feb. 27, 1985 ... Academic major: Arts & sciences ... Coach at Rock Hill High School: Jim Ringer ... Coach at Hargrave Military Academy: Robert Prunty.

**HONORS** - **2004** Freshman All-America Rivals.com (2nd) and The Sporting News (2nd), Freshman All-SEC The Sporting News.

**2004** - Games/Started: 12/11 ... Ranked second on the squad with 11 passes defended ... Tallied three solo stops vs. UNLV ... Made his first career start when the Vols hosted Florida and made seven tackles ... Also gained 11 yards on a pair of punt returns vs. the Gators ... A half-sack for a 12-yard loss highlighted his three-tackle effort against La. Tech ... Posted five tackles and one PBU vs. Auburn ... Ranked third on the team with six tackles at Georgia, while also posting a game-high three PBUs ... Also returned five punts for 41 yards (with a long of 14 yards) vs. the Bulldogs ... Made five tackles at Mississippi ... Set a new career-high with eight tackles vs. Alabama while also breaking up a pass ... Made his first career INT when the Vols visited his home state to face South Carolina ... Posted five tackles and a PBU vs. Notre Dame ... Tallied six tackles and a career-high three PBUs at Vanderbilt ... Totaled four tackles and a PBU vs. Kentucky ... Tied his season-high with eight tackles vs. Auburn in the SEC Championship Game.

### DEFENSIVE STATISTICS

YEAR	G	UT	AT	TT	SACKS/ TFL/		INT/ HIGH				
					YDS	YDS	FF	FR	PBU	YDS	TKLE
2004	12	50	11	61	0.5/12	2.5/17	0	0	10	1/1	8-2x



# 19 John Henderson

*Senior, 1L  
Holder/Punter  
6-0, 220  
Germantown*


Full name: John Clifton Henderson ... Born: May 16, 1981 ... Academic major: Sport management ... Coach at Briarcrest Christian School: Hugh Freeze.

**HONORS** - **2003** Academic All-SEC; **2002** Academic All-SEC

**CAREER** - Games/Started: 29/0 ... **2004** - Games/Started: 12/0 ... Veteran sure-handed holder handled placements on all Vols FG and PAT attempts this season ... Logged one special-teams tackle vs. Kentucky.



Jonathan Hefney



John Henderson

2004 VOLUNTEERS

# Meet The Vols



**Cedric Houston**

## Houston's Game-by-Game Stats

2001	Opponent	NO	YDS	AVG	TD	LG
	Syracuse	7	16	2.3	0	6
	at Arkansas	0	0	0.0	0	0
	LSU	0	0	0.0	0	0
	Georgia	0	0	0.0	0	0
	at Alabama	0	0	0.0	0	0
	South Carolina	0	0	0.0	0	0
	at Notre Dame	0	0	0.0	0	0
	Memphis	6	36	6.0	0	20
	at Kentucky	0	0	0.0	0	0
	Vanderbilt	5	54	10.8	1	20
	at Florida	0	0	0.0	0	0
	vs. LSU^	0	0	0.0	0	0
<b>Totals</b>		<b>18</b>	<b>106</b>	<b>5.9</b>	<b>1</b>	<b>20</b>

2002	Opponent	NO	YDS	AVG	TD	LG
	vs. Wyoming	10	106	10.6	2	46
	MTSU	13	74	5.7	1	15
	Florida	1	5	5.0	0	5
	Rutgers	4	8	2.0	0	2
	Arkansas	INJ				
	at Georgia	0	0	0.0	0	0
	Alabama	1	3	3.0	0	3
	at S. Carolina	30	108	3.6	0	12
	Miami (Fla.)	14	111	7.9	0	74
	at Miss. State	32	149	4.7	2	34
	vs. Vanderbilt	25	140	5.6	1	36
	Kentucky	14	41	2.9	0	7
	vs. Maryland#	9	34	3.8	0	9
<b>Totals</b>		<b>153</b>	<b>779</b>	<b>5.1</b>	<b>6</b>	<b>74</b>

2003	Opponent	NO	YDS	AVG	TD	LG
	Fresno State	19	161	8.5	0	25
	Marshall	26	160	6.2	0	50
	at Florida	12	25	2.1	0	7
	South Carolina	24	86	3.6	1	15
	at Auburn	5	10	2.0	0	6
	Georgia	11	48	4.4	0	13
	at Alabama	16	83	5.2	0	16
	Duke	INJ				
	at Miami (Fla.)	9	45	5.0	0	11
	Mississippi St.	3	6	2.0	0	3
	Vanderbilt	6	10	1.5	0	6
	at Kentucky	12	87	7.2	1	27
	vs. Clemson#	6	25	4.0	0	16
<b>Totals</b>		<b>149</b>	<b>746</b>	<b>51.7</b>	<b>2</b>	<b>50</b>

2004	Opponent	NO	YDS	AVG	TD	LG
	UNLV	12	97	8.1	0	25
	Florida	9	53	5.9	0	15
	La. Tech	16	160	10.0	2	37
	Auburn	15	55	3.7	0	13
	at Georgia	16	32	1.8	0	7
	at Mississippi	6	4	0.7	0	5
	Alabama	7	30	4.3	0	13
	at S. Carolina	15	190	12.7	1	65
	Notre Dame	18	65	3.6	0	25
	at Vanderbilt	19	97	5.1	3	13
	Kentucky	24	127	5.3	0	26
	vs. Auburn^	11	37	3.4	1	14
<b>Totals</b>		<b>168</b>	<b>943</b>	<b>5.6</b>	<b>7</b>	<b>65</b>
<b>CAREER</b>		<b>488</b>	<b>2,572</b>	<b>5.3</b>	<b>16</b>	<b>74</b>

^ SEC Championship Game #Chick-fil-A Peach Bowl



## 30 David Holbert

Freshman  
Fullback  
6-2, 235  
Nashville

Full Name: David Richard Montrel Holbert ... Born: Aug. 2, 1986 ... Academic major: Arts & sciences ... Coach at Brentwood Academy High School: Carlton Flatt.

2004 - Games/Started: 11/0 ... Gained one yard vs. La. Tech on his first career carry ... Caught one pass for five yards vs. Florida ... His first career TD came on a 21-yard strike from Erik Ainge at South Carolina ... Caught a 5-yard pass vs. Kentucky.

### RECEIVING STATISTICS

YEAR	G	REC	YARDS	AVG	AVG	TD	LONG	HIGH
2004	11	3	31	10.3	2.8	1	21-SC	21-SC



## 41 Jared Hostetter

Freshman  
Defensive End  
6-5, 265  
Louisia, Ky.

Full Name: Martin Jared Hostetter ... Born: Oct. 11, 1984 ... Academic major: Arts & sciences ... Coach at Lawrence County High School: Gary McPeck.

2004 - Games/Started: 2/0 ... Did not play until the eighth game of the season due to an ankle injury ... Also played vs. Auburn in the SEC Championship Game and logged his first career tackle.



## 21 Cedric Houston

Senior, 3L  
Tailback  
6-0, 220  
Clarendon, Ark.

Full name: Cedric Leonard Houston ... Born: June 28, 1982 ... Academic major: Sociology ... Coach at Clarendon High School: Bobby Hart.

HONORS - 2004 All-SEC Coaches (2nd); 2003 All-SEC Coaches (2nd)

CAREER - Games/Started: 49/27 ... 2004 - Games/Started: 12/9 ... Finished the regular season with 2,572

career rushing yards to rank sixth on UT's all-time list ... Looked crisp while gaining 97 yards on only 12 carries before an ankle injury forced him to leave the season-opening UNLV contest in the second half ... Battled back to retain his starting position vs. Florida and netted 52 yards on nine carries in the winning effort ... Broke loose for 160 yards on only 16 carries (a 10.0-yard avg.) and two TDs vs. La. Tech ... Rushed for 55 yards on 15 carries and also caught one pass for eight yards against Auburn ... Gained 28 yards on 16 carries at Georgia, but that was enough to put him over the 2,000 career rushing-yards mark (making him the 11th Vol to do so all-time) ... His seven carries vs. Alabama gave him 401 for his career and moved him into 10th place on UT's all-time rushing-attempts list ... Had a spectacular outing at South Carolina, rushing for a career-high 190 yards and one TD on 15 carries ... Rushed for 65 yards on 18 carries vs. Notre Dame and enjoyed his best career receiving day with 78 yards and a TD on four catches ... A career-high three TDs highlighted his 97-yard performance at Vanderbilt ... Had his 10th career 100-yard game when he gained 127 yards on 24 carries vs. Kentucky ... Ran for 37 yards in the SEC Championship Game vs. Auburn.

### RUSHING STATISTICS

YEAR	G	ATT	YARDS	NET	AVG	AVG	TD	LONG	HIGH
2001	12	18	106	5.9	8.8	1	20-Van	54-Van	
2002	12	153	779	5.1	64.9	6	74-Mia	149-MSU	
2003	12	149	744	5.0	62.0	2	50-Mar	161-Fres	
2004	12	168	943	5.6	78.6	7	65-SC	190-SC	
<b>Totals</b>	<b>48</b>	<b>488</b>	<b>2,572</b>	<b>5.3</b>	<b>53.6</b>	<b>16</b>	<b>74-Mia</b>	<b>190-SC</b>	

### RECEIVING STATISTICS

YEAR	G	REC	YARDS	AVG	AVG	TD	LONG	HIGH
2001	12	0	0	0.0	0.0	0	--	--
2002	12	9	55	6.1	4.6	0	18-Ky	27-Ky
2003	12	14	134	9.6	11.2	0	18-Mar	31-Mar
2004	12	15	179	11.9	14.9	1	56-ND	78-ND
<b>Totals</b>	<b>48</b>	<b>38</b>	<b>368</b>	<b>9.7</b>	<b>7.7</b>	<b>1</b>	<b>56-ND</b>	<b>78-ND</b>



## 29 Inquoris Johnson

Freshman  
Defensive Back  
6-0, 170  
Atlanta, Ga.

Full Name: Inquoris Desmond Chade Johnson ... Born: Feb. 12, 1986 ... Academic major: Arts & sciences ... Coach at Crim High School: Darren Myles.

2004 - Games/Started: 9/0 ... Posted one tackle and a PBU vs. La. Tech ... Did not play vs. UNLV, Florida and Mississippi.



# 71 Steven Jones

Freshman  
Offensive Tackle  
6-4, 310  
Brentwood

Full Name: Steven Jones ... Born: Dec. 21, 1984 ... Academic major: Arts & sciences ... Coach at Brentwood High School: Ron Crawford.

2004 - Games/Started: 2/0 ... Saw action vs. UNLV and La. Tech ... Placed on the travel roster for the Mississippi game in place of the injured Cody Douglas.



# 39 Ryan Karl

Freshman  
Linebacker  
6-0, 205  
Franklin

Full name: Ryan Matthew Karl ... Born: Aug. 13, 1985 ... Academic major: Arts & sciences ... Coach at Battle Ground Academy: Tim Moore.

2004 - Games/Started: 10/0 ... Made a career-high three tackles at South Carolina ... Did not play vs. UNLV and Florida.

### DEFENSIVE STATISTICS

YEAR	G	UT	AT	TT	SACKS/ TFL/			FF	FR	PBU	INT/	HIGH
					YDS	YDS	YDS					
2004	10	5	0	5	0/0	0/0	0	0	0	0/0	0/0	3-SC



# 23 Corey Larkins

Senior, 3L  
Defensive Back  
5-8, 205  
Opelika, Ala.

Full name: Corey LeVance Larkins ... Born: Oct. 23, 1981 ... Academic major: Sociology ... Coach at Opelika High School: Spence McCracken.

CAREER - Games/Started: 49/0 ... 2004 - Games/Started: 12/0 ... Was the Vols' leading kick returner, with a 17.2-yard average on 14 returns ... Gained 51 yards on nine rushing attempts and looked particularly elusive on a 23-yard TD scamper in the fourth quarter vs. UNLV ... Netted 13 yards on four carries against Florida, and returned one kickoff for 17 yards ... Gained 52 yards on three kickoff returns vs. Auburn (with a long of 19 yards)

... In the week of practice leading up to the Georgia game, he began to get practice reps in the defensive backfield ... At Georgia, he returned one kickoff 33 yards to the UT 35-yard line, giving the Vols comfortable field position for their final drive of the game ... Returned three kickoffs for 58 yards and also made a special-teams tackle at Mississippi ... Made one tackle from the safety position vs. Alabama ... Returned two kickoffs for 36 yards and also made one tackle at South Carolina ... Fielded three kickoffs vs. Notre Dame and gained 32 return yards ... Credited with his first career TFL when he forced QB Jay Cutler to fumble at Vanderbilt ... Made two tackles vs. Auburn in the SEC Championship Game.

### DEFENSIVE STATISTICS

YEAR	G	UT	AT	TT	SACKS/ TFL/			FF	FR	PBU	INT/	HIGH
					YDS	YDS	YDS					
2001*	10	1	2	3	0/0	0/0	0	0	0	0/0	0/0	1-3x
2002	13	7	6	13	0/0	0/0	0	0	6	0/0	0/0	3-Wyo
2003	13	1	3	4	0/0	0/0	0	1	0	0/0	0/0	2-Fres
2004	12	7	1	8	0/0	1/13	1	1	0	0/0	0/0	2-2x
<b>Totals</b>	<b>48</b>	<b>16</b>	<b>12</b>	<b>28</b>	<b>0/0</b>	<b>1/13</b>	<b>1</b>	<b>1</b>	<b>6</b>	<b>0/0</b>	<b>0/0</b>	<b>3-Wyo</b>

### RUSHING STATISTICS

YEAR	G	ATT	YARDS	NET	AVG	AVG	TD	LONG	YARDS
2001*	10	17	78	4.6	7.8	2	38-Syr	59-Syr	
2002	13	0	0	0.0	0.0	0	--	--	
2003	13	23	114	5.0	8.8	0	23-Ala	44-Ala	
2004	12	16	74	4.6	6.2	1	23-UNLV	49-UNLV	
<b>Totals</b>	<b>48</b>	<b>56</b>	<b>266</b>	<b>4.8</b>	<b>5.5</b>	<b>3</b>	<b>38-Syr</b>	<b>59-Syr</b>	

### KICKOFF RETURN STATISTICS

YEAR	G	NO	YARDS	AVG	AVG	TD	LONG	YARDS
2001*	10	4	68	17.0	6.8	0	28-LSU2	38-Fla
2002	13	26	611	23.5	47.0	0	70-Wyo	129-Ala
2003	13	19	387	20.4	29.8	0	33-2x	75-SC
2004	12	14	241	17.2	20.1	0	33-UGA	58-Miss
<b>Totals</b>	<b>48</b>	<b>63</b>	<b>1,307</b>	<b>20.7</b>	<b>27.2</b>	<b>0</b>	<b>70-Wyo</b>	<b>129-Ala</b>

\*Bowl statistics not included prior to 2002.



# 12 C.J. Leak

Senior, 2L  
Quarterback  
6-4, 235  
Charlotte, N.C.

Full name: Curtis James Leak Jr. ... Born: Aug. 7, 1981 ... Academic major: Political science ... Coach at Independence High School: Rusty Jester.

CAREER - Games/Started: 19/4 ... 2004 - Games/Started: 1/0 ... Saw action at the tight end position in UT's opener vs. UNLV ... Moved from tight end to safety before settling in at linebacker prior to the Florida game ... Made a final switch to quarterback prior to the Vanderbilt game after freshmen Brent Schaeffer and Erik Ainge went down with injuries.



Corey Larkins

2004 VOLUNTEERS

# Meet The Vols



Jesse Mahelona



## 66

### David Ligon

Sophomore  
Offensive Guard  
6-5, 285  
Memphis

Full Name: David Christopher Ligon ... Born: Jan. 12, 1984 ... Academic major: Finance ... Coach at Christian Brothers High School: G. David Ligon.

**CAREER** - Games/Started: 8/0 ... **2004** - Games/Started: 8/0 ... Made his playing debut in the opener vs. UNLV ... Played in eight games but saw his most extensive playing time during the win at Vanderbilt ... Also a contributor in the Kentucky game.



## 55

### Jesse Mahelona

Junior  
Defensive Tackle  
6-2, 300  
Kailua-Kona, Hawaii

Full Name: Jesse Kahuanani Mahelona ... Born: April 7, 1983 ... Academic major: Sociology/criminal justice ... Coach at Kealakehe High School: Sam Papalii.

**HONORS** - 2004 All-America The Sporting News, All-SEC AP and Coaches (2nd), SEC Defensive Lineman of the Week (Nov. 6).

**CAREER** - Games/Started: 12/10 ... **2004** - Games/Started: 12/10 ... Leads the team and the SEC with 18.5 TFLs and ranks among sack leaders with 5.5 ... In his first outing as a Vol, he started and tallied four tackles vs. UNLV ... His four stops against Florida included two TFLs (including a sack of Gator signal caller Chris Leak for a nine-yard loss) ... Contributed nine tackles (two for loss) and a QB hurry vs. Auburn ... His three tackles at Georgia were all made behind the line of scrimmage, including two sacks for a combined loss of 21 yards ... Notched one tackle for loss early in the Mississippi game, but was forced to leave the game soon thereafter with a knee injury ... Did not practice at all in the week leading up to the Alabama game, but entered the contest late and wreaked havoc during his 30 snaps of action ... Credited with two tackles against the Crimson Tide, including a sack for a loss of 15 yards ... A pair of TFLs were among his four stops at South Carolina ... Made five TFLs and a sack on his way to SEC Defensive Lineman of the Week honors vs. Notre Dame ... Tallied three tackles vs. Kentucky ... Posted five stops and two TFLs vs. Auburn in the SEC Championship game.

#### DEFENSIVE STATISTICS

YEAR	G	UT	AT	TT	SACKS/ TFL/				INT/	HIGH	
					YDS	YDS	FF	FR			PBU
2004	12	28	14	42	5.5/56	18.5/82	0	0	0	0/0	9-Aub

Turk McBride



## 90

### Turk McBride

Sophomore, 1L  
Defensive Tackle  
6-4, 260  
Camden, N.J.

Full name: Claude Maurice McBride ... Born: May 30, 1985 ... Academic major: Arts & sciences ... Coach at Woodrow Wilson High School: Mike McBride.

**HONORS** - 2004 SEC Defensive Lineman of the Week (Oct. 23).

**CAREER** - Games/Started: 20/4 ... **2004** - Games/Started: 12/4 ... Forced a fumble in the season opener vs. UNLV ... Made three tackles against Florida while taking snaps at both end and tackle ... His stat line vs. La. Tech included two tackles (one sack for a two-yard loss) and three QB hurries ... Improved his career-high to nine tackles during a solid performance vs. Auburn, which included two TFLs ... Tallied three stops at Georgia and added two more one week later at Mississippi ... Made his first start from the defensive tackle position and posted seven tackles vs. Alabama ... On Bama's second play from scrimmage, he broke through the line and forced a fumble, which UT recovered and returned for a TD ... Named SEC Defensive Lineman of the Week for his efforts vs. Alabama ... Had three tackles and a sack vs. Notre Dame ... Posted four tackles, including two TFLs at Vanderbilt ... Made one tackle and broke up a pass vs. Kentucky ... Totaled two tackles, two QB hurries and a fumble recovery vs. Auburn in the SEC Championship Game.

#### DEFENSIVE STATISTICS

YEAR	G	UT	AT	TT	SACKS/ TFL/				INT/	HIGH	
					YDS	YDS	FF	FR			PBU
2003	8	0	1	1	0/0	0/0	0	0	1	0/0	1-Van
2004	12	22	14	36	3/13	8/24	2	1	1	0/0	9-Aub
<b>Totals</b>	<b>20</b>	<b>22</b>	<b>15</b>	<b>37</b>	<b>3/13</b>	<b>8/24</b>	<b>2</b>	<b>1</b>	<b>2</b>	<b>0/0</b>	<b>9-Aub</b>



## 83

### Victor McClure

Senior, 2L  
Tight End  
6-4, 310  
Hixson

Full name: Victor Michael McClure ... Born: May 28, 1981 ... Academic major: Sociology ... Coach at Soddy-Daisy High School: Glen Ryan.

**CAREER** - Games/Started: 36/10 ... **2004** - Games/Started: 8/3 ... Was suspended for Tennessee's first three games ... Dressed out for the Auburn game but did not see action ... Played sparingly at Georgia ... Made his first start of the season when the Vols visited South Carolina ... Also started vs. Kentucky and vs. Auburn in the SEC title game.



# 95 Tony McDaniel

*Sophomore, 1L  
Defensive Tackle  
6-7, 300  
Columbia, S.C.*

Full name: **Anthony Dewayne McDaniel** ... Born: Jan. 28, 1985 ... Academic major: Arts & sciences ... Coach at W.J. Keenan High School: Ernie Hughes.

**CAREER** - Games/Started: 23/0 ... 2004 - Games/Started: 12/0 ... Logged one solo stop vs. Florida ... Posted a pair of tackles against Auburn ... Recorded one QB hurry and also batted down one pass at Georgia ... Had three tackles vs. Alabama ... While playing in his hometown of Columbia, S.C., he made a career-high three tackles, including two for loss and a sack that placed the Gamecocks' offense on its own 1-yard line ... Had one-tackle outings vs. Notre Dame, Kentucky and Auburn in the SEC Championship Game.

### DEFENSIVE STATISTICS

YEAR	G	UT	AT	TT	SACKS/ TFL/				FF	FR	PBU	YDS	INT/	HIGH
					YDS	FF	FR	PBU						
2003	11	4	3	7	0/0	1/2	0	0	1	0/0	2-2x			
2004	12	9	3	12	1/9	2/11	0	0	1	0/0	3-2x			
<b>Totals</b>	<b>23</b>	<b>13</b>	<b>6</b>	<b>19</b>	<b>1/9</b>	<b>3/13</b>	<b>0</b>	<b>0</b>	<b>2</b>	<b>0/0</b>	<b>3-2x</b>			



# 3 Robert Meachem

*Freshman  
Wide Receiver  
6-3, 210  
Tulsa, Okla.*

Full Name: **Robert Emery Meachem** ... Born: Sept. 28, 1984 ... Academic major: Arts & sciences ... Coach at Booker T. Washington High School: Antwain Jimmerson.

**2004** - Games/Started: 12/0 ... Was the team's third-leading receiver, tallying 22 catches for a team-high 429 yards ... His first career reception was good for a 35-yard TD in UT's season-opening victory over UNLV ... His lone catch vs. La. Tech was good for a 24-yard TD ... Caught two passes for 16 yards vs. Auburn ... Had one reception for six yards at Georgia ... Was the Vols' leading receiver at Mississippi, gaining a career- and game-high 82 yards receiving on three impressive catches ... Made a special-teams tackle vs. Alabama, pulling down the return man by the collar ... Had one catch for 12 yards at South Carolina ... Hauled in four catches vs. Nore Dame for a combined 67 yards ... Had three catches for 25 yards at Vanderbilt ... Enjoyed his best game of the season vs. Kentucky, catching five passes for 145 yards and a TD ... His 100-yard outing vs. the Wildcats was the only such performance by a Vols receiver during the regular season ... Caught a 17-yard TD in the SEC Championship Game.

### RECEIVING STATISTICS

YEAR	G	REC	YARDS	AVG		TD	LONG	HIGH
				REC	AVG			
2004	12	22	429	19.5	35.8	4	53-Ky	145-Ky



# 59 Adam Miles

*Junior, 2L  
Deep Snapper  
6-0, 230  
Hendersonville*

Full name: **Adam Douglas Miles** ... Born: Feb. 1, 1983 ... Academic major: Electronic media ... Coach at Beech High School: Roger Holmes.

**CAREER** - Games/Started: 30/0 ... 2004 - Games/Started: 12/0 ... Handled long-snapping duties on all field goals and extra-point attempts.



Victor McClure



# 35 Jason Mitchell

*Junior, 2L  
Linebacker  
6-1, 225  
Abbeville, La.*

Full name: **Jason Jermaine Mitchell** ... Born: May 6, 1983 ... Academic major: Economics ... Coach at Abbeville High School: Brent Indest.

**CAREER** - Games/Started: 38/17 ... 2004 - Games/Started: 12/12 ... Logged six stops against UNLV and led the Vols with 1.5 TFLs ... Talled four tackles (all solos) vs. Florida ... Moved over to middle linebacker, where he started and logged four stops vs. La. Tech ... Made 10 tackles, including two for loss and one sack vs. Auburn ... Recorded two tackles and two QB hurries at Georgia and also knocked down David Greene's final pass attempt of the game (which could have potentially been completed for a last-second, game-winning TD) ... Totaled four tackles and one sack at Mississippi ... Made four tackles vs. Alabama and three at South Carolina ... Posted four stops and a QB hurry vs. Notre Dame and followed that up with three tackles and a hurry at Vanderbilt ... Caused two QB hurries and had three tackles vs. Kentucky ... Totaled six tackles and a QB hurry vs. Auburn in the SEC Championship Game.

### DEFENSIVE STATISTICS

YEAR	G	UT	AT	TT	SACKS/ TFL/				FF	FR	PBU	YDS	INT/	HIGH
					YDS	FF	FR	PBU						
2002	13	31	11	42	1/2	4/13	2	1	1	0/0	11-Md			
2003	13	24	10	34	1/7	2/8	2	0	0	0/0	5-3x			
2004	12	38	15	53	2/14	5.5/19	0	0	1	0/0	10-Aub			
<b>Totals</b>	<b>38</b>	<b>93</b>	<b>36</b>	<b>129</b>	<b>4/23</b>	<b>11.5/32</b>	<b>4</b>	<b>1</b>	<b>2</b>	<b>0/0</b>	<b>11-Md</b>			



Jason Mitchell

# Meet The Vols



Michael Munoz



Karlton Neal



## 93 Xavier Mitchell

Freshman  
Defensive End  
6-3, 248  
Long Beach, Miss.

Full name: Xavier Wayne Mitchell ... Born: June 10, 1986 ... Academic major: Arts & sciences ... Coach at Long Beach High School: Sean Harden.

2004 - Games/Started: 11/0 ... Made his collegiate playing debut vs. UNLV ... Did not play vs. Florida ... Against La. Tech, he tallied one sack for a two-yard loss ... Had one tackle at South Carolina ... Made one tackle vs. Auburn in the SEC Championship Game.

### DEFENSIVE STATISTICS

YEAR	G	UT	AT	TT	SACKS/ TFL/				INT/	HIGH	
					YDS	YDS	FF	FR			PBU
2004	11	2	1	3	1/2	1/2	0	0	0	0/0	1-3x



## 77 Michael Munoz

Senior, 3L  
Offensive Tackle  
6-6, 315  
Mason, Ohio

Full name: Michael Anthony Munoz Jr. ... Born: July 31, 1981 ... Academic major: Public administration (MS) ... Coach at Moeller High School: Steve Klomme.

**HONORS** - 2004 National Football Foundation Scholar-Athlete and Draddy Trophy Winner, All-America AFCA, All-SEC Coaches (2nd), SEC Offensive Lineman of the Week (Sept. 25); 2003 All-SEC Coaches (2nd), Academic All-SEC, All-America Playboy Preseason; 2002 All-SEC Coaches (honorable mention), Verizon Academic All-District IV (2nd), Academic All-SEC; 2000 Freshman All-America Rivals.com and The Sporting News (2nd), Freshman All-SEC The (Knoxville) News Sentinel

**CAREER** - Games/Started: 46/46 ... 2004 - Games/Started: 9/9 ... Elected team captain for the second consecutive year in 2004 ... Earned AFCA All-America honors and was named a second-team All-SEC performer by league coaches ... Named one of eight Division I-A National Football Foundation Scholar-Athletes ... Received the Draddy Trophy as the nation's top scholar-athlete ... Included on the 2004 Outland Trophy (presented to college football's top interior lineman) Watch List ... Finished the regular-season with 55 intimidation blocks ... Earned SEC Offensive Lineman of the Week honors for his efforts in the La. Tech game, during which he graded out at 85 percent and had nine pancake blocks ... Suffered a knee injury in the Georgia game but managed to start and perform effectively one week later at Mississippi ... Suffered a concussion vs. Alabama and was not given medical clearance to

travel with the team to South Carolina one week later ... Returned to the starting lineup vs. Notre Dame but suffered a season-ending shoulder injury in that game.



## 46 Karlton Neal

Senior, 3L  
Defensive End  
6-4, 260  
Chicago, Ill.

Full name: Karlton Daryle Neal ... Born: Nov. 5, 1982 ... Academic major: Sport management ... Coach at Morgan Park High School: Lexie Spurlock.

**CAREER** - Games/Started: 42/19 ... 2004 - Games/Started: 12/12 ... Made two tackles and logged one sack in the season-opening win over UNLV ... Added another pair of stops vs. Florida ... Tallied two tackles in both the Auburn and Georgia games ... Added another pair of stops and caused a QB hurry at Mississippi ... Had consecutive three-tackle outings vs. Alabama and South Carolina ... His lone tackle vs. Notre Dame was a sack for a 9-yard loss ... Had a tackle, a PBU and a QB hurry at Vanderbilt ... Had one sack for a 13-yard loss vs. Kentucky ... Made two tackles and had one QB hurry vs. Auburn in the SEC Championship Game.

### DEFENSIVE STATISTICS

YEAR	G	UT	AT	TT	SACKS/ TFL/				INT/	HIGH	
					YDS	YDS	FF	FR			PBU
2001	7	1	1	2	0/0	0/0	0	0	0	0/0	1-2x
2002	10	20	11	31	1.5/8	5.5/20	0	0	0	0/0	9-Ala
2003	13	10	5	15	1/1	2/2	0	0	3	0/0	5-Aub
2004	12	14	7	21	3/27	3/27	0	0	1	0/0	3-2x
<b>Totals</b>	<b>42</b>	<b>45</b>	<b>24</b>	<b>69</b>	<b>5.5/36</b>	<b>10.5/49</b>	<b>0</b>	<b>0</b>	<b>4</b>	<b>0/0</b>	<b>9-Ala</b>



## 68 Scott Newsome

Junior, 2L  
Deep Snapper  
6-2, 230  
Jacksonville, Fla.

Full name: Scott Winford Newsome ... Born: Oct. 19, 1981 ... Academic major: Political science ... Coach at Edward H. White High School: Dan Disch.

**CAREER** - Games/Started: 33/0 ... 2004 - Games/Started: 7/0 ... Handled long-snapping duties on all punts for the Vols ... Made a tackle on punt coverage at Mississippi ... Notified the coaching staff that he will not return for his senior year of eligibility and made the solo run through the "T" prior to the Kentucky game.



# 19 Jarod Parrish

*Sophomore, 1L  
Defensive Back  
6-3, 195  
Summerville, Ga.*

Full name: Jarod Rafeal Parrish ... Born: April 12, 1985 ... Academic major: Arts & sciences ... Coach at Chattooga High School: John Starr.

**CAREER** - Games/Started: 17/1 ... **2004** - Games/Started: 11/1 ... Made one tackle at Mississippi ... Made his first career start when the Vols played host to Alabama and made a career-high seven tackles ... Had one stop at South Carolina.

### DEFENSIVE STATISTICS

YEAR	G	UT	AT	TT	SACKS/ TFL/				INT/ HIGH		
					YDS	YDS	FF	FR	PBU	YDS	TKLE
2003	6	0	0	0	0/0	0/0	0	0	0	0/0	--
2004	10	7	2	9	0/0	0/0	0	0	0	0/0	7-Ala
<b>Totals</b>	<b>16</b>	<b>7</b>	<b>2</b>	<b>9</b>	<b>0/0</b>	<b>0/0</b>	<b>0</b>	<b>0</b>	<b>0</b>	<b>0/0</b>	<b>7-Ala</b>



# 56 Jon Poe

*Junior, 1L  
Linebacker  
5-11, 235  
Covington*

Full Name: Jonathan Len Poe ... Born: Oct. 31, 1982 ... Academic major: Sociology ... Coach at Coffeyville Community College: Jeff Leiker ... Coach at Covington High School: Jeff McFerian.

**CAREER** - Games/Started: 25/0 ... **2004** - Games/Started: 12/0 ... Recorded two tackles against UNLV ... Saw his role increase after incumbent starting MLB Kevin Simon went down with a season-ending knee injury in the Florida game ... Came off the bench to make seven total tackles vs. the Gators ... Totaled four stops against La. Tech ... Posted two tackles vs. Auburn and made three stops at Georgia ... Made four stops at Mississippi and two one week later vs. Alabama.

### DEFENSIVE STATISTICS

YEAR	G	UT	AT	TT	SACKS/ TFL/				INT/ HIGH		
					YDS	YDS	FF	FR	PBU	YDS	TKLE
2003	13	11	2	13	0/0	2/3	0	0	0	0/0	4-Van
2004	12	21	6	27	0/0	0/0	0	0	0	0/0	7-Fla
<b>Totals</b>	<b>25</b>	<b>32</b>	<b>8</b>	<b>40</b>	<b>0/0</b>	<b>2/3</b>	<b>0</b>	<b>0</b>	<b>0</b>	<b>0/0</b>	<b>7-Fla</b>



# 67 Chuck Prugh

*Senior  
Center  
6-3, 310  
Maryville*

Full Name: Charles Cain Prugh ... Born: Feb. 20, 1981 ... Academic major: General business ... Coach at Maryville High School: Tim Hammontree.

**CAREER** - Games/Started: 14/1 ... **2004** - Games/Started: 7/1 ... Saw action in the Vols' opener vs. UNLV ... Made his first career start when the Vols played host to Notre Dame (in place of injured starter Jason Respert) ... Also saw extensive playing time vs. Vanderbilt and Kentucky.



# 87 Justin Reed

*Junior, 1L  
Tight End  
6-7, 275  
Punta Gorda, Fla.*

Full name: Justin Leroy Reed ... Born: Sept. 28, 1982 ... Academic major: Sociology ... Coach at Charlotte High School: Binky Waldrop.

**CAREER** - Games/Started: 21/3 ... **2004** - Games/Started: 9/3 ... Started for the first time in his career when the Vols opened the season against UNLV ... His first career reception was good for a 16-yard TD against Florida (just weeks after his family's Punta Gorda, Fla., home was damaged by Hurricane Charley) ... Suffered a knee injury vs. Auburn and was forced to sit out the Georgia and Mississippi games ... Returned to action vs. Alabama.

### RECEIVING STATISTICS

YEAR	G	REC	YARDS	AVG		TD	HIGH	
				REC	AVG		LONG	YARDS
2002	2	0	0	0.0	0.0	0	--	--
2003	10	0	0	0.0	0.0	0	--	--
2004	9	1	16	16.0	1.8	1	16-Fla	16-Fla
<b>Totals</b>	<b>21</b>	<b>1</b>	<b>16</b>	<b>16.0</b>	<b>0.8</b>	<b>1</b>	<b>16-Fla</b>	<b>16-Fla</b>



Chuck Prugh



Justin Reed

2004 VOLUNTEERS

# Meet The Vols



Jason Respert



## 63 Jason Respert

Senior, 3L  
Center  
6-3, 305  
Warner Robins, Ga.

Full name: Jason Allen Respert ... Born: Nov. 30, 1981 ... Academic major: Sport management ... Coach at Northside High School: Conrad Nix.

**HONORS** - 2004 SEC Offensive Lineman of the Week (Sept. 5).

**CAREER** - Games/Started: 38/20 ... 2004 - Games/Started: 10/10 ... Elected team captain for the 2004 season ... Earned SEC Offensive Lineman of the Week honors after a solid outing vs. UNLV in the season-opener ... Tweaked his ankle at Georgia, but started the next week's game at Mississippi ... Sustained another ankle injury at South Carolina and did not play the following week vs. Notre Dame ... Missed Vandy game with a hand infection.



Gerald Riggs Jr.



## 89 Antonio Reynolds

Freshman  
Defensive End  
6-3, 245  
Akron, Ohio

Full Name: Antonio Suntae Reynolds ... Born: March 23, 1984 ... Academic major: Arts & sciences ... Coach at Hargrave Military Academy: Robert Prunty ... Coach at Buchtel High School: Claude Brown.

2004 - Games/Started: 12/0 ... Made one stop vs. UNLV in his first game as a Vol ... Tallied two tackles, including a sack for a three-yard loss against La. Tech ... His lone stop vs. Auburn was good for a one-yard loss ... Also made one tackle at Georgia ... Tied a career-high with two tackles vs. Auburn in the SEC Championship Game.

### DEFENSIVE STATISTICS

YEAR	G	UT	AT	TT	SACKS/ TFL/			INT/ HIGH			
					YDS	FF	FR	PBU	YDS	TKLE	
2004	12	6	1	7	1/3	2/4	0	0	1	0/0	2-2x



## 31 Gerald Riggs Jr.

Junior, 2L  
Tailback  
6-0, 220  
Chattanooga

Full name: Gerald Antonio Riggs Jr. ... Born: Sept. 28, 1983 ... Academic major: Sociology ... Coach at Red Bank High School: Tom Weathers.

**CAREER** - Games/Started: 30/3 ... 2004 - Games/Started: 12/3 ... Tallied 97 rushing yards on 13 attempts and scored one TD vs. UNLV ... Led the way on the ground for the Vols vs. Florida, carrying 15 times for 63 yards in the win over the Gators ... Ran the ball 16 times for 116 yards (a 7.2-yard avg.) vs. La. Tech ... Averaged 6.1 yards per attempt while gaining 43 yards on seven carries against Auburn ... Was Tennessee's leading rusher at Georgia, gaining 102 yards on 26 carries and reliably helping the Vols milk the clock late in the game ... Set a new career high by rushing for 118 yards on 26 carries at Mississippi; he also added a 21-yard TD run vs. the Rebels ... Held to 39 yards on 19 carries vs. Alabama ... Gained 25 yards on seven carries before a hip injury forced him to leave the South Carolina game ... Rushed for 37 yards on nine carries vs. Notre Dame and also caught two passes for six yards ... Ran for a career-high 149 yards on 16 carries at Vanderbilt ... Gained 52 yards on 10 carries vs. Kentucky and scored the go-ahead TD on a 12-yard run with 38 seconds left in the game ... Improved his career-high by rushing for 182 yards (and a pair of TDs) vs. Auburn in the SEC Championship Game ... His 80-yard TD vs. the Tigers was a career-long and the second-longest rush in the history of the league title game.

### RUSHING STATISTICS

YEAR	G	ATT	NET YARDS	AVG	AVG	TD	HIGH	
							GAME	LONG YARDS
2002	10	17	49	2.9	4.9	0	10-MSU	19-Mia
2003	8	46	207	4.5	25.9	1	20-Fres	51-MSU
2004	12	175	1,005	5.7	83.8	5	80-Aub	182-Aub
<b>Totals</b>	<b>30</b>	<b>238</b>	<b>1,261</b>	<b>5.3</b>	<b>42.0</b>	<b>6</b>	<b>80-Aub</b>	<b>182-Aub</b>

### RECEIVING STATISTICS

YEAR	G	REC	NET YARDS	AVG	AVG	TD	HIGH	
							GAME	LONG YARDS
2002	10	2	12	6.0	1.2	0	10-Ga	10-Ga
2003	8	0	0	0.0	0.0	0	--	--
2004	12	8	37	4.6	3.1	0	15-Ky	15-Ky
<b>Totals</b>	<b>30</b>	<b>10</b>	<b>49</b>	<b>4.9</b>	<b>1.6</b>	<b>0</b>	<b>15-Ky</b>	<b>15-Ky</b>

### KICK RETURN STATISTICS

YEAR	G	NO	YARDS	AVG	AVG	TD	HIGH	
							RET	GAME
2002	10	0	0	0.0	0.0	0	--	--
2003	8	5	104	20.8	13.0	0	31-Ga	104-Ga
2004	12	5	92	18.4	7.7	0	23-Aub	37-Ky
<b>Totals</b>	<b>30</b>	<b>10</b>	<b>196</b>	<b>19.6</b>	<b>6.5</b>	<b>0</b>	<b>31-Ga</b>	<b>104-Ga</b>



## 57 Ovince Saint Preux

Junior, 2L  
Linebacker  
6-3, 240  
Immokalee, Fla.

Full name: Ovince Saint Preux ... Last name pronounced **SAINT PRU** ... Born: April 8, 1983 ... Academic major: Sociology/criminal justice ... Coach at Immokalee

High School: John Weber.

**CAREER** - Games/Started: 17/0 ... **2004** - Games/Started: 3/0 ... Saw action vs. UNLV, Florida and Alabama ... Notified the coaching staff that he will not complete his senior year of eligibility and made the solo run through the "T" prior to the Kentucky game.

**DEFENSIVE STATISTICS**

YEAR	G	UT	AT	TT	SACKS/ TFL/				INT/	HIGH	
					YDS	YDS	FF	FR			PBU
2002	12	2	3	5	0/0	0/0	0	0	0	0/0	4-Wyo
2003	2	1	0	1	0/0	0/0	0	0	0	0/0	1-Van
2004	3	0	0	0	0/0	0/0	0	0	0	0/0	--
<b>Totals</b>	<b>17</b>	<b>3</b>	<b>3</b>	<b>6</b>	<b>0/0</b>	<b>0/0</b>	<b>0</b>	<b>0</b>	<b>0</b>	<b>0/0</b>	<b>4-Wyo</b>



**76**

**Arron Sears**

*Sophomore, 1L  
Offensive Guard  
6-4, 315  
Russellville, Ala.*

Full name: **Arron Eugene Sears** ... Born: Oct. 25, 1984 ... Academic major: Arts & sciences ... Coach at Russellville High School: Perry Swindall.

**HONORS** - 2003 Freshman All-SEC Coaches, The Sporting News, Knoxville News-Sentinel

**CAREER** - Games/Started: 19/12 ... **2004** - Games/Started: 12/11 ... Started the season opener vs. UNLV at the right-tackle spot ... Injured his ankle in the Auburn game and was held out of the starting lineup at Georgia ... Despite his injury, he performed admirably when called upon to replace the injured Michael Munoz at left tackle vs. the Bulldogs ... Started at left guard when the Vols visited Mississippi, marking the first time in his career (high school or college) that he played guard in a game ... Played three different positions along the offensive line vs. Alabama (both tackle spots and right guard) ... Started at left tackle at South Carolina and then moved back over to right tackle for the Notre Dame game ... Was the starting right guard at Vanderbilt and the starting left tackle vs. Kentucky and Auburn (SEC title game).



**Brent Schaeffer**



**7**

**Brent Schaeffer**

*Freshman  
Quarterback  
6-2, 195  
Deerfield Beach, Fla.*

Full name: **Brentis Jarryn Schaeffer** ... Born: Jan. 25, 1986 ... Academic major: Arts & sciences ... Coach at Deerfield Beach High School: Joe Redmond.

**2004** - Games/Started: 7/3 ... Became the first true freshman QB to start a season opener for an SEC team since 1945 when he took the field for UT's first series vs. UNLV ... His 76 net rushing yards are the most ever by a freshman QB at UT ... Completed 7-of-10 passes for 123 yards and a TD and also ran for a score against the Rebels ... Started against Florida (his first career SEC contest) and contributed 78 yards of total offense, highlighted by an elusive 22-yard first-down scamper ... Started vs. La. Tech and went 3-for-7 for 50 yards, including a 24-yard TD toss to Robert Meachem ... Came off the bench vs. Auburn to complete one pass for 13 yards and gain six yards on four carries (also threw his first career interception vs. the Tigers) ... Played one series at Georgia, which was the first road game of his career ... Lined up under center for two drives at Mississippi, completing 1-of-2 passes for eight yards ... Did not play vs. Alabama ... Provided a huge offensive spark off the bench at South Carolina, completing two passes for 57 yards and gaining 14 rushing yards before suffering a broken collarbone ... Missed the Notre Dame, Vanderbilt, Kentucky and SEC title games.

**PASSING STATISTICS**

YEAR	G	COMP	TD	PCT	YDS	GAME	RATE	OFF	GAME	YARDS	HI	PASS
2004	7	33	17	1/2	51.5	291	41.6	139.53	367	52.4	123	UNLV

**RUSHING STATISTICS**

YEAR	G	ATT	YARDS	NET	AVG	AVG	TD	LONG	YARDS
2004	7	30	76	2.5	10.9	1	22	Fla	38-Fla



**5**

**Kevin Simon**

*Junior, 2L  
Linebacker  
5-11, 225  
Walnut Creek, Calif.*

Full name: **Kevin Charles Simon** ... Born: June 12, 1983 ... Academic major: Psychology ... Coach at De La Salle High School: Bob Ladouceur.

**HONORS** - 2003 All-SEC Associated Press (2nd), Coaches (2nd)

**CAREER** - Games/Started: 19/18 ... **2004** - Games/Started: 2/2 ... Totaled five tackles (including one for a five-yard loss), one PBU and one QB hurry vs. UNLV ... Went down early in the Florida game with what turned out to be a season-ending knee injury (the second season-ending injury of his college career, and the second major knee injury of his football career) ... Had knee surgery Sept. 30.

**DEFENSIVE STATISTICS**

YEAR	G	UT	AT	TT	SACKS/ TFL/				INT/	HIGH	
					YDS	YDS	FF	FR			PBU
2002	4	17	12	29	0/0	2/5	0	1	0	0/0	11-MT
2003	13	79	36	115	4.5/34	6/36	1	0	2	1/0	16-Fla
2004	2	3	2	5	0/0	1/5	0	0	1	0/0	5-UNLV
<b>Totals</b>	<b>19</b>	<b>99</b>	<b>50</b>	<b>149</b>	<b>4.5/34</b>	<b>9/46</b>	<b>1</b>	<b>1</b>	<b>3</b>	<b>1/0</b>	<b>16-Fla</b>



**Arron Sears**

2004 VOLUNTEERS

# Meet The Vols



**Rob Smith**



## 9 Bret Smith

*Sophomore, 1L  
Wide Receiver  
6-3, 200  
Warren, Ark.*

Full name: **Bret G. Smith** ... Born: Jan. 14, 1985 ... Academic major: Arts & sciences ... Coach at Warren High School: James "Bo" Hembree.

**CAREER** - Games/Started: 19/0 ... **2004** - Games/Started: 12/0 ... Notoriously quiet and soft-spoken, but enormously effective when called upon to make big plays for his team ... Led the Vols with five TD receptions during the regular season ... Caught one pass for 14 yards in the winning effort vs. UNLV ... Grabbed two passes for 34 yards against Florida, including a magnificent fingertip catch near the goalline, which he took in for six points ... Caught three passes for 78 yards and two TDs vs. La. Tech ... Gained 27 yards on two catches against Auburn ... His only catch of the game at Georgia was a big one as he grabbed hold of a 22-yard Erik Ainge lob and alertly got his feet down in the back of the end zone for UT's first score of the contest ... Made only one catch at Mississippi, but it proved to be the game-winning TD grab in the fourth-quarter ... After Tennessee's first six games, he had five a team-best five TDs on only 10 receptions ... Fielded an inside kick late in the game at South Carolina and took the ball 44 yards for a TD ... Gained 17 yards on two catches vs. Notre Dame ... Made an 11-yard reception at Vanderbilt ... Caught two passes for a gain of 40 yards vs. Kentucky.

### RECEIVING STATISTICS

YEAR	G	REC	NET		AVG		TD	LONG	HIGH
			YARDS	ATT	GAME	YARDS			
2003	7	5	133	26.6	19.0	1	57-Fla	57-Fla	
2004	12	17	280	16.5	23.3	5	60-LT	78-LT	
<b>Totals</b>	<b>19</b>	<b>22</b>	<b>413</b>	<b>18.8</b>	<b>21.7</b>	<b>6</b>	<b>60-LT</b>	<b>78-LT</b>	



**Jayson Swain**



## 52 Rob Smith

*Sophomore, 1L  
Offensive Guard  
6-4, 308  
Fort Thomas, Ky.*

Full name: **Robert William Smith** ... Born: March 8, 1984 ... Academic major: Sociology/criminal justice ... Coach at Highlands High School: Bill Mueller.

**HONORS** - *2004 SEC Offensive Lineman of the Week (Oct. 9 and Nov. 20); 2003 Academic All-SEC.*

**CAREER** - Games/Started: 21/12 ... **2004** - Games/Started: 12/12 ... Was the only Vols lineman to start every regular-season game ... Lined up at left guard for his first career start when the Vols hosted UNLV ... Had 17 knockdown blocks at Georgia and helped the Vols control the

ball for 35:23 on the way to victory ... Garnered SEC Offensive Lineman of the Week honors for his stellar play vs. the No. 3-ranked Bulldogs ... Became Tennessee's only two-time honoree after his 10 knockdown blocks at Vanderbilt earned him SEC Offensive Lineman of the Week acclaim yet again.



## 24 Antwan Stewart

*Sophomore, 1L  
Defensive Back  
6-0, 185  
Dumfries, Va.*

Full name: **Antwan Lamar Stewart** ... Born: Nov. 5, 1983 ... Academic major: Arts & sciences ... Coach at Potomac High School: Ben Stutler.

**HONORS** - *2003 Freshman All-SEC The Sporting News, Knoxville News-Sentinel*

**CAREER** - Games/Started: 13/5 ... **2004** - Games/Started: 0/0 ... Listed as "out" during Tennessee's first eight games while rehabbing a knee injury suffered in the spring, but was upgraded to doubtful prior to the Notre Dame game.

### DEFENSIVE STATISTICS

YEAR	G	UT	AT	TT	SACKS/ TFL/				INT/	HIGH	
					YDS	YDS	FF	FR			PBU
2003	13	20	5	25	0/0	0/0	0	0	6	2/43	5-Mar
2004	INJ										
<b>Totals</b>	<b>13</b>	<b>20</b>	<b>5</b>	<b>25</b>	<b>0/0</b>	<b>0/0</b>	<b>0</b>	<b>0</b>	<b>6</b>	<b>2/43</b>	<b>5-Mar</b>



## 1 Jayson Swain

*Sophomore, 1L  
Wide Receiver  
6-1, 210  
Huntsville, Ala.*

Full name: **Jayson Curtis Swain** ... Born: July 27, 1984 ... Academic major: Sociology ... Coach at Grissom High School: Ronny Massey.

**HONORS** - *2003 Freshman All-SEC Knoxville News-Sentinel*

**CAREER** - Games/Started: 25/5 ... **2004** - Games/Started: 12/5 ... Was the Vols second-leading receiver, totaling 26 catches for 364 yards and four TDs ... Had 25 yards receiving on two catches vs. UNLV ... Showed elusiveness and toughness when he danced through numerous Florida defenders on the way to the end zone during a two-catch, 24-yard performance vs. the Gators ... Made one 42-yard reception in the La. Tech game ... Gained 20 yards on two catches vs. Auburn ... Had two catches for a combined 20 yards at Georgia ... Gained 16 yards on a pair of catches at Mississippi ... Led the Vols' in catches (five)



and receiving yards (a career-high 80) vs. Alabama ... The Huntsville, Ala., native also caught a 19-yard TD strike against the Tide ... Led the Vols' receiving effort vs. Notre Dame, gaining 68 yards on five catches ... The Vanderbilt game marked his first career multi-TD outing, as he caught scoring passes of 20 and 5 yards ... Gained 26 yards on two catches vs. Kentucky.

#### RECEIVING STATISTICS

YEAR	G	REC	YARDS	NET AVG	AVG	TD	LONG	HIGH YARDS
2003	13	21	265	12.6	20.4	0	35-Mar	75-MSU
2004	12	26	364	14.0	30.3	4	42-IT	80-Ala
<b>Totals</b>	<b>25</b>	<b>47</b>	<b>629</b>	<b>13.4</b>	<b>25.2</b>	<b>4</b>	<b>42-IT</b>	<b>80-Ala</b>



**20**  
**Derrick Tinsley**  
*Senior, 3L*  
*Wide Receiver*  
*6-0, 195*  
*Marietta, Ga.*

Full name: Derrick Jerome Tinsley ... Born: Oct. 31, 1982 ... Academic major: African-American studies ... Coach at Marietta High School: James Friday.

**HONORS** - 2003 SEC Special Teams Player of the Week (Nov. 8)

**CAREER** - Games/Started: 48/2 ... 2004 - Games/Started: 9/2 ... The only player on the Vols' roster who has thrown, rushed-for and caught a TD in his career ... Hauled in a pair of passes for eight yards against UNLV ... Caught one pass for eight yards vs. Florida ... Made one catch for 10 yards against La. Tech ... His lone catch vs. Auburn was good for a 21-yard first-down play ... At Georgia, he made his first career start (in his 43rd career game) and led all Vols receivers with two catches for 42 yards, including a 39-yard catch in the first quarter that took Tennessee into UGA territory and led to UT's first score of the game ... Started at Mississippi and gained 22 yards on two catches, with two punt returns for nine yards ... Breathed much-needed life into UT's punt-return game vs. Alabama, breaking loose on a 45-yard return in the second quarter to set up a Vols' touchdown ... Rushed once for a 3-yard gain at South Carolina ... Returned two punts for 19 yards vs. Notre Dame before suffering a season-ending leg fracture on his first rush attempt of the game.

#### RECEIVING STATISTICS

YEAR	G	ATT	YARDS	NET AVG	AVG	TD	LONG	HIGH YARDS
2001*	12	2	10	5.0	0.8	0	7-Ky	10-Ky
2002	13	20	256	12.8	19.7	5	35-Ky	72-Ky
2003	13	7	68	9.7	5.2	3	18-Duk	18-Duk
2004	9	9	111	12.3	12.3	0	39-UGA	42-UGA
<b>Totals</b>	<b>47</b>	<b>38</b>	<b>445</b>	<b>11.7</b>	<b>9.5</b>	<b>8</b>	<b>39-UGA</b>	<b>72-Ky</b>

#### RUSHING STATISTICS

YEAR	G	ATT	YARDS	NET AVG	AVG	TD	LONG	HIGH YARDS
2001*	12	10	59	5.9	4.9	1	16-Mem	29-Mem
2002	13	45	202	4.5	12.5	0	25-Ky	48-2x
2003	13	6	67	11.2	5.2	1	28-Ala	28-Ala
2004	9	4	3	0.8	0.3	0	3-3x	3-3x
<b>Totals</b>	<b>47</b>	<b>65</b>	<b>331</b>	<b>5.1</b>	<b>7.0</b>	<b>2</b>	<b>28-Ala</b>	<b>48-2x</b>

#### KICKOFF RETURN STATISTICS

YEAR	G	NO	YARDS	AVG	AVG	TD	LONG	HIGH YARDS
2001*	12	6	102	17.0	8.5	0	22-SC	49-LSU2
2002	13	1	13	13.0	1.0	0	13-Fla	13-Fla
2003	13	0	0	0.0	0.0	0	--	--
2004	9	0	0	0.0	0.0	0	--	--
<b>Totals</b>	<b>47</b>	<b>7</b>	<b>115</b>	<b>16.4</b>	<b>2.4</b>	<b>0</b>	<b>22-SC</b>	<b>49-LSU2</b>

#### PUNT RETURN STATISTICS

YEAR	G	NO	YARDS	AVG	AVG	TD	LONG	HIGH YARDS
2001*	12	0	0	0.0	0.0	0	--	--
2002	13	0	0	0.0	0.0	0	--	--
2003	13	2	14	7.0	0.5	0	7-Van	7-Van
2004	9	8	79	10.0	8.8	0	45-Ala	51-Ala
<b>Totals</b>	<b>47</b>	<b>10</b>	<b>93</b>	<b>9.3</b>	<b>2.0</b>	<b>0</b>	<b>45-Ala</b>	<b>51-Ala</b>


\*Bowl statistics not included prior to 2002.



**72**  
**Albert Toeaina**  
*Junior*  
*Offensive Tackle*  
*6-6, 350*  
*Antioch, Calif.*

Full Name: Albert Jesse Toeaina ... Born: June 26, 1984 ... Academic major: Sociology ... Coach at City College of San Francisco: George Rush ... Coach at Pittsburg High School: Bill Cockerham.

**CAREER** - Games/Started: 10/7 ... 2004 - Games/Started: 10/7 ... Did not play in the season opener vs. UNLV or the Florida game due to a knee injury ... Saw his first game action as a Vol late in the La. Tech contest ... Made his first career start (right tackle) when the Vols visited Georgia and helped hold the Bulldogs' star defensive player, David Pollack, to only three tackles in the game ... Started at right tackle vs. Mississippi, Alabama, South Carolina, Notre Dame, Vandy and Auburn (SEC title game).



**58**  
**James Turner**  
*Freshman*  
*Linebacker*  
*5-11, 210*  
*Augusta, Ark.*

Full name: James Albert Turner II ... Born: Jan 1, 1986 ... Academic major: Arts & sciences ... Coach at Augusta High School: Heath Prime.

2004 - Games/Started: 9/0 ... Made his collegiate playing debut against UNLV in the season opener ... Made one tackle vs. La. Tech.



Derrick Tinsley



Albert Toeaina

2004 VOLUNTEERS

# Meet The Vols



Jonathan Wade



## 4 Jonathan Wade

Sophomore, 1L  
Defensive Back  
6-0, 185  
Shreveport, La.

Full name: Jonathan Charles Wade ... Born: March 27, 1984 ... Academic major: African-American studies ... Coach at Evangel Christian High School: Dennis Dunn.

**CAREER** - Games/Started: 26/8 ... **2004** - Games/Started: 12/5 ... Made two tackles vs. UNLV, his first game as a defensive back (he played as a wide receiver as a freshman) ... Started his first game on defense when the Vols hosted Florida, making six tackles and logging one PBU ... Made a pair of tackles in the Auburn game ... Also logged tackles vs. Georgia, South Carolina and Vanderbilt ... Made five tackles vs. Kentucky ... Also had five stops and one forced fumble vs. Auburn in the SEC Championship Game.

### DEFENSIVE STATISTICS

YEAR	G	UT	AT	TT	SACKS/ TFL/				INT/	HIGH	
					YDS	YDS	FF	FR			PBU
2004	12	19	5	24	0/0	0/0	1	0	1	0/0	6-Fla



## 25 James Wilhoit

Sophomore, 1L  
Place-kicker  
5-10, 190  
Hendersonville

Full name: James Howell Wilhoit II ... Born: June 30, 1983 ... Academic major: Communications ... Coach at Hendersonville High School: Bruce Hatfield.

**HONORS** - 2004 SEC Special Teams Player of the Week (Sept. 18); 2003 Freshman All-America Scripps Howard/FWAA, The Sporting News (2nd), Freshman All-SEC Coaches, The Sporting News, Knoxville News-Sentinel, SEC Freshmen Academic Honor Roll

**CAREER** - Games/Started: 25/25 ... **2004** - Games/Started: 12/12 ... Named to the preseason Lou Groza Award Watch List ... Led the Vols in scoring with 66 points during the regular season ... Finished the regular season 9-for-15 on FG attempts and 39-for-41 on extra points ... Missed what would have been a game-tying extra point late in the game vs. Florida (the first missed PAT of his career), but redeemed himself 90 seconds later by connecting on a 50-yard FG attempt with six seconds on the clock, giving Tennessee a 30-28 win over the rival Gators ... Made his only FG attempt vs Auburn (a 41-yard try) and also made a TD-saving tackle on a second-half kickoff ... Went 2-for-5 on FG attempts at Georgia, connecting on kicks of 35 and 51 yards (tying a career long) ... Made his only FG attempt vs. Alabama (40 yards) ... Hit both of his FG attempts (30 and 33 yards) vs. Notre Dame ... Nailed a 34-yard FG at Vanderbilt ... Made a 24-yard FG vs. Kentucky and had an 18-yard attempt blocked ... More than 40 percent of his kickoffs were boomed deep into the end zone for touchbacks during the regular season (27 of 66).

### KICKING STATISTICS

YEAR	FG	FGA	PCT	PAT	PTS	0-29	30-39	40-49	50+	LONG
2003	17	24	70.8	41	92	3-3	7-11	6-8	1-2	51-Fla
2004	9	15	60.0	39	66	1-2	4-4	2-6	2-3	51-UGA
<b>Totals</b>	<b>26</b>	<b>39</b>	<b>66.7</b>	<b>80</b>	<b>158</b>	<b>4-5</b>	<b>11-15</b>	<b>8-14</b>	<b>3-5</b>	<b>51-2x</b>



## 69 Ryan West

Sophomore  
Deep Snapper  
6-3, 250  
Brentwood

Full name: Ryan Yie West ... Born: Nov. 7, 1983 ... Academic major: Psychology ... Coach at Brentwood Academy: Carlton Flatt.

**2004** - Games/Started: 5/0 ... Handled deep-snapping responsibilities on punts vs. South Carolina, Notre Dame, Vanderbilt, Kentucky and Auburn (SEC title game) ... Made two special-teams tackles vs. Notre Dame and one at Vanderbilt.



## 39 Robert Williams

Junior  
Fullback  
6-3, 245  
White Bluff

Full Name: Robert Benjamin Williams ... Born: Dec. 12, 1982 ... Academic major: Logistics and transportation ... Coach at Dickson County High School: Bobby Burgess.

**CAREER** - Games/Started: 2/0 ... **2004** - Games/Started: 1/0 ... Played vs. La. Tech.



# 48 Ellix Wilson

Freshman  
Linebacker  
6-0, 205  
Memphis

Full name: **Ellix Hiron Wilson** ... Born: July 9, 1985 ... Academic major: Arts & sciences ... Coach at Melrose High School: Kenny Ingram.

2004 - Games/Started: 12/0 ... Made his collegiate playing debut against UNLV in the season opener ... Made one special-teams tackle at Mississippi ... Had a two tackles at South Carolina ... Was in on a career-high three special-teams tackles vs. Kentucky ... Suffered a hamstring injury vs. Auburn in the SEC Championship Game.

### DEFENSIVE STATISTICS

YEAR	G	UT	AT	TT	SACKS/ TFL/				INT/		HIGH
					YDS	FF	FR	PBU	YDS	TKLE	
2004	12	6	1	7	0/0	0/0	0	0	0	0/0	3-Ky



# 85 Casey Woods

Sophomore  
Wide Receiver  
6-4, 215  
Starkville, Miss

Full name: **Casey Neil Woods** ... Born: May 15, 1983 ... Academic major: Arts & sciences ... Coach at Starkville Academy: Steve Morgan.

CAREER - Games/Started: 2/0 ... 2004 - Games/Started: 2/0 ... Took the field vs. UNLV and La. Tech.



# 43 David Yancey

Sophomore  
Tailback  
5-8, 185  
Norfolk, Va.

Full Name: **David Leon Yancey** ... Born: Nov. 23, 1984 ... Academic major: Nuclear engineering ... Coach at Granby High School: Dave Hudak.

CAREER - Games/Started: 7/0 ... 2004 - Games/Started: 6/0 ... Carried once vs. UNLV for a 2-yard gain ... Established new career-highs with six rushes for 32 yards in the La. Tech game ... Was positioned as the deep man for two kickoff returns at Georgia, but saw both kicks that came his way fly deep into the end zone for touchbacks ...

Carried the ball four times at South Carolina and scored his first career TD on a 23-yard scurry up the middle ... Gained 31 yards on two kickoff returns at Vanderbilt ... Did not play vs. Kentucky or Auburn (SEC title game).

### RUSHING STATISTICS

YEAR	G	ATT	NET YARDS	AVG	AVG	TD	HIGH	
							LONG	YARDS
2003	1	7	21	3.0	21.0	0	11-Van	21-Van
2004	6	11	57	5.2	9.5	1	23-SC	32-LT
<b>Totals</b>	<b>7</b>	<b>18</b>	<b>78</b>	<b>4.3</b>	<b>11.1</b>	<b>1</b>	<b>23-SC</b>	<b>32-LT</b>

### KICKOFF RETURN STATISTICS

YEAR	G	NO	YARDS	AVG	AVG	TD	HIGH	
							LONG	YARDS
2003	1	0	0	0.0	0.0	0	--	--
2004	6	2	31	15.5	5.2	0	18-Van	31-Van
<b>Totals</b>	<b>7</b>	<b>2</b>	<b>31</b>	<b>15.5</b>	<b>4.4</b>	<b>0</b>	<b>18-Van</b>	<b>31-Van</b>



# 54 Eric Young

Freshman  
Offensive Tackle  
6-4, 300  
Union, S.C.

Full Name: **Eric Darrell Young** ... Born: Nov. 22, 1983 ... Academic major: Arts & sciences ... Coach at Union High School: Mike Anthony.

2004 - Games/Started: 2/0 ... Made his first collegiate appearance in the La. Tech game ... Also played at South Carolina.



James Wilhoit

2004 VOLUNTEERS

# 2004 Season Review

## Tennessee Disproves Preseason Prognosticators and Fights its Way to the 2004 SEC Eastern Division Title

While fans and the media speculated about the intriguing drama surrounding the wide-open quarterback slot, the 2004 Tennessee Vols slipped almost unnoticed into the championship game of the Southeastern Conference.

"The path to the Eastern Division title started back in the off-season," Head Coach Phillip Fulmer reflected after his team had sewed up the crown. "Our players worked extremely hard. They paid the price. That's where the championship started."

The 9-2 record, which included wins over Georgia and Florida, both of whom were picked in the preseason to finish ahead of Tennessee, sent the Vols to Atlanta to face Western Division champion Auburn for the SEC title.

It seemed all anybody talked about over the course of the 2004 Tennessee football season was the ongoing story that played out as to who would quarterback the Vols.

Starting fall practice, four names were bandied about for the job - C.J. Leak, Rick Clausen, Brent Schaeffer and Erik Ainge. Then shortly before the opener, the list was pared to the two freshmen, Schaeffer and Ainge.

In the South Carolina game, an injury to Schaeffer left Ainge in command. But a week later, against Notre Dame, Ainge went down with a shoulder injury, and finally the Vols were back to relying on the all-but-forgotten Clausen.

In the meantime, although nobody seemed to be looking, Phillip Fulmer was quietly guiding his 13th (can you believe how time flies?) Tennessee squad to the Eastern Division title.

Preseason, it was generally agreed the East crown would become the property of either Georgia or Florida, certainly not Tennessee, which was deemed to be destined for a rebuilding year. But the Vols subdued both of those two worthies to emerge as champs for the sixth time in Fulmer's tenure.

Leading up to the key wins over the Bulldogs and Gators, the Vols began with a 42-17 thrashing of UNLV before 108,625 fans, third-largest crowd ever at Neyland Stadium. The freshman signal callers operated the way their coaches had hoped, spiraling passes that riddled the Rebels for 241 yards and two touchdowns. UNLV coach John Robinson neatly summed up the sentiments of most observers when he remarked: "Those two quarterbacks looked like they were both 24-years old."

The quicksilver nature of going from goat to hero (or vice versa, as the case may be) was exemplified by kicker James Wilhoit, whose 50-yard field goal beat Florida, 30-28. The lengthy bullseye removed from Wilhoit's shoulders the embarrassment minutes earlier of missing an extra point that left the Gators ahead in the Neyland Stadium renewal of the bitter SEC rivalry. Quarterback Ainge had directed the Vols downfield to set the stage for Wilhoit to delight a record UT crowd of 109,061.

Before embarking on a gauntlet of five straight SEC games, the Vols had a chance to sharpen their offense at the expense of homecoming foe Louisiana Tech. The spotlight shone brightest on the receivers corps, an albatross the previous season and a top priority for improvement when Phillip Fulmer launched fall practice. The 42-17 victory over Tech, which featured 10 receivers as targets for passers Ainge and Schaeffer, indicated the problem was pretty well resolved.

The reasons behind Auburn's rise through the ranks from a disappointing 2003 to national title-contending 2004 were made clear in a smashing 34-10 Tigers victory at UT. Players named Campbell, Williams, Brown and Rosegreen pounded the Vols into submission - Jason Campbell with his passing, Carnell Williams and Ronnie Brown afoot. But it was Junior Rosegreen who afflicted the worst insult of all on the Vols. The ubiq-



Kevin Burnett found himself in the thick of things all season long. In spite of injuries and changes in assignments, the senior captain kept the linebacker corps solid. Burnett enters the Cotton Bowl ranked third in NCAA I-A in solo tackles per game (7.17 for a total of 86).

### 2004 RESULTS

**Overall Record: 9-3**

**\*SEC Record: 7-1 (1st East)**

Date	Opponent	Score	Attend
Sept. 5	UNLV	W, 42-17	108,625
Sept. 18	*FLORIDA	W, 30-28	109,061
Sept. 25	LOUISIANA TECH (HC)	W, 42-17	104,257
Oct. 2	*AUBURN	L, 10-34	107,828
Oct. 9	*at Georgia	W, 19-14	92,746
Oct. 16	*at Mississippi	W, 21-17	62,028
Oct. 23	*ALABAMA	W, 17-13	107,017
Oct. 30	*at South Carolina	W, 43-29	81,400
Nov. 6	NOTRE DAME	L, 13-17	107,266
Nov. 20	*at Vanderbilt	W, 38-33	32,312
Nov. 27	*KENTUCKY	W, 37-31	102,453
Dec. 4	^ Auburn (SEC Champ.)	L, 28-38	74,892

\*-SEC game, ^ -SEC Championship Game, Atlanta, Ga.

uitous defensive back stole a record four passes, two-thirds of UT's six turnovers.

Much to the surprise of Georgia, which had won its last four meetings with Tennessee, the Vols took command from the outset of their Oct. 9 renewal at Athens and were never headed in a 19-14 victory. Ainge directed a touchdown march 80 yards after the opening kickoff, connecting with Bret Smith 22 yards for the score. Defensive tackle Jesse Mahelona, a Vols newcomer, gave a preview of what might lie ahead for future opponents when he recorded three tackles for a total loss of 22 yards.

Parys Haralson, coming back to his home state in a Vols uniform, turned into a savage wrecking machine for Tennessee in a 21-17 triumph over Ole Miss at Oxford. The spectacular performance by the junior defensive end embodied 10 tackles, five of them for lost yardage, including two sacks. Tennessee blazed out to a promising start, picking up two first-quarter touchdowns, but needed a 30-yard touchdown pass from Ainge to Smith to stave off a determined rally by Ole Miss.

Tennessee and Alabama battled nobly in the time-honored tradition of their storied series before an interception nipped the Tide's last chance for victory. The Vols struck early, returning a fumble for a touchdown on the second play of the game. No cakewalk was to follow, however. Alabama fought back and cut the Vols' lead to 14-10 at the half, but could get no closer. The teams traded field goals for the only second-half scoring as Tennessee posted a 17-13 win.

In a 43-29 victory over South Carolina at Columbia, Tennessee brilliantly alternated its pair of co-starting quarterbacks to good effect. Rather than rotate the signal callers by possessions, Fulmer inserted Ainge and Schaeffer on a situation basis. He usually employed Ainge when a pass was called for and sent in Schaeffer when a running play seemed appropriate. Alas, the tactic was discontinued when Schaeffer suffered a shoulder injury that sidelined him the next four games.


The final play of the first half of the Notre Dame game was a bummer all the way around, costing the Vols their starting quarterback. Ainge, scrambling to recover a fumble, separated his shoulder on the play and

was sidelined the balance of the regular season. Clausen took over for the rest of the game and acquitted himself well, but Notre Dame's return of an interception to take the lead at 14-10 couldn't be overcome. The Fighting Irish left Neyland Stadium with a 17-13 victory.

Tennessee seized a 14-0 lead seven minutes into its meeting with Vanderbilt and held on against the plucky Commodores for a 38-33 victory at Nashville. Clausen, making his first start at quarterback, was matched against Vanderbilt's veteran signal caller, the wily Jay Cutler. Clausen directed an offense that clicked for 425 yards, which was enough to give the Vols an edge that nailed down the Eastern Division berth in the SEC championship game. Cutler's heroics made the game a cliff-hanger all the way.

Old foe Kentucky didn't go quietly. The 2004 Wildcats played with the ferocity and intensity that had shaped the border-state rivalry as one of the most bitter in college sports for more than a century. The heavily-favored Vols needed a 12-yard touchdown sprint by Gerald Riggs Jr. in the final minute to pull out a 37-31 victory in the season finale at home. Up until Riggs' game-winning burst, Kentucky had played on equal terms with Tennessee behind the deft quarterbacking of the veteran Shane Boyd. The cliff-hanger win extended the Vols' string of victories in the series to 20 and sent them into the Southeastern Conference championship game on a winning note.

Jason Campbell knocked the wind out of the sails of the rallying Vols with two touchdown passes in the second half of the Southeastern Conference Championship Game with Auburn at the Georgia Dome. After a lackluster first half that found the Vols trailing by two touchdowns at intermission, Tennessee rallied to tie the score at 21-all in the third quarter. But Campbell quieted the mounting excitement among UT fans when he fired a 53-yard touchdown pass that recaptured the lead for the Tigers. Consolation for Tennessee in the 38-28 defeat: They won't again have to face Campbell or super running backs Cadillac Williams and Ronnie Brown, seniors all.



*Tennessee earned another trip to the SEC Championship Game in 2004, the fourth time in the last seven years the Volunteers have played in the Atlanta classic. Tennessee's first trip to the SEC Championship Game came in 1997. Since then, no one in the conference has appeared in the SEC game more often.*

# 2004 Game Reviews

**Tennessee** 42  
**UNLV** 17

## Volunteers Trump UNLV Behind Impressive Pair of Freshman Aces

September 5, Knoxville, Tenn.  
Neyland Stadium, 8 p.m.  
Attendance 108,625

TENNESSEE						
RUSHING	Att.	Gain	Lost	Net	TD	Lg.
Houston	12	97	0	97	0	28
Riggs	13	79	0	79	1	20
Larkins	9	51	2	49	1	23
Schaeffer	7	40	11	29	1	19
Davis	3	16	0	16	0	14
Yancey	1	2	0	2	0	2
<b>Totals</b>	<b>45</b>	<b>285</b>	<b>13</b>	<b>272</b>	<b>3</b>	<b>28</b>

PASSING	Att.	Comp.	Int.	Yds.	TD	Lg.
Ainge	17	10	0	118	2	42
Schaeffer	10	7	0	123	1	35
<b>Totals</b>	<b>27</b>	<b>17</b>	<b>0</b>	<b>241</b>	<b>3</b>	<b>42</b>

RECEIVING	No.	Yds.	TD	Lg.
Brown	3	35	1	24
Hannon	3	33	0	14
Fayton	2	51	1	42
Swain	2	25	0	13
Anderson	2	22	0	14
Tinsley	2	8	0	10
Meachem	1	35	1	35
Cottam	1	18	0	18
Smith	1	14	0	14
<b>Totals</b>	<b>17</b>	<b>241</b>	<b>3</b>	<b>42</b>

PUNTING	No.	Yds.	Avg.	Lg.
Colquitt	3	154	51.3	61

PUNT RETURNS	Ret.	Yds.	Avg.	TD	Lg.
Hefney	1	27	27.0	0	27

KO RETURNS	Ret.	Yds.	Avg.	TD	Lg.
Larkins	1	13	13.0	0	13
Riggs	1	13	13.0	0	13
<b>Totals</b>	<b>2</b>	<b>26</b>	<b>13.0</b>	<b>0</b>	<b>13</b>

INTERCEPTIONS	Ret	Yds	Avg	TD	Lg
Campbell	1	1	1.0	0	1

FIELD GOALS	0-29	30-39	40-49	50+	Total
Wilhoit	0-0	0-0	0-1	0-0	0-1

UNLV						
RUSHING	Att.	Gain	Lost	Net	TD	Lg.
Dorsey	18	126	5	121	1	26
Perkins	7	39	2	37	1	23
Riley	4	21	0	21	0	11
Furlow	1	2	0	2	0	2
Jackson	1	2	0	2	0	2
Wheaton	1	0	1	-1	0	0
Nantkes	3	0	20	-20	0	0
Marshall	0	6	0	6	0	0
TEAM	2	0	4	-4	0	0
<b>Totals</b>	<b>37</b>	<b>196</b>	<b>32</b>	<b>164</b>	<b>2</b>	<b>26</b>

PASSING	Att.	Comp.	Int.	Yds.	TD	Lg.
Nantkes	24	13	1	175	0	34
Steichen	1	0	0	0	0	0
<b>Totals</b>	<b>25</b>	<b>13</b>	<b>1</b>	<b>175</b>	<b>0</b>	<b>34</b>

RECEIVING	No.	Yds.	TD	Lg.
E. Johnson	8	87	0	24
Dorsey	2	31	0	24
Furlow	1	34	0	34
Marshall	1	13	0	13
Wheaton	1	10	0	10
<b>Totals</b>	<b>13</b>	<b>175</b>	<b>0</b>	<b>34</b>

PUNTING	No.	Yds.	Avg.	Lg.
Cook	5	218	43.6	55

PUNT RETURNS	Ret.	Yds.	Avg.	TD	Lg.
Wheaton	3	-12	-4.0	0	3

KO RETURNS	Ret.	Yds.	Avg.	TD	Lg.
Dorsey	2	78	39.0	0	59
Jackson	1	10	10.0	0	10
<b>Totals</b>	<b>3</b>	<b>88</b>	<b>29.3</b>	<b>0</b>	<b>59</b>

FIELD GOALS	0-29	30-39	40-49	50+	Total
Aguayo	1-1	0-1	0-0	0-0	1-2

Freshman quarterbacks Brent Schaeffer and Erik Ainge provided the one-two punch for No. 14 Tennessee to knock out UNLV 42-17 before the third-largest crowd in Neyland Stadium history.

The duo interchanged all night in leading the Vols to their 10th consecutive season opening victory. Schaeffer earned the starting nod to become the first true freshman in Southeastern Conference history to start a season opener since freshmen were reinstated for eligibility in 1973.

Tennessee's quarterback tandem didn't disappoint.

The first-year gunslingers combined for a 17-of-27 effort for 241 yards and two touchdowns. Schaeffer also carried the ball seven times for 29 yards and a rushing touchdown.

"Those two quarterbacks looked like they were both 24 years old," Rebels coach John Robinson said. "They both did a really good job."

To top off the veteran poise shown by Schaeffer and Ainge, all six of UT's scoring drives were 80 yards or more, including a 10-play, 91-yard drive that ended with a Gerald Riggs Jr. 2-yard touchdown run.

Trailing 3-0, Schaeffer compiled a 13-play drive and put the Vols on the scoreboard with a 1-yard run to the right side that made it 7-3 Tennessee with 4:47 left in the first quarter.

"I went into the game wanting to play mis-



take-free," said Schaeffer, who fumbled on the game's fourth play. "After the first few plays, I got a good feel of the game."

Ainge got his shot on the Vols' third drive and cashed in on his third pass attempt, connecting with C.J. Fayton for a 42-yard touchdown pass down the right sideline. UT led 14-3 with 48 seconds left in the first, and Ainge finished 10-of-17 for 118 yards.

"Coach (Phillip) Fulmer and Coach (Randy) Sanders did a good job of getting us ready," Ainge said. "If we have to split

time, we'll do what's best for the team."

Riggs found the checkerboard with 5:52 left before halftime, pushing the lead to 21-3.

Both quarterbacks added aerial scoring assaults in the third quarter, with Schaeffer striking Robert Meachem for a 35-yard score and Ainge hitting Tony Brown on a 3-yard lob for a 35-10 lead.

"They were well prepared for the style we want to build upon," Fulmer said of the quarterbacks. "They are co-starters. Both are going to play and give us different dynamics."

Corey Larkins added a 23-yard scamper late in the fourth.

UNLV tailback Dominique Dorsey led all rushers with 121 yards on 18 attempts, his sixth career 100-yard game.

The Rebels opened the scoring with a 26-yard field goal by Sergio Aguayo. But it was all Tennessee after that, with the Rebels adding touchdown runs by Dyante Perkins and Dorsey.

### SCORE BY QUARTERS

UNLV	3	0	7	7	--	17
TENNESSEE	14	7	7	14	--	42

### SCORING SUMMARY

1st - UNLV - Aguayo 26 field goal. UT - Schaeffer 1 run (Wilhoit kick). UT - Fayton 42 pass from Ainge (Wilhoit kick).

2nd - UT - Riggs 2 run (Wilhoit kick).

3rd - UT - Meachem 35 pass from Schaeffer (Wilhoit kick). UNLV - Perkins 3 run (Aguayo kick).

4th - UT - Brown 3 pass from Ainge (Wilhoit kick). UNLV - Dorsey 17 run (Aguayo kick). UT - Larkins 23 run (Wilhoit kick).

### GAME NOTES

\* Tennessee improved to 80-22-6 (.769) all-time in season openers with a 10-game win streak dating to 1995.

\* In home openers, Tennessee improved to 84-18-5 (.808), with a 15-1 record in the last 16 home openers.

\* Both Tennessee-UNLV games have been season openers at Neyland Stadium, and the Vols have outscored the Rebels 104-20.

\* Brent Schaeffer became the first true freshman quarterback to start a season opener for an SEC team since Georgia's John Rauch in 1945 and the first rookie QB to

ever start a season debut for the Vols.

\* Receiver Robert Meachem's third-quarter touchdown catch from Schaeffer was his first career reception for the Vols.

\* The Sunday game was the first in Neyland Stadium history.

\* The Vols' only turnover came on the game's fourth play, a fumble by Schaeffer on the UT 28-yard line.

\* Tennessee wore 1970s-style white uniforms with an orange collar to honor former lettermen who were in attendance.

### RANKINGS (AP & ESPN/USA TODAY):

Tennessee Nos. 14 & 15; UNLV NR & NR.

### TEAM STATS

	UT	UNLV
First Downs	30	20
Rushes-Yards	45-272	37-164
Passing Yards	241	175
Passes (A-C-I)	27-17-0	25-13-1
Total Offensive Plays	72	62
Total Offense	513	339
Fumbles-Lost	1-1	4-1
Penalties-Yards	8-93	11-83
Punts-Average	3-51.3	5-43.6
Time of Possession	34:00	26:00
Third-Down Conversions	6 of 10	5 of 13
Fourth-Down Conversions	0 of 0	0 of 0
Sacks By-Yards	3-20	2-11

# Wilhoit Redeems PAT Miss, Kicks Winning Field Goal to Drown Gators

Tennessee 30  
Florida 28

James Wilhoit's name was going to be attached to this game no matter what. He's just glad it will go next to a W.

Three minutes after missing an extra point that would have tied the game at 28, Tennessee's sophomore kicker calmly nailed a 50-yard field goal with 6 seconds left in the game to give No. 13 Tennessee a 30-28 victory over No. 11 Florida at Neyland Stadium.

The largest crowd in Neyland Stadium history -- 109,061 -- exploded when Wilhoit hit the game winner and then sprinted to the sidelines.

"Field goals usually don't win this game," Tennessee coach Phillip Fulmer said. "It did tonight."

The cheers, however, were almost tears.

Trailing 28-21, quarterback Erik Ainge marched the Vols 80 yards and converted three third downs and one fourth down. He found Tony Brown for a 32-yard gain on fourth-and-6 before hitting Jayson Swain for a 13-yard touchdown strike that brought the Vols to within 28-27 with 3:25 remaining.

Wilhoit's tying extra point, however, was pushed to the right, and all the Gators had to do was milk the clock.

"The guys tried to keep me up," said Wilhoit, who had previously made all 50 PATs in his career at Tennessee. "I just prayed that I'd get another opportunity."

He did.



Florida got one first down but was forced to punt after a personal foul penalty made it fourth-and-18 from the UF 23.

"I knew we had time to get the ball back and make something happen," Ainge said. "The most fun part of playing football, as a quarterback, is the two-minute drill in the fourth quarter."

Tennessee took over at its own 39 with 43 seconds remaining, and the fun began. Ainge's pass to Chris Hannon on second down went for 21 yards to the UF

40. The duo hooked up again for a 7-yard gain, and Ainge spiked the ball to give Wilhoit his redemption chance for victory.

The Vols used rotating quarterbacks for the second consecutive game, with Brent Schaeffer earning his second start and going 3-of-4 for 40 yards with 38 yards rushing. Ainge finished 16-of-24 for 192 yards and three touchdowns and played the entire fourth quarter after tying the game at 21.

The Gators took a 21-14 lead into halftime behind the arm of C.J. Leak, who finished the game 22-of-31 for 286 yards and three touchdowns.

Florida threatened to put the game away in the third but couldn't score from UT's 1-yard line.

Ainge then tied the game at 21 to begin the fourth quarter on a 23-yard touchdown to Bret Smith.

Four plays later, Leak hit Chad Jackson for an 81-yard touchdown pass and a 28-21 lead.

score in four career games against the Gators.

\* James' Wilhoit's 50-yard field goal finished a 28-yard scoring drive, the Vols' first of the season that did not accumulate 80 yards or more.

\* Justin Reed's 16-yard touchdown catch in the second quarter was his first career catch as a Vol.

\* It was the first time UT has won consecutive games against Florida since the 1970-71 seasons.

#### RANKINGS (AP & ESPN/USA TODAY):

Tennessee Nos. 13 & 13; Florida 11 & 9.

TEAM STATS	UT	UF
First Downs	27	20
Rushes-Yards	44-171	35-135
Passing Yards	232	286
Passes (A-C-I)	30-19-1	31-22-1
Total Offensive Plays	74	66
Total Offense	403	421
Fumbles-Lost	3-2	1-0
Penalties-Yards	2-20	8-77
Punts-Average	2-45.0	4-44.8
Time of Possession	31:09	28:51
Third-Down Conversions	6 of 12	9 of 15
Fourth-Down Conversions	2 of 2	0 of 0
Sacks By-Yards	2-13	1-6

September 18, Knoxville, Tenn.  
Neyland Stadium, 8 p.m.  
Attendance 109,061

TENNESSEE						
RUSHING	Att.	Gain	Lost	Net	TD	Lg.
Riggs	15	63	0	63	0	12
Houston	9	59	6	53	0	15
Schaeffer	7	44	6	38	0	22
Larkins	4	14	1	13	0	10
Davis	6	11	0	11	1	4
Ainge	2	1	2	-1	0	1
Tinsley	1	0	6	-6	0	0
<b>Totals</b>	<b>44</b>	<b>192</b>	<b>21</b>	<b>171</b>	<b>1</b>	<b>22</b>

PASSING						
	Att.	Comp.	Int.	Yds.	TD	Lg.
Ainge	24	16	1	192	3	32
Schaeffer	4	3	0	40	0	18
TEAM	2	0	0	0	0	0
<b>Totals</b>	<b>30</b>	<b>19</b>	<b>1</b>	<b>232</b>	<b>3</b>	<b>32</b>

RECEIVING				
	No.	Yds.	TD	Lg.
Hannon	8	89	0	21
Brown	3	47	0	32
Smith	2	34	1	23
Swain	2	24	1	13
Reed	1	16	1	16
Anderson	1	9	0	9
Tinsley	1	8	0	8
Holbert	1	5	0	5
<b>Totals</b>	<b>19</b>	<b>232</b>	<b>3</b>	<b>32</b>

PUNTING				
	No.	Yds.	Avg.	Lg.
Colquitt	2	90	45.0	50

PUNT RETURNS				
	Ret.	Yds.	Avg.	Lg.
Hefney	2	11	5.5	8

KO RETURNS				
	Ret.	Yds.	Avg.	Lg.
Larkins	1	17	17.0	17

INTERCEPTIONS				
	Ret	Yds	Avg	TD
Allen	1	0	0.0	0

FIELD GOALS					
	0-29	30-39	40-49	50+	Total
Wilhoit	0-0	0-0	0-0	1-1	1-1

FLORIDA						
RUSHING	Att.	Gain	Lost	Net	TD	Lg.
Fason	15	84	3	81	0	32
Wynn	15	61	2	59	1	13
Leak	5	11	16	-5	0	9
<b>Totals</b>	<b>35</b>	<b>156</b>	<b>21</b>	<b>135</b>	<b>1</b>	<b>32</b>

PASSING						
	Att.	Comp.	Int.	Yds.	TD	Lg.
Leak	31	22	1	286	3	81

RECEIVING				
	No.	Yds.	TD	Lg.
Small	8	76	1	18
Fason	5	41	0	21
Cornelius	3	24	1	10
Caldwell	2	40	0	29
Baker	2	24	0	13
Jackson	1	81	1	81
Latsko	1	0	0	0
<b>Totals</b>	<b>22</b>	<b>286</b>	<b>3</b>	<b>81</b>

PUNTING				
	No.	Yds.	Avg.	Lg.
Wilbur	4	179	44.8	52

PUNT RETURNS				
	Ret.	Yds.	Avg.	Lg.
Brown	2	4	2.0	0

KO RETURNS				
	Ret.	Yds.	Avg.	Lg.
Caldwell	2	30	15.0	0
Jackson	1	9	9.0	0
<b>Totals</b>	<b>3</b>	<b>39</b>	<b>13.0</b>	<b>0</b>

INTERCEPTIONS				
	Ret	Yds	Avg	TD
Holmes	1	20	20.0	0

FIELD GOALS					
	0-29	30-39	40-49	50+	Total
Leach	0-1	0-0	0-0	0-0	0-1

SCORE BY QUARTERS					
	1	2	3	4	Total
FLORIDA	7	14	0	7	28
TENNESSEE	7	7	0	16	30

**SCORING SUMMARY**  
**1st** - UF - Small 5 pass from Leak (Leach kick). UT - Davis 1 run (Wilhoit kick).  
**2nd** - UT - Reed 16 pass from Ainge (Wilhoit kick). UF - Cornelius 9 pass from Leak (Leach kick). UF - Wynn 1 run (Leach kick).  
**4th** - UT - Smith 23 pass from Ainge (Wilhoit kick). UF - Jackson 81 pass from Leak (Leach kick). UT - Swain 13 pass from Ainge (kick failed). UT - Wilhoit 50 field goal.

**GAME NOTES**  
 \* The win marked UT's first win over Florida in Knoxville since 1998, when the Vols won 20-17 in overtime.  
 \* The 109,061 attendance figure set a record for the largest crowd at Neyland Stadium, surpassing the old mark of 108,768 set against the Gators in 2000.  
 \* For the 13th time in the last 15 meetings, the winning team held an advantage on the ground (UT 171-135).  
 \* All 12 plays of the Vols' 80-yard, first-quarter scoring drive were running plays.  
 \* Jabari Davis' 1-yard first-quarter touchdown was his sixth

# 2004 Game Reviews

**Tennessee**  
**Louisiana Tech**

**42**  
**17**

## Vols Use Ground Attack to Run Over Bulldogs at Homecoming on The Hill

September 25, Knoxville, Tenn.  
Neyland Stadium, 7 p.m.  
Attendance 104,257

TENNESSEE						
RUSHING	Att.	Gain	Lost	Net	TD	Lg.
Houston	16	161	1	160	2	37
Riggs	16	118	2	116	0	19
Hannon	1	38	0	38	0	38
Yancey	6	32	0	32	0	9
Larkins	3	12	0	12	0	6
Davis	2	1	0	1	0	1
Holbert	1	1	0	1	0	1
Clausen	1	1	0	1	0	1
Ainge	1	0	4	-4	0	0
Schaeffer	4	2	12	-10	0	1
<b>Totals</b>	<b>51</b>	<b>366</b>	<b>19</b>	<b>347</b>	<b>2</b>	<b>38</b>

PASSING	Att.	Comp.	Int.	Yds.	TD	Lg.
Ainge	15	10	0	198	3	60
Schaeffer	7	3	0	50	1	24
<b>Totals</b>	<b>22</b>	<b>13</b>	<b>0</b>	<b>248</b>	<b>4</b>	<b>60</b>

RECEIVING	No.	Yds.	TD	Lg.
Smith	3	78	2	60
Anderson	2	26	0	18
Swain	1	42	0	42
Meachem	1	24	1	24
Brown	1	21	0	21
Cottam	1	16	0	16
Fayton	1	13	1	13
Riggs	1	12	0	12
Tinsley	1	10	0	10
Houston	1	6	0	6
<b>Totals</b>	<b>13</b>	<b>248</b>	<b>4</b>	<b>60</b>

PUNTING	No.	Yds.	Avg.	Lg.
Colquitt	6	240	40.0	46
Wilhoit	1	34	34.0	34
<b>Totals</b>	<b>7</b>	<b>274</b>	<b>39.1</b>	<b>46</b>

PUNT RETURNS	Ret.	Yds.	Avg.	TD	Lg.
Fayton	1	5	5.0	0	5
Heiney	3	0	0.0	0	1
Larkins	1	1	1.0	0	1
<b>Totals</b>	<b>5</b>	<b>6</b>	<b>1.2</b>	<b>0</b>	<b>5</b>

KO RETURNS	Ret.	Yds.	Avg.	TD	Lg.
Riggs	1	19	19.0	0	19

INTERCEPTIONS	Ret.	Yds.	Avg.	TD	Lg.
Burnett	1	0	0.0	0	0
Gaither	1	0	0.0	0	0
<b>Totals</b>	<b>2</b>	<b>0</b>	<b>0.0</b>	<b>0</b>	<b>0</b>

FIELD GOALS	0-29	30-39	40-49	50+	Total
Wilhoit	0-0	0-0	0-1	0-0	0-1

LOUISIANA TECH						
RUSHING	Att.	Gain	Lost	Net	TD	Lg.
Moats	21	104	7	97	1	37
Wilson	1	1	0	1	0	1
TEAM	1	0	2	-2	0	0
Champion	2	0	5	-5	0	0
Allen	1	0	12	-12	0	0
Kubik	3	0	13	-13	0	0
<b>Totals</b>	<b>29</b>	<b>105</b>	<b>39</b>	<b>66</b>	<b>1</b>	<b>37</b>

PASSING	Att.	Comp.	Int.	Yds.	TD	Lg.
Kubik	30	17	2	258	1	54
Champion	2	1	0	6	0	6
Allen	1	0	0	0	0	0
<b>Totals</b>	<b>33</b>	<b>18</b>	<b>2</b>	<b>264</b>	<b>1</b>	<b>54</b>

RECEIVING	No.	Yds.	TD	Lg.
Davis	6	127	0	54
Cosby	3	48	1	33
Chambers	2	35	0	29
Holland	2	23	0	12
Newman	2	10	0	6
Moats	1	15	0	15
Franklin	1	4	0	4
King	1	2	0	2
<b>Totals</b>	<b>18</b>	<b>264</b>	<b>1</b>	<b>54</b>

PUNTING	No.	Yds.	Avg.	Lg.
Butler	9	379	42.1	53

PUNT RETURNS	Ret.	Yds.	Avg.	TD	Lg.
Brazil	4	1	0.25	0	4

KO RETURNS	Ret.	Yds.	Avg.	TD	Lg.
Newman	1	32	32.0	0	32
Franklin	3	65	21.7	0	27
<b>Totals</b>	<b>4</b>	<b>97</b>	<b>24.2</b>	<b>0</b>	<b>32</b>

FIELD GOALS	0-29	30-39	40-49	50+	Total
Horwedel	0-0	0-1	0-0	0-0	0-1

The score said it was an easy game. The Vols said it was a learning game, and they were probably right.

Tennessee ran for 347 yards and scored 28 unanswered points to blast Louisiana Tech 42-17 at homecoming in Neyland Stadium.

"We started slow and gave up too many yards early," said Tennessee coach Phillip Fulmer. "There's some fire-power out there for us on offense with the line doing what they're doing, the receivers and those quarterbacks."

The line helped open gaps for tailbacks Cedric Houston and Gerald Riggs Jr. to have career days. Houston had 16 carries for 160 yards, a yard shy of his career-high. Riggs finished with a career-best 116 yards on 16 carries. The duo became the first pair of 100-yard rushers in a game for UT since 1994.

"When a team comes out against us in a three-man front, you have no other choice than to run the ball," offensive tackle Cody Douglas said about the Bulldogs' 3-4 defensive scheme. "It had a great effect on the passing game."

The receivers and those quarterbacks shined well, too. Brent Schaeffer earned his third start, but Erik Ainge got the majority of the snaps. He made the Bulldogs pay, too.

Ainge was 10-of-15 for 198 yards and three touchdowns. His highlight was a 60-yard scoring pass to Bret Smith in the second quarter, Tennessee's longest pass play of the season.



Neither Ainge nor Schaeffer were picky with their receivers. The quarterbacks threw to 10 different receivers, and no player caught more than three balls.

None of them caught on, however, until the second quarter with Louisiana Tech leading 14-7.

C.J. Fayton hauled in a 13-yard pass from Ainge to tie the game at 14.

Minutes later, Bret Smith brought down Ainge's 60-yard bomb and put UT on top 21-14. Smith's second touchdown was a 4-yard catch.

Robert Meachem's score came late in the third quarter on a 24-yarder from Schaeffer. It was the freshman receiver's second career catch and second career touchdown.

"I think we have the best receiving corps in the country, and I stand by that," Ainge said.

After backup quarterback Matt Kubik hit Julius Cosby for a 33-yard touchdown pass late in the first quarter, UT's Houston blasted through for a 37-yard scamper into the checkerboard to tie the game at 7.

Tech leaned on the ground attack of Ryan Moats, who entered the game as the nation's leading rusher. He duplicated Houston's run with a 37-yard score of his own. Tennessee's defense, however, somewhat stalled the rusher, as he finished with 97 yards on 21 carries.

"Moats had one good run, but Tennessee did shut him down," Bulldogs coach Jack Bicknell said. "There are some exciting days ahead for Tennessee."

SCORE BY QUARTERS					
LA. TECH	14	0	3	0	-- 17
TENNESSEE	7	21	14	0	-- 42

SCORING SUMMARY					
1st	LT - Cosby 33 pass from Kubik (Horwedel kick). UT - Houston 37 run (Wilhoit kick). LT - Moats 37 run (Horwedel kick).				
2nd	UT - Fayton 13 pass from Ainge (Wilhoit kick). UT - Smith 60 pass from Ainge (Wilhoit kick). UT - Houston 27 run (Wilhoit kick).				
3rd	UT - Smith 4 pass from Ainge (Wilhoit kick). LT - Horwedel 30 field goal. UT - Meachem 24 pass from Schaeffer (Wilhoit kick).				

RANKINGS (AP & ESPN/USA TODAY):		
Tennessee	Nos. 11 & 8	La. Tech NR & NR.

TEAM STATS		
First Downs	UT 26	LT 16
Rushes-Yards	51-347	29-66
Passing Yards	248	264
Passes (A-C-I)	22-13-0	33-18-2
Total Offensive Plays	73	62
Total Offense	595	330
Fumbles-Lost	0-0	0-0
Penalties-Yards	5-35	7-39
Punts-Average	7-39.1	9-42.1
Time of Possession	33:15	26:45
Third-Down Conversions	4 of 12	3 of 13
Fourth-Down Conversions	0 of 0	0 of 0
Sacks By-Yards	5-30	2-12

GAME NOTES	
* UT improved its record to 2-0 against the Bulldogs with a 15-1 mark against teams comprising the WAC.	
* The Vols have a 62-16-3 record in homecoming games and have won 20 of their last 21.	
* It was the first time UT had two 100-yard rushers (Cedric Houston 160 and Gerald Riggs Jr. 116) in one game since James Stewart and Jay Graham in 1994 vs. Vanderbilt.	
* The Vols' 347 rushing yards were the most since 407 vs. Vanderbilt in 1994.	
* Three of the Vols' first four scoring drives spanned a total	

# Big-Play Tigers Slash Vols on Both Sides, Force Six Tennessee Turnovers

**Auburn** 34  
**Tennessee** 10

Tennessee fumbled the ball away on its own 1-yard line and threw five interceptions to tie a school record in a 34-10 loss to Auburn.

Tigers quarterback Jason Campbell hit 12-of-15 pass attempts in the first half for 240 yards and two touchdowns. That sparked an Auburn offense that scored on its final four drives before intermission to lead 31-3.

It was Tennessee's largest halftime deficit in eight years.

"Hats off to Auburn," UT coach Phillip Fulmer said.

"They did a really good job. If you give up six turnovers, you're probably going to get beat. If you give up that many big plays, you're probably going to get beat."

Those big plays proved decisive, as Auburn hit seven plays of 20 yards or more.

Campbell completed passes of 31, 31, 38, 42, and 46 yards, while tailback Carnell Williams broke a 22-yard run and Devin Aromashodu returned a kickoff 48 yards.

The Tigers held better than a 12-minute advantage in time of possession, thanks largely to their solid ground duo of Williams and Ronnie Brown.

Williams finished with 95 yards on 24 carries, while Brown added 57 yards on 13 attempts. Each scored a rushing touchdown.

"They are really good," Fulmer said of the Auburn tailbacks. "And Jason Campbell and his receiving corps did a really fine job."

Tennessee, meanwhile compiled only 293



yards of total offense in addition to being saddled with the six turnovers. Quarterback Erik Ainge completed 17-of-35 for 173 yards and one TD to Cory Anderson.

But the freshman threw four interceptions and Brent Schaeffer added another.

Auburn defensive back Junior Rosegreen picked off four passes for the Tigers to tie a 65-year-old Southeastern Conference record.

"Junior Rosegreen is a gamer and is confident," Auburn coach Tommy Tuberville said. "I didn't know

he had four. I don't think we had four all last year. It's fun to see Junior have success."

Auburn's success began with a 14-point first quarter sandwiched around James Wilhoit's 41-yard field goal for Tennessee. Brown scampered into the end zone from 9 yards out, while Ben Obomanu caught a 5-yard TD pass from Campbell.

John Vaughn's 24-yard field goal upped the Tigers' lead to 17-3 before Auburn scored a pair of touchdowns in the final five minutes before halftime. Williams had a 5-yard TD run and Courtney Taylor a 31-yard catch and score.

Jason Allen led the Vols with 14 tackles, while Kevin Burnett added 12 and Jason Mitchell 10. Burnett recovered a fumble and Roshaun Fellows hauled in his first career interception.

"We'll put this one behind us as fast as we can," Fulmer said. "There was just no continuity -- nothing happening for us on offense all day."

October 2, Knoxville, Tenn.  
Neyland Stadium, 7:45 p.m.  
Attendance 107,828

TENNESSEE						
RUSHING	Att.	Gain	Lost	Net	TD	Lg.
Houston	15	62	7	55	0	13
Riggs	7	45	2	43	0	26
Schaeffer	4	10	4	6	0	6
Ainge	5	4	1	3	0	2
<b>Totals</b>	<b>31</b>	<b>121</b>	<b>14</b>	<b>107</b>	<b>0</b>	<b>26</b>

PASSING	Att.	Comp.	Int.	Yds.	TD	Lg.
Ainge	35	17	4	173	1	21
Schaeffer	5	1	1	13	0	13
<b>Totals</b>	<b>40</b>	<b>18</b>	<b>5</b>	<b>186</b>	<b>1</b>	<b>21</b>

RECEIVING	No.	Yds.	TD	Lg.
Fayton	4	49	0	21
Brown	3	31	0	13
B. Smith	2	27	0	16
Swain	2	20	0	11
Meachem	2	16	0	14
Tinsley	1	21	0	21
Hannon	1	13	0	13
Houston	1	8	0	8
Anderson	1	2	1	2
Riggs	1	-1	0	0
<b>Totals</b>	<b>18</b>	<b>186</b>	<b>1</b>	<b>21</b>

PUNTING	No.	Yds.	Avg.	Lg.
Colquitt	2	70	35.0	40
TEAM	1	35	35.0	35
<b>Totals</b>	<b>3</b>	<b>105</b>	<b>35.0</b>	<b>40</b>

PUNT RETURNS	Ret.	Yds.	Avg.	TD	Lg.
Hefney	3	11	3.7	0	5

KO RETURNS	Ret.	Yds.	Avg.	TD	Lg.
Larkins	3	52	17.3	0	19

INTERCEPTIONS	Ret	Yds	Avg	TD	Lg
Fellows	1	2	2.0	0	2

FIELD GOALS	0-29	30-39	40-49	50+	Total
Wilhoit	0-0	0-0	1-1	0-0	1-1

AUBURN						
RUSHING	Att.	Gain	Lost	Net	TD	Lg.
Williams	24	101	6	95	1	22
Brown	13	59	2	57	1	11
Stewart	2	0	0	0	0	0
Campbell	2	5	6	-1	0	5
Smith	1	0	3	-3	0	0
<b>Totals</b>	<b>42</b>	<b>165</b>	<b>17</b>	<b>148</b>	<b>2</b>	<b>22</b>

PASSING	Att.	Comp.	Int.	Yds.	TD	Lg.
Campbell	23	16	1	252	2	46

RECEIVING	No.	Yds.	TD	Lg.
Brown	6	79	0	38
Taylor	3	77	1	32
Aromashodu	2	50	0	46
Mix	2	8	0	5
Wallace	1	31	0	31
Obomanu	1	5	1	5
Williams	1	2	0	2
<b>Totals</b>	<b>16</b>	<b>252</b>	<b>2</b>	<b>46</b>

PUNTING	No.	Yds.	Avg.	Lg.
Bliss	4	167	41.8	53

KO RETURNS	Ret.	Yds.	Avg.	TD	Lg.
Aromashodu	1	48	48.0	0	48

INTERCEPTIONS	Ret	Yds	Avg	TD	Lg
Williams	1	2	2.0	0	2
Rosegreen	4	0	0.0	0	0
<b>Totals</b>	<b>5</b>	<b>2</b>	<b>0.4</b>	<b>0</b>	<b>2</b>

FIELD GOALS	0-29	30-39	40-49	50+	Total
Vaughn	2-2	0-0	0-0	0-0	2-2

### SCORE BY QUARTERS

<b>AUBURN</b>	<b>14</b>	<b>17</b>	<b>0</b>	<b>3</b>	--	<b>34</b>
<b>TENNESSEE</b>	<b>3</b>	<b>0</b>	<b>0</b>	<b>7</b>	--	<b>10</b>

### SCORING SUMMARY

- 1st** - AU - Brown 9 run (Vaughn kick). UT - Wilhoit 41 field goal. AU - Obomanu 5 pass from Campbell (Vaughn kick).
- 2nd** - AU - Vaughn 24 field goal. AU - Williams 5 run (Vaughn kick). AU Taylor 31 pass from Campbell (Vaughn kick).
- 4th** - UT - Anderson 2 pass from Ainge (Wilhoit kick). AU - Vaughn 29 field goal.

### GAME NOTES

- \* The win was Auburn's first at Neyland Stadium since 1983.
- \* Freshman Erik Ainge made his first career start, as did sophomore receiver Jayson Swain.
- \* Ten different Vols caught a pass for the second straight game.
- \* Tennessee's 31-3 halftime deficit was the largest since Florida led UT 35-6 in Knoxville Sept. 21, 1996.
- \* UT's six turnovers were the most since the Vols had six against Alabama Oct. 26, 2002.
- \* Auburn's five interceptions tied the record for most interceptions by a UT opponent. Duke had five interceptions in

1949 in a 21-7 win in Knoxville.

\* Junior Rosegreen's four interceptions tied the SEC record for interceptions in a game held by Mississippi State's Jack Nix against Arkansas in 1939.

\* The victory marked Auburn's first back-to-back wins over Tennessee since taking three straight from 1982-84.

### RANKINGS (AP & ESPN/USA TODAY):

Tennessee Nos. 10 & 8; Auburn 8 & 9.

### TEAM STATS

	UT	AU
First Downs	22	17
Rushes-Yards	31-107	42-148
Passing Yards	186	252
Passes (A-C-I)	18-40-5	16-23-1
Total Offensive Plays	71	65
Total Offense	293	400
Fumbles-Lost	1-1	1-1
Penalties-Yards	5-41	9-71
Punts-Average	3-35.0	4-41.8
Time of Possession	23:54	36:06
Third-Down Conversions	5-12	6-13
Fourth-Down Conversions	1-1	0-1
Sacks By-Yards	1-6	1-4

# 2004 Game Reviews

**Tennessee** 19  
**Georgia** 14

## Vols Snap Georgia Strings to Turn Eastern Division Race in Their Favor

October 9, Athens, Ga.  
Sanford Stadium, 3:30 p.m.  
Attendance 92,746

TENNESSEE						
RUSHING	Att.	Gain	Lost	Net	TD	Lg.
Riggs	26	103	1	102	0	14
Houston	16	32	4	28	0	7
Tinsley	1	3	0	3	0	3
Schaeffer	1	0	0	0	0	0
TEAM	2	0	3	-3	0	0
Ainge	1	0	3	-3	0	0
<b>Totals</b>	<b>47</b>	<b>138</b>	<b>11</b>	<b>127</b>	<b>0</b>	<b>14</b>

PASSING	Att.	Comp.	Int.	Yds.	TD	Lg.
Ainge	21	12	0	150	2	39
Schaeffer	1	0	0	0	0	0
<b>Totals</b>	<b>22</b>	<b>12</b>	<b>0</b>	<b>150</b>	<b>2</b>	<b>39</b>

RECEIVING	No.	Yds.	TD	Lg.
Tinsley	2	42	0	39
Brown	2	29	0	22
Swain	2	24	0	21
Fayton	2	13	0	12
Smith	1	22	1	22
Anderson	1	10	0	10
Meachem	1	6	0	6
Hannon	1	4	1	4
<b>Totals</b>	<b>12</b>	<b>150</b>	<b>2</b>	<b>39</b>

PUNTING	No.	Yds.	Avg.	Lg.
Colquitt	2	96	48.0	52

PUNT RETURNS	Ret.	Yds.	Avg.	TD	Lg.
Hefney	5	41	8.2	0	13

KO RETURNS	Ret.	Yds.	Avg.	TD	Lg.
Larkins	1	33	33.0	0	33

FIELD GOALS	0-29	30-39	40-49	50+	Total
Wilhoit	0-0	1-1	0-2	1-2	2-5

GEORGIA						
RUSHING	Att.	Gain	Lost	Net	TD	Lg.
Ware	15	66	2	64	1	21
Shockley	1	13	0	13	0	13
R. Brown	1	8	0	8	0	8
T. Brown	3	8	6	2	0	8
Bailey	1	1	0	1	0	1
Tereshinski III	1	0	0	0	0	0
Williams	1	0	0	0	0	0
Thomas	1	0	1	-1	0	0
Greene	5	0	31	-31	0	0
<b>Totals</b>	<b>29</b>	<b>96</b>	<b>40</b>	<b>56</b>	<b>1</b>	<b>21</b>

PASSING	Att.	Comp.	Int.	Yds.	TD	Lg.
Greene	34	15	0	163	0	21
Shockley	6	4	0	46	1	24
TEAM	1	0	0	0	0	0
<b>Totals</b>	<b>41</b>	<b>19</b>	<b>0</b>	<b>209</b>	<b>1</b>	<b>24</b>

RECEIVING	No.	Yds.	TD	Lg.
Gibson	7	85	1	24
R. Brown	6	83	0	21
Thomas	2	10	0	9
T. Brown	1	12	0	12
Pope	1	8	0	8
S. Bailey	1	7	0	7
Ware	1	4	0	4
<b>Totals</b>	<b>19</b>	<b>209</b>	<b>1</b>	<b>24</b>

PUNTING	No.	Yds.	Avg.	Lg.
Ely-Kelso	6	260	43.3	53

PUNT RETURNS	Ret.	Yds.	Avg.	TD	Lg.
Jennings	2	18	9.0	0	17

KO RETURNS	Ret.	Yds.	Avg.	TD	Lg.
Browning	1	18	18.0	0	18
McClendon	2	37	18.5	0	21
<b>Totals</b>	<b>3</b>	<b>55</b>	<b>18.3</b>	<b>0</b>	<b>21</b>

FIELD GOALS	0-29	30-39	40-49	50+	Total
A. Bailey	0-1	0-0	0-0	0-0	0-1



GAME 5

Two numbers that normally do not mean anything -- 17 and four -- meant everything during Tennessee's 19-14 victory in Athens.

Georgia was riding a 17-game win streak in Sanford Stadium and a four-game win streak in the series. Tennessee reset both of those numbers to zero with 60 minutes of stingy defense and just enough points to get the job done.

"We are really, really happy right now," UT coach Phillip Fulmer said. "Our kids laid it on the line. We are a good football team and this was a good old-fashioned SEC football game today."

The Vols took the opening kickoff and drove 80 yards, culminating the drive with a 22-yard touchdown strike from Erik Ainge to Bret Smith in the back of the end zone.

After forcing Georgia into a three and out, the Vols once again drove into scoring position. This time, a 49-yard drive ended with a 35-yard field goal off the foot of James Wilhoit.

Georgia's scoreless first quarter led head coach Mark Richt to substitute D.J. Shockley into the game at quarterback. The Bulldogs promptly marched the length of the field, ending their drive when Shockley found Fred Gibson in the back of the end zone from 24 yards out.

Tennessee concluded the first-half scoring when Wilhoit nailed a 51-yard field goal, tying his career high.

"We were able to make the plays early in the game," Fulmer said.

The Big Orange defense stepped up in the second half. After a Volunteers fumble gave Georgia the ball deep in Tennessee territory, the Vols allowed only 1 yard and forced a missed 29-yard field goal to preserve Tennessee's six-point lead for the rest of the third quarter.

"We tried to keep David Greene out of rhythm today, and we tried to put pressure on him," defensive end Jason Hall said.

Through three quarters, the Vols' defense held Greene to 5-of-14 passing for 41 yards.

Ainge opened the fourth quarter by finding Chris Hannon in the back corner of the end zone from 4 yards out on the second play of the period, lifting UT to a 19-7 advantage.

Georgia, however, remained unfazed as Danny Ware capped off a 13-play, 66-yard drive with a 1-yard touchdown run, bringing the Bulldogs within five points.

The Big Orange defense was called on one more time with 2:12 left in the ballgame, and it stiffened again, batting down David Greene's final pass into the end zone as time expired.

Gerald Riggs Jr. ran for 102 yards, surpassing the century mark for the second time in his career, both coming this season.

"The offensive line did a great job today," Riggs said. "We were able to establish the run game early on, and the offensive line did a good job of opening up holes."

SCORE BY QUARTERS					
TENNESSEE	10	3	0	6	-- 19
GEORGIA	0	7	0	7	-- 14

**SCORING SUMMARY**  
**1st** - UT - Smith 22 pass from Ainge (Wilhoit kick). UT - Wilhoit 35 field goal.  
**2nd** - GA - Gibson 24 pass from Shockley (A. Bailey kick). UT - Wilhoit 51 field goal.  
**4th** - UT - Hannon 4 pass from Ainge (Pass failed). GA - Ware 1 run (A. Bailey kick).

**GAME NOTES**  
 \* Tennessee improved to 18-14-2 all-time against Georgia, including a 9-7-1 advantage in Athens.  
 \* Freshman QB Erik Ainge completed his first five pass attempts for 80 yards.  
 \* TB Cedric Houston became the 11th Vol to eclipse the 2,000-yard rushing mark. He gained 28 yards to reach 2,022 yards for his career.  
 \* The Vols were 2-of-2 on fourth down to remain perfect on five fourth-down attempts this season.  
 \* Tennessee's first touchdown drive of 80 yards was the Vols' 13th of at least that distance this year -- out of 18 touchdowns scored.  
 \* WR Derrick Tinsley of Marietta, Ga., made his first career

start in his 44th career game played. Tinsley was on the receiving end of the game's first big play, a 39-yard completion from Ainge on third-and-11 to spark the Vols' opening drive.

\* The Vols had nine tackles for loss, including three for minus-22 yards from DT Jesse Mahelona.  
 \* Tennessee held Georgia without a first down in the first quarter.

**RANKINGS (AP & ESPN/USA TODAY):**  
 Tennessee Nos. 17 & 17; Georgia 3 & 3.

TEAM STATS	UT	GA
First Downs	19	14
Rushes-Yards	47-127	29-56
Passing Yards	150	209
Passes (A-C-I)	22-12-0	41-19-0
Total Offensive Plays	69	70
Total Offense	277	265
Fumbles-Lost	2-2	2-1
Penalties-Yards	6-38	12-82
Punts-Average	2-48.0	6-43.3
Time of Possession	35:23	24:37
Third-Down Conversions	5-15	8-18
Fourth-Down Conversions	2-2	2-3
Sacks By-Yards	5-31	1-3

# Vols Remain Perfect in Oxford by Rallying for Fourth-Quarter Triumph

Tennessee's second crucial road Southeastern Conference game in as many weeks saw the Vols visit Mississippi for a late Saturday night affair.

Once again, the Tennessee defense refused to yield and the team followed suit, picking up a hard-fought 21-17 win in Oxford.

"It's important to be able to win games when you don't always play your best," UT coach Phillip Fulmer said.

The Vols jumped out of the gate on their opening drive, scoring when Jabari Davis plunged into the end zone from 1 yard out.

Brandon Johnson sparked UT's next offensive drive when he intercepted Ethan Flatt's pass close to mid-field.

The offense sputtered at the Ole Miss 40-yard line and Fulmer sent Dustin Colquitt in to punt. Colquitt, however, faked the punt and found a wide-open Chris Hannon down the sideline for a 19-yard gain.

Fulmer said, "We knew Ole Miss would come after our punter with a lot of pressure, but I think they backed off a little bit once we called for the fake punt."

The next play from scrimmage, Gerald Riggs Jr. took the handoff and ran 21 yards for the score and a 14-0 lead.

The Rebels caught a break when Jonathan Heffney fumbled a punt at the Vols' 24-yard line. Ole Miss wasted no time capitalizing on that miscue, and three plays later Brandon Jacobs scored from the 1-yard line.

The third quarter was highlighted by defense



on both sides of the ball. Jason Allen gave Tennessee early momentum when he forced and recovered a Bill Flowers fumble on the first drive of the second half. The Ole Miss defense was ready, however, and forced the Vols into two straight three-and-out drives.

Jonathan Nichols provided the only scoring in the third quarter when he nailed a 42-yard field goal for the Rebels. With the lead down to less than a touchdown, both teams traded three-and-out drives.

Bryan Brown then intercepted Erik Ainge's pass and ran it back 34 yards for the go-ahead score with 11 minutes left in the ballgame.

"As soon as I threw the pick, Coach told me to forget about it," Ainge said. "We did a good job of looking past the last play."

Tennessee's offense responded after the interception. Ainge converted three third downs on that drive, his final one a 30-yard touchdown pass to a diving Bret Smith in the end zone with seven minutes left.

"Erik is a tough quarterback," Fulmer said. "He's not going to let too much get him down."

Tennessee's defensive star of the game was Parys Haralson, who returned to his home state and set career highs for tackles (10) and TFLs (five) while tying his career best with two sacks.

"I played with a lot of those guys out there in high school or played against some of them," Haralson said. "There was a lot of emotion. It was nice."

Johnson's second interception of the game iced the Vols' win with 59 seconds remaining.

**Tennessee 21**  
**Mississippi 17**

October 16, Oxford, Miss.  
Vaught-Hemingway Stadium, 8 p.m.  
Attendance 62,028

TENNESSEE						
RUSHING	Att.	Gain	Lost	Net	TD	Lg.
Riggs	26	124	6	118	1	24
Houston	6	8	4	4	0	5
Davis	1	1	0	1	1	1
Schaeffer	1	0	1	-1	0	0
Hannon	1	0	1	-1	0	0
TEAM	2	0	3	-3	0	0
<b>Totals</b>	<b>37</b>	<b>133</b>	<b>15</b>	<b>118</b>	<b>2</b>	<b>24</b>

PASSING						
	Att.	Comp.	Int.	Yds.	TD	Lg.
Ainge	30	14	1	231	1	39
Schaeffer	2	1	0	8	0	8
Colquitt	1	1	0	19	0	19
<b>Totals</b>	<b>33</b>	<b>16</b>	<b>1</b>	<b>258</b>	<b>1</b>	<b>39</b>

RECEIVING						
	No.	Yds.	TD	Lg.		
Meachem	3	82	0	39		
Brown	3	55	0	26		
Tinsley	2	22	0	15		
Fayton	2	19	0	14		
Swain	2	16	0	8		
Houston	2	15	0	8		
Smith	1	30	1	30		
Hannon	1	19	0	19		
<b>Totals</b>	<b>16</b>	<b>258</b>	<b>1</b>	<b>39</b>		

PUNTING						
	No.	Yds.	Avg.	Lg.		
Wilhoit	1	36	36.0	36		
Colquitt	7	286	40.9	47		
<b>Totals</b>	<b>8</b>	<b>322</b>	<b>40.2</b>	<b>47</b>		

PUNT RETURNS						
	Ret.	Yds.	Avg.	TD	Lg.	
Tinsley	2	9	4.5	0	9	
Heffney	1	0	0.0	0	0	
<b>Totals</b>	<b>3</b>	<b>9</b>	<b>3.0</b>	<b>0</b>	<b>9</b>	

KO RETURNS						
	Ret.	Yds.	Avg.	TD	Lg.	
Larkins	3	58	19.3	0	21	

INTERCEPTIONS						
	Ret	Yds	Avg	TD	Lg	
Johnson	2	1	0.5	0	1	

MISSISSIPPI						
RUSHING	Att.	Gain	Lost	Net	TD	Lg.
Lane	7	51	7	44	0	21
Pearson	13	34	3	31	0	11
Spurlock	3	14	2	12	0	8
Jacobs	7	14	4	10	1	10
Abrams	2	6	0	6	0	3
Townsend	2	3	0	3	0	2
Flatt	4	4	21	-17	0	3
<b>Totals</b>	<b>38</b>	<b>126</b>	<b>37</b>	<b>89</b>	<b>1</b>	<b>21</b>

PASSING						
	Att.	Comp.	Int.	Yds.	TD	Lg.
Flatt	20	10	2	147	0	36
Spurlock	3	2	0	4	0	7
Lane	3	2	0	17	0	13
<b>Totals</b>	<b>26</b>	<b>14</b>	<b>2</b>	<b>168</b>	<b>0</b>	<b>36</b>

RECEIVING						
	No.	Yds.	TD	Lg.		
Hill	4	44	0	13		
Johnson	2	50	0	36		
Pearson	2	45	0	32		
Flowers	2	19	0	10		
Razzano	1	7	0	7		
Rice	1	4	0	4		
Espy	1	2	0	2		
Kendrick	1	3	0	0		
<b>Totals</b>	<b>14</b>	<b>168</b>	<b>0</b>	<b>36</b>		

PUNTING						
	No.	Yds.	Avg.	Lg.		
Ridgeway	7	271	38.7	45		

PUNT RETURNS						
	Ret.	Yds.	Avg.	TD	Lg.	
Espy	3	22	7.3	0	13	

KO RETURNS						
	Ret.	Yds.	Avg.	TD	Lg.	
Espy	3	48	19.0	0	20	
Biddle	1	12	12.0	0	12	
<b>Totals</b>	<b>4</b>	<b>60</b>	<b>15.0</b>	<b>0</b>	<b>20</b>	

FIELD GOALS						
	0-29	30-39	40-49	50+	Total	
Nichols	0-0	0-1	1-1	0-0	1-2	

SCORE BY QUARTERS						
	1	2	3	4	Total	
TENNESSEE	14	0	0	7	--	21
MISSISSIPPI	0	7	3	7	--	17

SCORING SUMMARY						
1st	UT - Davis 1 run (Wilhoit kick).	UT - Riggs 34 run (Wilhoit kick).				
2nd	UM - Jacobs 1 run (Nichols kick).					
3rd	UM - Nichols 42 field goal					
4th	UM - Brown 34 interception return (Nichols kick).	UT - Smith 30 pass from Ainge (Wilhoit kick).				

- GAME NOTES**
- \* DE Parys Haralson earned SEC Defensive Player of the Week honors for his effort against the Rebels.
  - \* Tennessee's winning drive of 83 yards was the Vols' 14th scoring drive of at least 80 yards this season. UT had 13 such drive all of last year.
  - \* Former Tennessee QB Peyton Manning and former Mississippi QB Eli Manning were present on their alma mater's sidelines. The Manning brothers stand atop their respective school's all-time passing charts.
  - \* QB Erik Ainge eclipsed the 1,000-yard passing mark, completing 14-of-30 for 231 yards and one TD.
  - \* LB Kevin Burnett passed the 200-tackle plateau for his career, finishing the game with seven tackles.

- \* The crowd of 62,028 was the second largest in Vaught-Hemingway Stadium history.
- \* Tennessee had possession of the ball for 11:28 of the fourth quarter.
- \* TB Jabari Davis' first-quarter touchdown was the 22nd of his career -- the most of any current Volunteer.
- \* TB Gerald Riggs Jr. made his first career start and finished with 118 yards rushing on 26 carries.

**RANKINGS (AP & ESPN/USA TODAY):**  
Tennessee Nos. 13 & 14; Mississippi NR & NR.

TEAM STATS		
	UT	UM
First Downs	17	16
Rushes-Yards	37-118	38-89
Passing Yards	258	168
Passes (A-C-I)	33-16-1	26-14-2
Total Offensive Plays	70	64
Total Offense	376	257
Fumbles-Lost	1-1	1-1
Penalties-Yards	9-60	3-26
Punts-Average	8-40.2	7-38.7
Time of Possession	29:25	30:35
Third-Down Conversions	8-18	4-15
Fourth-Down Conversions	1-1	0-0
Sacks By-Yards	4-30	1-1

# 2004 Game Reviews

**Tennessee** 17  
**Alabama** 13

**Vols Win 9th in 10 Tries vs. Tide;**  
**Defense the Difference Early and Often**

October 23, Knoxville, Tenn.  
Neyland Stadium, 3:30 p.m.  
Attendance 107,017

TENNESSEE						
RUSHING	Att.	Gain	Lost	Net	TD	Lg.
Riggs	19	46	7	39	0	12
Houston	7	30	0	30	0	13
Davis	4	3	0	3	0	2
TEAM	4	0	9	-9	0	0
<b>Totals</b>	<b>34</b>	<b>79</b>	<b>16</b>	<b>63</b>	<b>0</b>	<b>13</b>

PASSING	Att.	Comp.	Int.	Yds.	TD	Lg.
Ainge	22	10	2	132	1	37

RECEIVING	No.	Yds.	TD	Lg.
Swain	5	80	1	37
Brown	3	29	0	17
Fayton	1	20	0	20
Riggs	1	3	0	3
<b>Totals</b>	<b>10</b>	<b>132</b>	<b>1</b>	<b>37</b>

PUNTING	No.	Yds.	Avg.	Lg.
Colquitt	7	283	40.4	50

PUNT RETURNS	Ret.	Yds.	Avg.	TD	Lg.
Tinsley	3	51	17.0	0	45

KO RETURNS	Ret.	Yds.	Avg.	TD	Lg.
Boulware	1	12	12.0	0	12

INTERCEPTIONS	Ret	Yds	Avg	TD	Lg
Campbell	1	0	0.0	0	0

FIELD GOALS	0-29	30-39	40-49	50+	Total
Wilhoit	0-0	0-0	1-1	0-0	1-1

ALABAMA						
RUSHING	Att.	Gain	Lost	Net	TD	Lg.
Darby	25	108	9	99	0	11
Brown	1	17	0	17	0	17
McClain	2	10	0	10	0	10
Castille	7	8	0	8	1	3
Prothro	1	0	0	0	0	0
Pennington	3	0	29	-29	0	0
<b>Totals</b>	<b>39</b>	<b>143</b>	<b>38</b>	<b>105</b>	<b>1</b>	<b>17</b>

PASSING	Att.	Comp.	Int.	Yds.	TD	Lg.
Pennington	28	14	1	113	0	22

RECEIVING	No.	Yds.	TD	Lg.
Prothro	5	71	0	22
Castille	4	16	0	10
Knight	2	8	0	5
Johnston	1	10	0	10
Brown	1	6	0	6
Darby	1	2	0	2
<b>Totals</b>	<b>14</b>	<b>113</b>	<b>0</b>	<b>22</b>

PUNTING	No.	Yds.	Avg.	Lg.
Freelend	8	338	42.2	51

PUNT RETURNS	Ret.	Yds.	Avg.	TD	Lg.
Brooks	1	5	5.0	0	5

KO RETURNS	Ret.	Yds.	Avg.	TD	Lg.
Brooks	2	43	21.5	0	25

INTERCEPTIONS	Ret	Yds	Avg	TD	Lg
Wortham	1	0	0.0	0	0
Ryans	1	0	0.0	0	0
<b>Totals</b>	<b>2</b>	<b>0</b>	<b>0.0</b>	<b>0</b>	<b>0</b>

FIELD GOALS	0-29	30-39	40-49	50+	Total
Bostick	0-0	1-1	1-1	0-0	2-2

Tennessee made it nine wins over Alabama in the last 10 meetings with a gritty 17-13 triumph in Knoxville

The Vols defense set the early tone, forcing and returning a fumble 18 yards for a touchdown on the game's second play.

Turk McBride broke through the Crimson Tide offensive line and hit quarterback Scott Pennington as he was trying to hand off the ball. Pennington fumbled before he could complete the exchange and Parys Haralson scooped the pigskin and ran into the checkerboards.

"Coach challenged us this week to get a turnover and score on defense," UT linebacker Kevin Burnett said. "Parys said, 'Watch me go score a touchdown.' Then he went out there and he did. He said that right before we went out."

Alabama responded with its defense as well, holding Erik Ainge to zero completions in his first five pass attempts and only one UT first down until the second quarter.

After Ainge threw an interception off of a tipped ball, Alabama fullback Tim Castille tied the game for Alabama on his 2-yard run to cap a 44-yard drive with 5:55 to play in the first quarter. Early in the second quarter, Brian Bostick nailed a 34-yard field goal and the Crimson Tide held a 10-7 lead.

Derrick Tinsley's 45-yard punt return set up Tennessee's first offensive score. Ainge found Jayson Swain on a slant pattern for a touch-



down with 6:40 remaining before half.

"Alabama's got a great defense," Ainge said. "We weren't really sharp running or throwing the football."

Tennessee would hold its 14-10 lead into the locker room and then extend it on the first drive of the third quarter. The offense drove to Alabama's 23-yard line but settled for a James Wilhoit 40-yard field goal to stretch the lead to a touchdown.

Tennessee had a chance to widen the margin, but Ainge was intercepted at the Alaba-

ma 2-yard line late in the third quarter.

After the teams traded punts to start the fourth quarter, Bostick made a 47-yard field goal to bring the Tide to within 17-13.

Alabama had one last chance, starting their drive from their own 28-yard line with 4:21 to play. Pennington led the Tide, with the help of a roughing the passer penalty on fourth down, to the Tennessee 40. He dropped back to pass and overthrew his receiver, with the ball landing in the arms of Tennessee safety Corey Campbell at the 15-yard line.

"I feel like I've stepped up as a person and helped this defense toward a championship," Campbell said.

The win improved Phillip Fulmer's record against Alabama to 10-2.

"That was a wonderful effort and I give Alabama a great amount of credit," Fulmer said. "I told the team you have to win the close ones to win championships."

SCORE BY QUARTERS					
ALABAMA	7	3	0	3	-- 13
TENNESSEE	7	7	3	0	-- 17

#### SCORING SUMMARY

- 1st - UT - Haralson 18 fumble recovery (Wilhoit kick). UA - Castille 2 run (Bostick kick)
- 2nd - UA - Bostick 34 field goal. UT - Swain 19 pass from Ainge (Wilhoit kick).
- 3rd - UT - Wilhoit 40 field goal.
- 4th - UA - Bostick 47 field goal.

#### GAME NOTES

- \* Huntsville, Ala., native Jayson Swain caught five passes for 80 yards -- both career highs -- and one TD.
- \* Haralson's fumble return was his first career touchdown and the first for UT since 2002.
- \* Jason Allen, another Alabama native (Muscle Shoals), had a game-high 15 tackles and earned Walter Camp Foundation National Defensive Player of the Week honors.
- \* LB Kevin Burnett added 12 tackles, including two behind the line of scrimmage.
- \* DT Jesse Mahelona's playing status was questionable before the game, but the junior played and contributed a huge 15-yard sack that limited a Crimson Tide scoring drive to a field goal.

\* The four-point margin of victory was the closest since a 17-17 tie in 1993.

\* Derrick Tinsley's 45-yard punt return that set up Tennessee's second score was the longest of his career. It nearly doubled his previous career punt return yardage total of 23 yards.

#### RANKINGS (AP & ESPN/USA TODAY):

Tennessee Nos. 11 & 13; Alabama NR & NR.

#### TEAM STATS

	UT	UA
First Downs	11	16
Rushes-Yards	39-105	34-63
Passing Yards	113	132
Passes (A-C-I)	28-14-1	22-10-2
Total Offensive Plays	67	56
Total Offense	218	195
Fumbles-Lost	1-1	0-0
Penalties-Yards	5-40	6-56
Punts-Average	8-42.2	7-40.4
Time of Possession	33:56	26:04
Third-Down Conversions	5-16	2-12
Fourth-Down Conversions	0-0	0-0
Sacks By-Yards	0-0	2-21

# Second-Half Surge Allows Vols to Avoid Halloween-Eve Scare in Columbia

Tennessee 43  
South Carolina 29

Tennessee maintained control of its own destiny on the road to the SEC Championship Game. But not without some tense moments in a 43-29 win at South Carolina.

"This team just has tremendous character and toughness and I admire that a lot," UT coach Phillip Fulmer said.

That determination was displayed throughout the first half, which the Gamecocks controlled everywhere but on the scoreboard.

South Carolina scored first after pinning the Vols on the 1-yard line. Gerald Riggs Jr. took a handoff but was taken down before he could get out of the end zone. The Gamecocks led, 2-0.

Tennessee recovered the resulting free kick to take over in South Carolina territory, but Erik Ainge was intercepted at the 20-yard line. USC converted that turnover into three points when Josh Brown hit a 27-yard field goal to stretch the lead to 5-0.

Brown hit a second-quarter field goal from 37 yards out for an 8-0 lead, but his 37-yard miss late in the half sparked the Volunteers.

With just under one minute to play before halftime, Brent Schaeffer subbed for starter Ainge and found C.J. Payton on a third-and-18 completion for a 55-yard gain.

Two plays later, Ainge returned to hit David Holbert for a TD pass and Schaeffer ran across the two-point try to tie the game 8-8 at the half.

"Brent gave us a huge lift during the ballgame," Fulmer said. "He had the best week of



practice he's had this season. If he hadn't gotten hurt, he would have ended up with more reps than he got, actually."

Schaeffer's injury, a broken collarbone, was the only blemish on the Tennessee offense's 35-point second half. In fact, the Vols were scoring so quickly in the fourth quarter that UT's defenders became winded in the Carolina heat and allowed 21 fourth-quarter points.

"It's hard to be really pleased with the last quarter," Fulmer said. "The defense was on the field way too much in the first half. This was a tough win for us."

Cedric Houston returned to the limelight for the Vols, carrying for gains of 37, 54 and 65 yards. The senior finished his career against the Gamecocks with 384 rushing yards.

Defensively, Tennessee kept Carolina on the run throughout the game. The Vols tallied 11 tackles for loss, including three sacks. Parys Haralson had three stops behind the line for minus-17 yards, while Jason Allen led the overall surge with 15 total stops and a forced fumble. Kevin Burnett contributed 11 tackles.

Omar Gaither, Roshawn Hefney and South Carolina native Jonathan Hefney all had interceptions. It was Hefney's first career pick.

"You come here and you win and it's huge," Fulmer said. "We've had a lot of close wins and a lot of emotional things that go along with that. Us keeping South Carolina out of the end zone and forcing field goals was key."

SCORE BY QUARTERS					
TENNESSEE	0	8	14	21	-- 43
SOUTH CAROLINA	5	3	0	21	-- 29

SCORING SUMMARY					
1st	SC - Hurley, Ricardo safety.	SC - Brown 27 field goal.			
2nd	SC - Brown 37 field goal.	UT - Holbert 21 pass from Ainge (Wilhoit kick).			
3rd	UT - Hannon 24 pass from Ainge (Wilhoit kick).	UT - Brown 20 pass from Ainge (Wilhoit kick).			
4th	UT - Houston 1 run (Wilhoit kick).	SC - Thomas 5 pass from Pinkins (Brown kick).	UT - Yancey 23 run (Wilhoit kick).	SC - Gause 3 pass from Pinkins (Brown kick).	UT - Smith 44 kickoff return (Wilhoit kick).
					SC - Pinkins 4 run (Brown kick).

GAME NOTES	
* Tennessee's victory was its 12th consecutive over the Gamecocks and improved the Vols' series lead to 19-2-2.	
* WR Bret Smith returned a fourth-quarter on-side kick 44 yards for a touchdown. It was just the second kickoff return for a TD in the league this year.	
* TB Cedric Houston's 190 yards rushing was a career high.	
* QB Erik Ainge threw three TD passes, giving him 16 for the year and eclipsing Casey Clausen's UT freshman record of 15. It marked Ainge's third three-TD game of the	

RANKINGS (AP & ESPN/USA TODAY):	
Tennessee Nos. 11 & 12;	South Carolina NR & NR.

TEAM STATS		
First Downs	14	30
Rushes-Yards	36-246	37-226
Passing Yards	166	341
Passes (A-C-I)	20-11-1	49-34-3
Total Offensive Plays	56	86
Total Offense	412	567
Fumbles-Lost	0-0	2-0
Penalties-Yards	8-66	8-49
Punts-Average	7-41.1	4-39.0
Time of Possession	22:21	37:39
Third-Down Conversions	5-13	7-16
Fourth-Down Conversions	0-0	0-1
Sacks By-Yards	3-24	3-20

October 30, Columbia, S.C.  
Williams-Brice Stadium, 12:30 p.m.  
Attendance 81,400

TENNESSEE						
RUSHING	Att.	Gain	Lost	Net	TD	Lg.
Houston	15	193	3	190	1	65
Riggs	7	26	1	25	0	15
Yancey	4	25	2	23	1	23
Schaeffer	6	27	13	14	0	12
Tinsley	1	3	0	3	0	3
Davis	1	2	0	2	0	2
Meachem	1	0	4	-4	0	0
Ainge	1	0	7	-7	0	0
Totals	36	276	30	246	2	65

PASSING	Att.	Comp.	Int.	Yds.	TD	Lg.
Ainge	16	9	1	109	3	24
Schaeffer	4	2	0	57	0	55
Totals	20	11	1	166	3	55

RECEIVING	No.	Yds.	TD	Lg.
Fayton	2	80	0	55
Hannon	2	28	1	24
Holbert	1	21	1	21
Brown	1	20	1	20
Houston	1	13	0	13
Meachem	1	12	0	12
Brown	1	6	0	6
Riggs	1	4	0	4
Smith	1	2	0	2
Totals	11	166	3	55

PUNTING	No.	Yds.	Avg.	Lg.
Colquitt	7	288	41.1	53

PUNT RETURNS	Ret.	Yds.	Avg.	TD	Lg.
Tinsley	1	0	0.0	0	0

KO RETURNS	Ret.	Yds.	Avg.	TD	Lg.
Smith	1	44	44.0	0	44
Larkins	2	36	18.0	0	19
Totals	3	80	26.6	0	44

INTERCEPTIONS	Ret	Yds	Avg	TD	Lg
Hefney	1	1	1.0	0	0
Fellows	1	0	0.0	0	0
Gaither	1	20	20.0	0	20
Totals	3	21	7.0	0	20

SOUTH CAROLINA						
RUSHING	Att.	Gain	Lost	Net	TD	Lg.
Summers, D.	10	106	11	95	0	49
Boyd	4	60	0	60	0	28
Pinkins, D.	10	63	17	46	1	12
Gray	2	21	0	21	0	19
Turman	6	21	5	16	0	6
Thompson	1	4	0	4	0	4
Gause	1	3	0	3	0	3
Newton	3	0	19	-19	0	0
Totals	37	278	52	226	1	49

PASSING	Att.	Comp.	Int.	Yds.	TD	Lg.
Pinkins, D.	42	30	2	306	2	52
Newton	7	4	1	35	0	17
Totals	49	34	3	341	2	52

RECEIVING	No.	Yds.	TD	Lg.
Williamson	7	79	0	20
Gause	6	66	1	28
Whiteside	6	32	0	14
Summers, D.	5	35	0	16
Boyd	4	36	0	13
Thomas	2	39	1	21
Turman	2	59	0	52
Turman	1	7	0	0
Totals	34	341	2	52

PUNTING	No.	Yds.	Avg.	Lg.
Brown	2	63	31.5	48
Bowers	2	93	46.5	50
Totals	4	156	39.0	50

PUNT RETURNS	Ret.	Yds.	Avg.	TD	Lg.
Whiteside	2	20	10.0	0	20

KO RETURNS	Ret.	Yds.	Avg.	TD	Lg.
Williamson	1	29	29.0	0	29
Gray	1	4	4.0	0	4
Turman	2	28	14.0	0	18
Shaw	1	-2	-2.0	0	0
Totals	5	59	11.8	0	29

INTERCEPTIONS	Ret	Yds	Avg	TD	Lg
Simpson	1	1	1.0	0	1

FIELD GOALS	0-29	30-39	40-49	50+	Total
Brown	1-1	2-2	0-0	0-0	3-3

2004 VOLUNTEERS

# 2004 Game Reviews

**Notre Dame** 17  
**Tennessee** 13

November 6, Knoxville, Tenn.  
Neyland Stadium, 3:30 p.m.  
Attendance 107,266

TENNESSEE						
RUSHING	Att.	Gain	Lost	Net	TD	Lg.
Houston	18	71	6	65	0	25
Riggs	9	37	0	37	0	11
Tinsley	1	3	0	3	0	3
Hannon	1	0	0	0	0	0
Clausen	2	0	13	-13	0	0
TEAM	2	0	17	-17	0	0
Ainge	6	14	31	-17	0	9
<b>Totals</b>	<b>39</b>	<b>125</b>	<b>67</b>	<b>58</b>	<b>0</b>	<b>25</b>

PASSING	Att.	Comp.	Int.	Yds.	TD	Lg.
Ainge	18	11	0	149	1	56
Clausen	18	10	1	120	0	39
<b>Totals</b>	<b>36</b>	<b>21</b>	<b>1</b>	<b>269</b>	<b>1</b>	<b>56</b>

RECEIVING	No.	Yds.	TD	Lg.
Swain	5	68	0	22
Houston	4	78	1	56
Meachem	4	67	0	39
Smith	2	17	0	9
Brown	2	15	0	8
Riggs	2	6	0	5
Hannon	1	15	0	15
Anderson	1	3	0	3
<b>Totals</b>	<b>21</b>	<b>269</b>	<b>1</b>	<b>56</b>

PUNTING	No.	Yds.	Avg.	Lg.
Colquitt	6	255	42.5	59

PUNT RETURNS	Ret.	Yds.	Avg.	TD	Lg.
Hefney	1	5	5.0	0	5
Tinsley	2	19	9.5	0	10
<b>Totals</b>	<b>3</b>	<b>24</b>	<b>8.0</b>	<b>0</b>	<b>10</b>

KO RETURNS	Ret.	Yds.	Avg.	TD	Lg.
Larkins	3	32	10.6	0	12

FIELD GOALS	0-29	30-39	40-49	50+	Total
Wilhoit	0-0	2-2	0-0	0-0	2-2

NOTRE DAME						
RUSHING	Att.	Gain	Lost	Net	TD	Lg.
Walker	9	74	4	70	0	32
Grant	12	50	0	50	0	11
Wilson	2	12	0	12	0	9
Holiday	1	3	0	3	0	3
Powers-Neal	1	1	0	1	0	1
Thomas	1	0	2	-2	0	0
TEAM	3	0	6	-6	0	0
Quinn	7	4	34	-30	0	3
<b>Totals</b>	<b>36</b>	<b>144</b>	<b>46</b>	<b>98</b>	<b>0</b>	<b>32</b>

PASSING	Att.	Comp.	Int.	Yds.	TD	Lg.
Quinn	23	12	0	118	1	29

RECEIVING	No.	Yds.	TD	Lg.
McKnight	4	35	0	16
Stovall	2	41	0	29
Fasano	2	16	1	8
Wilson	1	18	0	18
Carlson	1	3	0	3
Powers-Neal	1	3	0	3
Thomas	1	2	0	2
<b>Totals</b>	<b>12</b>	<b>118</b>	<b>1</b>	<b>29</b>

PUNTING	No.	Yds.	Avg.	Lg.
Fitzpatrick	10	398	39.8	52

PUNT RETURNS	Ret.	Yds.	Avg.	TD	Lg.
Holiday	2	18	9.0	0	9

KO RETURNS	Ret.	Yds.	Avg.	TD	Lg.
Shelton	1	11	11.0	0	11

INTERCEPTIONS	Ret.	Yds.	Avg.	TD	Lg.
Goolsby	1	26	26.0	1	26

FIELD GOALS	0-29	30-39	40-49	50+	Total
Fitzpatrick	0-0	1-1	0-0	0-0	1-1

## Freshman Quarterback Supply Reaches Zero as Fighting Irish Rally Past Vols

The injury bug that had been buzzing throughout Tennessee's locker room in 2004 finally took a bite. And it was a big one.

Notre Dame rallied for a 17-13 victory over a depleted UT squad that went from bad to worse as the game progressed.

Erik Ainge became the second half of Tennessee's freshman quarterback duo to be felled by injury in as many weeks when he was sacked on the final play of the first half, separating his right shoulder.

"Losing Erik was really disappointing to our team," UT coach Phillip Fulmer said. "Our football team has laid it on the line for eight weeks now and I expected us to play really well. Obviously, though, we didn't get it done."

Another playmaker, the versatile Derrick Tinsley, saw his season and career come to an end when he suffered a fractured lower leg -- also in the first half.

Those injuries set the stage for Notre Dame's rally from a 10-7 halftime deficit. Tennessee could muster only three points after the break and a key turnover proved the difference.

Irish linebacker Mike Goolsby intercepted a hurried pass attempt by reserve QB Rick Clausen and returned it 26 yards for a touchdown with 6:46 remaining in the third quarter. Notre Dame led 14-10 and never relinquished the advantage.

"Goolsby's interception was a huge play," Notre Dame coach Tyrone Willingham said. "We



came with the blitz because we wanted to change the tempo. We had focused on coverage, but it was timely to change the tempo."

UT opened the scoring on a James Wilhoit 30-yard field goal six minutes into the first quarter. Notre Dame responded when Brady Quinn connected with Anthony Fasano for an 8-yard touchdown on its next possession.

After a series of punts, UT tailback Cedric Houston took a pass from Ainge and rambled 56 yards for the checkerboards to put the Vols

ahead 10-7.

The stingy Vols and Irish defense dominated the second half. Only one of Notre Dame's seven second-half drives went longer than 18 yards. Tennessee's defense allowed only 75 yards of total offense in the final three quarters.

Clausen hit Robert Meachem for a 39-yard completion to set up another Wilhoit field goal, this time from 33 yards. D.J. Fitzpatrick added a 39-yard field goal for Notre Dame to complete the scoring at 17-13.

"Our goals are not lost," Fulmer said. "We still want to win the Southeastern Conference."

Defensive tackle Jesse Mahelona had another big game for the Vols, finishing with five TFLs.

"Mahelona was one of the greatest competitors I have ever gone up against," Irish guard Bob Morton said. "He was just a great classy guy. If you got him on a play he would tell you 'Hey, you got me,' and then I would help him up. But if he got you he would help you up."

SCORE BY QUARTERS					
NOTRE DAME	7	0	7	3	-- 17
TENNESSEE	3	7	3	0	-- 13

**SCORING SUMMARY**  
**1st** - UT - Wilhoit 30 field goal. ND - Fasano 8 pass from Quinn (Fitzpatrick kick).  
**2nd** - UT - Houston 56 pass from Ainge (Wilhoit kick).  
**3rd** - ND - Goolsby 26 interception return (Fitzpatrick kick). UT - Wilhoit 33 field goal.  
**4th** - ND - Fitzpatrick 39 field goal.

**GAME NOTES**  
 \* Tennessee leads the overall series 4-3, with a 2-2 tie in games played in Knoxville. Notre Dame's win snaps UT's three-game winning streak against the Irish.  
 \* The Vols are one of only five "major" schools to lead their series with Notre Dame, along with Nebraska, Florida State, Georgia and Michigan.  
 \* QB Rick Clausen is the brother of former Vols QB Casey Clausen. Rick transferred to UT after two seasons at LSU.  
 \* TB Cedric Houston's 56-yard touchdown reception was a career-long.  
 \* WR Tony Brown caught two passes for 15 yards and remains the only Vols with a reception in every game this season.  
 \* WR Derrick Tinsley's 22 all-purpose yards gave him 981

career all-purpose yards.  
 \* C Chuck Prugh, who was born and lived in Bloomington, Ind., until mid-childhood, made his first career start for the Vols.  
 \* SS Robert Boulware made his first career start in his 32nd collegiate game played.  
 \* Tennessee has trailed in eight of its nine games this year, with the lone exception being at Georgia.

**RANKINGS (AP & ESPN/USA TODAY):**  
 Tennessee 9 & 10; Notre Dame NR & NR.

TEAM STATS	UT	ND
First Downs	17	13
Rushes-Yards	39-58	36-98
Passing Yards	269	118
Passes (A-C-I)	36-21-1	23-12-0
Total Offensive Plays	75	59
Total Offense	327	216
Fumbles-Lost	3-0	0-0
Penalties-Yards	2-20	3-9
Punts-Average	6-42.5	10-39.8
Time of Possession	32:32	27:28
Third-Down Conversions	5-17	3-14
Fourth-Down Conversions	0-0	0-3
Sacks By-Yards	3-21	5-44

# Vols Survive Vanderbilt Rally, Clinch Trip to Atlanta for SEC Championship Game

Tennessee 38  
Vanderbilt 33

The Vanderbilt Commodores kept hanging around and threatening to ruin Tennessee's day -- and season.

The Vols clinched at least a share of their sixth SEC Eastern Division title with a 38-33 win, UT's 22nd consecutive over Vanderbilt. But it took a late defensive stand to thwart Vanderbilt's fourth-quarter heroics in front of 32,312 at Vanderbilt Stadium.

"All I know is that we're the Eastern Division champions in the SEC," UT coach Phillip Fulmer said. "Not one person picked us. We're young and we've faced lots of adversity."


Tennessee jumped to an early lead when Cedric Houston ran in from six yards out to cap a two-play, 14-yard drive. The score was set up after Parys Haralson recovered a Jay Cutler fumble forced by Corey Larkins on the game's third play.

On UT's next two possessions, Houston scored TDs from 11 and 5 yards out -- sandwiched around a Vanderbilt touchdown drive -- to give the Vols a 21-6 lead.

The Big Orange made it four touchdowns in four possessions when the Vols again took advantage of a defensive big play.

Cutler was sacked by Haralson and fumbled again, this time the ball recovered by Justin Harrell. Four plays later Rick Clausen threw a 20-yard touchdown to Jayson Swain to give the Vols a 22-point advantage.

"There was a point in this football game



where we should have taken over," Fulmer said. "I told the players to look at themselves and see if we prepared as much as we needed to."

Vanderbilt was not about to give up, and on its very next play from scrimmage, Cutler hit Brandon Smith for an 80-yard touchdown pass. The Commodores added another long scoring drive before half-time to close the margin to 28-20 at the break.

"I was pleased with our effort but not our results," Vandy coach Bobby Johnson said. "I thought our guys came

out and played extremely hard. They believed they had a chance to win the game."

Swain caught his second TD pass from Clausen for Tennessee's final points and a 38-20 lead at the end of three periods. But that's when VU caught fire and almost caught the Vols.

The Commodores turned in scoring drives of 71 and 87 yards to pull within five points with 4:30 remaining. And they regained possession at their own 20 with 2:16 remaining -- plenty of time to win for the first in two decades.

Again, Haralson came to the Vols' rescue.

His spinning rush on the drive's first play caught Cutler's arm just as the VU quarterback was making his attempt. The pass fluttered into the waiting arms of cornerback Roshawn Fellows, icing Tennessee's eighth victory.

Haralson finished with four tackles, but two were for sacks and he added the forced fumble, the fumble recovery and three quarterback hurries -- none bigger than the last.

November 20, Nashville, Tenn.  
Vanderbilt Stadium, 11:30 p.m.  
Attendance 32,312

TENNESSEE						
RUSHING	Att.	Gain	Lost	Net	TD	Lg.
Riggs	16	151	2	149	0	52
Houston	19	99	2	97	3	13
TEAM	1	0	1	-1	0	0
Meachem	1	0	3	-3	0	0
Clausen	1	0	6	-6	0	0
<b>Totals</b>	<b>38</b>	<b>250</b>	<b>14</b>	<b>236</b>	<b>3</b>	<b>52</b>

TENNESSEE						
PASSING	Att.	Comp.	Int.	Yds.	TD	Lg.
Clausen	30	19	2	189	2	20

TENNESSEE						
RECEIVING	No.	Yds.	TD	Lg.		
Anderson	3	40	0	18		
Swain	3	39	2	20		
Meachem	3	25	0	12		
Fayton	3	15	0	7		
Brown	2	28	0	20		
Smith	1	11	0	11		
Riggs	1	-2	0	0		
<b>Totals</b>	<b>19</b>	<b>189</b>	<b>2</b>	<b>20</b>		

TENNESSEE						
PUNTING	No.	Yds.	Avg.	Lg.		
Colquitt	3	108	36.0	39		

TENNESSEE						
KO RETURNS	Ret.	Yds.	Avg.	TD	Lg.	
Hefney	2	42	21.0	0	27	
Yancey	2	31	15.5	0	18	
<b>Totals</b>	<b>4</b>	<b>73</b>	<b>18.3</b>	<b>0</b>	<b>27</b>	

TENNESSEE						
INTERCEPTIONS	Ret.	Yds.	Avg.	TD	Lg.	
Allen	1	4	4.0	0	4	
Fellows	1	6	6.0	0	6	
<b>Totals</b>	<b>2</b>	<b>10</b>	<b>5.0</b>	<b>0</b>	<b>6</b>	

TENNESSEE						
FIELD GOALS	0-29	30-39	40-49	50+	Total	
Wilhoit	0-0	1-1	0-0	0-0	1-1	

VANDERBILT						
RUSHING	Att.	Gain	Lost	Net	TD	Lg.
McKenzie	9	47	1	46	0	10
Jennings	8	38	3	35	2	14
Doster	6	24	7	17	0	12
Garrison	2	9	0	9	0	6
Cutler	7	21	19	2	0	13
Smith	1	0	3	-3	0	0
<b>Totals</b>	<b>33</b>	<b>139</b>	<b>33</b>	<b>106</b>	<b>2</b>	<b>14</b>

VANDERBILT						
PASSING	Att.	Comp.	Int.	Yds.	TD	Lg.
Cutler	33	22	2	314	3	80

VANDERBILT						
RECEIVING	No.	Yds.	TD	Lg.		
Smith	8	160	1	80		
White	7	118	1	62		
Young	2	17	0	13		
Loyte	2	10	0	5		
Doster	1	5	0	5		
Dunning	1	3	1	3		
Tant	1	1	0	1		
<b>Totals</b>	<b>22</b>	<b>314</b>	<b>3</b>	<b>80</b>		

VANDERBILT						
PUNTING	No.	Yds.	Avg.	Lg.		
Iranmanesh	3	115	38.3	50		

VANDERBILT						
PUNT RETURNS	Ret.	Yds.	Avg.	TD	Lg.	
Morris	1	10	10.0	0	10	

VANDERBILT						
KO RETURNS	Ret.	Yds.	Avg.	TD	Lg.	
Parker	4	74	18.5	0	28	

VANDERBILT						
INTERCEPTIONS	Ret.	Yds.	Avg.	TD	Lg.	
Morris	1	0	0.0	0	0	
Joyce	1	11	11.0	0	11	
<b>Totals</b>	<b>2</b>	<b>11</b>	<b>5.5</b>	<b>0</b>	<b>11</b>	

SCORE BY QUARTERS						
TENNESSEE	14	14	10	0	--	38
VANDERBILT	6	14	0	13	--	33

### SCORING SUMMARY

- 1st** - UT - Houston 6 run (Wilhoit kick). UT - Houston 11 run (Wilhoit kick). VU - White 11 pass from Cutler (kick failed).
- 2nd** - UT - Houston 5 run (Wilhoit kick). UT - Swain 20 pass from Clausen (Wilhoit kick). VU - Smith 80 pass from Cutler (White pass). VU - Jennings 2 run (kick failed).
- 3rd** - UT - Wilhoit 34 field goal. UT - Swain 5 pass from Clausen (Wilhoit kick).
- 4th** - VU - Jennings 10 run (pass failed). VU - Dunning 3 pass from Cutler (Iranmanesh kick).

### GAME NOTES

- \* Tennessee's 22-game winning streak over Vanderbilt is third longest among active Division I-A series streaks. Only Notre Dame over Navy (41) and Nebraska over Kansas (36) are longer.
- \* TB Cedric Houston's three TDs were a career high.
- \* TB Gerald Riggs Jr. carried for a career-high 149 yards in the game.
- \* Attendance at the game of 32,312 was the smallest crowd to watch a Tennessee game since Sept. 8, 1990, when

32,114 saw the Vols play at Mississippi State.

\* QB Rick Clausen's start at quarterback was his second collegiate start and the first since Nov. 23, 2002, playing for LSU against Mississippi.

\* WR Jayson Swain caught two TD passes for the first time in his career.

\* Vanderbilt scored against UT for the first time since the fourth quarter of the 2000 game.

### RANKINGS (AP & ESPN/USA TODAY):

Tennessee 15 & 16; Vanderbilt NR & NR.

TEAM STATS	UT	VU
First Downs	20	23
Rushes-Yards	38-236	33-106
Passing Yards	189	314
Passes (A-C-I)	30-19-2	33-22-2
Total Offensive Plays	68	66
Total Offense	425	420
Fumbles-Lost	1-0	3-2
Penalties-Yards	8-60	4-30
Punts-Average	3-36.0	3-38.3
Time of Possession	30:48	29:12
Third-Down Conversions	10-16	5-11
Fourth-Down Conversions	0-0	1-1
Sacks By-Yards	2-8	0-0

# 2004 Game Reviews

**Tennessee** 37  
**Kentucky** 31

November 27, Knoxville, Tenn.  
Neyland Stadium, 12:30 p.m.  
Attendance 102,453

TENNESSEE						
RUSHING	Att	Gain	Lost	Net	TD	Lg
Houston	24	131	4	127	0	26
Riggs	10	52	0	52	1	12
Anderson	1	22	0	22	1	22
Clausen	2	5	0	5	1	4
Hannon	1	0	0	0	0	0
Davis	1	0	0	0	0	0
TEAM	1	0	2	-2	0	0
<b>Totals</b>	<b>40</b>	<b>210</b>	<b>6</b>	<b>204</b>	<b>3</b>	<b>26</b>

PASSING	Att	Comp	Int	Yds	TD	Lg
Clausen	41	26	2	349	2	35
TEAM	1	0	0	0	0	0
Fayton	1	1	0	53	0	53
<b>Totals</b>	<b>43</b>	<b>27</b>	<b>2</b>	<b>402</b>	<b>2</b>	<b>53</b>

RECEIVING	No	Yds	TD	Lg
Meachem	5	145	1	53
Brown	4	51	1	18
Fayton	4	45	0	33
Houston	3	35	0	19
Smith	2	40	0	23
Swain	2	26	0	18
Brown	2	19	0	11
Anderson	2	11	0	6
Riggs	1	15	0	15
Hannon	1	10	0	10
Holbert	1	5	0	5
<b>Totals</b>	<b>27</b>	<b>402</b>	<b>2</b>	<b>53</b>

PUNTING	No	Yds	Avg	Lg
Colquitt	1	33	33.0	33

PUNT RETURNS	Ret	Yds	Avg	TD	Lg
Hefney	4	0	0.0	0	0

KO RETURNS	Ret	Yds	Avg	TD	Lg
Riggs	2	37	18.5	0	20
Hefney	3	49	16.3	0	21
<b>Totals</b>	<b>5</b>	<b>86</b>	<b>17.2</b>	<b>0</b>	<b>21</b>

INTERCEPTIONS	Ret	Yds	Avg	TD	Lg
Campbell	1	0	0.0	0	0

FIELD GOALS	0-29	30-39	40-49	50+	Total
Wilhoit	1-2	0-0	0-0	0-0	1-2

KENTUCKY						
RUSHING	Att	Gain	Lost	Net	TD	Lg
Holt	1	34	0	34	0	34
Boyd	10	35	17	18	1	12
Beach	6	16	0	16	0	10
Dixon	4	24	11	13	0	13
Davis	2	13	0	13	0	9
Little	4	12	3	9	0	7
Johnson	1	3	0	3	0	3
Thornton	1	0	1	-1	0	0
<b>Totals</b>	<b>29</b>	<b>137</b>	<b>32</b>	<b>105</b>	<b>1</b>	<b>34</b>

PASSING	Att	Comp	Int	Yds	TD	Lg
Boyd	32	20	1	218	2	41

RECEIVING	No	Yds	TD	Lg
Mitchell	9	111	0	41
Tamme	4	55	2	20
Little	2	21	0	11
Holt	2	13	0	8
Johnson	2	10	0	6
Parker	1	8	0	8
<b>Totals</b>	<b>20</b>	<b>218</b>	<b>2</b>	<b>41</b>

PUNTING	No	Yds	Avg	Lg
Sucurovic	4	183	45.8	51

PUNT RETURNS	Ret	Yds	Avg	TD	Lg
Little	1	4	4.0	0	4

KO RETURNS	Ret	Yds	Avg	TD	Lg
Little	2	37	18.5	0	28
Haydock	1	3	3.0	0	3
Davis	3	64	21.3	0	29
<b>Totals</b>	<b>6</b>	<b>104</b>	<b>17.3</b>	<b>0</b>	<b>29</b>

INTERCEPTIONS	Ret	Yds	Avg	TD	Lg
Abren	1	6	6.0	0	6
Booker	1	3	3.0	0	3
<b>Totals</b>	<b>2</b>	<b>9</b>	<b>4.5</b>	<b>0</b>	<b>6</b>

FIELD GOALS	0-29	30-39	40-49	50+	Total
Begley	0-0	0-0	1-1	0-0	1-1

## Vols Keep It Close Once Again, Slip Past Kentucky in Game's Final Minute

Don't use the phrase "Close, but no cigar" around the Tennessee Volunteers.

UT rallied for a 37-31 victory over Kentucky to clinch the outright SEC Eastern Division title with a 7-1 record. The triumph was Tennessee's sixth in the league this year by six points or less and made for another nervous afternoon on the Big Orange sideline.

"I love these guys but they are making an old man out of me and the rest of the staff," UT coach Phillip Fulmer said. "They have a lot of pride and heart and they fought through a lot to be the Eastern Division champions."


Tennessee battled through another deficit against their border-state rivals. For the third time in four years, Kentucky held a second-half lead on the Vols in its bid to snap what has become a 20-game UT winning streak in the series.

This time, UT rallied from 31-22 entering the fourth quarter.

Junior quarterback Rick Clausen found Tony Brown for a 12-yard TD pass with 9:39 remaining to make it a two-point game. And although they had struggled to stop the Wildcats for most of the afternoon, Tennessee's defense saved its best for last.

The Vols limited Kentucky to minus-32 yards over their final three series. Defensive end Karlton Neal played a part in that surge with a key sack of Wildcats quarterback Shane Boyd.

"To me, I just thought I've got to find a way to make a big play," Neal said. "The defense came out with a better attitude in the second half."



But it was the offense that ultimately made the difference. Tennessee finished with 402 yards passing and 606 total yards -- the team's highest output since Peyton Manning and the 1997 Vols beat Kentucky in Lexington.

UT's winning drive began at its own 40-yard line with 3:31 remaining.

Clausen passed to Gerald Riggs Jr., C.J. Fayton and Brown for consecutive first downs to the Kentucky 20. Then after a pair of running plays, Riggs found a hole and scampered 12 yards for the winning

touchdown with just 38 ticks left on the scoreboard clock.

"We had to get a touchdown because of the way the flow of the game was going," Riggs said. "The play we called could have gone inside or outside depending on the defense."

Freshman receiver Robert Meachem had huge day for Tennessee, catching five passes for a team-season high 145 yards and a crucial touchdown just before halftime. Fullback Cory Anderson added a 22-yard touchdown on his first career rushing try.

Kentucky's last hopes were squashed when Corey Campbell intercepted Boyd's pass at the UT 28 with six seconds left. It was Campbell's second game-clinching interception this year.

"We haven't played with the passion we need to lately, but we got it done," Fulmer said. "I thought we would be struggling with the offense, not with the defense, but it has been the other way around."

Clausen finished 26-of-41 for 349 yards and two touchdowns in his second career start.

SCORE BY QUARTERS					
KENTUCKY	10	14	7	0	-- 31
TENNESSEE	7	15	0	15	-- 37

**SCORING SUMMARY**  
**1st** - UK - Begley 45 field goal. UT - Clausen 1 run (Wilhoit kick). UK - Tamme 20 pass from Boyd (Begley kick).  
**2nd** - UK - Abren 6 interception return (Begley kick). UT - Anderson 22 run (kick blocked). UT - Wilhoit 24 field goal. UK - Tamme 16 pass from Boyd. UT - Meachem 20 pass from Clausen (conversion failed).  
**3rd** - UK - Boyd 1 run (Begley kick).  
**4th** - UT - Brown 12 pass from Clausen (Wilhoit kick). UT - Riggs 12 run (Houston rush).

**GAME NOTES**  
 \* Tennessee became the first team in SEC history to win six conference games in a season by six points or less.  
 \* This was the 100th UT-Kentucky game in a series that began in 1893.  
 \* Tennessee victory was its 100th in the last 10 years to lead the SEC. The Vols improved to 100-24 since the start of the 1995 season.  
 \* WR Robert Meachem became Tennessee's first receiver to eclipse 100 yards receiving in a game this season. He finished with 145 on five catches.

\* Tennessee's total season attendance for seven games of 746,507 led the nation. The Vols finished second nationally in average attendance at 106,644.

\* UT's 20-game winning streak over Kentucky is the fourth longest active streak in Division I-A, trailing Notre Dame over Navy (41), Nebraska over Kansas (36) and UT over Vanderbilt (22).

\* The Vols trailed in all but the Georgia and Vandy games.

**RANKINGS (AP & USA TODAY/ESPN):**  
 Tennessee 15 & 15; Kentucky NR & NR.

TEAM STATS	UT	UK
First Downs	34	20
Rushes-Yards	40-204	29-105
Passing Yards	402	218
Passes (A-C-I)	43-27-2	32-20-1
Total Offensive Plays	83	61
Total Offense	606	323
Fumbles-Lost	0-0	3-0
Penalties-Yards	5-48	11-88
Punts-Average	1-33.0	4-45.8
Time of Possession	32:54	27:06
Third Down Conversions	9-16	3-10
Fourth Down Conversions	0-1	0-2
Sacks By-Yards	1-13	0-0

# Tigers Clip Vols for Second Time as Comeback Not Enough in Upset Bid

Auburn rallied behind an explosive offense and just enough defense to upend Tennessee 38-28 in the SEC Championship Game.

The victory was Auburn's second over UT in 2004 and gave the unbeaten Tigers their first league crown since 1989.

"I am really proud of our football team," Vols coach Phillip Fulmer said. "The last time I looked, they did not draw out of a hat who gets to play here. We earned our way into this game."


Tigers quarterback Jason Campbell had another outstanding game against Tennessee. He completed 27-of-35 passes for 374 yards and three TDs, while also rushing for 57 yards on 13 attempts.

"Running 57 yards kind of just happened," Campbell said. "We came out in the first half and tried different things. This is my second full year to start and it's just really come together for me."

Auburn led 14-0 before the first quarter was halfway complete. Cole Bennett recovered a Carnell Williams fumble in the end zone, then Williams carried over himself for the early scores.

But Tennessee took advantage of its first break -- a fumbled punt snap -- and Cedric Houston scored from the 2 on the final play of the first period. After Auburn increased its lead to 21-7, UT held out hope for the second half when Corey Campbell intercepted his fourth pass of the season with seven seconds remaining before the break.

"We got the interception and that helped," Fulmer said. "We talked about, in the second half, reestablishing ourselves and getting turnovers."



That turnover came on Auburn's first possession of the half. Campbell fumbled into the arms of UT's Turk McBride, and the Vols cashed in on Rick Clausen's 17-yard pass to Robert Meachem.

After forcing a Tigers punt into the end zone, UT tailback Gerald Riggs Jr. scampered 80 yards on the ensuing play and the game was tied at 21.

"Auburn was playing hard, but at halftime we adjusted and tightened up our plays," said Riggs, who finished with a career high 182 yards rushing on just 11 carries. "Everybody

went out and played their hearts out." Auburn scored the game's next 10 points -- Devin Aromashodu catching a 53-yard TD pass from Campbell and John Vaughn connecting on a 22-yard field goal -- before Tennessee answered.

Riggs was the source, once again. He raced 54 yards on the drive's first play, then ended the five-play march with a 9-yard scamper around left end to close the gap to 31-28 with 10:07 remaining.

But the Tigers answered quickly, Campbell completing a 43-yard strike to Ben Obomanu for the clinching points to cap a six-play drive.

"Jason Campbell was amazing," Fulmer said after the game. "I was just looking at his numbers and that's incredible. They have a load of talent and can play with anyone in the country."

Vols linebacker Omar Gaither led the defense with 18 tackles -- a season high for any UT tackler in 2004. Gaither had three tackles for loss, while Kevin Burnett added 13 overall stops.

"I thought we gave everything we had tonight," Burnett said. "We just came up short."

## SCORE BY QUARTERS

AUBURN	14	7	7	10	--	38
TENNESSEE	7	0	14	7	--	28

## SCORING SUMMARY

- 1st** - AU - Bennett fumble recovery in end zone (Vaughn kick). AU - Williams 5 run (Vaughn kick). UT - Houston 2 run (Wilhoit kick).
- 2nd** - AU - Taylor 4 pass from Campbell (Vaughn kick).
- 3rd** - UT - Meachem 17 pass from Clausen (Wilhoit kick). UT - Riggs 80 run (Wilhoit kick). Aromashodu 53 pass from Campbell (Vaughn kick).
- 4th** - AU - Vaughn 22 field goal. UT - Riggs 9 run (Wilhoit kick). AU - Obomanu 43 pass from Campbell (Vaughn kick).

## GAME NOTES

- \* The 80-yard TD run by TB Gerald Riggs Jr. was the longest rush of his career and the second longest rushing play in SEC Championship Game history.
- \* Tennessee's tailback duo of Gerald Riggs Jr. and Cedric Houston have combined for 1,948 rushing yards through 12 games, only 1 yard shy of Auburn's combined rushing total from Carnell Williams and Ronnie Brown.
- \* SS Corey Campbell's second-quarter interception was his fourth of the season to take the team lead. Two of his

- interceptions have clinched wins for the Vols this season.
- \* Tennessee's 12 penalties for 95 yards were both season highs.
- \* DT Jesse Mahelona had two TFLs in the game to push his SEC-leading season total to 18.5.
- \* UT's appearance in the SEC Championship Game was its fourth in the last eight years to lead all conference schools during that time frame.

## RANKINGS (AP & USA TODAY/ESPN):

Tennessee 15 & 15; Auburn 3 & 3.

## TEAM STATS

	UT	AU
First Downs	9	31
Rushes-Yards	24-228	49-185
Passing Yards	69	374
Passes (A-C-I)	20-8-0	36-27-1
Total Offensive Plays	44	85
Total Offense	297	559
Fumbles-Lost	0-0	3-1
Penalties-Yards	12-95	4-20
Punts-Average	6-40.5	2-29.5
Time of Possession	20:29	39:31
Third Down Conversions	2-9	8-14
Fourth Down Conversions	0-1	2-3
Sacks By-Yards	1-5	0-0

**Auburn 38**  
**Tennessee 28**

**SEC Championship Game**  
**December 4, Atlanta, Ga.**  
**Georgia Dome, 6 p.m.**  
**Attendance 74,892**

## TENNESSEE

RUSHING	Att	Gain	Lost	Net	TD	Lg
Riggs	11	182	0	182	2	80
Houston	11	40	3	37	1	14
Anderson	1	11	0	11	0	11
Team	1	0	2	-2	0	0
<b>Totals</b>	<b>24</b>	<b>233</b>	<b>5</b>	<b>228</b>	<b>3</b>	<b>80</b>

PASSING	Att	Comp	Int	Yds	TD	Lg
Clausen	20	8	0	69	1	17

RECEIVING	No	Yds	TD	Lg
Brown	3	28	0	16
Anderson	2	11	0	6
Meachem	1	17	1	17
Houston	1	8	0	8
Smith	1	5	0	5
<b>Totals</b>	<b>8</b>	<b>69</b>	<b>1</b>	<b>17</b>

PUNTING	No	Yds	Avg	Lg
Colquitt	6	243	40.5	50

KO RETURNS	Ret	Yds	Avg	TD	Lg
Riggs	1	23	23.0	0	23

INTERCEPTIONS	Ret	Yds	Avg	TD	Lg
Campbell	1	0	0.0	0	0

## AUBURN

RUSHING	Att	Gain	Lost	Net	TD	Lg
Williams	19	106	6	100	1	17
Campbell	13	63	6	57	0	28
Brown	16	53	3	50	0	7
Bliss	1	0	22	-22	0	0
Bennett	0	0	0	0	1	0
<b>Totals</b>	<b>49</b>	<b>222</b>	<b>37</b>	<b>185</b>	<b>2</b>	<b>28</b>

PASSING	Att	Comp	Int	Yds	TD	Lg
Campbell	35	27	1	374	3	56
Brown	1	0	0	0	0	0
<b>Totals</b>	<b>36</b>	<b>27</b>	<b>1</b>	<b>374</b>	<b>3</b>	<b>56</b>

RECEIVING	No	Yds	TD	Lg
Taylor	6	111	1	56
Obomanu	6	93	1	43
Brown	6	55	0	19
Wallace	3	31	0	21
Aromashodu	2	58	1	53
Williams	2	11	0	6
Daniels	1	9	0	9
Mix	1	6	0	6
<b>Totals</b>	<b>27</b>	<b>374</b>	<b>3</b>	<b>56</b>

PUNTING	No	Yds	Avg	Lg
Bliss	2	59	29.5	44

PUNT RETURNS	Ret	Yds	Avg	TD	Lg
Williams	2	4	2.0	0	2

KO RETURNS	Ret	Yds	Avg	TD	Lg
Williams	3	42	14.0	0	14

FIELD GOALS	0-29	30-39	40-49	50+	Total
Vaughn	1-1	0-0	0-0	0-0	0-0

# 2004 Tennessee Statistics

## 2004 TEAM RESULTS (9-3, 7-1 SEC)

Date	Opponent	Score	All SEC	Time	Attend.
Sept. 5	UNLV	W 42-17	1-0		108,625
Sept. 18	*Florida	W 30-28	2-0 1-0		109,061
Sept. 25	La. Tech	W 42-17	3-0		104,247
Oct. 2	*Auburn	L 10-34	3-1 1-1		107,828
Oct. 9	*at Georgia	W 19-14	4-1 2-1		92,746
Oct. 16	*at Mississippi	W 21-17	5-1 3-1		62,028
Oct. 23	*Alabama	W 17-13	6-1 4-1		107,017
Oct. 30	*at S. Carolina	W 43-29	7-1 5-1		81,400
Nov. 6	Notre Dame	L 13-17	7-2		107,266
Nov. 20	*at Vanderbilt	W 38-33	8-2 6-1		32,312
Nov. 27	*Kentucky	W 37-31	9-2 7-1		102,453
Dec. 4	^ vs. Auburn	L 28-38	9-3		74,892

\*SEC Game      ^ SEC Championship Game

## TEAM STATISTICS

	UT	OPP
<b>SCORING</b>	<b>340</b>	<b>288</b>
Points Per Game	28.3	24.0
<b>FIRST DOWNS</b>	<b>244</b>	<b>238</b>
Rushing	102	93
Passing	124	123
Penalty	18	22
<b>RUSHING YARDAGE</b>	<b>2,177</b>	<b>1,483</b>
Yards gained rushing	2,408	1,907
Yards lost rushing	231	424
Rushing Attempts	466	433
Average Per Rush	4.7	3.4
Average Per Game	181.4	123.6
TDs Rushing	19	15
<b>PASSING YARDAGE</b>	<b>2,542</b>	<b>2,832</b>
Att-Comp-Int	345-191-15	380-231-15
Average Per Pass	7.4	7.5
Average Per Catch	13.3	12.3
Average Per Game	211.8	236.0
TDs Passing	24	18
<b>TOTAL OFFENSE</b>	<b>4,719</b>	<b>4,315</b>
Total Plays	811	813
Average Per Play	5.8	5.3
Average Per Game	393.2	359.6
<b>KICK RETURNS: #-YARDS</b>	<b>28-511</b>	<b>39-720</b>
Average Per Return	18.2	18.5
<b>PUNT RETURNS: #-YARDS</b>	<b>30-180</b>	<b>23-94</b>
Average Per Return	6.0	4.1
<b>INT RETURNS: #-YARDS</b>	<b>15-35</b>	<b>15-103</b>
Average Per Return	2.3	6.9
<b>FUMBLES-LOST</b>	<b>12-7</b>	<b>21-8</b>
<b>PENALTIES-YARDS</b>	<b>76-632</b>	<b>85-614</b>
Average Per Game	52.7	51.2
<b>PUNTS-YARDS</b>	<b>55-2,251</b>	<b>66-2,723</b>
Average Per Punt	40.9	41.3
Net punt average	39.2	38.5
<b>TIME OF POSSESSION/GAME</b>	<b>29:21</b>	<b>30:25</b>
<b>3RD-DOWN CONVERSIONS</b>	<b>67-162</b>	<b>66-168</b>
3rd-Down Pct	41%	39%
<b>4TH-DOWN CONVERSIONS</b>	<b>6/11</b>	<b>5/11</b>
4th-Down Pct	55%	45%
<b>SACKS BY-YARDS</b>	<b>32-222</b>	<b>16-101</b>
<b>MISC YARDS</b>	<b>18</b>	<b>0</b>
<b>TOUCHDOWNS SCORED</b>	<b>45</b>	<b>36</b>
<b>FIELD GOALS-ATTEMPTS</b>	<b>9-15</b>	<b>12-17</b>
<b>PAT-ATTEMPTS</b>	<b>39-41</b>	<b>32-34</b>
<b>ATTENDANCE</b>	<b>746,507</b>	<b>268,486</b>
Games/Avg Per Game	7/106,644	4/67,122
Neutral Site Games		1/74,892

## SCORE BY QUARTERS

	1st	2nd	3rd	4th	OT	Total
Tennessee	93	89	65	93	--	340
Opponents	87	86	34	81	--	288

## OFFENSIVE STATISTICS

#	RUSHING	GP	Att	Gain	Loss	Net	Avg	TD	Long	Avg/G
31	Gerald Riggs Jr.	12	175	1026	21	1005	5.7	5	80	83.8
21	Cedric Houston	12	168	983	40	943	5.6	7	65	78.6
7	Brent Schaeffer	7	30	123	47	76	2.5	1	22	10.9
23	Corey Larkins	12	16	77	3	74	4.6	1	23	6.2
43	David Yancey	6	11	59	2	57	5.2	1	23	9.5
13	Chris Hannon	12	4	38	1	37	9.2	0	38	3.1
34	Jabari Davis	12	18	34	0	34	1.9	2	14	2.8
45	Cory Anderson	12	2	33	0	33	16.5	1	22	2.8
20	Derrick Tinsley	9	4	9	6	3	0.8	0	3	0.3
30	David Holbert	11	1	1	0	1	1.0	0	1	0.1
3	Robert Meachem	12	2	0	7	-7	-3.5	0	0	-0.6
16	Rick Clausen	6	6	6	19	-13	-2.2	1	4	-2.2
10	Erik Ainge	9	16	19	48	-29	-1.8	0	9	-3.2
TEAM		9	13	0	37	-37	-2.8	0	0	-4.1
<b>Totals</b>		<b>12</b>	<b>466</b>	<b>2408</b>	<b>231</b>	<b>2177</b>	<b>4.7</b>	<b>19</b>	<b>80</b>	<b>181.4</b>

#	PASSING	G	Effic	Att-Comp-Int	Pct	Yds	TD	Sks	Lng	Avg/G
10	Erik Ainge	9	135.89	198-109-9	55.1	1452	17	5	60	161.3
16	Rick Clausen	6	119.79	109-63-5	57.8	727	5	2	39	121.2
7	Brent Schaeffer	7	139.53	33-17-1	51.5	291	2	9	55	41.6
TEAM		9	0.00	3-0-0	0.0	0	0	0	0	0.0
17	C.J. Fayton	12	545.20	1-1-0	100.0	53	0	0	53	4.4
47	Dustin Colquitt	12	259.60	1-1-0	100.0	19	0	0	19	1.6
<b>Totals</b>		<b>12</b>	<b>131.52</b>	<b>345-191-15</b>	<b>55.4</b>	<b>2542</b>	<b>24</b>	<b>16</b>	<b>60</b>	<b>211.8</b>

#	RECEIVING	G	No.	Yds	Avg	TD	Long	Avg/G
81	Tony Brown	12	30	375	12.5	2	32	31.2
1	Jayson Swain	12	26	364	14.0	4	42	30.3
3	Robert Meachem	12	22	429	19.5	4	53	35.8
17	C.J. Fayton	12	21	285	13.6	2	55	23.8
13	Chris Hannon	12	18	211	11.7	2	24	17.6
9	Bret Smith	12	17	280	16.5	5	60	23.3
21	Cedric Houston	12	15	179	11.9	1	56	14.9
45	Cory Anderson	12	15	134	8.9	1	18	11.2
20	Derrick Tinsley	9	9	111	12.3	0	39	12.3
31	Gerald Riggs Jr.	12	8	37	4.6	0	15	3.1
28	Chris Brown	11	4	56	14.0	1	20	5.1
30	David Holbert	11	3	31	10.3	1	21	2.8
86	Brad Cottam	12	2	34	17.0	0	18	2.8
87	Justin Reed	9	1	16	16.0	1	16	1.8
<b>Totals</b>		<b>12</b>	<b>191</b>	<b>2542</b>	<b>13.3</b>	<b>24</b>	<b>60</b>	<b>211.8</b>

#	FGS	FGM-FGA	Pct	1-19	20-29	30-39	40-49	50+	Lg	Blk
25	James Wilhoit	9-15	60.0	0-1	1-1	4-4	2-6	2-3	51	1

FG SEQ: 44, (50), 44, (41), (35), 40, (51), 49, 51, (40), (30), (33), (34), (24), 18  
Numbers in (parentheses) indicate FG was made.

#	PUNTING	No.	Yds	Avg	Long	TB	FC	I20	Blkd
47	Dustin Colquitt	52	2146	41.3	61	4	11	16	0
25	James Wilhoit	2	70	35.0	36	2	0	0	0
TEAM		1	35	35.0	35	0	0	0	1
<b>Totals</b>		<b>55</b>	<b>2251</b>	<b>40.9</b>	<b>61</b>	<b>6</b>	<b>11</b>	<b>16</b>	<b>1</b>

#	KICK RETURNS	No.	Yds	Avg	TD	Long
23	Corey Larkins	14	241	17.2	0	33
33	Jonathan Hefney	5	91	18.2	0	27
31	Gerald Riggs Jr.	5	92	18.4	0	23
43	David Yancey	2	31	15.5	0	18
9	Bret Smith	1	44	44.0	1	44
22	Robert Boulware	1	12	12.0	0	12
<b>Totals</b>		<b>28</b>	<b>511</b>	<b>18.2</b>	<b>1</b>	<b>44</b>

#	PUNT RETURNS	No.	Yds	Avg	TD	Long
33	Jonathan Hefney	20	95	4.8	0	27
20	Derrick Tinsley	8	79	9.9	0	45
23	Corey Larkins	1	1	1.0	0	1
17	C.J. Fayton	1	5	5.0	0	5
<b>Totals</b>		<b>30</b>	<b>180</b>	<b>6.0</b>	<b>0</b>	<b>45</b>

#	INTERCEPTIONS	No.	Yds	Avg	TD	Long
26	Corey Campbell	4	1	0.2	0	1
36	Roshawn Fellows	3	8	2.7	0	6
44	Omar Gaither	2	20	10.0	0	20
38	Brandon Johnson	2	1	0.5	0	1
18	Jason Allen	2	4	2.0	0	4
2	Kevin Burnett	1	0	0.0	0	0
33	Jonathan Hefney	1	1	1.0	0	1
<b>Totals</b>		<b>15</b>	<b>35</b>	<b>2.3</b>	<b>0</b>	<b>20</b>

#	TOTAL OFFENSE	G	Plays	Rush	Pass	Total	Avg/G
10	Erik Ainge	9	214	-29	1452	1423	158.1
31	Gerald Riggs Jr.	12	175	1005	0	1005	83.8
21	Cedric Houston	12	168	943	0	943	78.6
16	Rick Clausen	6	115	-13	727	714	119.0
7	Brent Schaeffer	7	63	76	291	367	52.4
23	Corey Larkins	12	16	74	0	74	6.2
43	David Yancey	6	11	57	0	57	9.5
17	C.J. Fayton	12	1	0	53	53	4.4
13	Chris Hannon	12	4	37	0	37	3.1
34	Jabari Davis	12	18	34	0	34	2.8
45	Cory Anderson	12	2	33	0	33	2.8
47	Dustin Colquitt	12	1	0	19	19	1.6
20	Derrick Tinsley	9	4	3	0	3	0.3
30	David Holbert	11	1	1	0	1	0.1
3	Robert Meachem	12	2	-7	0	-7	-0.6
	TEAM	9	16	-37	0	-37	-4.1
	<b>Totals</b>	<b>12</b>	<b>811</b>	<b>2177</b>	<b>2542</b>	<b>4719</b>	<b>393.2</b>

#	SCORING	TD	FGs	PAT Kick	PAT Rush	PAT Rcv	PAT Pass	DXP	Saf	Pts
25	James Wilhoit	0	9-15	39-40	0-0	0	0-0	0	0	66
21	Cedric Houston	8	0-0	0-0	1-2	0	0-0	0	0	50
9	Bret Smith	6	0-0	0-0	0-0	0	0-0	0	0	36
31	Gerald Riggs Jr.	5	0-0	0-0	0-0	0	0-0	0	0	30
3	Robert Meachem	4	0-0	0-0	0-0	0	0-0	0	0	24
1	Jayson Swain	4	0-0	0-0	0-0	0	0-0	0	0	24
13	Chris Hannon	2	0-0	0-0	0-0	0	0-0	0	0	12
17	C.J. Fayton	2	0-0	0-0	0-0	0	0-0	0	0	12
45	Cory Anderson	2	0-0	0-0	0-0	0	0-0	0	0	12
81	Tony Brown	2	0-0	0-0	0-0	0	0-0	0	0	12
34	Jabari Davis	2	0-0	0-0	0-0	0	0-0	0	0	12
7	Brent Schaeffer	1	0-0	0-0	1-1	0	0-0	0	0	8
23	Corey Larkins	1	0-0	0-0	0-0	0	0-0	0	0	6
16	Rick Clausen	1	0-0	0-0	0-0	0	0-0	0	0	6
87	Justin Reed	1	0-0	0-0	0-0	0	0-0	0	0	6
30	David Holbert	1	0-0	0-0	0-0	0	0-0	0	0	6
28	Chris Brown	1	0-0	0-0	0-0	0	0-0	0	0	6
43	David Yancey	1	0-0	0-0	0-0	0	0-0	0	0	6
98	Parys Haralson	1	0-0	0-0	0-0	0	0-0	0	0	6
	TEAM	0	0-0	0-1	0-0	0	0-0	0	0	0
10	Erik Ainge	0	0-0	0-0	0-0	0	0-1	0	0	0
	<b>Totals</b>	<b>45</b>	<b>9-15</b>	<b>39-41</b>	<b>2-3</b>	<b>0</b>	<b>0-1</b>	<b>0</b>	<b>0</b>	<b>340</b>

#	ALL PURPOSE	G	Rush	Rec	PR	KR	IR	Tot	Avg/G
31	Gerald Riggs Jr.	12	1005	37	0	92	0	1134	94.5
21	Cedric Houston	12	943	179	0	0	0	1122	93.5
3	Robert Meachem	12	-7	429	0	0	0	422	35.2
81	Tony Brown	12	0	375	0	0	0	375	31.2
1	Jayson Swain	12	0	364	0	0	0	364	30.3
9	Bret Smith	12	0	280	0	44	0	324	27.0
23	Corey Larkins	12	74	0	1	241	0	316	26.3
17	C.J. Fayton	12	0	285	5	0	0	290	24.2
13	Chris Hannon	12	37	211	0	0	0	248	20.7
20	Derrick Tinsley	9	3	111	79	0	0	193	21.4
33	Jonathan Hefney	12	0	0	95	91	1	187	15.6
45	Cory Anderson	12	33	134	0	0	0	167	13.9
43	David Yancey	6	57	0	0	31	0	88	14.7
7	Brent Schaeffer	7	76	0	0	0	0	76	10.9
28	Chris Brown	11	0	56	0	0	0	56	5.1
86	Brad Cottam	12	0	34	0	0	0	34	2.8
34	Jabari Davis	12	34	0	0	0	0	34	2.8
30	David Holbert	11	1	31	0	0	0	32	2.9
44	Omar Gaither	12	0	0	0	0	20	20	1.7
87	Justin Reed	9	0	16	0	0	0	16	1.8
22	Robert Boulware	12	0	0	0	12	0	12	1.0
36	Roshawn Fellows	11	0	0	0	0	8	8	0.7
18	Jason Allen	12	0	0	0	0	4	4	0.3
38	Brandon Johnson	8	0	0	0	0	1	1	0.1
26	Corey Campbell	12	0	0	0	0	1	1	0.1
16	Rick Clausen	6	-13	0	0	0	0	-13	-2.2
10	Erik Ainge	9	-29	0	0	0	0	-29	-3.2
	TEAM	9	-37	0	0	0	0	-37	-4.1
	<b>Totals</b>	<b>12</b>	<b>2177</b>	<b>2542</b>	<b>180</b>	<b>511</b>	<b>35</b>	<b>5445</b>	<b>453.8</b>

### DEFENSIVE STATISTICS

#	Player	GP	T	AT	TT	TFL	Sack	Int-Yds	PD	QBH	FR-Yds	FF	BLK	Saf
18	Jason Allen	12	84	34	118	3.0-19	2.0-15	2-4	7	1	1-0	2		
2	Kevin Burnett	12	86	28	114	6.0-26	1.0-13	1-0	2	1	2-0	1		
44	Omar Gaither	12	69	19	88	11.5-28	2.0-9	2-20	4	3		1		
33	Jonathan Hefney	12	50	11	61	2.5-17	0.5-12	1-1	11	1				
35	Jason Mitchell	12	38	15	53	5.5-19	2.0-14		1	7				
98	Parys Haralson	12	34	9	43	13.5-53	7.0-36			21	2-18	2		
55	Jesse Mahelona	12	28	14	42	18.5-81	5.0-52			7				
90	Turk McBride	12	22	14	36	8.0-24	3.0-13		1	6	1-0	2		
36	Roshawn Fellows	11	24	12	36	1.0-3		3-8	13					
38	Brandon Johnson	8	24	6	30	1.0-2		2-1	3					
56	Jon Poe	12	21	6	27									
94	Jason Hall	12	17	9	26	4.0-16	3.0-13		1	7				
4	Jonathan Wade	11	19	5	24				1				1	
92	Justin Harrell	12	14	9	23	3.5-26	0.5-12		4	11	2-0	1		
46	Karlton Neal	12	14	7	21	3.0-27	3.0-27		1	5				
26	Corey Campbell	12	12	5	17			4-1	5					
22	Robert Boulware	12	11	2	13									
95	Tony McDaniel	12	9	3	12	2.0-11	1.0-9		1	4				
19	Jarod Parrish	11	7	2	9									
23	Corey Larkins	12	7	1	8	1.0-13						1		
48	Ellix Wilson	12	6	1	7									
89	Antonio Reynolds	12	6	1	7	2.0-4	1.0-3		1					
42	Daniel Brooks	12	6	1	7									
34	Jabari Davis	12	5		5									
5	Kevin Simon	2	3	2	5	1.0-5			1	1				
39	Ryan Karl	10	5		5									
3	Robert Meachem	12	4		4									
69	Ryan West	5	3		3									
91	LaRon Harris	7	1	2	3									
93	Xavier Mitchell	11	2	1	3	1.0-2	1.0-2		1					
13	Chris Hannon	12	3		3									
28	Chris Brown	11	1	1	2									
25	James Wilhoit	12	2		2									
81	Tony Brown	12	1		1									
37	Antonio Gaines	6	1		1									
68	Scott Newsome	7	1		1									
20	Derrick Tinsley	9	1		1									
2A	Ben Greene	6	1		1									
58	James Turner	9	1		1									
41	Jared Hostetter	2	1		1									
29	Inquoris Johnson	9	1		1				1					
	<b>Totals</b>	<b>12</b>	<b>642</b>	<b>223</b>	<b>865</b>	<b>88-376</b>	<b>32-222</b>	<b>15-35</b>	<b>58</b>	<b>76</b>	<b>8-18</b>	<b>13</b>		

**Defensive Big Play Leaders:** Haralson 18.5; Mahelona 18.5; Gaither 16.5; Fellows 14; Hefney 13.5; Allen 13; McBride 12; Harrell 10.5; Burnett 11; J. Mitchell 6.5

### SPECIAL TEAMS TACKLES

#	PLAYER	UT	AT	TT	#	PLAYER	UT	AT	TT
2	Kevin Burnett	7		7	2A	Ben Greene	2		2
34	Jabari Davis	7		7	13	Chris Hannon	2		2
18	Jason Allen	5	2	7	28	Chris Brown	1	1	2
48	Ellix Wilson	5	2	7	21	Cedric Houston	1	1	2
39	Ryan Karl	2	2	4	3	Robert Meachem	1	1	2
89	Antonio Reynolds	2	2	4	56	Jon Poe	1	1	2
22	Robert Boulware	3		3	20	Derrick Tinsley		2	2
69	Ryan West	3		3	94	Jason Hall	1		1
44	Omar Gaither	2	1	3	33	Jonathan Hefney	1		1
35	Jason Mitchell	2	1	3	19	John Henderson	1		1
25	James Wilhoit	2	1	3	38	Brandon Johnson	1		1
23	Corey Larkins	1	2	3	68	Scott Newsome	1		1
42	Daniel Brooks	2		2	58	James Turner	1		1

### MISCELLANEOUS STATISTICS

ORANGE-ZONE	POS	TD	FG	TO	MFG	Downs	Time	TD%	Score%
Tennessee	37	26	5	3	1	1	1	70.3	83.8
Opponents	47	25	9	4	5	1	3	53.2	72.3

#	KICKOFFS	NO	TB	RET	OB	FC	POINTS OFF TO		
25	James Wilhoit	66	27	39	0	0	Takeaways	Pts off	
47	Dustin Colquitt	1	0	0	0	0	UT	23	77
	<b>Totals</b>	<b>67</b>	<b>27</b>	<b>39</b>	<b>0</b>	<b>0</b>	OPP	22	85

# Team Game-By-Game / Starters

	Score	1st Downs	Rushing (No-Yds-TD)	Passing (C-A-I-Yds-TD)	Total Offense (Ply-Yds-TD)	Punts No-Avg	Fumbles No-Lost	Penalties No-Yds	KO Ret. No-Yds	Punt Ret. No-Yds	Int. Ret. No-Yds	3rd Dns	Time of Poss.
UNLV	17	20	37-164-2	13-25-1-175-0	62-339-2	5-43.6	4-1	11-83	3-88	3-(-12)	0-0	5-13	26:00
TENNESSEE	42	30	45-272-3	17-27-0-241-3	72-513-6	3-51.3	1-1	8-93	2-26	1-27	1-1	6-10	34:00
Florida	28	20	35-135-1	22-31-1-286-3	66-421-4	4-44.8	1-0	8-77	3-39	2-4	1-20	9-15	28:51
TENNESSEE	30	27	44-171-1	19-30-1-232-3	74-403-4	2-45.0	3-2	2-20	1-17	2-11	1-0	6-12	31:09
Louisiana Tech	17	16	29-66-1	18-33-2-264-1	62-330-2	9-42.1	0-0	7-39	4-97	4-1	0-0	3-13	26:45
TENNESSEE	42	26	51-347-2	13-22-0-248-4	73-595-6	7-39.1	0-0	5-35	1-19	5-6	2-30	4-12	33:15
Auburn	34	17	42-148-2	16-23-1-252-2	65-400-4	4-41.8	1-1	9-71	1-48	0-0	5-2	6-13	36:06
TENNESSEE	10	22	31-107-0	18-40-5-186-1	71-293-1	3-35.0	1-1	5-41	3-52	3-11	1-2	5-12	23:54
Georgia	14	16	29-56-1	19-41-0-209-1	70-265-2	6-43.3	2-1	12-82	3-55	2-18	0-0	8-18	24:37
TENNESSEE	19	17	47-127-0	12-22-0-150-2	69-277-2	2-48.0	2-2	6-38	1-33	5-41	0-0	5-15	35:23
Mississippi	17	16	38-89-1	14-26-2-168-0	64-257-1	7-38.7	1-1	3-26	4-60	3-22	1-34	4-15	30:35
TENNESSEE	21	17	37-133-2	16-33-1-258-1	70-376-3	8-40.2	1-1	9-60	3-58	3-9	2-1	8-18	29:25
Alabama	13	16	39-105-1	14-28-1-113-0	57-218-1	8-42.2	1-1	5-40	2-43	1-5	2-0	5-15	33:55
TENNESSEE	17	11	34-53-0	10-22-2-132-1	55-195-2	7-40.4	0-0	5-55	1-12	3-51	1-0	2-12	25:04
South Carolina	29	30	37-226-1	34-49-3-341-2	86-567-3	4-39.0	2-0	8-49	6-306	2-20	1-1	7-16	37:39
TENNESSEE	43	14	36-246-2	11-20-1-166-3	56-412-5	7-41.1	0-0	8-66	3-80	1-0	3-21	5-13	22:21
Notre Dame	17	13	36-98-0	12-23-0-118-1	59-216-1	10-39.8	0-0	3-9	1-11	2-18	1-26	3-14	27:28
TENNESSEE	13	17	39-58-0	21-36-1-269-1	75-327-1	6-42.5	3-0	2-20	3-32	3-24	0-0	5-17	32:32
Vanderbilt	33	23	33-106-2	22-33-2-314-3	66-420-5	3-38.3	3-2	4-30	4-74	1-10	2-11	5-11	29:12
TENNESSEE	38	20	38-236-3	19-30-2-189-2	68-425-5	3-36.0	1-0	8-60	4-73	0-0	2-10	10-16	30:48
Kentucky	31	20	29-105-1	20-32-1-218-2	61-323-3	4-45.8	3-0	11-88	6-104	1-4	2-9	3-10	27:06
TENNESSEE	37	34	40-204-3	27-43-2-402-2	83-606-5	1-33.0	0-0	5-48	5-86	4-0	1-0	9-16	32:54
Auburn*	38	31	49-185-2	27-36-1-374-3	85-559-5	2-29.5	3-1	4-20	3-42	2-4	0-0	8-14	39:31
TENNESSEE	28	9	24-228-3	8-20-0-69-1	44-297-4	6-40.5	0-0	12-95	1-23	0-0	1-0	2-9	20:29

## GAME-BY-GAME STARTERS

OFFENSE	TE	LT	LG	C	RG	RT	WR	WR	QB	FB	TB	PK
UNLV	Reed	Munoz	Smith	Respert	Douglas	Sears	T. Brown	Hannon	Schaeffer	Anderson	Houston	Wilhoit
FLORIDA	Reed	Munoz	Smith	Respert	Douglas	Sears	T. Brown	Hannon	Schaeffer	Anderson	Houston	Wilhoit
LOUISIANA TECH	Reed	Munoz	Smith	Respert	Douglas	Sears	T. Brown	Hannon	Schaeffer	Anderson	Houston	Wilhoit
AUBURN	Swain (WR)	Munoz	Smith	Respert	Douglas	Sears	T. Brown	Hannon	Ainge	Anderson	Houston	Wilhoit
at Georgia	C. Brown	Munoz	Smith	Respert	Douglas	Toeaina	Tinsley	Hannon	Ainge	Anderson	Houston	Wilhoit
at Mississippi	C. Brown	Munoz	Smith	Respert	Sears	Toeaina	Tinsley	Hannon	Ainge	Anderson	Riggs Jr.	Wilhoit
ALABAMA	Swain (WR)	Munoz	Smith	Respert	Sears	Toeaina	T. Brown	Hannon	Ainge	Anderson	Riggs Jr.	Wilhoit
at S. Carolina	McClure	Sears	Smith	Respert	Gandy	Toeaina	T. Brown	Hannon	Ainge	Anderson	Riggs Jr.	Wilhoit
NOTRE DAME	Swain (WR)	Munoz	Smith	Prugh	Douglas	Sears	T. Brown	Hannon	Ainge	Fayton (WR)	Houston	Wilhoit
at Vanderbilt	Swain (WR)	Munoz	Smith	Gandy	Sears	Toeaina	T. Brown	Hannon	Clausen	Anderson	Houston	Wilhoit
KENTUCKY	McClure	Sears	Smith	Respert	Gandy	Toeaina	T. Brown	Swain	Clausen	Anderson	Houston	Wilhoit
vs. Auburn*	McClure	Sears	Smith	Respert	Gandy	Toeaina	T. Brown	Hannon	Clausen	Anderson	Houston	Wilhoit

DEFENSE	LE	LT	RT	RE	SLB	MLB	WLB	LCB	RCB	SS	FS	P
UNLV	Haralson	Mahelona	Harrell	Neal	J. Mitchell	Simon	Burnett	Fellows	Allen	B. Johnson	Campbell	Colquitt
FLORIDA	Haralson	Mahelona	Harrell	Neal	J. Mitchell	Simon	Burnett	Wade	Hefney	B. Johnson	Allen	Colquitt
LOUISIANA TECH	Haralson	Mahelona	Harrell	Neal	Gaither	J. Mitchell	Burnett	Wade	Hefney	Campbell	Allen	Colquitt
AUBURN	Haralson	Mahelona	Harrell	Neal	Gaither	J. Mitchell	Burnett	Fellows	Hefney	B. Johnson	Allen	Colquitt
at Georgia	McBride	Mahelona	Harrell	Neal	Gaither	J. Mitchell	Burnett	Fellows	Hefney	B. Johnson	Allen	Colquitt
at Mississippi	Haralson	Mahelona	Harrell	Neal	Gaither	J. Mitchell	Burnett	Fellows	Hefney	B. Johnson	Allen	Colquitt
ALABAMA	Haralson	McBride	Harrell	Neal	Gaither	J. Mitchell	Burnett	Fellows	Hefney	Parrish	Allen	Colquitt
at S. Carolina	Haralson	Mahelona	Harrell	Neal	Gaither	J. Mitchell	Burnett	Fellows	Hefney	Campbell	Allen	Colquitt
NOTRE DAME	Haralson	Mahelona	Harrell	Neal	Gaither	J. Mitchell	Burnett	Fellows	Hefney	Boulware	Allen	Colquitt
at Vanderbilt	Haralson	McBride	Harrell	Neal	Gaither	J. Mitchell	Burnett	Wade	Hefney	Boulware	Allen	Colquitt
KENTUCKY	Haralson	Mahelona	Harrell	Neal	Gaither	J. Mitchell	Burnett	Wade	Hefney	Boulware	Allen	Colquitt
vs. Auburn*	Haralson	Mahelona	McBride	Neal	Gaither	J. Mitchell	Burnett	Wade	Hefney	Campbell	Allen	Colquitt

\*SEC Championship Game

## STARTING EXPERIENCE

Defensive Starters	01	02	03	04	Tot	Strk	Offensive Starters	01	02	03	04	Tot	Strk	Offensive Starters	01	02	03	04	Tot	Strk	
Jason Allen, DB	.	.	8	12	20	20	Erik Ainge, QB	.	.	.	6	6	-	Gerald Riggs Jr.	.	.	.	3	3	-	
Robert Boulware, SS	.	.	.	3	3	-	Cory Anderson, FB	.	.	.	11	11	3	Brent Schaeffer, QB	.	.	.	3	3	-	
Kevin Burnett, LB	2	1	12	12	27	24	Chris Brown, TE	.	.	.	2	2	-	Arron Sears, OT	.	.	1	11	12	11	
Corey Campbell, DB	.	.	3	4	7	1	Tony Brown, WR	.	10	12	10	32	6	Rob Smith, OG	.	.	.	12	12	12	
Roshan Fellows, DB	.	.	.	7	7	-	Rick Clausen, QB	.	1	.	3	3	3	Jayson Swain, WR	.	.	.	5	5	-	
Omar Gaither, LB	.	.	.	10	10	10	Jabari Davis, TB	.	5	1	.	6	-	Derrick Tinsley, WR	.	.	.	2	2	-	
Parys Haralson, DE	.	.	10	11	21	7	Cody Douglas, OG	.	.	.	9	6	15	-	Albert Toeaina, OT	.	.	.	7	7	7
Justin Harrell, DT	.	.	.	11	11	-	Jomo Fagan, WR	.	1	.	.	1	-	<b>Totals</b>	<b>3</b>	<b>44</b>	<b>62</b>	<b>132</b>	<b>253</b>		
Jonathan Hefney, DB	.	.	.	11	11	11	C.J. Fayton, WR	.	.	3	1	4	-	<b>Starting Kickers</b>	<b>01</b>	<b>02</b>	<b>03</b>	<b>04</b>	<b>Tot</b>	<b>Strk</b>	
Brandon Johnson, DB	.	.	.	5	5	-	Jake Finlayson, TE	.	.	.	1	1	-	Dustin Colquitt, P	12	13	13	12	50	43	
Greg Jones, DT	.	.	5	.	5	-	Richie Gandy, OL	.	.	.	4	4	3	James Wilhoit, PK	.	.	13	12	25	24	
Jesse Mahelona, DT	.	.	.	10	10	2	Chris Hannon, WR	.	.	1	11	12	1	<b>Totals</b>	<b>12</b>	<b>13</b>	<b>26</b>	<b>24</b>	<b>75</b>		
Turk McBride	.	.	.	4	4	1	Cedric Houston, TB	.	.	8	9	9	26	4							
Jason Mitchell, LB	.	4	1	12	17	12	C.J. Leak, QB	.	1	.	.	1	-								
Karlton Neal, DE	.	4	3	12	19	12	Victor McClure, TE	.	.	.	7	3	10	2							
Jarod Parrish, SS	.	.	.	1	1	-	Michael Munoz, OT (12 in '00)	.	12	13	9	46	-								
Kevin Simon, LB	.	3	13	2	18	-	Chuck Prugh, C	.	.	.	1	1	-								
Antwan Stewart, DB	.	.	.	5	.	5	Justin Reed, TE	.	.	.	3	3	-								
Jonathan Wade, DB	.	3	.	5	8	3	Jason Respert, C	3	6	1	10	20	2								
<b>Totals</b>	<b>2</b>	<b>15</b>	<b>60</b>	<b>132</b>	<b>209</b>																

# Individual Offense Game-By-Game

## RUSHING

(Att-Yds-TD)	Ainge	Anderson	Clausen	Davis	Hannon	Holbert	Houston	Larkins	Meachem	Riggs Jr.	Schaeffer	Tinsley	Yancey
UNLV	0-0-0	0-0-0	0-0-0	3-16-0	0-0-0	0-0-0	12-97-0	9-49-1	0-0-0	13-79-1	7-29-1	0-0-0	1-2-0
FLORIDA	2-(-1)-0	0-0-0	DNP	6-11-1	0-0-0	0-0-0	9-53-0	4-13-0	0-0-0	15-63-0	7-38-0	1-(-6)-0	DNP
LA. TECH	1-(-4)-0	0-0-0	1-1-0	2-1-0	1-38-0	1-1-0	16-160-2	3-12-0	0-0-0	16-116-0	4-(-10)-0	0-0-0	6-32-0
AUBURN	5-3-0	0-0-0	DNP	0-0-0	0-0-0	DNP	15-55-0	0-0-0	0-0-0	7-43-0	4-6-0	0-0-0	DNP
at Georgia	1-(-3)-0	0-0-0	DNP	0-0-0	0-0-0	0-0-0	16-28-0	0-0-0	0-0-0	26-102-0	1-0-0	1-3-0	0-0-0
at Mississippi	0-0-0	0-0-0	DNP	1-1-1	1-(-1)-0	0-0-0	6-4-0	0-0-0	0-0-0	26-118-1	1-(-1)-0	0-0-0	0-0-0
ALABAMA	0-0-0	0-0-0	DNP	4-3-0	0-0-0	0-0-0	7-30-0	0-0-0	0-0-0	19-39-0	DNP	0-0-0	DNP
at S. Carolina	1-(-7)-0	0-0-0	DNP	1-2-0	0-0-0	0-0-0	15-190-1	0-0-0	1-(-4)-0	7-25-0	6-14-0	1-3-0	4-23-1
NOTRE DAME	6-(-17)-0	0-0-0	2-(-13)-0	0-0-0	1-0-0	0-0-0	18-65-0	0-0-0	0-0-0	9-37-0	INJ	1-3-0	0-0-0
at Vanderbilt	INJ	0-0-0	1-(-6)-0	0-0-0	0-0-0	0-0-0	19-97-3	0-0-0	1-(-3)-0	16-149-0	INJ	INJ	0-0-0
KENTUCKY	INJ	1-22-1	2-5-1	1-0-0	1-0-0	0-0-0	24-127-0	0-0-0	0-0-0	10-52-1	INJ	INJ	DNP
vs. Auburn*	INJ	1-11-0	0-0-0	0-0-0	0-0-0	0-0-0	11-37-1	0-0-0	0-0-0	11-182-2	INJ	INJ	DNP
<b>Totals</b>	<b>16-(-29)-0</b>	<b>2-33-1</b>	<b>6-(-13)-1</b>	<b>18-34-2</b>	<b>4-37-0</b>	<b>1-1-0</b>	<b>168-943-7</b>	<b>16-74-1</b>	<b>2-(-7)-0175-1,005-5</b>	<b>30-76-1</b>	<b>4-3-0</b>	<b>11-57-1</b>	

## RECEIVING

(No-Yds-TD)	Anderson	C. Brown	T. Brown	Fayton	Hannon	Holbert	Houston	Meachem	Reed	Riggs Jr.	B. Smith	Swain	Tinsley
UNLV	2-22-0	0-0-0	3-35-1	2-51-1	3-33-0	0-0-0	0-0-0	1-35-1	0-0-0	0-0-0	1-14-0	2-25-0	2-8-0
FLORIDA	1-9-0	0-0-0	3-47-0	0-0-0	8-89-0	1-5-0	0-0-0	0-0-0	1-16-1	0-0-0	2-34-1	2-24-1	1-8-0
LA. TECH	2-26-0	0-0-0	1-21-0	1-13-1	0-0-0	0-0-0	1-6-0	1-24-1	0-0-0	1-12-0	3-78-2	1-42-0	1-10-0
AUBURN	1-2-1	0-0-0	3-31-0	4-49-0	1-13-0	DNP	1-8-0	2-16-0	0-0-0	1-(-1)-0	2-27-0	2-20-0	1-21-0
at Georgia	1-10-0	0-0-0	2-29-0	2-13-0	1-4-1	0-0-0	0-0-0	1-6-0	INJ	0-0-0	1-22-1	2-24-0	2-42-0
at Mississippi	0-0-0	0-0-0	3-55-0	2-19-0	1-19-0	0-0-0	2-15-0	3-82-0	INJ	0-0-0	1-30-1	2-16-0	2-22-0
ALABAMA	0-0-0	0-0-0	3-29-0	1-20-0	0-0-0	0-0-0	0-0-0	0-0-0	0-0-0	1-3-0	0-0-0	5-80-1	0-0-0
at S. Carolina	0-0-0	1-20-1	1-6-0	2-60-0	2-28-1	1-21-1	1-13-0	1-12-0	0-0-0	1-4-0	1-2-0	0-0-0	0-0-0
NOTRE DAME	1-3-0	0-0-0	2-15-0	0-0-0	1-15-0	0-0-0	4-78-1	4-67-0	DNP	2-6-0	2-17-0	5-68-0	0-0-0
at Vanderbilt	3-40-0	1-17-0	2-28-0	3-15-0	0-0-0	0-0-0	2-16-0	3-25-0	DNP	1-(-2)-0	1-11-0	3-39-2	INJ
KENTUCKY	2-11-0	2-19-0	4-51-1	4-45-0	1-10-0	1-5-0	3-35-0	5-145-1	0-0-0	1-15-0	2-40-0	2-26-0	INJ
vs. Auburn*	2-11-0	0-0-0	3-28-0	0-0-0	0-0-0	0-0-0	1-8-0	1-17-1	0-0-0	0-0-0	1-5-0	0-0-0	INJ
<b>Totals</b>	<b>15-134-1</b>	<b>4-56-1</b>	<b>30-375-2</b>	<b>21-285-2</b>	<b>18-211-2</b>	<b>3-31-1</b>	<b>15-179-1</b>	<b>22-429-4</b>	<b>1-16-1</b>	<b>8-37-0</b>	<b>17-280-5</b>	<b>26-364-4</b>	<b>9-111-0</b>

Others' Totals: Cottam: 2-34-0.

## PASSING

(C-A-I-Yds-TD)	Ainge	Schaeffer	Clausen
UNLV	10-17-0-118-2	7-10-0-123-1	0-0-0-0-0
FLORIDA	16-24-1-192-3	3-4-0-40-0	DNP
LA. TECH	10-15-0-198-3	3-7-0-50-1	0-0-0-0-0
AUBURN	17-35-4-173-1	1-5-1-13-0	DNP
at Georgia	12-21-0-150-2	0-1-0-0-0	DNP
at Mississippi	14-30-1-231-1	1-2-0-8-0	DNP
ALABAMA	10-22-2-132-1	DNP	DNP
at S. Carolina	9-16-1-109-3	2-4-0-57-0	DNP
NOTRE DAME	11-18-0-149-1	INJ	10-18-1-120-0
at Vanderbilt	INJ	INJ	19-30-2-189-2
KENTUCKY	INJ	INJ	26-41-2-349-2
vs. Auburn*	INJ	INJ	8-20-0-69-1
<b>Totals</b>	<b>109-198-9-1,452-17</b>	<b>17-33-1-291-2</b>	<b>63-109-5-727-5</b>

Others' Totals: Colquitt: 1-1-0-19-0; Fayton 1-1-0-53-0.

## PUNTING

(No-Yds-Avg)	Colquitt	Wilhoit
UNLV	3-154-51.3	0-0-0-0
FLORIDA	2-90-45.0	0-0-0-0
LA. TECH	6-240-40.0	1-34-34.0
AUBURN	2-70-35.0	0-0-0-0
at Georgia	2-96-48.0	0-0-0-0
at Mississippi	7-286-40.9	1-36-36.0
ALABAMA	7-283-40.4	0-0-0-0
at S. Carolina	7-288-41.1	0-0-0-0
NOTRE DAME	6-255-42.5	0-0-0-0
at Vanderbilt	3-108-36.0	0-0-0-0
KENTUCKY	1-33-33.0	0-0-0-0
vs. Auburn*	6-243-40.5	0-0-0-0
<b>Totals</b>	<b>52-2,146-41.3</b>	<b>2-70-35.0</b>

## FIELD GOALS

(Made-Miss)	Wilhoit	Sequence
UNLV	0-1	44
FLORIDA	1-1	(50)
LA. TECH	0-1	44
AUBURN	1-1	(41)
at Georgia	2-5	(35), 40, (51), 49, 51
at Mississippi	-	-
ALABAMA	1-1	(40)
at S. Carolina	-	-
NOTRE DAME	2-2	(30), (33)
at Vanderbilt	1-1	(34)
KENTUCKY	1-2	(24), 18
vs. Auburn*	-	-
<b>Totals</b>	<b>9-15</b>	

## PUNT RETURNS

(No-Yds-Avg)	Hefney	Fayton	Larkins	Tinsley
UNLV	1-27-27.0	0-0-0-0	0-0-0-0	0-0-0-0
FLORIDA	2-11-5.5	0-0-0-0	0-0-0-0	0-0-0-0
LA. TECH	3-0-0-0	1-5-5.0	1-1-1-0	0-0-0-0
AUBURN	3-11-3.7	0-0-0-0	0-0-0-0	0-0-0-0
at Georgia	5-41-8.2	0-0-0-0	0-0-0-0	0-0-0-0
at Mississippi	1-0-0-0	0-0-0-0	0-0-0-0	2-9-4.5
ALABAMA	0-0-0-0	0-0-0-0	0-0-0-0	3-51-17.0
at S. Carolina	0-0-0-0	0-0-0-0	0-0-0-0	1-0-0-0
NOTRE DAME	1-5-5.0	0-0-0-0	0-0-0-0	2-19-9.5
at Vanderbilt	0-0-0-0	0-0-0-0	0-0-0-0	INJ
KENTUCKY	4-0-0-0	0-0-0-0	0-0-0-0	INJ
vs. Auburn*	0-0-0-0	0-0-0-0	0-0-0-0	INJ
<b>Totals</b>	<b>20-95-5.9</b>	<b>1-5-5.0</b>	<b>1-1-1.0</b>	<b>8-79-9.9</b>

## KICKOFF RETURNS

(No-Yds-Avg)	Hefney	Larkins	Riggs Jr.	Yancey
UNLV	0-0-0-0	1-13-13.0	1-13-13.0	0-0-0-0
FLORIDA	0-0-0-0	1-17-17.0	0-0-0-0	0-0-0-0
LA. TECH	0-0-0-0	0-0-0-0	1-19-19.0	0-0-0-0
AUBURN	0-0-0-0	3-52-17.3	0-0-0-0	0-0-0-0
at Georgia	0-0-0-0	1-33-33.0	0-0-0-0	0-0-0-0
at Mississippi	0-0-0-0	3-58-19.3	0-0-0-0	0-0-0-0
ALABAMA	0-0-0-0	0-0-0-0	0-0-0-0	0-0-0-0
at S. Carolina	0-0-0-0	2-36-18.0	0-0-0-0	0-0-0-0
NOTRE DAME	0-0-0-0	3-32-10.7	0-0-0-0	0-0-0-0
at Vanderbilt	2-42-21.0	0-0-0-0	0-0-0-0	2-31-15.5
KENTUCKY	3-49-16.3	0-0-0-0	2-37-18.5	DNP
vs. Auburn*	0-0-0-0	0-0-0-0	1-23-23.0	DNP
<b>Totals</b>	<b>5-91-18.2</b>	<b>14-241-17.2</b>	<b>5-92-18.4</b>	<b>2-31-15.5</b>

Others' Totals: Boulware: 1-12-12.0; B. Smith: 1-44-44.0

\*SEC Championship Game

# Individual Defensive Game-By-Game

## DEFENSIVE LINEMEN [T-AT-TT]

Game	Hall	Haralson	Harrell	Harris	Mahelona	McBride	McDaniel	X. Mitchell	Neal	Reynolds
UNLV	1-1-2	4-0-4	0-1-1	0-0-0	2-2-4	0-0-0	0-0-0	0-0-0	1-1-2	0-1-1
FLORIDA	0-0-0	4-0-4	0-2-2	1-0-1	3-1-4	1-2-3	1-0-1	DNP	0-2-2	0-0-0
LOUISIANA TECH	1-2-3	0-0-0	1-2-3	0-2-2	0-1-1	2-0-2	0-0-0	1-0-1	0-0-0	2-0-2
AUBURN	1-2-3	2-1-3	2-1-3	0-0-0	4-5-9	6-3-9	1-1-2	0-0-0	0-2-2	1-0-1
at Georgia	5-2-7	0-1-1	1-1-2	0-0-0	3-0-3	1-2-3	0-0-0	0-0-0	2-0-2	1-0-1
at Mississippi	0-0-0	9-1-10	3-0-3	0-0-0	1-0-1	2-0-2	0-0-0	0-0-0	2-0-2	0-0-0
ALABAMA	1-1-2	0-1-1	1-0-1	0-0-0	1-1-2	3-4-7	1-2-3	0-0-0	2-1-3	0-0-0
at South Carolina	0-0-0	5-2-7	2-2-4	0-0-0	1-3-4	0-0-0	3-0-3	0-1-1	2-1-3	0-0-0
NOTRE DAME	0-0-0	2-1-3	2-0-2	DNP	6-0-6	2-1-3	1-0-1	0-0-0	1-0-1	0-0-0
at Vanderbilt	5-0-5	3-1-4	1-0-1	DNP	0-0-0	3-1-4	0-0-0	0-0-0	1-0-1	0-0-0
KENTUCKY	1-1-2	2-1-3	0-0-0	0-0-0	2-1-3	1-0-1	1-0-1	0-0-0	1-0-1	0-0-0
vs. Auburn*	2-0-2	3-0-3	1-0-1	DNP	5-0-5	1-1-2	1-0-1	1-0-1	2-0-2	2-0-2
<b>Totals</b>	<b>17-9-26</b>	<b>34-9-43</b>	<b>14-9-23</b>	<b>1-2-3</b>	<b>28-14-42</b>	<b>22-14-36</b>	<b>9-3-12</b>	<b>2-1-3</b>	<b>14-7-21</b>	<b>6-1-7</b>

## LINEBACKERS [T-AT-TT]

Game	Brooks	Burnett	Gaither	Karl	J. Mitchell	Poe	Simon	Turner	Wilson
UNLV	2-1-3	6-2-8	2-3-5	DNP	4-2-6	2-0-2	3-2-5	0-0-0	DNP
FLORIDA	0-0-0	10-6-16	2-2-4	DNP	4-0-4	6-1-7	0-0-0	0-0-0	0-0-0
LOUISIANA TECH	2-0-2	4-1-5	9-2-11	1-0-1	3-1-4	2-2-4	2-2-4	INJ	1-0-1
AUBURN	0-0-0	7-5-12	3-2-5	0-0-0	3-7-10	2-0-2	INJ	0-0-0	0-0-0
at Georgia	0-0-0	3-0-3	8-1-9	1-0-1	2-0-2	2-1-3	INJ	0-0-0	0-0-0
at Mississippi	0-0-0	7-0-7	5-0-5	0-0-0	4-0-4	3-1-4	INJ	0-0-0	1-0-1
ALABAMA	0-0-0	8-4-12	5-2-7	0-0-0	2-2-4	2-0-2	INJ	0-0-0	0-0-0
at South Carolina	1-0-1	9-2-11	5-2-7	3-0-3	2-1-3	1-0-1	INJ	0-0-0	2-0-2
NOTRE DAME	0-0-0	7-4-11	3-1-4	0-0-0	4-0-4	0-0-0	INJ	DNP	0-0-0
at Vanderbilt	0-0-0	6-0-6	6-0-6	0-0-0	3-0-3	0-0-0	INJ	0-0-0	0-0-0
KENTUCKY	0-0-0	9-1-10	6-1-7	0-0-0	2-1-3	0-1-1	INJ	0-0-0	2-1-3
vs. Auburn*	1-0-1	10-3-13	15-3-18	0-0-0	5-1-6	1-0-1	INJ	0-0-0	0-0-0
<b>Totals</b>	<b>6-1-7</b>	<b>86-28-114</b>	<b>69-19-88</b>	<b>5-0-5</b>	<b>38-15-53</b>	<b>21-6-27</b>	<b>3-2-5</b>	<b>1-0-1</b>	<b>6-1-7</b>

## SECONDARY [T-AT-TT]

Game	Allen	Boulware	Campbell	Fellows	Gaines	Hefney	B. Johnson	L. Johnson	Larkins	Parrish	Wade
UNLV	5-0-5	1-0-1	2-2-4	2-3-5	1-0-1	3-0-3	8-1-9	DNP	0-0-0	0-0-0	1-1-2
FLORIDA	8-6-14	0-0-0	0-1-1	0-1-1	DNP	6-1-7	2-3-5	DNP	0-0-0	0-0-0	5-1-6
LOUISIANA TECH	8-2-10	0-0-0	1-1-2	6-1-7	DNP	2-1-3	1-0-1	1-0-1	0-0-0	0-0-0	0-1-1
AUBURN	10-4-14	0-0-0	0-0-0	1-2-3	DNP	3-2-5	6-1-7	0-0-0	0-0-0	0-0-0	2-0-2
at Georgia	2-1-3	0-0-0	0-0-0	1-1-2	DNP	5-1-6	2-1-3	0-0-0	0-0-0	0-0-0	1-0-1
at Mississippi	5-2-7	1-0-1	0-0-0	0-1-1	0-0-0	4-1-5	4-0-4	0-0-0	1-0-1	1-0-1	0-0-0
ALABAMA	10-5-15	0-0-0	0-0-0	3-1-4	DNP	8-0-8	DNP	0-0-0	1-0-1	5-2-7	0-0-0
at South Carolina	12-3-15	0-1-1	5-0-5	4-1-5	DNP	1-0-1	DNP	0-0-0	1-0-1	1-0-1	0-1-1
NOTRE DAME	6-4-10	4-0-4	0-0-0	1-1-2	0-0-0	3-2-5	DNP	0-0-0	1-0-1	0-0-0	0-0-0
at Vanderbilt	7-2-9	3-0-3	0-0-0	4-0-4	DNP	5-1-6	DNP	0-0-0	1-1-2	0-0-0	1-0-1
KENTUCKY	9-1-10	2-0-2	0-0-0	DNP	0-0-0	4-0-4	DNP	0-0-0	0-0-0	0-0-0	4-1-5
vs. Auburn*	2-4-6	0-1-1	4-1-5	2-0-2	0-0-0	6-2-8	DNP	0-0-0	2-0-2	0-0-0	5-0-5
<b>Totals</b>	<b>84-34-118</b>	<b>11-2-13</b>	<b>12-5-17</b>	<b>24-12-36</b>	<b>1-0-1</b>	<b>50-11-61</b>	<b>23-6-29</b>	<b>1-0-1</b>	<b>7-1-8</b>	<b>7-2-9</b>	<b>19-5-24</b>

**Others:** Davis 5-0-5; Hannon 3-0-3; Hostetter 0-1-1; West 3-0-3; Meachem 2-0-2; C. Brown 1-1-2; T. Brown 0-1-1; Newsome 1-0-1; Greene 1-0-1; Tinsley 0-1-1; Wilhoit 2-0-2.

\*SEC Championship Game

## DEFENSIVE LEADERBOARD

<b>TACKLES FOR LOSS (88):</b> Mahelona (16.5) vs. UNLV(5); UF(2); AU(2); UG(3); UM(1); UA(1); SC(2); ND(5); AU(2) Haralson (13.5) vs. UNLV(1); UF(1); AU(1); UG(5); UM(5); SC(3); VU(2) Gaither (11.5) vs. LT(1); AU(1); UG(2.5); UM(1); UA(1); SC(1); VU(1); AU(3) McBride (8) vs. LT(1); AU(2); UA(2); ND(1); VU(2) Burnett (6) vs. UF(1); UM(1); UA(2); SC(1); UK(1) J. Mitchell (5.5) vs. UNLV(1.5); AU(2); UG(1); UM(1) Hall (4) vs. UNLV(1); UG(3) Harrell (3.5) vs. UF(1); LT(3); SC(2) Allen (3) vs. UF(1); LT(2) Neal (3) vs. UNLV(1); ND(1); UK(1) Hefney (2.5) vs. UF(5); LT(3); UA(1) McDaniel (2) vs. SC(2) Reynolds (2) vs. LT(1); AU(1) Fellows (1) vs. VU(1) B. Johnson (1) vs. LT(1) Larkins (1) vs. VU(1) X. Mitchell (1) vs. LT(1) Simon (1) vs. UNLV(1)	McBride (3) vs. LT(1); UA(1); ND(1) Neal (3) vs. UNLV(1); ND(1); UK(1) Allen (2) vs. UF(1); LT(1) Gaither (2) vs. UG(1); AU(2) J. Mitchell (2) vs. AU(1); UM(1) Burnett (1) vs. UM(1) McDaniel (1) vs. SC(1) X. Mitchell (1) vs. LT(1) Reynolds (1) vs. LT(1) Harrell (0.5) vs. LT(5) Hefney (0.5) vs. LT(5)	<b>FORCED FUMBLES (13):</b> Allen (2) vs. UM(1); SC(1) Haralson (2) vs. SC(1); VU(1) B. Johnson (2) vs. UNLV(2) McBride (2) vs. UNLV(1); UA(1) Burnett (1) vs. AU(1) Gaither (1) vs. AU(1) Harrell (1) vs. UG(1) Larkins (1) vs. VU(1) Wade (1) vs. AU(1)	<b>FUMBLES RECOVERED (6):</b> Burnett (2) vs. UNLV(1); AU(1) Haralson (2) vs. UA(1); VU(1) Harrell (2) vs. UG(1); VU(1)	Allen (1) vs. UM(1) McBride (1) vs. AU(1)	<b>INTERCEPTIONS (15):</b> Campbell (4) vs. UNLV(1); UA(1); UK(1); AU(1) Fellows (3) vs. AU(1); SC(1); VU(1) Allen (2) vs. Florida (1); VU(1) Gaither (2) vs. La. Tech(1); SC(1) B. Johnson (2) vs. UM (2) Burnett (1) vs. La. Tech(1) Hefney (1) vs. SC(1)	<b>PASS BREAKUPS (43):</b> Fellows (10) vs. UNLV(1); LT(1); AU(1); UG(1); UA(2); SC(2); ND(2) Hefney (10) vs. AU(1); UG(3); UA(1); ND(1); VU(3); UK(1) Allen (5) vs. UG(1); UM(1); UA(2); ND(1) Harrell (4) vs. UNLV(1); AU(1); UG(2) Burnett (1) vs. ND(1) Campbell (1) vs. SC(1) Gaither (2) vs. UM(1); AU(2) Hall (1) vs. UG(1) B. Johnson (1) vs. LT(1) L. Johnson (1) vs. LT(1) McBride (1) vs. UK(1) McDaniel (1) vs. UG(1)	J. Mitchell (1) vs. UG(1) Neal (1) vs. VU(1) Reynolds (1) vs. SC(1) Simon (1) vs. UNLV(1) Wade (1) vs. UF(1)	<b>QB HURRIES (76):</b> Haralson (21) vs. UF(3); AU(3); UG(2); UA(3); SC(2); ND(1); VU(3); UK(2); AU(2) Harrell (11) vs. UNLV(2); LT(1); UM(2); UA(2); SC(1); ND(2); VU(1) Hall (7) vs. LT(2); AU(2); UG(2); AU(1) Mahelona (7) vs. AU(2); UG(2); ND(1); AU(2) McBride (6) vs. LT(2); SC(2); AU(2) J. Mitchell (5) vs. UG(2); ND(1); VU(1); AU(1) Neal (5) vs. UG(2); UM(1); UG(1); AU(1) McDaniel (4) vs. UNLV(1); UG(1); SC(1); AU(1) Gaither (2) vs. UG(1); SC(1) Allen (1) vs. SC(1) Burnett (1) vs. ND(1) Hefney (1) vs. UA(1) X. Mitchell (1) vs. SC(1) Simon (1) vs. UNLV(1)
--	--	--	--	--	--	---	--	---

# Superlatives

## TENNESSEE TEAM

Points Scored _____	43	South Carolina
Low _____	10	Auburn
First Downs 34 _____	Kentucky	
Low _____	9	Auburn2
Rushing Attempts _____	51	La. Tech
Low _____	24	Auburn2
Rushing Yards _____	347	La. Tech
Low _____	58	Notre Dame
Rushing TDs3 _____	Four times	
Low _____	0	Four times
Passes Attempted _____	43	Kentucky
Low _____	20	South Carolina/Auburn2
Passes Completed _____	27	Kentucky
Low _____	8	Auburn2
Had Intercepted _____	5	Auburn
Low _____	0	Four times
Passing Yards _____	402	Kentucky
Low _____	69	Auburn2
Passing TDs _____	4	La. Tech
Low _____	1	Three times
Total Offensive Plays _____	83	Kentucky
Low _____	44	Auburn2
Total Offensive Yards _____	606	Kentucky
Low _____	195	Alabama
Fumbles _____	3	Florida/Notre Dame
Low _____	0	Four times
Fumbles Lost _____	2	Florida/Georgia
Low _____	0	Six times
Penalties _____	12	Auburn2
Low _____	2	Florida/Notre Dame
Penalty Yards _____	95	Auburn2
Low _____	20	Florida/Notre Dame
QB Sacks by _____	5	La. Tech/Georgia
Low _____	1	Three times

## TENNESSEE INDIVIDUAL

Rushing Attempts _____	26	Gerald Riggs Jr. vs. Georgia/Mississippi
Net Rushing Yards _____	190	Cedric Houston vs. South Carolina
Rushing TDs _____	3	Cedric Houston at Vanderbilt
Pass Attempts _____	41	Rick Clausen vs. Kentucky
Pass Completions _____	26	Rick Clausen vs. Kentucky
Had Intercepted _____	4	Erik Ainge vs. Auburn
Pass Yards _____	349	Rick Clausen vs. Kentucky
Pass TDs _____	3	Erik Ainge, three times
Total Offensive Plays _____	43	Rick Clausen vs. Kentucky
Total Offensive Yards _____	354	Rick Clausen vs. Kentucky
Receptions _____	8	Chris Hannon vs. Florida
Receiving Yards _____	145	Robert Meachem vs. Kentucky
Receiving TDs _____	2	Bret Smith vs. La. Tech/Jayson Swain at Vandy
Points Scored _____	18	Cedric Houston at Vanderbilt
Touchdowns _____	3	Cedric Houston at Vanderbilt
Field Goals _____	2	James Wilhoit vs. Georgia and Notre Dame
PATs _____	6	James Wilhoit vs. UNLV and La. Tech
Punts _____	7	Dustin Colquitt, three times
Punt Average _____	51.3	Dustin Colquitt vs. UNLV
Punt Returns _____	5	Jonathan Hefney vs. Georgia
Punt Return Yards _____	51	Derrick Tinsley vs. Alabama
Kickoff Returns _____	3	Larkins (three times) / Hefney (once); UK
Kickoff Return Yards _____	58	Corey Larkins vs. Mississippi
Total Tackles _____	18	Omar Gaither vs. Auburn2
Solo Tackles _____	15	Omar Gaither vs. Auburn2
TFLs _____	5	Haralson vs. Mississippi / Mahelona vs. Notre Dame
Sacks _____	2	By three
Interceptions _____	2	Brandon Johnson vs. Mississippi
Interception Return Yds _____	20	Omar Gaither vs. South Carolina

## TENNESSEE INDIVIDUAL LONG PLAYS

Rushing _____	80	Gerald Riggs Jr. vs. Auburn2
Passing _____	60 TD	Erik Ainge to Bret Smith vs. La. Tech
Field Goal _____	51	James Wilhoit vs. Georgia
Punt _____	61	Dustin Colquitt vs. UNLV
Punt Return _____	45	Derrick Tinsley vs. Alabama
Kickoff Return _____	44	Bret Smith vs. South Carolina
Interception Return _____	20	Omar Gaither vs. South Carolina
Fumble Return _____	18	Parys Haralson vs. Alabama

## OPPONENT TEAM

Points Scored _____	38	Auburn2
Low _____	13	Alabama
First Downs 31 _____	Auburn2	
Low _____	13	Notre Dame
Rushing Attempts _____	49	Auburn2
Low _____	29	Three times
Rushing Yards _____	226	South Carolina
Low _____	56	Georgia
Rushing TDs2 _____	Four times	
Low _____	0	Notre Dame
Passes Attempted _____	49	South Carolina
Low _____	23	Auburn/Notre Dame
Passes Completed _____	34	South Carolina
Low _____	12	Notre Dame
Had Intercepted _____	3	South Carolina
Low _____	0	Georgia/Notre Dame
Passing Yards _____	374	Auburn2
Low _____	113	Alabama
Passing TDs _____	3	Three times
Low _____	0	UNLV/Alabama
Total Offensive Plays _____	86	South Carolina
Low _____	59	Notre Dame
Total Offensive Yards _____	567	South Carolina
Low _____	216	Notre Dame
Fumbles _____	4	UNLV
Low _____	0	La. Tech/Notre Dame
Fumbles Lost _____	2	Vanderbilt
Low _____	0	Five times
Penalties _____	12	Georgia
Low _____	3	Mississippi/Notre Dame
Penalty Yards _____	88	Kentucky
Low _____	9	Notre Dame
QB Sacks by _____	5	Notre Dame
Low _____	0	Four times

## OPPONENT INDIVIDUAL

Rushing Attempts _____	25	Kenneth Darby, Alabama
Net Rushing Yards _____	121	Dominique Dorsey, UNLV
Rushing TDs _____	1	By 11
Pass Attempts _____	42	Dondrial Pinkins, South Carolina
Pass Completions _____	30	Dondrial Pinkins, South Carolina
Had Intercepted _____	2	By four
Pass Yards _____	374	Jason Campbell, Auburn2
Pass TDs _____	3	By three
Total Offensive Plays _____	52	Dondrial Pinkins, South Carolina
Total Offensive Yards _____	352	Dondrial Pinkins, South Carolina
Receptions _____	9	Scott Mitchell, Kentucky
Receiving Yards _____	160	Brandon Smith, Vanderbilt
Receiving TDs _____	2	Jacob Tamme, Kentucky
Points Scored _____	12	Jeff Jennings, Vandy / Jacob Tamme, Kentucky
Touchdowns _____	2	Jeff Jennings, Vandy / Jacob Tamme, Kentucky
Field Goals _____	2	By three
PATs _____	5	John Vaughn, Auburn2
Punts _____	10	D.J. Fitzpatrick, Notre Dame
Punt Average _____	45.8	Sevin Suurovic, Kentucky
Punt Returns _____	4	Corey Brazil, La. Tech
Punt Return Yards _____	22	Mike Espy, Mississippi
Kickoff Returns _____	4	Lorenzo Parker, Vanderbilt
Kickoff Return Yards _____	78	Dominique Dorsey, UNLV
Total Tackles _____	14	Mike Goolsby, Notre Dame
Solo Tackles _____	10	Jamaal Brimmer, UNLV/Andrew Pace, Vanderbilt
TFLs _____	3.5	George Gause, South Carolina
Sacks _____	2	Justin Tuck, Notre Dame
Interceptions _____	4	Junior Rosegreen, Auburn
Interception Return Yds _____	34	Bryan Brown, Mississippi

## OPPONENT INDIVIDUAL LONG PLAYS

Rushing _____	49	Demetris Summers, South Carolina
Passing _____	81	Chris Leak to Chad Jackson, Florida
Field Goal _____	47	Brian Bostick, Alabama
Punt _____	55	Gary Cook, UNLV
Punt Return _____	20	Noah Whiteside, South Carolina
Kickoff Return _____	59	Dominique Dorsey, UNLV
Interception Return _____	34	Bryan Brown, Mississippi

# Offensive Drive Charts

UNLV					
No.	Start	Plays	Yards	Time	End
1	T28	3	0	1:33	Fumble
2	T20	13	80	6:21	Touchdown
3	T20	5	80	2:20	Touchdown
4	T06	6	34	2:52	Punt
5	T09	10	91	4:47	Touchdown
6	T06	3	-2	1:50	Punt
*7	T21	3	4	1:35	Punt
8	T17	4	83	0:55	Touchdown
9	T18	13	82	5:49	Touchdown
10	N30	4	3	1:08	Missed FG
11	T20	8	80	4:15	Touchdown
12	T23	1	2	0:28	End of Game

FLORIDA					
No.	Start	Plays	Yards	Time	End
1	T24	5	10	2:30	Fumble
2	T20	12	80	6:09	Touchdown
3	T20	7	80	1:50	Touchdown
4	T20	4	7	1:06	Interception
5	T20	3	80	2:10	Punt
*6	T28	9	49	4:22	Fumble
7	T20	14	80	5:46	Touchdown
8	T32	3	8	1:41	Punt
9	T20	12	80	4:17	Touchdown
10	T39	6	28	0:37	Field Goal

LOUISIANA TECH					
No.	Start	Plays	Yards	Time	End
1	L42	3	-6	1:36	Punt
2	T21	7	35	3:30	Punt
3	T27	2	73	0:19	Touchdown
4	T20	8	80	2:31	Touchdown
5	T27	3	7	2:00	Punt
6	T26	3	74	1:11	Touchdown
7	T24	5	49	2:01	Missed FG
8	T44	3	56	0:45	Touchdown
*9	T20	3	0	0:36	Punt
10	T41	3	-1	2:05	Punt
11	T37	9	63	2:58	Touchdown
12	T20	7	80	3:28	Touchdown
13	T39	6	27	2:41	Punt
14	T26	5	15	3:15	Punt
15	T35	7	37	4:10	End of Game

AUBURN					
No.	Start	Plays	Yards	Time	End
1	T20	3	0	0:26	Punt
2	T17	13	59	5:07	Field Goal
3	T1	2	0	0:16	Fumble
4	T19	5	15	2:11	Interception
5	T20	3	0	0:51	Punt
6	T20	11	47	2:43	Interception
7	T27	2	3	0:45	End of Half
*8	T20	12	72	5:25	Interception
9	T37	5	8	2:01	Punt
10	T47	6	53	1:23	Touchdown
11	T20	4	11	0:42	Interception
12	T18	6	52	1:45	Interception
13	T47	0	0	0:00	End of Game

GEORGIA					
No.	Start	Plays	Yards	Time	End
1	T20	10	80	4:43	Touchdown
2	T33	13	49	6:42	Field Goal
3	G44	3	7	1:21	Fumble
4	T20	3	(-1)	1:07	Punt
5	G40	6	17	2:24	Missed FG
6	G49	6	15	2:33	Field Goal
7	T22	2	(-3)	0:45	End of Half
*8	T13	1	0	0:12	Fumble
9	T20	10	48	5:51	Missed FG
10	G40	10	40	3:51	Touchdown
11	T35	7	31	3:44	Missed FG
12	T35	3	9	2:10	Punt

MISSISSIPPI					
No.	Start	Plays	Yards	Time	End
1	T22	9	78	3:18	Touchdown
2	T45	8	55	2:52	Touchdown
3	T20	3	0	1:32	Punt
4	T20	6	29	1:53	Punt
5	T24	0	0	0:00	Fumble
6	T20	7	44	2:27	Punt
7	M48	3	31	0:33	End of Half
*8	M46	3	3	1:03	Punt
9	T20	3	8	1:33	Punt
10	T20	3	5	2:25	Punt
11	T37	3	1	1:00	Punt
12	T22	5	17	2:32	Interception
13	T17	9	83	4:03	Touchdown
14	T39	6	21	3:25	Punt
15	M48	2	3	0:59	End of Game

ALABAMA					
No.	Start	Plays	Yards	Time	End
1	A18	0	0	0:00	Touchdown
2	T48	5	14	2:14	Punt
3	T42	2	0	0:46	Interception
4	T22	4	12	1:42	Punt
5	T20	6	15	2:38	Punt
6	A29	3	29	0:48	Touchdown
7	T27	3	2	1:07	Punt
8	T15	3	7	0:57	Punt
9	T20	1	2	0:32	End of Half
*10	T20	8	57	3:28	Field Goal
11	T18	13	78	6:39	Interception
12	T11	3	8	2:16	Punt
13	T20	3	5	2:05	Punt
14	T15	3	2	0:46	End of Game

SOUTH CAROLINA					
No.	Start	Plays	Yards	Time	End
1	T05	3	9	1:17	Punt
2	T01	1	1	0:07	Safety
3	S31	3	5	0:21	Interception
4	T20	3	9	1:29	Punt
5	T20	3	7	1:07	Punt
6	T32	5	15	2:18	Punt
7	T20	8	80	2:28	Touchdown
*8	T19	4	81	1:56	Touchdown
9	T17	8	35	3:21	Punt
10	S20	1	20	0:05	Touchdown
11	T20	6	80	2:08	Touchdown
12	T22	3	6	1:26	Punt
13	T48	5	52	3:01	Touchdown
14	S00	0	0	0:00	Touchdown
15	T35	3	6	1:11	Punt

NOTRE DAME					
No.	Start	Plays	Yards	Time	End
1	T29	9	57	4:14	Field Goal
2	T12	8	29	3:03	Punt
3	T12	3	5	1:31	Punt
4	T23	9	42	3:07	Downs
5	T22	6	78	2:39	Touchdown
6	T36	3	3	0:26	Punt
7	T30	2	-14	0:42	End of Half
*8	T20	3	6	1:32	Punt
9	T14	6	16	3:16	Interception
10	T22	3	9	2:06	Punt
11	T40	5	44	1:28	Field Goal
12	T32	8	34	3:12	Downs
13	T19	8	31	3:58	Punt
14	T27	4	-8	0:56	Downs

VANDERBILT					
No.	Start	Plays	Yards	Time	End
1	V14	2	14	0:39	Touchdown
2	T42	9	58	2:53	Touchdown
3	T13	10	87	4:48	Touchdown
4	V18	4	18	1:01	Touchdown
5	T23	4	17	1:59	Interception
6	T31	3	2	1:11	Punt
7	T03	1	1	0:10	End of Half
*8	T20	10	63	4:24	Field Goal
9	T41	8	59	3:18	Touchdown
10	T15	6	60	2:46	Interception
11	T38	6	18	3:18	Punt
12	V43	3	6	2:14	Punt
13	V23	3	9	2:07	End of Game

KENTUCKY					
No.	Start	Plays	Yards	Time	End
1	T22	13	78	5:08	Touchdown
2	T26	3	0	1:01	Punt
3	T20	3	2	0:55	Interception
4	T20	8	80	3:32	Touchdown
5	T41	7	52	2:30	Field Goal
6	T20	6	80	0:33	Touchdown
*7	T11	14	88	6:31	Blocked FG
8	T08	13	86	5:40	Downs
9	T35	3	65	1:16	Touchdown
10	T05	6	36	2:10	Interception
11	T40	8	60	2:53	Touchdown
12	T28	1	2	0:06	End of Game

AUBURN (SEC CHAMPIONSHIP GAME)					
No.	Start	Plays	Yards	Time	End
1	T20	3	4	1:29	Punt
2	T23	3	4	1:29	Punt
3	T45	3	0	0:28	Punt
4	A14	4	14	1:49	Touchdown
5	T20	6	19	2:54	Punt
6	T20	1	-2	0:07	End of Half
*7	T20	6	26	2:39	Punt
8	A19	3	19	1:55	Touchdown
9	T20	1	80	0:13	Touchdown
10	T20	3	-7	2:16	Punt
11	T20	5	80	1:39	Touchdown
12	T20	6	24	3:13	Downs

Note: \* - first drive of second half

AVG STARTING FIELD POSITION					
	Drives	Yd Line	Avg	IN20	
Tennessee	158	4,624	29.3	29	
Opponents	154	4,115	26.7	33	

# Traditions

## About the "T"

The famed letter "T" debuted on Tennessee's helmets in the fall of 1964 as Doug Dickey assumed the head coaching reins.

Prior to 1964 the helmets had been white with an orange stripe down the middle. There, however, have been two exceptions. In coach Bowden Wyatt's final season in 1962, the Vols had orange numerals on the sides of their helmets. In 1963 coach Jim McDonald stuck with the numbers on the helmets, but changed the numerals color to black.

When Johnny Majors was named head coach in 1977, he had the "T" slightly redesigned and the orange stripe widened.

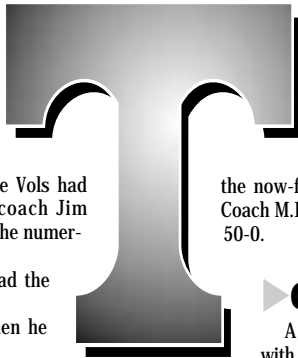
Dickey also brought another Tennessee tradition to life when he started the Vols running through the "T."

From the time of coach Bob Neyland through the 1963 season, the Vols had their team bench on the east side of the field, close to their dressing room which entered the field on the 50 yardline.

In 1965, Doug Dickey changed all that as the Vols opened the season against Army. He moved his team's bench to the west side, allowing the Vols to enter the field just before the opening kickoff through a giant "T" formed by the "Pride of Southland" Marching Band.

When the Vols moved to the new dressing room quarters under the north stands in 1983, the "T" remained, forming from north to south instead of east to west.

The "T" has occasionally been formed on the road, most notably at Liberty Bowl Memorial Stadium in Memphis, at Vanderbilt Stadium in Nashville and at the 1986 and 1991 Sugar Bowls in New Orleans.



## School Colors

The colors Orange and White were selected by Charles Moore, a member of the first football team in 1891, and were later approved by a vote of the student body. The colors were those of the common American daisy which grew in profusion on The Hill. Tennessee players did not appear in the now-famous Orange jerseys until the season opening game in 1922. Coach M.B. Banks' Vols won that game over Emory and Henry by a score of 50-0.

## Checkerboard End Zones

A Tennessee trademark from the mid-1960s was reinstated in 1989 with the installation of the orange and white checkerboard end zones on Shields-Watkins Field and continued with the return of grass.

The unique design accompanied coach Doug Dickey's arrival in 1964 when the Vols played Boston College. The colorful and popular end zones were a part of Tennessee football until 1968 when the natural sod was dug out and artificial turf was put in its place.

Workers installed the orange and white end zones and the interlocking UT at the 50-yard line in the summer of 1989. They were both completely inlaid with contrasting colored turf rather than painted turf.

## Volunteer Navy

In 1962 former Vol broadcaster George Mooney found a quicker and more exciting way to get to Neyland Stadium other than fighting the notorious Knoxville traffic. Mooney navigated his little runabout down the Tennessee River to the stadium and spawned what would later become the "Volunteer Navy." Today, approximately 200 boats of all shapes and sizes make up this giant floating tailgate party. Tennessee and the University of Washington are the only institutions with football stadiums adjacent to bodies of water.

## Smokey



After a student poll sponsored by the Pep Club revealed a desire to select a live mascot for the University, the Pep Club held a contest in 1953 to select a coonhound, a native breed of the state, as the mascot to represent the school.

Announcements of the contest in local newspapers read, "This can't be an ordinary hound. He must be a 'Houn' Dog' in the best sense of the

word." The late Rev. Bill Brooks entered his prize-winning blue tick coon hound, "Brooks' Blue Smokey," in the contest. At halftime of the Mississippi State game that season, the dogs were lined up on the old cheerleaders' ramp at Shields-Watkins Field. Each dog was introduced over the loudspeaker and the student body cheered for their favorite, with "Blue Smokey" being the last hound introduced. When his name was called, he barked. The students cheered and Smokey threw his head back and barked again. This kept going until the stadium was in an uproar and UT had found its mascot. Rev.

Brooks supplied UT with the line of canines until his death in 1986 when his wife, Mildred, took over the caretaking role. She did so until 1994, when her brother and sister-in-law, Earl and Martha Hudson of Knoxville, took over responsibility for Smokey VII and eventually Smokey VIII. Mrs. Brooks died in July 1997.

The dogs have led exciting lives. Smokey II was dog-napped by Kentucky students in 1955 and later survived a confrontation with the Baylor Bear at the 1957 Sugar Bowl. Smokey VI, who suffered heat exhaustion in the 140-degree temperatures at the 1991 UCLA game, was listed on the Vol injury report until he returned later in the season. Smokey III compiled a 105-39-5 record and two SEC championships. Smokey VI, who passed away in 1991, was on the sidelines for three SEC championships.

One of the most beloved figures in the state, Smokey is famous for leading the Vols out of the giant "T" prior to each home game. The present Smokey, in his rookie season, is ninth in the line of blue tick coon hounds and is appropriately called Smokey IX. His predecessor, Smokey VIII, was the winningest Smokey, having recorded a 91-21 (.813) record, two SEC titles and the 1998 national championship.

### Smokey's Reigns

**Smokey (1953-1954)**

**Smokey II (1955-1964)**

**Smokey III (1965-1977)**

**Smokey IV (1978-1979)**

**Smokey V (1980-1983)**

**Smokey VI (1984-1991)**

**Smokey VII (1992-1994)**

**Smokey VIII (1995-2003)**

**Smokey IX (2004-Present)**

## University of Tennessee's *Pride of the Southland Band*

The University of Tennessee band was organized immediately after the Civil War when the University reopened. Since then, the enrollment in the band program has grown to more than four hundred students (in all bands) from all colleges of the University.

Director of Bands, Dr. Gary Sousa, heads up a program which has maintained a long-standing reputation as one of the nation's finest musical organizations.

The band staff includes Dr. Don Ryder, Associate Director of Bands and Drill Designer, along with Dr. Ed Powell, Assistant Director. Drum Major for the 2004 season is Kenon Brown and Head Majorette is Jaime Ugarkovich.

The band program is divided into several different units. The most famous of these units is the marching band, The full "Pride of the Southland Band," appears at all home football games and most out-of-town games before more than 850,000 spectators plus millions more on television.

The "Pride of the Southland" has represented the state of Tennessee at the Eisenhower, Johnson, Nixon, Carter, Reagan, Bush, Clinton and Bush Presidential Inaugurations and has appeared at the SEC Championship game, Rose Bowl, Astro Bluebonnet Bowl, Citrus Bowl, Gator Bowl, Hall of Fame Bowl, Liberty Bowl, Peach Bowl, Fiesta Bowl, Cotton Bowl, Orange Bowl and the Sugar Bowl.

When the UT Marching Band takes the field, the crowd reaction truly indicates that it is not only the Pride of all Tennesseans, but the "Pride of the Southland."

## Alma Mater

The alma mater was selected as a result of a 1928 contest sponsored by Prof. L.S. Mayer of the UT men's glee club. All students, faculty members and alumni or members of their families throughout the state were eligible to compete for the \$50 prize. The song, both music and words, had to be original and of high standard. The winner was Mrs. John Meek of Chattanooga, formerly Mary Fleming of Knoxville. The decision was announced at the Alumni banquet at the Farragut Hotel Oct. 26, 1928.

# Bowl History

## Tennessee Bowl History Paved With Opportunities, Big Plays and National Championship Scenarios

When bowl matchmakers begin the mental calculations leading toward their annual holiday events, Tennessee is one of a select group of universities that always receives thoughtful consideration.

Under Phillip Fulmer, the Vols consistently provide an exciting bowl-game spectacle with high-powered offense and grudging defense. But that's just one of many reasons Tennessee is a bowl promoter's dream.

UT's other irresistible lure is its legions of fans, a collection of devoted supporters who bathe a neutral bowl site in a sea of orange worthy of a game at Neyland Stadium. The Vol faithful are good travelers who arrive at the game site early and make themselves seen and heard until they leave town.

Tennessee has appeared in 44 bowl games, of which a couple stand out as particularly memorable because of the bearing they had on producing two of the school's national championships.



In the early years of wire service polls, the national champion was selected at the end of the regular season. Bowl results were not part of the evaluation process. But Tennessee's Cotton Bowl victory over Texas after the 1950 season was invaluable in paving the way for the crown UT claimed in 1951.

The 20-14 upset of the Longhorns in Dallas on New Year's Day made the Vols the team to beat going into the next season. When the curtain fell on the 1951 campaign, Tennessee had ridden the momentum of its Cotton Bowl triumph to the national title as awarded by both wire service polls.

Forty-seven years later, a bowl game was crucial to another UT national championship claim. In the first officially sanctioned Bowl Championship Series title game, the Vols met Florida State in a matchup of the two top-ranked teams at the close of the season.

Led by the passing of quarterback Tee Martin, the Vols capped an undefeated season by turning back the Seminoles, 23-16, before a capacity crowd at the Tostitos Fiesta Bowl in Tempe, Ariz. National championship pandemonium reigned throughout the night at any place Vol fans were gathered.

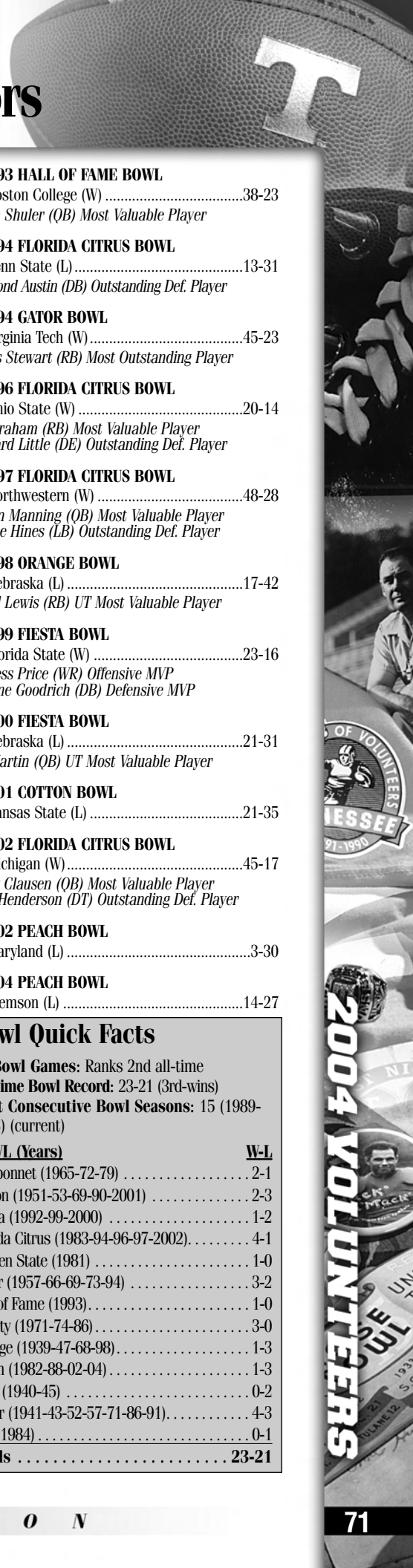
The significance of bowl games is in the eye of the individual, however, so you can pick among almost two dozen UT victories for your favorites. Certainly some of the other leaders would include: 1939 Orange Bowl (Vols 17, Oklahoma 0), 1965 Bluebonnet Bowl (Vols 27, Tulsa 6), 1971 Liberty Bowl (Vols 14, Arkansas 13), 1986 Sugar Bowl (Vols 35, Miami 7), 1990 Cotton Bowl (Vols 31, Arkansas 27), 1996 Citrus Bowl (Vols 20, Ohio State 14) and 2002 Citrus Bowl (Vols 45, Michigan 17).




Peerless Price's 79-yard touchdown reception put the finishing touches on the Vols' 23-16 win over Florida State in the Tostitos Fiesta Bowl and capped a 13-0 season for the 1998 national championship.

Hank Lauricella's 75-yard run against Texas in the January 1951 Cotton Bowl gave the Vols the momentum they needed for a successful national championship run the following season.

# Bowl Results/Honors



▶ <b>1939 ORANGE BOWL</b> vs. Oklahoma (W) .....	17-0
▶ <b>1940 ROSE BOWL</b> vs. Southern California (L) .....	0-14
▶ <b>1941 SUGAR BOWL</b> vs. Boston College (L) .....	13-19
▶ <b>1943 SUGAR BOWL</b> vs. Tulsa (W) .....	14-7
▶ <b>1945 ROSE BOWL</b> vs. Southern California (L) .....	0-25
▶ <b>1947 ORANGE BOWL</b> vs. Rice (L) .....	0-8
▶ <b>1951 COTTON BOWL</b> vs. Texas (W) .....	20-14
<i>Andy Kozar (RB) Outstanding Back Bud Sherrod (End) Outstanding Lineman</i>	
▶ <b>1952 SUGAR BOWL</b> vs. Maryland (L) .....	13-28
▶ <b>1953 COTTON BOWL</b> vs. Texas (L) .....	0-16
▶ <b>1957 SUGAR BOWL</b> vs. Baylor (L) .....	7-13
▶ <b>1957 GATOR BOWL</b> vs. Texas A&M (W) .....	3-0
<i>Bobby Gordon (RB) Most Outstanding Player</i>	
▶ <b>1965 BLUEBONNET BOWL</b> vs. Tulsa (W) .....	27-6
<i>Dewey Warren (QB) Offensive MVP Frank Emanuel (LB) Defensive MVP</i>	
▶ <b>1966 GATOR BOWL</b> vs. Syracuse (W) .....	18-12
<i>Dewey Warren (QB) Most Outstanding Player</i>	
▶ <b>1968 ORANGE BOWL</b> vs. Oklahoma (L) .....	24-26
▶ <b>1969 COTTON BOWL</b> vs. Texas (L) .....	13-36
▶ <b>1969 GATOR BOWL</b> vs. Florida (L) .....	13-14
<i>Curt Watson (RB) Most Outstanding Player</i>	
▶ <b>1971 SUGAR BOWL</b> vs. Air Force (W) .....	34-13
<i>Bobby Scott (QB) Most Outstanding Player</i>	
▶ <b>1971 LIBERTY BOWL</b> vs. Arkansas (W) .....	14-13
▶ <b>1972 BLUEBONNET BOWL</b> vs. Louisiana State (W) .....	24-17
<i>Condredge Holloway (QB) Offensive MVP Carl Johnson (DE) Defensive MVP</i>	
▶ <b>1973 GATOR BOWL</b> vs. Texas Tech (L) .....	19-28
<i>Haskel Stanback (RB) Most Outstanding Player</i>	
▶ <b>1974 LIBERTY BOWL</b> vs. Maryland (W) .....	7-3
<i>Mike Gayles (RB) Outstanding Off. Player</i>	



**Casey Clausen was named the Most Valuable Player in the Vols' 2002 Florida Citrus Bowl win over Michigan.**

▶ <b>1979 BLUEBONNET BOWL</b> vs. Purdue (L) .....	22-27
<i>Roland James (DB) Defensive MVP</i>	
▶ <b>1981 GARDEN STATE BOWL</b> vs. Wisconsin (W) .....	28-21
<i>Steve Alatorre (QB) Most Valuable Player</i>	
▶ <b>1982 PEACH BOWL</b> vs. Iowa (L) .....	22-28
<i>Alan Cockrell (QB) Most Valuable Player</i>	
▶ <b>1983 FLORIDA CITRUS BOWL</b> vs. Maryland (W) .....	30-23
<i>Johnnie Jones (RB) Most Valuable Player Alvin Toles (LB) Outstanding Def. Player</i>	
▶ <b>1984 SUN BOWL</b> vs. Maryland (L) .....	27-28
<i>Carl Zander (LB) MVP (Lineman)</i>	
▶ <b>1986 SUGAR BOWL</b> vs. Miami (Fla.) (W) .....	35-7
<i>Daryl Dickey (QB) Most Outstanding Player</i>	
▶ <b>1986 LIBERTY BOWL</b> vs. Minnesota (W) .....	21-14
<i>Jeff Francis (QB) Most Valuable Player Joey Clinkscales (WR) Outstanding Off. Player Dale Jones (LB) Outstanding Def. Player</i>	
▶ <b>1988 PEACH BOWL</b> vs. Indiana (W) .....	27-22
<i>Reggie Cobb (RB) Most Valuable Player</i>	
▶ <b>1990 COTTON BOWL</b> vs. Arkansas (W) .....	31-27
<i>Chuck Webb (RB) Outstanding Off. Player Carl Pickens (DB) Outstanding Def. Player</i>	
▶ <b>1991 SUGAR BOWL</b> vs. Virginia (W) .....	23-22
<i>Andy Kelly (QB) Most Outstanding Player</i>	
▶ <b>1992 FIESTA BOWL</b> vs. Penn State (L) .....	17-42

▶ <b>1993 HALL OF FAME BOWL</b> vs. Boston College (W) .....	38-23
<i>Heath Shuler (QB) Most Valuable Player</i>	
▶ <b>1994 FLORIDA CITRUS BOWL</b> vs. Penn State (L) .....	13-31
<i>Raymond Austin (DB) Outstanding Def. Player</i>	
▶ <b>1994 GATOR BOWL</b> vs. Virginia Tech (W) .....	45-23
<i>James Stewart (RB) Most Outstanding Player</i>	
▶ <b>1996 FLORIDA CITRUS BOWL</b> vs. Ohio State (W) .....	20-14
<i>Jay Graham (RB) Most Valuable Player Leonard Little (DE) Outstanding Def. Player</i>	
▶ <b>1997 FLORIDA CITRUS BOWL</b> vs. Northwestern (W) .....	48-28
<i>Peyton Manning (QB) Most Valuable Player Tyrone Hines (LB) Outstanding Def. Player</i>	
▶ <b>1998 ORANGE BOWL</b> vs. Nebraska (L) .....	17-42
<i>Jamal Lewis (RB) UT Most Valuable Player</i>	
▶ <b>1999 FIESTA BOWL</b> vs. Florida State (W) .....	23-16
<i>Peerless Price (WR) Offensive MVP Dwayne Goodrich (DB) Defensive MVP</i>	
▶ <b>2000 FIESTA BOWL</b> vs. Nebraska (L) .....	21-31
<i>Tee Martin (QB) UT Most Valuable Player</i>	
▶ <b>2001 COTTON BOWL</b> vs. Kansas State (L) .....	21-35
▶ <b>2002 FLORIDA CITRUS BOWL</b> vs. Michigan (W) .....	45-17
<i>Casey Clausen (QB) Most Valuable Player John Henderson (DT) Outstanding Def. Player</i>	
▶ <b>2002 PEACH BOWL</b> vs. Maryland (L) .....	3-30
▶ <b>2004 PEACH BOWL</b> vs. Clemson (L) .....	14-27

## Bowl Quick Facts

**44 Bowl Games:** Ranks 2nd all-time  
**All-Time Bowl Record:** 23-21 (3rd-wins)  
**Most Consecutive Bowl Seasons:** 15 (1989-2003) (current)

<u>BOWL (Years)</u>	<u>W-L</u>
Bluebonnet (1965-72-79) .....	2-1
Cotton (1951-53-69-90-2001) .....	2-3
Fiesta (1992-99-2000) .....	1-2
Florida Citrus (1983-94-96-97-2002) .....	4-1
Garden State (1981) .....	1-0
Gator (1957-66-69-73-94) .....	3-2
Hall of Fame (1993) .....	1-0
Liberty (1971-74-86) .....	3-0
Orange (1939-47-68-98) .....	1-3
Peach (1982-88-02-04) .....	1-3
Rose (1940-45) .....	0-2
Sugar (1941-43-52-57-71-86-91) .....	4-3
Sun (1984) .....	0-1
<b>Totals</b> .....	<b>23-21</b>

# Bowl Records

## Tennessee Individual Records

### RUSHING

Attempts — 32, Bobby Gordon vs. Texas A&M, 1957 Gator Bowl  
Yards — 250, Chuck Webb vs. Arkansas, 1990 Cotton Bowl  
Yards Per Attempt (Min. 10 att.) — 10.6, Travis Henry vs. Kansas State, 2001 Cotton Bowl (17 for 180 yards)  
Touchdowns — 3, James Stewart vs. Virginia Tech, 1994 Gator Bowl  
Longest Gain — 81, Travis Henry vs. Kansas State, 2001 Cotton Bowl (touchdown)

### PASSING

Attempts — 55, Casey Clausen vs. Clemson, 2004 Peach Bowl  
Completions — 31, Casey Clausen vs. Clemson, 2004 Peach Bowl  
Interceptions — 3, Hank Lauricella vs. Maryland, 1952 Sugar Bowl; Bobby Scott vs. Texas, 1969 Cotton Bowl; Jim Maxwell vs. Arkansas, 1971 Liberty Bowl; Jimmy Streater vs. Purdue, 1979 Bluebonnet Bowl; Casey Clausen vs. Kansas State, 2001 Cotton Bowl  
Completion Percentage (Min. 10 att.) — 78.3, Heath Shuler vs. Boston College, 1993 Hall of Fame Bowl (18 of 23)  
Yards — 408, Peyton Manning vs. Northwestern, 1997 Florida Citrus Bowl  
Yards Per Attempt (Min. 10 att.) — 15.4, Tee Martin vs. Florida State, 1999 Fiesta Bowl (18 for 278 yards)  
Touchdown Passes — 4, Peyton Manning vs. Northwestern, 1997 Florida Citrus Bowl  
Longest Gain — 84, Andy Kelly to Anthony Morgan vs. Arkansas, 1990 Cotton Bowl (touchdown)

### TOTAL OFFENSE

Plays (Rushing and Passing) — 67, Casey Clausen vs. Clemson, 2004 Peach Bowl  
Yards (Rushing and Passing) — 416, Peyton Manning vs. Northwestern, 1997 Florida Citrus Bowl  
Yards Per Play (Rushing and Passing) (Min. 20 att.) — 10.6, Tee Martin vs. Florida State, 1999 Fiesta Bowl (28 for 297 yards)  
Touchdowns Responsible for — 5, Casey Clausen vs. Michigan, 2002 Florida Citrus Bowl (3 passing, 2 rushing)

### RECEIVING

Receptions — 11, Anthony Hancock vs. Wisconsin, 1981 Garden State Bowl  
Yards — 199, Peerless Price vs. Florida State, 1999 Fiesta Bowl  
Yards Per Reception (Min. 3 rec.) — 49.8, Peerless Price vs. Florida State, 1999 Fiesta Bowl (4 for 199 yards)  
Touchdowns — 2, Joey Clinkscales vs. Minnesota, 1986 Liberty Bowl; Cory Fleming vs. Boston College, 1993 Hall of Fame Bowl; Joey Kent vs. Northwestern, 1997 Florida Citrus Bowl; Donte' Stallworth vs. Nebraska, 2000 Fiesta Bowl; Kelley Washington vs. Michigan, 2002 Florida Citrus Bowl  
Longest Gain — 84, Anthony Morgan from Andy Kelly vs. Arkansas, 1990 Cotton Bowl (touchdown)

### PUNTING

Punts — 9, Buster Stephens vs. Southern California, 1945 Rose Bowl  
Average (Min. 3 punts) — 52.3, Chris Hogue vs. Nebraska, 1998 Orange Bowl (6 for 314 yards)  
Longest Punt — 78, Chris Hogue vs. Nebraska, 1998 Orange Bowl

### PUNT RETURNS

Returns — 6, Dale Carter vs. Penn State, 1992 Fiesta Bowl  
Yards — 89, Shawn Summers vs. Virginia Tech, 1994 Gator Bowl  
Average (Min. 3 ret.) — 29.6, Shawn Summers vs. Virginia Tech, 1994 Gator Bowl (3 for 89 yards)  
Longest Return — 62, Eddie Brown vs. Texas Tech, 1973 Gator Bowl  
(Note: Deke Brackett returned a punt 75 yards for a touchdown vs. New York University in 1931 New York Charity Game, not a recognized NCAA bowl game)

### KICKOFF RETURNS

Returns — 7, Dale Carter vs. Penn State, 1992 Fiesta Bowl  
Yards — 132, Dale Carter vs. Penn State, 1992 Fiesta Bowl  
Average (Min. 2 ret.) — 57.5, Pete Panuska vs. Maryland, 1984 Sun Bowl (2 for 115 yards)  
Longest Return — 100, Pete Panuska vs. Maryland, 1984 Sun Bowl (touchdown)

### INTERCEPTIONS

Interceptions — 2, Glenn Gray vs. Tulsa, 1965 Bluebonnet Bowl; Bill Young vs. Syracuse, 1966 Gator Bowl; Conrad Graham vs. Air Force, 1971 Sugar Bowl; Lee Jenkins vs. Wisconsin, 1981 Garden State Bowl; Dale Carter vs. Virginia, 1991 Sugar Bowl  
Yards — 78, Jabari Greer vs. Kansas State, 2001 Cotton Bowl  
Longest Return — 78, Jabari Greer vs. Kansas State, 2001 Cotton Bowl (touchdown)

### ALL-PURPOSE

Plays (Rushing, Receiving, All Returns) — 35, Bobby Gordon vs. Texas A&M, 1957 Gator Bowl  
Yards — 250, Chuck Webb vs. Arkansas, 1990 Cotton Bowl  
Yards Per Play (Min. 10 plays) — 14.6, Donte' Stallworth vs. Michigan, 2002 Florida Citrus Bowl (13 for 190 yards)

### SCORING

Points — 18, James Stewart vs. Virginia Tech, 1994 Gator Bowl  
Points by Kicking — 12, Jeff Hall vs. Northwestern, 1997 Florida Citrus Bowl  
Points Responsible for — 30, Casey Clausen vs. Michigan, 2002 Florida Citrus Bowl (18 passing, 12 rushing)  
Touchdowns — 3, James Stewart vs. Virginia Tech, 1994 Gator Bowl  
Point-After-Touchdowns Attempted — 6, John Becksvoort vs. Virginia Tech, 1994 Gator Bowl; Jeff Hall vs. Northwestern, 1997 Florida Citrus Bowl; Alex Walls vs. Michigan, 2002 Florida Citrus Bowl  
Point-After-Touchdowns Made — 6, John Becksvoort vs. Virginia Tech, 1994 Gator Bowl; Jeff Hall vs. Northwestern, 1997 Florida Citrus Bowl; Alex Walls vs. Michigan, 2002 Florida Citrus Bowl  
Field Goals Attempted — 5, George Hunt vs. Air Force, 1971 Sugar Bowl  
Field Goals Made — 2, Gary Wright vs. Syracuse, 1966 Gator Bowl; George Hunt vs. Florida, 1969 Gator Bowl, and vs. Air Force, 1971 Sugar Bowl; Ricky Townsend vs. Texas Tech, 1973 Gator Bowl; Fuad Reveiz vs. Wisconsin, 1981 Garden State Bowl, and vs. Maryland, 1984 Sun Bowl; John Becksvoort vs. Penn State, 1994 Florida Citrus Bowl; Jeff Hall vs. Ohio State, 1996 Florida Citrus Bowl, and vs. Northwestern, 1997 Florida Citrus Bowl  
Longest Made Field Goal — 52, Fuad Reveiz vs. Maryland, 1984 Sun Bowl

### TACKLES

Tackles — 20, Carl Zander vs. Maryland, 1984 Sun Bowl  
Tackles for Loss — 4, Reggie McKenzie vs. Maryland, 1984 Sun Bowl; Corey Terry vs. Northwestern, 1997 Florida Citrus Bowl  
Sacks — 4.5, Reggie McKenzie vs. Maryland, 1984 Sun Bowl  
Passes Broken Up — 4, Conrad Graham vs. LSU, 1972 Bluebonnet Bowl; Andre Creamer vs. Miami (Fla.), 1986 Sugar Bowl; Dale Carter vs. Virginia, 1991 Sugar Bowl; Darryl Hardy vs. Virginia, 1991 Sugar Bowl



Chuck Webb gained 250 yards and scored two touchdowns in the 1990 Cotton Bowl to set the single-game rushing mark.

## ► Tennessee Team Records

### RUSHING

Attempts — 55 vs. Texas, 1951 Cotton Bowl  
Fewest Attempts — 21 vs. Nebraska, 1998 Orange Bowl  
Yards — 320 vs. Arkansas, 1990 Cotton Bowl  
Fewest Yards — Minus 14 vs. Texas, 1953 Cotton Bowl  
Yards Per Attempt — 8.4 vs. Arkansas, 1990 Cotton Bowl (38 for 320 yards)  
Fewest Yards Per Attempt — Minus 0.5 vs. Texas, 1953 Cotton Bowl (29 for minus 14 yards)

### PASSING

Attempts — 56, Tennessee vs. Clemson, 2004 Peach Bowl  
Fewest Attempts — 6 vs. Texas, 1953 Sugar Bowl; Texas A&M, 1957 Gator Bowl  
Completions — 31, Tennessee vs. Clemson, 2004 Peach Bowl  
Fewest Completions — 1 vs. Baylor, 1957 Sugar Bowl  
Interceptions — 4 vs. Rice, 1947 Orange Bowl; Maryland, 1952 Sugar Bowl; Baylor, 1957 Sugar Bowl  
Completion Percentage — 77.8 vs. Indiana, 1988 Peach Bowl (21 of 27)  
Lowest Completion Percentage — 10.0 vs. Baylor, 1957 Sugar Bowl, (1 of 10)  
Yards — 408 vs. Northwestern, 1997 Florida Citrus Bowl  
Fewest Yards — 16 vs. Baylor, 1957 Sugar Bowl  
Yards Per Attempt — 14.6 vs. Florida State, 1999 Fiesta Bowl (19 for 278 yards)  
Fewest Yards Per Attempt — 1.2 vs. Southern California, 1945 Rose Bowl (14 for 17 yards)  
Touchdown Passes — 4 vs. Northwestern, 1997 Florida Citrus Bowl

### TOTAL OFFENSE

Plays (Rushing and Passing) — 88 vs. Air Force, 1971 Sugar Bowl; Penn State, 1992 Fiesta Bowl  
Fewest Plays (Rushing and Passing) — 35 vs. Texas, 1953 Cotton Bowl  
Yards (Rushing and Passing) — 523 vs. Northwestern, 1997 Florida Citrus Bowl  
Fewest Yards (Rushing and Passing) — 32 vs. Texas, 1953 Cotton Bowl  
Yards Per Play (Rushing and Passing) — 7.7 vs. Arkansas, 1990 Cotton Bowl (61 for 470 yards)  
Fewest Yards Per Play (Rushing and Passing) — 0.9 vs. Texas, 1953 Cotton Bowl (35 for 32 yards)

### PUNTING

Punts — 15 vs. Rice, 1947 Orange Bowl  
Fewest Punts — 1 vs. Maryland, 1983 Florida Citrus Bowl  
Average — 52.3 vs. Nebraska, 1998 Orange Bowl (6 for 314 yards)  
Lowest Average — 15.0 vs. Florida, 1969 Gator Bowl (2 for 30 yards)

### PUNT RETURNS

Returns — 6 vs. Oklahoma, 1939 Orange Bowl; Air Force, 1971 Sugar Bowl; Penn State, 1992 Fiesta Bowl  
Yards — 89 vs. Virginia Tech, 1994 Gator Bowl  
Average (Min. 3 ret.) — 29.6 vs. Virginia Tech, 1994 Gator Bowl (3 for 89 yards)

### KICKOFF RETURNS

Returns — 7 vs. Penn State, 1992 Fiesta Bowl  
Yards — 170 vs. Maryland, 1984 Sun Bowl  
Average (Min. 3 ret.) — 42.5 vs. Maryland, 1984 Sun Bowl (4 for 170 yards)

### INTERCEPTIONS

Interceptions — 4 vs. Tulsa, 1965 Bluebonnet Bowl; Air Force, 1971 Sugar Bowl; Miami (Florida), 1986 Sugar Bowl; Northwestern, 1997 Florida Citrus Bowl  
Yards — 104 vs. Arkansas, 1971 Liberty Bowl

### TURNOVERS

Turnovers Lost — 6 vs. Maryland, 1952 Sugar Bowl (2 fumbles, 4 interceptions)

### FUMBLES

Fumbles — 7 vs. Air Force, 1971 Sugar Bowl  
Fumbles Lost — 3 vs. Texas, 1953 Cotton Bowl; Air Force, 1971 Sugar Bowl; Penn State, 1992 Fiesta Bowl

### PENALTIES

Penalties — 16 vs. Oklahoma, 1939 Orange Bowl  
Fewest Penalties — 1 vs. Texas Tech, 1973 Gator Bowl; Maryland, 1983 Florida Citrus Bowl  
Penalty Yards — 130 vs. Oklahoma, 1939 Orange Bowl  
Fewest Penalty Yards — 3 vs. Texas Tech, 1973 Gator Bowl

### FIRST DOWNS

First Downs — 29 vs. Northwestern, 1997 Florida Citrus Bowl  
Fewest First Downs — 5 vs. Rice, 1947 Orange Bowl  
First Downs, Rushing — 15 vs. Texas, 1951 Cotton Bowl; Indiana, 1988 Peach Bowl  
First Downs, Passing — 23 vs. Northwestern, 1997 Florida Citrus Bowl  
First Downs, Penalty — 4 vs. Florida State, 1999 Fiesta Bowl

### SCORING

Points — 48 vs. Northwestern, 1997 Florida Citrus Bowl  
Fewest Points — 0 vs. Southern California, 1940 Rose Bowl; Southern California, 1945 Rose Bowl; Rice, 1947 Orange Bowl; Texas, 1953 Cotton Bowl  
Points, Quarter — 24 vs. Air Force, 1971 Sugar Bowl (first)  
Points, Half — 35 vs. Virginia Tech, 1994 Gator Bowl (first)  
Touchdowns — 6 vs. Virginia Tech, 1994 Gator Bowl; Northwestern, 1997 Florida Citrus Bowl; Michigan, 2002 Florida Citrus Bowl  
Field Goals Attempted — 5 vs. Air Force, 1971 Sugar Bowl  
Field Goals Made — 2 vs. Syracuse, 1966 Gator Bowl; Florida, 1969 Gator Bowl; Air Force, 1971 Sugar Bowl; Texas Tech, 1973 Gator Bowl; Wisconsin, 1981 Garden State Bowl; Maryland, 1984 Sun Bowl; Penn State, 1994 Florida Citrus Bowl; Ohio State, 1996 Florida Citrus Bowl; Northwestern, 1997 Florida Citrus Bowl  
Margin of Victory — 28 vs. Miami (Florida), 1996 Sugar Bowl (35-7); Michigan, 2002 Florida Citrus Bowl (45-17)  
Margin of Defeat — 27 vs. Maryland, 2002 Peach Bowl (30-3)  
Largest Margin Overcome to Win — 16 vs. Virginia, 1991 Sugar Bowl (trailed 16-0, won 23-22)  
Largest Lead Relinquished in Loss — 21 vs. Maryland, 1984 Sun Bowl (led 21-0, lost 28-27)

## ► Opponent Individual Records

### RUSHING

Attempts — 29, Floyd Little, Syracuse, 1966 Gator Bowl; Ahman Green, Nebraska, 1998 Orange Bowl  
Yards — 216, Floyd Little, Syracuse, 1966 Gator Bowl  
Yards Per Attempt (Min. 10 att.) — 10.3, Don Burnside, 1945 Southern California, Rose Bowl (12 for 123 yards)  
Touchdowns — 3, Scott Frost, Nebraska, 1998 Orange Bowl  
Longest Gain — 70, James Mosley, Texas Tech, 1973 Gator Bowl  
Two Rushers, Same Team, Each Gaining 100 Yards — Floyd Little (216) & Larry Csonka (114), Syracuse, 1966 Gator Bowl; James Rouse (134) & Barry Foster (103), Arkansas, 1990 Cotton Bowl

### PASSING

Attempts — 47, Bill Anderson, Tulsa, 1965 Bluebonnet Bowl  
Completions — 25, Steve Schnur, Northwestern, 1997 Florida Citrus Bowl  
Consecutive Completions — 9, Glenn Dobbs, Tulsa, 1943 Sugar Bowl  
Interceptions — 4, Bill Anderson, Tulsa, 1965 Bluebonnet Bowl; Bob Parker, Air Force, 1971 Sugar Bowl  
Completion Percentage (Min. 10 att.) — 75.0, Scott Frost, Nebraska, 1998 Orange Bowl (9 of 12)  
Yards — 304, Chuck Long, Iowa, 1982 Peach Bowl  
Yards Per Attempt (Min. 10 att.) — 15.4, James Street, Texas, 1969 Cotton Bowl (13 for 200 yards)  
Touchdown Passes — 4, Tony Sacca, Penn State, 1992 Fiesta Bowl  
Longest Gain — 79, James Street to Cotton Speyrer, Texas, 1969 Cotton Bowl, (touchdown); Joe Barnes to Lawrence Williams, Texas Tech, 1973 Gator Bowl (touchdown)

### TOTAL OFFENSE

Plays (Rushing and Passing) — 52, Bill Anderson, Tulsa, 1965 Bluebonnet Bowl; Bob Parker, Air Force, 1971 Sugar Bowl; Glenn Foley, Boston College, 1993 Hall of Fame Bowl; Steve Schnur, Northwestern, 1997 Florida Citrus Bowl  
Yards (Rushing and Passing) — 308, Jon Beasley, Kansas State, 2001 Cotton Bowl  
Yards Per Play (Rushing and Passing) (Min. 20 att.) — 9.5, James Street, Texas, 1969 Cotton Bowl (25 for 238 yards)  
Longest Gain — 79, Cotton Speyrer from James Street, Texas, 1969 Cotton Bowl (touchdown); Lawrence Williams from Joe Barnes, Texas Tech, 1973 Gator Bowl

### RECEIVING

Receptions — 10, Paul Bassa, Air Force, 1971 Sugar Bowl; D'Wayne Bates and Brian Musso, Northwestern, 1997 Florida Citrus Bowl  
Yards — 168, Dave Moritz, Iowa, 1982 Peach Bowl  
Yards Per Reception (Min. 3 rec.) — 32.2, Cotton Speyrer, 1969 Cotton Bowl (5 for 161 yards)  
Touchdowns — 2, Cotton Speyrer, 1969 Cotton Bowl; Dave Young, Purdue, 1979 Bluebonnet Bowl; Ronnie Harmon, Iowa, 1982 Peach Bowl; Pete Mitchell, Boston

# Bowl Records

College, 1993 Hall of Fame Bowl; Quincy Morgan, Kansas State, 2001 Cotton Bowl  
Longest Gain — 79, Cotton Speyzer from James Street, Texas, 1969 Cotton Bowl (touchdown); Lawrence Williams from Joe Barnes, Texas Tech, 1973 Gator Bowl

## PUNTING

Punts — 13, Hugh McCullough, Oklahoma, 1939 Orange Bowl; Hugh Keeney, Rice, 1947 Orange Bowl  
Average (Min. 3 punts) — 50.3, Brooks Bernard, Maryland, 2002 Peach Bowl (3 for 151 yards)  
Longest Punt — 78, Glenn Dobbs, Tulsa, 1943 Sugar Bowl

## PUNT RETURNS

Returns — 6, Dimitrios Stanley, Ohio State, 1996 Florida Citrus Bowl  
Yards — 95, Steve Suter, Maryland, 2002 Peach Bowl  
Average (Min. 3 ret.) — 23.8, Steve Suter, Maryland, 2002 Peach Bowl (4 for 95 yards)  
Longest Return — 63, Bob Smith, Maryland, 1974 Liberty Bowl

## KICKOFF RETURNS

Returns — 8, Todd Howard, Michigan, 2002 Florida Citrus Bowl  
Yards — 181, Tommy Neal, Maryland, 1983 Florida Citrus Bowl  
Average (Min. 2 ret.) — 36.2, Tommy Neal, Maryland, 1983 Florida Citrus Bowl (5 for 181 yards)  
Longest Return — 80, Tommy Neal, Maryland, 1983 Florida Citrus Bowl

## INTERCEPTIONS

Interceptions — 3, Louis Campbell, Arkansas, 1971 Liberty Bowl  
Yards — 54, Curome Cox, Maryland, 2002 Peach Bowl  
Longest Return — 54, Curome Cox, Maryland, 2002 Peach Bowl (touchdown)

## ALL-PURPOSE

Plays (Rushing, Receiving, All Returns) — 36, Floyd Little, Syracuse, 1966 Gator Bowl  
Yards — 276, Floyd Little, Syracuse, 1966 Gator Bowl  
Yards Per Play (Min. 10 plays) — 22.4, Ernie Jones, Indiana, 1988 Peach Bowl (11 for 246 yards)

## SCORING

Points — 18, Scott Frost, Nebraska, 1998 Orange Bowl  
Points by Kicking — 15, Jess Atkinson, Maryland, 1983 Florida Citrus Bowl  
Touchdowns — 3, Scott Frost, Nebraska, 1998 Orange Bowl  
Point-After-Touchdowns Attempted — 6, Craig Fayak, Penn State, 1992 Fiesta Bowl; Kris Brown, Nebraska, 1998 Orange Bowl  
Point-After-Touchdowns Made — 6, Craig Fayak, Penn State, 1992 Fiesta Bowl; Kris Brown, Nebraska, 1998 Orange Bowl  
Field Goals Attempted — 6, Jess Atkinson, Maryland, 1983 Florida Citrus Bowl  
Field Goals Made — 5, Jess Atkinson, Maryland, 1983 Florida Citrus Bowl  
Longest Made Field Goal — 52, Pete Stoyanovich, Indiana, 1988 Peach Bowl

## TACKLES

Tackles — 17, Eric Wilson, Maryland, 1983 Florida Citrus Bowl  
Tackles for Loss — 4, Matt Finkes, Ohio State, 1996 Florida Citrus Bowl; E.J. Henderson, Maryland, 2002 Peach Bowl  
Sacks — 2, Aaron Wills, Nebraska, 2000 Fiesta Bowl; Chris Johnson, Kansas State, 2001 Cotton Bowl; E.J. Henderson, Maryland, 2002 Peach Bowl  
Passes Broken Up — 4, Tom Campbell, Texas, 1969 Cotton Bowl; Matt VandenBoom, Wisconsin, 1981 Garden State

## ► Opponent Team Records

### RUSHING

Attempts — 78, Texas, 1953 Cotton Bowl  
Fewest Attempts — 16, Oklahoma, 1939 Orange Bowl  
Yards — 409, Nebraska, 1998 Orange Bowl  
Fewest Yards — Minus 39, Tulsa, 1943 Sugar Bowl  
Yards Per Attempt — 6.1, Syracuse, 1966 Gator Bowl (57 for 348 yards)  
Fewest Yards Per Attempt — Minus 0.5, Air Force, 1971 Sugar Bowl (24 for minus 12 yards)

### PASSING

Attempts — 51, Northwestern, 1997 Florida Citrus Bowl  
Fewest Attempts — 4, Rice, 1947 Orange Bowl  
Completions — 27, Northwestern, 1997 Florida Citrus Bowl  
Fewest Completions — 0, Rice, 1947 Orange Bowl  
Interceptions — 4, Tulsa, 1965 Bluebonnet Bowl; Air Force, 1971 Sugar Bowl; Miami (Florida), 1986 Sugar Bowl; Northwestern, 1997 Florida Citrus Bowl  
Completion Percentage — 75.0, Nebraska, 1998 Orange Bowl (9 of 12)  
Lowest Completion Percentage — 0.0, Rice, 1947 Orange Bowl (0 of 4)  
Yards — 343, Michigan, 2002 Florida Citrus Bowl  
Fewest Yards — 0, Rice, 1947 Orange Bowl  
Yards Per Attempt — 16.7, Texas, 1969 Cotton Bowl (14 for 234 yards)

Fewest Yards Per Attempt — 0.0, Rice, 1947 Orange Bowl (4 for 0 yards)  
Touchdown Passes — 4, Penn State, 1992 Fiesta Bowl

## TOTAL OFFENSE

Plays (Rushing and Passing) — 94, Arkansas, 1990 Cotton Bowl  
Fewest Plays (Rushing and Passing) — 43, Oklahoma, 1939 Orange Bowl  
Yards (Rushing and Passing) — 568, Arkansas, 1990 Cotton Bowl  
Fewest Yards (Rushing and Passing) — 94, Oklahoma, 1939 Orange Bowl  
Yards Per Play (Rushing and Passing) — 6.9, Texas, 1969 Cotton Bowl (74 for 513 yards)  
Fewest Yards Per Play (Rushing and Passing) — 2.2, Oklahoma, 1939 Orange Bowl (43 for 94 yards)

## PUNTING

Punts — 14, Tulsa, 1943 Sugar Bowl  
Fewest Punts — 0, Maryland, 1983 Florida Citrus Bowl  
Average — 50.3, Maryland, 2002 Peach Bowl (3 for 151 yards)  
Lowest Average — 29.3, Texas, 1951 Cotton Bowl (7 for 205 yards)

## PUNT RETURNS

Returns — 7, Oklahoma, 1939 Orange Bowl; Southern California, 1940 Rose Bowl  
Yards — 95, Maryland, 2002 Peach Bowl  
Average (Min. 3 ret.) — 23.8, Maryland, 2002 Peach Bowl (4 for 95 yards)

## KICKOFF RETURNS

Returns — 8, Michigan, 2002 Florida Citrus Bowl  
Yards — 181, Maryland, 1983 Florida Citrus Bowl  
Average (Min. 3 ret.) — 36.2, Maryland, 1983 Florida Citrus Bowl (5 for 181 yards)

## INTERCEPTIONS

Interceptions — 4, Rice, 1947 Orange Bowl; Maryland, 1952 Sugar Bowl; Baylor, 1957 Sugar Bowl  
Yards — 70, Maryland, 1952 Sugar Bowl

## TURNOVERS

Turnovers Lost — 8, Air Force, 1971 Sugar Bowl (4 fumbles, 4 interceptions)

## FUMBLES

Fumbles — 7, Maryland, 1952 Sugar Bowl; Air Force, 1971 Sugar Bowl  
Fumbles Lost — 4, Air Force, 1971 Sugar Bowl

## PENALTIES

Penalties — 15, Miami (Florida), 1986 Sugar Bowl  
Fewest Penalties — 0, Air Force, 1971 Sugar Bowl  
Penalty Yards — 120, Maryland, 1952 Sugar Bowl; Miami (Florida), 1986 Sugar Bowl  
Fewest Penalty Yards — 0, Air Force, 1971 Sugar Bowl

## FIRST DOWNS

First Downs — 31, Purdue, 1979 Bluebonnet Bowl; Arkansas, 1990 Cotton Bowl  
Fewest First Downs — 8, Texas A&M, 1957 Gator Bowl  
First Downs, Rushing — 22, Nebraska, 1998 Orange Bowl  
First Downs, Passing — 14, Iowa, 1982 Peach Bowl; Boston College, 1993 Hall of Fame Bowl  
First Downs, Penalty — 6, Clemson vs. Tennessee, 2004 Peach Bowl

## SCORING

Points — 42, Penn State, 1992 Fiesta Bowl; Nebraska, 1998 Orange Bowl  
Fewest Points — 0, Texas A&M, 1957 Gator Bowl  
Points, Quarter — 22, Maryland, 1984 Sun Bowl (third)  
Points, Half — 35, Penn State, 1992 Fiesta Bowl (second)  
Touchdowns — 6, Penn State, 1992 Fiesta Bowl; Nebraska, 1998 Orange Bowl  
Field Goals Attempted — 6, Maryland, 1983 Florida Citrus Bowl  
Field Goals Made — 5, Maryland, 1983 Florida Citrus Bowl

## ► Both Teams Records

### RUSHING

Attempts — 110, Tennessee (38) vs. Arkansas (72), 1990 Cotton Bowl  
Fewest Attempts — 60, Tennessee (32) vs. Northwestern (28), 1997 Florida Citrus Bowl; Tennessee (26) vs. Clemson (34), 2004 Peach Bowl  
Yards — 681, Tennessee (320) vs. Arkansas (361), 1990 Cotton Bowl  
Fewest Yards — 74, Tennessee (86) vs. Air Force (minus 12), 1971 Sugar Bowl

### PASSING

Attempts — 96, Tennessee (56) vs. Clemson (40), 2004 Peach Bowl  
Fewest Attempts — 14, Tennessee (6) vs. Texas (8), 1953 Cotton Bowl; Tennessee (6) vs. Texas A&M (8), 1957 Gator Bowl  
Completions — 54, Tennessee (27) vs. Northwestern (27), 1997 Florida Citrus Bowl  
Fewest Completions — 4, Tennessee (4) vs. Rice (0), 1947 Orange Bowl; Tennessee (1) vs. Baylor (3), 1957 Sugar Bowl

Interceptions — 6, Tennessee (4) vs. Rice (2), 1947 Orange Bowl; Tennessee (2) vs. Air Force (4), 1971 Sugar Bowl; Tennessee (3), Arkansas (3), 1971 Liberty Bowl  
 Yards — 650, Tennessee (408) vs. Northwestern (242), 1997 Florida Citrus Bowl  
 Fewest Yards — 32, Tennessee (32) vs. Rice (0), 1947 Orange Bowl  
 Touchdown Passes — 6, Tennessee (4) vs. Northwestern (2), 1997 Florida Citrus Bowl

**TOTAL OFFENSE**

Plays (Rushing and Passing) — 169, Tennessee (77) vs. Purdue (92), 1979 Bluebonnet Bowl  
 Fewest Plays (Rushing and Passing) — 107, Tennessee (64) vs. Oklahoma (43), 1939 Orange Bowl  
 Yards (Rushing and Passing) — 1,038, Tennessee (470) vs. Arkansas (568), 1990 Cotton Bowl  
 Fewest Yards (Rushing and Passing) — 333, Tennessee (32) vs. Texas (301), 1953 Cotton Bowl  
 Yards Per Play (Rushing and Passing) — 6.7, Tennessee vs. Arkansas, 1990 Cotton Bowl (155 for 1,038 yards)  
 Fewest Yards Per Play (Rushing and Passing) — 2.8, Tennessee vs. Texas, 1953 Cotton Bowl (121 for 333 yards)

**PUNTING**

Punts — 28, Tennessee (15) vs. Rice (13), 1947 Cotton Bowl  
 Fewest Punts — 1, Tennessee (1) vs. Maryland (0), 1983 Florida Citrus Bowl  
 Average — 48.6, Tennessee vs. Maryland, 2002 Peach Bowl (9 for 437 yards)  
 Lowest Average — 27.9, Tennessee vs. Florida, 1969 Gator Bowl (9 for 251 yards)

**PUNT RETURNS**

Returns — 13, Tennessee (6) vs. Oklahoma (7), 1939 Orange Bowl  
 Yards — 130, Tennessee (54) vs. Maryland (76), 1974 Liberty Bowl



*Phillip Fulmer earned his first bowl victory when the Vols topped Boston College 38-23 at the 1993 Hall of Fame Bowl. Fulmer's record in bowl games is 6-5.*

Average (Min. 3 ret.) — 23.8, Tennessee vs. Maryland, 2002 Peach Bowl (4 for 95 yards)

**KICKOFF RETURNS**

Returns — 11, Tennessee (5) vs. Arkansas (6), 1990 Cotton Bowl; Tennessee (6) vs. Virginia (5), 1991 Sugar Bowl; Tennessee (4) vs. Virginia Tech (7), 1994 Gator Bowl; Tennessee (3) vs. Michigan (8), 2002 Florida Citrus Bowl  
 Yards — 247, Tennessee (128) vs. Wisconsin (119), 1981 Garden State Bowl; Tennessee (66) vs. Maryland (181), 1983 Florida Citrus Bowl  
 Average (Min. 3 ret.) — 30.9, Tennessee vs. Wisconsin, 1981 Garden State Bowl (8 for 247 yards); Tennessee vs. Maryland, 1983 Florida Citrus Bowl (8 for 247 yards)

**INTERCEPTIONS**

Interceptions — 6, Tennessee (2) vs. Rice (4), 1947 Orange Bowl; Tennessee (4) vs. Air Force (2), 1971 Sugar Bowl; Tennessee (3) vs. Arkansas (3), 1971 Liberty Bowl  
 Yards — 143, Tennessee (74) vs. Florida State (69), 1999 Fiesta Bowl

**TURNOVERS**

Turnovers Lost — 13, Tennessee (5) vs. Air Force (8), 1971 Sugar Bowl

**FUMBLES**

Fumbles — 14, Tennessee (7) vs. Air Force (7), 1971 Sugar Bowl  
 Fumbles Lost — 7, Tennessee (3) vs. Air Force (4), 1971 Sugar Bowl

**PENALTIES**

Penalties — 26, Tennessee (11) vs. Miami (Florida) (15), 1986 Sugar Bowl  
 Fewest Penalties — 5, Tennessee (3) vs. Florida (2), 1969 Gator Bowl  
 Penalty Yards — 245, Tennessee (125) vs. Miami (Florida) (120), 1986 Sugar Bowl  
 Fewest Penalty Yards — 37, Tennessee (27) vs. Oklahoma (10), 1968 Orange Bowl

**FIRST DOWNS**

First Downs — 53, Tennessee (28) vs. Virginia (25), 1991 Sugar Bowl; Tennessee (28) vs. Clemson (25), 2004 Peach Bowl  
 Fewest First Downs — 14, Tennessee (5) vs. Rice (9), 1947 Orange Bowl  
 First Downs, Rushing — 32, Tennessee (11) vs. Arkansas (21), 1990 Cotton Bowl  
 First Downs, Passing — 36, Tennessee (23) vs. Northwestern (13), 1997 Florida Citrus Bowl  
 First Downs, Penalty — 7, Tennessee (3) vs. Arkansas (4), 1971 Liberty Bowl; Tennessee (2) vs. Miami (Florida) (5), 1986 Sugar Bowl; Tennessee (1) vs. Clemson (6), 2004 Peach Bowl

**SCORING**

Points — 76, Tennessee (48) vs. Northwestern (28), 1997 Florida Citrus Bowl  
 Fewest Points — 3, Tennessee (3) vs. Texas A&M (0), 1957 Gator Bowl  
 Points, Quarter — 31, Tennessee (24) vs. Air Force (7), 1971 Sugar Bowl (first); Tennessee (21) vs. Virginia Tech (10), 1994 Gator Bowl (second); Tennessee (10) vs. Northwestern (21), 1997 Florida Citrus Bowl (second)  
 Points, Half — 52, Tennessee (31) vs. Northwestern (21), 1997 Florida Citrus Bowl (first)  
 Touchdowns — 9, Tennessee (6) vs. Virginia Tech (3), 1994 Gator Bowl; Tennessee (6) vs. Northwestern (3), 1997 Florida Citrus Bowl  
 Field Goals Attempted — 7, Tennessee (1) vs. Maryland (6), 1983 Florida Citrus Bowl  
 Field Goals Made — 6, Tennessee (1) vs. Maryland (5), 1983 Florida Citrus Bowl

**TENNESSEE NCAA BOWL RECORDS**

- Fewest Plays**  
35 - 1953 Cotton Bowl vs. Texas (29 rushing, 6 passing)
- Fewest Yards Per Play**  
0.9 - 1953 Cotton Bowl vs. Texas (35 for 32 yards)
- Kickoff Return Average**  
42.5 - 1984 Sun Bowl vs. Maryland (4 for 170 yards)
- Punts, Both Teams (tied)**  
28 - 1947 Orange Bowl vs. Rice (Tennessee 15, Rice 13)
- Longest Kickoff Return (tied)**  
100 - Pete Panuska vs. Maryland, 1984 Sun Bowl

2004 VOLUNTEERS

# Bowl Superlatives

## 100-YARD BOWL RUSHERS

Player	Year	Game	Yards
1. Chuck Webb	1990	Cotton Bowl vs. Arkansas	250
2. Travis Henry	2001	Cotton Bowl vs. Kansas State	180
3. Jay Graham	1996	Citrus Bowl vs. Ohio State	154
Johnnie Jones	1983	Citrus Bowl vs. Maryland	154
5. Tony Thompson	1991	Sugar Bowl vs. Virginia	151
6. Reggie Cobb	1988	Peach Bowl vs. Indiana	146
7. Hank Lauricella	1951	Cotton Bowl vs. Texas	131
8. Curt Watson	1969	Gator Bowl vs. Florida	121
9. Mike Gayles	1974	Liberty Bowl vs. Maryland	106
10. Chuck Coleman	1982	Peach Bowl vs. Iowa	102
Jeff Powell	1986	Sugar Bowl vs. Miami	102

## 200-YARD BOWL PASSERS

Player	Year	Game	Yards
1. Peyton Manning	1997	Florida Citrus Bowl vs. Northwestern	408
2. Casey Clausen	2002	Florida Citrus Bowl vs. Michigan	393
3. Casey Clausen	2004	Peach Bowl vs. Clemson	384
4. Steve Alatorre	1981	Garden State Bowl vs. Wisconsin	315
5. Bobby Scott	1971	Sugar Bowl vs. Air Force	288
6. Tee Martin	1999	Fiesta Bowl vs. Florida State	278
7. Andy Kelly	1992	Fiesta Bowl vs. Penn State	273
Andy Kelly	1991	Sugar Bowl vs. Virginia	273
9. Heath Shuler	1993	Hall of Fame Bowl vs. Boston College	245
10. Dewey Warren	1966	Gator Bowl vs. Syracuse	244
11. Jeff Francis	1986	Liberty Bowl vs. Minnesota	243
12. Jeff Francis	1988	Peach Bowl vs. Indiana	225
13. Alan Cockrell	1982	Peach Bowl vs. Iowa	221

## 100-YARD BOWL RECEIVERS

Player	Year	Game	Yards
1. Peerless Price	1999	Fiesta Bowl vs. Florida State	199
2. Anthony Hancock	1981	Garden State Bowl vs. Wisconsin	196
3. Jason Witten	2002	Florida Citrus Bowl vs. Michigan	125
4. Joey Kent	1997	Florida Citrus Bowl vs. Northwestern	122
5. Donté Stallworth	2002	Florida Citrus Bowl vs. Michigan	119
6. Peerless Price	1997	Florida Citrus Bowl vs. Northwestern	110
7. Joey Kent	1996	Florida Citrus Bowl vs. Ohio State	109
8. Donté Stallworth	2000	Fiesta Bowl vs. Nebraska	108

## TOTAL OFFENSE BOWL LEADERS

Player	Year	Game	Yards
1. Peyton Manning	1997	Florida Citrus Bowl vs. Northwestern	416
2. Casey Clausen	2004	Peach Bowl vs. Clemson	386
3. Casey Clausen	2002	Florida Citrus Bowl vs. Michigan	379
4. Tee Martin	1999	Fiesta Bowl vs. Florida State	297
5. Steve Alatorre	1981	Garden State Bowl vs. Wisconsin	290

## ALL-PURPOSE YARDAGE BOWL LEADERS

Player	Year	Game	Yards
1. Chuck Webb	1990	Cotton Bowl vs. Arkansas	250
2. Peerless Price	1999	Fiesta Bowl vs. Florida State	242
3. Anthony Hancock	1981	Garden State Bowl vs. Wisconsin	205
4. Travis Henry	2001	Cotton Bowl vs. Kansas State	191
5. Donté Stallworth	2002	Florida Citrus Bowl vs. Michigan	190



*Peyton Manning's 408-yard passing performance against Northwestern in the 1997 Florida Citrus Bowl places him atop Tennessee's all-time bowl passing list.*

## NCAA BOWL WINS/APPEARANCES LEADERS

APPEARANCES		WINS	
1. Alabama.....	51	1. Alabama.....	29
2. TENNESSEE.....	44	2. Southern California.....	27
3. Texas.....	43	3. TENNESSEE.....	23
4. Nebraska.....	42	Oklahoma.....	23
Southern California.....	42	Penn State.....	23
6. Georgia.....	39	6. Georgia.....	21
7. Oklahoma.....	37	Georgia Tech.....	21
Penn State.....	37	Nebraska.....	21
9. LSU.....	35	9. Texas.....	20
Michigan.....	35	10. Mississippi.....	19
Ohio State.....	35	11. Florida State.....	18
12. Arkansas.....	34	Michigan.....	18
13. Florida State.....	32	13. LSU.....	17
Georgia Tech.....	32	14. Auburn.....	16
14. Florida.....	31	Miami (Fla.).....	16
Mississippi.....	31	Ohio State.....	16

## ► Individual Records

### RUSHING

#### Attempts

32	Bobby Gordon vs. Texas A&M, 1957 Gator Bowl
29	Johnnie Jones vs. Maryland, 1983 Florida Citrus Bowl
26	Chuck Webb vs. Arkansas, 1990 Cotton Bowl
26	Jay Graham vs. Ohio State, 1996 Florida Citrus Bowl

#### Yards

250	Chuck Webb vs. Arkansas, 1990 Cotton Bowl
180	Travis Henry vs. Kansas State, 2001 Cotton Bowl
154	Johnnie Jones vs. Maryland, 1983 Florida Citrus Bowl
154	Jay Graham vs. Ohio State, 1996 Florida Citrus Bowl
151	Tony Thompson vs. Virginia, 1991 Sugar Bowl

#### Yards Per Attempt (Min. 10 attempts)

10.6	Travis Henry vs. Kansas State, 2001 Cotton Bowl
9.6	Chuck Webb vs. Arkansas, 1990 Cotton Bowl
9.4	Chuck Coleman vs. Iowa, 1982 Peach Bowl
9.3	Jeff Powell vs. Miami (Fla.), 1986 Sugar Bowl
8.2	Hank Lauricella vs. Texas, 1951 Cotton Bowl

### Touchdowns

3	James Stewart vs. Virginia Tech, 1994 Gator Bowl
2	Many times

### Longest Gain

81	Travis Henry vs. Kansas State, 2001 Cotton Bowl
78	Chuck Webb vs. Arkansas, 1990 Cotton Bowl
76	Kendrick Jones vs. Virginia Tech, 1994 Gator Bowl
75	Hank Lauricella vs. Texas, 1951 Cotton Bowl
69	Jay Graham vs. Ohio State, 1996 Florida Citrus Bowl

### PASSING

#### Attempts

55	Casey Clausen vs. Clemson, 2004 Peach Bowl
42	Steve Alatorre vs. Wisconsin, 1981 Garden State Bowl
42	Heath Shuler vs. Penn State, 1994 Florida Citrus Bowl
41	Alan Cockrell vs. Iowa, 1982 Peach Bowl

#### Completions

31	Casey Clausen vs. Clemson, 2004 Peach Bowl
27	Peyton Manning vs. Northwestern, 1997 Florida Citrus Bowl
26	Casey Clausen vs. Michigan, 2002 Florida Citrus Bowl
24	Steve Alatorre vs. Wisconsin, 1981 Garden State Bowl
24	Andy Kelly vs. Virginia, 1991 Sugar Bowl

#### Interceptions

3	Hank Lauricella vs. Maryland, 1952 Sugar Bowl
3	Bobby Scott vs. Texas, 1969 Cotton Bowl
3	Jim Maxwell vs. Arkansas, 1971 Liberty Bowl
3	Jimmy Streater vs. Purdue, 1979 Bluebonnet Bowl
3	Casey Clausen vs. Kansas State, 2001 Cotton Bowl

#### Completion Percentage (Min. 10 attempts)

78.3	Heath Shuler vs. Boston College, 1993 Hall of Fame Bowl
76.9	Jeff Francis vs. Indiana, 1988 Peach Bowl
76.5	Casey Clausen vs. Michigan, 2002 Florida Citrus Bowl
70.9	Jeff Francis vs. Minnesota, 1986 Liberty Bowl
69.6	Alan Cockrell vs. Maryland, 1983 Florida Citrus Bowl

#### Yards

408	Peyton Manning vs. Northwestern, 1997 Florida Citrus Bowl
393	Casey Clausen vs. Michigan, 2002 Florida Citrus Bowl
384	Casey Clausen vs. Clemson, 2004 Peach Bowl
315	Steve Alatorre vs. Wisconsin, 1981 Garden State Bowl
288	Bobby Scott vs. Air Force, 1971 Sugar Bowl

#### Yards Per Attempt (Min. 10 attempts)

15.4	Tee Martin vs. Florida State, 1999 Fiesta Bowl
11.6	Casey Clausen vs. Michigan, 2002 Florida Citrus Bowl
10.7	Heath Shuler vs. Boston College, 1993 Hall of Fame Bowl
10.5	Peyton Manning vs. Northwestern, 1997 Florida Citrus Bowl
9.9	Peyton Manning vs. Virginia Tech, 1994 Gator Bowl

### Touchdown Passes

4	Peyton Manning vs. Northwestern, 1997 Florida Citrus Bowl
3	Jeff Francis vs. Minnesota, 1986 Liberty Bowl
3	Casey Clausen vs. Michigan, 2002 Florida Citrus Bowl

### Longest Gain

84	Andy Kelly to Anthony Morgan vs. Arkansas, 1990 Cotton Bowl
79	Tee Martin to Peerless Price vs. Florida State, 1999 Fiesta Bowl
76	Tee Martin to Peerless Price vs. Florida State, 1999 Fiesta Bowl
69	Heath Shuler to Mose Phillips vs. Boston College, 1993 Hall of Fame Bowl
67	Peyton Manning to Joey Kent vs. Northwestern, 1997 Florida Citrus Bowl

### TOTAL OFFENSE

#### Plays (Rushing and Passing)

67	Casey Clausen vs. Clemson, 2004 Peach Bowl
53	Steve Alatorre vs. Wisconsin, 1981 Garden State Bowl
53	Alan Cockrell vs. Iowa, 1982 Peach Bowl
49	Jimmy Streater vs. Purdue, 1979 Bluebonnet Bowl
47	Heath Shuler vs. Penn State, 1994 Florida Citrus Bowl

#### Yards (Rushing and Passing)

416	Peyton Manning vs. Northwestern, 1997 Florida Citrus Bowl
386	Casey Clausen vs. Clemson, 2004 Peach Bowl
379	Casey Clausen vs. Michigan, 2002 Florida Citrus Bowl
297	Tee Martin vs. Florida State, 1999 Fiesta Bowl
290	Steve Alatorre vs. Wisconsin, 1981 Garden State Bowl

#### Yards Per Play (Rushing and Passing)

(Min. 20 attempts)	
10.6	Tee Martin vs. Florida State, 1999 Fiesta Bowl
9.6	Chuck Webb vs. Arkansas, 1990 Cotton Bowl
9.5	Heath Shuler vs. Boston College, 1993 Hall of Fame Bowl
9.0	Peyton Manning vs. Northwestern, 1997 Florida Citrus Bowl
8.8	Casey Clausen vs. Michigan, 2002 Florida Citrus Bowl

### RECEIVING

#### Receptions

11	Anthony Hancock vs. Wisconsin, 1981 Garden State Bowl
9	Joe Thompson vs. Air Force, 1971 Sugar Bowl
8	Johnny Mills vs. Syracuse, 1966 Gator Bowl
8	Carl Pickens vs. Penn State, 1992 Fiesta Bowl
8	Donte' Stallworth vs. Nebraska, 2000 Fiesta Bowl
8	Donte' Stallworth vs. Michigan, 2002 Florida Citrus Bowl

#### Yards

199	Peerless Price vs. Florida State, 1999 Fiesta Bowl
196	Anthony Hancock vs. Wisconsin, 1981 Garden State Bowl
125	Joe Thompson vs. Air Force, 1971 Sugar Bowl
125	Jason Witten vs. Michigan, 2002 Florida Citrus Bowl
122	Joey Kent vs. Northwestern, 1997 Florida Citrus Bowl

#### Yards Per Reception (Min. 3 receptions)

49.8	Peerless Price vs. Florida State, 1999 Fiesta Bowl
38.7	Anthony Hancock vs. Purdue, 1979 Bluebonnet Bowl
29.3	Mose Phillips vs. Boston College, 1993 Hall of Fame Bowl
25.7	Gary Kreis vs. Texas, 1969 Cotton Bowl
24.4	Joey Kent vs. Northwestern, 1997 Florida Citrus Bowl

### Touchdowns

2	Joey Clinkscales vs. Minnesota, 1986 Liberty Bowl
2	Cory Fleming vs. Boston College, 1993 Hall of Fame Bowl
2	Joey Kent vs. Northwestern, 1997 Florida Citrus Bowl
2	Donte' Stallworth vs. Nebraska, 2000 Fiesta Bowl
2	Kelley Washington vs. Michigan, 2002 Florida Citrus Bowl

### Longest Gain

84	Anthony Morgan from Andy Kelly vs. Arkansas, 1990 Cotton Bowl
79	Peerless Price from Tee Martin vs. Florida State, 1999 Fiesta Bowl
76	Peerless Price from Tee Martin vs. Florida State, 1999 Fiesta Bowl
69	Mose Phillips from Heath Shuler vs. Boston College, 1993 Hall of Fame Bowl
67	Joey Kent from Peyton Manning vs. Northwestern, 1997 Florida Citrus Bowl

### PUNTING

#### Punts

9	Buster Stephens vs. Southern California, 1945 Rose Bowl
8	Walter Slater vs. Rice, 1947 Orange Bowl
8	Herman Weaver vs. Texas, 1969 Cotton Bowl
8	Larry Binion vs. Ohio State, 1996 Florida Citrus Bowl
8	David Leaverton vs. Kansas State, 2001 Cotton Bowl

#### Average (Min. 3 punts)

52.3	Chris Hogue vs. Nebraska, 1998 Orange Bowl
47.7	Dustin Colquitt vs. Maryland, 2002 Peach Bowl
47.5	Jimmy Colquitt vs. Iowa, 1982 Peach Bowl
47.4	Jimmy Colquitt vs. Wisconsin, 1981 Garden State Bowl
45.6	Walter Slater vs. Rice, 1947 Orange Bowl

#### Longest Punt

78	Chris Hogue vs. Nebraska, 1998 Orange Bowl
69	Walter Slater vs. Rice, 1947 Orange Bowl
67	Herman Weaver vs. Texas, 1969 Cotton Bowl
65	Hal Littleford vs. Rice, 1947 Orange Bowl
65	Jimmy Colquitt vs. Maryland, 1984 Sun Bowl

### PUNT RETURNS

#### Returns

6	Dale Carter vs. Penn State, 1992 Fiesta Bowl
4	Babe Wood vs. Oklahoma, 1939 Orange Bowl
4	Johnny Majors vs. Baylor, 1957 Sugar Bowl
4	Bobby Majors vs. Air Force, 1971 Sugar Bowl
4	Eric Parker vs. Nebraska, 2000 Fiesta Bowl
4	Eric Parker vs. Florida State, 1999 Fiesta Bowl

#### Yards

89	Shawn Summers vs. Virginia Tech, 1994 Gator Bowl
86	Bobby Majors vs. Air Force, 1971 Sugar Bowl
72	Eddie Brown vs. Texas Tech, 1973 Gator Bowl
54	Stanley Morgan vs. Maryland, 1974 Liberty Bowl

#### Average (Min. 3 returns)

29.6	Shawn Summers vs. Virginia Tech, 1994 Gator Bowl
21.5	Bobby Majors vs. Air Force, 1971 Sugar Bowl
18.0	Stanley Morgan vs. Maryland, 1974 Liberty Bowl
12.3	Babe Wood vs. Oklahoma, 1939 Orange Bowl
10.0	Johnny Butler vs. Boston College, 1941 Sugar Bowl

#### Longest Return

62	Eddie Brown vs. Texas Tech, 1973 Gator Bowl
57	Bobby Majors vs. Air Force, 1971 Sugar Bowl
49	Shawn Summers vs. Virginia Tech, 1994 Gator Bowl
46	Bobby Gordon vs. Texas A&M, 1957 Gator Bowl
45	Jerry Smith vs. Tulsa, 1965 Bluebonnet Bowl

*Note: Deke Brackett returned a punt 75 yards for a touchdown vs. New York University in the 1931 New York Charity Game, a contest not recognized by the NCAA as an official bowl game.*

### KICKOFF RETURNS

#### Returns

7	Dale Carter vs. Penn State, 1992 Fiesta Bowl
5	Terence Cleveland vs. Indiana, 1988 Peach Bowl
5	Leonard Scott vs. Kansas State, 2001 Cotton Bowl
4	Many times

2004 VOLUNTEERS

# Bowl Superlatives

## Yards

- 132 Dale Carter vs. Penn State, 1992 Fiesta Bowl
- 125 Leonard Scott vs. Kansas State, 2001 Cotton Bowl
- 121 Willie Gault vs. Wisconsin, 1981 Garden State Bowl
- 115 Pete Panuska vs. Maryland, 1984 Sun Bowl
- 114 Terence Cleveland vs. Indiana, 1988 Peach Bowl

## Average (Min. 2 returns)

- 57.5 Pete Panuska vs. Maryland, 1984 Sun Bowl
- 40.3 Willie Gault vs. Wisconsin, 1981 Garden State Bowl
- 39.0 Charley Fulton vs. Oklahoma, 1968 Orange Bowl
- 37.5 Stanley Morgan vs. Texas Tech, 1973 Gator Bowl
- 32.0 Eddie Brown vs. LSU, 1972 Bluebonnet Bowl

## Longest Return

- 100# Pete Panuska vs. Maryland, 1984 Sun Bowl
- 87 Willie Gault vs. Wisconsin, 1981 Garden State Bowl
- 61 Charley Fulton vs. Oklahoma, 1968 Orange Bowl
- 49 Stanley Morgan vs. Texas Tech, 1973 Gator Bowl
- 44 Leonard Scott vs. Kansas State, 2001 Cotton Bowl

## INTERCEPTIONS

### Interceptions

- 2 Glenn Gray vs. Tulsa, 1965 Bluebonnet Bowl
- 2 Bill Young vs. Syracuse, 1966 Gator Bowl
- 2 Conrad Graham vs. Air Force, 1971 Sugar Bowl
- 2 Lee Jenkins vs. Wisconsin, 1981 Garden State Bowl
- 2 Dale Carter vs. Virginia, 1991 Sugar Bowl

## Yards

- 78 Jabari Greer vs. Kansas State, 2001 Cotton Bowl
- 68 Chris White vs. Miami (Fla.), 1986 Sugar Bowl
- 54 Dwayne Goodrich vs. Florida State, 1999 Fiesta Bowl
- 47 Eddie Brown vs. Arkansas, 1971 Liberty Bowl
- 44 Dale Carter vs. Virginia, 1991 Sugar Bowl

## Longest Return

- 78 Jabari Greer vs. Kansas State, 2001 Cotton Bowl
- 68 Chris White vs. Miami (Fla.), 1986 Sugar Bowl
- 54 Dwayne Goodrich vs. Florida State, 1999 Fiesta Bowl
- 47 Eddie Brown vs. Arkansas, 1971 Liberty Bowl
- 44 Dale Carter vs. Virginia, 1991 Sugar Bowl

## ALL-PURPOSE

### Plays (Rushing, Receiving, All Returns)

- 35 Bobby Gordon vs. Texas A&M, 1957 Gator Bowl
- 29 Johnnie Jones vs. Maryland, 1983 Florida Citrus Bowl
- 28 Jay Graham vs. Ohio State, 1996 Florida Citrus Bowl
- 26 Johnny Majors vs. Baylor, 1957 Sugar Bowl
- 26 Chuck Webb vs. Arkansas, 1990 Cotton Bowl

### Yards (Rushing, Receiving, All Returns)

- 250 Chuck Webb vs. Arkansas, 1990 Cotton Bowl
- 242 Peerless Price vs. Florida State, 1999 Fiesta Bowl
- 205 Anthony Hancock vs. Wisconsin, 1981 Garden State Bowl
- 191 Travis Henry vs. Kansas State, 2001 Cotton Bowl
- 190 Donte' Stallworth vs. Michigan, 2002 Florida Citrus Bowl

### Yards Per Play (Rushing, Receiving, All Returns)

- (Min. 10 plays)
- 14.6 Donte' Stallworth vs. Michigan, 2002 Florida Citrus Bowl
- 13.9 Dale Carter vs. Penn State, 1992 Fiesta Bowl
- 13.7 Anthony Hancock vs. Wisconsin, 1981 Garden State Bowl
- 10.6 Travis Henry vs. Kansas State, 2001 Cotton Bowl
- 9.7 Jeff Powell vs. Miami (Fla.), 1986 Sugar Bowl

## SCORING

### Points

- 18 James Stewart vs. Virginia Tech, 1994 Gator Bowl
- 12 Many times

### Points by Kicking

- 12 Jeff Hall vs. Northwestern, 1997 Florida Citrus Bowl
- 10 George Hunt vs. Air Force, 1971 Sugar Bowl
- 9 John Becksvoort vs. Virginia Tech, 1994 Gator Bowl
- 9 Alex Walls vs. Michigan, 2002 Florida Citrus Bowl

## Touchdowns

- 3 James Stewart vs. Virginia Tech, 1994 Gator Bowl
- 2 Many times

## Point-After-Touchdowns Attempted

- 6 John Becksvoort vs. Virginia Tech, 1994 Gator Bowl
- 6 Jeff Hall vs. Northwestern, 1997 Florida Citrus Bowl
- 6 Alex Walls vs. Michigan, 2002 Florida Citrus Bowl
- 5 Carlos Reveiz vs. Miami (Fla.), 1986 Sugar Bowl

## Point-After-Touchdowns Made

- 6 John Becksvoort vs. Virginia Tech, 1994 Gator Bowl
- 6 Jeff Hall vs. Northwestern, 1997 Florida Citrus Bowl
- 6 Alex Walls vs. Michigan, 2002 Florida Citrus Bowl
- 5 Carlos Reveiz vs. Miami (Fla.), 1986 Sugar Bowl

## Field Goals Attempted

- 5 George Hunt vs. Air Force, 1971 Sugar Bowl
- 4 Ricky Townsend vs. Texas Tech, 1973 Gator Bowl
- 4 Fuad Reveiz vs. Wisconsin, 1981 Garden State Bowl
- 3 Karl Kremser vs. Oklahoma, 1968 Orange Bowl
- 3 George Hunt vs. Florida, 1969 Gator Bowl
- 3 Phil Reich vs. Indiana, 1988 Peach Bowl

## Field Goals Made

- 2 Gary Wright vs. Syracuse, 1966 Gator Bowl
- 2 George Hunt vs. Florida, 1969 Gator Bowl
- 2 George Hunt vs. Air Force, 1971 Sugar Bowl
- 2 Ricky Townsend vs. Texas Tech, 1973 Gator Bowl
- 2 Fuad Reveiz vs. Wisconsin, 1981 Garden State Bowl
- 2 Fuad Reveiz vs. Maryland, 1984 Sun Bowl
- 2 John Becksvoort vs. Penn State, 1994 Florida Citrus Bowl
- 2 Jeff Hall vs. Ohio State, 1996 Florida Citrus Bowl
- 2 Jeff Hall vs. Northwestern, 1997 Florida Citrus Bowl

## Longest Made Field Goal

- 52 Fuad Reveiz vs. Maryland, 1984 Sun Bowl
- 50 John Becksvoort vs. Penn State, 1994 Florida Citrus Bowl
- 46 John Becksvoort vs. Penn State, 1994 Florida Citrus Bowl
- 44 Fuad Reveiz vs. Wisconsin, 1981 Garden State Bowl
- 44 Jeff Hall vs. Nebraska, 1998 Orange Bowl

## TACKLES

### Tackles

- 20 Carl Zander vs. Maryland, 1984 Sun Bowl
- 16 Reggie McKenzie vs. Maryland, 1984 Sun Bowl
- 15 Jack Reynolds vs. Texas, 1969 Cotton Bowl
- 14 Ray Nettles vs. Arkansas, 1971 Liberty Bowl
- 14 Carl Zander vs. Wisconsin, 1981 Garden State Bowl
- 14 Dale Jones vs. Maryland, 1983 Florida Citrus Bowl

### Tackles for Loss

- 4 Reggie McKenzie vs. Maryland, 1984 Sun Bowl
- 4 Corey Terry vs. Northwestern, 1997 Florida Citrus Bowl
- 3 Joe Cofer vs. Iowa, 1982 Peach Bowl
- 3 Eric Westmoreland vs. Florida State, 1999 Fiesta Bowl
- 3 Albert Haynesworth vs. Michigan, 2002 Florida Citrus Bowl

### Sacks

- 4.5 Reggie McKenzie vs. Maryland, 1984 Sun Bowl
- 2 Carl Johnson vs. LSU, 1972 Bluebonnet Bowl
- 2 Reggie White vs. Iowa, 1982 Peach Bowl
- 2 Mark Hovanic vs. Miami (Fla.), 1986 Sugar Bowl
- 2 Dale Jones vs. Miami (Fla.), 1986 Sugar Bowl

### Passes Broken Up

- 4 Conrad Graham vs. LSU, 1972 Bluebonnet Bowl
- 4 Andre Creamer vs. Miami (Fla.), 1986 Sugar Bowl
- 4 Dale Carter vs. Virginia, 1991 Sugar Bowl
- 4 Darryl Hardy vs. Virginia, 1991 Sugar Bowl

## ► Team Records

### RUSHING

#### Attempts

- 55 Tennessee vs. Texas, 1951 Cotton Bowl
- 54 Tennessee vs. Texas A&M, 1957 Gator Bowl
- 54 Tennessee vs. Maryland, 1974 Liberty Bowl

#### Fewest Attempts

- 21 Tennessee vs. Nebraska, 1998 Orange Bowl
- 24 Tennessee vs. Kansas State, 2001 Cotton Bowl
- 25 Tennessee vs. Southern California, 1940 Rose Bowl

#### Yards

- 320 Tennessee vs. Arkansas, 1990 Cotton Bowl
- 295 Tennessee vs. Texas, 1951 Cotton Bowl
- 245 Tennessee vs. Virginia Tech, 1994 Gator Bowl

#### Fewest Yards

- 14 Tennessee vs. Texas, 1953 Cotton Bowl
- 38 Tennessee vs. Clemson, 2004 Peach Bowl
- 44 Tennessee vs. Nebraska, 2000 Fiesta Bowl

#### Yards Per Attempt

- 8.4 Tennessee vs. Arkansas, 1990 Cotton Bowl
- 7.4 Tennessee vs. Kansas State, 2001 Cotton Bowl
- 6.4 Tennessee vs. Texas, 1951 Cotton Bowl

#### Fewest Yards Per Attempt

- 0.5 Tennessee vs. Texas, 1953 Cotton Bowl
- 1.5 Tennessee vs. Clemson, 2004 Peach Bowl
- 1.7 Tennessee vs. Maryland, 2002 Peach Bowl

### PASSING

#### Attempts

- 56 Tennessee vs. Clemson, 2004 Peach Bowl
- 46 Tennessee vs. Air Force, 1971 Sugar Bowl
- 44 Tennessee vs. Penn State, 1994 Florida Citrus Bowl

#### Fewest Attempts

- 6 Tennessee vs. Texas, 1953 Sugar Bowl
- 6 Tennessee vs. Texas A&M, 1957 Gator Bowl
- 7 Tennessee vs. Tulsa, 1965 Bluebonnet Bowl

#### Completions

- 31 Tennessee vs. Clemson, 2004 Peach Bowl
- 27 Tennessee vs. Northwestern, 1997 Florida Citrus Bowl
- 27 Tennessee vs. Michigan, 2002 Florida Citrus Bowl

#### Fewest Completions

- 1 Tennessee vs. Baylor, 1957 Sugar Bowl
- 3 Four times

#### Interceptions

- 4 Tennessee vs. Rice, 1947 Orange Bowl
- 4 Tennessee vs. Maryland, 1952 Sugar Bowl
- 4 Tennessee vs. Baylor, 1957 Sugar Bowl

#### Completion Percentage

- 77.8 Tennessee vs. Indiana, 1988 Peach Bowl
- 77.1 Tennessee vs. Michigan, 2002 Florida Citrus Bowl
- 73.1 Tennessee vs. Boston College, 1993 Hall of Fame Bowl

#### Lowest Completion Percentage

- 10.0 Tennessee vs. Baylor, 1957 Sugar Bowl
- 21.1 Tennessee vs. Rice, 1947 Orange Bowl
- 21.4 Tennessee vs. Southern California, 1945 Rose Bowl

### Yards

- 408 Tennessee vs. Northwestern, 1997 Florida Citrus Bowl
- 406 Tennessee vs. Michigan, 2002 Florida Citrus Bowl
- 384 Tennessee vs. Clemson, 2004 Peach Bowl

#### Fewest Yards

- 16 Tennessee vs. Baylor, 1957 Sugar Bowl
- 17 Tennessee vs. Southern California, 1945 Rose Bowl
- 32 Tennessee vs. Rice, 1947 Orange Bowl

#### Yards Per Attempt

- 14.6 Tennessee vs. Florida State, 1999 Fiesta Bowl
- 11.6 Tennessee vs. Michigan, 2002 Florida Citrus Bowl
- 11.3 Tennessee vs. Boston College, 1993 Hall of Fame Bowl

**Fewest Yards Per Attempt**

- 1.2 Tennessee vs. Southern California, 1945 Rose Bowl
- 1.6 Tennessee vs. Baylor, 1957 Sugar Bowl
- 1.7 Tennessee vs. Rice, 1947 Orange Bowl

**Touchdown Passes**

- 4 Tennessee vs. Northwestern, 1997 Florida Citrus Bowl
- 3 Tennessee vs. Minnesota, 1986 Liberty Bowl
- 3 Tennessee vs. Boston College, 1993 Hall of Fame Bowl
- 3 Tennessee vs. Michigan, 2002 Florida Citrus Bowl

**TOTAL OFFENSE****Plays (Rushing and Passing)**

- 88 Tennessee vs. Air Force, 1971 Sugar Bowl
- 88 Tennessee vs. Penn State, 1992 Fiesta Bowl
- 85 Tennessee vs. Wisconsin, 1981 Garden State Bowl

**Fewest Plays (Rushing and Passing)**

- 35\* Tennessee vs. Texas, 1953 Cotton Bowl
- 40 Tennessee vs. Southern California, 1940 Rose Bowl
- 49 Tennessee vs. Baylor, 1957 Sugar Bowl
- 49 Tennessee vs. Kansas State, 2001 Cotton Bowl

**Yards (Rushing and Passing)**

- 523 Tennessee vs. Northwestern, 1997 Florida Citrus Bowl
- 503 Tennessee vs. Michigan, 2002 Florida Citrus Bowl
- 495 Tennessee vs. Virginia Tech, 1994 Gator Bowl

**Fewest Yards (Rushing and Passing)**

- 32 Tennessee vs. Texas, 1953 Cotton Bowl
- 137 Tennessee vs. Rice, 1947 Orange Bowl
- 141 Tennessee vs. Southern California, 1940 Rose Bowl

**Yards Per Play (Rushing and Passing)**

- 7.7 Tennessee vs. Arkansas, 1990 Cotton Bowl
- 7.4 Tennessee vs. Northwestern, 1997 Florida Citrus Bowl
- 7.0 Tennessee vs. Michigan, 2002 Florida Citrus Bowl

**Fewest Yards Per Play (Rushing and Passing)**

- 0.9\* Tennessee vs. Texas, 1953 Cotton Bowl
- 2.9 Tennessee vs. Maryland, 1952 Sugar Bowl
- 3.2 Tennessee vs. Texas A&M, 1957 Gator Bowl

**PUNTING****Punts**

- 15 Tennessee vs. Rice, 1947 Orange Bowl
- 13 Tennessee vs. Southern California, 1945 Rose Bowl
- 11 Tennessee vs. Southern California, 1940 Rose Bowl

**Fewest Punts**

- 1 Tennessee vs. Maryland, 1983 Florida Citrus Bowl
- 2 Tennessee vs. Oklahoma, 1968 Orange Bowl
- 2 Tennessee vs. Florida, 1969 Gator Bowl

**Average**

- 52.3 Tennessee vs. Nebraska, 1998 Orange Bowl
- 47.7 Tennessee vs. Maryland, 2002 Peach Bowl
- 47.4 Tennessee vs. Wisconsin, 1981 Garden State Bowl

**Lowest Average**

- 15.0 Tennessee vs. Florida, 1969 Gator Bowl
- 29.2 Tennessee vs. Kansas State, 2001 Cotton Bowl
- 31.4 Tennessee vs. Air Force, 1971 Sugar Bowl

**PUNT RETURNS****Returns**

- 6 Tennessee vs. Oklahoma, 1939 Orange Bowl
- 6 Tennessee vs. Air Force, 1971 Sugar Bowl
- 6 Tennessee vs. Penn State, 1992 Fiesta Bowl

**Yards**

- 89 Tennessee vs. Virginia Tech, 1994 Gator Bowl
- 86 Tennessee vs. Air Force, 1971 Sugar Bowl
- 75 Tennessee vs. Oklahoma, 1939 Orange Bowl

**Average (Min. 3 returns)**

- 29.6 Tennessee vs. Virginia Tech, 1994 Gator Bowl
- 14.3 Tennessee vs. Air Force, 1971 Sugar Bowl
- 13.5 Tennessee vs. Maryland, 1974 Liberty Bowl

**KICKOFF RETURNS****Returns**

- 7 Tennessee vs. Penn State, 1992 Fiesta Bowl
- 6 Tennessee vs. Virginia, 1991 Sugar Bowl
- 6 Tennessee vs. Penn State, 1994 Florida Citrus Bowl

**Yards**

- 170 Tennessee vs. Maryland, 1984 Sun Bowl
- 132 Tennessee vs. Penn State, 1992 Fiesta Bowl
- 128 Tennessee vs. Wisconsin, 1981 Garden State Bowl

**Average (Min. 3 returns)**

- 42.5\* Tennessee vs. Maryland, 1984 Sun Bowl
- 32.0 Tennessee vs. Wisconsin, 1981 Garden State Bowl
- 29.5 Tennessee vs. Oklahoma, 1968 Orange Bowl

**INTERCEPTIONS****Interceptions**

- 4 Tennessee vs. Tulsa, 1965 Bluebonnet Bowl
- 4 Tennessee vs. Air Force, 1971 Sugar Bowl
- 4 Tennessee vs. Miami (Fla.), 1986 Sugar Bowl
- 4 Tennessee vs. Northwestern, 1997 Florida Citrus Bowl

**Yards**

- 104 Tennessee vs. Arkansas, 1971 Liberty Bowl
- 89 Tennessee vs. Miami (Fla.), 1986 Sugar Bowl
- 78 Tennessee vs. Kansas State, 2001 Cotton Bowl

**TURNOVERS****Turnovers Lost**

- 6 Tennessee vs. Maryland, 1952 Sugar Bowl
- 5 Four times

**FUMBLES****Fumbles**

- 7 Tennessee vs. Air Force, 1971 Sugar Bowl
- 6 Tennessee vs. Texas A&M, 1957 Gator Bowl
- 5 Three times

**Fumbles Lost**

- 3 Tennessee vs. Texas, 1953 Cotton Bowl
- 3 Tennessee vs. Air Force, 1971 Sugar Bowl
- 3 Tennessee vs. Penn State, 1992 Fiesta Bowl

**PENALTIES****Penalties**

- 16 Tennessee vs. Oklahoma, 1939 Orange Bowl
- 13 Tennessee vs. Northwestern, 1997 Florida Citrus Bowl
- 11 Tennessee vs. Miami (Fla.), 1986 Sugar Bowl

**Fewest Penalties**

- 1 Tennessee vs. Texas Tech, 1973 Gator Bowl
- 1 Tennessee vs. Maryland, 1983 Florida Citrus Bowl
- 2 Tennessee vs. Southern California, 1940 Rose Bowl
- 2 Tennessee vs. Maryland, 1952 Sugar Bowl

**Yards**

- 130 Tennessee vs. Oklahoma, 1939 Orange Bowl
- 125 Tennessee vs. Miami (Fla.), 1986 Sugar Bowl
- 119 Tennessee vs. Clemson, 2004 Peach Bowl

**Fewest Yards**

- 3 Tennessee vs. Texas Tech, 1973 Gator Bowl
- 5 Tennessee vs. Maryland, 1983 Florida Citrus Bowl
- 17 Tennessee vs. Texas, 1969 Cotton Bowl

**FIRST DOWNS****First Downs**

- 29 Tennessee vs. Northwestern, 1997 Florida Citrus Bowl
- 28 Tennessee vs. Virginia, 1991 Sugar Bowl
- 28 Tennessee vs. Clemson, 2004 Peach Bowl

**Fewest First Downs**

- 5 Tennessee vs. Rice, 1947 Orange Bowl
- 6 Tennessee vs. Texas, 1953 Cotton Bowl
- 8 Tennessee vs. Southern California, 1945 Rose Bowl

**First Downs, Rushing**

- 15 Tennessee vs. Texas, 1951 Cotton Bowl
- 15 Tennessee vs. Indiana, 1988 Peach Bowl
- 14 Tennessee vs. Florida, 1969 Gator Bowl
- 14 Tennessee vs. Maryland, 1983 Florida Citrus Bowl

**First Downs, Passing**

- 23 Tennessee vs. Northwestern, 1997 Florida Citrus Bowl
- 20 Tennessee vs. Clemson, 2004 Peach Bowl
- 18 Tennessee vs. Michigan, 2002 Florida Citrus Bowl

**First Downs, Penalty**

- 4 Tennessee vs. Florida State, 1999 Fiesta Bowl
- 3 Tennessee vs. Arkansas, 1971 Liberty Bowl

**SCORING****Points**

- 48 Tennessee vs. Northwestern (28), 1997 Florida Citrus Bowl
- 45 Tennessee vs. Virginia Tech (23), 1994 Gator Bowl
- 45 Tennessee vs. Michigan (17), 2002 Florida Citrus Bowl

**Fewest Points**

- 0 Tennessee vs. Southern California (14), 1940 Rose Bowl
- 0 Tennessee vs. Southern California (25), 1945 Rose Bowl
- 0 Tennessee vs. Rice (8), 1947 Orange Bowl
- 0 Tennessee vs. Texas (16), 1953 Cotton Bowl

**Points, Quarter**

- 24 Tennessee vs. Air Force, 1971 Sugar Bowl
- 21 Tennessee vs. Virginia Tech, 1994 Gator Bowl
- 21 Tennessee vs. Northwestern, 1997 Florida Citrus Bowl

**Points, Half**

- 35 Tennessee vs. Virginia Tech, 1994 Gator Bowl
- 31 Tennessee vs. Northwestern, 1997 Florida Citrus Bowl
- 24 Five times

**Touchdowns**

- 6 Tennessee vs. Virginia Tech, 1994 Gator Bowl
- 6 Tennessee vs. Northwestern, 1997 Florida Citrus Bowl
- 6 Tennessee vs. Michigan, 2002 Florida Citrus Bowl

**Field Goals Attempted**

- 5 Tennessee vs. Air Force, 1971 Sugar Bowl
- 4 Tennessee vs. Texas Tech, 1973 Gator Bowl
- 4 Tennessee vs. Wisconsin, 1981 Garden State Bowl

**Field Goals Made**

- 2 Nine times, most recent: Tennessee vs. Northwestern, 1997 Florida Citrus Bowl

**Margin of Victory**

- 28 Tennessee (35) vs. Miami (Fla.) (7), 1986 Sugar Bowl
- 28 Tennessee (45) vs. Michigan (17), 2002 Florida Citrus Bowl
- 22 Tennessee (45) vs. Virginia Tech (23), 1994 Gator Bowl

**Margin of Defeat**

- 27 Tennessee (3) vs. Maryland (30), 2002 Peach Bowl
- 25 Tennessee (0) vs. Southern California (25), 1945 Rose Bowl
- 25 Tennessee (17) vs. Penn State (42), 1992 Fiesta Bowl
- 25 Tennessee (17) vs. Nebraska (42), 1998 Orange Bowl

**Largest Margin Overcome to Win**

- 16 Tennessee vs. Virginia, 1991 Sugar Bowl
- 7 Tennessee vs. Tulsa, 1943 Sugar Bowl
- 7 Tennessee vs. Texas, 1951 Cotton Bowl
- 7 Tennessee vs. Miami (Fla.), 1986 Sugar Bowl

**Largest Lead Relinquished in Loss**

- 21 Tennessee vs. Maryland, 1984 Sun Bowl
- 10 Tennessee vs. Penn State, 1992 Fiesta Bowl
- 10 Tennessee vs. Penn State, 1994 Florida Citrus Bowl

# Bowl Superlatives

## Opponent Individual Records

### RUSHING

#### Attempts

- 29 Floyd Little, Syracuse, 1966 Gator Bowl
- 29 Ahman Green, Nebraska, 1998 Orange Bowl
- 28 Ed Modzelewski, Maryland, 1952 Sugar Bowl
- 28 Josh Scobey, Kansas State, 2001 Cotton Bowl

#### Yards

- 216 Floyd Little, Syracuse, 1966 Gator Bowl
- 206 Ahman Green, Nebraska, 1998 Orange Bowl
- 153 Ed Modzelewski, Maryland, 1952 Sugar Bowl

#### Yards Per Attempt (Min. 10 attempts)

- 9.7 Don Burnside, Southern California, 1945 Rose Bowl
- 8.9 Tommy Neal, Maryland, 1984 Sun Bowl
- 8.7 Chad Jasmin, Clemson, 2004 Peach Bowl

#### Touchdowns

- 3 Scott Frost, Nebraska, 1998 Orange Bowl
- 2 Many times

#### Longest Gain

- 70 James Mosley, Texas Tech, 1973 Gator Bowl
- 57 Tommy Neal, Maryland, 1984 Sun Bowl
- 54 Delbert Shofner, Baylor, 1957 Gator Bowl
- 54 Floyd Little, Syracuse, 1966 Gator Bowl

### PASSING

#### Attempts

- 47 Bill Anderson, Tulsa, 1965 Bluebonnet Bowl
- 46 Bob Parker, Air Force, 1971 Sugar Bowl
- 46 Glenn Foley, Boston College, 1993 Hall of Fame Bowl

#### Completions

- 25 Steve Schnur, Northwestern, 1997 Florida Citrus Bowl
- 23 Bill Anderson, Tulsa, 1965 Bluebonnet Bowl
- 23 Bob Parker, Air Force, 1971 Sugar Bowl
- 23 Glenn Foley, Boston College, 1993 Hall of Fame Bowl

#### Interceptions

- 4 Bill Anderson, Tulsa, 1965 Bluebonnet Bowl
- 4 Bob Parker, Air Force, 1971 Sugar Bowl
- 3 Four times

#### Completion Percentage (Min. 10 attempts)

- 75.0 Scott Frost, Nebraska, 1998 Orange Bowl
- 73.1 Chuck Long, Iowa, 1982 Peach Bowl
- 72.7 Joe Barnes, Texas Tech, 1973 Gator Bowl

#### Yards

- 304 Chuck Long, Iowa, 1982 Peach Bowl
- 303 Mark Herrmann, Purdue, 1979 Bluebonnet Bowl
- 268 Glenn Foley, Boston College, 1993 Hall of Fame Bowl

#### Yards Per Attempt (Min. 10 attempts)

- 15.4 James Street, Texas, 1969 Cotton Bowl
- 14.0 Joe Barnes, Texas Tech, 1973 Gator Bowl
- 11.7 Chuck Long, Iowa, 1982 Peach Bowl

#### Touchdown Passes

- 4 Tony Sacca, Penn State, 1992 Fiesta Bowl
- 3 Mark Herrmann, Purdue, 1979 Bluebonnet Bowl
- 3 Chuck Long, Iowa, 1982 Peach Bowl

#### Longest Gain

- 79 James Street to Cotton Speyrer, Texas, 1969 Cotton Bowl
- 79 Joe Barnes to Lawrence Williams, Texas Tech, 1973 Gator Bowl
- 67 Quinn Grovey to Billy Winston, Arkansas, 1990 Cotton Bowl

### TOTAL OFFENSE

#### Plays (Rushing and Passing)

- 52 Bill Anderson, Tulsa, 1965 Bluebonnet Bowl
- 52 Bob Parker, Air Force, 1971 Sugar Bowl
- 52 Glenn Foley, Boston College, 1993 Hall of Fame Bowl
- 52 Steve Schnur, Northwestern, 1997 Florida Citrus Bowl

### Yards (Rushing and Passing)

- 308 Jon Beasley, Kansas State, 2001 Cotton Bowl
- 306 Chuck Long, Iowa, 1982 Peach Bowl
- 265 Mark Herrmann, Purdue, 1979 Bluebonnet Bowl

#### Yards Per Play (Rushing and Passing)

##### (Min. 20 attempts)

- 9.5 James Street, Texas, 1969 Cotton Bowl
- 8.4 Joe Barnes, Texas Tech, 1973 Gator Bowl
- 8.0 Chuck Long, Iowa, 1982 Peach Bowl

### RECEIVING

#### Receptions

- 10 Paul Bassa, Air Force, 1971 Sugar Bowl
- 10 D'Wayne Bates, Northwestern, 1997 Florida Citrus Bowl
- 10 Brian Musso, Northwestern, 1997 Florida Citrus Bowl

#### Yards

- 168 Dave Moritz, Iowa, 1982 Peach Bowl
- 161 Cotton Speyrer, Texas, 1969 Cotton Bowl
- 150 Ernie Jones, Indiana, 1988 Peach Bowl

#### Yards Per Reception (Min. 3 receptions)

- 32.2 Cotton Speyrer, Texas, 1969 Cotton Bowl
- 31.3 Lawrence Williams, Texas Tech, 1973 Gator Bowl
- 24.7 Thad McFadden, Wisconsin, 1981 Garden State Bowl

#### Touchdowns

- 2 Cotton Speyrer, Texas, 1969 Cotton Bowl
- 2 Dave Young, Purdue, 1979 Bluebonnet Bowl
- 2 Ronnie Harmon, Iowa, 1982 Peach Bowl
- 2 Pete Mitchell, Boston College, 1993 Hall of Fame Bowl
- 2 Quincy Morgan, Kansas State, 2001 Cotton Bowl

#### Longest Gain

- 79 Cotton Speyrer from James Street, Texas, 1969 Cotton Bowl
- 79 Lawrence Williams from Joe Barnes, Texas Tech, 1973 Gator Bowl
- 67 Billy Winston from Quinn Grovey, Arkansas, 1990 Cotton Bowl

### PUNTING

#### Punts

- 13 Hugh McCullough, Oklahoma, 1939 Orange Bowl
- 13 Hugh Keeney, Rice, 1947 Orange Bowl
- 9 Doug Helkowski, Penn State, 1992 Fiesta Bowl
- 9 Keith Cottrell, Florida State, 1999 Fiesta Bowl

#### Average (Min. 3 punts)

- 50.3 Brooks Bernard, Maryland, 2002 Peach Bowl
- 48.1 Brent Bartholomew, Ohio State, 1996 Florida Citrus Bowl
- 47.9 Doug Helkowski, Penn State, 1992 Fiesta Bowl

#### Longest Punt

- 78 Glenn Dobbs, Tulsa, 1943 Sugar Bowl
- 74 Bill Bradley, Texas, 1969 Cotton Bowl
- 70 Hugh McCullough, Oklahoma, 1939 Orange Bowl

### PUNT RETURNS

#### Returns

- 6 Dimitrios Stanley, Ohio State, 1996 Florida Citrus Bowl
- 4 Five times

#### Yards

- 95 Steve Suter, Maryland, 2002 Peach Bowl
- 71 O.J. McDuffie, Penn State, 1992 Fiesta Bowl
- 69 Bobby Newcombe, Nebraska, 2000 Fiesta Bowl

#### Average (Min. 3 returns)

- 23.8 Steve Suter, Maryland, 2002 Peach Bowl
- 23.0 Bobby Newcombe, Nebraska, 2000 Fiesta Bowl
- 21.6 Derrick Hamilton, Clemson, 2004 Peach Bowl

#### Longest Return

- 79 Steve Suter, Maryland, 2002 Peach Bowl
- 63 Bob Smith, Maryland, 1974 Liberty Bowl
- 60 Bobby Newcombe, Nebraska, 2000 Fiesta Bowl

### KICKOFF RETURNS

#### Returns

- 8\* Todd Howard, Michigan, 2002 Florida Citrus Bowl
- 6 Dave Beazley, Northwestern, 1997 Florida Citrus Bowl
- 5 Tommy Neal, Maryland, 1983 Florida Citrus Bowl
- 5 J.C. Penny, Miami (Fla.), 1986 Sugar Bowl

#### Yards

- 181 Tommy Neal, Maryland, 1983 Florida Citrus Bowl
- 137 Dave Beazley, Northwestern, 1997 Florida Citrus Bowl
- 125 Todd Howard, Michigan, 2002 Florida Citrus Bowl

#### Average (Min. 2 returns)

- 36.2 Tommy Neal, Maryland, 1983 Florida Citrus Bowl
- 32.0 Thad McFadden, Wisconsin, 1981 Garden State Bowl
- 27.0 Bobby Peters, Baylor, 1957 Sugar Bowl
- 27.0 Ernie Jones, Indiana, 1988 Peach Bowl

#### Longest Return

- 80 Tommy Neal, Maryland, 1983 Florida Citrus Bowl
- 52 Bobby Peters, Baylor, 1957 Sugar Bowl
- 44 Thad McFadden, Wisconsin, 1981 Garden State Bowl

### INTERCEPTIONS

#### Interceptions

- 3 Louis Campbell, Arkansas, 1971 Liberty Bowl
- 2 Ed Fullerton, Maryland, 1952 Sugar Bowl
- 2 Arthur Beall, Baylor, 1957 Sugar Bowl
- 2 Marcus McKinnie, Purdue, 1979 Bluebonnet Bowl
- 2 Tom Campbell, Texas, 1969 Cotton Bowl
- 2 Reggie Givens, Penn State, 1992 Fiesta Bowl

#### Yards

- 54 Curome Cox, Maryland, 2002 Peach Bowl
- 49 Ed Fullerton, Maryland, 1952 Sugar Bowl
- 47 Rock Cartwright, Kansas State, 2001 Cotton Bowl

#### Longest Return

- 54 Curome Cox, Maryland, 2002 Peach Bowl
- 47 Rock Cartwright, Kansas State, 2001 Cotton Bowl
- 46 Ed Fullerton, Maryland, 1952 Sugar Bowl

### ALL-PURPOSE

#### Plays (Rushing, Receiving, All Returns)

- 36 Floyd Little, Syracuse, 1966 Gator Bowl
- 32 Ahman Green, Nebraska, 1998 Orange Bowl
- 29 Louis Carter, Maryland, 1974 Liberty Bowl

#### Yards (Rushing, Receiving, All Returns)

- 279 Floyd Little, Syracuse, 1966 Gator Bowl
- 246 Ernie Jones, Indiana, 1988 Peach Bowl
- 237 Ahman Green, Nebraska, 1998 Orange Bowl

#### Yards Per Play (Rushing, Receiving, All Returns)

##### (Min. 10 plays)

- 22.4 Ernie Jones, Indiana, 1988 Peach Bowl
- 20.3 Thad McFadden, Wisconsin, 1981 Garden State Bowl
- 16.7 Bobby Ingram, Penn State, 1994 Florida Citrus Bowl

### SCORING

#### Points

- 18 Scott Frost, Nebraska, 1998 Orange Bowl
- 14 Cotton Speyrer, Texas, 1969 Cotton Bowl
- 14 Barry Foster, Arkansas, 1990 Cotton Bowl

#### Points by Kicking

- 15 Jess Atkinson, Maryland, 1983 Florida Citrus Bowl
- 12 Nick Novak, Maryland, 2002 Peach Bowl
- 10 Jake McInerney, Virginia, 1991 Sugar Bowl

#### Touchdowns

- 3 Scott Frost, Nebraska, 1998 Orange Bowl
- 2 Many times

#### Point-After-Touchdowns Attempted

- 6 Craig Fayak, Penn State, 1992 Fiesta Bowl
- 6 Kris Brown, Nebraska, 1998 Orange Bowl
- 5 Jamie Rheem, Kansas State, 2001 Cotton Bowl



#### Point-After-Touchdowns Made

- 6 Craig Fayak, Penn State, 1992 Fiesta Bowl
- 6 Kris Brown, Nebraska, 1998 Orange Bowl
- 5 Jamie Rheem, Kansas State, 2001 Cotton Bowl

#### Field Goals Attempted

- 6# Jess Atkinson, Maryland, 1983 Florida Citrus Bowl
- 4 Jake McInerney, Virginia, 1991 Sugar Bowl
- 4 Aaron Hunt, Clemson, 2004 Peach Bowl

#### Field Goals Made

- 5# Jess Atkinson, Maryland, 1983 Florida Citrus Bowl
- 3 Jake McInerney, Virginia, 1991 Sugar Bowl
- 3 Nick Novak, Maryland, 2002 Peach Bowl

#### Longest Made Field Goal

- 52 Pete Stoyanovich, Indiana, 1988 Peach Bowl
- 48 Jess Atkinson, Maryland, 1983 Florida Citrus Bowl
- 44 Jake McInerney, Virginia, 1991 Sugar Bowl

#### TACKLES

##### Tackles

- 17 Eric Wilson, Maryland, 1983 Florida Citrus Bowl
- 16 Harry Walters, Maryland, 1974 Liberty Bowl
- 16 Randy White, Maryland, 1974 Liberty Bowl

##### Tackles for Loss

- 4 Matt Finkes, Ohio State, 1996 Florida Citrus Bowl
- 4 E.J. Henderson, Maryland, 2002 Peach Bowl
- 3 Three times

##### Sacks

- 2 Aaron Wills, Nebraska, 2000 Fiesta Bowl
- 2 Chris Johnson, Kansas State, 2001 Cotton Bowl
- 2 E.J. Henderson, Maryland, 2002 Peach Bowl

##### Passes Broken Up

- 4 Tom Campbell, Texas, 1969 Cotton Bowl
- 4 Matt VandenBoom, Wisconsin, 1981 Garden State Bowl

### ► Opponent Team Records

#### RUSHING

##### Attempts

- 78 Texas vs. Tennessee, 1953 Cotton Bowl
- 72 Arkansas vs. Tennessee, 1990 Cotton Bowl
- 68 Nebraska vs. Tennessee, 1998 Orange Bowl

##### Fewest Attempts

- 16 Oklahoma vs. Tennessee, 1939 Orange Bowl
- 24 Tulsa vs. Tennessee, 1965 Bluebonnet Bowl
- 24 Air Force vs. Tennessee, 1971 Sugar Bowl

##### Yards

- 409 Nebraska vs. Tennessee, 1998 Orange Bowl
- 361 Arkansas vs. Tennessee, 1990 Cotton Bowl
- 348 Syracuse vs. Tennessee, 1966 Gator Bowl

##### Fewest Yards

- 39 Tulsa vs. Tennessee, 1943 Sugar Bowl
- 12 Air Force vs. Tennessee, 1971 Sugar Bowl
- 25 Oklahoma vs. Tennessee, 1939 Orange Bowl

##### Yards Per Attempt

- 6.1 Syracuse vs. Tennessee, 1966 Gator Bowl
- 6.0 Nebraska vs. Tennessee, 1998 Orange Bowl
- 5.7 Nebraska vs. Tennessee, 2000 Fiesta Bowl

##### Fewest Yards Per Attempt

- 0.5 Air Force vs. Tennessee, 1971 Sugar Bowl
- 1.1 Miami (Fla.) vs. Tennessee, 1986 Sugar Bowl
- 1.5 Northwestern vs. Tennessee, 1997 Florida Citrus Bowl

##### Touchdowns

- 6 Nebraska vs. Tennessee, 1998 Orange Bowl
- 4 Maryland vs. Tennessee, 1984 Sun Bowl
- 3 Five times

#### PASSING

##### Attempts

- 51 Northwestern vs. Tennessee, 1997 Florida Citrus Bowl
- 47 Tulsa vs. Tennessee, 1965 Bluebonnet Bowl
- 47 Boston College vs. Tennessee, 1993 Hall of Fame Bowl

##### Fewest Attempts

- 4 Rice vs. Tennessee, 1947 Orange Bowl
- 7 Syracuse vs. Tennessee, 1966 Gator Bowl
- 8 Texas vs. Tennessee, 1953 Cotton Bowl
- 8 Texas A&M vs. Tennessee, 1957 Gator Bowl

##### Completions

- 27 Northwestern vs. Tennessee, 1997 Florida Citrus Bowl
- 23 Five times

##### Fewest Completions

- 0# Rice vs. Tennessee, 1947 Orange Bowl
- 2 Texas vs. Tennessee, 1953 Cotton Bowl
- 2 Syracuse vs. Tennessee, 1966 Gator Bowl

##### Interceptions

- 4 Tulsa vs. Tennessee, 1965 Bluebonnet Bowl
- 4 Air Force vs. Tennessee, 1971 Sugar Bowl
- 4 Miami (Fla.) vs. Tennessee, 1986 Sugar Bowl
- 4 Northwestern vs. Tennessee, 1997 Florida Citrus Bowl

##### Completion Percentage

- 75.0 Nebraska vs. Tennessee, 1998 Orange Bowl
- 73.1 Iowa vs. Tennessee, 1982 Peach Bowl
- 72.7 Texas Tech vs. Tennessee, 1973 Gator Bowl

##### Lowest Completion Percentage

- 0.0# Rice vs. Tennessee, 1947 Orange Bowl
- 25.0 Texas vs. Tennessee, 1953 Sugar Bowl (2 of 8)
- 27.3 Baylor vs. Tennessee, 1957 Sugar Bowl (3 of 11)

##### Yards

- 343 Michigan vs. Tennessee, 2002 Florida Citrus Bowl
- 304 Iowa vs. Tennessee, 1982 Peach Bowl
- 303 Purdue vs. Tennessee, 1979 Bluebonnet Bowl

##### Fewest Yards

- 0 Rice vs. Tennessee, 1947 Orange Bowl
- 16 Syracuse vs. Tennessee, 1966 Gator Bowl
- 24 Baylor vs. Tennessee, 1957 Sugar Bowl

##### Yards Per Attempt

- 16.7 Texas vs. Tennessee, 1969 Cotton Bowl
- 14.0 Texas Tech vs. Tennessee, 1973 Gator Bowl
- 11.7 Iowa vs. Tennessee, 1982 Peach Bowl

##### Fewest Yards Per Attempt

- 0.0 Rice vs. Tennessee, 1947 Orange Bowl
- 2.2 Baylor vs. Tennessee, 1957 Sugar Bowl
- 2.6 Oklahoma vs. Tennessee, 1939 Orange Bowl
- 3.0 Southern California vs. Tennessee, 1945 Rose Bowl

##### Touchdown Passes

- 4 Penn State vs. Tennessee, 1992 Fiesta Bowl
- 3 Purdue vs. Tennessee, 1979 Bluebonnet Bowl
- 3 Iowa vs. Tennessee, 1982 Peach Bowl

#### TOTAL OFFENSE

##### Plays (Rushing and Passing)

- 94 Arkansas vs. Tennessee, 1990 Cotton Bowl
- 92 Purdue vs. Tennessee, 1979 Bluebonnet Bowl
- 86 Texas vs. Tennessee, 1953 Cotton Bowl
- 86 Kansas State vs. Tennessee, 2001 Cotton Bowl

##### Fewest Plays (Rushing and Passing)

- 43 Oklahoma vs. Tennessee, 1939 Orange Bowl
- 48 Texas A&M vs. Tennessee, 1957 Gator Bowl
- 50 Boston College vs. Tennessee, 1941 Sugar Bowl

##### Yards (Rushing and Passing)

- 568 Arkansas vs. Tennessee, 1990 Cotton Bowl
- 534 Nebraska vs. Tennessee, 1998 Orange Bowl
- 513 Texas vs. Tennessee, 1969 Cotton Bowl

##### Fewest Yards (Rushing and Passing)

- 94 Oklahoma vs. Tennessee, 1939 Orange Bowl
- 129 Tulsa vs. Tennessee, 1943 Sugar Bowl
- 169 Texas A&M vs. Tennessee, 1957 Gator Bowl

##### Yards Per Play (Rushing and Passing)

- 6.9 Texas vs. Tennessee, 1969 Cotton Bowl
- 6.7 Nebraska vs. Tennessee, 1998 Orange Bowl
- 6.6 Nebraska vs. Tennessee, 2000 Fiesta Bowl

##### Fewest Yards Per Play (Rushing and Passing)

- 2.2 Oklahoma vs. Tennessee, 1939 Orange Bowl
- 3.2 Air Force vs. Tennessee, 1971 Sugar Bowl
- 3.5 Three times

#### PUNTING

##### Punts

- 14 Tulsa vs. Tennessee, 1943 Sugar Bowl
- 13 Oklahoma vs. Tennessee, 1939 Orange Bowl
- 13 Rice vs. Tennessee, 1947 Orange Bowl

##### Fewest Punts

- 0 Maryland vs. Tennessee, 1983 Florida Citrus Bowl
- 1 Virginia vs. Tennessee, 1991 Sugar Bowl
- 2 Syracuse vs. Tennessee, 1966 Gator Bowl

##### Average

- 50.3 Maryland vs. Tennessee, 2002 Peach Bowl
- 48.1 Ohio State vs. Tennessee, 1996 Florida Citrus Bowl
- 48.0 Virginia vs. Tennessee, 1991 Sugar Bowl

##### Lowest Average

- 29.3 Texas vs. Tennessee, 1951 Cotton Bowl
- 30.6 Indiana vs. Tennessee, 1988 Peach Bowl
- 31.6 Florida vs. Tennessee, 1969 Gator Bowl

#### PUNT RETURNS

##### Returns

- 7 Oklahoma vs. Tennessee, 1939 Orange Bowl
- 7 Southern California vs. Tennessee, 1940 Rose Bowl
- 6 Ohio State vs. Tennessee, 1996 Florida Citrus Bowl

##### Yards

- 95 Maryland vs. Tennessee, 2002 Peach Bowl
- 76 Maryland vs. Tennessee, 1974 Liberty Bowl
- 73 Penn State vs. Tennessee, 1992 Fiesta Bowl

##### Average (Min. 3 returns)

- 23.8 Maryland vs. Tennessee, 2002 Peach Bowl
- 18.0 Nebraska vs. Tennessee, 2000 Fiesta Bowl
- 16.8 Clemson vs. Tennessee, 2004 Peach Bowl

#### KICKOFF RETURNS

##### Returns

- 8 Michigan vs. Tennessee, 2002 Florida Citrus Bowl
- 7 Virginia Tech vs. Tennessee, 1994 Gator Bowl
- 6 Arkansas vs. Tennessee, 1990 Cotton Bowl
- 6 Northwestern vs. Tennessee, 1997 Florida Citrus Bowl

##### Yards

- 181 Maryland vs. Tennessee, 1983 Florida Citrus Bowl
- 137 Northwestern vs. Tennessee, 1997 Florida Citrus Bowl
- 125 Michigan vs. Tennessee, 2002 Florida Citrus Bowl

##### Average (Min. 3 returns)

- 36.2 Maryland vs. Tennessee, 1983 Florida Citrus Bowl
- 29.8 Wisconsin vs. Tennessee, 1981 Garden State Bowl
- 29.7 Penn State vs. Tennessee, 1992 Fiesta Bowl

#### INTERCEPTIONS

##### Interceptions

- 4 Rice vs. Tennessee, 1947 Orange Bowl
- 4 Maryland vs. Tennessee, 1952 Sugar Bowl
- 4 Baylor vs. Tennessee, 1957 Sugar Bowl

##### Yards

- 70 Maryland vs. Tennessee, 1952 Sugar Bowl
- 69 Florida State vs. Tennessee, 1999 Fiesta Bowl
- 62 Kansas State vs. Tennessee, 2001 Cotton Bowl

# Bowl Superlatives

## TURNOVERS

### Turnovers Lost

- 8 Air Force vs. Tennessee, 1971 Sugar Bowl
- 7 Tulsa vs. Tennessee, 1965 Bluebonnet Bowl
- 6 Miami (Fla.) vs. Tennessee, 1986 Sugar Bowl

### FUMBLES

#### Fumbles

- 7 Maryland vs. Tennessee, 1952 Sugar Bowl
- 7 Air Force vs. Tennessee, 1971 Sugar Bowl
- 5 Four times

#### Fumbles Lost

- 4 Air Force vs. Tennessee, 1971 Sugar Bowl
- 3 Six times

## PENALTIES

### Penalties

- 15 Miami (Fla.) vs. Tennessee, 1986 Sugar Bowl
- 12 Maryland vs. Tennessee, 1952 Sugar Bowl
- 12 Florida State vs. Tennessee, 1999 Fiesta Bowl

### Fewest Penalties

- 0 Air Force vs. Tennessee, 1971 Sugar Bowl
- 1 Tulsa vs. Tennessee, 1965 Bluebonnet Bowl
- 2 Three times

### Yards

- 120 Maryland vs. Tennessee, 1952 Sugar Bowl
- 120 Miami (Fla.) vs. Tennessee, 1986 Sugar Bowl
- 110 Florida State vs. Tennessee, 1999 Fiesta Bowl

### Fewest Yards

- 0 Air Force vs. Tennessee, 1971 Sugar Bowl
- 10 Oklahoma vs. Tennessee, 1968 Orange Bowl
- 10 Maryland vs. Tennessee, 2002 Peach Bowl

## FIRST DOWNS

### First Downs

- 31 Purdue vs. Tennessee, 1979 Bluebonnet Bowl
- 31 Arkansas vs. Tennessee, 1990 Cotton Bowl
- 30 Nebraska vs. Tennessee, 1998 Orange Bowl

### Fewest First Downs

- 8 Texas A&M vs. Tennessee, 1957 Gator Bowl
- 9 Rice vs. Tennessee, 1947 Orange Bowl
- 10 Tulsa vs. Tennessee, 1943 Sugar Bowl

### First Downs, Rushing

- 22 Nebraska vs. Tennessee, 1998 Orange Bowl
- 21 Arkansas vs. Tennessee, 1990 Cotton Bowl
- 19 Syracuse vs. Tennessee, 1966 Gator Bowl

### First Downs, Passing

- 14 Iowa vs. Tennessee, 1982 Peach Bowl
- 14 Boston College vs. Tennessee, 1993 Hall of Fame Bowl
- 13 Three times

### First Downs, Penalty

- 6# Clemson vs. Tennessee, 2004 Peach Bowl
- 5 Miami (Fla.) vs. Tennessee, 1986 Sugar Bowl
- 4 Arkansas vs. Tennessee, 1971 Liberty Bowl
- 4 Northwestern vs. Tennessee, 1997 Florida Citrus Bowl

## SCORING

### Points

- 42 Penn State vs. Tennessee (17), 1992 Fiesta Bowl
- 42 Nebraska vs. Tennessee (17), 1998 Orange Bowl
- 36 Texas vs. Tennessee (13), 1969 Cotton Bowl

### Fewest Points

- 0 Texas A&M vs. Tennessee (3), 1957 Gator Bowl
- 3 Maryland vs. Tennessee (7), 1974 Liberty Bowl
- 6 Tulsa vs. Tennessee (27), 1965 Liberty Bowl

### Points, Quarter

- 22 Maryland vs. Tennessee, 1984 Sun Bowl
- 21 Penn State vs. Tennessee, 1992 Fiesta Bowl
- 21 Iowa vs. Tennessee, 1982 Peach Bowl
- 21 Northwestern vs. Tennessee, 1997 Florida Citrus Bowl
- 21 Nebraska vs. Tennessee, 1998 Orange Bowl

### Points, Half

- 35 Penn State vs. Tennessee, 1992 Fiesta Bowl
- 28 Texas vs. Tennessee, 1969 Cotton Bowl
- 28 Maryland vs. Tennessee, 1984 Sun Bowl
- 28 Nebraska vs. Tennessee, 1998 Orange Bowl

### Touchdowns

- 6 Penn State vs. Tennessee, 1992 Fiesta Bowl
- 6 Nebraska vs. Tennessee, 1998 Orange Bowl
- 5 Texas vs. Tennessee, 1969 Cotton Bowl
- 5 Kansas State vs. Tennessee, 2001 Cotton Bowl

### Field Goals Attempted

- 6 Maryland vs. Tennessee, 1983 Florida Citrus Bowl
- 4 Virginia vs. Tennessee, 1991 Sugar Bowl
- 4 Clemson vs. Tennessee, 2004 Peach Bowl

### Field Goals Made

- 5# Maryland vs. Tennessee, 1983 Florida Citrus Bowl
- 3 Virginia vs. Tennessee, 1991 Sugar Bowl
- 3 Maryland vs. Tennessee, 2002 Peach Bowl

## ► Both Teams Records

## RUSHING

### Attempts

- 110 Tennessee (38) vs. Arkansas (72), 1990 Cotton Bowl
- 107 Tennessee (29) vs. Texas (78), 1953 Cotton Bowl
- 104 Tennessee (49) vs. Texas Tech (55), 1973 Gator Bowl

### Fewest Attempts

- 60 Tennessee (32) vs. Northwestern (28), 1997 Florida Citrus Bowl
- 60 Tennessee (26) vs. Clemson (34), 2004 Peach Bowl
- 66 Tennessee (42) vs. Air Force (24), 1971 Sugar Bowl

### Yards

- 681 Tennessee (320) vs. Arkansas (361), 1990 Cotton Bowl
- 537 Tennessee (128) vs. Nebraska (409), 1998 Orange Bowl
- 478 Tennessee (191) vs. Virginia (296), 1991 Sugar Bowl

### Fewest Yards

- 74 Tennessee (86) vs. Air Force (-12), 1971 Sugar Bowl
- 158 Tennessee (115) vs. Northwestern (43), 1997 Florida Citrus Bowl
- 169 Tennessee (208) vs. Tulsa (-39), 1943 Sugar Bowl

## PASSING

### Attempts

- 96 Tennessee (56) vs. Clemson (40), 2004 Peach Bowl
- 92 Tennessee (46) vs. Air Force (46), 1971 Sugar Bowl
- 90 Tennessee (39) vs. Northwestern (51), 1997 Florida Citrus Bowl

### Fewest Attempts

- 14 Tennessee (6) vs. Texas (8), 1953 Cotton Bowl
- 14 Tennessee (6) vs. Texas A&M (8), 1957 Gator Bowl
- 21 Tennessee (10) vs. Baylor (11), 1957 Sugar Bowl

### Completions

- 54 Tennessee (27) vs. Northwestern (27), 1997 Florida Citrus Bowl
- 53 Tennessee (31) vs. Clemson (22), 2004 Peach Bowl
- 48 Tennessee (27) vs. Michigan (21), 2002 Florida Citrus Bowl

### Fewest Completions

- 4 Tennessee (4) vs. Rice (0), 1947 Orange Bowl
- 4 Tennessee (1) vs. Baylor (3), 1957 Sugar Bowl
- 5 Tennessee (3) vs. Texas (2), 1953 Cotton Bowl

### Interceptions

- 6 Tennessee (4) vs. Rice (2), 1947 Orange Bowl
- 6 Tennessee (2) vs. Air Force (4), 1971 Sugar Bowl
- 6 Tennessee (3) vs. Arkansas (3), 1971 Liberty Bowl

## Yards

- 650 Tennessee (408) vs. Northwestern (242), 1997 Florida Citrus Bowl
- 646 Tennessee (406) vs. Michigan (240), 2002 Florida Citrus Bowl
- 630 Tennessee (384) vs. Clemson (246), 2004 Peach Bowl

### Fewest Yards

- 32 Tennessee (32) vs. Rice (0), 1947 Orange Bowl
- 40 Tennessee (16) vs. Baylor (24), 1957 Sugar Bowl
- 62 Tennessee (17) vs. Southern California (45), 1945 Rose Bowl

### Touchdown Passes

- 6 Tennessee (4) vs. Northwestern (2), 1997 Florida Citrus Bowl
- 5 Tennessee (1) vs. Penn State (4), 1992 Fiesta Bowl
- 5 Tennessee (3) vs. Boston College (2), 1993 Hall of Fame Bowl
- 5 Tennessee (3) vs. Michigan (2), 2002 Florida Citrus Bowl

## TOTAL OFFENSE

### Plays (Rushing and Passing)

- 169 Tennessee (77) vs. Purdue (92), 1979 Bluebonnet Bowl
- 161 Tennessee (85) vs. Wisconsin (76), 1981 Garden State Bowl
- 158 Tennessee (88) vs. Air Force (70), 1971 Sugar Bowl

### Fewest Plays (Rushing and Passing)

- 107# Tennessee (64) vs. Oklahoma (43), 1939 Orange Bowl
- 108 Tennessee (60) vs. Texas A&M (48), 1957 Gator Bowl
- 112 Tennessee (40) vs. Southern California (72), 1940 Rose Bowl

### Yards (Rushing and Passing)

- 1,038 Tennessee (470) vs. Arkansas (568), 1990 Cotton Bowl
- 921 Tennessee (495) vs. Virginia Tech (426), 1994 Gator Bowl
- 863 Tennessee (380) vs. Purdue (483), 1979 Bluebonnet Bowl

### Fewest Yards (Rushing and Passing)

- 333 Tennessee (32) vs. Texas (301), 1953 Cotton Bowl
- 345 Tennessee (137) vs. Rice (208), 1947 Orange Bowl
- 354 Tennessee (260) vs. Oklahoma (94), 1939 Orange Bowl

### Yards Per Play (Rushing and Passing)

- 6.7 Tennessee vs. Arkansas, 1990 Cotton Bowl
- 6.2 Tennessee vs. Nebraska, 1998 Orange Bowl
- 6.1 Tennessee vs. Virginia Tech, 1994 Gator Bowl

### Fewest Yards Per Play (Rushing and Passing)

- 2.8 Tennessee vs. Texas, 1953 Cotton Bowl
- 3.3 Tennessee vs. Oklahoma, 1939 Orange Bowl
- 3.3 Tennessee vs. Texas A&M, 1957 Gator Bowl

## PUNTING

### Punts

- 28# Tennessee (15) vs. Rice (13), 1947 Orange Bowl
- 25 Tennessee (12) vs. Oklahoma (13), 1939 Orange Bowl
- 19 Tennessee (11) vs. Southern California (8), 1940 Rose Bowl

### Fewest Punts

- 1 Tennessee (1) vs. Maryland (0), 1983 Florida Citrus Bowl
- 3 Tennessee (2) vs. Virginia (1), 1991 Sugar Bowl
- 5 Tennessee (3) vs. Syracuse (2), 1966 Gator Bowl

### Average

- 48.6 Tennessee vs. Maryland, 2002 Peach Bowl
- 47.0 Tennessee vs. Maryland, 1983 Florida Citrus Bowl
- 47.0 Tennessee vs. Nebraska, 1998 Orange Bowl

### Lowest Average

- 27.9 Tennessee vs. Florida, 1969 Gator Bowl
- 30.8 Tennessee vs. Texas, 1951 Cotton Bowl
- 31.1 Tennessee vs. Kansas State, 2001 Cotton Bowl

## PUNT RETURNS

### Returns

- 13 Tennessee (6) vs. Oklahoma (7), 1939 Orange Bowl
- 11 Tennessee (8) vs. Air Force (3), 1971 Sugar Bowl
- 11 Tennessee (6) vs. Penn State (5), 1992 Fiesta Bowl

### Yards

- 130 Tennessee (54) vs. Maryland (76), 1974 Liberty Bowl
- 122 Tennessee (49) vs. Penn State (73), 1992 Fiesta Bowl
- 107 Tennessee (89) vs. Virginia Tech (18), 1994 Gator Bowl

### Average

- 23.8 Tennessee vs. Maryland, 2002 Peach Bowl
- 21.7 Tennessee vs. Maryland, 1974 Liberty Bowl
- 21.4 Tennessee vs. Virginia Tech, 1994 Gator Bowl

## KICKOFF RETURNS

### Returns

- 11 Tennessee (5) vs. Arkansas (6), 1990 Cotton Bowl
- 11 Tennessee (6) vs. Virginia (5), 1991 Sugar Bowl
- 11 Tennessee (4) vs. Virginia Tech (7), 1994 Gator Bowl
- 11 Tennessee (3) vs. Michigan (8), 2002 Florida Citrus Bowl

### Yards

- 247 Tennessee (128) vs. Wisconsin (119), 1981 Garden State Bowl
- 247 Tennessee (66) vs. Maryland (181), 1983 Florida Citrus Bowl
- 234 Tennessee (126) vs. Virginia (108), 1991 Sugar Bowl

### Average

- 30.9 Tennessee vs. Wisconsin, 1981 Garden State Bowl
- 30.9 Tennessee vs. Maryland, 1983 Florida Citrus Bowl
- 25.1 Tennessee vs. Oklahoma, 1968 Orange Bowl

## INTERCEPTION RETURNS

### Interceptions

- 6 Tennessee (2) vs. Rice (4), 1947 Orange Bowl
- 6 Tennessee (4) vs. Air Force (2), 1971 Sugar Bowl
- 6 Tennessee (3) vs. Arkansas (3), 1971 Liberty Bowl

### Yards

- 143 Tennessee (74) vs. Florida State (69), 1999 Fiesta Bowl
- 140 Tennessee (78) vs. Kansas State (62), 2001 Cotton Bowl
- 116 Tennessee (104) vs. Arkansas (12), 1971 Liberty Bowl

## TURNOVERS

### Turnovers Lost

- 13 Tennessee (5) vs. Air Force (8), 1971 Sugar Bowl
- 10 Tennessee (6) vs. Maryland (4), 1952 Sugar Bowl
- 10 Tennessee (3) vs. Tulsa (7), 1965 Bluebonnet Bowl

## FUMBLES

### Fumbles

- 14 Tennessee (7) vs. Air Force (7), 1971 Sugar Bowl
- 10 Tennessee (5) vs. Texas (5), 1953 Cotton Bowl
- 9 Tennessee (2) vs. Maryland (7), 1952 Sugar Bowl
- 9 Tennessee (6) vs. Texas A&M (3), 1957 Gator Bowl

### Fumbles Lost

- 7 Tennessee (3) vs. Air Force (4), 1971 Sugar Bowl
- 6 Tennessee (3) vs. Texas (3), 1953 Cotton Bowl
- 5 Tennessee (2) vs. Maryland (3), 1952 Sugar Bowl
- 5 Tennessee (2) vs. Tulsa (3), 1965 Bluebonnet Bowl
- 5 Tennessee (2) vs. Maryland (3), 1974 Liberty Bowl

## PENALTIES

### Penalties

- 26 Tennessee (11) vs. Miami (Fla.) (15), 1986 Sugar Bowl
- 25 Tennessee (16) vs. Oklahoma (9), 1939 Orange Bowl
- 21 Tennessee (9) vs. Florida State (12), 1999 Fiesta Bowl

### Fewest Penalties

- 5 Tennessee (3) vs. Florida (2), 1969 Gator Bowl
- 6 Three times

## Yards

- 245 Tennessee (125) vs. Miami (Fla.) (120), 1986 Sugar Bowl
- 221 Tennessee (130) vs. Oklahoma (91), 1939 Orange Bowl
- 165 Tennessee (53) vs. Florida State (110), 1999 Fiesta Bowl

### Fewest Yards

- 37 Tennessee (27) vs. Oklahoma (10), 1968 Orange Bowl
- 37 Tennessee (5) vs. Maryland (32), 1983 Florida Citrus Bowl
- 56 Tennessee (36) vs. Arkansas (20), 1990 Cotton Bowl

## FIRST DOWNS

### First Downs

- 53 Tennessee (28) vs. Virginia (25), 1991 Sugar Bowl
- 53 Tennessee (28) vs. Clemson (25), 2004 Peach Bowl
- 51 Tennessee (29) vs. Northwestern (22), 1997 Florida Citrus Bowl

### Fewest First Downs

- 14 Tennessee (5) vs. Rice (9), 1947 Orange Bowl
- 21 Tennessee (15) vs. Oklahoma (6), 1939 Orange Bowl
- 22 Tennessee (14) vs. Texas A&M (8), 1957 Gator Bowl

### First Downs, Rushing

- 32 Tennessee (11) vs. Arkansas (21), 1990 Cotton Bowl
- 28 Tennessee (6) vs. Nebraska (22), 1998 Orange Bowl
- 27 Tennessee (12) vs. Virginia (15), 1991 Sugar Bowl

### First Downs, Passing

- 36 Tennessee (23) vs. Northwestern (13), 1997 Florida Citrus Bowl
- 30 Tennessee (20) vs. Clemson (10), 2004 Peach Bowl
- 29 Tennessee (18) vs. Michigan (11), 2002 Florida Citrus Bowl

### First Downs, Penalty

- 7 Tennessee (3) vs. Arkansas (4), 1971 Liberty Bowl
- 7 Tennessee (2) vs. Miami (Fla.) (5), 1986 Sugar Bowl
- 7 Tennessee (1) vs. Clemson (6), 2004 Peach Bowl

## SCORING

### Points

- 76 Tennessee (48) vs. Northwestern (28), 1997 Florida Citrus Bowl
- 68 Tennessee (45) vs. Virginia Tech (23), 1994 Gator Bowl
- 62 Tennessee (45) vs. Michigan (17), 2002 Florida Citrus Bowl

### Fewest Points

- 3 Tennessee (3) vs. Texas A&M (0), 1957 Gator Bowl
- 8 Tennessee (0) vs. Rice (8), 1947 Orange Bowl
- 10 Tennessee (7) vs. Maryland (3), 1974 Liberty Bowl

### Points, Quarter

- 31 Tennessee (24) vs. Air Force (7), 1971 Sugar Bowl
- 31 Tennessee (21) vs. Virginia Tech (10), 1994 Gator Bowl
- 31 Tennessee (10) vs. Northwestern (21), 1997 Florida Citrus Bowl

### Points, Half

- 52 Tennessee (31) vs. Northwestern (21), 1997 Florida Citrus Bowl
- 45 Tennessee (35) vs. Virginia Tech (10), 1994 Gator Bowl
- 42 Tennessee (7) vs. Penn State (35), 1992 Fiesta Bowl
- 42 Tennessee (14) vs. Nebraska (28), 1998 Orange Bowl

### Touchdowns

- 9 Tennessee (6) vs. Virginia Tech (3), 1994 Gator Bowl
- 9 Tennessee (6) vs. Northwestern (3), 1997 Florida Citrus Bowl

### Field Goals Attempted

- 7 Tennessee (1) vs. Maryland (6), 1983 Florida Citrus Bowl
- 6 Tennessee (2) vs. Virginia (4), 1991 Sugar Bowl

## Field Goals Made

- 6 Tennessee (1) vs. Maryland (5), 1983 Florida Citrus Bowl
- 4 Tennessee (1) vs. Virginia (3), 1991 Sugar Bowl
- 4 Tennessee (1) vs. Maryland (3), 2002 Peach Bowl

\* NCAA record. # Tied NCAA record.



# Bowl Halls of Fame

## COTTON BOWL HALL OF FAME



### Lindsey Nelson


Nelson was the longtime Voice of the Cotton Bowl as he served as the play-by-play announcer for 26 of the annual New Year's Day games. His first broadcast was in 1951 on the NBC Radio Network. Nelson was inducted into the Cotton Bowl Hall of Fame in 2000.

## GATOR BOWL HALL OF FAME



### Doug Dickey


Coach Dickey appeared in four Gator Bowls, three as a coach and one as a player. He quarterbacked the University of Florida to a 14-13 victory over Tulsa in 1953 and led his first Tennessee team to an 18-12 victory over Syracuse in 1966. He also coached Tennessee in the 1969 Gator Bowl and Florida in the 1975 Gator Bowl. Dickey was inducted into the Gator Bowl Hall of Fame in 1994.



### James Stewart

The Morristown native was named the Most Outstanding Player as Tennessee took a 45-23 victory over Virginia Tech in the 1994 Gator Bowl. The Vol running back scored three touchdowns as he rushed for 85 yards on 22 attempts and also threw a 19-yard touchdown pass to Kendrick Jones. Stewart was inducted into the Gator Bowl Hall of Fame in 1998.

## PEACH BOWL HALL OF FAME



### Reggie White

In Tennessee's 28-22 1982 Peach Bowl loss to Iowa, White logged eight tackles, including one for loss, two sacks and a forced fumble. White holds Tennessee school records for career sacks (32), sacks in a season (15) and sacks in a single game (4 vs. The Citadel in 1983). He was inducted into the College Football Hall of Fame in 2002 and the Peach Bowl Hall of Fame in 2004.

## ORANGE BOWL HALL OF HONOR



### Gen. Robert R. Neyland

Neyland was included in the first Orange Bowl Classic Hall of Honor class in 1969. The legendary coach was instrumental in Tennessee's classic 1939 win over Oklahoma. Neyland also directed the Vols to the 1947 Classic against Rice University. He finished his career with a 173-31-12 (.829) record in 21 seasons at Tennessee.



### Bob Suffridge

Suffridge, a three-time All-America lineman, played in Tennessee's 17-0 victory over Oklahoma in the 1939 Orange Bowl. The Vol defense allowed only 94 yards of total offense while the offensive line paved the way for the Vol rushing attack that gained 197 yards. Suffridge was elected to the Orange Bowl Hall of Honor in 1982.



### George Cafego

Cafego played in Tennessee's 17-0 victory over Oklahoma in the 1939 Orange Bowl. The Tennessee running back set up the Vols' first score with a punt return to the Sooner 27-yard line and a 15-yard rushing gain. The Tennessee offense totaled 260 yards of offense behind the direction of Cafego. He was inducted into the Orange Bowl Hall of Honor in 1984.

## LEGENDS OF THE SUN BOWL



### Johnny Majors

Majors coached three teams to Sun Bowl berths including his 1984 Tennessee team. He also led Iowa State to the Sun Bowl in 1971 and Pittsburgh in 1975. He is only one of three coaches to appear in three Sun Bowl games. He was named a Legend of the Sun Bowl in 1995.

2004 VOLUNTEERS

# Bowl Results

## NEW YORK CHARITY GAME



DEC. 5, 1931

**TENNESSEE 13  
NEW YORK U. 0**

NEW YORK — It didn't count, at least according to NCAA statisticians, but Tennessee's first post-season bowl appearance came in the 1931 Charity Bowl game at Yankee Stadium.

The game was set up by New York City Mayor Jimmy Walker and was an intersectional clash between the Vols and the Violets of New York University. The Vols were 8-0-1 in 1931, with a 6-6 deadlock against Kentucky marring an otherwise perfect season.

It was Capt. Neyland's sixth year at the Vol helm and the Vols had compiled a 52-2-4 overall through the end of the 1931 season.

Herman Hickman's sensational defensive play earned him a spot on Grantland Rice's 1931 All-America team. Rice was so impressed with Hickman's performance that he named him to his All-America team on the basis of the Charity Bowl game alone.

Three future Vol College Football Hall of Fame members, Gene McEver, Beattie Feathers and Hickman, played in the contest. In addition, Capt. Neyland would also be inducted into the College Football Hall of Fame in 1956.

The Vols' second trip to New York was much better than their first. Seven years earlier, the Vols had lost to Army 41-0 at West Point.

Feathers and Deke Brackett had long touchdown runs and Hickman anchored the Vol defense as Tennessee defeated the Violets by a 13-0 count.

The game was one of a number of contests played during the Great Depression (mainly in 1931) to raise money for relief of the unemployed in response to the President's Committee on Mobilization of Relief Resources. In addition to the Charity Bowl, the Army-Navy games of 1930 and 1931 were played at Yankee Stadium. The NCAA does not recognize these games in the all-time bowl game records.

**TENNESSEE 0 13 0 0 — 13  
NEW YORK U. 0 0 0 0 — 0**

TENN — Feathers 65 run (McEver run)  
TENN — Brackett 75 punt return (Kick failed)

TEAM STATISTICS	TENN	NYU
First Downs	8	8
Rushes-Yards	42-109	46-77
Passing Yards	13	171
Passes (Att.-Comp.)	8-1	23-9
Total Offense	122	248
Total Offensive Plays	50	89
Fumbles-Lost	3-2	1-0
Penalties-Yards	1-5	10-90
Punts-Average	11-40	9-31

## 1939 ORANGE BOWL



JAN. 2, 1939

**TENNESSEE 17  
OKLAHOMA 0**

MIAMI — Tennessee and Oklahoma squared off in the 1939 Orange Bowl in a classic battle of speed against size. And, when it was over, Tennessee's speed and stamina had won out by a 17-0 count. Tennessee had come

into the game undefeated and No. 2 in the country and Oklahoma was riding a 14-game winning streak.

Tennessee scored first when a 15-yard penalty backed the Sooners to their 3-yard line. Vol tailback George Cafego returned the ensuing punt to the Sooner 27 and followed up the punt return with a key gain to the 12. Two plays later, Bob Foxx scored from the 8. The Vols scored a field goal after a Sooner fumble, a 22-yarder by Bowden Wyatt, and led 10-0 at the half.

Tennessee scored its final touchdown in the fourth quarter on a 19-yard run by Babe Wood on a reverse. The Vols polished off their eighth shutout of the season by stopping the Sooners the rest of the way and finished undefeated in 11 games.

It was a penalty-plagued game as tempers flared throughout the contest and more than 200 yards were assessed against the teams.

**TENNESSEE 7 3 0 7 — 17  
OKLAHOMA 0 0 0 0 — 0**

TENN — Foxx 8 run (Wyatt run)  
TENN — Wyatt 32 FG  
TENN — Wood 19 run (Foxx kick)

TEAM STATISTICS	TENN	OKLA
First Downs	15	6
Rushing Yards	51-197	16-25
Passing Yards	63	69
Passes (Att.-Comp.-Int.)	13-4-0	27-10-1
Total Offensive Plays	64	43
Total Offensive Yards	260	94
Fumbles-Lost	2-1	4-3
Penalties-Yards	16-130	9-90
Punts-Average	12-36	13-40

TENNESSEE						
RUSHING	Att	Gain	Lost	Net	TD	Lg
Coffman	12	64	8	56	1	24
Cafego	13	58	13	45	0	19
PASSING	Att	Comp	Int	Yds	TD	Lg
Wood	5	2	0	40	0	23
RECEIVING	No	Yds	TD	Lg		
Cifers	1	23	0	23		

OKLAHOMA						
RUSHING	Att	Gain	Lost	Net	TD	Lg
McCullough	9	20	11	9	0	7
PASSING	Att	Comp	Int	Yds	TD	Lg
McCullough	19	7	1	37	0	22
RECEIVING	No	Yds	TD	Lg		
Clark	3	30	0	23		

## 1940 ROSE BOWL



JAN. 1, 1940

**SOUTHERN CAL 14  
TENNESSEE 0**

PASADENA — The Vols were 10-0 in the 1939 season and did not give up a point, heading by train to Pasadena for the 1940 Rose Bowl undefeated in 23 games and unscored upon in 15, but both streaks came to a halt against

Southern California.

It marked the first of two Vol appearances in the Rose Bowl in the decade of the 1940s, both against Southern Cal.

Playing without star tailback George Cafego, the victim of a knee injury against The Citadel earlier in the year, the Vols fumbled away a golden opportunity in the fourth period and fell 14-0.

Southern Cal racked up 229 yards rushing, scored in the second and fourth quarter and ran nearly double the plays from scrimmage to take the 14-0 triumph.

The 1939 Tennessee team was the last to hold a full season of opponents scoreless, with future College Football Hall of Famers George Cafego, Bob Suffridge and Ed Molinski leading the way. Major Bob Neyland was also named to the College Hall.

**TENNESSEE 0 0 0 0 — 0  
USC 0 7 0 0 7 — 14**

USC — Schindler 1 run (J. Jones kick)  
USC — Krueger 2 pass from Schindler (Gaspar kick)

TEAM STATISTICS	TENN	USC
First Downs	9	18
Rushes-Yards	28-71	58-229
Passing Yards	70	43
Passes (Att.-Comp.-Int.)	12-6-1	14-7-1
Total Offensive Plays	37	72
Total Offensive Yards	141	272
Fumbles-Lost	1-1	1-0
Penalties-Yards	2-25	6-40
Punts-Average	11-39.2	8-40.1

TENNESSEE						
RUSHING	Att	Gain	Lost	Net	TD	Lg
Butler	5	47	7	40	0	16
Cafego	7	10	9	1	0	5
PASSING	Att	Comp	Int	Yds	TD	Lg
Butler	10	5	1	46	0	19
RECEIVING	No	Yds	TD	Lg		
Cifers	3	42	0	28		

SOUTHERN CALIFORNIA						
RUSHING	Att	Gain	Lost	Net	TD	Lg
Schindler	19	75	0	75	1	8
Lansdell	16	88	20	68	0	11
PASSING	Att	Comp	Int	Yds	TD	Lg
Schindler	5	4	0	25	1	11
RECEIVING	No	Yds	TD	Lg		
Banta	3	17	0	7		

### VOL BOWL FACTS:

Tennessee has made 44 bowl appearances which ranks second all-time nationally. The Vols' 23 post-season victories ranks third. Only Alabama (51) has played in more bowl games, while the Crimson Tide (29) and Southern California (26) have more bowl victories.

# Bowl Results

## 1941 SUGAR BOWL



JAN. 1, 1941  
**BOSTON COLLEGE 19**  
**TENNESSEE 13**

NEW ORLEANS — Boston College and Tennessee met in the 1941 Sugar Bowl in a game that had all the earmarks of a David and Goliath story. Before a record crowd at Tulane Stadium, the underdog Boston College team had pulled off the upset and, to make matters worse, did it with a play taken directly from the Vols' playbook.

Tennessee scored first on a 4-yard run by Van Thompson and the conversion by Bob Foxx, but lost the ball on downs at the BC 11 and lost an interception at the BC 15. The half ended 7-0.

Boston College tied the score in the third period, blocking a Tennessee punt and scoring quickly. It had been seven years since a Vol punt was blocked. The Vols went back ahead as Buist Warren scored from the 2 and Tennessee led 13-7.

Boston College answered immediately as Mike Holovak scored from the 1 after a 70-yard drive. The point failed and it was 13-13 entering the final canto. With six minutes left, the Eagles disdained the ground game and three passes moved the ball to the Vol 24. Eagle tailback Charlie O'Rourke then ran left, raised his arm as if to pass and sprinted 24 yards for the touchdown. Eagle Coach Frank Leahy said after the game he had seen the play in a Vol film and added it to his playbook.

Tennessee saw two scoring chances in the fourth quarter go by the boards, as Foxx missed a field goal and the Vols lost a fumble at the BC 38.

TENNESSEE 7 0 6 0 — 13  
 BOSTON COLLEGE 0 0 13 6 — 19

TENN — Thompson 4 run (Foxx kick)  
 BC — Connolly 12 run (Maznicki kick)  
 TENN — Warren 2 run (Run failed)  
 BC — Holovak 1 run (Kick failed)  
 BC — O'Rourke 24 run (Kick failed)

TEAM STATISTICS		TENN	BC
First Downs		13	11
Rushes-Yards		48-124	36-142
Passing Yards		121	106
Passes (Att.-Comp.-Int.)		22-9-2	14-6-3
Total Offensive Plays		70	49
Total Offensive Yards		245	248
Fumbles-Lost		1-1	1-1
Penalties-Yards		4-36	3-25
Punts-Average		7-36	6-35

TENNESSEE						
RUSHING	Att	Gain	Lost	Net	TD	Lg
Foxx	7	41	2	39	0	17
Thompson	11	40	7	33	1	11
PASSING	Att	Comp	Int	Yds	TD	Lg
Thompson	9	4	1	42	0	13
RECEIVING	No	Yds	TD	Lg		
Coleman	3	49	0	29		

BOSTON COLLEGE						
RUSHING	Att	Gain	Lost	Net	TD	Lg
O'Rourke	7	52	13	39	1	24
PASSING	Att	Comp	Int	Yds	TD	Lg
O'Rourke	11	5	2	85	0	26
RECEIVING	No	Yds	TD	Lg		
Zabalski	2	39	0	20		

## 1943 SUGAR BOWL



JAN. 1, 1943  
**TENNESSEE 14**  
**TULSA 7**

NEW ORLEANS — Tennessee made its second trip to the Sugar Bowl in three years to play Henry Frank's pass-minded Tulsa Hurricane.

Despite a passing show by the Hurricanes' Glenn Dobbs, the Vols escaped with a 14-7 win. Tulsa scored first, but the Vols dominated the game from that point on to take the victory, racking up 208 yards rushing and holding Tulsa to minus-39 yards rushing. Bill Gold and Clyde "Ig" Fuson scored touchdowns and Denver Crawford blocked a punt for a safety as the Vols squared their bowl record at 2-2.

TENNESSEE 0 6 2 6 — 14  
 TULSA 0 7 0 0 — 7

TULSA — Purdin 9 pass from Dobbs (LaForce kick)  
 TENN — Gold 3 run (Kick failed)  
 TENN — Safety, Crawford blocks punt out of endzone  
 TENN — Fuson 1 run (Kick failed)

TEAM STATISTICS	TENN	TULSA
First Downs	14	10
Rushing Yards	208	(-39)
Passing Yards	88	168
Passes (Att.-Comp.-Int.)	17-7-0	27-17-2
Total Offensive Yards	296	129
Fumbles-Lost	2-2	1-0
Penalty Yards	100	44
Punting Average	41	43

## 1945 ROSE BOWL



JAN. 1, 1945  
**SOUTHERN CAL 25**  
**TENNESSEE 0**

PASADENA — Tennessee finished 7-0-1 in 1944, but met its match against Southern California in the 1945 Rose Bowl, the second contest between the cross-country rivals in Pasadena in five seasons.

Tennessee had not fielded a team in 1943 and, given the green light by the conference to do so in 1944, put together an eight-game schedule that assembled talent available.

The Vols got good efforts from the 1944 team, but a lack of depth at key positions cost the Vols against the powerful USC team. Despite the loss, Tennessee coach John Barnhill was named SEC Coach of the Year.

TENNESSEE 0 0 0 0 — 0  
 USC 6 6 0 13 — 25

USC — Callahan 11 run on blocked punt (Kick failed)  
 USC — Salata 19 pass from Hardy (Kick failed)  
 USC — Hardy 9 run (West kick)  
 USC — MacLachan 7 run (Kick failed)

TEAM STATISTICS	TENN	USC
First Downs	8	15
Rushing Yards	152	162
Passing Yards	17	45
Passes (Att.-Comp.-Int.)	14-3-1	15-5-0
Total Offensive Yards	169	207
Fumbles Lost	1	1
Penalty Yards	35	25
Punting Average	32.2	32.6



**1945 ROSE BOWL**—Tennessee and Southern California have been pitted twice against each other in Rose Bowl contests. This photo was made at the 1945 game won by the Trojans 25-0.

## 1947 ORANGE BOWL



JAN. 1, 1947

### RICE 8 TENNESSEE 0

MIAMI — Rice scored a touchdown and a safety in the first quarter and played defense and the kicking game in the best Tennessee tradition to defeat Bob Neyland's Volunteers 8-0 in the 1947 Orange Bowl.

Rice blocked two Vol punts in the first quarter, the second of which led to a safety and, combined with a touchdown drive of 83 yards, it was enough to win. The touchdown came on a lateral from Buddy Russ to Huey Kenney after Russ had run 25 yards to the Vol 25. Kenney took it in and Rice led.

Rice coach Jess Neely was then content to put the game in the hands of his defense, which held the Vols to five first downs and 137 yards.

The Vols had one big shot early in the second half, recovering a fumble at the Rice 18. But Rice intercepted a fourth-down pass and was in control from that point.

TENNESSEE 0 0 0 0 — 0  
RICE 8 0 0 0 — 8

RICE — Safety, Murphy blocks punt out of end zone  
RICE — Kenney 25 run on lateral from Russ (Kick blocked)

TEAM STATISTICS	TENN	RICE
First Downs	5	9
Rushing Yards	105	208
Passing Yards	32	0
Passes (Att.-Comp.-Int.)	19-4-4	4-0-2
Total Offensive Yards	137	208
Fumbles-Lost	2-0	4-3
Penalties-Yards	6-67	4-40
Punts-Average	15-38	13-44

## 1951 COTTON BOWL



JAN. 1, 1951

### TENNESSEE 20 TEXAS 14

DALLAS — Tennessee's once-defeated Volunteers dominated the second half and defeated Texas 20-14 in the 1951 Cotton Bowl. The Vols scored first, on a 5-yard pass from Herky Payne to

John Gruble, a play set up by a now-historic 75-yard run by Hank Lauricella, on which he reversed his field three times and slowed only to allow his blockers to catch up.

The Longhorns rallied to take a 14-7 halftime lead, parlaying a blocked kick into one score and a pass into another. The Vols closed to one point early in the fourth quarter, when fullback Andy Kozar bulled in from the 5. Later in the quarter, Jim Hill intercepted a Longhorn pass and the Vols were goalward again.

The teams exchanged fumbles on two consecutive plays and the Vols took the Texas turnover in for the winning score. Kozar got 6, Lauricella hit Rechichar for 23 and ran for 11. Finally, Kozar scored his second touchdown and the Vols held off a late Texas charge to win 20-14.

TENNESSEE 7 0 0 13 — 20  
TEXAS 0 14 0 0 — 14

TENN — Gruble 5 pass from Payne (Shires kick)  
TEXAS — Townsend 5 run (Tompkins kick)

TEXAS — Dawson 35 pass from Tompkins (Tompkins kick)  
TENN — Kozar 5 run (Kick failed)  
TENN — Kozar 1 run (Shires kick)

TEAM STATISTICS	TENN	TEXAS
First Downs	18	12
Rushes-Yards	55-295	43-146
Passing Yards	45	97
Passes (Att.-Comp.-Int.)	8-3-2	14-5-1
Total Offensive Plays	63	57
Total Offensive Yards	340	243
Fumbles-Lost	4-1	1-1
Penalties-Yards	4-35	5-55
Punts-Average	6-32.8	7-29.3

TENNESSEE						
RUSHING	Att	Gain	Lost	Net	TD	Lg
Lauricella	16	154	23	131	0	75
Kozar	20	94	2	92	2	-
PASSING	Att	Comp	Int	Yds	TD	Lg
Lauricell	6	1	2	23	0	23
RECEIVING	No	Yds	TD	Lg		
Rechichar	1	23	0	23		

TEXAS						
RUSHING	Att	Gain	Lost	Net	TD	Lg
Townsend	23	107	2	105	1	-
PASSING	Att	Comp	Int	Yds	TD	Lg
Thompkins	14	5	1	97	1	-
RECEIVING	No	Yds	TD	Lg		
Stolhandske	3	32	0	-		

## 1952 SUGAR BOWL



JAN. 1, 1952

### MARYLAND 28 TENNESSEE 13

NEW ORLEANS — Tennessee went to New Orleans undefeated and the 1951 national champions. But the Vols fell victim to an undefeated Maryland team that scored 21 points in 16 minutes and never looked back. The

final was 28-13.

Maryland uncorked a strong running game to lead 21-6 at the half and used a timely interception return for a touchdown to keep the Vols at bay.

Tennessee showed only flashes of the power that had been its trademark during the regular season. Vol tailback Herky Payne led two touchdown drives, but otherwise, the Maryland defense stopped the Vol attack, using an eight-man line.

It was Robert R. Neyland's last bowl game as the Volunteers head coach.

TENNESSEE 0 6 0 7 — 13  
MARYLAND 7 14 7 0 — 28

UM — Fullerton 2 run (Decker kick)  
UM — Shemonski 6 pass from Fullerton (Decker kick)  
UM — Scarbath 1 run (Decker kick)  
TENN — Rechichar 4 pass from Payne (Kick failed)  
UM — Fullerton 46 interception return (Decker kick)  
TENN — Payne 2 run (Rechichar kick)

### VOL BOWL FACTS:

The Vols have appeared in 14 straight bowl games. They are the Cotton ('90, 2001), Sugar ('91), Hall of Fame ('93), Gator ('94), Citrus ('94, '96 '97 & 2002), Orange ('98), Fiesta ('92, '99 & 2000) and Peach ('02).

TEAM STATISTICS	TENN	MD
First Downs	12	18
Rushes-Yards	35-81	64-289
Passing Yards	75	63
Passes (Att.-Comp.-Int.)	19-9-4	13-7-1
Total Offensive Plays	54	77
Total Offensive Yards	156	352
Fumbles-Lost	2-2	7-3
Penalties-Yards	2-20	12-120
Punts-Average	7-43.0	8-38.8

TENNESSEE						
RUSHING	Att	Gain	Lost	Net	TD	Lg
Payne	11	54	0	54	1	-
Kozar	9	29	0	29	0	-
PASSING	Att	Comp	Int	Yds	TD	Lg
Payne	14	7	1	61	1	-
RECEIVING	No	Yds	TD	Lg		
Rechichar	3	27	1	13		

MARYLAND						
RUSHING	Att	Gain	Lost	Net	TD	Lg
Modzelewski	28	153	0	153	0	-
PASSING	Att	Comp	Int	Yds	TD	Lg
Scarbath	9	6	0	57	0	-
RECEIVING	No	Yds	TD	Lg		
Shemonski	3	19	1	-		

## 1953 COTTON BOWL



JAN. 1, 1953

### TEXAS 16 TENNESSEE 0

DALLAS — Texas avenged the defeat to Tennessee in the 1951 Cotton Bowl, dominating the Vols 16-0. Tennessee could only make six first downs and was held to minus 14 yards rushing.

Texas, on the other hand, rolled up 269 yards rushing and more than 300 yards total offense.

TENNESSEE 0 0 0 0 — 0  
TEXAS 2 7 0 7 — 16

TEXAS — Safety, Griffith tackled in end zone  
TEXAS — Dawson 3 run (Dawson kick)  
TEXAS — Quinn 1 run (Dawson kick)

TEAM STATISTICS	TENN	TEXAS
First Downs	6	20
Rushes-Yards	29-(-14)	78-269
Passing Yards	46	32
Passes (Att.-Comp.-Int.)	6-3-0	8-2-1
Total Offensive Plays	35	86
Total Offensive Yards	32	301
Fumbles-Lost	5-3	5-3
Penalties-Yards	3-30	5-55
Punts-Average	7-40.9	5-35.4

TENNESSEE						
RUSHING	Att	Gain	Lost	Net	TD	Lg
Schwanger	5	25	3	22	0	-
PASSING	Att	Comp	Int	Yds	TD	Lg
Shires	4	2	0	23	0	-
RECEIVING	No	Yds	TD	Lg		
Morgan	2	23	0	-		

TEXAS						
RUSHING	Att	Gain	Lost	Net	TD	Lg
Ochoa	26	108	0	108	0	-
PASSING	Att	Comp	Int	Yds	TD	Lg
Jones	5	2	1	32	0	-
RECEIVING	No	Yds	TD	Lg		
Quinn	1	23	0	23		

# Bowl Results



**1951 COTTON BOWL**—Fullback Andy Kozar scored two fourth quarter touchdowns as Tennessee rallied to defeat Texas 20-14 in Dallas. The Vol win set the stage for the 1951 national championship the following season.

## 1957 SUGAR BOWL



JAN. 1, 1957

### BAYLOR 13 TENNESSEE 7

NEW ORLEANS — No. 11-rated Baylor beat Tennessee at its own game in the 1957 Sugar Bowl, turning four interceptions and a key fumble recovery into a 13-7 win over the previously undefeated and

No. 2-ranked Volunteers.

Baylor scored first on a pass from Bobby Jones to Jerry Marcontell covering 12 yards. The touchdown drive had been keyed by Shofner's 54-yard run after a Johnny Majors quick-kick. Tennessee had two drives snuffed by interceptions in the first half and trailed 6-0 at intermission.

The Vols scored early in the third quarter as Majors and fullback Tommy Bronson led the charge downfield and Baylor contributed a key piling-on penalty. Majors scored from the 1 and Sammy Burklow's conversion gave the Vols a 7-6 lead. The Vols held that lead into the fourth quarter when Majors was hit on a punt return and fumbled at the Vol 15. Baylor recovered and moved in for the winning score.

The Vols had two last chances to score, but two Baylor interceptions and a sack of Vol tailback Bobby Gordon erased the Vols' last scoring opportunities.

TENNESSEE	0	0	7	0-7
BAYLOR	0	6	0	7-13

BAYLOR — Marcontell 12 pass from Jones (Kick failed)

TENN — Majors 1 run (Burklow kick)


BAYLOR — Humphrey 1 run (Berry kick)

TEAM STATISTICS		TENN	BAYLOR
First Downs		11	14
Rushes-Yards		39-146	64-275
Passing Yards		16	24
Passes (Att.-Comp.-Int.)		10-1-4	11-3-0
Total Offensive Plays		49	75
Total Offense		162	299
Fumbles-Lost		1-1	2-0
Penalties-Yards		5-55	6-60
Punts-Average		5-41.6	8-32.6

TENNESSEE						
RUSHING	Att	Gain	Lost	Net	TD	Lg
Majors	15	59	8	51	1	-
Bronson	8	56	0	56	0	-
PASSING	Att	Comp	Int	Yds	TD	Lg
Majors	7	1	2	16	0	-
RECEIVING	No	Yds	TD	Lg		
Urbano	1	16	0	16		

BAYLOR						
RUSHING	Att	Gain	Lost	Net	TD	Lg
Shofner	14	98	10	88	0	-
PASSING	Att	Comp	Int	Yds	TD	Lg
Jones	4	2	0	19	1	12
RECEIVING	No	Yds	TD	Lg		
Marcontell	3	24	1	12		

## 1957 GATOR BOWL



DEC. 28, 1957

### TENNESSEE 3 TEXAS A&M 0

JACKSONVILLE — In Paul "Bear" Bryant's last game as Aggie head coach, Tennessee used a fourth quarter field goal by placekicker Sammy Burklow and a stubborn defense to hand the Aggies a 3-0 defeat on a wet and muddy Gator Bowl field. It was the lowest-scoring game in the history of the Gator Bowl and was played before a Gator Bowl-record crowd of 43,709.

The field goal was the first of Burklow's career and came from 17 yards out with 5:30 left to play in the game. It was a day for the defenses to shine as action was confined between the 35-yard lines.

The game was marked by the now-famous collision between Vol tailback Bobby Gordon and Aggie Heisman Trophy winner John David Crow on the Vols' march to the winning score. Both players recovered to continue play, with Gordon holding for Burklow's game-winning field goal.

TENNESSEE	0	0	0	3-3
TEXAS A&M	0	0	0	0-0

TENN — Burklow 17 FG

TEAM STATISTICS		TENN	A&M
First Downs		14	8
Rushes-Yards		54-135	40-142
Passing Yards		56	27
Passes (Att.-Comp.-Int.)		6-4-0	8-3-0
Total Offensive Plays		60	48
Total Offense		191	169
Fumbles-Lost		2	1
Penalties-Yards		3-30	3-35
Punts-Average		8-36.0	7-38.0

TENNESSEE						
RUSHING	Att	Gain	Lost	Net	TD	Lg
Gordon	32	83	23	60	0	18
PASSING	Att	Comp	Int	Yds	TD	Lg
Gordon	6	4	0	56	0	19
RECEIVING	No	Yds	TD	Lg		
Darty	2	26	0	17		

TEXAS A&M						
RUSHING	Att	Gain	Lost	Net	TD	Lg
Crow	14	56	10	46	0	13
PASSING	Att	Comp	Int	Yds	TD	Lg
Osborne	4	2	0	16	0	11
RECEIVING	No	Yds	TD	Lg		
Smith	1	11	0	11		
Tracy	1	11	0	11		

## VOL BOWL FACTS:

Tennessee's record of 23-20 in bowl games ranks the Vols third all-time in bowl victories. The Vols have winning records in seven of the bowls.

BOWL GAMES	RECORD
Bluebonnet (1965-72-79)	2-1
Florida Citrus (1983-94-96-97-2002)	4-1
Garden State (1981)	1-0
Gator (1957-66-69-73-94)	3-2
Hall of Fame (1993)	1-0
Liberty (1972-74-86)	3-0
Sugar (1941-43-52-57-71-86-91)	4-3

**1965 BLUEBONNET BOWL**



DEC. 18, 1965

**TENNESSEE 27  
TULSA 6**

HOUSTON — Tennessee made its first bowl appearance since the Gator Bowl victory over Texas A & M in 1957 and made it a successful return by taking the measure of the Tulsa Hurricanes 27-6 in a swampy Rice Stadium.

The game was played in the wettest weather that ever confronted a Tennessee team, a steady downpour that did not cease until long after the game was over.

The Vols took care of business quickly, moving to a 20-6 halftime lead by taking advantage of Tulsa turnovers and some brilliant work on the kicking game. Tulsa fumbles led to the Vol touchdowns by Hal Wantland and Dewey Warren and Jerry Smith's 45-yard punt return led to the third, another score by Warren. Glenn Gray's pass interception led to the final Vol score, an 11-yard burst by fullback Stan Mitchell.

Tulsa gained 250 yards through the air despite the wet conditions, but three fumbles and four Vol interceptions turned the game Tennessee's way.

TENNESSEE	6	14	7	0 — 27
TULSA	6	0	0	0 — 6

- TENN — Wantland 4 pass from Warren (Kick failed)
- TULSA — McDermott 1 run (Kick failed)
- TENN — Warren 1 run (Leake kick)
- TENN — Warren 1 run (Leake kick)
- TENN — Mitchell 11 run (Leake kick)

TEAM STATISTICS		TENN	TULSA
First Downs		11	16
Rushes-Yards		49-181	24-73
Passing Yards		37	250
Passes (Att.-Comp.-Int.)		7-3-1	47-23-4
Total Offensive Plays		56	71
Total Offensive Yards		218	323
Fumbles-Lost		4-2	3-3
Penalties-Yards		8-80	1-15
Punts-Average		6-42.8	5-35.0

TENNESSEE						
RUSHING	Att	Gain	Lost	Net	TD	Lg
Warren	18	46	7	39	2	14
Mitchell	7	49	0	49	1	18
PASSING	Att	Comp	Int	Yds	TD	Lg
Warren	7	3	1	37	1	20
RECEIVING	No	Yds	TD	Lg		
Wantland	2	24	1	20		

TULSA						
RUSHING	Att	Gain	Lost	Net	TD	Lg
Lakusiak	9	21	3	18	0	5
McDermott	7	37	0	37	1	16
PASSING	Att	Comp	Int	Yds	TD	Lg
Anderson	47	23	4	250	0	38
RECEIVING	No	Yds	TD	Lg		
Twilley	8	78	0	13		
McDermott	7	74	0	14		

**1966 GATOR BOWL**



DEC. 31, 1966

**TENNESSEE 18  
SYRACUSE 12**

JACKSONVILLE — Tennessee won its second consecutive bowl game under the tutelage of Doug Dickey, defeating Syracuse 18-12 in a game in which each team dominated one half.

Despite an early fumble that gave Syracuse favorable field position, the Vols got field goals from Gary Wright in the first and second quarters to lead 6-0. Another field goal appeared to be in the offing in the second period at the Syracuse 24, but the Vols caught Syracuse by surprise and quarterback Dewey Warren hit tight end Austin Denney instead for the touchdown and a 12-0 lead. Bill Young's interception led to the third Vol score, which came on a 2-yard strike from Warren to flanker Richmond Flowers.

Syracuse, led by the running of future pro stars Floyd Little and Larry Csonka, scored on their first possession of the second half. They lost the ball on downs at the Vol 3 later in the period and scored their final touchdown with 46 seconds left.

TENNESSEE	3	15	0	0 — 18
SYRACUSE	0	0	6	6 — 12

- TENN — Wright 36 FG
- TENN — Wright 38 FG
- TENN — Denney 24 pass from Warren (Pass failed)
- TENN — Flowers 2 pass from Warren (Kick failed)
- SYR — Csonka 8 run (Kick failed)
- SYR — Little 3 run (Run failed)

TEAM STATISTICS		TENN	SYR
First Downs		14	20
Rushes-Yards		29-85	57-348
Passing Yards		244	16
Passes (Att.-Comp.-Int.)		29-17-1	7-2-3
Total Offensive Plays		58	64
Total Offensive Yards		329	364
Fumbles-Lost		2-2	3-1
Penalties-Yards		4-44	7-79
Punts-Average		3-43.0	2-39.5

TENNESSEE						
RUSHING	Att	Gain	Lost	Net	TD	Lg
Chadwick	12	50	3	47	0	9
PASSING	Att	Comp	Int	Yds	TD	Lg
Warren	29	17	1	244	2	42
RECEIVING	No	Yds	TD	Lg		
Mills	8	86	0	12		
Flowers	5	80	1	37		

SYRACUSE						
RUSHING	Att	Gain	Lost	Net	TD	Lg
Little	29	219	3	216	1	15
Csonka	18	114	0	114	1	16
PASSING	Att	Comp	Int	Yds	TD	Lg
Cassata	7	2	3	16	0	8
RECEIVING	No	Yds	TD	Lg		
Little	2	16	0	16		

**1968 ORANGE BOWL**



JAN. 1, 1968

**OKLAHOMA 26  
TENNESSEE 24**

MIAMI — A night football game, this time at Miami's Orange Bowl, became the Vols' undoing for the second time in the 1967 season. The Vols closed the 1967 season the way they opened it, with a loss under the lights. While UCLA was the culprit in the opener, Oklahoma edged the Vols in the season finale.

The Vols fell behind 19-0 in the first half and saw their first series of the second half stopped at the Oklahoma 14. But, on the ensuing series, Jimmy Glover returned a pass interception 36 yards for a touchdown and the Vols were back in the game. With 5:07 left in the third quarter, Charley Fulton scored and it was 19-14 as the fourth quarter began.

The Vols closed to 19-17, before giving up an interception that the Sooners returned for a touchdown. Warren brought the Vols back once again, capping a 77-yard drive with a 1-yard sneak and it was 26-24.

The Vols took possession at the Oklahoma 43 when Steve Owens was stopped short on fourth-and-1 and worked the ball to the 27 with time running out. But Karl Kremser's field goal faded wide right and Oklahoma had the game.

TENNESSEE	0	0	14	10 — 24
OKLAHOMA	7	12	0	7 — 26

- OKLA — Warmack 7 run (Vachon kick)
- OKLA — Hinton 20 pass from Warmack (Kick failed)
- OKLA — Owens 1 run (Run failed)
- TENN — Glover 36 pass interception (Kremser kick)
- TENN — Fulton 5 run (Kremser kick)
- OKLA — Stephenson 25 interception return (Vachon kick)
- TENN — Kremser 26 FG
- TENN — Warren 1 run (Kremser kick)

TEAM STATISTICS		TENN	OKLA
First Downs		18	18
Rushes-Yards		44-172	50-203
Passing Yards		160	107
Passes (Att.-Comp.-Int.)		24-12-2	18-9-3
Total Offensive Plays		68	68
Total Offensive Yards		332	310
Fumbles-Lost		1-1	0-0
Penalties-Yards		4-27	2-10
Punts-Average		2-32.0	5-47.0

TENNESSEE						
RUSHING	Att	Gain	Lost	Net	TD	Lg
Chadwick	12	72	0	72	0	19
PASSING	Att	Comp	Int	Yds	TD	Lg
Warren	23	12	2	160	0	27
RECEIVING	No	Yds	TD	Lg		
Flowers	4	59	0	27		
DeLong	4	53	0	16		

OKLAHOMA						
RUSHING	Att	Gain	Lost	Net	TD	Lg
Warmack	17	99	18	81	1	38
Owens	17	61	0	61	1	12
PASSING	Att	Comp	Int	Yds	TD	Lg
Warmack	18	9	2	107	1	22
RECEIVING	No	Yds	TD	Lg		
Hinton	5	87	1	22		

# Bowl Results

## 1969 COTTON BOWL



JAN. 1, 1969

**TEXAS 36**  
**TENNESSEE 13**

DALLAS — The other "Big Orange," the Texas Longhorns, rolled up 513 yards in total offense and held the white-shirted Vols to just 83 yards rushing in taking a convincing 36-13 triumph in

the 1969 Cotton Bowl.

The Texans jumped to a 28-0 halftime lead, parlaying a crunching ground attack spiced by the passing combination of Jim Street and Cotton Speyrer. The Vols had an early shot at the Longhorns, but a 57-yard field goal missed and the Longhorns assumed command. The Longhorns intercepted three Vol passes.

Sub quarterback Bobby Scott gave the Vols a spark, throwing second half touchdown passes to Gary Kreis and Mike Price.

TENNESSEE	0	0	7	6-13
TEXAS	13	15	8	0-36

TEXAS — Worster 14 run (Feller kick)  
 TEXAS — Speyrer 78 pass from Street (Kick failed)  
 TEXAS — Koy 9 run (Feller kick)  
 TEXAS — Gilbert 5 run (Speyrer, pass from Street)  
 TENN — Kreis 17 pass from Scott (Kremsler kick)  
 TEXAS — Speyrer 79 pass from Street (Bradley run)  
 TENN — Price 3 pass from Scott (Pass failed)

TEAM STATISTICS	TENN	TEXAS
First Downs	16	22
Rushes-Yards	35-83	60-279
Passing Yards	192	234
Passes (Att.-Comp.-Int.)	41-16-3	14-8-1
Total Offensive Plays	76	74
Total Offensive Yards	275	513
Fumbles Lost	5-0	3-2
Penalties-Yards	4-17	5-60
Punts-Average	8-42.1	7-40.7

TENNESSEE						
<b>RUSHING</b>	Att	Gain	Lost	Net	TD	Lg
Scott	11	44	36	8	0	12
<b>PASSING</b>	Att	Comp	Int	Yds	TD	Lg
Scott	30	11	3	159	2	41
<b>RECEIVING</b>	No	Yds	TD	Lg		
Kreis	3	77	1	41		

TEXAS						
<b>RUSHING</b>	Att	Gain	TD	Lg		
Gilbert	13	82	1	16		
Worster	10	85	1	26		
<b>PASSING</b>	Att	Comp	Int	Yds	TD	Lg
Street	13	7	1	200	2	79
<b>RECEIVING</b>	No	Yds	TD	Lg		
Speyer	5	161	2	79		

## 1969 GATOR BOWL



DEC. 27, 1969

**FLORIDA 14**  
**TENNESSEE 13**

JACKSONVILLE — Before a Gator Bowl-record crowd of 72,248, SEC champ Tennessee went down in defeat to a Florida team which, like the Vols, had far exceeded expectations during the regular season.

Damage from the heralded passing duo of John Reaves and Carlos Alvarez was held to manageable proportions, but Tennessee's inability to score inside the 10 sealed the Vols' fate.

Workhorse running back Curt Watson gained 121 yards on 25 carries and tight end Ken DeLong caught five passes for 50 yards. But a blocked punt that Florida turned into a touchdown was the ultimate difference.

TENNESSEE	0	10	0	3-13
FLORIDA	7	0	7	0-14

FLA — Kelley 8 return of blocked punt (Franco kick)  
 TENN — Hunt 20 FG  
 TENN — McClain 12 pass from Scott (Hunt kick)  
 FLA — Alvarez 9 pass from Reaves (Franco kick)  
 TENN — Hunt 26 FG

TEAM STATISTICS	TENN	FLA
First Downs	23	15
Rushes-Yards	43-214	37-90
Passing Yards	174	161
Passes (Att.-Comp.-Int.)	34-12-2	27-15-0
Total Offensive Plays	77	64
Total Offensive Yards	388	251
Fumbles-Lost	1-1	1-1
Penalties-Yards	3-24	2-58
Punts-Average	2-15.0	7-31.6

TENNESSEE						
<b>RUSHING</b>	Att	Gain	TD	Lg		
Watson	25	121	0	13		
<b>PASSING</b>	Att	Comp	Int	Yds	TD	Lg
Scott	34	12	2	174	1	35
<b>RECEIVING</b>	No	Yds	TD	Lg		
DeLong	5	50	0	18		
Kreis	4	82	0	35		

FLORIDA						
<b>RUSHING</b>	Att	Gain	TD	Lg		
Durrance	22	62	0	9		
<b>PASSING</b>	Att	Comp	Int	Yds	TD	Lg
Reaves	26	15	0	161	1	31
<b>RECEIVING</b>	No	Yds	TD	Lg		
Maliska	6	54	0	20		
Alvarez	4	51	1	18		

## 1971 SUGAR BOWL



JAN. 1, 1971

**TENNESSEE 34**  
**AIR FORCE 13**

NEW ORLEANS — Tennessee broke a three-game bowl losing streak at the expense of a highly-touted Air Force team. Scoring a record 24 points in the first quarter, the Vols rolled to a convincing 34-13 triumph, finishing the

1970 season with a then school-record 11-1 worksheet.

The first 12 minutes were nothing but fun for Vol partisans. The Vols scored the first four times they had the ball and mounted a 24-0 lead with 3:21 left in the opening quarter. Don McLeary scored twice, George Hunt booted a field goal and Gary Theiler caught a touchdown pass from game-MVP Bobby Scott.

A rugged Tennessee defense thwarted the Air Force offense time after time. Led by Ray Nettles, Tim Priest and Jamie Rotella, the Vols held Air Force to minus 12 yards rushing. The Vols secondary continued its assault, grabbing four interceptions. The Vols also covered four Air Force fumbles.

TENNESSEE	24	0	7	3-34
AIR FORCE	7	0	6	0-13

TENN — McLeary 5 run (Hunt kick)  
 TENN — Hunt 30 FG  
 TENN — McLeary 20 run (Hunt kick)  
 TENN — Theiler 10 pass from Scott (Hunt kick)  
 AF — Haas fumble recovery in end zone (Barry kick)  
 TENN — Majors 57 punt return (Hunt kick)  
 AF — Bassa 27 pass from Parker (Kick failed)  
 TENN — Hunt 33 FG

TEAM STATISTICS	TENN	AFA
First Downs	24	15
Rushes-Yards	42-86	24-(-)12
Passing Yards	306	239
Passes (Att.-Comp.-Int.)	46-24-2	46-23-4
Total Offensive Plays	88	70
Total Offensive Yards	392	227
Fumbles-Lost	7-3	7-4
Penalties-Yards	8-74	0-0
Punts-Average	5-31.4	8-34.5

TENNESSEE						
<b>RUSHING</b>	Att	Gain	TD	Lg		
Watson	14	57	0	11		
McLeary	14	39	2	20		
<b>PASSING</b>	Att	Comp	Int	Yds	TD	Lg
Scott	40	22	2	288	1	46
<b>RECEIVING</b>	No	Yds	TD	Lg		
Thompson	9	125	0	25		

AIR FORCE						
<b>RUSHING</b>	Att	Gain	TD	Lg		
Bream	16	16	0	6		
<b>PASSING</b>	Att	Comp	Int	Yds	TD	Lg
Parker	46	23	4	239	1	27
<b>RECEIVING</b>	No	Yds	TD	Lg		
Bassa	10	114	1	27		
Bolen	6	60	0	22		



1971 SUGAR BOWL — Tennessee's John Wagster makes the hit on Air Force running back Brian Bream. The Vols won in New Orleans 34-13.

### 1971 LIBERTY BOWL



DEC. 20, 1971

#### TENNESSEE 14 ARKANSAS 13

MEMPHIS — Late in the fourth quarter, Arkansas looked to be a sure winner of the 1971 Liberty Bowl game only to see the game get away and Tennessee had enough left in the tank to grab an improbable victory.

A packed house at the Liberty Bowl that was nearly evenly divided in its loyalties saw the two schools battle for the first time since 1907 on a cold December evening.

Leading 13-7 and apparently dominating the game, the Razorbacks had a potential game-winning field goal nullified by a penalty. A series later, the Hogs lost a fumble after a completed pass at their 36.

With the break, the Vols struck quickly for the winning score, just as Gen. Neyland's game maxims had said. Quarterback Jim Maxwell, pressed into service in the Tulsa game earlier in the season and who was undefeated as a starter, hit tight end Gary Theiler to the Arkansas 19 to get the Vols in position.

Fullback Curt Watson, "The Crossville Comet," who was closing out a brilliant career in Orange and White, finished the drive with a 17-yard touchdown run, making a nifty move at the goal to find paydirt. George Hunt's extra point was the margin of victory. Eddie Brown had an interception on the ensuing series to seal the deal.

The narrow victory enabled the Vols to finish No. 9 in both national polls and finish 10-2 for the second year in a row. It was the first of three Liberty Bowl wins for the Vols, the others coming in 1974 and 1986.

TENNESSEE	7	0	0	7-14
ARKANSAS	0	7	0	6-13

TENN — Rudder 2 run (Hunt kick)

ARK — Hodge 36 pass from Ferguson (McClard kick)

ARK — McClard 19 FG

ARK — McClard 30 FG

TENN — Watson 17 run (Hunt kick)

TEAM STATISTICS		TENN	ARK
First Downs		15	22
Rushes-Yards		34-97	46-167
Passing Yards		142	200
Passes (Att.-Comp.-Int.)		21-11-3	28-18-3
Total Offensive Plays		55	74
Total Offensive Yards		239	367
Fumbles-Lost		1-1	2-2
Penalties-Yards		7-73	6-85
Punts-Average		5-43.8	3-43.6

TENNESSEE					
<b>RUSHING</b>	Att	Gain	TD	Lg	
Chancey	12	34	0	9	
Watson	11	39	1	17	
<b>PASSING</b>	Att	Comp	Int	Yds	TD Lg
Maxwell	20	10	3	120	0 26
<b>RECEIVING</b>	No	Yds	TD	Lg	
Theiler	3	53	0	22	
Love	3	37	0	22	

ARKANSAS					
<b>RUSHING</b>	Att	Gain	TD	Lg	
Saint	17	71	0	11	
<b>PASSING</b>	Att	Comp	Int	Yds	TD Lg
Ferguson	28	18	3	200	1 36
<b>RECEIVING</b>	No	Yds	TD	Lg	
Hodge	6	75	1	36	

### 1972 BLUEBONNET BOWL



DEC. 30, 1972

#### TENNESSEE 24 LSU 17

HOUSTON — Condredge Holloway turned in his most electrifying performance of the season, completing 11 of 19 passes for 94 yards and rushing for 74 yards in 19 carries, to lead the Vols past SEC rival

Louisiana State 24-17 in the 1972 Astro-Bluebonnet Bowl.

Holloway, who was named the game's outstanding player, led the Vols to a 24-3 halftime lead, scoring twice and throwing a touchdown pass to tight end Jimmy Young. Known as the "Artful Dodger," Holloway kept the Tigers off balance the first 30 minutes and left Vol fans wondering what might be ahead for the diminutive signal-caller from Huntsville, Ala.

Things got tense for the Vols in the second half as Louisiana State All-America Bert Jones led the Tigers to two second half scores and was threatening a third when All-America and senior defensive back Conrad Graham cleanly broke up a fourth down pass at the Vol 10 to preserve the victory.

Tennessee's Carl Johnson was named the defensive player of the game. The game ended a 31-5 worksheet for the Vol senior class.

TENNESSEE	14	10	0	0-24
LOUISIANA STATE	3	0	7	7-17

LSU — Jackson 29 FG

TENN — Young 6 pass from Holloway (Townsend kick)

TENN — Holloway 15 run (Townsend kick)

TENN — Townsend 33 FG

TENN — Holloway 10 run (Townsend kick)

LSU — Jones 2 run (Jackson kick)

LSU — Davis 1 run (Jackson kick)

TEAM STATISTICS		TENN	LSU
First Downs		17	18
Rushes-Yards		41-179	52-187
Passing Yards		94	90
Passes (Att.-Comp.-Int.)		19-11-1	20-7-1
Total Offensive Plays		60	72
Total Offensive Yards		273	277
Fumbles-Lost		0-0	1-0
Penalties-Yards		4-35	3-35
Punts-Average		6-41.2	5-37.0

#### TENNESSEE

RUSHING	Att	Gain	Lost	Net	TD	Lg
Holloway	19	96	22	74	2	11
Chancey	13	73	0	73	0	9

PASSING	Att	Comp	Int	Yds	TD	Lg
Holloway	19	11	1	94	1	21

RECEIVING	No	Yds	TD	Lg
Stanback	4	41	0	14

#### LSU

RUSHING	Att	Gain	Lost	Net	TD	Lg
Davis	16	89	1	88	1	15

PASSING	Att	Comp	Int	Yds	TD	Lg
Jones	19	7	0	90	0	22

RECEIVING	No	Yds	TD	Lg
Boyd	2	33	0	20

### VOL BOWL FACTS:

Phillip Fulmer is one of three Vol coaches to have a winning bowl record. They are: Fulmer 6-5 ('92-present), Bill Battle 4-1 ('70-'76) and Johnny Majors 7-4 ('77-'92).

### 1973 GATOR BOWL



DEC. 29, 1973

#### TEXAS TECH 28 TENNESSEE 19

JACKSONVILLE — Tennessee and Texas Tech gave the 62,000-plus fans on hand an exciting offensive show that was another in a series of 1973 games that went down to the wire before a winner was determined. This

time, however, it was Texas Tech jumping to an early lead and hanging on for a 28-19 victory.

The Red Raiders jumped to a 14-0 lead on the running and passing of quarterback Joe Barnes and led 14-3 at the half as Ricky Townsend got the Vols on the board with a 30-yard field goal.

Haskel Stanback led the Vols' second-half rally, running for one touchdown and catching a pass from Condredge Holloway for another. The Vols closed to 21-19, but misfired on a two-point conversion and a field goal before a long run and subsequent touchdown put the game away for the Texans.

Stanback gained 95 yards in 19 carries and was named Tennessee's outstanding player.

TENNESSEE	0	3	10	6-19
TEXAS TECH	7	7	7	7-28

TECH — Barnes 7 run (Grimes kick)

TECH — Williams 79 pass from Barnes (Grimes kick)

TENN — Townsend 30 FG

TENN — Stanback 5 run (Townsend kick)

TECH — Tillman 7 pass from Barnes (Grimes kick)

TENN — Townsend 37 FG

TENN — Stanback 7 pass from Holloway (Pass failed)

TECH — Isaac 3 run (Grimes kick)

TEAM STATISTICS		TENN	TECH
First Downs		18	19
Rushes-Yards		49-153	55-276
Passing Yards		190	154
Passes (Att.-Comp.-Int.)		28-17-1	11-8-0
Total Offensive Plays		77	66
Total Offensive Yards		343	430
Fumbles-Lost		1-1	3-2
Penalties-Yards		1-3	5-55
Punts-Average		4-40.5	6-40.9

TENNESSEE					
<b>RUSHING</b>	Att	Gain	TD	Lg	
Stanback	19	95	0	9	
<b>PASSING</b>	Att	Comp	Int	Yds	TD Lg
Holloway	27	17	1	190	1 27
<b>RECEIVING</b>	No	Yds	TD	Lg	
Yarbrough	4	28	0	9	

TEXAS TECH					
<b>RUSHING</b>	Att	Gain	TD	Lg	
Isaac	19	67	1	14	
<b>PASSING</b>	Att	Comp	Int	Yds	TD Lg
Barnes	11	8	0	154	2 79
<b>RECEIVING</b>	No	Yds	TD	Lg	
Williams	3	94	1	79	

# Bowl Results

## 1974 LIBERTY BOWL



DEC. 16, 1974

### TENNESSEE 7 MARYLAND 3

MEMPHIS — Two Vol sophomores teamed up for the winning score in the 1974 Liberty Bowl. Randy Wallace, subbing for the injured Condredge Holloway, threw an 11-yard touchdown pass to

Larry Seivers, who outleaped two defenders with 2:44 left in the game to subdue the Terps 7-3.

Led by All-America tackle Randy White, Maryland had kept the Vols bottled up throughout the cold December night in Memphis. The Terps got a second quarter field goal and almost made it stand up.

Mike Gayles, who gained 106 yards in 17 carries, was named the Vols' outstanding offensive player. Defensive end Ron McCartney was the Vols' defensive standout.

TENNESSEE	0	0	0	7-7
MARYLAND	0	3	0	0-3

UM — Mike-Meyer 28 FG

TENN — Seivers 11 pass from Wallace (Townsend kick)

TEAM STATISTICS		TENN	MD
First Downs		15	16
Rushes-Yards		54-173	42-108
Passing Yards		65	158
Passes (Att.-Comp.-Int.)		16-7-0	24-15-2
Total Offensive Plays		70	66
Total Offensive Yards		238	266
Fumbles-Lost		4-2	3-3
Penalties-Yards		8-69	4-63
Punts-Average		7-39.1	6-41.0

TENNESSEE						
RUSHING	Att	Gain	TD	Lg	TD	Lg
Gayles	17	106	0	17		
PASSING	Att	Comp	Int	Yds	TD	Lg
Holloway	15	6	0	54	0	14
RECEIVING	No	Yds	TD	Lg		
Seivers	4	38	1	14		

MARYLAND						
RUSHING	Att	Gain	TD	Lg	TD	Lg
Carter	22	65	0	16		
PASSING	Att	Comp	Int	Yds	TD	Lg
Avellini	22	15	2	158	0	28
RECEIVING	No	Yds	TD	Lg		
Carter	6	68	0	28		

## 1979 BLUEBONNET BOWL



DEC. 31, 1979

### PURDUE 27 TENNESSEE 22

HOUSTON — Tennessee, making its first bowl appearance in five years, saw a gutty second half comeback fall short in the waning moments of the fourth quarter. Trailing 21-0 in the third quarter, the Vols rallied to take the lead 22-

21 late in the fourth quarter. But Purdue quarterback Mark Herrmann threw the game-winner, a 17-yard toss to Charley Young, with just 1:30 remaining.

The Vols' comeback was triggered by an 8-yard Jimmy Streater pass to halfback Glenn Ford. The second Vol touchdown came on a pass from wingback Phil Ingram to tailback James Berry. When Hubert Simpson scored the two-pointer, the Vols were back in the game. The Vols took the lead as Simpson scored and caught the two-point conversion.

All-America defensive back Roland James was the



1974 LIBERTY BOWL -- Tennessee quarterback Condredge Holloway hits right end and heads goalward in action against Maryland en route to a 7-3 Tennessee victory.

Defensive Player of the Game, with eight unassisted tackles and a 19-yard punt return to his credit. Streater finished with 270 yards rushing and passing.

TENNESSEE	0	0	6	16-22
PURDUE	0	14	7	6-27

PURDUE — McCall 6 run (Seibel kick)

PURDUE — Berrell 12 pass from Herrmann (Seibel kick)

PURDUE — Young 12 pass from Herrmann (Seibel kick)

TENN — Ford 8 pass from Streater (Pass failed)

TENN — Berry 15 pass from Ingram (Simpson run)

TENN — Simpson 1 run (Simpson pass from Streater)

PURDUE — Young 17 pass from Herrmann (Pass failed)

TEAM STATISTICS		TENN	PURDUE
First Downs		19	31
Rushes-Yards		41-146	53-180
Passing Yards		234	303
Passes (Att.-Comp.-Int.)		36-17-3	39-21-0
Total Offensive Plays		77	92
Total Offensive Yards		380	483
Fumbles-Lost		3-2	2-1
Penalties-Yards		7-56	3-25
Punts-Average		6-38.0	7-43.6

TENNESSEE						
RUSHING	Att	Gain	TD	Lg	TD	Lg
Simpson	16	47	1	9		
PASSING	Att	Comp	Int	Yds	TD	Lg
Streater	34	16	3	219	1	56
RECEIVING	No	Yds	TD	Lg		
Gault	4	22	0	8		

PURDUE						
RUSHING	Att	Gain	TD	Lg	TD	Lg
McCall	18	91	1	15		
PASSING	Att	Comp	Int	Yds	TD	Lg
Herrmann	39	21	0	303	3	38
RECEIVING	No	Yds	TD	Lg		
Burrell	8	144	1	32		

## 1981 GARDEN STATE BOWL



DEC. 13, 1981

### TENNESSEE 28 WISCONSIN 21

EAST RUTHERFORD — Steve Alatorre completed 24 of 42 passes for 315 yards and one touchdown as the Vols defeated Wisconsin 28-21.

After Wisconsin went ahead

7-3 in the first quarter, Willie Gault returned the ensuing kickoff 87 yards for a touchdown and the Vols were never headed. Alatorre hit wide receiver Anthony Hancock, who made 11 catches on the day, with a 43-yard scoring strike and the Vols led 21-7 at the half. The Vol defense did its part with two first-half interceptions.

Wisconsin's Randy Wright kept the Badgers in the game in the second half, throwing two touchdown passes, but Alatorre's 6-yard run in the fourth quarter proved to be the difference.

Both Alatorre and Hancock made their final Vol game their best. Alatorre was named the game's outstanding player. Defensively, tackle Reggie White led the Vols.

TENNESSEE	13	8	0	7-28
WISCONSIN	7	0	0	14-21

TENN — Reveiz 22 FG

WIS — Cole 3 run (Doran kick)

TENN — Gault 87 kickoff return (Reveiz kick)

TENN — Reveiz 44 FG

TENN — Hancock 43 pass from Alatorre (Cofer pass from Alatorre)

WIS — Nault 6 pass from Wright (Doran kick)

TENN — Alatorre 6 run (Reveiz kick)

WIS — McFadden 11 pass from Wright (Doran kick)

TEAM STATISTICS		TENN	WIS
First Downs		27	22
Rushes-Yards		43-89	39-177
Passing Yards		315	212
Passes (Att.-Comp.-Int.)		42-24-0	37-14-3
Total Offensive Plays		85	76
Total Offensive Yards		404	389
Fumbles-Lost		4-0	1-1
Penalties-Yards		8-84	6-73
Punts-Average		6-45.2	6-36.7

TENNESSEE						
RUSHING	Att	Gain	Lost	Net	TD	Lg
Berry	10	44	0	44	0	11
PASSING	Att	Comp	Int	Yds	TD	Lg
Alatorre	42	24	0	315	1	43
RECEIVING	No	Yds	TD	Lg		
Hancock	11	196	1	43		

WISCONSIN						
RUSHING	Att	Gain	Lost	Net	TD	Lg
Cole	9	39	0	39	1	9
PASSING	Att	Comp	Int	Yds	TD	Lg
Wright	21	9	1	123	2	27
RECEIVING	No	Yds	TD	Lg		
Nault	5	85	1	27		

**1982 PEACH BOWL**



DEC. 31, 1982

**IOWA 28  
TENNESSEE 22**

ATLANTA — Iowa built a 21-7 first half lead, keyed by three Chuck Long touchdown passes, and weathered a second half Vol rally to win the 1982 Peach Bowl 28-22.

Tennessee's second-half comeback was led by quarterback Alan Cockrell and running backs Chuck Coleman and Doug Furnas. The Vols came off the mat to register two touchdowns and a field goal to close to 28-22 late in the fourth quarter.

With the clock winding down, the outcome hinged on two short yardage plays the Hawkeyes stopped at their 7. On third-and-2, Cockrell's pass was deflected. On fourth down, the Vol signal-caller was stopped short on a counter-option.

Cockrell completed 22 of 41 passes for 221 yards and one touchdown and was named Tennessee's Outstanding Player by CBS broadcasters.

TENNESSEE	7	0	12	3 — 22
IOWA	0	21	7	0 — 28

- TENN — Cockrell 6 run (Reveiz kick)
- IOWA — Moriz 57 pass from Long (Nichol kick)
- IOWA — Harmon 18 pass from Long (Nichol kick)
- IOWA — Harmon 8 pass from Long (Nichol kick)
- TENN — Coleman 10 run (Kick blocked)
- IOWA — Phillips 2 run (Nichol kick)
- TENN — Gault 19 pass from Cockrell (Pass failed)
- TENN — Reveiz 27 FG

TEAM STATISTICS		TENN	IOWA
First Downs		23	24
Rushes-Yards		38-154	43-110
Passing Yards		221	304
Passes (Att.-Comp.-Int.)		41-22-0	26-19-1
Total Offensive Plays		79	69
Total Offensive Yards		375	414
Fumbles-Lost		2-1	1-1
Penalties-Yards		7-47	3-30
Punts-Average		5-45.2	5-34.6
Time of Possession		30:55	29:05

TENNESSEE		Att	Gain	Lost	Net	TD	Lg
RUSHING	Furnas	12	52	0	52	0	16
PASSING	Cockrell	41	22	0	221	1	22
RECEIVING	Wilson	7	62	0	15		

IOWA		Att	Gain	Lost	Net	TD	Lg
RUSHING	Gill	16	78	8	70	0	15
PASSING	Long	26	19	1	304	3	57
RECEIVING	Moritz	8	168	1	57		

**1983 FLORIDA CITRUS BOWL**



DEC. 17, 1983

**TENNESSEE 30  
MARYLAND 23**

ORLANDO — The Vols closed out their finest season since 1972, scoring two fourth quarter touchdowns to defeat Maryland 30-23, before a sell-out crowd of 50,500 and millions more on ESPN.

Johnnie Jones and Alan Cockrell were the Vols' offensive standouts. Jones gained 154 yards on 29 carries and tallied twice, part of the Vols 201-yard ground attack. Cockrell completed 16 of 23 passes for 185 yards and one touchdown. Clyde Duncan caught six passes for 59 yards and Lenny Taylor caught four for 68 yards and one touchdown.

The Vols were led on defense by linebacker Alvin Toles, who recovered a fumble and intercepted a pass, both efforts leading to Vol scores. The Vols also held the Terrapins to 95 yards on the ground.

The Vols finished the year No. 15 by *The New York Times*, No. 17 by *USA Today* and No. 14 by *Sports Illustrated*.

TENNESSEE	7	3	6	14 — 30
MARYLAND	3	6	11	3 — 23

- UM — Atkinson 18 FG
- TENN — Taylor 12 pass from Cockrell (Reveiz kick)
- UM — Atkinson 48 FG
- UM — Atkinson 31 FG
- TENN — Reveiz 25 FG
- UM — Atkinson 22 FG
- TENN — Henderson 19 run (Pass failed)
- UM — Badjanek 3 run (Badjanek run)
- TENN — Jones 1 run (Reveiz kick)
- TENN — Jones 2 run (Reveiz kick)
- UM — Atkinson 26 FG

TEAM STATISTICS		TENN	MD
First Downs		25	17
Rushes-Yards		49-201	34-95
Passing Yards		185	253
Passes (Att.-Comp.-Int.)		23-16-1	28-18-1
Total Offensive Plays		72	62
Total Offensive Yards		386	348
Fumbles-Lost		1-1	3-1
Penalties-Yards		1-5	6-32
Punts-Average		1-47.0	0-0
Time of Possession		30:12	29:48

TENNESSEE		Att	Gain	Lost	Net	TD	Lg
RUSHING	Jones	29	154	0	154	2	19
PASSING	Cockrell	23	16	1	185	1	25
RECEIVING	Duncan	6	59	0	21		

MARYLAND		Att	Gain	Lost	Net	TD	Lg
RUSHING	Joyner	17	58	0	58	0	7
PASSING	Reich	22	14	1	192	0	30
RECEIVING	Davis	4	66	0	28		
	Joyner	4	65	0	30		

**VOL BOWL FACTS:**

The Vols have only allowed one kickoff or punt to be returned for a touchdown in 43 bowl games. Nebraska's Bobby Newcombe returned a punt for a touchdown in the 2000 Fiesta Bowl.

**1984 SUN BOWL**



DEC. 22, 1984

**MARYLAND 28  
TENNESSEE 27**

EL PASO — Maryland, trailing 21-0 to Tennessee after the first half, scored 22 points in the third quarter and grimly held on for a 28-27 victory in the 1984 Sun Bowl. The issue was in doubt until Maryland defensive back Keeta

Covington jarred the ball loose from the Vols' Tony Robinson, just when the Vols looked to be in position to win on a last-second field goal attempt.

The Vols jumped to the early lead on the running of tailback Johnnie Jones and the passing combo of Robinson to Tim McGee. Fuad Reveiz added two field goals and the Vols appeared in control.

Maryland reeled off 22 consecutive points in the third quarter, before Pete Panuska gave the Vols their last lead of the game, returning a Maryland kickoff 100 yards for the go-ahead score. Maryland's Rick Badjanek scored the game-winner with 2:28 left. But it remained for Covington to make his big play to secure the Maryland victory.

TENNESSEE	10	11	6	0 — 27
MARYLAND	0	0	22	6 — 28

- TENN — Jones 2 run (Reveiz kick)
- TENN — Reveiz 24 FG
- TENN — Reveiz 52 FG
- TENN — McGee 6 pass from Robinson (McGee pass from Robinson)
- UM — Neal 57 run (Pass failed)
- UM — Atkinson 23 FG
- UM — Badjanek 1 run (Pass failed)
- UM — Edmunds 40 pass from Reich (Atkinson kick)
- TENN — Panuska 100 kickoff return (Pass failed)
- UM — Badjanek 1 run (Pass failed)

TEAM STATISTICS		TENN	MD
First Downs		13	22
Rushes-Yards		34-148	54-229
Passing Yards		132	201
Passes (Att.-Comp.-Int.)		24-15-0	28-17-1
Total Offensive Plays		58	82
Total Offensive Yards		280	430
Fumbles-Lost		2-2	2-2
Penalties-Yards		6-49	8-63
Punts-Average		5-42.4	4-47.0
Sacks By-Yards		7-53	1-6
Time of Possession		24:03	35:57

TENNESSEE		Att	Gain	Lost	Net	TD	Lg
RUSHING	Jones	16	72	3	69	1	10
PASSING	Robinson	24	15	0	132	1	21
RECEIVING	McGee	6	66	1	21		

MARYLAND		Att	Gain	Lost	Net	TD	Lg
RUSHING	Badjanek	21	93	3	90	2	10
PASSING	Reich	28	17	1	201	1	40
RECEIVING	Hill	4	69	0	35		
	Edmunds	3	53	1	40		
	Abdur-Ra-Oof	3	45	0	22		
	Holder	3	30	0	15		

# Bowl Results

## 1986 SUGAR BOWL



JAN. 1, 1986

**TENNESSEE 35**  
**MIAMI 7**

**NEW ORLEANS** — Tennessee rang in 1986 in grand fashion, taking a 35-7 decision over the highly-touted Miami Hurricanes in the 52nd Sugar Bowl. A Louisiana Superdome crowd of 77,432 saw the Vols spot the

Hurricanes an early 7-0 lead, but, after Daryl Dickey and Jeff Smith hooked up for a 6-yard touchdown pass early in the second quarter, the Vols were completely in control.

Ken Donahue's defensive troops ruled the Superdome turf, rattling the Hurricanes for six turnovers, seven quarterback sacks and five tackles for lost yardage.

The Vols took the lead late in the first half when wide receiver Tim McGee corralled a Vol fumble in the end zone. They extended their lead in the third quarter as fullback Sam Henderson scored from 1-yard out after Darrin Miller's fumble recovery gave the Vols the ball at the Miami 32. After a Miami punt, Tennessee's Jeff Powell brought Vol fans to their feet, sprinting 60 yards for another Vol touchdown. All-America defensive back Chris White intercepted Miami quarterback Vinny Testaverde in the fourth quarter to set up a 6-yard scoring run by Charles Wilson.

The win evened the Vols' Sugar Bowl mark at 3-3. Dickey, who completed 15 of 25 passes for 131 yards and one touchdown, was named the game's outstanding player. The Vols' 35 points set a then school record for the most points scored in a bowl game, eclipsing the previous mark of 34 set against Air Force in the 1971 Sugar Bowl.

TENNESSEE	0	14	14	7 — 35
MIAMI	7	0	0	0 — 7

MIAMI — Irvin 18 pass from Testaverde (Cox kick)  
TENN — Smith 6 pass from Dickey (Revez kick)  
TENN — McGee recovered fumble in end zone (Revez kick)  
TENN — Henderson 1 run (Revez kick)  
TENN — Powell 60 run (Revez kick)  
TENN — Wilson 6 run (Revez kick)

TEAM STATISTICS	TENN	MIAMI
First Downs	16	22
Rushes-Yards	43-211	30-95
Passing Yards	131	237
Passes (Att.-Comp.-Int.)	25-15-1	44-23-4
Total Offensive Plays	68	74
Total Offensive Yards	342	269
Fumbles-Lost	2-1	5-2
Penalties-Yards	11-125	15-120
Punts-Average	6-39.1	6-37.6
Sacks By-Yards	7-84	1-7
Time of Possession	31:01	28:59

### TENNESSEE

RUSHING	Att	Gain	Lost	Net	TD	Lg
Powell	11	104	2	102	1	60

PASSING	Att	Comp	Int	Yds	TD	Lg
Dickey	25	15	1	131	1	30

RECEIVING	No	Yds	TD	Lg
McGee	7	94	0	30


### MIAMI

RUSHING	Att	Gain	Lost	Net	TD	Lg
Williams	8	45	2	43	0	11

PASSING	Att	Comp	Int	Yds	TD	Lg
Testaverde	10	10	88	-78	0	9

RECEIVING	No	Yds	TD	Lg
Irvin	5	91	1	47

RECEIVING	No	Yds	TD	Lg
Perriman	4	43	0	20



**1986 SUGAR BOWL -- Daryl Dickey was the MVP of the Vols' 35-7 triumph over Miami in New Orleans, culminating his leading the Vols to the SEC title and Sugar Bowl berth.**

## 1986 LIBERTY BOWL



DEC. 29, 1986

**TENNESSEE 21**  
**MINNESOTA 14**

**MEMPHIS** — Jeff Francis threw three touchdown passes and the Vol defense shut down Minnesota when it had to, leading Tennessee to a 21-14 victory over Minnesota in the 28th Liberty Bowl.

The Vols jumped to a 14-3 halftime lead as Francis threw touchdown passes to wide receiver Joey Clinkscales and fullback William Howard. Minnesota got a late field goal from Chip Lohmiller and trailed 14-3 at the half.

The Gophers dominated the third period, getting a touchdown from quarterback Rickey Foggie on a fourth-down option play. Freshman Darrell Thompson's two-point conversion run put Minnesota back in the game. Another field goal from Lohmiller in the fourth quarter knotted the count.

The Vols roared back for the clinching score, as Francis hit Nate Middlebrooks and Anthony Miller to move deep into Minnesota territory. On third-and-3, he hit Clinkscales for the game-winner in the left corner of the end zone. The Vol defense shut down Foggie and Minnesota the rest of the way and rang up UT's third Liberty Bowl victory in as many tries.

TENNESSEE	7	7	0	7 — 21
MINNESOTA	0	3	8	3 — 14

TENN — Clinkscales 18 pass from Francis (Revez kick)  
TENN — Howard 23 pass from Francis (Revez kick)  
MINN — Lohmiller 27 FG  
MINN — Foggie 11 run (Thompson run)  
MINN — Lohmiller 25 FG  
TENN — Clinkscales 15 pass from Francis (Revez kick)

TEAM STATISTICS	TENN	MINN
First Downs	17	20
Rushes-Yards	29-81	47-238
Passing Yards	243	136
Passes (Att.-Comp.-Int.)	31-22-0	25-10-0
Total Offensive Plays	60	72
Total Offensive Yards	324	386
Fumbles-Lost	4-1	2-2
Penalties-Yards	5-49	5-30
Punts-Average	5-38.4	3-39.7
Sacks By-Yards	1-4	1-8
Time of Possession	28:40	31:20

### TENNESSEE

RUSHING	Att	Gain	Lost	Net	TD	Lg
Howard	16	68	5	63	0	10

PASSING	Att	Comp	Int	Yds	TD	Lg
Francis	31	22	0	243	3	27

RECEIVING	No	Yds	TD	Lg
Clinkscales	7	72	2	18

RECEIVING	No	Yds	TD	Lg
Miller	6	72	0	27

### MINNESOTA

RUSHING	Att	Gain	Lost	Net	TD	Lg
Thompson	25	139	3	136	0	21

PASSING	Att	Comp	Int	Yds	TD	Lg
Foggie	25	10	0	136	0	44

RECEIVING	No	Yds	TD	Lg
Anderson	3	31	0	15

**1988 PEACH BOWL**



**JAN. 2, 1988**  
**TENNESSEE 27**  
**INDIANA 22**

ATLANTA — Tennessee closed the 1987 season the way it began it way back in August, posting a come-from-behind win over a Big Ten rival. This time the Indiana Hoosiers were the victim, as the Vols rallied once again in

the fourth quarter for a 27-22 victory.

A record Peach Bowl crowd of 58,737 saw the Vols explode to a 21-3 lead early in the second quarter as quarterback Jeff Francis led three scoring drives and threw TD passes to Anthony Miller and Terence Cleveland. Indiana rallied in the second half and led 22-21 late in the fourth quarter. But the Vol defense stiffened and Francis and his offensive mates got the ball at the Hoosier 40.

The Vols took it for the winning score as Francis scrambled for a crucial first down and Cobb got the game-winner from 9 yards out. Charles Kimbrough's interception sealed the Vols' first win in two Peach Bowl tries.

<b>TENNESSEE</b>	<b>14</b>	<b>7</b>	<b>0</b>	<b>6 — 27</b>
<b>INDIANA</b>	<b>3</b>	<b>7</b>	<b>6</b>	<b>6 — 22</b>

- TENN — Cobb 6 run (Reich kick)
- IND — Stoyanovich 52 FG
- TENN — Miller 45 pass from Francis (Reich kick)
- TENN — Cleveland 15 pass from Francis (Reich kick)
- IND — Jones 43 pass from Schnell (Stoyanovich kick)
- IND — Thompson 12 run (Pass failed)
- IND — Jordan 12 run (Pass failed)
- TENN — Cobb 9 run (Pass failed)

TEAM STATISTICS		TENN	IND
First Downs		26	16
Rushes-Yards		52-244	31-96
Passing Yards		230	218
Passes (Att.-Comp.-Int.)		27-21-0	33-18-2
Total Offensive Plays		79	64
Total Offensive Yards		474	314
Fumbles-Lost		2-2	0-0
Penalties-Yards		5-35	4-37
Punts-Average		2-36.5	6-30.6
Time of Possession		33:19	26:41

TENNESSEE						
<b>RUSHING</b>	<b>Att</b>	<b>Gain</b>	<b>Lost</b>	<b>Net</b>	<b>TD</b>	<b>Lg</b>
Cobb	21	151	5	146	2	43
<b>PASSING</b>	<b>Att</b>	<b>Comp</b>	<b>Int</b>	<b>Yds</b>	<b>TD</b>	<b>Lg</b>
Francis	26	20	0	225	2	45
<b>RECEIVING</b>	<b>No</b>	<b>Yds</b>	<b>TD</b>	<b>Lg</b>		
Miller	5	78	1	45		

INDIANA						
<b>RUSHING</b>	<b>Att</b>	<b>Gain</b>	<b>Lost</b>	<b>Net</b>	<b>TD</b>	<b>Lg</b>
Thompson	18	73	6	67	1	17
<b>PASSING</b>	<b>Att</b>	<b>Comp</b>	<b>Int</b>	<b>Yds</b>	<b>TD</b>	<b>Lg</b>
Schnell	33	18	2	218	1	43
<b>RECEIVING</b>	<b>No</b>	<b>Yds</b>	<b>TD</b>	<b>Lg</b>		
Jones	7	150	1	43		

**1990 COTTON BOWL**



**JAN. 1, 1990**  
**TENNESSEE 31**  
**ARKANSAS 27**

DALLAS — Tennessee finished with its finest season record since 1970 by taking a hard-fought 31-27 decision over the Southwest Conference champion Razorbacks.

The Vols, paced by the running of Offensive MVP Chuck Webb and an opportunistic defense, raced to a 31-13 lead after three periods, but the Hogs stormed back to close the margin before Alvin Harper recovered an onside kick attempt with 1:23 left on the clock and the Vols were able to run out the clock.

UT had parlayed a field goal by Greg Burke, two TDs by Webb, one on a 78-yard run down the near sideline, an 84-yard pass from Andy Kelly to Anthony Morgan and a 1-yard toss from Kelly to Greg Amsler to take the lead.

Martin Williams and Tracy Hayworth recovered fumbles to blunt two Arkansas drives and Defensive MVP Carl Pickens intercepted an Arkansas pass to stop another drive. Kacy Rodgers made a big play in the fourth quarter, stopping Arkansas tailback Barry Foster on fourth-and-1 at the Vol 9.

<b>TENNESSEE</b>	<b>3</b>	<b>14</b>	<b>14</b>	<b>0 — 31</b>
<b>ARKANSAS</b>	<b>6</b>	<b>0</b>	<b>7</b>	<b>14 — 27</b>

- TENN — Burke 23 FG
- ARK — Foster 1 run (Run failed)
- TENN — Morgan 84 pass from Kelly (Burke kick)
- TENN — Webb 1 run (Burke kick)
- TENN — Amsler 1 pass from Kelly (Burke kick)
- ARK — Rouse 1 run (Wright kick)
- TENN — Webb 78 run (Burke kick)
- ARK — Foster 1 run (Foster run)
- ARK — Winston 67 pass from Grovey (Pass failed)

TEAM STATISTICS		TENN	ARK
First Downs		16	31
Rushes-Yards		38-320	72-361
Passing Yards		150	207
Passes (Att.-Comp.-Int.)		23-9-2	22-12-1
Total Offensive Plays		61	94
Total Offensive Yards		470	568
Fumbles-Lost		0-0	3-2
Penalties-Yards		4-36	3-20
Punts-Average		5-39.0	3-44.3
Time of Possession		22:17	37:43

TENNESSEE						
<b>RUSHING</b>	<b>Att</b>	<b>Gain</b>	<b>Lost</b>	<b>Net</b>	<b>TD</b>	<b>Lg</b>
Webb	26	250	0	250	2	78
<b>PASSING</b>	<b>Att</b>	<b>Comp</b>	<b>Int</b>	<b>Yds</b>	<b>TD</b>	<b>Lg</b>
Kelly	23	9	2	150	2	84
<b>RECEIVING</b>	<b>No</b>	<b>Yds</b>	<b>TD</b>	<b>Lg</b>		
Morgan	2	96	1	84		
Harper	2	28	0	19		

ARKANSAS						
<b>RUSHING</b>	<b>Att</b>	<b>Gain</b>	<b>Lost</b>	<b>Net</b>	<b>TD</b>	<b>Lg</b>
Rouse	22	145	11	134	1	29
Foster	22	103	0	103	2	18
<b>PASSING</b>	<b>Att</b>	<b>Comp</b>	<b>Int</b>	<b>Yds</b>	<b>TD</b>	<b>Lg</b>
Grovey	22	12	1	207	1	67
<b>RECEIVING</b>	<b>No</b>	<b>Yds</b>	<b>TD</b>	<b>Lg</b>		
Russell	7	105	0	28		

**1991 SUGAR BOWL**



**JAN. 1, 1991**  
**TENNESSEE 23**  
**VIRGINIA 22**

NEW ORLEANS — Tennessee concluded its 100-year anniversary season and longest in Vol history with a come-from-behind victory in the 57th Sugar Bowl Classic at the Louisiana Superdome. The Vols thus concluded a 9-2-2

season that began way back in August. The Vols trailed for the first 59:29, but won the game when Tony Thompson, who rushed for 151 yards, hurdled the line for a score from 1 yard out. Thompson's score climaxed a Sugar Bowl record-setting 20-point fourth quarter that saw the Vols outscore the Cavs by 14.

Leading 16-3, Virginia looked poised to put the game away late in the third quarter. But Floyd Miley intercepted a Shawn Moore pass at the Vol 6 and the rally was on. Andy Kelly, voted the game's most outstanding player, led three drives for scores and Dale Carter intercepted a last-gasp Virginia pass to gain the victory.

Thompson scored twice in the fourth quarter rally and Kelly, who directed the Vol attack flawlessly in the final stanza, found Carl Pickens wide open for the other score.

Carter had two interceptions for his night's work and linebacker Darryl Hardy had eight tackles and four broken-up passes.

<b>TENNESSEE</b>	<b>0</b>	<b>0</b>	<b>3</b>	<b>20 — 23</b>
<b>VIRGINIA</b>	<b>9</b>	<b>7</b>	<b>0</b>	<b>6 — 22</b>

- VA — Steele 10 run (Kick blocked)
- VA — McInerney FG 22
- VA — Kirby 1 run (McInerney kick)
- TENN — Burke 27 FG
- TENN — Thompson, 7 run (Burke kick)
- VA — McInerney 43 FG
- TENN — Pickens 15 pass from Kelly (Burke kick)
- VA — McInerney 44 FG
- TENN — Thompson 1 run (Pass failed)

TEAM STATISTICS		TENN	VA
First Downs		28	25
Rushes-Yards		38-191	58-287
Passing Yards		273	62
Passes (Att.-Comp.-Int.)		35-24-2	24-9-3
Total Offensive Plays		73	82
Total Offensive Yards		464	349
Fumbles-Lost		1-1	1-0
Penalties-Yards		5-65	5-30
Punts-Average		2-20.0	1-48.0
Sacks By-Yards		1-7	1-11
Time of Possession		23:32	36:28

TENNESSEE						
<b>RUSHING</b>	<b>Att</b>	<b>Gain</b>	<b>Lost</b>	<b>Net</b>	<b>TD</b>	<b>Lg</b>
Thompson	25	154	3	151	2	38
<b>PASSING</b>	<b>Att</b>	<b>Comp</b>	<b>Int</b>	<b>Yds</b>	<b>TD</b>	<b>Lg</b>
Kelly	35	24	2	273	1	29
<b>RECEIVING</b>	<b>No</b>	<b>Yds</b>	<b>TD</b>	<b>Lg</b>		
Moore	7	97	0	29		
Pickens	6	87	1	22		

VIRGINIA						
<b>RUSHING</b>	<b>Att</b>	<b>Gain</b>	<b>Lost</b>	<b>Net</b>	<b>TD</b>	<b>Lg</b>
Kirby	21	75	2	73	1	10
Fisher	15	90	0	90	0	14
S. Moore	11	76	0	76	0	22
<b>PASSING</b>	<b>Att</b>	<b>Comp</b>	<b>Int</b>	<b>Yds</b>	<b>TD</b>	<b>Lg</b>
S. Moore	22	9	2	62	0	11
<b>RECEIVING</b>	<b>No</b>	<b>Yds</b>	<b>TD</b>	<b>Lg</b>		
Kirby	4	27	0	9		

# Bowl Results

## 1992 FIESTA BOWL



JAN. 1, 1992

### PENN STATE 42 TENNESSEE 17

TEMPE — Tennessee appeared to be in the driver's seat of the 21st Fiesta Bowl, leading 17-7 midway in the third quarter, but Penn State ran off 35 unanswered points in just 7:49 to take the decision. Turnovers proved to be

the Vols' undoing as four of the six Penn State scores came off Vol mistakes.

The Vols, who trailed 7-0 just 1:19 into the game, ran off 17 unanswered points of their own between the first and third quarters, but failed to take full advantage of the 441-226 yard statistical advantage. The Nittany Lions then reeled off 35 unanswered points of their own to seal the win.

James Stewart and Cory Fleming scored Vol touchdowns while John Becksvoort added two conversions and a 24-yard field goal. Stewart's score came after a 10-play, 62-yard drive in the first quarter. Fleming's came in the third quarter on a pass from Andy Kelly on which the Vol sophomore wideout made some nifty moves in the open field to find paydirt.

TENNESSEE	10	0	7	0	—	17
PENN STATE	7	0	14	21	—	42

PSU — Cash 10 pass from Sacca (Fayak kick)

TENN — Stewart run 1 (Becksvoort kick)

TENN — Becksvoort 24 FG

TENN — Fleming 44 pass from Kelly (Becksvoort kick)

PSU — LaBarca 3 pass from Sacca (Fayak kick)

PSU — Brady 13 pass from Sacca (Fayak kick)

PSU — Anderson 2 run (Fayak kick)

PSU — Givens 23 fumble interception return (Fayak kick)

PSU — McDuffie 37 pass from Sacca (Fayak kick)

TEAM STATISTICS		TENN	PSU
First Downs		25	12
Rushes-Yards		45-171	37-76
Passing Yards		270	150
Passes (Att.-Comp.-Int.)		43-21-1	28-11-0
Total Offensive Plays		88	65
Total Offensive Yards		441	226
Fumbles-Lost		5-3	0-0
Penalties-Yards		3-34	3-36
Punts-Average		6-36.3	9-47.9
Sacks By-Yards		4-25	3-20
Time of Possession		32:21	27:39

TENNESSEE						
<b>RUSHING</b>	Att	Gain	Lost	Net	TD	Lg
Stewart	15	86	2	84	1	13
Hayden	13	57	1	56	0	12
<b>PASSING</b>	Att	Comp	Int	Yds	TD	Lg
Kelly	40	20	1	273	1	44
<b>RECEIVING</b>	No	Yds	TD	Lg		
Pickens	8	100	0	28		

PENN STATE						
<b>RUSHING</b>	Att	Gain	Lost	Net	TD	Lg
Anderson	17	60	3	57	1	17
<b>PASSING</b>	Att	Comp	Int	Yds	TD	Lg
Sacca	28	11	0	150	4	37
<b>RECEIVING</b>	No	Yds	TD	Lg		
McDuffie	4	78	1	37		
Drayton	3	35	0	18		

## 1993 HALL OF FAME BOWL



JAN. 1, 1993

### TENNESSEE 38 BOSTON COLLEGE 23

TAMPA — Tennessee scored 14 points despite having the ball only 3:32 of the first quarter and added 24 more in the third and early fourth quarters to take a 38-23 decision over Boston College in the seventh annual Hall of Fame Bowl at

Tampa Stadium.

Game MVP Heath Shuler led the way, completing 18 of 23 passes for 245 yards and two touchdowns while scoring two himself. His TD passes went to Cory Fleming (27 yards) and Mose Phillips (69 yards). Shuler scored twice on runs of 1 and 14 yards. Jerry Colquitt threw a 48-yard scoring pass to Fleming and John Becksvoort added a field goal and five extra points. The Vols outgained the Eagles 450-371.

After a bad snap on BC's first punt of the game led to good field position at the BC 43, Shuler found Ron Davis down the left side for 42 yards and scored a play later on a keeper left. Fleming's first TD came on the Vols' next possession. The Vols' third quarter surge featured Shuler's second TD of the day and a Phillips' determined run for a score.

TENNESSEE	14	0	17	7	—	38
BOSTON COLLEGE	0	7	0	16	—	23

TENN — Shuler 1 run (Becksvoort kick)

TENN — Fleming 27 pass from Shuler (Becksvoort kick)

BC — Mitchell 12 pass from Foley (Gordon kick)

TENN — Shuler 14 run (Becksvoort kick)

TENN — Becksvoort 25 FG

TENN — Phillips 69 pass from Shuler (Becksvoort kick)

TENN — Fleming 48 pass from Colquitt (Becksvoort kick)

BC — Mitchell 17 pass from Foley (Mitchell pass from Foley)

BC — D. Campbell 7 run (L. Boyd pass from Foley)

TEAM STATISTICS		TENN	BC
First Downs		20	22
Rushes-Yards		39-157	33-103
Passing Yards		293	268
Passes (Att.-Comp.-Int.)		26-19-0	47-23-1
Total Offensive Plays		65	80
Total Offensive Yards		450	371
Fumbles-Lost		1-1	1-0
Penalties-Yards		5-40	5-25
Punts-Average		4-41.3	5-37.0
Sacks By-Yards		4-30	1-5
Time of Possession		29:31	30:29

TENNESSEE						
<b>RUSHING</b>	Att	Gain	Lost	Net	TD	Lg
Garner	10	49	4	45	0	11
<b>PASSING</b>	Att	Comp	Int	Yds	TD	Lg
Shuler	23	18	0	245	2	69
<b>RECEIVING</b>	No	Yds	TD	Lg		
Fleming	5	102	2	48		
Phillips	3	88	1	69		

BOSTON COLLEGE						
<b>RUSHING</b>	Att	Gain	Lost	Net	TD	Lg
Dukes	15	88	5	83	0	19
<b>PASSING</b>	Att	Comp	Int	Yds	TD	Lg
Foley	46	23	1	268	2	27
<b>RECEIVING</b>	No	Yds	TD	Lg		
Mitchell	9	100	2	19		

## 1994 FLORIDA CITRUS BOWL



JAN. 1, 1994

### PENN STATE 31 TENNESSEE 13

ORLANDO — Tennessee jumped to a 10-0 lead on its first two offensive series, but Penn State rallied from a 13-10 deficit late in the first half with 21 unanswered points to take a 31-13 decision in the 48th annual Florida Citrus

Bowl.

Tennessee moved to a field goal on its first possession, one of two made by John Becksvoort on the day. The Vols scored a touchdown on their second foray into Penn State territory on a 19-yard pass from Heath Shuler to Cory Fleming, but could add only a Citrus Bowl record 50-yard field goal by Becksvoort the rest of the afternoon.

Penn State scored to take the lead for good just before halftime and added another score off a sustained drive after the opening kickoff of the second half to assume control of the game.

Charlie Garner rushed 16 times for 89 yards and Fleming caught seven passes for 101 yards. The Vols finished with a 9-2-1 overall record.

TENNESSEE	10	3	0	0	—	13
PENN STATE	7	10	7	7	—	31

TENN — Becksvoort 46 FG

TENN — Fleming 19 pass from Shuler (Becksvoort kick)

PSU — Carter 3 run (Fayak kick)

PSU — Fayak 19 FG

TENN — Becksvoort 50 FG

PSU — Carter 14 run (Fayak kick)

PSU — Brady 7 pass from Collins (Fayak kick)

PSU — Ingram 15 pass from Collins (Fayak kick)

TEAM STATISTICS		TENN	PSU
First Downs		16	20
Rushes-Yards		29-135	42-209
Passing Yards		213	162
Passes (Att.-Comp.-Int.)		44-23-1	24-15-1
Total Offensive Plays		73	66
Total Offensive Yards		348	371
Fumbles-Lost		0-0	0-0
Penalties-Yards		10/79	4/30
Punts-Average		6-44.2	6-32.0
Sacks By-Yards		4-20	1-7
Time of Possession		29:47	30:13

TENNESSEE						
<b>RUSHING</b>	Att	Gain	Lost	Net	TD	Lg
Garner	16	91	2	89	0	18
<b>PASSING</b>	Att	Comp	Int	Yds	TD	Lg
Shuler	42	22	1	205	1	27
<b>RECEIVING</b>	No	Yds	TD	Lg		
Fleming	7	101	1	27		

PENN STATE						
<b>RUSHING</b>	Att	Gain	Lost	Net	TD	Lg
Carter	21	112	4	108	1	15
<b>PASSING</b>	Att	Comp	Int	Yds	TD	Lg
Collins	24	15	1	162	2	36
<b>RECEIVING</b>	No	Yds	TD	Lg		
Ingram	7	107	1	36		

### 1994 GATOR BOWL



DEC. 30, 1994

#### TENNESSEE 45 VIRGINIA TECH 23

GAINESVILLE — Tennessee bolted to a 35-10 halftime lead and moved on from there to take a 45-23 triumph over Virginia Tech in the 1994 Gator Bowl game, played this year at Florida Field in Gainesville. A 21-point second quarter was

the key as the Vols scored on five of seven first half possessions.

James Stewart scored three TDs and threw a 19-yard TD pass to Kendrick Jones. Peyton Manning threw a 36-yard TD pass to Marcus Nash and Jay Graham scored on a 1-yard run.

Tyrone Hines had an interception which led to the Vols' first score and Shawn Summers had a 49-yard punt return that led to a Vol score in the fourth period.

Stewart, who was named the most outstanding player for the game, carried 22 times for 85 yards. Manning completed 12 of 19 passes for 189 yards. Joey Kent led the Vols with six receptions for 116 yards, 42 coming on a spectacular catch down the far boundary a play before Nash's TD grab. With the win, the Vols finished 8-4 for the season, after starting 1-3.

TENNESSEE	14	21	0	10 — 45
VIRGINIA TECH	0	10	6	7 — 23

TENN — J. Stewart 1 run (Becksvort kick)

TENN — Nash 36 pass from Manning (Becksvort kick)

TENN — Graham 1 run (Becksvort kick)

VT — Thomas 1 run (Williams kick)

TENN — J. Stewart 1 run (Becksvort kick)

TENN — Jones 19 pass from J. Stewart (Becksvort kick)

VT — Williams 28 FG

VT — DeShazo 7 run (kick failed)

TENN — J. Stewart 5 run (Becksvort kick)

TENN — Becksvort 19 FG

VT — Still 9 pass from Druckenmiller (Williams kick)

TEAM STATISTICS	TENN	TECH
First Downs	18	22
Rushes-Yards	47-245	43-189
Passing Yards	250	237
Passes (Att.-Comp.-Int.)	23-16-0	38-23-2
Total Offensive Plays	70	81
Total Offensive Yards	495	426
Fumbles-Lost	0-0	5-1
Penalties-Yards	7-58	3-25
Punts-Average	5-43.6	5-43.4
Sacks By-Yards	0-0	2-16
Time of Possession	30:55	29:05


#### TENNESSEE

RUSHING	Att	Gain	Lost	Net	TD	Lg
Stewart	22	87	2	85	3	18
PASSING	Att	Comp	Int	Yds	TD	Lg
Manning	19	12	0	189	1	42
RECEIVING	No	Yds	TD	Lg		
Kent	6	116	0	42		

#### VIRGINIA TECH

RUSHING	Att	Gain	Lost	Net	TD	Lg
Thomas	19	103	1	102	1	27
DeShazo	11	50	11	39	1	13
PASSING	Att	Comp	Int	Yds	TD	Lg
DeShazo	30	17	2	140	0	25
RECEIVING	No	Yds	TD	Lg		
Still	5	79	1	25		
Holmes	5	45	0	16		

### 1996 FLORIDA CITRUS BOWL



Jan. 1, 1996

#### TENNESSEE 20 OHIO STATE 14

ORLANDO — Jeff Hall kicked two fourth quarter field goals and the Vol defense held Ohio State in check as Tennessee defeated the Buckeyes 20-14 on a rainy day in the 50th annual Florida Citrus Bowl.

Jay Graham, the game's MVP, rushed for 154 yards, including a 69-yard scoring dash late in the first half that pulled the Vols even, 7-7, at halftime. Peyton Manning completed 20 of 35 passes for 182 yards and one touchdown. Joey Kent led the Vol receiving corps with seven catches for 109 yards, including a 47-yard scoring toss from Manning that gave UT a 14-7 advantage in the third quarter.

Hall's two field goals in the fourth quarter came after the Buckeyes had tied the game, 14-14, to open the final stanza. Tennessee's defense, which had stopped the Buckeyes on a second quarter fourth-and-inches at the Vol 3-yard line, forced three turnovers in OSU's final four possessions to seal the victory.

UT held Ohio State, with Heisman winner Eddie George, to a season-low 89 yards on the ground.

The victory upped Tennessee's record to 11-1, its best since 1989 and propelled the Vols to a No. 2 finish in the final CNN-USA Today poll, UT's highest since 1967. The Vols were tabbed No. 3 in final Associated Press voting.

TENNESSEE	0	7	7	6 — 20
OHIO STATE	7	0	0	7 — 14

OSU — George 2 run (Jackson kick)

TENN — Graham 69 run (Hall kick)

TENN — Kent 47 pass from Manning (Hall kick)

OSU — Dudley 32 pass from Hoying (Jackson kick)

TENN — Hall 29 FG

TENN — Hall 25 FG

TEAM STATISTICS	TENN	OSU
First Downs	15	17
Rushes-Yards	32-145	36-89
Passing Yards	182	246
Passes (Att.-Comp.-Int.)	35-20-0	38-19-1
Total Offensive Plays	67	74
Total Offensive Yards	327	335
Fumbles-Lost	1-1	5-3
Penalties-Yards	8-43	6-57
Punts-Average	9-34.2	7-48.1
Sacks By-Yards	2-12	3-15
Time of Possession	30:39	29:21

#### TENNESSEE

RUSHING	Att	Gain	Lost	Net	TD	Lg
Graham	26	168	14	154	1	69
PASSING	Att	Comp	Int	Yds	TD	Lg
Manning	35	20	0	182	1	47
RECEIVING	No	Yds	TD	Lg		
Kent	7	109	1	47		

#### OHIO STATE

RUSHING	Att	Gain	Lost	Net	TD	Lg
George	25	107	6	101	1	17
PASSING	Att	Comp	Int	Yds	TD	Lg
Hoying	38	19	1	246	1	32
RECEIVING	No	Yds	TD	Lg		
Glenn	7	95	0	21		
Dudley	5	106	1	32		

### 1997 FLORIDA CITRUS BOWL



Jan. 1, 1997

#### TENNESSEE 48 NORTHWESTERN 28

ORLANDO — Tied 21-21 late in the second quarter, Tennessee scored the game's next 20 points and took a 48-28 victory over Big 10 co-champion Northwestern. Peyton Manning completed 27 of 39 passes for 408 yards to

lead the Vol attack.

After the Wildcats had battled back from a 21-0 first quarter deficit to tie the game, Manning threw a 67-yard TD pass to Joey Kent and beat the clock for a Jeff Hall field goal on the final play of the half to give the Vols a 31-21 halftime lead. The Vols stretched the lead to 38-21 when linebacker Tyrone Hines intercepted a Steve Schnur pass and returned the oskie 30 yards for a score. Hall added another field goal and Manning threw a TD pass to tight end Dustin Moore to conclude the Vol scoring.

The Vols had jumped to a 21-0 lead in the first quarter on a 43-yard TD pass from Manning to Peerless Price, a 10-yard run for a score by Manning and another TD toss, this one from Manning to Kent from 11 yards out. Price caught six passes for 110 yards and Kent caught five for 122 yards.

The Vols finished No. 9 overall in both polls.

TENNESSEE	21	10	7	10 — 48
NORTHWESTERN	0	21	0	7 — 28

TENN — P. Price 43 pass from Manning (Hall kick)

TENN — Manning 10 run (Hall kick)

TENN — Kent 11 pass from Manning (Hall kick)

NW — D. Autry 2 run (Gowins kick)

NW — Musso 20 pass from Schnur (Gowins kick)

NW — D. Autry 28 run (Gowins kick)

TENN — Kent 67 pass from Manning (Hall kick)

TENN — Hall 19 FG

TENN — Hines 30 interception run (Hall kick)

TENN — Hall 28 FG

NW — Bates 22 pass from Schnur (Gowins kick)

TENN — Moore 6 pass from Manning (Hall kick)

TEAM STATISTICS	TENN	NU
First Downs	29	22
Rushes-Yards	32-115	28-43
Passing Yards	408	242
Passes (Att.-Comp.-Int.)	39-27-0	51-27-4
Total Offensive Plays	71	79
Total Offensive Yards	523	285
Fumbles-Lost	4-2	1-1
Penalties-Yards	13-112	5-40
Punts-Average	4-35.8	6-37.3
Sacks By-Yards	3-31	3-23
Time of Possession	27:52	32:08

#### TENNESSEE

RUSHING	Att	Gain	Lost	Net	TD	Lg
Graham	14	81	2	79	0	14
PASSING	Att	Comp	Int	Yds	TD	Lg
Manning	39	27	0	408	4	67
RECEIVING	No	Yds	TD	Lg		
Price	6	110	1	43		
Kent	5	122	2	67		

#### NORTHWESTERN

RUSHING	Att	Gain	Lost	Net	TD	Lg
Autry	17	71	5	65	2	28
PASSING	Att	Comp	Int	Yds	TD	Lg
Schnur	45	25	3	228	2	22
RECEIVING	No	Yds	TD	Lg		
Bates	10	97	1	22		
Musso	10	91	1	20		

# Bowl Results

## 1998 ORANGE BOWL



Jan. 2, 1998

### NEBRASKA 42 TENNESSEE 17

MIAMI — A 21-point third quarter proved pivotal as No. 2 Nebraska took a 42-17 win over No. 3 Tennessee in the 1997 season's final bowl game and 64th Orange Bowl. The win vaulted the Cornhuskers to the No. 1 spot in the

Coaches' Poll with a 13-0 record. Tennessee finished 11-2, the sixth 11-win season in school history, and earned seventh (AP) and eighth (ESPN/USA Today) place finishes. A crowd of 72,835 saw the contest, the first ever between the two teams.

Peyton Manning and Tee Martin each threw TD passes for the Vols, Manning's a 5-yarder to Peerless Price and Martin's a 3-yarder to Andy McCullough. Jeff Hall added a 44-yard field goal and Travis Stephens caught a two-point conversion pass from Martin.

Tennessee fell behind 14-0 before Hall's fielder in the second quarter and saw the game get away when Nebraska cranked up the ground game in the third quarter en route to scores on drives of 80, 73 and 80 yards. The Huskers' third score came after Manning's TD pass to Price cut the margin to 28-9 after a 72-yard, 9-play drive. Tailback Jamal Lewis concluded a stellar freshman season, carrying 14 times for 90 yards and being named his team's MVP.

TENNESSEE	0	3	6	8-17
NEBRASKA	7	7	21	7-42

NEB - Green 1 run (Brown kick)

NEB - Wiggins 10 run (Brown kick)

TENN - Hall 44 FG

NEB - Frost 1 run (Brown kick)

NEB - Frost 11 run (Brown kick)

TENN - Price 5 pass from Manning (Pass failed)

NEB - Green 22 run (Brown kick)

NEB - Frost 9 run (Brown kick)

TENN - McCullough 3 pass from Martin (Stephens pass from Martin)

TEAM STATISTICS	TENN	NEB
First Downs	16	30
Rushes-Yards	21-128	68-409
Passing Yards	187	125
Passes (Att.-Comp.-Int.)	35-25-1	12-9-0
Total Offensive Plays	56	80
Total Offensive Yards	315	534
Fumbles-Lost	2-2	3-2
Penalties-Yards	5-37	8-63
Punts-Average	6-52.3	4-39.0
Sacks By-Yards	0-0	1-9
Time of Possession	23:57	36:03

### TENNESSEE

RUSHING	Att	Gain	Lost	Net	TD	Lg
Lewis	14	92	2	90	0	26
PASSING	Att	Comp	Int	Yds	TD	Lg
Manning	31	21	1	134	1	20
RECEIVING	No	Yds	TD	Lg		
Nash	5	53	0	20		

### NEBRASKA

RUSHING	Att	Gain	Lost	Net	TD	Lg
Green	29	210	4	206	2	47
Frost	17	69	9	60	3	11
PASSING	Att	Comp	Int	Yds	TD	Lg
Frost	12	9	0	125	0	29
RECEIVING	No	Yds	TD	Lg		
Jackson	4	56	0	25		

## 1999 FIESTA BOWL



Jan. 4, 1999

### TENNESSEE 23 FLORIDA STATE 16

TEMPE — Tennessee won the 1998 national championship, the first for the Vols since 1951, and completed the school's first-ever 13-0 season with a 23-16 win over the No. 2 Seminoles. Tee Martin completed 11 of 18 passes for 278

yards and threw TD passes to Shawn Bryson and Peerless Price, covering 4 and 79 yards respectively.

For his part, Price caught four passes for 199 yards, setting a Tennessee bowl receiving record in the process. A Fiesta Bowl record crowd of 84,470 saw the game, only the second meeting between the two schools, the first coming in 1958.

Bryson's TD reception came in the second quarter and was followed by Dwayne Goodrich pilfering an FSU pass and returning the oskie 54 yards for a score which gave the Vols a 14-0 lead. Goodrich's TD run was the third of his career. Bryson's TD came after the Vols took a Jeff Hall field goal off the board due to a roughing-the-kicker penalty.

Florida State narrowed the margin to 14-9 at the half and the score remained that way until midway in the fourth quarter when Martin and Price hooked up for the pivotal 79-yard score, followed by a Seminole turnover and a Hall field goal good from 23 yards out. The Seminoles pulled to within the eventual 23-16 margin late in the game, but could get no closer.

Price was named the Offensive Player of the Game and Goodrich the Defensive Player of the Game.

TENNESSEE	0	14	0	9-23
FLORIDA STATE	0	9	0	7-16

TENN - Bryson 4 pass from T. Martin (Hall kick)

TENN - Goodrich 54 interception return (Hall kick)

FSU - McCray 1 run (Kick failed)

FSU - Janikowski 34 FG

TENN - Price 79 pass from T. Martin (Kick blocked)

TENN - Hall 23 FG

FSU - Outzen 7 run (Janikowski kick)

TEAM STATISTICS	TENN	FSU
First Downs	16	13
Rushes-Yards	45-114	41-108
Passing Yards	278	145
Passes (Att.-Comp.-Int.)	19-11-2	22-9-2
Total Offensive Plays	64	63
Total Offensive Yards	392	253
Fumbles-Lost	3-2	4-1
Penalties-Yards	9-55	12-110
Punts-Average	5-38.0	9-39.8
Sacks By-Yards	4-31	1-3
Time of Possession	31:10	28:50

### TENNESSEE

RUSHING	Att	Gain	Lost	Net	TD	Lg
Henry	19	32	4	28	0	9
Stephens	13	61	1	60	0	18
PASSING	Att	Comp	Int	Yds	TD	Lg
T. Martin	18	11	2	278	2	79

RECEIVING	No	Yds	TD	Lg
Price	4	199	1	79

### FLORIDA STATE

RUSHING	Att	Gain	Lost	Net	TD	Lg
Minor	15	91	8	83	0	23
PASSING	Att	Comp	Int	Yds	TD	Lg
Outzen	22	9	2	145	0	39

RECEIVING	No	Yds	TD	Lg
Dugans	6	135	0	39



**1999 FIESTA BOWL** — Tee Martin capped off Tennessee's 13-0 National Championship season by completing 11-of-18 passes for 278 yards and two touchdowns in the Vols' 23-16 Tostitos Fiesta Bowl victory over Florida State.

**2000 FIESTA BOWL**



Jan. 2, 2000  
**NEBRASKA 31**  
**TENNESSEE 21**

TEMPE - Two long Nebraska scoring drives in the second half ended Tennessee's hopes of an upset in the Cornhuskers' 31-21 victory over the Vols before 71,526 in the 2000 Tostitos Fiesta Bowl.

The Cornhuskers, who rushed for 321 yards and held the Vols to but 44, jumped to a 14-0 lead in the first quarter, on a 7-yard run by I-back Dan Alexander, who ran for 108 yards on the night, and a 60-yard punt return by Bobby Newcombe. Nebraska added a field goal late in the half before Tee Martin led a 65-yard, eight-play drive culminating in a 9-yard pass to wideout Donte' Stallworth.

The Vols closed it to 17-14 when Travis Henry scored on a 4-yard run early in the third quarter after the Vols forced a fumble on the second play after the third quarter kickoff. Will Overstreet caused the bobble and Dominique Stevenson got it.

The Cornhuskers hurt the Vols with the pass on the first scoring drive, but marched the entire 99 yards on the ground on the second drive.

The Vols got the game's last score when wide receiver Cedrick Wilson, a former high school quarterback, threw a 44-yard TD pass to Stallworth that closed it to 31-21 with 7:25 left. It was his first pass as a Vol and showed the versatility of the Memphis wideout.

TENNESSEE	0	7	7	7 - 21
NEBRASKA	14	3	7	7 - 31

- NEB - Alexander 7 run (Brown kick)
- NEB - Newcombe 60 punt return (Brown kick)
- NEB - J. Brown 31 FG
- TENN - Stallworth 9 pass from T. Martin (Walls kick)
- TENN - Henry 4 run (Walls kick)
- NEB - Golliday 13 pass from Crouch (Brown kick)
- NEB - Buckhalter 2 run (Brown kick)
- TENN - Stallworth 44 pass from Wilson (Walls kick)

TEAM STATISTICS		TENN	NEB
First Downs		17	23
Rushes-Yards		26-44	56-321
Passing Yards		267	148
Passes (Att.-Comp.-Int.)		35-20-2	15-9-0
Total Offensive Plays		61	71
Total Offensive Yards		311	469
Fumbles-Lost		1-0	1-1
Penalties-Yards		5-41	8-59
Punts-Average		7-43.1	6-39.5
Sacks By-Yards		2-12	3-7
Time of Possession		26:05	33:55

TENNESSEE						
<b>RUSHING</b>	Att	Gain	Lost	Net	TD	Lg
Henry	10	32	1	31	1	10
Lewis	8	21	2	19	0	5
<b>PASSING</b>	Att	Comp	Int	Yds	TD	Lg
T. Martin	34	19	2	223	1	49
Wilson	1	1	0	44	1	44
<b>RECEIVING</b>	No	Yds	TD	Lg		
Stallworth	8	108	2	44		
Wilson	7	75	0	15		

NEBRASKA						
<b>RUSHING</b>	Att	Gain	Lost	Net	TD	Lg
Alexander	21	111	4	108	1	15
<b>PASSING</b>	Att	Comp	Int	Yds	TD	Lg
Crouch	15	9	0	148	1	46
<b>RECEIVING</b>	No	Yds	TD	Lg		
Davison	2	68	0	46		

**2001 COTTON BOWL**



Jan. 1, 2001  
**KANSAS STATE 35**  
**TENNESSEE 21**

DALLAS - Leading 21-14 at the half, Kansas State scored on its first two possessions of the third quarter and held Tennessee scoreless until the final minutes to take a 35-21 victory in the 65th annual Cotton Bowl Classic on a cold

and snowy day in Texas.

The Wildcats jumped to a 7-0 first quarter lead, but the Vols rallied to tie the game on a 17-yard pass from freshman quarterback Casey Clausen to wideout David Martin in the second period. Kansas State then parlayed two TD passes from game MVP Jonathan Beasley to wideout Quincy Morgan, 56 and 10 yards, respectively, to lead 21-7 midway in the second quarter.

Kansas State appeared headed for more late in the second quarter, when defensive tackle Chavis Smith tipped a Beasley pass and Jabari Greer took the interception back 78 yards for a score. K-State's 21-14 lead at the half didn't last long once the third quarter started.

The Wildcats' two third quarter scores came entirely on the ground in the first 4:54 of the third quarter. It remained 35-14 until Travis Henry, who ran for 180 yards on 17 carries, found daylight on a dash up the middle and outran everybody to the end zone.

The game marked the Vols' fifth appearance in the Cotton Bowl overall and first since 1990. It was also the Vols' first game against Kansas State.

TENNESSEE	0	14	0	7 - 21
KANSAS STATE	7	14	14	0 - 35

- KSU - Beasley 14 run (Rheem kick)
- TENN - D. Martin 17 pass from Clausen (Walls kick)
- KSU - Morgan 56 pass from Beasley (Rheem kick)
- KSU - Morgan 10 pass from Beasley (Rheem kick)
- TENN - Greer 78 interception run (Walls kick)
- KSU - Scobey 12 run (Rheem kick)
- KSU - Scobey 6 run (Rheem kick)
- TENN - Henry 81 run (Walls kick)

TEAM STATISTICS		TENN	KSU
First Downs		12	25
Rushes-Yards		24-178	59-297
Passing Yards		120	210
Passes (Att.-Comp.-Int.)		25-7-3	27-13-1
Total Offensive Plays		49	86
Total Offensive Yards		298	507
Fumbles-Lost		1-0	1-1
Penalties-Yards		5-40	7-44
Punts-Average		8-29.2	5-34.0
Sacks By-Yards		0-0	2-9
Time of Possession		21:34	38:26

TENNESSEE						
<b>RUSHING</b>	Att	Gain	Lost	Net	TD	Lg
Henry	17	183	3	180	1	81
<b>PASSING</b>	Att	Comp	Int	Yds	TD	Lg
Clausen	25	7	3	120	1	41
<b>RECEIVING</b>	No	Yds	TD	Lg		
Wilson	3	54	0	41		

KANSAS STATE						
<b>RUSHING</b>	Att	Gain	Lost	Net	TD	Lg
Scobey	28	153	6	147	2	21
<b>PASSING</b>	Att	Comp	Int	Yds	TD	Lg
Beasley	27	13	1	210	2	56
<b>RECEIVING</b>	No	Yds	TD	Lg		
Morgan	7	145	2	56		



**2001 COTTON BOWL** — Tennessee's Travis Henry had a stellar game in the 2001 Cotton Bowl with 180 yards on 17 carries. Henry's total included an 81-yard TD dash which set a Vol bowl record for longest run from scrimmage.

2004 VOLUNTEERS

# Bowl Results

## 2002 FLORIDA CITRUS BOWL



Jan. 1, 2002

### TENNESSEE 45 MICHIGAN 17

ORLANDO - Tennessee's first meeting with Michigan was one for the ages - as in, it had been ages since Michigan suffered such a resounding defeat.

The Vols threw nearly every offensive weapon possible at the Wolverines and rolled to a 45-17 victory in the Capital One Florida Citrus Bowl. Capping an 11-2 season, Tennessee's 28-point win matched its largest bowl triumph.

Game MVP Casey Clausen threw for a career-high 393 yards on 26-of-34 completions. He also passed for three touchdowns and nearly had two more - twice Donte Stallworth was tackled inside the 1-yard line.

After UT marched for an opening field goal, defensive MVP John Henderson was in on three straight tackles that forced Michigan into a quick three-and-out. The Wolverines gained a first down on their next possession, but then Henderson caused one fumble and recovered another - on the same play - to set the Vols up for their first touchdown.

UT's receivers had a spectacular day. Stallworth caught eight passes for 119 yards and had 190 all-purpose yards. Kelley Washington caught six passes for 70 yards and two scores, while Jason Witten hauled in six catches for a career-high 125 yards.

Michigan's loss was its worse in 33 bowl appearances and the Wolverines' worse in any game since losing 50-14 to Ohio State in 1968.

"It's been a while since we've played a team as good as Tennessee," Michigan running back Chris Perry said.

TENNESSEE	10	14	7	14 - 45
MICHIGAN	0	10	0	7 - 17

- TENN - Walls 32 FG
- TENN - Washington 3 pass from Clausen (Walls kick)
- TENN - Clausen 1 run (Walls kick)
- UM - Askef 14 pass from Navarre (Epstein kick)
- TENN - Clausen 1 run (Walls kick)
- UM - Epstein 28 FG
- TENN - Witten 64 pass from Clausen (Walls kick)
- TENN - Washington 37 pass from Clausen (Walls kick)
- TENN - Stephens 3 run (Walls kick)
- UM - Bell 24 pass from Navarre (Epstein kick)

TEAM STATISTICS		TENN	MICH
First Downs		22	20
Rushes-Yards		37-97	31-103
Passing Yards		406	240
Passes (Att.-Comp.-Int.)		35-27-0	39-21-1
Total Offensive Plays		72	70
Total Offensive Yards		503	343
Fumbles-Lost		3-1	4-2
Penalties-Yards		3-32	6-42
Punts-Average		5-31.8	7-39.6
Sacks By-Yards		4-18	4-22
Time of Possession		34:13	25:47

TENNESSEE						
<b>RUSHING</b>	Att	Gain	Lost	Net	TD	Lg
Stallworth	2	44	0	44	0	42
<b>PASSING</b>	Att	Comp	Int	Yds	TD	Lg
Clausen	34	26	0	393	3	64
<b>RECEIVING</b>	No	Yds	TD	Lg		
Stallworth	8	119	0	32		

MICHIGAN						
<b>RUSHING</b>	Att	Gain	Lost	Net	TD	Lg
Askef	9	76	5	71	0	25
<b>PASSING</b>	Att	Comp	Int	Yds	TD	Lg
Navarre	39	21	1	240	2	35
<b>RECEIVING</b>	No	Yds	TD	Lg		
Walker	5	100	0	35		

## 2002 PEACH BOWL



Dec. 31, 2002

### MARYLAND 30 TENNESSEE 3

ATLANTA - Maryland handed Tennessee its worst bowl loss in school history, a 30-3 blitz at the 35th annual Chick-fil-A Peach Bowl.

The Terrapins took advantage of two key UT turnovers and used a balanced attack in defeating the Vols for the third time in five postseason meetings.

Tennessee had eight penalties for 68 yards and Vols quarterback Casey Clausen was sacked six times for minus-36 yards. In addition, UT converted only four of 13 third-down opportunities and rushed 27 times for just 45 net yards -- the school's third lowest figure in 43 bowl appearances.

Tennessee's defense played well enough to jump to No. 5 nationally in total defense by game's end after allowing the Terrapins only 274 yards from scrimmage. But Maryland balanced 154 rushing yards and 120 passing yards with 177 return yards on some timely special teams play.

The Terps' second touchdown was a 54-yard interception and return by Curome Cox, the longest against a Tennessee team in bowl history. Later, return specialist Steve Suter fielded a Dustin Colquitt punt and scampered 79 yards to the UT 14, setting up Maryland's final three points of the game.

Maryland quarterback Scott McBrien scored twice and place-kicker Nick Novak hit on all three field goal tries.

Tennessee finished the game with more first downs than Maryland, ran the same number of offensive plays and compiled more yards of total offense. Yet Alex Walls' 38-yard field goal in the second quarter was the only scoring the Vols could muster.

TENNESSEE	0	3	0	0 - 3
MARYLAND	7	10	3	10 - 30

- MD - McBrien 1 run (Novak kick)
- MD - Cox 54 interception return (Novak kick)
- TENN - Walls 38 FG
- MD - Novak 48 FG
- MD - Novak 44 FG
- MD - McBrien 6 run (Novak kick)
- MD - Novak 25 FG

TEAM STATISTICS		TENN	MARYLAND
First Downs		18	17
Rushes-Yards		27-45	45-154
Passing Yards		242	120
Passes (Att.-Comp.-Int.)		37-23-1	19-11-0
Total Offensive Plays		64	64
Total Offensive Yards		287	274
Fumbles-Lost		1-1	2-1
Penalties-Yards		8-68	2-10
Punts-Average		6-47.7	3-50.3
Sacks By-Yards		1-2	6-36
Time of Possession		26:44	33:16

TENNESSEE						
<b>RUSHING</b>	Att	Gain	Lost	Net	TD	Lg
Houston	9	35	1	34	0	9
<b>PASSING</b>	Att	Comp	Int	Yds	TD	Lg
Clausen	37	23	1	242	0	44
<b>RECEIVING</b>	No	Yds	TD	Lg		
Brown	5	75	0	44		

MARYLAND						
<b>RUSHING</b>	Att	Gain	Lost	Net	TD	Lg
Perry	15	57	7	50	0	11
<b>PASSING</b>	Att	Comp	Int	Yds	TD	Lg
McBrien	19	11	0	120	0	36
<b>RECEIVING</b>	No	Yds	TD	Lg		
Harrison	4	74	0	36		

## 2004 PEACH BOWL



Jan. 2, 2004

### CLEMSON 27 TENNESSEE 14

ATLANTA - Clemson jumped to a 10-0 lead late in the first quarter, matched two Tennessee touchdowns with two of its own before halftime and added a late field goal, all adding up to a 27-14 victory in the 35th annual Chick-fil-A Peach Bowl. A record Georgia Dome crowd of 75,125 saw the first game between the two teams since 1976.

Clemson took the first drive of the game 80 yards in six plays for a score and added a field goal after a long punt return.

Casey Clausen who completed 31 of 55 passes for 384 yards, threw touchdown passes to Chris Hannon (19 yards) in the first quarter and Jones (30 yards) in the second, but the Tigers had touchdowns of their own in response to each of the Vol scores.

Tennessee had an 8-minute, 17-play, 77-yard third-quarter drive foiled by a penalty and missed field goal.

Clausen completed passes to 10 different receivers in his final game as a Vol, with Troy Fleming catching 6 for 54 yards, Jones 5 for 66 and Hannon 4 for 57. The Vols' first score came after an 11-play, 87-yard drive and the second was 4 plays, 43 yards after an interception by safety Gibril Wilson.

The Vols, who finished 10-3, made their 44th bowl appearance, second-best all-time in NCAA history, posting a 23-21 mark. Tennessee made its 15th consecutive bowl appearance, fourth-longest streak in the NCAA. The Vols played in their eighth New Year's bowl game in the past nine years.

TENNESSEE	7	7	0	0 - 14
CLEMSON	10	14	0	3 - 27

- CLEM - Coleman 8 run (Hunt kick)
- CLEM - Hunt, FG 23
- TENN - Hannon 19 pass from Clausen (Wilhoit kick)
- CLEM - Jasmin 15 run (Hunt kick)
- TENN - Jones 30 pass from Clausen (Wilhoit kick)
- CLEM - Browning 8 run (Hunt kick)
- CLEM - Hunt 28 FG

TEAM STATISTICS		TENN	CLEMSON
First Downs		28	25
Rushes-Yards		26-38	34-153
Passing Yards		384	246
Passes (Att.-Comp.-Int.)		56-31-0	40-22-1
Total Offensive Plays		82	74
Total Offensive Yards		422	399
Fumbles-Lost		1-1	1-0
Penalties-Yards		10-119	6-45
Punts-Average		8-38.5	5-42.0
Sacks By-Yards		1-10	6-43
Time of Possession		32:09	27:51

TENNESSEE						
<b>RUSHING</b>	Att	Gain	Lost	Net	TD	Lg
Houston	6	25	1	24	0	17
<b>PASSING</b>	Att	Comp	Int	Yds	TD	Lg
Clausen	55	31	0	384	2	35
<b>RECEIVING</b>	No	Yds	TD	Lg		
Fleming	6	54	0	16		

CLEMSON						
<b>RUSHING</b>	Att	Gain	Lost	Net	TD	Lg
Jasmin	15	131	1	130	1	31
<b>PASSING</b>	Att	Comp	Int	Yds	TD	Lg
Whitehurst	40	22	1	246	0	35
<b>RECEIVING</b>	No	Yds	TD	Lg		
Hamilton	5	69	0	26		
Currie	5	50	0	22		



**James Wilhoit**

## WILHOIT GETS KICK OUT OF WINNING FG

(From an article in the Knoxville News Sentinel by Gary Lundy concerning place-kicker James Wilhoit)

Six years ago, James Wilhoit said he took a lap around his house in Hendersonville after watching Tennessee placekicker Jeff Hall hit the winning field goal in overtime against Florida.

"I remember celebrating and thinking how awesome it would be if I got that opportunity some day," Wilhoit said.

The opportunity came Saturday night. This time, he took off running around the field after hitting a 50-yard field goal in the closing seconds to lift the Vols to a 30-28 victory over the Gators. It was a dramatic turn of events for Wilhoit, who missed an extra point that could have tied the game minutes earlier.

Hall attended the game at Neyland Stadium and came to the UT locker room to congratulate Wilhoit.

"I didn't put any pressure on myself after missing that extra point," Wilhoit said.

"I had been so dejected that honestly so many emotions were going on that I was pretty much spent. I just told myself to concentrate and relax.

"One thing about a kicker is that you can never get too high or too low. I think the older I get the more I understand that. As soon as I kicked, I knew it was good. It was a weight lifted off my shoulder. We were going to either win or lose on my kick."

"I pushed (the extra point) right. I think I took my head up too quick expecting to make it and took it for granted. I got a sick feeling in my stomach and I was just hoping we would get another opportunity."

As quarterback Erik Ainge directed the final drive and the Vols marched downfield, Wilhoit was on the sidelines kicking into a net. Just before being sent on the field, he trotted near UT

coach Phillip Fulmer, who offered him encouragement.

"Coach Fulmer gave me a high-five and said he believed in me," Wilhoit said.

"That's one thing about this team, they always have supported me. That helps in a situation like this. As a kicker, I want to win just as much as anyone else. Trust me, I didn't want to miss that extra point. I wanted to make that field goal more than anyone on the team."

Numerous players and coaches, including running backs coach Trooper Taylor and offensive coordinator Randy Sanders, made a point to tell Wilhoit they believed in him after he missed the extra point.

"Coach Sanders came up to me and told me they had complete confidence in me," Wilhoit said.

Wilhoit responded by saying if the offense got the ball close enough, he would take care of the rest.

"I felt like I owed it to the team not to get down," he said.

Understandably, it was more nerve-wracking for his parents than it was for him.

His mom, Debbie, had taken her blood-pressure medicine earlier in the game. After her son missed the extra point, she went down to the tunnel where the Vols exit the field so she could be there whether the team won or lost.

His dad, Gary, watched as the ball sailed through the uprights. He said that is something he didn't do in last season's five-overtime win at Alabama.

"Every time James kicked an extra point there, I would turn my back," Gary Wilhoit said.

"But this time I watched it. We've never been through anything like this."

Snapper Adam Miles said as soon as he looked up, he could tell the kick was going to be good.

"I think I'm the person who got the first penalty flag for celebrating," Miles said, laughing.

"I found myself high-stepping off the field. It was the best moment by far since I've been here. I hugged James after the kick, told him I loved him and we both got teary-eyed."

*EDITOR'S NOTE: James Wilhoit led the Tennesseans with 66 points scored on the season, perhaps none more important than the three points earned on the long-distance boot against the Gators. Wilhoit was named SEC Special Teams Player of the Week for his Florida effort. Wilhoit went 9-of-15 for field goals and 39-of-40 on extra points for the season. Wilhoit hit his stride as the Vols persevered through the stretch run to the SEC Championship Game, hitting five of his last six field goals. Wilhoit also drew kickoff duties, drilling 27 of 66 for touchbacks. None of the 66 kickoffs went out of bounds to surrender extra yardage.*

## JUST CALL HIM MR. COMPETITIVE

(From an article on Volquest.com by Brent Hubbs concerning safety Jason Allen)

If you are looking for a friendly outing of golf, tennis or whatever leisure activity you enjoy, don't call safety Jason Allen, because for the Muscle Shoals, Alabama native there is no such thing.

Allen admits that there is nothing he does in life that he does not compete at. Just how competitive is he you ask. Take his golf class for example. At the start of the class, there were a couple of females hitting the ball further than Allen. He did not like it and he kept asking them to keep hitting until he could hit the ball further than they could.

On the football field, Allen's competitive nature is obvious and judging everything by winning or losing has long been Jason Allen's style.

"Growing up having six brothers and sisters and having an older brother, I was always competing," Allen admitted. "I just remember being in the backyard and wanting to hang out with my older brother. I always had to compete. If we were playing football games and I was not any good then my brother would not take me with him. If I did something wrong the day before then my brother would not let me go. I just learned to compete at a young age."

Allen's older brother, Kelvin, is 26 (5 years older than Jason) and Jason admits he took his fair share of losses from him through the years. But learning from defeat and not letting it happen again is Allen's motivation and that motivation has never been clearer than the last four games for him. Against Auburn, Allen got run over twice. Once by Carnell Williams at the goal line and once by Ronnie Brown near the goal line. The blow delivered by Ronnie Brown made every national highlight reel including ESPN's SportsCenter.

"I don't need to (look at the film). It's right



**Jason Allen**

2004 VOLUNTEERS

# Vol Digest

## SEC TACKLE LEADERS

Player, Team	UT-AT-TF-Avg./G
1. J. Allen, UT	84-34-118-9.8
2. K. Burnett, UT	86-28-114-9.5
3. M. Osemwegie, VU	54-40-94-9.4
4. C. Wortham, UA	33-53-86-7.8
L. Landry, LSU	48-38-86-7.8
6. O. Gaither, UT	69-19-88-7.3

here," he said pointing to his chest. "From a standpoint of pride, and it's on national TV and you get ran over in front of your friends on ESPN, it's kind of embarrassing. From a pride standpoint, that hurt me deep down inside. You've got to take it to heart and work on getting better, and that's what I've done."

Allen admits he saw it on SportsCenter and immediately received plenty of phone calls and text messages about the hit. Allen certainly has great pride and that pride has come through the last three games as he has responded with 25 tackles, a forced fumble, fumble recovery, and two pass break-ups.

"You live and you learn," Allen said. "For those couple of seconds there, I learned that with great, outstanding backs like that, you can't come in there tip-toeing. You've got to come full-speed ahead. Ever since then, I've had that mentality that I don't want that happening again, so I'm going to come with everything I've got. Everyone gets run over. It happens to the best. You just try to live and learn."

And learning is what Allen does best. Two spring practices ago, Allen took nearly every rep at cornerback and the result was a spectacular second half to his sophomore year after really coming into his own against Alabama. This year, Allen has used the Auburn game as the springboard to his success at safety. And the result is like a kid in the candy store.

"Me personally, I'm having a heck of a time out there flying around the football. I have the mentality, wherever the football is, I want to be there. Whether it's 30 yards down the field, or in the backfield, I want to be there. It's just fun right now. I'm having a great time playing."

According to Allen that "fun" is rubbing off on the entire defense and the result is like a group of guys getting together after school for a little neighborhood scrum.

"I feel we're really just having fun right now, kind of like backyard football sometimes, or going back to high school days, when you were having so much fun," Allen offered. "That's what guys are doing now. Guys are making plays because they're not thinking, they're just reacting to the ball and doing a job of preparing. The guys are having fun, and I think that's the biggest thing."

For Allen the fun is in competing. He never gets tight on the field. He admits he carries on conversations with everyone from his opponent to his teammates to the officials. Off the field and out of sports, Allen does what else ... he competes. He will graduate in three years (this

December) with a degree in sports management. Allen is not sure if for his senior year he will go to graduate school or get another undergraduate degree. As for his success as a student, Allen said it is what is required.

"I just know that going to school is a part of playing football. I don't want to be labeled as a typical athlete," Allen said. "People put the label that if you play football then you are not smart. That is not true about athletes. We are just as smart or smarter than some regular students. I just have the mentality in whatever I do whether it is cooking, cleaning, going to class or whatever. I am going to give it my all. You have to do it anyway so why not give it 110-percent."

And giving 110-percent is what Jason Allen is all about.

"There are some things that I might be weak at, but I am not going to let you know," Allen said. "I would be a fool to tell you my weakness. I am a competitor. If we are throwing pennies as high as we can in the air. I am going to compete. I have caught myself trying to cheat a little bit to get an edge, because I hate not being on top."

That desire to be on top is the reason why the former running back/wide receiver was one of the SEC's best cornerbacks coming into the season and is becoming one of the best safeties in the SEC.

*EDITOR'S NOTE: Jason Allen leads the SEC with 118 total tackles (84 solo, 34 assists). He adjusted admirably from cornerback to safety, piling up tackles from sideline to sideline and making life hard for anyone unfortunate enough to be in possession of the pigskin. Twice those ballcarriers didn't stay in possession of the pigskin very long as Allen's two forced fumbles tied for the team lead. Allen's 84 solo tackles ranked second on the squad. His 7.00 solo tackles per game rank fourth in the NCAA I-A. Allen made his presence felt in a variety of ways as he was one of only two Vols to register at least one tackle for loss, sack, interception, pass break up, quarterback hurry, fumble recovery and forced fumble.*

## TENNESSEE'S BROWN ADDS RECRUITING TO RESUME

*(From an article on the Associated Press wire by Elizabeth Davis concerning receiver Tony Brown)*

Tennessee senior Tony Brown is a reliable receiver, mentor to younger players, team leader and now a quarterback recruiter.

The recruiting part may have been the easiest role.

Brown already knew quarterback Brent Schaeffer from growing up near him in the Fort Lauderdale, Fla., area. Brown watched Schaeffer play little league football in the neighborhood, and Schaeffer went to Brown's high school before transferring to Deerfield Beach.

Running backs coach Woody McCorvey started recruiting Schaeffer for Tennessee but then left to join Sylvester Croom's staff at Mississippi State.

When Schaeffer was a high school senior last year, Brown made sure he called the younger player or visited him when he was home.

"I kind of took over after (McCorvey) left," Brown said. "He told me, 'Don't let this guy get away. He's going to be a special one.' And I believe him."

So far, Schaeffer has been as advertised. He started the No. 13 Volunteers' opener against UNLV, splitting time with fellow freshman Erik Ainge. Schaeffer and Ainge will both play Saturday night against No. 11 Florida.

Brown caught a 24-yard pass from Schaeffer in the 42-17 win and finished the game with a team-high 35 yards receiving.

Brown isn't the flashiest receiver on the field, but he's proven to be dependable.

Brown was thrown into a leadership role the past two years when the receiving corps was left with little experience following the departure of Donte Stallworth and Kelley Washington.

"He had to take it on," receivers coach Pat Washington said. "Honestly I put it upon him. ... At the time he was the most experienced guy I had. Tony was definitely the leader."

C. J. Fayton, a junior, has looked up to Brown during his career.

"He's a guy that sort of keeps us together and keeps us going and motivates us when times aren't going too good," Fayton said.

Brown has Washington's respect.

"When he leaves there is going to be a big void," Washington said. "He's a comfort zone for me. Whatever the situation is, I feel like if he's in there we have a chance to accomplish. That's just because of the person he is."

Brown almost didn't make it out of the state of Florida for college. He got a scholarship offer from Florida before he even graduated from St. Thomas Aquinas High School, where he broke two school records previously held by former Dallas Cowboy Michael Irvin.



**Tony Brown**

Brown committed early to Florida State, but McCorvey entered the picture and lured him to Tennessee in 2000.

"I really didn't follow Tennessee football until they won the national championship. Tee Martin and those guys caught my attention," Brown said.

Brown still talks to McCorvey, whom Brown looks up to like a father.

"When he was here I was in his office every day," Brown said.

He started the season with 63 catches for 853 yards and four touchdowns for his career. He got his fifth career touchdown against UNLV.

Brown was elected a team captain this season. He's just as respected off the field, too.

"If I had a daughter he's the type of guy I'd like my daughter to marry," Washington said.

That's why he's a go-to player for coaches during recruiting.

"When we bring prospects on campus, coaches are trying to get Tony Brown to be the guy that's going to host," Washington said. "He's a great example for the University of Tennessee."

*EDITOR'S NOTE: Tony Brown spent 2004 as the grand old man of the Vols' receiving corps. Showing great ability to adapt to each of the three Tennessee quarterbacks, the steady Brown stands as the only Vol to catch at least one pass in every game of the season. Brown led a blossoming young group of pass snaggers at Wide Receiver U., with 30 catches for 375 yards and two touchdowns. Brown's 32 career starts entering the Cotton Bowl far-and-away lead the receiving corps.*

#### UNFORGETTABLE

*(From an article in Volunteers Magazine by Josh Pate concerning linebacker Kevin Burnett)*

Has it really been that long?

The calendar's turn into rustic October means it's been 761 days since Kevin Burnett fell to the ground at the Coliseum in Nashville. Sometime between 5:30 and 6:15 p.m. Aug. 31, 2002, Burnett was scheduled to rush Wyoming quarterback Casey Bramlet. He was supposed to become Tennessee's incumbent linebacker, Round 2 of Al Wilson, Leonard Little and Raynoch Thompson all wrapped in one. He was to be the lifelike figure of the Torchbearer, carrying the everlasting flame of Tennessee's defense.

He came around the wall separating him from the Cowboys' backfield, but what was going to be the sixth sack in his career never happened. Burnett felt the slip in his knee and went to the ground in pain. First game of the season. First quarter. Fifth defensive play. Knee injury. His 2002 breakout season was over in the opener held in Nashville. His time would have to wait.

Waiting - it can be the most difficult thing a person does. On the field, seconds slip by before you can notice which light bulbs they brighten on the scoreboard. On the sidelines, seconds turn into hours and weeks. Twelve games were played after Wyoming in 2002. Surgery was performed



**Kevin Burnett**

that October. Spring practice went by without a trace of a No. 2 on the field, a sight the Vols' offense most likely didn't miss. That jersey's innards were wrapped in a knee brace and supported on two arm crutches.

Forgotten about that Nashville nightmare? Don't worry, Burnett has, too.

"Last year, he didn't go through spring practice and had some questions in his mind on whether his knee would hold up," says defensive coordinator and linebackers coach John Chavis. "All those things are gone."

No more questioning if the right twist on his knee will make it come apart again. No worries about if he can push his leg to the limit like he did as a wild and hard-hitting sophomore. No more thinking about it. No more more wondering what it will take to get back to normal. No more times when his body is overcome with a cold chill that's followed by sweat beads just after pushing his knee to the absolute maximum threshold to where one more ounce of energy would have been too much. "He's beyond that," says Chavis, who entered this season expecting big things out of his senior linebacker and two-time captain.

Burnett is beyond a lot of things. Dangling a carrot in front of his nose doesn't promise he'll jump for the bait.

After a rebound season of 90 tackles (fourth on the team) and 7.5 tackles for loss, it was decision-making time for Burnett. Standing at a podium Jan. 15, he presented a somber look, his eyes nearly resembling dollar signs. He went through the vanilla address about how these past four years have been great, they've been a learning experience, met great people, blah, blah, blah. Then he said that magic word: forego. Nobody says they'll forego unless they're also saying goodbye right after it. The only time forego is used in sports is when a student-athlete drops the student part of his title.

Then he said it. He followed the magic word

with "enter the 2004 NFL Draft." Silence followed, and everybody in the room had that I-knew-Michael-Munoz-AND-Kevin-Burnett-wouldn't-both-be-back look in their eyes.

Drama, though, is Burnett's style. He ripped his papers up and admitted he was just kidding. He was coming back. If he could wait a whole year to rehab his knee, he could wait another before getting paid.

Twenty-one, bachelor's degree in hand and master's in the mail, this year is to be his final with the Vols. It's a farewell tour to give him one last healthy hit with each team. It's a re-election campaign, with him returning as captain and matching the declaration of Michael Munoz just a week earlier in January to also return and also be captain again. It's a full season for the student to become a teacher.

"This year, I'm doing more watching than anything," Burnett says. "This time, they come to me and ask what needs to be done, and I'll just say, 'Ya'll need to do this.' It's a handing-down effect.

To the fellow linebacker, he leaves his senior wisdom considering there's no other seniors at the position. Wasn't it just a short time ago that Burnett was the understudy? Now he and Karlton Neal are the only two seniors who play defense. Being one of the elder statesmen, he has that opportunity and ability to hush a room when his mouth opens. It's not because of his loud voice or his deep rumbling tone. It's because he's a guy who could've been playing professionally if he wanted. Instead of worrying about study hall, a project that has to be finished before the Notre Dame game or making sure he's out of bed at the 7:45 a.m. alarm just so he can trump the traffic battling for that one parking spot in the garage, he could've been laying on the couch in his own castle and setting the plans for his new backyard pool.

To the defensive player, he leaves his ability, for it is something that hasn't rusted away. There's some kind of trance you get into when you see Burnett bring a guy down in the backfield. It's not like it's new or anything. "Kevin has always been the same," Chavis says. "If you're going to earn a leadership role, it's because you're consistent. He's been consistent throughout his career here."

Consistently better. Eleven tackles as a freshman, 52 as a sophomore and 90 as a junior - at that rate, he'll break 150 this year. Consistency often gets overlooked, but not in this case.

"I like it on us, personally," Burnett says of the linebackers being in the spotlight, "because we're the middle of the defense. It's kind of like the middle of your body. If the middle of your body gives out, you've got a problem. You've got to like having all the weight on your shoulders, because that's how it usually is at Tennessee."

To the freshman searching for inspiration and confidence, he leaves his emotion. Wired from helmet to cleat, jumping and clapping,

# Vol Digest

## TEAM TACKLE LEADERS

Player	UT-AT-TT
1. J. Allen	84-34-118
2. K. Burnett	86-28-114
3. O. Gaither	69-19-88
4. J. Hefney	50-11-61
5. J. Mitchell	38-15-53

## NCAA IA SOLO TACKLE LEADERS

Player, Team	UT/UT per game
1. Tim McGarigle, Northwestern	102/8.50
2. Spencer Havner, UCLA	84/7.64
3. Kevin Burnett, Tennessee	86/7.17
4. Jason Allen, Tennessee	84/7.00

springing from the ground after a thundering tackle, it's Burnett, and it's all the time. Reserved and low-key aren't in Burnett's vocabulary, and, by now, the freshmen should probably know that. Him balking at an NFL job so he could experience the passion of college football one more year is emotion. Take notice, freshman.

To the fan, he leaves his patience. It carried him through 2002. He rode it through a bumpy start to 2003. He leaned on it at the start of 2004 standing at that podium with the next 365 days in limbo. And now Burnett hands it down to the fan so that he or she may be filled with it until somebody like him comes along again.

*EDITOR'S NOTE: Kevin Burnett's ballhawk tendencies propelled him to one of the finest seasons of any SEC defender. When Burnett locked on he typically didn't need much help snuffing out a play. His 86 solo tackles led the Vols. More impressively, Burnett ranked third in all of the NCAA I-A by averaging 7.17 solo tackles a game. Burnett piled up 114 total tackles on the season, good enough to rank second in the conference by averaging 9.5 tackles a game. The versatile Burnett joined Jason Allen as the only Vols to register at least one tackle for loss, sack, interception, pass breakup, quarterback hurry, fumble recovery and forced fumble.*

## ROUGH AND READY VOL

(From an article in the Knoxville News-Sentinel by Mike Griffith concerning defensive end Parys Haralson)

Don't let Parys Haralson's wire-rimmed glasses fool you.

Don't be taken in by the Tennessee defensive end's soft voice, or the "yes sir" or "no ma'am" responses.

Don't read into the fact that the junior captain drives a small, white, non-descript stock pickup truck at the posted speed limit.

Haralson is considered one of the toughest Vols in recent history for good reason.

UT defensive coordinator John Chavis said

he'll never forget the first time he saw what Haralson could do.

"We were at a scrimmage, and he put a hit on a back that turned the guy upside down," Chavis said. "It was vicious."

Jennifer Rosell, Haralson's mother, said her baby boy would never hurt anyone intentionally.

"I know he appears real menacing on the field, but it's just a game to him," said Rosell. "But wham, bam and slam, that's what we say, because if he wraps them up, they're going down."

Linebacker Kevin Burnett, who has roomed with Haralson and linebacker Jason Mitchell, said even when Haralson is playing around, it can get serious.

"Him and Jason were always wrestling around our place," Burnett said. "One time, I thought they were going to break through the window."

Haralson merely smiles when asked about his roughhousing, on the field or otherwise.

"Aw man, come on," he said. "I just play hard and do my best."

The 2003 statistics indicate Haralson's best was more than adequate. Haralson led the Vols with 14 1/2 tackles-for-loss, 10 quarterback hurries and 4 1/2 sacks. His 44 tackles was tops among Tennessee's defensive linemen.

Scary thing is, Haralson hadn't played defensive line before coming to Tennessee from Flora, Miss.

"I'd always played as a linebacker, standing up," Haralson said. "I'm still working on my moves; I'm still a work in progress."

Work has been a common theme in Haralson's life, ever since he was a young boy working at his grandfather's junkyard.

"I felt like I'd get in trouble if I didn't work hard," said Haralson, who didn't play any organized sports until he was in the seventh grade. "I learned that hard work is what gets you through



**Parys Haralson**

life."

Haralson remembers spending long days in the Mississippi sun hauling scrap iron out of disposed washing machines, cars, compressors and air conditioners.

"There was a lot of lifting and carrying," he said. "It was tough."

Rosell remembers those days with pride.

"Parys has worked hard in his life for a long time now," she said. "That little white truck he drives up there, he worked for two summers so he could make the payments."

"I know he probably sounds dull to people; he's never gone for much excitement. But what you see is what you get with him."

*EDITOR'S NOTE: Opposing quarterbacks saw more than they wanted of Parys Haralson, frequently up close and personal. Haralson captured Tennessee's "Get Back Bunch" on the defensive line. Haralson frequently delivered a momentum-shifting gift in the form of a team-best 18.5 defensive big plays. His 21 quarterback hurries tied Tennessee's single-season record. Haralson also led the squad with seven sacks and tied for the team lead with two forced fumbles and two recovered fumbles. Haralson's 0.58 sacks per game rank fifth in the SEC. Tennessee's 32 sacks in 2004 stand third in the SEC, a stronghold of stout defense.*

## LEADER OF THE LINE

(From an article in Volunteers Magazine by Tom Mattingly concerning offensive tackle Michael Munoz)

Tennessee offensive tackle Michael Munoz enters the 2004 season as a leader in the Vols' offensive line. That's been expected ever since he inked scholarship papers back in 2000, but, since that time, he's added a couple of other significant responsibilities.

In 2003, he and linebacker Kevin Burnett, also a member of the recruiting class of 2000, became the first junior captains since Bob Dobelstein in 1944. Munoz and Burnett were re-elected captains this season, along with Jason Respert, Tony Brown, Jason Allen and Parys Haralson, the latter two also honored in their junior seasons.

Off the field, Munoz earned his degree in 2003 and is currently a graduate student working toward his master's degree in public administration. In May 2003, he married the former Emily Jones of Mason, Ohio.

She is a senior nursing student on campus who will observe her 22nd birthday the day of the UNLV game, Sept. 5. She's also a regular at practice each day. Michael joins walk-on offensive lineman Tyler Williams as the two married Vols on the squad.

It's quite a balancing act for both Michael and Emily, as they are juggling classes, football practice and games and their lives together as Mr. and Mrs. Munoz.

Maybe juggling is the wrong word, particu-

larly when you talk to both sides of the equation. Maybe it's more a matter of keeping everything in proper perspective.

"Football doesn't consume our every minute," Emily said. "You can't depend on that for your identity."

"We're like any other couple. We have family, friends and school also occupying our time. I didn't know much about football before I met him. It's fun to have met him, go through our college life and have the football experience."

She remembered meeting Michael when she was a freshman and he was a sophomore.

"He was such a gentle giant, so soft-spoken," she said. "I'm glad he has something like football he enjoys so much."

The question came up what she might be thinking when Michael is in the heat of battle and disappears under a pile of humanity in the warfare known as college football.

"I worry some about it, but I'm at peace with it," she said.

What about the inevitable pressure that comes with donning the orange and white No. 77, or any other orange jersey for that matter, and carrying the torch for the University of Tennessee?

"He is really pleasant," she said, "even when the team loses a game. He puts his heart into it and knows he did his best. He's always focused on everybody else and is able to move on to the next game."

For his part, Michael says it's not really difficult to balance the differing identities he has as student, football player and husband.

"It's a blessing to have someone to share all this with," he said. "There's a lot of give-and-take."

"We rely on God to lead and direct our lives. Two is better than one and with the faith we have, three is better than two."

Where his academic life is concerned, he speaks quite frankly.

"You never know what is going to happen," he said about his quest for his master's degree after his undergraduate days where he was twice selected as Academic All-Southeastern Conference.

"With her degree, she'll be able to find a job wherever we end up."

"Emily helps me keep a perspective on things. It's serious out on the field, but when it's over, it's over. She keeps me from going nuts."

Talking to Michael and Emily, the observer gets the impression that he seems to have his head on straight and his priorities in order. He gets along well with his teammates and classmates. He projects a positive image in whatever he does. If you want a humble hero, Michael is your man.

Michael Munoz is a classic example of the way sports reveal character. He has faced many critical decisions in his career at Tennessee, missing the 2001 season with an injury, coming back in 2002 and 2003 to earn Academic and All-



**Michael Munoz**

SEC honors, and then being faced with the decision on leaving college to go to the professional ranks.

In each case, he handled the decision with dignity, looking at the available options and then making his decision. It is rare that fans or media see him complain about a call in a game or otherwise indicate disappointment with the way things might have sorted out in his life.

It was a major decision when Playboy Magazine approached Munoz to be one of its All-America selections. He was invited to Arizona for a photo shoot. Just recently married at the time and possessed of a strong religious faith, he turned down the offer without a lot of fanfare and never looked back.

When he spurned the professional draft in 2004, he noted unfinished business in college as a member of the Vols football squad, including the possibility of again being a captain his senior season.

Possessed with enormous football talent, he enters his senior season as a sound technician with a good knowledge of football and as an excellent pass blocker with strong leverage in run blocking. He has balanced the ledger well.

In today's game, where egos seem to run amok on and off the field, Munoz is a throwback, exemplifying the old-fashioned virtues that fans demand but seldom fully appreciate. He lines up and plays.

Head coach Phillip Fulmer has already tabbed Munoz as one of the key leaders, not only for a youthful offensive line in 2004, but also for the team as it does battle against the SEC and the best college football has to offer.

Off the field, Munoz is an active participant in the Tennessee football program's community relations programs, dealing in a positive manner with children and adults of all ages in the Knoxville area and beyond. He is a much-in-demand speaker wherever the Vols go, combining

his football exploits with a positive message about doing the right thing all the time.

Examples include speaking at Smithwood Baptist Church and at the Emerald Youth Foundation at Emerald Avenue United Methodist Church in Knoxville, reading to Fountain City and Maryville Elementary school children and speaking to DARE assemblies.

In evaluating Munoz's testimony and character, Steve Diggs, leader of the Emerald Youth Foundation, has this comment: "His character was well-received in this ministry which serves inner-city youth in Knoxville. Here's a young man who has matured and is a strong family man. He spends a lot of time working to be a Godly husband. Emerald Youth Foundation seeks to match high profile individuals like Michael, a young man we can trust with our kids. He is a role model who is genuine and has the kind of influence we want to expose our young people to."

What else needs to be said? He's a genuine role model. You could do worse than have your kids emulate the example of Michael and Emily Munoz. Simply put, they represent themselves, their families and the University of Tennessee exceptionally well.

*EDITOR'S NOTE: Michael Munoz continued to exhibit an impressive marriage of the cerebral and physical demands of playing on the offensive line until shoulder surgery ended his season in December. Munoz adeptly protected the trio of inexperienced quarterbacks from trouble knifing off the edge. Despite the plethora of adjustments the offense faced, capable blocking allowed the quarterbacks to amass 2,500 yards passing. The skill and tenacity acquired during 46 career starts, easily the best total on the team, assisted the offense to a 70.3 percent touchdown success rate in the orange zone despite its youth. Scoring touchdowns at a 70.3-percent clip in the orange zone in 2004 even ranked slightly better than the Vols' percentage last year with a seasoned senior quarterback.*

#### **A REVIVAL FOR RESPERT**

*(From an article in The Tennessean by Mike Organ concerning center Jason Respert)*

Jason Respert is a big man who used to let little things eat at him.

And the big things, such as two major surgeries that derailed his college football career, drove the University of Tennessee center downright batty.

"I let so many little things affect my attitude and my outlook on life," Respert said. "I let too many people affect my attitude. Listening and reading stuff just brought me down and I hit rock bottom about eight months ago."

Since the day the Vols returned after losing to Clemson in the Peach Bowl the 6-foot-3, 305-pound senior says, thanks to his restored physical health and a renewed commitment to his Christian faith, his approach toward life and expectations for the upcoming season has been

# Vol Digest



**Jason Respert**

on an upswing.

Respert was in town yesterday, along with several teammates, at the YMCA's Joe C. Davis Outdoor Center on Percy Priest Lake spending time with about 500 day-campers.

Respert is no stranger to tribulation. The native of Warner Robins, Ga., arrived at UT under a shroud of controversy after pleading no contest to misdemeanor charges of battery and trespassing during a recruiting visit at Florida.

In his sophomore season at Tennessee he suffered a season-ending ankle injury after the third game.

Last fall Respert injured his shoulder, which also required reconstructive surgery. He started in only one game last year and feared his dreams of meeting the lofty goals he'd set as a college player, as well as playing in the NFL, were slipping away.

"I was just frustrated. You're always going to have obstacles you have to go through and I had quite a few back in the fall," Respert said. "And there were some that I put on myself by letting one thing affect every other aspect of my life."

"I was coming off two surgeries, wanting to be an NFL player and knowing that two surgeries in three years is a tough strike against you," he said.

Respert requested a meeting with team chaplain James Mitchell after last season ended.

"Before I rededicated my life to Christ, when I wasn't focused on Jesus and Him being the Lord of my life, I would get upset so easily," Respert said. "Now I've quit reading things that used to bother me."

"I might hear something the media says about me or our team, but I take it with a grain of salt."

Respert's physical recovery lent to his renewed optimism and by spring practice he had impressed his teammates to the degree they elected him a captain.

While he lacks the playing experience most captains typically have -- having started in only 10 games during his career -- Respert's maturity makes him a good fit as a team leader, according to senior linebacker Kevin Burnett.

"He does what's right. He's not the guy that's going to be going out all the time," Burnett said. "He's the guy that's going to be sitting back and doing things the right way."

"Jason has always been one of the more mature guys in our class, but now that he's getting to play it's helping him come into his own."

*EDITOR'S NOTE: Jason Respert's impressive leadership at center gave an offense with every reason to feel shaky about replacing a veteran center and quarterback connection, Scott Wells and Casey Clausen, a reason to breathe easy. Respert's craftsmanship proved evident as the Vols started three different quarterbacks throughout the season without fumbled snaps haunting the offense. Tennessee has accumulated 2,181 yards rushing with a pair of tailbacks splitting most of the carries. In fact, if tailback Cedric Houston picks up 57 yards rushing in the Cotton Bowl, the road graders on the Vols' offensive line will have paved the way for a pair of 1,000-yard rushers. Tennessee's line navigated the offense to 244 first downs, the second-best total in the SEC, a sign of a gritty group dedicated to picking up the tough yards and keeping drives alive.*

## CLAUSEN'S LEADERSHIP INSPIRATIONAL

*(From an article in The Atlanta Journal-Constitution by Al Levine concerning quarterback Rick Clausen)*

Phillip Fulmer has charged his Tennessee football team with playing without passion the past couple of weeks, near-losses to SEC bottom-feeders Vanderbilt and Kentucky.

So if he needs to spin an inspirational tale to motivate his boys for Saturday's SEC championship showdown with unbeaten Auburn at the Georgia Dome, how about the unlikely heroics of a third-string quarterback?

Rick Clausen was on the sideline the last time Tennessee played Auburn. He sent in plays to freshman quarterbacks Erik Ainge and Brent Schaeffer. Two months later, Clausen is the SEC offensive player of the week.

"During the [Auburn] game I was just trying to help [Erik] out, whether it was man coverage or zone coverage," Clausen said. "He did a phenomenal job. Sure, the four interceptions weren't very good, but it was his first big-time game against a great Auburn defense."

Clausen's rise to star status mirrors Tennessee's injury-racked season. The Vols started off rotating the two freshmen, with remarkable early results. Then Ainge separated a shoulder and Schaeffer broke his collarbone.

Clausen's been as big a surprise as Tennessee's SEC East title.

Statistically, Tennessee is fairly unimpressive in most everything and absolutely mediocre on

special teams.

Only one offensive lineman hasn't missed a game with injuries; they've started five different safety combinations, and they're down to a third-string quarterback.

Yet, here they are, 9-2, playing in the SEC showcase game. How can this be?

"Phillip has done a heck of a job with having to replace quarterbacks, having to replace centers, offensive linemen, and they've had a lot of guys hurt during the year," Auburn coach Tommy Tuberville said. "He probably won't say it, but this is probably one of his better coaching years."

Ainge is still out. Schaeffer has been throwing at practice this week, but Clausen, who rallied his team from behind the past two weekends, gets the call.

He's taking the advice of older brother Casey, the Vols' starter the previous four years, to relax and enjoy the moment.

"There's no reason to get uptight; it's just a football game," Rick Clausen said. "Sure, the implications are a little bit more. We just need to prepare and play like we know how."

Having Rick in the huddle reminds Tennessee players of his brother's poise.

"Their personalities [are similar]; both are calm in hostile situations," center Jason Respert said. "When Rick steps in the huddle, as well as Casey, you never knew if they were nervous. They always [have] a little slight smile on their face, and they always look like they're ready for the next play."

This week is what Rick expected of his Tennessee experience when he transferred from LSU two years ago. He had gone to LSU to escape Casey's shadow.

"[LSU] wasn't fitting me anymore," Clausen said. "There were seven or eight quarterbacks on scholarship and it seemed like we were all in a logjam."

So he transferred, sat out a year and expected to battle senior C.J. Leak for the starting job. Then the two freshmen showed up and everything changed.

"It's been fun," Clausen said. "I kind of feel like an older brother watching those guys grow up. Watching them mature as football players and as young men. They ask for a lot of input and I try to give as much as possible."

He's a team guy first and foremost.

"The main goal for our football team is to win games," Clausen said. "It doesn't matter who the quarterback is or where I am on the depth chart. As long as we win games, I'm happy. . . . The one thing that I've learned: 15 years from now when they say '2004 SEC East champs,' most people won't know who the quarterback was."

Fulmer couldn't have said it better himself.

"Our quarterback situation has been interesting," Fulmer said. "We felt like the freshmen gave us the best chance at that time. Those kids did a great job. I am probably most elated with the job Rick is doing right now."



### Rick Clausen

Clausen's ability to take over the offense after sitting out the first eight games impressed everyone.

No big deal, Clausen said. He'd been part of the scout team for a year.

"The offense hasn't changed in 20 years," he said. "Certain things might change a little bit here and there, but the base philosophy is still going to stay the same. My job is not very difficult. I just need to get the ball to the playmakers."

*EDITOR'S NOTE: Rick Clausen's command of the offense has given the Tennessee faithful plenty of reason to be thankful the former backup now dons Volunteer orange. In his three games as starter, Clausen has primed the Tennessee offense to 103 points, 34.3 points per game. His 57.8 completion percentage leads the three Tennessee quarterbacks and provides testament to his ability to get the ball to the playmakers. In a particularly impressive display of prowess, Clausen earned SEC Offensive Player of the Week honors after directing the Vols to a 37-31 come-from-behind win against Kentucky. Clausen connected on 26 of 41 aerials for 349 yards and two touchdowns against the charged Wildcats, burning through any fog of doubts about his ability. On that day, Clausen directed the Volunteers to 606 yards of total offense, the greatest offensive yardage output since Peyton Manning primed the Vols to 695 in 1997.*

### PILLOW POWERED: GAITHER GETTING GRASP ON STARTING ROLE

*(From an article in The Daily Times by John Brice concerning linebacker Omar Gaither)*

Omar Gaither's pillow is getting considerably more use these days.

Since the Charlotte, N.C., native slipped into a starting linebacking position following a season-ending knee injury to Kevin Simon against Florida, Gaither has changed various aspects of

his daily routine.

"It's not been exactly easy, I wouldn't say. It's been, I think, pretty smooth," Gaither said of his transition from a spot player to a starter. "It's knowing how to prepare your body during the week. Drinking a lot of fluids, and not staying up too late. Getting good rest."

"I definitely have an earlier bed-time now. I can't tell you what it was before, but I try to get in by midnight now."

The Vols' linebacking corps will need to be plenty rested today when they take on third-ranked Georgia (4-0, 2-0 SEC) in Athens, Ga. Kick-off in Sanford Stadium is 3:30.

Tennessee defenders were punished by Auburn's balanced attack last week in a 34-10 loss. The Tigers tallied an even 400 yards' offense. Two weeks prior, Florida quarterback Chris Leak riddled the UT secondary for 286 yards and three scores.

Georgia's offense, led by four-year starter David Greene, torched defending national champion LSU for 45 points last week.

"We just need to get a little more pressure on the quarterback and play a little tighter on our coverage," said Gaither, who recorded 11 tackles and intercepted a pass two weeks ago against Louisiana Tech in his first career start. "We just need to play smarter as a defense."

"If you get pressure on any team, it's going to be hard for them to beat you."

The pressure has been on Gaither and fellow junior Jason Mitchell to fill the void left by Simon, who led the UT defense in both tackles (115) and sacks (4.5) in 2003.

A prep All-American at Myers Park High School, Gaither's career was slipping away as just another face in UT's talented linebacking corps. It was a numbers game that kept coming up snake-eyes for Gaither. Simon's injury, though not Gaither's preferred route to the starting lineup, could be just the thing to get his career



**Omar Gaither**

untracked.

"I didn't expect to get this much playing time," Gaither, who forced a fumble near the Vols' goal line against Auburn, said. "I expected to play but not be starting. I'm trying to go out and perform as best I can each week."

"You have to step up and play hard and be kind of a leader. When younger guys look up to, you just have to show them how to play and how to go about things."

With 25 tackles -- most of them coming in his starts against Tech and Auburn -- Gaither is quickly earning the respect of his teammates.

"He's done well. He's picked up the slack with Jason moving into the middle," said senior captain Kevin Burnett. "We ask guys to go out there and make plays and he's done that."

There are other plays that Gaither doesn't yet make. It's a learning process. One that UT defensive coordinator John Chavis said hasn't been seamless for the 6-foot-2, 225-pounder, but Chavis does appreciate Gaither's attitude toward getting better.

"He's done OK. He's got plenty of room for improvement," Chavis said. "I think Jason Mitchell has taken off inside a little quicker. Certainly, I think things he (Gaither) needs to improve on, he can. I think he's very conscious of those."

"He's a very conscientious guy, a very talented guy. I think he'll get better and better. And I've felt good about Omar all along. If he had to be a starter for us, I've felt comfortable with him being in that role."

It's a role Gaither's pillow is learning to accept.

*EDITOR'S NOTE: Omar Gaither continued to hone his craft throughout the season. In his last outing, Gaither erupted for 18 tackles against the vaunted Auburn offense in the SEC Championship Game. The 18-tackle count stands as a personal best and marks the best day a Vol defender has enjoyed in 2004. His 15 solo tackles in the SEC title game stands tied for eighth on Tennessee's all-time list. The Tennessee defense authored a trend of starting the second half right as the Vols only gave up 34 points, 11.8 percent of total, all season in the third quarter. Gaither finished third on the squad in both tackles (88) and big plays (16.5). He ranked sixth and seventh in the SEC in tackles per game (7.3) and tackles for loss per game (0.96), respectively.*

### A RUNNING REVIVAL FOR HOUSTON

*(From an article in The Tennessean by Tim Vacek concerning tailback Cedric Houston)*

It was starting to get hard on Cedric Houston.

His offensive linemen said he was nothing but supportive of what was happening in the Tennessee running game, but it was obvious the senior wanted to be a part of it.

He was yesterday.

Houston rushed for a career-high 190 yards

# Vol Digest



**Cedric Houston**

and a touchdown in the Vols' 43-29 win over South Carolina yesterday. He got the bulk of the carries in the second half with starter Gerald Riggs Jr. banged up and on the bench.

Houston started the first five games of the season and had been the regular starter since his sophomore year, but Riggs took over the starting job Oct. 16 against Ole Miss.

"It was pretty awful on my part," Houston said. "It's my last year, and I know I can get out there and help the team. It was pretty hard on me."

Houston said he never expressed his frustration because the team was winning.

"I'm pretty sure if we were losing and I'm not starting, I'd be saying something about it," Houston said. "But we're winning, I don't really care who starts."

The biggest problem for Houston recently has been a sprained ankle he suffered early in the season. It hasn't been serious, but he said he tweaks it every week in practice.

With no off weeks, the injury hasn't had enough time to heal.

"We've all been waiting for that, because Ced hasn't really been getting all the carries he'd been getting the past couple years," offensive lineman Arron Sears said.

"But he had his breakout game."

And he did it with three breakout runs — all right behind Sears.

Sears has had to be moved all over the offensive line this year with injuries, but he was playing left guard on all three of Houston's long runs, which went for 37, 54 and 65 yards.

"It's nice to call runs and make 4 yards, but it's nice to call runs and make 40 yards," Sanders said. "We've really been missing that the past couple weeks."

"We talked about his first year, he had something to prove," offensive coordinator Randy Sanders said. "Maybe he felt like he had some-

thing to prove today. He came out and really ran well."

On Houston's 65-yard run, he was caught from behind on the South Carolina 3. He scored two plays later.

"I looked back," Houston said. "I shouldn't have even looked back."

Added Sanders: "I'd like to see him finish some of those long runs and get it in the end zone. I'm not going to get greedy. I'll take what I got out of it."

The Vols finished with 246 yards rushing despite missing three starting offensive linemen at one point in the game.

"I don't know if it can get tougher than what we had, because we were missing a couple of real big-time guys," Sears said.

*EDITOR'S NOTE: Cedric Houston has authored the best season of his collegiate career in his senior campaign. If Houston can rack up 57 yards in the Cotton Bowl, the senior will crack the 1,000-yard mark for the season (943). Houston averaged a healthy 5.6 yards a rush on 168 attempts and hammered home a team-best seven rushing touchdowns. Also a capable receiver out of the backfield, he also boasts 15 receptions for 179 yards and a touchdown. Thanks in part to Houston, Tennessee has been reluctant to part with the ball this season, leading to only 12 fumbles. If the Vols can escape the Cotton Bowl without a fumble the school record for fewest fumbles in a season (13) will be rewritten by the 2004 Vols.*

## UT'S MAHELONA REGAINING HIS FOCUS

*(From an article in The Tennessean by Chris Low concerning defensive tackle Jesse Mahelona)*

Jesse Mahelona wasn't himself the last two games.

He knew it. His teammates knew it. Everybody knew it.

"I could tell that some things were really eating at him," said Steven Mahelona, Jesse's father.

"The first inclination was how he played in those last two games, and then he called me one night about 1 o'clock in the morning his time. He's not usually one to be up at that hour."

But Jesse couldn't sleep.

The Tennessee junior defensive tackle was mourning the unexpected death of his 45-year-old uncle, Moses Galon, a musician who died of a stroke while performing in Hawaii.

Already thousands of miles from home, Jesse suddenly felt as alone as he ever had.

"He started asking me a lot of personal questions about God and what God would do in this situation and what he would do in that situation," said Steven, a minister in Kailua-Kona, Hawaii. "He was looking for guidance from the word."

"Everything just sort of got up on him real fast. His Uncle Moses had just died. His brother wasn't there anymore, and he was far away from home."

Admittedly, Jesse — whose heart had come to define the Vols' defense this season — was playing with a heavy heart.

He didn't register a tackle against Vanderbilt and was credited with just three tackles last week against Kentucky.

That's after racking up an SEC-leading 16.5 tackles for loss in his first nine games.

"I've had a lot of family problems, and that definitely has affected my play these last two weeks," Jesse said. "Everything is a lot better now. Talking to my dad and past roommates has really helped me emotionally and mentally to prepare for this Auburn game."

"I was not mentally where I should have been coming into these past two weeks."

Jesse went to Las Vegas to visit with friends during the weekend of the Nov. 13 open date and missed practice on Monday after he didn't get back on time. He didn't start that next Saturday against Vanderbilt, the only game all season that he hasn't been in the starting lineup.

"It was more me trying to battle things going on in my head and trying to stay focused on what needs to be done," said Jesse, who also had an aunt who died in the last few months.


"In the long run, that's the important thing."

At one point, Jesse even half-heartedly mentioned to his father the possibility of transferring back to Hawaii. His older brother (also named Steven) had been at Tusculum College in Greeneville, Tenn., for much of this semester, but returned to Hawaii for medical/insurance reasons.

"I told him not to even let those ideas enter his brain," Jesse's father said. "We talked it out, and he's moving forward. It was just a difficult time for him."

"He's had a great year and next year's going to be even greater."

Steven, who spent two weeks in Knoxville earlier this season with the rest of the family, was



**Jesse Mahelona**

emphatic that Jesse would be back for his senior season.

Coach Phillip Fulmer would like nothing better than to see him back to his old self this Saturday against Auburn in the SEC Championship Game.

"He's had a couple of deaths of people really close to him, and he's gotten double-teamed with the ball coming out quickly the last couple of weeks," Fulmer said. "I'm not sure Reggie White would have made a difference with how quickly (Vanderbilt and Kentucky) were getting rid of the ball.

"But there's no question that one of the biggest things that could happen for us is for Jesse to get back in the groove."

Linebacker Omar Gaither has a feeling Fulmer will get his wish.

"I didn't know exactly what it was, but you could tell something was wrong," Gaither said. "He's ready to have a big game, another breakout game, and I can't wait to see it."

Humility has never been a problem for Jesse, who speaks softly off the field. But his toughness and ferocity on the field are what set him apart.

Coaches and teammates still marvel at his gritty performance against Alabama this year while playing on a sprained left knee. Jesse was a disruptive force down the stretch and hopes he can provide that same spark this weekend against the unbeaten Tigers.

"I believe when defensive players make big plays and big stops, it definitely pumps up the whole team and allows them to play better," said Jesse, who had a season-high nine tackles in the first game against Auburn.

"If I would have made more plays the last two weeks, I can't say the outcome of the game would have been much different. But I do know that we feed off each other, and when somebody's making plays, we all play well."

**EDITOR'S NOTE:** In his first season with the Volunteers, Jesse Mahelona has led Tennessee's ministers of mayhem, knifing through the line to create havoc in the offensive backfield. Mahelona forces opposing offenses to account for him on every play, frequently drawing double blockers for the daunting assignment. He leads the SEC by averaging 1.54 tackles for loss a game. Mahelona leads the Vols with 16.5 tackles for loss. Mahelona ranks second on the squad in sacks after planting five quarterbacks. His 13.5 tackles for ballcarrier loss (TFLs minus sacks) rank second all-time by a Vol in a single season. One has to go back to 1996 to find a season when the Vols rang up more than their 66 tackles for loss in 2004. Mahelona's ability to reestablish the line of scrimmage with a strong push is a prime reason Tennessee's opponents have lost 424 yards on 433 rushes, netting just 1,483 yards compared to the Vols' rushing total of 2,177 yards on 466 attempts.

## TENNESSEE'S FRESHMAN QBs MAKE GOOD FIRST IMPRESSION

(From an article in USA Today by Kelly Whiteside concerning quarterbacks Erik Ainge and Brent Schaeffer)



**Erik Ainge**



**Brent Schaeffer**

history to start.)

Or is it when he makes it on eBay? After just one game, sculpted figurines of both Schaeffer and freshman QB Erik Ainge, listed as co-starter, mounted on mini turf and enclosed in clear cases already are for sale on the popular auction site. Starting bid: \$20. "My (high school) friends are arguing about who's going to buy it," Ainge says.

In a description of the figurines, the sculptor/seller writes about Ainge: "This kid was so impressive, I had to create him! . . . No one else has ever created this figure and this will no doubt be considered a collector's item."

Perspective comes from someone who knows best, Tennessee offensive coordinator Randy Sanders, a former Vols quarterback. "I was really pleased, really impressed and thought they were out to a great start, but that is all it is, it's a great start," Sanders says of the UNLV win. "A lot of things have to happen before it's safe to say that they truly arrived and are big-time players."

Saturday's game against No. 9 Florida should provide a better indication. The No. 13 Vols will begin the game with their freshman quarterbacks alternating every two series, Sanders says.

Against UNLV, Schaeffer directed the Vols on six drives, Ainge on five. Schaeffer completed seven of 10 passes for 123 yards and a touchdown and also ran for 29 yards and a score. Ainge completed 10 of 17 passes for 118 yards and two touchdowns.

"I think it went much smoother than I anticipated," Sanders said. "You never know really what's going to happen the first time a guy goes out there. So I was prepared for them calling plays the wrong way or handing off to the wrong back, and we really had none of that. They played in front of 108,000 fans like it was 3,000 in high

school."

When does a college quarterback know he's arrived?

Is it when history is made?

When Tennessee quarterback Brent Schaeffer started in the Vols' 42-17 win against UNLV two weeks ago, he became the first true freshman quarterback to start in a Tennessee season opener. Schaeffer also became the first Southeastern Conference freshman quarterback to start an opener in 59 years. (In 1945, Georgia quarterback John Rauch was the first freshman in league

school."

Not bad for two 18-year-olds who only arrived on campus this summer. Neither enrolled early in the spring as their predecessor, four-year starter Casey Clausen, did. Both beat out junior Rick Clausen, Casey's younger brother, and senior C.J. Leak, brother of Florida quarterback Chris Leak. C.J. moved to safety and then to tight end.

Schaeffer, 6-2, 195 pounds from Deerfield Beach, Fla., grew up a Florida fan but says he crossed the Gators off his list when they recruited him as "an athlete."

"I told them early on that I wanted to play quarterback, and they understood that and I understood them, so there was no hard feelings," Schaeffer says. Now Vols teammates call Schaeffer "Mike Vick in an orange jersey."

Ainge, 6-6, 200 pounds from Hillsboro, Ore., thought he'd be playing Division I basketball, not football. After all, the game runs in the family. His father, Doug, is a former player and an assistant basketball coach at Division III Linfield (Ore.) College. Ainge's uncle, Danny, was an NBA star and is Boston Celtics executive director of basketball operations.

Two years ago stress fractures in both feet changed the hoops plans. "I didn't think basketball teams would want a two guard who couldn't run," says Ainge, known for his strong arm and good mobility as well.

As for becoming a collector's item on eBay, that can wait. So too can quarterback controversies, given their careers are just one game old. "We want a ring. If we need to do that with Brent playing quarterback, then he needs to play. If we need to do that with me as the quarterback, I need to play," Ainge says. "We've talked about it. We want to win a national championship. Whether it's this year or not, at least one before we graduate."

**EDITOR'S NOTE:** Erik Ainge and Brent Schaeffer have kept the freshman growing pains to a minimum. Unfortunately, Ainge and Schaeffer suffered plenty of physical pain themselves as both missed games during the stretch run with injuries. Despite starting only six games, Ainge still garnered acclaim as the SEC Offensive Freshman of the Year and second-team recognition on The Sporting News Freshman All-America Team. Ainge leads the team in total offense with 1,423 yards created. He completed 109 of 198 passes for 1,452 yards and 17 touchdowns. He led the offense to an improbable 19-14 upset win on the road, breaking a losing streak against Georgia to set the Vols on the high road to the SEC East crown. Schaeffer likewise added a few gray hairs to defensive coordinators attempting to stop the fleet and accurate signal caller. He completed 17 of 33 passes for 291 yards and two touchdowns passing. Schaeffer picked up 76 yards rushing, including a touchdown on the ground, to rank third on the team. Schaeffer's change of pace got the Vols untracked en route to a 43-29 victory on the road at South Carolina.

# Vol Digest



## Gerald Riggs

### RIGGS ON MOVE FOR VOLS

(From an article in the Chattanooga Times Free Press by Darren Epps concerning tailback Gerald Riggs)

A congregation of children outside the Neyland-Thompson Sports Center, gathered for a school function, waved and shouted with wide eyes at Tennessee running backs coach Trooper Taylor as he walked inside the building Monday.

"They must have thought I was Gerald Riggs," Taylor cracked.

For the first time since Riggs' much-anticipated arrival at Tennessee, such a notion seems appropriate. Kids should look up to a player with this kind of attitude.

Meet the new Gerald Riggs Jr.

He gets called to the coach's office several times a day -- and not for missing a class or showing up late to practice. He's there on his own, getting updates from Taylor about his son, Blaise, who's playing youth league football.

Now Riggs is on the phone with Taylor. Again. The former Red Bank High School star calls his position coach almost every night before going to bed, even after numerous trips to Taylor's office during the day.

He isn't forced to check in with Taylor. He isn't questioning why senior Cedric Houston continues to start even though the junior's running abilities prompted guard Rob Smith to say, "He's making us offensive linemen look good."

Rarely does the conversation even turn to football. Riggs is planning out his day.

"Most of the time, he's talking about something he thinks he's done wrong that we'll watch on film the next day, or he'll tell me if he's going to be late to a study-hall deal," Taylor said. "He'll say, 'Coach, I've got to do this paper, then I'm going to do this and this.' He tracks out what his plans are."

Meet the new Riggs: He's happy, he's unselfish, he's healthy and, Saturday against Ole

Miss, he could be the starting running back for the University of Tennessee.

"I think he's getting his shot," Taylor said. "I think he deserves it. Unless he screws up in practice, I think he will."

There's no reason to believe he'll mess up this opportunity. He's come too far.

Aside from his perpetual tardiness, one often-overlooked factor plagued Riggs during his first two seasons -- injuries. Ankle problems stemming from an injury suffered at Red Bank slowed Riggs down, as did a broken finger his freshman season.

"That's something that was a factor early in his career and should be mentioned," UT coach Phillip Fulmer said. "Heck, when he got here he was hurt."

For the first time since high school, Riggs is healthy. And for the first time since wearing a Red Bank jersey, he's getting opportunities.

It shows. Last week, in his home state, Riggs proved he was easily worthy of handling the rigors of Atlanta-area high school football -- some said he wouldn't be challenged when he moved to Chattanooga -- in the best performance of his career.

Against one of the SEC's top rushing defenses, Riggs gained 102 yards on 26 carries in UT's 19-14 upset of Georgia. He lost yardage just once.

"I'm a little more confident than usual right now," Riggs said. "To be able to do what I did against a team like Georgia, one of the best in the country, that was good to go out and get it done. It gives you some confidence to keep playing at that level. The most important thing is we won."

Even though Houston rushed for just 28 yards on 16 carries, Riggs waved off any questions about becoming the starter.

"For me to sit here and say I made my case to be the guy, in my mind, that's a little bit of a stretch," he said. "Any particular day I could be on and Ced could be off, or I could be off and Ced could be on, or Jabari (Davis) could be on and both me and Ced are off. It can go any way any time, so to judge this game and say I should be the guy, that's a little bit of a stretch for me."

It's not a stretch to think Riggs won't be a factor in Tennessee's backfield for the next season and a half. Fulmer, however, remains wary. He still expects more out of Riggs.

"He needs to keep doing what he's doing. He needs to be consistent," Fulmer said. "If you're asking me, 'Has Gerald arrived?' No."

Has he changed? Yes.

"When I got here, everybody had their opinion about Gerald. He didn't work hard. He was lazy," Taylor said. "I just threw that in the trash and I let Gerald show me who Gerald was."

"I like the Gerald Riggs that I know."

**EDITOR'S NOTE:** Gerald Riggs leads the squad with 1,005 yards rushing, averaging 5.7 yards on 175 attempts. His 5.7 yards per carry, the best average of any team member with at least five

attempts, kept the chains moving and clock ticking in the Vols' favor. He likewise leads the team in all-purpose yardage with 94.5 yards a game. Riggs crashed through the 1,000-yard barrier on the big stage in the bright lights of the SEC Championship Game. He piled up 182 yards and two touchdowns on only 11 rushes to fuel Tennessee's offensive attack. His 16.5 yards per rush against the vaunted Auburn defense at the SEC game fell just short of George Canale's school record of 17.5 yards per rush on 10 carries against Chattanooga in 1962. Riggs' 182 yards rushing marked the second-best total in the 13-year history of the SEC Championship Game. His 16.5-yard average per rush stands as the best in SEC game history. Riggs' 18.4-yard kick return average on five returns leads the Vols with more than one return.

### VOLS LOOK TO THE FUTURE

(From an article in Rocky Top News by Randy Moore concerning receiver Robert Meachem)

For the Tennessee Vols, there's no present like The Future.

"The Future" is the somewhat presumptuous nickname former Vol receiver Kelley Washington hung on himself in 2002. After suffering through an injury-plagued season, however, he skipped his final two years of college ball and jumped to the NFL.

Robert Meachem isn't audacious enough to dub himself The Future but the lanky redshirt freshman may come closer to earning the label than his Vol predecessor did.

"Robert reminds me of Kelley Washington in a lot of ways," says Pat Washington, Tennessee's receivers coach. "He's raw like Kelley was but he's got the same kind of ability. You could make a throw where it looked like there was nothing available and Kelley would make a play and somehow get the ball in his hands. Robert can do the same type things."

At 6-feet-3 and 215 pounds, Meachem is roughly the same size as Kelley Washington. He also has the same blend of strength, speed and agility that enabled KW to shatter the school record with 256 receiving yards in a 2001 game against LSU.

"The best thing about Robert is his knack for finding the ball and making a play," Pat Washington said. "He seems like a guy who can make the catch, make somebody miss and take it the distance. Hopefully, we'll see that knack again, like we did in two-a-days last year."

Big, fast and fluid, Meachem was the talk of preseason drills last August until he was diagnosed with a torn meniscus in his knee. Surgery caused him to miss the entire 2003 season but he bounced back with a strong performance in spring practice that showed he still has rare talents.

Simply put, Meachem can do things on a football field that others merely dream about.

"It's The Man Above," Pat Washington said, glancing toward the heavens. "Robert has been

blessed. Some guys have to work really hard to get close to where he is. He was just born with those instincts."

Meachem concedes as much.

"I just give credit to God," he said. "I'm excited -- like everyone else -- and I'm a little nervous. But I'm ready to play."

If so, this could be the year Tennessee's football program goes back to The Future.

\*\*\*

Pat Washington vividly recalls his impressions the first time he saw Meachem on film.

"Big kid that can run," the Vol aide said. "He was more of a slotback in high school -- not particularly a wide receiver -- but you could see when he got the ball in his hands that he made people miss and really did some great things."

Meachem gained 531 rushing yards and 543 receiving yards as a senior at Booker T. Washington High of Tulsa, Okla., earning recognition as one of the top three wideout prospects in America. The locals assumed he'd attend Oklahoma University but Meachem had other plans.

"A lot of people wanted me to go to OU but I felt I wouldn't be able to grow up there," he said. "OU is a great school and close to home -- it's every kid's dream to go there -- but I thought my dream would be to come here.

"Tennessee is called Wide Receiver U for a reason. That's why I came here ... the reputation."

Meachem should enhance that reputation over the next three or four years. The first time he set foot on Tennessee's practice field he showed he's capable of greatness.

"The thing that caught my eye that first practice was his ability to adjust to the ball," Pat Washington recalls. "They threw a ball to him -- I don't remember if it was over the wrong shoulder or what -- but he made a great adjustment.

"I thought, 'Man! This guy is big, he's fast and he can adjust. He's got a chance to be special.'"

By Tennessee's third preseason workout Meachem's name already was being splashed throughout the media as the next big thing. It was heady stuff for an 18-year-old.

"I was excited to hear all of the hype but I was nervous, too, because I didn't want to let nobody down," Meachem says. "Coming out of high school, I didn't really pay attention to the hype and all of that.

"I just wanted to play ball and have fun."

\*\*\*

One week into preseason drills last August, the guy teammates call "Meach" noticed some tenderness in his knee. He mentioned the pain to roommate Bill Grimes, another freshman receiver, but figured the discomfort was no big deal. He was wrong.

"I thought I'd walk it off, so the next day I took the stairs (to his dormitory room) instead of the elevator," Meachem recalls. "My knee wasn't doing no good, so that's when I went to the training room."

And that's when the torn meniscus was discovered, much to Meachem's shock and chagrin.

"I don't remember tweaking it or anything," he says. "It could have happened while I was still in high school. I can tolerate pain better than anybody in my family, so I may have hurt my knee a long time ago and never knew it."

The pain in his knee was minor compared to the pain in his gut when he discovered he was facing season-ending surgery. That injury cleared the way for two other freshman wideouts, Jayson Swain and Bret Smith, to play significant roles in 2003. Most in Meachem's position would've been jealous. Instead, he exhibited remarkable maturity and unselfishness.

"It felt good watching Jayson and Bret, knowing someone from our class was doing something," Meachem recalled. "It hurt me inside but I was happy for them that they didn't have a setback like I did."

Still, watching from the sidelines proved awfully difficult for a guy accustomed to being in the middle of the action. Having to use crutches added insult to injury.

"Any athlete will tell you that, being a competitor, it kills you to watch the games," he said. "I watched the road games on TV and crutched down to the field for the home games. It was hard crutching down there and it was hard crutching back. It hurt inside watching the other guys play.

"But I was happy after the victories."

\*\*\*

When he catches the ball in the open field, Robert Meachem looks more like a tailback than a wide receiver. There's a reason for that.

"I started out as a tailback and played running back for most of my life," he says. "I didn't play receiver until my sophomore year of high school."

The running instincts and rushing skills he developed during his tailback days come in handy once Meachem has the ball in his hands. They regularly enable him to turn short gains into big gains.

"Being a running back helps your vision, especially your peripheral vision," Meachem says. "Sometimes you catch a pass and you can feel a defender is right there, so you make a cut. Or maybe you think, 'I can make a move on this guy and outrun him.'"

Returning from knee surgery makes some athletes tentative as they attempt to protect the injured leg. Not Meachem, who is just as daring this August as he was last August. He isn't afraid of reinjuring his knee, mostly because he doesn't know how he injured it in the first place.

"All of the older guys say coming back from surgery is more mental than physical," he said. "But most people know how they hurt their knee, so it's harder for them (to repeat the action that caused the injury). I don't know how I hurt my knee, so it's easier for me."

Meachem's knee injury hasn't affected his running abilities, either. He is just as fast and

fluid now as he was prior to the surgery. In fact, the only thing stopping him last spring was the green (no-contact) jersey head coach Phillip Fulmer ordered him to wear in scrimmages.

"A couple of times I'd have that green jersey on, and I'd want to get in the end zone, but they blew the whistle," Meachem recalls. "Still, I thought I got better as the spring went on."

Guys who can catch a football are a dime a dozen. Guys who can catch it, then tack on substantial yards after the catch are worth their weight in gold. Meachem's background as a tailback should help him fit into the latter category.

"I hope it helps a whole lot," Pat Washington said with a laugh. "The thing about Robert is, we've seen the potential but we haven't seen the production yet. Playing running back probably helped his running instincts, so I'm looking forward to tossing the ball to him in the open field and seeing him take it to the end zone."

When that happens, The Meach shall inherit the earth ... at least the orange checkerboard portion of it at each end of Shields-Watkins Field.

\*\*\*

Robert Meachem has accomplished remarkable things on the football field, but his most cherished memory involves a game he played nearly a decade ago.

"When I was in fifth grade, I played in a Salvation Army game -- Boys Club vs. North Navy," he recalls. "It was a rivalry game and we went three overtimes. I scored two touchdowns but I hurt my ankle and we lost the game. Other than that, it was one of the best games of my life. When you play against your friends you're going to hear about it, so you grow up talking about that game all your life."

Odds are, Meachem will make some plays during the next few years that Tennessee fans will talk about all of their lives. He starred in the Vols' Aug. 14 scrimmage, catching three passes for 104 yards, including a 65-yard touchdown bomb.



**Robert Meachem**

# Vol Digest

"From a physical standpoint, Robert is very polished," Pat Washington said. "From an understanding standpoint, though, he is about as raw as they come. He is truly learning the position from scratch."

One thing Meachem already learned is that college football is played at a much more frantic pace than the high school game.

"In high school you can hesitate a little bit, but in college everything moves a lot quicker," he says. "When a slant's called and the quarterback says 'Hut,' you'd better get your head around because that ball is going to be there."

Modest by nature, Meachem seems generally unaffected by all of the hoopla surrounding him.

"I don't feel any pressure to live up to the hype," he said. "I'm going to leave it all up to God ... let Him handle that."

Still, Meachem realizes he is not your run-of-the-mill wideout. Asked what he adds to the offense when he's in the lineup, he replied: "I bring a lot of touchdowns and a lot of excitement."

Even without him, Tennessee has a quality receiving corps led by guys like Swain, Tony Brown, Chris Hannon, C.J. Fayton and Derrick Tinsley.

"If you get those guys the ball, they're going to do something positive," Meachem says. "A lot of teams are going to put eight men in the box because we're not a passing team. But, with the receiver depth we've got, we're probably going to end up being a passing team. We've got great talent everywhere."

Still, Meachem is the kind of big-play threat who can elevate a strong receiving corps to greatness. That's why Tennessee's coaches are working hard to get him ready for Game 1.

"He's like a true freshman in some ways but we plan on implementing him into the offense as quickly as possible," Pat Washington said. "As soon as he shows us he can make the plays we think he can make, we're going full-speed ahead."

In other words, The Future is now.

*EDITOR'S NOTE: Robert Meachem displayed his big-play ability this season by averaging more yards per catch (19.5) than anyone else on the squad. Meachem caught 22 passes for 429 yards and was the team leader for receiving yardage. Meachem snagged four touchdown passes on the season. He achieved his breakout game against Kentucky, grabbing five passes for 145 yards and a touchdown. In a season highlighted by passes being distributed among 14 players, Meachem became the first Vol to break the century mark for receiving yardage in a game.*



**Robert Boulware**

## **VOLS' BOULWARE USES PHYSICS TO MAKE CASE AT SAFETY**

*(From an article in the Chattanooga Times Free Press by Wesley Rucker concerning safety Robert Boulware)*

Leave it to a former engineering major to figure out how to crack the starting lineup as a 5-foot-10, 185-pound converted strong safety in the SEC.

"It's all about physics," Tennessee junior Robert Boulware said. "Force equals mass times velocity."

Though he lacks the body mass of a prototypical safety, Boulware used the world-class velocity of his speed to finally force his way atop the Volunteers' depth chart.

Well, that and his mind, which now has better than a 3.0 grade point average in economics.

"When in doubt, coaches will go with the smart player who's fundamentally sound," Boulware said. "You have to use your brain as much as anything."

Boulware's brain wasn't the primary reason he was on nearly every reputable high school All-America team when he left Vance High in Charlotte, N.C., four years ago. One of the fastest 18-year-old sprint hurdlers in the country, he was considered one of the few oft-desired, shut-down corners that compete for starting jobs as true freshmen.

"Robert was very, very important to that class," said UT defensive line coach Dan Brooks, who recruited Boulware. "He definitely was a guy that we recruited hard and recruited for a long time."

"Robert was an excellent athlete in football and in track, and a guy we really wanted. We felt like he could come in and play corner, but that didn't work out."

Boulware said his desire to play both sports has never put him "too far behind" in either, but Tennessee coach Phillip Fulmer spent portions of

two straight spring practices wondering aloud where he was.

"We have no problem with guys running track. A lot of great players here have," Brooks said. "I just think Coach Fulmer wanted him to make a better investment to football on his off days ... Football is paying his tuition."

The result was Boulware playing primarily on special teams for two years after redshirting in 2001. Even after his move to safety and newfound commitment drew praise from Fulmer during two-a-days this August, he still began the season third on the depth chart behind Brandon Johnson and Jarrod Parrish.

"I never questioned (the coaches)," Boulware said. "I always looked at it if I got the chance, I got the chance. If I didn't, then they'd put the best person out there."

Boulware had only three tackles all season -- all on special teams -- before getting his first career start against Notre Dame two weeks ago. He only tallied four tackles, but drew praise from Fulmer and many defensive assistants.

"We felt like Robert might make a contribution (immediately), but you just never know how each individual is going to respond to every situation," Brooks said. "A lot of times it's not athleticism, because all these guys are great athletes."

Junior linebacker Omar Gaither, a fellow Charlotte native who's known Boulware for five years, said the defense's fourth tweak at safety might be the last one.

"The best thing Boulware does is communicate with the defense," Gaither said.


It always gets back to that brain.

"Robert, he knows his stuff well," safety Jason Allen said. "I would probably say that he might be the smartest guy, from a football standpoint, in the whole secondary."


*EDITOR'S NOTE: Robert Boulware started three games at the end of the regular season as the Vols wrapped up their quest for the SEC East title. During his time patrolling the defensive backfield, Boulware contributed 13 tackles (11 solo).*

# 2004 ALL-SEC

## PERFORMERS




**JASON ALLEN, FS**  
*Coaches, AP (2nd)*




**KEVIN BURNETT, LB**  
*AP, Coaches*



**DUSTIN COLQUITT, P**  
*AP (2nd), Coaches (2nd)*



**OMAR GAITHER, LB**  
*Coaches (2nd)*



**PARYS HARALSON, DE**  
*AP (2nd)*



**CEDRIC HOUSTON, TB**  
*Coaches (2nd)*



**JESSE MAHELONA, DT**  
*AP, Coaches (2nd)*



**MICHAEL MUNOZ, OT**  
*AP, Coaches (2nd)*

## ALL-SEC FRESHMEN



**ERIK AINGE, QB**






**ROSHAUN FELLOWS, CB**



**JONATHAN HEFNEY, CB**

# Tennessee's Bowl **TRADITION** CONTINUES...

With 6th Cotton Bowl Classic & 45th Bowl Appearance



**SBC**  
**COTTON BOWL**  
CLASSIC

