

200



UTSA
TM

FOOTBALL MEDIA ALMANAC



« TABLE OF CONTENTS »

Media Information

Quick Facts _____	2
2020 Schedule _____	3
Numerical Roster _____	4-5
Alphabetical Roster _____	6-7
Roster Breakdown _____	8
Starters Breakdown _____	9
About Conference USA _____	10-11
Conference USA Championship Game _____	12
Conference USA Bowl Synopsis _____	13
Athletics Communications Staff _____	14
Media Policy _____	14-15
Broadcast Information _____	16
Local Media Directory _____	16

Staff

Jeff Traylor _____	18-20
Assistant Coaches/Support Staff _____	21-33
Dr. Lisa Campos _____	34

Players

Returnees _____	36-52
Newcomers _____	53-60

2019 Season Review

Schedule/Results _____	62
Team Statistics _____	62
Record Breakdown _____	62
Individual Statistics _____	63
Defensive Statistics _____	64
Game Superlatives _____	65
UTSA Game-by-Game Statistics _____	66
Opponent Game-by-Game Statistics _____	67
Miscellaneous Statistics _____	68-69
Game-by-Game Capsules _____	70-75
Conference USA Season Review _____	76

CREDITS

The 2020 UTSA Football Media Almanac is a production of the UTSA Athletics Communications Office. The supplement was designed, written and edited by Associate AD/Athletics Communications Kyle Stephens with assistance from Associate Athletics Communications Director Brent Ingram, Assistant Athletics Communications Director Whitney Truax, Athletics Communications Interns Alexandra Covarrubias and Julia Maenius and former Athletics Communications staffers Tony Baldwin, Cody Bays and Brian Hernandez. Photos provided by the Alamodome, Anthony Griego, Jeff Huehn, Mark McClendon and Steve Moakley.



Jeff Traylor was named the third head coach in UTSA history on Dec. 10, 2019.

Record Book

Team Records _____	78-79
Individual Records _____	79-81
Longest Plays _____	82
Game Superlatives _____	83
Single-Season Lists _____	84-85
Career Lists _____	86-87
Opponent Records _____	88
Alamodome Records _____	89
Year-By-Year Results _____	90
All-Time Series Results _____	91
Miscellaneous Records _____	92
Alamodome Attendance _____	93
Program Firsts _____	94
Roadrunners in the NFL _____	95
National Honor Roll _____	96
Conference Honor Roll _____	97
Academic Honor Roll _____	98
All-Time Letterwinners _____	99
All-Time Assistant Coaches _____	99
All-Time Numerical Roster _____	100-102

« 2020 UTSA QUICK FACTS »

General Information

Name _____ The University of Texas at San Antonio
Nickname _____ Roadrunners
Colors ___ Orange (PMS 1665), Navy Blue (289) and White
Founded _____ 1969
Enrollment _____ 32,792
President _____ Dr. Taylor Eighmy (Tufts '80)
Athletics Director _____ Dr. Lisa Campos (Colorado State)
Athletics Department Phone _____ (210) 458-8149
Ticket Office Phone _____ (210) 458-8872
Affiliation _____ NCAA Division I Football Bowl Subdivision
Conference _____ Conference USA (West Division)
Stadium (Capacity) _____ Alamodome (36,582)
Playing Surface _____ FusionH XP2 Synthetic Turf
Press Box Phone _____ (210) 704-6200

Coaching Staff

Head Coach _____ Jeff Traylor (Stephen F. Austin '90)
Career Record (Years) _____ 1st year
Assistant Coaches _____ Barry Lunney Jr. (Associate
Head Coach/Offensive Coordinator/Quarterbacks), Tyrone
Nix (Defensive Coordinator/Linebackers), Tommy Perry
(Special Teams Coordinator), Nick Graham (Cornerbacks),
Julian Griffin (Running Backs), Jess Loepp (Safeties/Recruiting
Coordinator), Matt Mattox (Run Game Coordinator/Offensive
Line), Will Stein (Passing Game Coordinator/Wide Receivers),
Kurt Traylor (Tight Ends), Rod Wright (Run Game Coordinator/
Defensive Line)
Quality Control (Offense) _____ Sean Davis
Quality Control (Defense) _____ Darren Drago
Analyst (Offense) _____ Justin Burke, Kevin Sutherland
Analysts (Defense) _____ Zach Brown, Drew Rhodes, Damon
Williams
Analyst (Special Teams) _____ Chris Roberts
Graduate Assistants ___ Ty Gatson (Offense), Hunter Rittimann
(Offense), Jarveon Williams (Defense)
Head Strength & Conditioning Coach _____ Ryan Filo
Director of Operations _____ Kevin Brown
Director of Player Personnel _____ Joe Price
Head of Equipment Operations _____ Tyler Renard
Video Producer _____ Alex Nicasio
Assistant Video Coordinator _____ Daniel Benedict
Video Production Assistant _____ Joshua Guerra
Head Football Trainer _____ Nik Turner
Senior Administrative Assistant _____ James Gellido
Football Office Phone _____ (210) 458-5011

Team Information

2019 Record _____ 4-8 (.333)
2019 Conference Record (Finish) ___ 3-5 (T-4th/C-USA West)
Letterwinners Returning/Lost _____ 48/21
Starters Returning (O/D/ST) _____ 17 (8/6/3)
Starters Lost (O/D/ST) _____ 11 (3/6/2)
Offensive Formation _____ Multiple
Defensive Formation _____ 3-4

Program History

First Year _____ 2011
All-Time Record _____ 45-61 (.425)
Home/Away Records _____ 26-27 (.491)/19-34 (.358)
All-Time Conference Record _____ 28-34 (.452)
_____ WAC: 3-3 (.500), 2012
_____ C-USA: 25-31 (.446), 2013-present

Athletics Communications

Associate AD (primary contact) _____ Kyle Stephens
Email _____ kyle.stephens@utsa.edu
Phone _____ (210) 887-3636
Associate Director (secondary contact) _____ Brent Ingram
Email _____ brent.ingram@utsa.edu
Phone _____ (210) 845-8651
Assistant Director _____ Whitney Truax
Email _____ whitney.truax@utsa.edu
Phone _____ (817) 584-7758
Address _____ One UTSA Circle, San Antonio, TX 78249
Website _____ goUTSA.com
Facebook _____ facebook.com/UTSAFTBL
Twitter _____ @UTSAFTBL
Instagram _____ [utsaftbl](https://instagram.com/utsaftbl)



WE ARE UTSA

When referencing the University of Texas at San Antonio Athletics **PLEASE USE THE ACRONYM**

UTSA AND THE NICKNAME ROADRUNNERS.

Please refrain from using UT-San Antonio, Texas-San Antonio, UT-SA or any other variation.

« 2020 UTSA SCHEDULE »

DATE	OPPONENT	LOCATION	TV	TIME (CT)
Sept. 12	at Texas State	San Marcos, Texas	ESPN2	2:30 p.m.
Sept. 19	Stephen F. Austin	San Antonio, Texas	ESPN3/+	2 p.m.
Sept. 25	Memphis	San Antonio, Texas	CBSSN	7 p.m.
Oct. 3	at UAB*	Birmingham, Ala.	STAD	TBA
Oct. 10	at BYU	Provo, Utah		TBA
Oct. 17	Army West Point	San Antonio, Texas	CBSSN	12:30 p.m.
Oct. 24	Louisiana Tech*	San Antonio, Texas	ESPN3/+	2:30 p.m.
Oct. 31	at Florida Atlantic*	Boca Raton, Fla.	STAD	11 a.m.
Nov. 7	at Rice*	Houston, Texas	ESPN3/+	2:30 p.m.
Nov. 14	UTEP* ^	San Antonio, Texas	ESPN3/+	2 p.m.
Nov. 21	at Southern Miss*	Hattiesburg, Miss.	ESPN3/+	2 p.m.
Nov. 28	North Texas*	San Antonio, Texas	STAD	2 p.m.
Dec. 5	Conference USA Championship Game	TBD	CBSSN	TBA

*schedule is subject to change • home games in **bold** and played at Alamodome • *Conference USA game*

^ Homecoming • CBSSN - CBS Sports Network • STAD - STADIUM



« 2020 UTSA NUMERICAL ROSTER »

#	Name	Pos.	Height	Weight	Yr.-Exp.	Hometown (High School/Previous School[s])
0	Frank Harris	QB	6-0	200	Jr.-SQ	Schertz, Texas (Clemens HS)
0	Rashad Wisdom	S	5-10	205	So.-1L	Converse, Texas (Judson HS)
1	Jaylon Haynes	DL	6-2	290	Sr.-3L	Wharton, Texas (Wharton HS)
2	Sheldon Jones	WR	5-9	165	Jr.-2L	New Orleans, La. (Warren Easton HS)
3	Sincere McCormick	RB	5-9	200	So.-1L	Converse, Texas (Judson HS)
4	Antonio Parks	S	5-9	190	Sr.-1L	Reserve, La. (East St. John HS/Arizona)
4	Leroy Watson	TE	6-5	260	Sr.-1L	Snellville, Ga. (Shiloh HS/Hutchinson [Kan.] CC)
5	Brenden Brady	RB	5-11	205	Jr.-2L	Cibolo, Texas (Steele HS)
6	Brennon Dingle	WR	5-10	180	Sr.-TR	Baltimore, Md. (Perry Hall HS/UMass)
7	Dadrian Taylor	S	5-11	180	Jr.-2L	Shiner, Texas (Shiner HS)
8	Solomon Wise	LB	6-4	245	Sr.-2L	Coppell, Texas (Coppell HS)
9	Clarence Hicks	LB	6-2	225	Sr.-1L	Pensacola, Fla. (Pine Forest HS/Hutchinson [Kan.] CC)
10	Dexter Myers	S	6-0	190	Sr.-1L	Pasadena, Calif. (Maranatha HS/Oregon)
10	Lowell Narcisse	QB	6-3	230	Jr.-1L	St. James, La. (St. James HS/LSU/Mississippi Gulf Coast CC)
11	Kelechi Nwachuku	S	6-0	200	So.-1L	McAllen, Texas (Memorial HS)
11	Tykee Ogle-Kellogg	WR	6-4	210	So.-1L	Alcoa, Tenn. (Alcoa HS)
12	Joshua Cephus	WR	6-3	185	So.-1L	Spring, Texas (Dekaney HS)
13	Jahmal Sam	S	5-10	185	So.-1L	New Orleans, La. (Warren Easton HS)
13	Josh Adkins	QB	6-2	215	Jr.-TR	Spring Branch, Texas (Smithson Valley HS/New Mexico State)
14	Dywan Griffin	CB	5-11	180	So.-1L	New Orleans, La. (Landry-Walker HS)
14	Suddin Sapien	QB	6-3	225	Fr.-RS	Midland, Texas (Midland HS)
15	Trevor Harmanson	LB	6-3	230	Jr.-1L	Dickinson, Texas (Dickinson HS/Blinn CC)
15	Jordan Weeks	QB	6-4	225	So.-SQ	Wimberley, Texas (Wimberley HS)
16	JayVeon Cardwell	CB	6-0	175	So.-TR	Cibolo, Texas (Steele HS/Oklahoma State)
16	Allen Horace II	TE	6-5	250	Fr.-HS	Crockett, Texas (Crockett HS)
17	Asyrus Simon	LB	6-4	245	Fr.-HS	Humble, Texas (Atascocita HS)
18	Zakhari Franklin	WR	6-1	185	So.-1L	Cedar Hill, Texas (Cedar Hill HS)
18	Cam Peters	QB	6-4	195	Fr.-HS	Stafford, Texas (Stafford HS)
19	Zach Rangel	QB	6-3	225	So.-TR	Round Rock, Texas (Stony Point HS/Mt. San Antonio [Calif.] College)
19	Julon Williams	WR	5-11	200	So.-TR	Converse, Texas (Judson HS/Houston)
20	Tariq Woolen	CB	6-5	210	Jr.-2L	Fort Worth, Texas (Arlington Heights HS)
21	Kaedric Cobbs	RB	5-10	210	Fr.-HS	Denton, Texas (Guyer HS)
21	Ken Robinson	CB	5-11	170	Fr.-RS	Grand Prairie, Texas (South Grand Prairie HS)
22	Jabari Aiken	WR	5-8	175	So.-TR	San Antonio, Texas (Johnson HS/Georgia State)
22	Ryan Shockency	S	6-1	180	So.-TR	Rosenberg, Texas (Lamar Consolidated HS/Mary Hardin-Baylor)
23	Xavier Spencer	CB	6-1	175	Fr.-HS	Converse, Texas (Judson HS)
24	SaVion Harris	S	6-0	190	Sr.-1L	Sacramento, Calif. (Palm Beach Central [Fla.] HS/FAU/Iowa Central CC)
25	Avery Morris	LB	6-2	205	Fr.-HS	Humble, Texas (Atascocita HS)
26	Jaylon Lott	RB	6-0	195	Fr.-HS	Carrollton, Texas (Hebron HS)
26	Corey Mayfield Jr.	CB	5-11	195	Jr.-2L	Forney, Texas (North Forney HS)
27	Jarrett Preston	S	5-11	210	So.-1L	Missouri City, Texas (Ridge Point HS)
28	Je'Vaun Dabon	S	6-2	180	Fr.-HS	Houston, Texas (Cypress Ridge HS)
28	Jaren Randle	WR	6-4	170	Fr.-HS	San Antonio, Texas (Johnson HS)
29	Kyle Eaves	WR	5-11	160	Fr.-HS	Austin, Texas (Lake Travis HS)
29	Ronald Gurley	S	6-2	190	Fr.-HS	Harker Heights, Texas (Harker Heights HS)
30	Justin Rodriguez	RB	5-8	180	Fr.-HS	San Antonio, Texas (Johnson HS)
30	Donyai Taylor	S	6-1	195	Fr.-HS	Shiner, Texas (Shiner HS)
31	Kadari Johnson	RB	5-9	205	Sr.-SQ	Shelby Charter Township, Mich. (Eisenhower HS/Saginaw Valley State)
31	Cade Stanley	S	6-0	180	Jr.-SQ	San Marcos, Texas (San Marcos HS)
32	Isaiah Davis	WR	6-2	185	Fr.-HS	El Paso, Texas (Pebble Hills HS)
33	B.J. Daniels	RB	6-2	205	Sr.-3L	Melbourne, Fla. (Palm Bay HS)
34	Sustin Irvin II	CB	5-10	175	Fr.-HS	Katy, Texas (Seven Lakes HS)
34	Colby McBerty	P/PK	6-5	185	Fr.-HS	College Station, Texas (A&M Consolidated HS)
35	Lucas Dean	P	6-2	195	So.-1L	Dunsborough, Australia (St Mary MacKillop College)
35	Jordan Smith	WR	6-2	200	So.-TR	San Antonio, Texas (Brennan HS/Tyler JC)
36	Sean Berry	CB	5-11	180	Fr.-RS	Dallas, Texas (Wilson HS)
37	Myles Benning	TE	5-11	235	Sr.-1L	The Colony, Texas (The Colony HS/Navy)
37	Nate Hawkins	LB	6-1	225	Fr.-HS	Katy, Texas (Seven Lakes HS)

« 2020 UTSA NUMERICAL ROSTER »

#	Name	Pos.	Height	Weight	Yr.-Exp.	Hometown (High School/Previous School[s])
38	Tyler Mahnke	LB	6-3	225	Jr.-2L	San Jose, Calif. (Round Rock [Texas] HS)
38	Everett Ornstein	PK/P	6-0	165	Fr.-HS	Houston, Texas (Langham Creek HS)
41	Andrew Acosta	TE	6-2	235	Jr.-SQ	Fort Stockton, Texas (Fort Stockton HS)
41	De'Marco Guidry	LB	6-0	220	Jr.-1L	La Marque, Texas (La Marque HS)
42	Jake Brandt	TE	6-7	210	Fr.-HS	Richmond, Texas (Fort Bend Austin HS)
43	Donovan Perkins	LB	5-10	230	Jr.-1L	Zachary, La. (Zachary HS)
44	Dominic Sheppard	LB	6-2	245	Sr.-SQ	Miami, Fla. (Gulliver Prep HS/Virginia)
44	Kyle Wakefield	TE	6-1	210	So.-TR	Austin, Texas (Lake Travis HS/Trinity Valley CC)
45	Ke'Chawn Compton	TE	6-2	240	Jr.-SQ	Beaumont, Texas (Central HS)
45	DeQuarius Henry	LB	6-3	240	Sr.-2L	Houston, Texas (Sharpstown HS)
46	Cade Edwards	LB	5-11	230	Fr.-HS	Bastrop, Texas (Cedar Creek HS)
47	KJ Elder	S	6-2	180	Fr.-HS	San Antonio, Texas (Warren HS)
47	Dedrick Wilson	WR	6-2	210	Fr.-HS	Kenedy, Texas (Kenedy HS/West Point Prep)
48	Hunter Duplessis	PK/P	5-8	200	Sr.-2L	San Antonio, Texas (Cole HS)
48	William Turner	LB	6-3	235	Jr.-TR	Universal City, Texas (Randolph HS/Texas A&M-Kingsville)
49	Trumane Bell II	DL	6-2	260	So.-1L	Dallas, Texas (Lake Highlands HS)
50	Jaden Jones	DL	6-2	300	Fr.-HS	San Antonio, Texas (East Central HS)
51	Magnus Kirby	LB	6-2	205	Fr.-HS	San Antonio, Texas (Sam Houston HS)
52	Cade Collenback	DS	6-3	245	So.-TR	San Antonio, Texas (O'Connor HS/Tyler JC)
53	Caleb Cantrell	DS	5-11	205	Jr.-1L	Hurst, Texas (Birdville HS/Wyoming)
54	Ashton Merrett	LB	6-0	225	Jr.-SQ	New Orleans, La. (Brother Martin HS/Memphis)
55	Ahofitu Maka	OL	6-3	320	Jr.-1L	Honolulu, Hawai'i (Punahou HS/Independence [Kan.] CC)
56	Zachary Gilson	DL	6-5	235	So.-SQ	Sachse, Texas (Sachse HS)
57	Peter Gray	DL	6-4	235	So.-SQ	Tupelo, Miss. (Tupelo HS)
58	Terrell Haynes	OL	6-3	305	So.-1L	Arlington, Texas (Seguin HS)
60	Brandon Rolfe	OL	6-3	280	Jr.-RS	Commerce, Texas (Commerce HS/Ellsworth [Iowa] CC)
61	Kevin Davis	OL	6-3	315	Jr.-2L	Angleton, Texas (Angleton HS)
62	Matthew Ojeda	OL	5-11	290	Sr.-SQ	San Antonio, Texas (Int'l School of the Americas)
63	Jordan Brown	OL	6-3	325	Fr.-HS	Manvel, Texas (Manvel HS)
64	Ernesto Almaraz	OL	6-4	280	So.-TR	Los Angeles, Calif. (Salesian HS/East Los Angeles College)
66	Dominic Pastucci	OL	6-5	315	Sr.-3L	Pflugerville, Texas (Hendrickson HS)
68	Abraham Olguin	OL	6-1	275	So.-TR	The Colony, Texas (The Colony HS/Howard Payne)
69	Monte Williams	OL	6-3	305	Fr.-HS	Mesquite, Texas (Horn HS)
70	Jalyn Galmore	OL	6-5	305	Sr.-1L	Batesville, Miss. (South Panola HS/Itawamba [Miss.] CC)
71	Rudy Aleman Jr.	OL	6-1	275	So.-SQ	San Antonio, Texas (Warren HS)
72	Cedric Claiborne	OL	6-3	300	Fr.-RS	Houston, Texas (Westfield HS)
73	Demetris Allen	OL	6-3	300	Fr.-RS	Hattiesburg, Miss. (Hattiesburg HS)
74	Spencer Burford	OL	6-4	300	Jr.-2L	San Antonio, Texas (Wagner HS)
75	Bosah Osakwe	OL	6-2	300	Sr.-1L	Antioch, Calif. (Deer Valley HS/Contra Costa [Calif.] JC)
77	Makai Hart	OL	6-4	295	Jr.-TR	Clinton, Iowa (Clinton HS/Trinity Valley [Texas] CC)
78	Josh Oatis	OL	6-5	330	Sr.-2L	Gulfport, Miss. (West Harrison HS)
79	Daniel Santallana	OL	6-4	300	Fr.-HS	San Antonio, Texas (East Central HS)
80	Dan Dishman	TE	6-6	215	Fr.-HS	League City, Texas (Clear Falls HS)
81	Cade Stoeber	WR	5-11	190	So.-SQ	Wimberley, Texas (Wimberley HS)
82	Andrew McGowan	WR	6-3	205	So.-SQ	Sinton, Texas (Sinton HS)
83	Gregory Clayton Jr.	WR	5-11	175	Jr.-TR	Lutcher, La. (Lutcher HS/Trinity Valley [Texas] CC)
84	Oscar Cardenas	TE	6-4	265	Fr.-RS	San Antonio, Texas (Brandeis HS)
86	Josh Davies-Balogun	LB	6-4	240	Jr.-TR	Richmond, Texas (Travis HS/Butler [Kan.] CC)
87	Gavin Sharp	TE	6-5	250	Jr.-2L	Leander, Texas (Rouse HS)
88	De'Corian Clark	WR	6-2	205	So.-1L	Fort Worth, Texas (Wyatt HS)
88	Jamal Ligon	LB	6-3	245	Fr.-HS	Tyler, Texas (Lee HS)
91	Shaquan Flagg	DL	6-4	255	Fr.-HS	San Antonio, Texas (Brennan HS)
94	Kevin Nelson	DL	6-2	285	So.-1L	Fort Worth, Texas (Arlington Heights HS)
95	Christian Clayton	DL	6-2	300	Fr.-RS	Fort Worth, Texas (South Hills HS)
96	Charles Wiley	LB	6-2	245	Sr.-TR	Stockbridge, Ga. (Stockbridge HS/Mississippi)
97	Walker Baty	DL	6-4	260	Fr.-HS	Liberty Hill, Texas (Liberty Hill HS)
98	Lorenzo Dantzler	DL	6-2	245	Sr.-2L	Starkville, Miss. (Starkville HS/East Mississippi CC)
99	Brandon Matterson	DL	6-2	300	Jr.-2L	San Antonio, Texas (Brandeis HS)

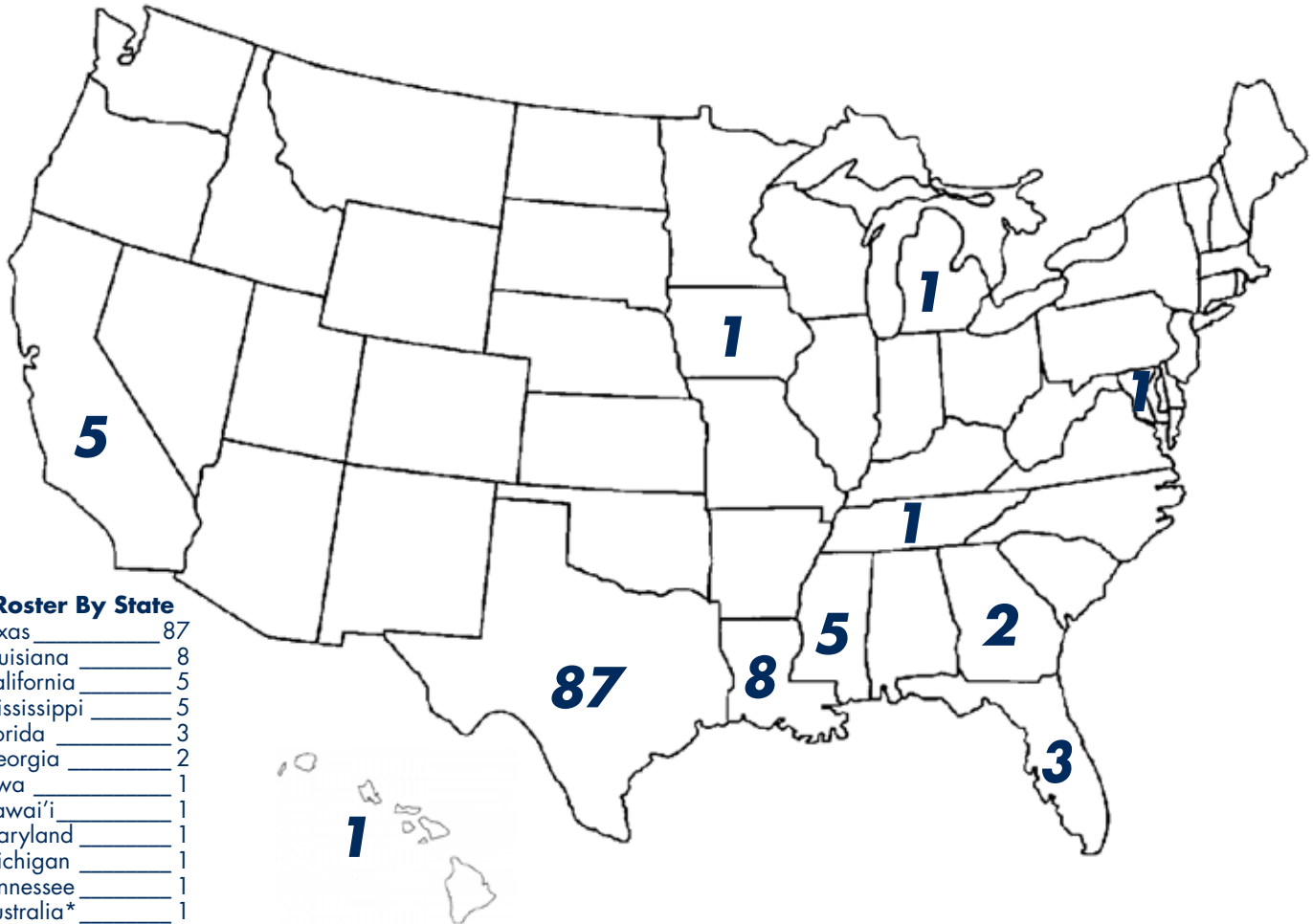
« 2020 UTSA ALPHABETICAL ROSTER »

Name	#	Pos.	Height	Weight	Yr.-Exp.	Hometown (High School/Previous School[s])
Andrew Acosta	41	TE	6-2	235	Jr.-SQ	Fort Stockton, Texas (Fort Stockton HS)
Josh Adkins	13	QB	6-2	215	Jr.-TR	Spring Branch, Texas (Smithson Valley HS/New Mexico State)
Jabari Aiken	22	WR	5-8	175	So.-TR	San Antonio, Texas (Johnson HS/Georgia State)
Rudy Aleman Jr.	71	OL	6-1	275	So.-SQ	San Antonio, Texas (Warren HS)
Demetris Allen	73	OL	6-3	300	Fr.-RS	Hattiesburg, Miss. (Hattiesburg HS)
Ernesto Almaraz	64	OL	6-4	280	So.-TR	Los Angeles, Calif. (Salesian HS/East Los Angeles College)
Walker Baty	97	DL	6-4	260	Fr.-HS	Liberty Hill, Texas (Liberty Hill HS)
Trumane Bell II	49	DL	6-2	260	So.-1L	Dallas, Texas (Lake Highlands HS)
Myles Benning	37	TE	5-11	235	Sr.-1L	The Colony, Texas (The Colony HS/Navy)
Sean Berry	36	CB	5-11	180	Fr.-RS	Dallas, Texas (Wilson HS)
Brenden Brady	5	RB	5-11	205	Jr.-2L	Cibolo, Texas (Steele HS)
Jake Brandt	42	TE	6-7	210	Fr.-HS	Richmond, Texas (Fort Bend Austin HS)
Jordan Brown	63	OL	6-3	325	Fr.-HS	Manvel, Texas (Manvel HS)
Spencer Burford	74	OL	6-4	300	Jr.-2L	San Antonio, Texas (Wagner HS)
Caleb Cantrell	53	DS	5-11	205	Jr.-1L	Hurst, Texas (Birdville HS/Wyoming)
Oscar Cardenas	84	TE	6-4	265	Fr.-RS	San Antonio, Texas (Brandeis HS)
JayVeon Cardwell	16	CB	6-0	175	So.-TR	Cibolo, Texas (Steele HS/Oklahoma State)
Joshua Cephus	12	WR	6-3	185	So.-1L	Spring, Texas (Dekaney HS)
Cedric Claiborne	72	OL	6-3	300	Fr.-RS	Houston, Texas (Wesfield HS)
De'Corian Clark	88	WR	6-2	205	So.-1L	Fort Worth, Texas (Wyatt HS)
Christian Clayton	95	DL	6-2	300	Fr.-RS	Fort Worth, Texas (South Hills HS)
Gregory Clayton Jr.	83	WR	5-11	175	Jr.-TR	Lutcher, La. (Lutcher HS/Trinity Valley [Texas] CC)
Kaedric Cobbs	21	RB	5-10	210	Fr.-HS	Denton, Texas (Guyer HS)
Cade Collenback	52	DS	6-3	245	So.-TR	San Antonio, Texas (O'Connor HS/Tyler JC)
Ke'Chawn Compton	45	TE	6-2	240	Jr.-SQ	Beaumont, Texas (Central HS)
Je'Vaun Dabon	28	S	6-2	180	Fr.-HS	Houston, Texas (Cypress Ridge HS)
B.J. Daniels	33	RB	6-2	205	Sr.-3L	Melbourne, Fla. (Palm Bay HS)
Lorenzo Dantzler	98	DL	6-2	245	Sr.-2L	Starkville, Miss. (Starkville HS/East Mississippi CC)
Josh Davies-Balogun	86	LB	6-4	240	Jr.-TR	Richmond, Texas (Travis HS/Butler [Kan.] CC)
Isaiah Davis	32	WR	6-2	185	Fr.-HS	El Paso, Texas (Pebble Hills HS)
Kevin Davis	61	OL	6-3	315	Jr.-2L	Angleton, Texas (Angleton HS)
Lucas Dean	35	P	6-2	195	So.-1L	Dunsborough, Australia (St Mary MacKillop College)
Brennon Dingle	6	WR	5-10	180	Sr.-TR	Baltimore, Md. (Perry Hall HS/UMass)
Dan Dishman	80	TE	6-6	215	Fr.-HS	League City, Texas (Clear Falls HS)
Hunter Duplessis	48	PK/P	5-8	200	Sr.-2L	San Antonio, Texas (Cole HS)
Kyle Eaves	29	WR	5-11	160	Fr.-HS	Austin, Texas (Lake Travis HS)
Cade Edwards	46	LB	5-11	230	Fr.-HS	Bastrop, Texas (Cedar Creek HS)
KJ Elder	47	S	6-2	180	Fr.-HS	San Antonio, Texas (Warren HS)
Shaquan Flagg	91	DL	6-4	255	Fr.-HS	San Antonio, Texas (Brennan HS)
Zakhari Franklin	18	WR	6-1	185	So.-1L	Cedar Hill, Texas (Cedar Hill HS)
Jalyn Galmore	70	OL	6-5	305	Sr.-1L	Batesville, Miss. (South Panola HS/Itawamba [Miss.] CC)
Zachary Gilson	56	DL	6-5	235	So.-SQ	Sachse, Texas (Sachse HS)
Peter Gray	57	DL	6-4	235	So.-SQ	Tupelo, Miss. (Tupelo HS)
Dywan Griffin	14	CB	5-11	180	So.-1L	New Orleans, La. (Landry-Walker HS)
De'Marco Guidry	41	LB	6-0	220	Jr.-1L	La Marque, Texas (La Marque HS)
Ronald Gurley	29	S	6-2	190	Fr.-HS	Harker Heights, Texas (Harker Heights HS)
Trevor Harmanson	15	LB	6-3	230	Jr.-1L	Dickinson, Texas (Dickinson HS/Blinn CC)
Frank Harris	0	QB	6-0	200	Jr.-SQ	Schertz, Texas (Clemens HS)
SaVion Harris	24	S	6-0	190	Sr.-1L	Sacramento, Calif. (Palm Beach Central [Fla.] HS/FAU/Iowa Central CC)
Makai Hart	77	OL	6-4	295	Jr.-TR	Clinton, Iowa (Clinton HS/Trinity Valley [Texas] CC)
Nate Hawkins	37	LB	6-1	225	Fr.-HS	Katy, Texas (Seven Lakes HS)
Jaylon Haynes	1	DL	6-2	290	Sr.-3L	Wharton, Texas (Wharton HS)
Terrell Haynes	58	OL	6-3	305	So.-1L	Arlington, Texas (Seguin HS)
DeQuarius Henry	45	LB	6-3	240	Sr.-2L	Houston, Texas (Sharpstown HS)
Clarence Hicks	9	LB	6-2	225	Sr.-1L	Pensacola, Fla. (Pine Forest HS/Hutchinson [Kan.] CC)
Allen Horace II	16	TE	6-5	250	Fr.-HS	Crockett, Texas (Crockett HS)
Sustin Irvin II	34	CB	5-10	175	Fr.-HS	Katy, Texas (Seven Lakes HS)
Kadari Johnson	31	RB	5-9	205	Sr.-SQ	Shelby Charter Township, Mich. (Eisenhower HS/Saginaw Valley State)

« 2020 UTSA ALPHABETICAL ROSTER »

Name	#	Pos.	Height	Weight	Yr.-Exp.	Hometown (High School/Previous School[s])
Jaden Jones	50	DL	6-2	300	Fr.-HS	San Antonio, Texas (East Central HS)
Sheldon Jones	2	WR	5-9	165	Jr.-2L	New Orleans, La. (Warren Easton HS)
Magnus Kirby	51	LB	6-2	205	Fr.-HS	San Antonio, Texas (Sam Houston HS)
Jamal Ligon	88	LB	6-3	245	Fr.-HS	Tyler, Texas (Lee HS)
Jaylon Lott	26	RB	6-0	195	Fr.-HS	Carrollton, Texas (Hebron HS)
Tyler Mahnke	38	LB	6-3	225	Jr.-2L	San Jose, Calif. (Round Rock [Texas] HS)
Ahofitu Maka	55	OL	6-3	320	Jr.-1L	Honolulu, Hawai'i (Punahou HS/Independence [Kan.] CC)
Brandon Matterson	99	DL	6-2	300	Jr.-2L	San Antonio, Texas (Brandeis HS)
Corey Mayfield Jr.	26	CB	5-11	195	Jr.-2L	Forney, Texas (North Forney HS)
Colby McBerty	34	P/PK	6-5	185	Fr.-HS	College Station, Texas (A&M Consolidated HS)
Sincere McCormick	3	RB	5-9	200	So.-1L	Converse, Texas (Judson HS)
Andrew McGowan	82	WR	6-3	205	So.-SQ	Sinton, Texas (Sinton HS)
Ashton Merrett	54	LB	6-0	225	Jr.-SQ	New Orleans, La. (Brother Martin HS/Memphis)
Avery Morris	25	LB	6-2	205	Fr.-HS	Humble, Texas (Atascocita HS)
Dexter Myers	10	S	6-0	190	Sr.-1L	Pasadena, Calif. (Maranatha HS/Oregon)
Lowell Narcisse	10	QB	6-3	230	Jr.-1L	St. James, La. (St. James HS/LSU/Mississippi Gulf Coast CC)
Kevin Nelson	94	DL	6-2	285	So.-1L	Fort Worth, Texas (Arlington Heights HS)
Kelechi Nwachuku	11	S	6-0	200	So.-1L	McAllen, Texas (Memorial HS)
Josh Oatis	78	OL	6-5	330	Sr.-2L	Gulfport, Miss. (West Harrison HS)
Tykee Ogle-Kellogg	11	WR	6-4	210	So.-1L	Alcoa, Tenn. (Alcoa HS)
Matthew Ojeda	62	OL	5-11	290	Sr.-SQ	San Antonio, Texas (Int'l School of the Americas)
Abraham Olguin	68	OL	6-1	275	So.-TR	The Colony, Texas (The Colony HS/Howard Payne)
Everett Ornstein	38	PK/P	6-0	165	Fr.-HS	Houston, Texas (Langham Creek HS)
Bosah Osakwe	75	OL	6-2	300	Sr.-1L	Antioch, Calif. (Deer Valley HS/Contra Costa [Calif.] JC)
Antonio Parks	4	S	5-9	190	Sr.-1L	Reserve, La. (East St. John HS/Arizona)
Dominic Pastucci	66	OL	6-5	315	Sr.-3L	Pflugerville, Texas (Hendrickson HS)
Donovan Perkins	43	LB	5-10	230	Jr.-1L	Zachary, La. (Zachary HS)
Cam Peters	18	QB	6-4	195	Fr.-HS	Stafford, Texas (Stafford HS)
Jarrett Preston	27	S	5-11	210	So.-1L	Missouri City, Texas (Ridge Point HS)
Jaren Randle	28	WR	6-4	170	Fr.-HS	San Antonio, Texas (Johnson HS)
Zach Rangel	19	QB	6-3	225	So.-TR	Round Rock, Texas (Stony Point HS/Mt. San Antonio [Calif.] College)
Ken Robinson	21	CB	5-11	170	Fr.-RS	Grand Prairie, Texas (South Grand Prairie HS)
Justin Rodriguez	30	RB	5-8	180	Fr.-HS	San Antonio, Texas (Johnson HS)
Brandon Rolfe	60	OL	6-3	280	Jr.-RS	Commerce, Texas (Commerce HS/Ellsworth [Iowa] CC)
Jahmal Sam	13	S	5-10	185	So.-1L	New Orleans, La. (Warren Easton HS)
Daniel Santallana	79	OL	6-4	300	Fr.-HS	San Antonio, Texas (East Central HS)
Suddin Sapien	14	QB	6-3	225	Fr.-RS	Midland, Texas (Midland HS)
Gavin Sharp	87	TE	6-5	250	Jr.-2L	Leander, Texas (Rouse HS)
Dominic Sheppard	44	LB	6-2	245	Sr.-SQ	Miami, Fla. (Gulliver Prep HS/Virginia)
Ryan Shockency	22	S	6-1	180	So.-TR	Rosenberg, Texas (Lamar Consolidated HS/Mary Hardin-Baylor)
Asyrus Simon	17	LB	6-4	245	Fr.-HS	Humble, Texas (Atascocita HS)
Jordan Smith	35	WR	6-2	200	So.-TR	San Antonio, Texas (Brennan HS/Tyler JC)
Xavier Spencer	23	CB	6-1	175	Fr.-HS	Converse, Texas (Judson HS)
Cade Stanley	31	S	6-0	180	Jr.-SQ	San Marcos, Texas (San Marcos HS)
Cade Stoeber	81	WR	5-11	190	So.-SQ	Wimberley, Texas (Wimberley HS)
Dadrian Taylor	7	S	5-11	180	Jr.-2L	Shiner, Texas (Shiner HS)
Donyai Taylor	30	S	6-1	195	Fr.-HS	Shiner, Texas (Shiner HS)
William Turner	48	LB	6-3	235	Jr.-TR	Universal City, Texas (Randolph HS/Texas A&M-Kingsville)
Kyle Wakefield	44	TE	6-1	210	So.-TR	Austin, Texas (Lake Travis HS/Trinity Valley CC)
Leroy Watson	4	TE	6-5	260	Sr.-1L	Snellville, Ga. (Shiloh HS/Hutchinson [Kan.] CC)
Jordan Weeks	15	QB	6-4	225	So.-SQ	Wimberley, Texas (Wimberley HS)
Charles Wiley	96	LB	6-2	245	Sr.-TR	Stockbridge, Ga. (Stockbridge HS/Mississippi)
Julon Williams	19	WR	5-11	200	So.-TR	Converse, Texas (Judson HS/Houston)
Monte Williams	69	OL	6-3	305	Fr.-HS	Mesquite, Texas (Horn HS)
Dedrick Wilson	47	WR	6-2	210	Fr.-HS	Kenedy, Texas (Kenedy HS/West Point Prep)
Rashad Wisdom	0	S	5-10	205	So.-1L	Converse, Texas (Judson HS)
Solomon Wise	8	LB	6-4	245	Sr.-2L	Coppell, Texas (Coppell HS)
Tariq Woolen	20	CB	6-5	210	Jr.-2L	Fort Worth, Texas (Arlington Heights HS)

« 2020 UTSA ROSTER BREAKDOWN »



Seniors (21)

Myles Benning
 B.J. Daniels
 Lorenzo Dantzler
 Brennon Dingle
 Hunter Duplessis
 Jalyn Galmore
 SaVion Harris
 Jaylon Haynes
 DeQuarius Henry
 Clarence Hicks
 Kadari Johnson
 Dexter Myers
 Josh Oatis
 Matthew Ojeda
 Bosah Osakwe
 Antonio Parks
 Dominic Pastucci
 Dominic Sheppard
 Leroy Watson
 Charles Wiley
 Solomon Wise

Juniors (27)

Andrew Acosta
 Josh Adkins
 Brenden Brady
 Spencer Burford
 Caleb Cantrell
 Gregory Clayton Jr.
 Ke'Chawn Compton

Josh Davies-Balogun
 Kevin Davis
 De'Marco Guidry
 Trevor Harmanson
 Frank Harris
 Makai Hart
 Sheldon Jones
 Tyler Mahnke
 Ahofitu Maka
 Brandon Matterson
 Corey Mayfield Jr.
 Ashton Merrett
 Lowell Narcisse
 Donovan Perkins
 Brandon Rolfe
 Gavin Sharp
 Cade Stanley
 Dadrion Taylor
 Wiliam Turner
 Tariq Woolen

Sophomores (30)

Jabari Aiken
 Rudy Aleman Jr.
 Ernesto Almaraz
 Trumane Bell II
 JayVeon Cardwell
 Joshua Cephus
 De'Corian Clark
 Cade Collenback
 Lucas Dean

Zakhari Franklin
 Zachary Gilson
 Peter Gray
 Dywan Griffin
 Terrell Haynes
 Kevin Nelson
 Sincere McCormick
 Andrew McGowan
 Kelechi Nwachuku
 Tykee Ogle-Kellogg
 Abraham Olguin
 Jarrett Preston
 Zach Rangel
 Jahmal Sam
 Ryan Shockency
 Jordan Smith
 Cade Stoeber
 Kyle Wakefield
 Jordan Weeks
 Julon Williams
 Rashad Wisdom

Freshmen (38)

Demetris Allen
 Walker Baty
 Sean Berry
 Jake Brandt
 Jordan Brown
 Oscar Cardenas
 Cedric Claiborne
 Christian Clayton

Kaedric Cobbs
 Je'Vaun Dabon
 Isaiah Davis
 Dan Dishman
 Kyle Eaves
 Cade Edwards
 KJ Elder
 Shaquan Flagg
 Ronald Gurley
 Nate Hawkins
 Allen Horace II
 Sustin Irvin II
 Jaden Jones
 Magnus Kirby
 Jamal Ligon
 Jaylon Lott
 Colby McBerty
 Avery Morris
 Everett Ornstein
 Cam Peters
 Jaren Randle
 Ken Robinson
 Justin Rodriguez
 Daniel Santallana
 Suddin Sapien
 Asyrus Simon
 Xavier Spencer
 Montyai Taylor
 Monte Williams
 Dedrick Wilson

« 2020 UTSA STARTERS BREAKDOWN »

STARTERS RETURNING (17)

OFFENSE (8)

Pos.	#	Name (2019 games/starts)	Height	Weight	Year-Exp.	Hometown (High School/Previous School)
QB	10	Lowell Narcisse (11/7)	6-3	230	Jr.-1L	St. James, La. (St. James HS/LSU/Mississippi Gulf Coast CC)
RB	3	Sincere McCormick (12/11)	5-9	200	So.-1L	Converse, Texas (Judson HS)
WR	12	Joshua Cephus (12/5)	6-3	185	So.-1L	Spring, Texas (Dekaney HS)
WR	2	Sheldon Jones (12/10)	5-9	165	Jr.-2L	New Orleans, La. (Warren Easton HS)
TE	4	Leroy Watson (12/10)	6-5	260	Sr.-1L	Snellville, Ga. (Shiloh HS/Hutchinson [Kan.] CC)
OL	74	Spencer Burford (12/11)	6-4	300	Jr.-2L	San Antonio, Texas (Wagner HS)
OL	61	Kevin Davis (10/10)	6-3	315	Jr.-2L	Angleton, Texas (Angleton HS)
C	55	Ahofitu Maka (12/12)	6-3	320	Jr.-1L	Honolulu, Hawai'i (Punahou HS/Independence [Kan.] CC)

DEFENSE (6)

Pos.	#	Name (2019 games/starts)	Height	Weight	Year-Exp.	Hometown (High School/Previous School)
DT	1	Jaylon Haynes (12/11)	6-2	290	Sr.-3L	Wharton, Texas (Wharton HS)
LB	15	Trevor Harmanson (12/8)	6-3	230	Jr.-1L	Dickinson, Texas (Dickinson HS/Blinn CC)
S	24	SaVion Harris (11/6)	6-0	190	Sr.-1L	Wellington, Fla. (Palm Beach Central HS/Iowa Central CC)
S	11	Kelechi Nwachuku (12/6)	6-0	200	So.-1L	McAllen, Texas (Memorial HS)
S	0	Rashad Wisdom (12/12)	5-10	205	So.1L	Converse, Texas (Judson HS)
CB	26	Corey Mayfield Jr. (11/8)	5-11	195	Jr.-2L	Forney, Texas (North Forney HS)

SPECIAL TEAMS (3)

Pos.	#	Name (2019 games)	Height	Weight	Year-Exp.	Hometown (High School/Previous School)
PK	48	Hunter Duplessis (12)	5-8	200	Sr.-2L	San Antonio, Texas (Cole HS)
P	35	Lucas Dean (12)	6-2	195	So.-1L	Dunsborough, Australia (St Mary MacKillop College)
DS	53	Caleb Cantrell (10)	5-11	205	Jr.-1L	Hurst, Texas (Birdville HS/Wyoming)

STARTERS LOST (11)

OFFENSE (3)

Pos.	#	Name (2019 games/starts)	Height	Weight	Hometown (High School/Previous School)
TE	85	Carlos Strickland (12/8)	6-4	230	Dallas, Texas (Skyline HS/California/Kansas State)
OL	64	Josh Dunlop (12/12)	6-7	315	Zionsville, Ind. (Zionsville Community HS/Dodge City [Kan.] CC)
OL	65	Treyvion Shannon (12/12)	6-5	315	Clarksdale, Miss. (Clarksdale HS/Mississippi Gulf Coast CC)

DEFENSE (6)

Pos.	#	Name (2019 games/starts)	Height	Weight	Hometown (High School/Previous School)
DE	90	Eric Banks (12/12)	6-5	270	Memphis, Tenn. (East HS)
DE	91	Jarrod Carter-McLin (12/11)	6-3	255	Carthage, Texas (Carthage HS)
DT	99	Baylen Baker (12/12)	6-4	295	Abilene, Texas (Wylie HS)
LB	12	Andrew Martel (12/12)	6-1	220	Richmond, Texas (Foster HS)
S	25	Carl Austin III (12/12)	6-1	200	Austin, Texas (St. Stephen's Episcopal HS)
CB	28	Cassius Grady (11/11)	5-9	185	Arlington, Texas (Arlington HS/Trinity Valley CC)

SPECIAL TEAMS (2)

Pos.	#	Name (2019 games)	Height	Weight	Hometown (High School)
KO	43	Matthew Cluck (12)	6-2	220	Arlington, Texas (Martin HS/Texas Tech)
DS	52	Grant Merka (9)	6-2	180	Elgin, Texas (Elgin HS/McNeese State)



BUILDING THE NEXT GENERATION OF GREAT COLLEGE PROGRAMS

Conference USA continues to compete and promote the success of its student-athletes. The league has adapted to the ever-changing landscape of collegiate athletics in its 26-year history, but the commitment to excellence, integrity, leadership and its student athletes in competition, academics and community is unwavering.

Conference USA enjoys a far-reaching fan base with its 14 members: Charlotte, FIU, Florida Atlantic, Louisiana Tech, Marshall, Middle Tennessee, North Texas, Old Dominion, Rice, Southern Miss, UAB, UTEP, UTSA and WKU.

Debuting in 1995, Conference USA teams have combined for 114 bowl appearances in football, 108 NCAA Tournament appearances in basketball, including three Final Fours, 73 NCAA baseball appearances including six College World Series berths, 96 NCAA soccer tournament appearances including four trips to the College Cup, and 40 individual national champions in track and field and cross country.

Success is not limited to athletic achievement as more than 252 Conference USA student-athletes have garnered Academic All-America honors, and more than 831 have achieved academic all-district laurels and thousands of student-athletes have earned a college degree.

Conference USA sponsors competition in 19 sports – nine for men (baseball, basketball, cross country, football, golf, soccer, tennis, and indoor and outdoor track and field) and 10 for women (basketball, cross country, golf, soccer, softball, swimming and diving, tennis, indoor and outdoor track and field, and volleyball).

The league promotes the scholar-athlete ideal, honoring outstanding academic achievement with numerous conference-sponsored awards, including the Commissioner’s Honor Roll and the Commissioner’s Academic Medal as well as sport-specific All-Academic teams.

C-USA annually awards postgraduate scholarships, along with the Sport Academic Awards, Scholar-Athletes of the Year and the Institutional Academic Excellence Award. Additionally, Conference USA presents a Spirit of Service Award three times each year, recognizing student-athletes who excel on the field, in the classroom and give back to the community through significant service efforts and participation.

The conference’s footprint is concentrated with 14 members in 10 states and a combined area population of more than 30 million. With a commitment to community involvement, the conference developed several initiatives to maintain strong ties in C-USA cities, as well as with fans and alumni across the country. C-USA schools also place a priority on giving back to their communities through volunteer service with local and national organizations. Individually, student-athletes are recognized each season through the Spirit of Service award.

SUCCESS ON THE PLAYING FIELD

Conference USA performers have achieved great success in competition, placing the league among the top conferences in the nation.

Football

- 114 teams have earned bowl bids
- Eligible for the College Football Playoff
- Conference USA has seven guaranteed bowl selections for the 2020 season and associations with 16 different bowls. C-USA will send teams to the Bahamas Bowl, R+L Carriers New Orleans Bowl and SoFi Hawai'i Bowl this year. The conference's remaining four guaranteed selections in 2020 could include the LendingTree Bowl (Mobile, Alabama), along with 11 games which are owned and operated by ESPN Events. The league also has a secondary agreement with the Radianc Technologies Independence Bowl in Shreveport, La., for this season.

Men's Basketball

- 137 postseason teams (56 NCAA, 50 NIT, 15 CBI, 14 CIT, 2 LV16)
- One National Championship title game appearance
- Three Final Four teams
- Seven Elite Eight NCAA Tournament teams
- One NIT Champion and five NIT semifinalists
- Two CBI Champions
- One CIT Championship
- Inaugural Las Vegas 16 Champion

Women's Basketball

- 54 NCAA Tournament appearances
- 68 WNIT appearances
- One Sweet 16 NCAA Tournament team
- Three WNIT semifinalists
- Two WBI Champions

Baseball

- 73 NCAA appearances
- Six College World Series appearances (2009, 2008, 2007, 2006, 2005 and 2001)
- 14 Super Regional appearances
- Has produced at least four teams in 10 of the past 15 NCAA Tournaments

In addition to the numerous NCAA Tournament berths, C-USA has sent three softball teams to the Women's College World Series and three volleyball teams to the NCAA Sweet 16. The league has also had 40 national champions in NCAA track and field competition, one national champion in diving, and numerous NCAA individual and team competitors in cross country, golf, swimming, tennis, and track and field. Overall, Conference USA teams and individuals have made more than 2,000 NCAA appearances.

SUCCESS OFF THE FIELD

C-USA institutions are among the nation's best in academic performance of student-athletes, bolstered by the fact that student-athletes at league schools have a higher graduation rate than the general student population. Among C-USA's 5,000 student-athletes, there are champions off the playing field as well. In 26 years, more than 43,000 student-athletes have been named to the Commissioner's Honor Roll or received the Commissioner's Academic Medal, indicative of outstanding achievement in the classroom. Honor Roll is awarded to student-athletes in Conference sponsored sports that have achieved a 3.0 cumulative GPA or above, while Academic Medal recipients have achieved a 3.75 cumulative GPA or above.

C-USA MULTIMEDIA PARTNERS

C-USA enjoys significant exposure through various multimedia partners. Partnerships include CBS Sports Network, Stadium, ESPN and Facebook. The multi-tiered selection process that is rooted in partnering with all entities has substantially increased the number of national, regional and digital appearances for football, men's and women's basketball, and several other conference Olympic sports.

C-USA membership includes eight institutions in the Top 75 television markets, six in the Top 40 media markets and five in the Top 25 according to SNL Kagan. C-USA home markets include more than 13 million TV households with a total population of more than 30 million people.

CUSA.TV

Conference USA introduced CUSA TV in the fall of 2016. Powered by Sidarm Sports, CUSA TV includes live streaming of non-televvised events, video on demand, specialty events, regular-season and championship event highlights, press conferences and feature stories. Available exclusively at CUSA.tv, it is one-stop online access to the league and each school has its own branded channel and URL.

C-USA IN THE COMMUNITY

Conference USA values the performances of its student-athletes on and off the playing field. The league also places an emphasis on cultivating relationships in C-USA member communities through volunteer service and has implemented several initiatives designed to maintain strong ties within our communities, as well as with fans and alumni across the country. Individually, student-athletes are recognized each season through the Spirit of Service award.

GOVERNANCE

Conference USA has significant representation in the NCAA governance structure. The presidents of the member institutions serve as the league's Board of Directors.

A PROUD HISTORY

Conference USA was formed in 1995 and quickly emerged as one of the nation's top conferences. The conference unveiled its name, logo and commissioner April 24, 1995, in Chicago. The league's charter members were Charlotte, Cincinnati, DePaul, Houston, Louisville, Marquette, Memphis, Saint Louis, Southern Miss, Tulane, UAB and USF. Eleven of the institutions began athletic participation in 1995, while Houston joined competition in the fall of 1996.

The league's headquarters were established in Chicago and, after nine years, relocated to the current office in Irving, Texas. Britton Banowsky was named Commissioner in October 2002, succeeding Mike Slive, the league's first Commissioner. In October 2015, Judy MacLeod became the league's third Commissioner.

C-USA added East Carolina (September, 1996) and the United States Military Academy (March, 1997) as football members. ECU began league competition in 1997; Army in 1998 and UAB began football play in 1999. The league brought in TCU and ECU (1999) for all sports and they began competition in 2001. USF started C-USA football in 2003. Marshall, Rice, SMU, Tulsa, UCF and UTEP became full-time Conference USA members for all sports in 2005.

In 2013, charter member Charlotte returned to C-USA and was joined by new members FIU, Florida Atlantic, Louisiana Tech, Middle Tennessee, North Texas, Old Dominion and UTSA. WKU joined the league on July 1, 2014.

« 2020 CONFERENCE USA CHAMPIONSHIP GAME »

2020 RYAN C-USA FOOTBALL CHAMPIONSHIP

Conference USA will host its 16th annual football championship game in 2020.

The event is slated for Saturday, December 5 and will be televised by CBS Sports Network. The team with the highest league winning percentage will serve as host site for the game.

The title game will feature champions from the East and West divisions of the league. Ten different schools have hosted the first 15 championship games.

Florida Atlantic has won two of the last three championships, posting the two largest victory margins in title game history, 49-6 over UAB last season and 41-17 over North Texas in 2017. Both games were played in Boca Raton, Florida. UAB earned its first C-USA Championship in 2018 with a 27-25 victory at Middle Tennessee, avenging a loss to the Blue Raiders in the final week of the regular season with the closest margin in title game annals. WKU became just the second team in league history to win back-to-back Conference USA Football Championship Games in 2016, defeating Louisiana Tech, 58-44, in what was the highest scoring conference championship game in FBS history at the time. In 2015, WKU became the first league school to go undefeated in C-USA play and then win the Championship Game, defeating Southern Miss, 45-28. Marshall took its first C-USA title in 2014 with a triumph over Louisiana Tech in Huntington, W. Va. In 2013, Rice won its first C-USA Football title with a victory over Marshall at Rice Stadium. Southern Miss won the 2011 C-USA Championship, when the nationally-ranked Golden Eagles defeated previously undefeated Houston on the Cougars home field. Former members East Carolina, Tulsa and UCF each won two championship games, while Houston claimed one crown.

Year Champion (C-USA Record)

2019	Florida Atlantic (7-1)
2018	UAB (7-1)
2017	Florida Atlantic (8-0)
2016	WKU (7-1)
2015	WKU (8-0)
2014	Marshall (7-1)
2013	Rice (7-1)
2012	Tulsa (7-1)
2011	Southern Miss (7-1)
2010	UCF (7-1)
2009	East Carolina (6-2)
2008	East Carolina (6-2)
2007	UCF (7-1)
2006	Houston (7-1)
2005	Tulsa (6-2)
2004	Louisville (8-0)
2003	Southern Miss (8-0)
2002	TCU (6-2) & Cincinnati (6-2)
2001	Louisville (6-1)
2000	Louisville (6-1)
1999	Southern Miss (6-0)
1998	Tulane (6-0)
1997	Southern Miss (6-0)
1996	Houston (4-1) & Southern Miss (4-1)



2020 RYAN C-USA FOOTBALL CHAMPIONSHIP

Saturday, Dec. 5

Time: TBA

CBS Sports Network

WEST

Louisiana Tech
North Texas
Rice
Southern Miss
UAB
UTEP
UTSA

EAST

Charlotte
FIU
Florida Atlantic
Marshall
Middle Tennessee
Old Dominion
WKU

C-USA TIEBREAKER

Home field for the C-USA Championship Game will be awarded to the team that posts the highest regular season winning percentage against conference opposition. The first tiebreaker is the winner of a head-to-head match-up. Additional tie-breakers are in place if the teams did not meet.

MEDIA CREDENTIALS

Members of the media that wish to cover the C-USA Championship game will be required to request credentials through the league's online credential application system on ConferenceUSA.com.

Details about the C-USA Championship Game will be available throughout the season on conferenceusa.com. For additional information, please contact C-USA Communications at 214/774-1351.

C-USA STADIUMS

Charlotte	Jerry Richardson Stadium (15,314)
FIU	Riccardo Silva Stadium (20,000)
Florida Atlantic	FAU Stadium (29,495)
Louisiana Tech	Joe Aillet Stadium (28,562)
Marshall	Joan C. Edwards Stadium (38,019)
Middle Tennessee	Johnny "Red" Floyd Stadium (30,788)
North Texas	Apogee Stadium (30,850)
Old Dominion	Kornblau Field at S.B. Ballard Stadium (22,480)
Rice	Rice Stadium (47,000)
Southern Miss	M.M. Roberts Stadium (36,000)
UAB	Legion Field (72,000)
UTEP	Sun Bowl (51,500)
UTSA	Alamodome (36,582)
WKU	Houchens Industries/L.T. Smith Stadium (22,113)

« 2020 CONFERENCE USA BOWL SYNOPSIS »

2020 C-USA BOWL SYNOPSIS

Conference USA has announced the league's bowl lineup that will span the six-year cycle from 2020-25. The conference is guaranteed seven bowl appearances in each year of the new cycle and will have associations with up to 16 different bowls.

As part of the new bowl cycle, C-USA will annually send teams to the Bahamas Bowl against a Mid-American Conference opponent, and to the R+L Carriers New Orleans Bowl, against a Sun Belt Conference school. The league has participated in all six Bahamas Bowls and has placed a team in the New Orleans Bowl 14 times in its first 18 years.

As previously announced, the league will continue its relationship with the Radiance Technologies Independence Bowl. C-USA is guaranteed to send a team to the Shreveport, Louisiana-based bowl in 2021 and 2025, while holding a secondary agreement with the bowl in the other years of the cycle.

C-USA will also continue its long-standing relationship with the Hawai'i Bowl. The league is set to participate in the Honolulu-based game in 2020, 2022 and 2024.

The conference's remaining guaranteed selections in the cycle (either 4 or 5 per season) will include the LendingTree Bowl (Mobile, Alabama) or from among 11 games which are owned and operated by ESPN Events.

Guaranteed selections each season:

Bahamas Bowl (Nassau, Bahamas)
R+L Carriers New Orleans Bowl (New Orleans, Louisiana)

Guaranteed selections selected seasons:

Hawai'i Bowl (Honolulu, Hawai'i)
2020, 2022, 2024
Radiance Technologies Independence Bowl (Shreveport, Louisiana)
2021, 2025

Remaining selections (either 4 or 5 per season) from this group:

Lockheed Martin Armed Forces Bowl (Fort Worth, Texas)
TicketSmarter Birmingham Bowl (Birmingham, Alabama)
Boca Raton Bowl (Boca Raton, Florida)
Camellia Bowl (Montgomery, Alabama)
Cure Bowl (Orlando, Florida)
Fenway Bowl (Boston, Massachusetts)
SERVPRO First Responder Bowl (Dallas, Texas)
Tropical Smoothie Cafe Frisco Bowl (Frisco, Texas)
Gasparilla Bowl (Tampa, Florida)
LendingTree Bowl (Mobile, Alabama)
Myrtle Beach Bowl (Myrtle Beach, South Carolina)
New Mexico Bowl (Albuquerque, New Mexico)

There is no set selection order among C-USA's bowl partners.

Per conference regulations, all teams with seven or more wins shall be placed into conference bowls prior to any other bowl eligible teams without a winning record (i.e. 6-6 record).

As a member of the College Football Playoff, Conference USA will be a part of one of the CFP bowls if it produces the highest rated champion from among the American Athletic, C-USA, Mid-American, Mountain West and Sun Belt Conferences.

COLLEGE FOOTBALL PLAYOFF

The Playoff

During the 2014-15 season, college football entered a new era when postseason playoffs began. The format is simple: top four teams, two semifinals played in bowl games, and a national championship game played in a different city each year. Each semifinal will be played during the New Year's holiday with the national championship game in prime time on a Monday night at least a week later.

The Selection Committee

A selection committee will choose the four teams for the playoff based on their performance during the regular season, including, strength of schedule, head-to-head results, championships won, and other factors. The teams will be seeded so that #1 will play #4 in one semifinal and #2 will meet #3 in the other, with the winners advancing to the national championship game.

The Rotation

The semifinals will rotate among six different bowls, extending the experience to more fans. In the years when the bowls are not hosting semifinals, the bowls will feature eight other teams in four compelling matchups.

For the 2020-21 season, the Goodyear Cotton Bowl (Dec. 30), Chick-fil-A Peach Bowl (Jan. 1), PlayStation Fiesta Bowl (Jan. 2) and Capital One Orange Bowl (Jan. 2), will host its regular bowl games, while the Rose Bowl Game presented by Northwestern Mutual (Jan. 1) and Allstate Sugar Bowl (Jan. 1) will host semifinals. The College Football Championship will be held on Monday, Jan. 11 in Miami, Florida.

C-USA and the College Football Playoff

As a member of the College Football Playoff, Conference USA will be a part of one of the College Football Playoff bowls if it has the highest rated champion from among the American Athletic, C-USA, Mid-American, Mountain West and Sun Belt Conferences.



COLLEGE FOOTBALL PLAYOFF

ATHLETICS COMMUNICATIONS



Kyle Stephens

*Associate Athletics Director/
Athletics Communications
Primary Football Contact*

p: (210) 458-4551
e: kyle.stephens@utsa.edu



Brent Ingram

*Associate Athletics
Communications Director
Football Contact #2*

p: (210) 845-8651
e: brent.ingram@utsa.edu



Whitney Truax

*Assistant Athletics
Communications Director*

p: (817) 584-7758
e: whitney.truax@utsa.edu

Shipping Address:
UTSA Athletics
Attn: Kyle Stephens
One UTSA Circle
San Antonio TX 78249

Follow UTSA Football



goUTSA.com



UTSAFTBL



UTSAFTBL



UTSAFTBL

UTSA MEDIA POLICY

(subject to change due to COVID-19 pandemic safety measures)

COVID-19 SAFETY MEASURES

Due to the COVID-19 pandemic, all media policies and procedures listed below may be adjusted to ensure the safety of UTSA student-athletes, coaches and staff, as well as members of the media.

Media Coverage

The UTSA Athletics Communications Office assists members of the media with their coverage of all 17 Roadrunners sports by coordinating interviews and providing feature ideas, notes, statistics and any other information needed. Media members may check the athletics department's website — goUTSA.com — for the latest information on all UTSA sports.

Football Season Credentials

Season credentials and parking requests for UTSA home games must be requested by emailing Associate Athletics Director for Communications Kyle Stephens (kyle.stephens@utsa.edu). Only media covering the Roadrunners on a consistent basis and on assignment will be considered. A lost season credential will result in passes being issued on a game-by-game basis, if available.

Football Single-Game Credentials

Credential and parking requests for individual home games should be emailed to Associate Athletics Director for Communications Kyle Stephens (kyle.stephens@utsa.edu) by 5 p.m. on Wednesday of the respective week, but early requests are encouraged and appreciated. Credentials only will be granted to media on assignment. For UTSA road games, please contact Associate Athletics Director for Communications Kyle Stephens (kyle.stephens@utsa.edu) by 5

p.m. on Monday of the preceding week for the game you wish to cover and include any parking needs you may have. These lists are submitted to the host school's SID by Wednesday the week before, so that credentials can be shipped back to our office for local distribution.

Non-Football Credentials

Media wishing to apply for credentials to cover other UTSA home events should send a request to the Athletics Communications Office for the sport they wish to cover at least 24 hours prior to the event. These credentials WILL NOT allow access to cover UTSA home football games.

Credential Will Call

Credentials can be mailed upon request or picked up in person with proper identification at the Athletics Communications Office located on the UTSA Main Campus near the baseball stadium. For home football games, media that has not yet received credentials may pick those up beginning three hours prior to kickoff at the Alamodome.

Football Game Day Parking

Media with a UTSA Football Game Day Parking Pass may park in Lot A (south of Alamodome/northeast corner of IH-37 & Cesar Chavez Boulevard interchange). Requests must be made to Associate Athletics Director for Communications Kyle Stephens (kyle.stephens@utsa.edu) at least one week in advance. Passes are issued on a single-game basis only and there are limited quantities per game. There are no season parking passes for UTSA football games.

Non-Game Day Media Parking

Media needing to drive onto UTSA's Main Campus for interviews may request a visitor parking permit by contacting the UTSA Athletics Communications Office for the sport they are covering at least 24 hours in advance of arrival.

Alamodome Access

All media members must enter the Alamodome through the media entrance located on the east 50-yard line. The entrance and all press work areas will open three hours **(subject to change)** prior to kickoff. No media members will be allowed to enter the Alamodome through the South Loading Dock. A UTSA-issued credential or game ticket is required for entrance to all home football games. Due to the COVID-19 pandemic, additional safety measures will be implemented for entrance to the Alamodome and communicated to all patrons and credentialed media prior to UTSA home games.

Press Box Services

The Alamodome press box is located on the Mezzanine Level (Level 3) of the east side of the facility. A UTSA-issued credential is required for entrance to the press box. Game notes, flip cards, game programs, official stats, notes and quotes will be provided. Wireless internet access is complimentary for working media members. Media members who wish to order a dedicated internet connection or phone line must contact Jason Bippert of the Alamodome at jason.bippert@sanantonio.gov. Seats will be assigned according to UTSA's credential criteria and in alignment with social distancing guidelines.

« MEDIA INFORMATION »

Live Statistics

UTSA will provide live statistics online at goUTSA.com for all home events and real-time statistics to credentialed media through a private URL that will be provided on football game days.

Photographers/Videographers

Photographers and videographers on assignment are welcome to shoot all UTSA home events with proper credentials requested through the Athletics Communications Office. For sideline access at home football games at the Alamodome, photographers and videographers will be required to check in for a photo vest. Sideline access may be restricted in 2020 due to COVID-19 pandemic safety measures. A work room is located in Meeting Room A near the northeast tunnel to the field and it is equipped with complimentary hard-wired and wireless internet access, flip cards and refreshments. Photographers who wish to order a dedicated internet connection must contact Jason Bippert of the Alamodome at jason.bippert@sanantonio.gov. Photographers and videographers will not have a reserved seat in the Alamodome press box. Upper photo and video area requests should be made in the press box at least two hours prior to kickoff.

Postgame Interview Rooms

Postgame interview rooms for all home football games are located on Field Level (Level 1) on the east side of the Alamodome. UTSA will hold a postgame press conference for head coach Jeff Traylor and requested student-athletes after a 10-minute cooling off period. The UTSA locker room is closed and there will be no interviews conducted on the field except for the television network that is broadcasting the game. All requests for the visiting team should be made with that team's SID. Please note that due to



COVID-19 pandemic safety measures, postgame interviews may be restricted to a virtual platform.

Interview Policy

All interviews with UTSA student-athletes and coaches must be arranged at least 24 hours in advance by contacting the Athletics Communications Office. Telephone interviews are available to the media on a "call-back" basis ONLY and at a time that is convenient for the interviewee. Contact information (i.e., cell phone numbers) for student-athletes and coaches will not be provided to the media.

Football Media Availability

During the season, UTSA head coach Jeff Traylor will be available on Monday mornings at a weekly media roundtable. Traylor and student-athletes will be available following practice on Tuesdays and Wednesdays. All requests should be made by 5 p.m. Sunday of game

weeks to Associate Athletics Director for Communications Kyle Stephens (kyle.stephens@utsa.edu). All interviews will be virtual until further notice due to COVID-19 pandemic safety measures.

Practice Policies

UTSA football practices will be held on Main Campus (unless otherwise noted). Practices are closed, but portions of some practices may be open to members of accredited media outlets with a UTSA-issued credential. Media planning to shoot this portion of practice should contact Associate AD for Communications Kyle Stephens (kyle.stephens@utsa.edu) to confirm arrangements and practice times. Questions pertaining to practice schedules and specific media information regarding coverage for all other sports may be directed to the UTSA Athletics Communications Office. Media access for practices will not be permitted until further notice due to the COVID-19 pandemic.

Conference USA

Conference USA provides digital media guides, notes, league statistics and standings, logos and video content online at conferenceusa.com. The football media relations contact is Russ Anderson and he can be reached at (214) 774-1351 or rdanderson@c-usa.org.



collegepressbox.com
SINCE 2005 EVERYTHING BUT THE PRE-GAME MEAL

CollegePressBox.com is the official media website for Division I football. Access and download weekly game notes, quotes, statistics, media guides, headshots, logos and more for each conference and its member schools. Register for access at collegepressbox.com/register.

BROADCAST INFORMATION

All UTSA football games will be carried live in the San Antonio area on Ticket 760 AM, online at Ticket760.com and via the free iHeartRadio app and TuneIn.

Andy Everett, the play-by-play voice of the Roadrunners, will be joined for football broadcasts by analyst Jay Riley along with sideline reporter Pat Evans. There will be two-hour pregame and 45-minute postgame shows for each broadcast.

Everett also will host "The Jeff Traylor Radio Show", from 7-8 p.m. each Wednesday (subject to change) beginning on Sept. 2. The show will air live on Ticket 760 AM, online at Ticket760.com and via the free iHeartRadio app and TuneIn.



LOCAL MEDIA DIRECTORY

PRINT

San Antonio Express-News
Box 2171
San Antonio TX 78297
p: (210) 250-3373
f: (210) 250-3351
e: sports@express-news.net
w: mysa.com / expressnews.com
sports editor: Nick Talbot
beat writer: Greg Luca

The Paisano

14545 Roadrunner Way
San Antonio TX 78249
p: (210) 690-9301
f: (210) 690-3423
e: sports@paisano-online.com
w: paisano-online.com

San Antonio Business Journal

8200 IH 10 W Suite 820
San Antonio TX 78230
p: (210) 341-3202
f: (210) 342-4443
e: sanantonio@bizjournals.com
w: bizjournals.com/sanantonio
beat writer: W. Scott Bailey

TELEVISION

KABB-TV (FOX)

4335 NW Loop 410
San Antonio TX 78229
p: (210) 442-6353
e: cmiketinac@sbgvtv.com
w: foxsanantonio.com
sports director: Chuck Miketina

KENS-TV (CBS)

5400 Fredericksburg Road
San Antonio TX 78229
p: (210) 366-5001
e: jreinagel@kens5.com
w: kens5.com
sports director: Joe Reinagel

KSAT-TV (ABC)

1408 N. St. Mary's St.
San Antonio TX 78215
p: (210) 351-1270
e: sports@ksat.com
w: ksat.com
sports director: Greg Simmons

KVDA-TV (Telemundo)

6234 San Pedro Avenue
San Antonio TX 78216
p: (210) 568-0176
e: noticias_60_telemundo@nbcuni.com
w: telemundosanantonio.com

KWEX-TV (Univision)

12451 Network Boulevard
San Antonio TX 78249
p: (210) 242-7451
e: sanantoniodesk@univision.net
w: univision41.com

Sports 2Nite/KCWX-TV

7550 IH-10 W Frontage Road #100
San Antonio TX 78229
p: (210) 572-7570
e: hector.ledesma@3qmp.com
w: sports2nite.com
sports director: Hector Ledesma

Sports Night/Spectrum News

p: (210) 582-9408
e: txnewsdesk@charter.com
w: spectrumlocalnews.com/tx/san-antonio/sports/sports-night.com

WOAI-TV (NBC)

4335 NW Loop 410
San Antonio TX 78229
p: (210) 366-1129
e: donharris@sbgvtv.com
w: woai.com
sports director: Don Harris

RADIO

KZDC-AM 1250/94.5 FM

4050 Eisenhower Road
San Antonio TX 78218
p: (210) 654-5100
f: (210) 885-5054

KTKR-AM 760/WOAI-AM 1200

6222 NW IH-10
San Antonio TX 78201
p: (210) 736-9700
f: (210) 735-8811

WEBSITES

BirdsUp.com (Rivals)

20303 Stone Oak Parkway #6304
San Antonio Texas 78258
editor: Javi Cardenas
e: utsarivals@yahoo.com

InsideRunnerSports.com (Scout)

P.O. Box 761272
San Antonio TX 78245
editor: J.J. Perez
e: jj@insiderunnersports.com

MEET THE STAFF



« MEET THE STAFF »



JEFF TRAYLOR



**Head Coach
First Season
(Stephen F. Austin '90)
@CoachTraylor**

UTSA announced Jeff Traylor, former associate head coach at Texas, SMU and Arkansas, as its new head football coach on Dec. 9, 2019.

Traylor has nearly 30 years of coaching experience including a highly successful 15-year career as head coach at Gilmer High School, where he led teams to three state championships and two state runner-up finishes and won more than 87% of his games.

A native of Gilmer, he served most recently as associate head coach and running backs coach for two seasons at Arkansas, where he helped sign the school's first top-20 recruiting class. Prior to that, he served in the same role at SMU for the 2017 season. He began his collegiate coaching career as the special teams coordinator and tight ends coach at Texas in 2015 before becoming the Longhorns' associate head coach for offense and wide receivers coach the following year.

Traylor's impact on the offense was felt immediately in his first season at Arkansas, as his running backs corps racked up 1,721 yards and 11 touchdowns in 2018. The unit was led by Rakeem Boyd, who rushed for more than 100 yards in three different SEC games, including a

season-best 113 against Vanderbilt. The Houston Stratford High School product took over the starting tailback role in the fifth game of the season and his most impressive stretch of the season came during a four-game stretch against Alabama, Ole Miss, Tulsa and Vanderbilt, as he topped the century mark three times and totaled 423 yards. His 102 yards against Alabama made him the first Arkansas running back to eclipse 100 yards against the Crimson Tide since Darren McFadden in 2007.

In Traylor's second season coaching the Arkansas running backs, Boyd rushed for 1,133 yards and eight touchdowns on 184 carries (6.2 avg.) to spearhead a ground game that accumulated 1,766 yards. Boyd topped 100 yards in five contests, including a season-best 185 and two scores on just eight attempts against Western Kentucky. He also rushed for 100-plus against Portland State (114), Colorado State (122), Kentucky (134) and Mississippi (114).

Prior to his time at Arkansas, Traylor spent the 2017 season as associate head coach and running backs coach at SMU under Chad Morris. He also served as the Mustangs' interim coach before joining Morris' staff at Arkansas.

During his one year at SMU, Traylor's running backs piled up 2,223 yards on the ground. Three players rushed for 500-plus yards, with Xavier Jones leading the group at 1,075. The Mustangs topped the 200-yard mark on the ground six times, including a season-best 311 in a win against Arkansas State. SMU ranked in the top 20 nationally in several offensive categories, including 12th in scoring offense and 15th in total offense.

Prior to his time in Dallas, Traylor spent two seasons at Texas. He was the tight ends coach and special teams coordinator in 2015 and then the associate head for offense and wide receivers coach in 2016, when the Longhorns boasted the nation's No. 16-ranked offense that averaged 491.3 yards per game. During his time as the lead recruiter, he helped the Longhorns sign the No. 7-ranked recruiting class in the country in back-to-back years and was named Scout.com's Big 12 Recruiter of the Year. He recruited punter Michael Dickson, who went on to earn multiple All-America honors, win Big 12 Conference Special Teams Player of the Year in 2016 and 2017

as well as the 2017 Ray Guy Award, and currently punts for the Seattle Seahawks.

Traylor built his hometown program into a prep powerhouse during his 15-year tenure.

A four-time Texas High School Coach of the Year, he posted a 175-26 record (.871 winning percentage) and led the Buckeyes to five state championship game appearances, three state titles (2004, '09, '14) and 12 district crowns. Gilmer turned in a pair

of perfect 16-0 seasons, won 10-or-more games 11 times and registered seven 13-win seasons and three 15-win campaigns during his career.

In 2014, his undefeated Class 4A Division II state championship team boasted one of the most prolific offenses in Texas prep history. Gilmer scored 950 points in 16 games, the second-most in state history, averaging 59.4 points and 536.1 yards per game. The Buckeyes topped 60-plus points nine times, including two 80-point performances. Gilmer also averaged 536.1 total yards per game (8,577 yards) behind a balanced 293.9 passing yards and 242.1 rushing yards per contest. The defense was equally dominant, allowing only 276 points (17.3) with five single-digit efforts and two shutouts, while recording 23 interceptions and forcing 17 fumbles. Gilmer closed out the season with a win over West Orange-Stark and had eight different players earn 4A All-State honors from either the Associated Press or Texas Sports Writers Association.



Jeff Traylor was introduced as UTSA's third head football coach on Dec. 10, 2019.

« MEET THE STAFF »



Gilmer's two other state titles under Traylor both came in Class 3A in 2004 (Division II) and 2009 (Division I), before the change in class structure in Texas high school football moved the school into 4A. After 15 years on its sidelines, Gilmer renamed Buckeye Stadium to Jeff Traylor Stadium to honor his successful career

Inducted into the East Texas Coaches Association Hall of Honor in 2019, Traylor has received numerous coaching honors, including being named Coach of the Decade (2000s) by the Tyler Morning Telegraph. He is a 12-time District Coach of the Year, four-time East Texas Coach of the Year and a four-time Ted Jeffries Award winner. He has received the Carl Padilla Coach of the Year, KYKX Coach of the Year and Old Coach Network Coach of the Year awards twice each.

Traylor began his coaching career as an assistant coach at Big Sandy High School in 1990-93 before a seven-year stint (1994-2000) at Jacksonville High School where he served as passing coordinator, defensive backs coach, receivers coach and special teams coordinator. There, he helped coach future NFL quarterbacks Josh McCown and Luke McCown and former Texas A&M standout signal-caller Randy McCown.

A 1986 graduate of Gilmer High School, Traylor earned both undergraduate (1990) and graduate (2002) degrees in education from Stephen F. Austin while playing football as a walk-on.

He and his wife, Cari, have three children: Jordan, Jacob and Jaci.

THE JEFF TRAYLOR FILE

Coaching Experience

- 1990-93: Big Sandy High School (assistant coach)
- 1994-2000: Jacksonville High School (assistant coach)
- 2001-2014: Gilmer High School, (head coach)
- 2015: Texas, (special teams coordinator/tight ends)
- 2016: Texas, (associate head coach, offense/receivers)
- 2017: SMU, (associate head coach/running backs)
- 2018-19: Arkansas (associate head coach/running backs)
- 2020-present: UTSA (head coach)

Honors

- Scout.com 2016 Big 12 Recruiter of the Year
- East Texas Coaches Association Hall of Honor
- Tyler Morning Telegraph Coach of the Decade (2000s)
- 12-time District Coach of the Year
- Four-time Texas High School Coach of the Year
- Four-time East Texas Coach of the Year
- Four-time Ted Jeffries Award recipient
- Carl Padilla Coach of the Year
- KYKX Coach of the Year
- Old Coach Network Coach of the Year

Playing Experience

- 1986-89: Stephen F. Austin

Education

- Bachelor's degree in education, Stephen F. Austin, 1990
- Master's degree in education, Stephen F. Austin, 2002

Hometown

- Gilmer, Texas

Family

- Wife: Cari
- Children: Jordan, Jacob, Jaci



The Traylor Family

WHAT THEY'RE SAYING ABOUT JEFF TRAYLOR

"Jeff Traylor is a champion who has an innate ability to help student-athletes become the best leaders they can be. He is one of our own and as someone who is extremely well connected with the Texas high school coaching community, he is an excellent choice to usher in a powerful new era for Roadrunners Football."

— **D.W. Rutledge, former Executive Director of the Texas High School Football Coaches Association and legendary Converse Judson High School coach**

"Jeff Traylor is a dynamic, transformational leader who will usher in a bright new era for UTSA football. I have long admired Coach Traylor's passion for young people, his knowledge of the game and his unparalleled impact in recruiting. He is a dynamic personality who will recruit the very best student-athletes from all across the state and high school coaches know that if they send a young man to Jeff, he will be cared for, taught and pushed to be the very best that he can be. I look forward to seeing Coach Traylor and his staff bring a championship to San Antonio."

— **Matt Rhule, Carolina Panthers and former Baylor Head Coach**

"Jeff Traylor was a legendary high school coach at Gilmer, who won a bunch of state championships. We coached some of his great players at Texas and he did a tremendous job developing young talent. Jeff has been able to grow as a coach at the collegiate level over the last few years and he will bring a wealth of knowledge on the state of Texas to UTSA. He'll be welcomed in every high school in the state, which is perfect as he works to build the program in San Antonio. UTSA hit a home run with this hire."

— **Mack Brown, North Carolina and former Texas Head Coach**

"Jeff is well known and trusted by high school coaches, and his long-standing relationships will pay dividends in recruiting. Jeff builds strong relationships with players and they will play hard for him."

— **Sonny Dykes, SMU Head Coach**

"Jeff is a great football coach and we have a lot in common and we think alike, so he's a great help. He's got great ideas and he's a good football guy. You don't win three state championships without really knowing something about football."

— **Jay Norvell, Nevada Head Coach**

"I got to know Coach Traylor when I was recruiting for the University of Houston, and I was always so impressed by him as a coach and a mentor to his players. He is a tremendous leader of men and great football mind, and I am excited to see the success he will bring to the UTSA program."

— **Kliff Kingsbury, Arizona Cardinals Head Coach**

"Jeff is a great hire for UTSA! Everywhere he has ever been, he has left the place better than it was before he got there. First and foremost, he's a man of character. Faith, family and football are what's most important to him and in that order. He has an ability to reach all types of people as a communicator and motivator and help them achieve their maximum potential. His work ethic is second to none and from the minute he steps foot on campus, UTSA will be on the road to becoming champions. His track record speaks for itself, and I'm confident it won't be long before UTSA will be a force to be reckoned with. UTSA could not have hired a better man to lead their program."

— **Randy McCown, former quarterback at Jacksonville high School who led Texas A&M to a Big 12 Championship**

"I had the privilege of being coached by Jeff Traylor early in my career. The impact that he had in my life has left a ripple effect in every locker room that I've walked in, from high school, college and the last 18 years in the NFL. He has the rare ability to invest in his players both on and off the field, making them better players on it and more importantly guiding them into high-character men off of it. I believe UTSA football is in for something special."

— **Josh McCown, Philadelphia Eagles and former Jacksonville High School quarterback**

"I first met Coach Traylor when he was my head football coach and athletic director during my senior year of high school. I didn't know what kind of quarterback I could really be until I was molded by his program, but more importantly, I didn't know what kind of person I could be. The lessons he instilled in us about pride, persistence, humility and selflessness prepared me for the challenges I would later face throughout the ups and downs of a collegiate and professional career, both as a player and a coach. Equally as important, Coach Traylor's ability to recruit and develop both his staff and players is unmatched. He has a genuine love for people that is not only contagious but also creates an atmosphere where the entire football family will accept constructive criticism and will willingly give their best effort 100% of the time. That is invaluable."

— **G. J. Kinne, Hawai'i offensive coordinator and former Gilmer High School quarterback**

"Jeff's a tremendous football coach who built a program at Gilmer that has had unbelievable success. He's a guy that we've watched, admired and really gotten to know. The thing about Jeff is he's just so passionate about the game and his players. We had a chance to get him in for an interview and around our staff, and he really impressed all of us. He has a great deal of knowledge and experience and having coached in this state for so long, really knows Texas."

— **Charlie Strong, former head coach at Texas, Louisville and USF**

"As a fellow educator, we get many opportunities to employ coaches that we feel can have a positive impact on the lives of student athletes. I have never witnessed anyone that can capture the hearts of kids and influence entire communities to strive for a common purpose as Jeff Traylor. Jeff transforms every environment he becomes involved with to a culture of trust, caring and a 'find a way' winning attitude in all he pursues. His presence influences everyone around him to strive for the same level of excellence he demands of himself. Congratulations on your hire, as your decision will positively affect all student athletes Jeff Traylor will come in contact with as your Head Football Coach."

— **Danny Long, Conroe Independent School District Head Coach/Athletics Director**

"UTSA has made a great choice in naming Jeff Traylor as its head football coach. Jeff has a proven record in recruiting high school players with the athletic and academic skills to succeed at the collegiate level. He not only recruits well, he is skilled in coaching young men and developing each athlete's continued improvement. Jeff understands full well the need for excellence in all phases of the game—offense, defense and special teams. His winning record at Gilmer High School — three state championships and two runner-up finishes — prove his abilities. I have no doubt he will rapidly assemble a great staff. I am very excited about the future for Roadrunner football teams."

— **Mike Perrin, former University of Texas Director of Athletics**



**BARRY
LUNNEY JR.**



**Associate Head Coach/Offensive
Coordinator/Quarterbacks
First Season
(Arkansas '96)**

Barry Lunney Jr., who most recently served as the interim head coach at Arkansas, was named associate head coach and offensive coordinator/quarterbacks coach at UTSA on Dec. 13, 2019.

Lunney came to San Antonio after spending six seasons as the tight ends coach and special teams coordinator at his alma mater in Fayetteville. He took over as the interim head coach late in the 2019 season and led the Razorbacks in games against No. 1 LSU and Missouri.

Lunney brings a wealth of experience to the Roadrunners, including three seasons at Tulsa (2000-02), two at San Jose State (2003-04), nine as the offensive coordinator at Bentonville (Ark.) High School and eight combined years at Arkansas (1998-99, 2014-19).

Lunney helped develop the Arkansas offensive attack into one that was spurred through its tight ends. During the 2018 season, the Razorbacks made a living off production out of the tight end position, completing 58.8 percent of the group's targets, which was above the team average. Arkansas finished the year ranked second in the country in tight end touchdowns and tied for fourth in the nation in tight end first downs, as Cheyenne O'Grady led the team in receptions (30) and touchdowns (six). In 2019, O'Grady led the Razorbacks with 33 catches and four TDs in 12 games.

From 2014 to 2016, Lunney developed one of the top tight ends in Arkansas history in Hunter Henry, who won the John Mackey Award and was a consensus first-team All-American as a junior in 2015. He was the first tight end taken in the 2016 NFL Draft with the 35th overall pick by the Chargers, and he has become one of the top receiving threats in professional football.

Henry led all FBS tight ends with 739 receiving yards on 51 receptions – each career highs – and hauled in three touchdown passes in 2015. In addition, Henry and tight end mate Jeremy Sprinkle combined for a league-best 1,128 receiving yards and eight touchdowns.

During his career, Henry hauled in 116 passes for 1,661 yards and nine touchdowns. He is one of only eight tight ends in SEC history to reach the triple-digit mark in receptions while playing in the conference. Of the eight, he is one of four to tally more than 1,500 receiving yards. In addition, his 1,661 career receiving yards rank second in program history among tight ends, only trailing Williams (1,855, 2007-10). His 116 receptions and 1,661 receiving yards through those three seasons were both tops in the SEC among tight ends.

A year later, Sprinkle followed Henry's footsteps and was taken by the Washington Redskins in the fifth round of the 2017 NFL Draft. During his senior season, Sprinkle set the Arkansas record for career TDs by a tight end with 11 and was also invited to play in the Reese's Senior Bowl.

Lunney also oversaw the transition of AJ Derby from quarterback to tight end. Derby finished fifth in the SEC with 303 receiving yards during the 2014 season and was a sixth-round draft choice of the New England Patriots despite playing the position for less than a year.

In his first season coaching the Arkansas tight ends, Lunney led Henry to second-team All-SEC, Freshman All-America and SEC All-Freshman Team recognition. Henry's receiving yards ranked third in the nation among freshman tight ends, and he was the only freshman tight end in the SEC with a 100-yard receiving game. Henry also led SEC tight ends and ranked third in the conference by gaining a first down on 78.6 percent of his receptions.

Before returning to the Razorbacks, Lunney served as the offensive coordinator and quarterbacks coach at Bentonville High School from 2005-13.

In his eight years at Bentonville, the Tigers won 78 games, including 25 straight in 2010-11, played in four state championship games, claiming state titles in 2008 and 2010, and won six straight 7A West Conference crowns from 2007-12. Bentonville played in three 7A state championship games and won at least 12 games in four of his last five seasons.

Bentonville quarterback Dallas Hardison broke the Arkansas state single-season completion percentage record in 2010 and bettered the record in

THE BARRY LUNNEY JR. FILE

Coaching Experience

- 1998: Arkansas (graduate assistant)
- 1999: Arkansas (running backs)
- 2000-01: Tulsa (quarterbacks)
- 2002: Tulsa (wide receivers)
- 2003-04: San Jose State (offensive coordinator/quarterbacks)
- 2005-13: Bentonville High School (offensive coordinator/quarterbacks)
- 2014-18: Arkansas (tight ends)
- 2019: Arkansas (special teams coordinator/tight ends)
- 2020-present: UTSA (assoc. head coach/off. coordinator/quarterbacks)

Playing Experience:

- 1992-95: Arkansas (quarterback)

Education

Bachelor's degree in kinesiology, Arkansas, 1996

Hometown

Fort Smith, Ark.

Family

- Wife: Janelle
- Sons: Luke, Levi

2011 under the direct guidance of Lunney. In 2011 and 2012, the Tigers won their first 12 games to advance to the state championship game with an offense that averaged 42.5 and 36.8 points per game, respectively.

The 2010 Bentonville team finished the season 13-0 and won the 7A state championship. The offense averaged 47.0 points per game and scored at least 40 points nine times, including 49 points in the semifinal round and the state championship game.

Lunney's first state title at Bentonville came in 2008 as the Tigers won 12 games for the first time since 2001. The offense averaged 30.2 points per game and scored more than 30 points in seven of 13 games.

Before moving to the high school coaching ranks, Lunney compiled seven years of collegiate coaching experience.

Lunney spent two seasons as the co-offensive coordinator and quarterbacks coach at San Jose State. During his tenure, the offense produced six all-conference performers, and tight end Courtney Anderson was selected by the Oakland Raiders in the 2004 NFL Draft. In 2003, the Spartans ranked 17th in the NCAA in passing offense and quarterback Scott Rislov ranked third in the WAC in passing efficiency and total offense.

Prior to that, Lunney spent three seasons at Tulsa, first working with quarterbacks in 2000 and 2001 and then moving to wide receivers in 2002. In 2000, quarterback Josh Blankenship ranked fifth in the WAC in total offense and receiver Don Shoals led the conference and ranked 11th in the NCAA in receptions per game.

His coaching career began with two seasons as a graduate assistant at Arkansas following a standout career for the Razorbacks. In 1998, Arkansas won its first eight games and rose to No. 9 in the national rankings on the way to sharing the SEC Western Division title and earning a berth in the Citrus Bowl. Lunney served as the Razorbacks' running backs coach for the bowl game and throughout the spring of 1999. Arkansas spent the majority of the 1999 season in the top 25 of the national rankings and finished the year with a 27-6 win over No. 14 Texas in the Cotton Bowl.

As a player for the Razorbacks, Lunney lettered from 1992-95, starting 40 games at quarterback, and was a team captain on the 1995 team that played in the SEC Championship Game for the first time in school history. In his first game as the starting quarterback, he led Arkansas to an upset win at No. 4 Tennessee. He left Arkansas holding school career records for passing yards, passing touchdowns, pass completions, pass attempts and total offensive plays. Lunney also played baseball at Arkansas. He was drafted by the Montreal Expos out of high school in 1992 and by the Minnesota Twins in 1996 and played one season of minor league baseball in the Twins organization.

Lunney graduated from Arkansas in 1996 with a bachelor's degree in kinesiology. He and his wife, Janelle, have two sons, Luke and Levi. His grandfather, John lettered at Arkansas from 1946-49. His father, Barry Sr., retired after 28 years as a high school football coach in Arkansas, winning eight state championships at Bentonville HS and Fort Smith Southside HS.



**TYRONE
NIX**



**Defensive Coordinator/Linebackers
First Season
(Southern Miss '95)**

A coaching veteran of more than 25 years, Tyrone Nix was named UTSA's defensive coordinator and linebackers coach on Feb. 3, 2020.

Nix, a former Broyles Award finalist for the nation's top assistant coach, is approaching two decades of experience as a defensive coordinator, including seven years in the Southeastern Conference. He has coached six All-Americans, 15 all-conference performers and one freshman All-American. He has developed numerous NFL players, including nine Pro Bowl selections, six Super Bowl champions, three All-Pro performers and a pair of first-round draft picks in Peria Jerry and Johnathan Joseph.

Nix, who has more than a dozen years of experience coaching in Conference USA, came to San Antonio after spending the 2019 season as the outside linebackers coach at Mississippi. His position group combined to produce 19 tackles for loss, 9.5 sacks and 15 quarterback hurries.

That campaign was Nix's second stint with the Ole Miss program after working on the Rebels' staff from 2008-11 as the defensive coordinator.

In 2018, Nix was the safeties coach at Virginia Tech, where he helped the Hokies to a pair of wins versus Top-25 opponents and an appearance in the Military Bowl.

Nix spent the 2017 campaign as a defensive analyst at Texas A&M, helping the Aggies to seven wins and a trip to the Belk Bowl.

A native of Attalla, Ala., Nix spent five seasons on the staff at Middle Tennessee, working as co-defensive coordinator/linebackers coach from 2012-14 and defensive coordinator/linebackers coach from 2015-16. He tutored a pair of NFL Draft choices for the Blue Raiders in defensive tackle Jimmy Staten and Kevin Byard, a first-team All-Pro safety for the Tennessee Titans.

Nix's Middle Tennessee defenses consistently ranked in the nation's top 25 in terms of forcing takeaways. The Blue Raiders tied for fifth in that department among FBS squads with 33 turnovers forced in 2013, a figure that ranked higher than all Power Five squads except for Arizona State and Oklahoma State, who also had 33.

Prior to his tenure at Middle Tennessee, Nix was the defensive coordinator under Houston Nutt at Ole Miss (2008-11). In 2008, his unit ranked fourth in the nation in rushing defense (86.5 ypg), led by All-America DT Peria Jerry, who was selected in the first round of the 2009 NFL Draft, future All-SEC DT Jerrell Powe and future NFL All-Pro DE Greg Hardy. The 2009 campaign saw the Rebels post 92 tackles for loss and 34.0 sacks, totals that ranked first and second in the SEC, respectively. Nix's defenses helped lead Ole Miss to consecutive Cotton Bowl appearances in 2009 and 2010. He added the title of assistant head coach to his responsibilities for the 2010-11 seasons.

A collegiate linebacker at Southern Miss, he embarked on his coaching career at his alma mater as defensive tackles coach in 1995, beginning a decade-long run with the Golden Eagles that

THE TYRONE NIX FILE

Coaching Experience

- 1995: Southern Miss (defensive tackles)
- 1996-99: Southern Miss (linebackers)
- 2000: Southern Miss (defensive backs)
- 2001-04: Southern Miss (defensive coordinator/inside linebackers)
- 2005: South Carolina (co-defensive coordinator/linebackers)
- 2006-07: South Carolina (defensive coordinator/linebackers)
- 2008-09: Mississippi (defensive coordinator)
- 2010-11: Mississippi (assistant head coach/defensive coordinator)
- 2012-14: Middle Tennessee (co-defensive coordinator/linebackers)
- 2015-16: Middle Tennessee (defensive coordinator/linebackers)
- 2017: Texas A&M (defensive analyst)
- 2018: Virginia Tech (safeties)
- 2019: Mississippi (outside linebackers)
- 2020-present: UTSA (defensive coordinator/linebackers)

Playing Experience

- 1990-93: Southern Miss (linebacker)

Education

Bachelor's degree, Southern Miss, 1995

Hometown

Attalla, Ala.

Family

Wife: Toya

Children: Ty, Tiah

also saw him coach outside linebackers (1996-99) and defensive backs (2000). In 2001, he was elevated to defensive coordinator/inside linebackers coach, a position he held through the 2004 season. From 2001-03, Southern Miss ranked in the top 15 in the nation in both scoring defense and pass efficiency defense each season.

In his 10-year tenure at Southern Miss, he mentored 12 All-Conference USA selections, four C-USA Defensive Players of the Year and six All-America selections, while also being named a finalist for Broyles Award in 2003.

Southern Miss also won four C-USA titles and made seven bowl appearances during his time in Hattiesburg. His many notable pupils coached in Hattiesburg included a pair of NFL Pro Bowl performers in CB Patrick Surtain and LB Adalius Thomas.

Nix's initial stint in the SEC began in 2005 at South Carolina when he was co-defensive coordinator and linebackers coach under head coach Steve Spurrier. He was promoted to assistant head coach and defensive coordinator/linebackers coach prior to the 2006 campaign and South Carolina's defense surrendered a mere 18.7 points per game that season, an improvement of 4.5 fewer points per game allowed than the previous year despite returning just one starter to his defense. In 2007, the Gamecocks led the SEC and ranked fifth nationally in pass defense, allowing just 168.8 yards per game. A pair of his players, All-America cornerback Johnathan Joseph and safety Ko Simpson, were selected in the NFL Draft.

Nix was a four-year letterman at linebacker for Southern Miss from 1990-93. He completed his bachelor's degree in 1995.

Nix and his wife, Toya, have two children – a son, Ty and a daughter, Tiah.



**TOMMY
PERRY**



**Special Teams Coordinator
First Season
(Texas A&M '03)**

Tommy Perry was named UTSA's special teams coordinator in January 2020.

A native of Monroe, La., Perry came to San Antonio from Nevada, where he was the Wolf Pack's special teams coordinator for three seasons under Jay Norvell.

In his first season at the helm of Nevada's special teams, the Wolf Pack ranked fourth in the Mountain West Conference in both kickoff return (22.1) and punt return (10.0) average. Daiyan Henley's 23.1 yards-per-return average on kickoffs ranked inside the top 50 nationally and was sixth in the league. Additionally, place-kicker Spencer Pettit hit a career-long 47-yard field in Perry's first year.

In Perry's second year, Nevada improved its punt return game from 10.0 yards per return to 12.59 yards per return, which ranked second in the Mountain West and 24th nationally. A big reason for the increase in punt return success was rookie Romeo Doubs, who returned a punt against Portland State 80 yards for a touchdown on his first collegiate touch. Perry also worked with punter Quinton Conaway, who averaged 43.6 yards per punt, which ranked in the top five in the league and in the top 30 nationally. Conaway also booted a 74-yard punt in 2018, which was tied for the 12th longest punt of the season across the nation.

In 2019, he helped the Wolf Pack to seven wins, including an upset of Purdue, and their second straight bowl game. Nevada punter Quinton Conaway posted an average of 43.0 yards per punt with a long of 67 and he pinned opponents inside the 20-yard line 16 times. Place-kicker Brandon Talton booted 21 of 25 field goals with a long of 56 and he ranked 18th nationally in field goals per game and 26th in field-goal percentage (.840). Kickoff specialist Julian Diaz registered 34 touchbacks on 56 kickoffs.

Perry is no stranger to Conference USA, as he spent four seasons as the running backs coach and special teams coordinator at North Texas. He did a complete transformation of the Mean Green special teams unit when he arrived in 2013 and the results were evident.

In 2014, North Texas converted 15-of-17 field goal attempts for a school-record 88.2 percent. Perry's kickoff return defense was fifth in the nation in 2014, holding its opponents to only 16.4 yards per return. Additionally, the Mean Green finished that season with the second-highest punting average (44.8) in the conference.

In Perry's first season with North Texas, the team led the nation with eight blocked kicks, including five blocked punts, which also paced all of FBS. Of those five blocked punts, three resulted in touchdowns. Perry's impact on special teams was also felt on the return game as the top returner averaged 27.6 yards per kick return, which included a 99-yard touchdown return against No. 9 Georgia.

The North Texas running backs also thrived under Perry in 2013. Former Mean Green back Brandin Byrd posted his first 1,000-yard rushing season and two of the top-10 longest rushes in

THE TOMMY PERRY FILE

Coaching Experience

- 2004: Texas (assistant strength & conditioning coach)
- 2005: Texas A&M-Commerce (running backs/special teams)
- 2006: Amsterdam Admirals (special teams/strength)
- 2006-08: Alabama (graduate assistant/intern)
- 2009-12: South Alabama (running backs/special teams coordinator)
- 2013-16: North Texas (running backs/special teams coordinator)
- 2017-19: Nevada (special teams coordinator)

Playing Experience

- 2000-01: Tyler Junior College (linebacker)
- 2002-03: Texas A&M (fullback, linebacker, defensive end)

Education

- Bachelor's degree in English and history, Texas A&M, 2003
- Master's degree in health and human performance, Texas A&M-Commerce, 2005

Hometown

Monroe, La.

Family

Daughters: Joanna Rose, Jude

school history. North Texas rushed for 31 touchdowns that year, at the time the second-most in school history and the most since 1951.

Prior to his tenure in Denton, Perry spent four seasons as an assistant at South Alabama, where he coached the running backs and special teams. In 2012, the first season at the FBS level for South Alabama, Perry coached place-kicker Michel Chapuseaux, who broke the school's single-season scoring record with 84 points. In the offensive backfield, the duo of Kendall Houston and Demetre Baker both finished in the top 10 among FBS Independents in rushing and scoring.

Prior to his time at South Alabama, Perry spent three seasons with the Alabama Crimson Tide working as both a graduate assistant and intern under Nick Saban and Mike Shula. The Crimson Tide went undefeated in the regular season in the fall of 2008, advancing to the Southeastern Conference Championship Game, as well as the Allstate Sugar Bowl. After posting a 12-2 record, the team finished the year ranked sixth in both the final Associated Press and USA TODAY top-25 polls.

Perry began his coaching career as an assistant strength & conditioning coach at Texas in 2004, also serving as an academic advisor for the Longhorns. He became the linebackers and a strength & conditioning coach at Texas A&M-Commerce later that year, moving over to coach running backs and handle kickoff return duties in 2005 for the Lions. Perry has additional experience coaching at the professional level after working as a special teams assistant and head strength coach for NFL Europe's Amsterdam Admirals in 2006.

The grandson of Texas A&M's 1957 Heisman Trophy winner John David Crow, Perry played two seasons for the Aggies as a fullback, inside linebacker and defensive end, while also participating on special teams.

Perry graduated from Texas A&M in 2003 with a bachelor's degree in English and history. He then earned his master's degree in health and human performance from Texas A&M-Commerce in 2005.

Perry has two daughters, Joanna Rose and Jude.



**JESS
LOEPP**



**Safeties/Recruiting Coordinator
First Season
(Central Oklahoma '00)**

Jess Loepp was named UTSA's safeties coach and recruiting coordinator on Dec. 11, 2019.

Loepp joined the Roadrunners after spending the 2019 season as the senior offensive analyst at Arkansas. He also has served on staffs at Rice, SMU and Tulsa and on the high school level during a coaching career that has seen him mentor 15 all-conference performers, two bowl game MVPs, one Jim Thorpe Award semifinalist and four players who went on to the NFL.

Prior to his time at Arkansas, Loepp coached safeties during the 2018 season at Prosper High School after a three-year stint as the secondary coach at SMU in 2015-17.

In 2016, SMU's defense was statistically one of the 10 most-improved in college football. The Mustangs ranked seventh nationally in interceptions per game, and Loepp's secondary was responsible for 16 of the 18 picks. Following the season, defensive backs Darrion Millines and Horace Richardson, who each ranked in the top 15 for interceptions in 2016, were named first-team All-Conference.

Loepp spent eight total years at Tulsa — six as a full-time assistant coach (2007, 2010-2014), three as a graduate assistant coach (2003-05) and one as director of high school relations (2009).

During his tenure with the Golden Hurricane, Loepp was part of six bowl games - 2003 Humanitarian Bowl, 2005 and 2012 AutoZone Liberty Bowls, 2008 GMAC Bowl, 2010 Sheraton Hawai'i Bowl and the 2011 Bell Helicopter Armed Forces Bowl. He has also been a part of Tulsa's two Conference USA Championship seasons in 2005 and 2012.

Under Loepp's tutelage, Dexter McCoil became the school's career-leader for interceptions in 2012 and along with fellow safety Demarco Nelson earned all-conference accolades. In 2011, the Tulsa defense ranked 12th nationally for interceptions and 25th for turnovers gained. In 2010, Tulsa ranked first in NCAA statistics for interceptions with 24 pickoffs, second in turnover margin and third in turnovers gained.

In 2009, Loepp returned to Tulsa and served as the school's director of high school relations.

Before returning to Tulsa, Loepp was an assistant football coach and strength coordinator at Lake Travis High School during the

THE JESS LOEPP FILE

Coaching Experience

- 2002:** Oklahoma Bible Academy (vol. coach/linebackers/receivers)
- 2003-05:** Tulsa (graduate assistant/defense)
- 2006:** Rice (recruiting coordinator/safeties)
- 2007:** Tulsa (recruiting coordinator/safeties)
- 2008:** Lake Travis High School (assistant coach/strength coordinator)
- 2009:** Tulsa (director of high school relations)
- 2010:** Tulsa (safeties)
- 2011-12:** Tulsa (recruiting coordinator/safeties)
- 2013-14:** Tulsa (safeties)
- 2015-17:** SMU (defensive backs)
- 2018:** Prosper High School (safeties)
- 2019:** Arkansas (senior offensive analyst)
- 2020-present:** UTSA (recruiting coordinator/safeties)

Playing Experience

- 1997-2000:** Central Oklahoma (linebacker)

Education

- Bachelor's degree, Central Oklahoma, 2000
- Master's degree, Tulsa, 2005

Hometown

Turpin, Okla.

Family

- Wife:** Kelly Lynn
- Sons:** Easton, Brooks

2008 campaign. He helped lead that team to the Class 4A Division I State Championship, a 16-0 record and a top-10 ranking in most national prep polls, with the highest being second nationally.

In 2007, Loepp was in his second stint with the Hurricane, while coaching safeties and serving as Tulsa's recruiting coordinator. He helped Tulsa post a 10-4 record, reach the Conference USA Championship game and win the GMAC Bowl.

Loepp spent the 2006 season as an assistant coach at Rice, where he coached the Owls safeties and served as recruiting coordinator. At Rice, he helped coach a team that made a bowl game appearance for the first time in 45 years.

Loepp first worked at Tulsa in 2003 when he served as a defensive graduate assistant coach for three years.

Before his first stint at Tulsa, Loepp held his first coaching position at the Oklahoma Bible Academy in Enid as a volunteer assistant coach. He coached the linebackers and receivers.

Loepp attended the University of Central Oklahoma and was an All-Lone Star Conference performer at linebacker. He helped UCO win league titles in 1998 and '99.

A native of Turpin, Okla., he earned his bachelor's degree at UCO in 2000 and completed his graduate work at Tulsa in 2005.

He and his wife, Kelly Lynn, have two sons, Easton and Brooks.



MATT MATTOX



**Run Game Coordinator/
Offensive Line
First Season
(Houston '05)**

Matt Mattox joined the UTSA coaching staff on Dec. 11, 2019, as the run game coordinator and offensive line coach after spending the 2019 season as the offensive coordinator and offensive line coach at McNeese.

A 17-year coaching veteran, Mattox also has spent time at Bowling Green, Eastern Illinois, South Florida, Texas and Tulsa.

In 2019, he oversaw a McNeese offense that posted an increase in every statistical category from the previous year, including the following: 382 total offensive yards per game, and increase of 92 yards from 2018; 165 yards rushing (+54 from 2018); 220 yards passing (+40); 26 points scored per game (+6); 24 passing TDs (+12); 12 rushing TDs (+8). In addition, the Cowboys ranked second in the Southland Conference in rushing in league games with a 170.7 average.

Mattox spent the 2017-18 seasons as the run game coordinator and offensive line coach at USF.

In 2018, he helped lead a running game that averaged more than 208 yards per contest to rank in the top 30 nationally.

In his first season at USF, Mattox tutored an offensive line unit that saw guard Jeremi Hall earn first team all-conference honors and tackle Marcus Norman earn second-team honors. Senior running backs Darius Tice (986 yards and 11 TD) and D'Ernest Johnson (836 yards and 7 TD) both had career-best years and joined second team, all-conference quarterback Quinton Flowers (1,078 yards and 11 TD) in helping USF run for 3,169 yards and 30 touchdowns. The Bulls ranked eighth in the nation in rushing offense (264.1 ypg), sixth in total offense (513.0 ypg) and 10th in scoring offense (38.3 ppg). The Bulls ran for 200 yards or more in nine games, eclipsing 300 yards in five and ranked 29th nationally in sacks allowed (1.50 spg).

Prior to USF, Mattox spent the 2016 season at Texas. He also coached at Tulsa (2015), Bowling Green (2014) and Eastern Illinois (2013).

As the run game coordinator and offensive line coach at Texas, Mattox coached All-Americans Connor Williams (left tackle) and running back D'Onta Foreman, who helped the Longhorns average 491.3 yards per game (16th in FBS) and 239.3 rushing yards per game (17th). The offense set a school record in 2016, totaling seven games with more than 500 yards. Under Mattox's guidance, Foreman finished second nationally with 2,028 rushing yards in 11 games, just the ninth Power 5 Conference player in NCAA history to record 2,000 yards in a season without the help of a bowl game. Foreman was named the 2016 Doak Walker Award winner and the 2016 Big 12 Conference Offensive Player of the Year.

The Texas offensive line was a semifinalist for the Joe Moore Award, presented annually to the top offensive line unit in college football. Williams, who was drafted in the second round by the Dallas Cowboys in 2018, earned first-team All-Big 12 honors and was honorable mention for conference Offensive Lineman of the Year, while Kent Perkins was a second team selection on the offensive line.

In 2015, Mattox worked as co-offensive coordinator and offensive line coach to help lead a Tulsa attack that ranked 11th nationally in passing (333 ypg), 13th in total offense (507 ypg) and 21st in scoring (37 ppg). The offense was led by American Athletic Conference first-team receiver Keyarris Garrett, who finished with 1,588 receiving yards, 122.2 yards per game. Josh Atkinson amassed 1,071 receiving yards, while quarterback Dane Evans passed for 4,332 yards and 25 touchdowns.

Prior to Tulsa, Mattox was the co-offensive coordinator and offensive line coach at Bowling Green in 2014. The Falcons gained 432.9 yards per game to rank 41st nationally in total yards, while averaging 173.0 yards on the ground and 259.9 yards passing, all without starting quarterback Matt Johnson, who was injured and would the next year become the 2015 Mid-American Conference Offensive Player of the Year. Offensive lineman Alex Huettel was tabbed second-team All-Mid-American Conference and was named to the 2015 preseason Lombardi Award watch list, while wide receiver Roger Lewis recorded 1,093 receiving yards and earned first-team All-MAC honors.

During the 2013 season, Mattox served as the offensive line coach

THE MATT MATTOX FILE

Coaching Experience

2005: Houston (assistant strength coach)
2006: Houston (graduate assistant)
2007-11: Butler CC (offensive line/tight ends)
2012: Coffeyville CC (offensive coordinator/offensive line/tight ends)
2013: Eastern Illinois (offensive line)
2014: Bowling Green (co-offensive coordinator/offensive line)
2015: Tulsa (co-offensive coordinator/offensive line)
2016: Texas (run game coordinator/offensive line)
2017-18: USF (run game coordinator/offensive line)
2019: McNeese State (offensive coordinator/offensive line)
2020-present: UTSA (run game coordinator/offensive line)

Playing Experience

2000-01: Butler Community College (tight end)
2002-03: Houston (tight end, offensive tackle)

Education

Bachelor's degree in sports administration (minor in health), Houston, 2005

Hometown

Holton, Kan.

Family

Wife: Stacey
Children: Kirby, Macey

at Eastern Illinois, which led the FCS in total offense (589.5 ypg) and scoring (48.2 ppg), while ranking second with 372.4 passing yards, and 20th with 217.1 rushing yards per game, leading to a 12-2 record and an Ohio Valley Conference Championship.

Behind third-team All-Americans Dominic Pagliara and Collin Seibert, the offensive line paved the way for the record-setting offense that included quarterback Jimmy Garoppolo, who was named the 2013 Walter Payton Award winner, the FCS equivalent of the Heisman Trophy. Consensus first-team All-American Erik Lora led the nation in receptions with 123, which tied for second in FCS history. In addition to Paliara and Seibert, offensive linemen Nick Borre was tabbed second-team All-OVC, and Jimmy Lowery was on the All-Newcomer Team.

Before Eastern Illinois, Mattox spent six years as an offensive line/tight ends coach in the junior college ranks.

He served as the offensive coordinator during the 2012 season at Coffeyville Community College in Kansas. In his one season at Coffeyville, the offense averaged 370.2 total yards, including 170.2 rushing, and 28.8 points per game. Five of Coffeyville's offensive players earned all-conference honors, including center D.J. Lynn and guard Hayden Chandler.

Prior to Coffeyville, Mattox was the offensive line/tight ends coach at Butler (Kan.) Community College. During five seasons with the school from 2007-11, he helped coach the program to four conference and NJCAA Region VI Championships. In his tenure, he coached 31 all-conference offensive linemen and six junior college All-Americans.

In 2010, Butler advanced to the national championship game and finished the season ranked second in the nation with an 11-1 record and a conference and region title. The offense averaged 38.0 points per game, including a 40.4 average in region games, while recording over 370 yards per game.

The 2011 season also saw Butler post an 11-1 record with conference and region championships, along with a bowl win and a No. 2 final national ranking. The offense averaged 48.6 points and 499.3 yards per game in region play heading into the bowl and finished averaging 46.3 points for the season with just under 480 yards of offense.

Mattox began his coaching career at Houston, first working with the football program as an assistant strength coach in 2005 and then as a graduate assistant in 2006, assisting with the offensive tackles. Houston posted a 10-4 record in 2006, won the Conference USA Championship and made an appearance in the AutoZone Liberty Bowl.

A native of Holton, Kan., Mattox was a second-team junior college All-American tight end at Butler Community College. He played his final two collegiate seasons (2002-03) at Houston, moving from tight end to offensive tackle prior to his senior season. As a senior, Mattox earned second-team All-Conference USA honors at offensive tackle as the Cougars posted a 7-6 record and played in the Hawaii Bowl.

Mattox earned his bachelor's degree in sports administration with a minor in health from Houston in 2005.

He and his wife, Stacey, have two children, Kirby and Macey.



**WILL
STEIN**



**Passing Game Coordinator/
Wide Receivers
First Season
(Louisville '11)**

Will Stein was named UTSA's passing game coordinator and wide receivers coach on Dec. 20, 2019.

Stein came to San Antonio after spending the previous two seasons as the assistant head coach, offensive coordinator, quarterbacks coach and recruiting coordinator at Lake Travis High School in Austin.

During his two years at Lake Travis, he helped lead the Cavaliers to a 26-4 combined record and back-to-back appearances in the state semifinal round of the Class 6A Division I playoffs. He also mentored a pair of high school All-Americans during his tenure.

In his first year as offensive coordinator, Lake Travis posted 3,937 yards and 54 touchdowns passing and 2,578 yards and 31 TDs rushing, averaging 434.3 yards and 41.1 points per game.

In 2019, Stein's offense racked up 3,877 yards and 40 touchdowns through the air and 2,776 yards and 43 TDs on the ground while averaging 443.5 yards and 42.6 points per game.

Prior to his time at Lake Travis, Stein worked alongside UTSA head coach Jeff Traylor on Charlie Strong's staff at Texas in 2015-16. He served as offensive quality control and worked with the wide receivers.

Stein then worked with Texas' quarterbacks for the 2017 campaign and helped the Longhorns win the Texas Bowl, their first bowl victory since 2012.

A former standout quarterback at Louisville, Stein got his coaching start in 2013 as a graduate assistant for Strong at his

THE WILL STEIN FILE

Coaching Experience

- 2013:** Louisville (graduate assistant/quarterbacks)
- 2014:** Louisville (quality control/wide receivers)
- 2015-16:** Texas (quality control/wide receivers)
- 2017:** Texas (quality control/quarterbacks)
- 2018-19:** Lake Travis High School (assistant head coach/offensive coordinator/quarterbacks)
- 2020-present:** UTSA (passing game coordinator/wide receivers)

Playing Experience

- 2008-12:** Louisville (quarterback)

Education

- Bachelor's degree in sport administration, Louisville, 2011
- Master's degree in business administration, Louisville, 2014

Hometown

Louisville, Ky.

Family

Wife: Darby

alma mater, where he helped coach the quarterbacks. When Strong headed to Texas, Stein stayed one more season with the Cardinals and became an offensive quality control coach, working with the wide receivers under head coach Bobby Petrino.

Stein played quarterback for Steve Kragthorpe (2008-09) and Charlie Strong (2010-12) at Louisville. He was part of the 2012 team that won the Allstate Sugar Bowl with a 33-23 victory over No. 3 Florida.

A three-time state champion at Trinity High School in Louisville, Ky., Stein still holds the program's single-season record for touchdown passes in a season with 54.

Stein earned a bachelor's degree in sport administration in 2011 and an MBA in 2014, both from Louisville.

« MEET THE STAFF »



ROD WRIGHT



**Run Game Coordinator/
Defensive Line
Second Season
(Texas '11)**

Rod Wright is in his second season as UTSA's defensive line coach and his first as run game coordinator for the defensive staff.

In his first year with the Roadrunners, Wright's defensive line helped UTSA break three of the program's single-season records and one single-game mark. The defense shattered the previous standard for tackles for loss in a season with 96 and also set new marks for sacks (2.2) and tackles for loss (8.0) per game. UTSA led Conference USA and ranked sixth nationally in tackles for loss per game. The Roadrunners also eclipsed the program's single-game TFL standard with 12 in the season finale against Louisiana Tech. Three of his defensive linemen — defensive ends Eric Banks and Jarrod Carter-McLin and defensive tackle Jaylon Haynes — were named honorable mention All-Conference USA.

Wright, a former All-America defensive lineman at Texas, came to San Antonio from East Carolina, where he was the Pirates' defensive line coach for the 2018 season. The defense broke the American Athletic Conference (AAC) single-game record for tackles for loss with 15 against Old Dominion and eclipsed the school and league single-season marks with 105 TFL that season.

Under his tutelage at ECU, defensive end Nate Harvey was named AAC Defensive Player of the Year and first-team all-conference after posting 63 tackles, 25.5 tackles for loss, 14.5 sacks, four quarterback hurries, two forced fumbles and a fumble recovery. Harvey broke the school and AAC single-season TFL record and also matched set the conference single-season sacks standard in 2018.

Prior to his time at East Carolina, Wright spent four years at Sam Houston State. During his tenure, the Bearkats posted a 46-12 overall record, a 31-4 Southland Conference mark, reached the semifinals of the NCAA Division I Football Championship Subdivision (FCS) playoffs three times and the quarterfinals in another year. He also helped Sam Houston State to a pair of conference titles and top-five national ranking all four seasons.

Under Wright's tutelage, Sam Houston State defensive lineman P.J. Hall earned a spot on more than 10 All-America teams, including the Associated Press squad. He was a three-time finalist for the Buck Buchanan Award, which is symbolic of FCS Defensive Player-of-the-Year honors. He ranked among the nation's top 10 with 19.0 tackles for loss as a senior and finished his career with a school- and FCS-record 84.0 TFLs before being selected by the Oakland Raiders in the second round of the 2018 NFL Draft.

Wright was invited to participate in the prestigious NFL Bill

THE ROD WRIGHT FILE

Coaching Experience

2010-13: Texas (student assistant/defensive special assistant)
2014-17: Sam Houston State (defensive line)
2018: East Carolina (defensive line)
2019: UTSA (defensive line)
2020: UTSA (run game coordinator/defensive line)

Playing Experience

2002-05: Texas (defensive line)
2006-08: Miami Dolphins (defensive end)
2010: New York Jets (defensive end)
2010-11: Saskatchewan Roughriders (defensive end)

Education

Bachelor's degree in education, Texas, 2011

Hometown

Houston, Texas

Family

Wife: Kara

Son: Elijah

Walsh Diversity Coaching Fellowship during the summers of 2016 and '17, observing and learning in camp with the Seattle Seahawks and San Francisco 49ers, respectively.

Prior to joining the Sam Houston State staff in February 2014, Wright worked a combined three seasons as a student assistant and defensive special assistant for Texas beginning in 2011.

A standout defensive lineman for Texas from 2002 to 2005, Wright collected All-America and All-Big 12 honors for Mack Brown and played a key role to help UT capture the 2005 BCS National Championship at the Rose Bowl. In all, he enjoyed seven bowl appearances as either a player or coach while with the Longhorns.

He was named 2002 Big 12 Defensive Freshman of the Year and was a first-team selection for both the Football Writers Association of America and Sporting News Freshman All-America units.

Wright was a two-time winner of the Longhorns' Outstanding Defensive Lineman Award in 2003 and '04 and he earned all-conference honors in each of his final three seasons. He was a Lombardi Award finalist and an AP and Walter Camp First-Team All-American in 2005.

Drafted by the Miami, Wright played four years in the NFL for the Dolphins. He later suited up for the Saskatchewan Roughriders of the Canadian Football League and the Dallas Vigilantes of the Arena Football League. As a prep athlete at Alief Hastings High School in Houston, he was a Parade All-American and an all-state performer.

Wright earned a bachelor's degree in education from Texas in 2011.

He and his wife, Kara, were married in 2019. He has one son, Elijah.



**NICK
GRAHAM**



**Cornerbacks
First Season
(Tulsa '13)**

Nick Graham, who spent the last season as the defensive backs coach at McNeese State, joined the UTSA football staff as cornerbacks coach on Dec. 11, 2019.

Graham came to the Roadrunners after spending the 2019 season at McNeese as the safeties coach. His position group was led by second-team All-Southland Conference safety Cory McCoy, who posted three interceptions, 15 pass breakups and 2.5 tackles for loss.

Prior to his time at McNeese, Graham spent three seasons as an assistant coach at Central Oklahoma, where he mentored four all-conference selections, including 2018 All-American defensive back O'Shay Harris.

Previously, Graham spent three years at Tulsa, where he served as a student assistant in 2013 before spending the 2014 and 2015 seasons as a defensive analyst.

Graham was a prep standout at Millwood High School in Oklahoma City where he led the Falcons to three state championships. He then enjoyed a stellar four-year career at Tulsa where he was a two-time, second-team All-Conference USA selection. A starter in 30 of 50 games played with the Golden Hurricane, Graham ended his career with 180 tackles, 20 pass breakups, seven interceptions, eight tackles for loss, 2.5 sacks and a pair of forced fumbles.

Following his playing career at Tulsa, Graham played six years of professional football, the first three in the NFL with the

THE NICK GRAHAM FILE

Coaching Experience

- 2013:** Tulsa (student assistant)
- 2014-15:** Tulsa (defensive analyst)
- 2016-18:** Central Oklahoma (defensive backs)
- 2019:** McNeese State (safeties)
- 2020-present:** UTSA (cornerbacks)

Playing Experience

- 2003-06:** Tulsa (cornerback)
- 2007:** Philadelphia Eagles (cornerback)
- 2008-09:** Indianapolis Colts (cornerback)
- 2010-12:** Saskatchewan Roughriders (cornerback)
- 2012:** Hamilton Tiger-Cats (cornerback)

Education

Bachelor's degree in communications, Tulsa, 2013

Hometown

Oklahoma City, Okla.

Family

Wife: Candice
Children: Jaliyah, Nicholas, Jamison

Philadelphia Eagles and Indianapolis Colts. He was out of football for a year before returning to play three seasons in the Canadian Football League with the Saskatchewan Roughriders and Hamilton Tiger-Cats.

He retired from playing in 2013 and returned to Tulsa to complete his degree in communications and start his coaching career.

He and his wife, Candice, have three children, Jaliyah, Nicholas and Jamison.



**JULIAN
GRIFFIN**



**Running Backs
First Season
(ULM '12)**

Julian Griffin was named running backs coach at UTSA on Dec. 11, 2019.

Griffin joined the UTSA coaching staff after serving as the offensive quality control assistant for two seasons at Arkansas. While with the Razorbacks, Griffin helped the offensive attack to 340.1 yards per game, including 192.9 through the air and 147.2 rushing yards per game. Running back Rakeem Boyd rushed 184 times for 1,133 yards and eight touchdowns in 2019. Four Razorbacks had at least 28 catches, including Mike Woods, who had 33 grabs for 423 yards and four TDs.

In his first season at Arkansas, Griffin helped the Razorbacks to 1,721 rushing yards, with Boyd totaling 734 yards on 123 carries. LaMichael Pettway had 30 catches for 499 yards and four TDs.

Griffin was an offensive quality control assistant at SMU for the 2017 season, helping the Mustangs offense rank in the top 20 nationally in several offensive categories, including 12th in scoring offense (37.8 ppg) and 15th (478.5 ypg) in total offense. SMU won seven games behind an offense that scored 37.9 points per contest. Running back Xavier Jones rushed 182 times for 1,075 yards and nine TDs in 2017, while quarterback Ben Hicks threw for 3,569 yards and 33 TDs. Wide receiver Trey Quinn led the team with 114 catches for 1,236 yards and 13 TDs, while Courtland Sutton, a second-round pick by the Denver Broncos in 2018, also eclipsed the 1,000-receiving mark with 1,085 yards and 12 TDs.

In 2016, Griffin was the wide receivers/special teams coordinator at Central Methodist (Mo.), where he helped mentor all-conference safety Logan Rowles.

Griffin was the offensive graduate assistant at ULM, his alma

THE JULIAN GRIFFIN FILE

Coaching Experience

- 2013:** Texas A&M-Kingsville (running backs/wide receivers)
- 2014:** Texas A&M-Kingsville (co-run game coordinator/running backs)
- 2015:** ULM (graduate assistant/offense)
- 2016:** Central Methodist (special teams coordinator/wide receivers)
- 2017:** SMU (quality control/offense)
- 2018-19:** Arkansas (quality control/offense)
- 2020-present:** UTSA (running backs)

Playing Experience

- 2008-12:** ULM (wide receiver)

Education

- Bachelor's degree in kinesiology and exercise fitness, ULM, 2012
- Master's degree in education, Texas A&M-Kingsville, 2015

Hometown

Gladewater, Texas

mater, in 2015. The Warhawks' offense featured honorable mention all-conference wide receiver Marcus Green, who caught 63 passes for 698 yards and seven touchdowns.

Prior to his time at ULM, Griffin served a two-year stint as the running backs coach at Texas A&M-Kingsville. In 2013, running back Robert Armstrong earned first-team all-conference honors and went on to sign as a free agent with the Dallas Cowboys, while Anthony Washington was an honorable mention all-league selection.

Griffin played wide receiver for ULM from 2008-12 after a standout prep career at Gladewater High School. He went on to earn tryouts with the Edmonton Eskimos, Toronto Argonauts and Hamilton Tiger-Cats of the CFL.

Griffin earned his bachelor's degree in kinesiology and exercise fitness from ULM in 2012 and his master's degree in education from Texas A&M-Kingsville in 2015.



**KURT
TRAYLOR**



**Tight Ends
First Season
(Texas A&M-Commerce '95)**

A veteran of the Texas high school coaching ranks for nearly two decades, Kurt Traylor was named UTSA's tight ends coach on Dec. 19, 2019.

Prior to joining the Roadrunners, Traylor was the head coach at Tyler Lee High School for three seasons (2017-19), where he coached 2020 UTSA signee Jamal Ligon. The younger brother of UTSA head coach Jeff Traylor, he guided the Raiders to 14 wins during his tenure and led the program to its first playoff appearance in five seasons in 2019. His first season at Tyler Lee resulted in the program's first winning record since 2008 and a victory over rival Tyler John Tyler.

Traylor also started several different programs at Lee, including Adopt a Raider, Honorary Teachers Captains, BEAST Texas Passing Academy and the Coaches Outreach Program.

Prior to Tyler Lee, Traylor spent 17 years as an assistant coach at Gilmer High School. He helped lead the Buckeyes to three state titles, two additional state championship game appearances, 14 district titles and 16 playoff appearances.

Traylor was a key part of a staff that transformed Gilmer into a perennial prep powerhouse, serving as the offensive run game coordinator, offensive line coach and offseason coordinator. During his tenure, he coached numerous all-state players, including David Snow, a U.S. Army All-American who went on to star on the offensive line at Texas.

In his first year in Gilmer, the Buckeyes recorded their first winning season since 1996. In his second year, the Buckeyes won a district title and made their first playoff appearance since 1991. Gilmer repeated as district champions and made the playoffs again in year three.

In 2003, Gilmer posted a 13-1 record and recorded its first playoff win since 1991 while advancing to the regional final.

One year later, the Buckeyes turned in a perfect 16-0 record in winning the Class 3A State Championship. That squad was led by Class 3A Player of the Year Manuel Johnson, who went on to play wide receiver at Oklahoma and was drafted in the seventh round by the Dallas Cowboys.

In 2014, Gilmer posted a perfect 16-0 record en route to the Class 4A Division II State Championship. The Buckeyes boasted one of the most prolific offenses in Texas prep history, scoring 950

THE KURT TRAYLOR FILE

Coaching Experience

- 1995: West Rusk Junior High School
- 1996-99: Jacksonville (offensive line)
- 2000-01: Gilmer High School (run game coordinator/offensive line)
- 2002: Texas A&M (graduate assistant)
- 2002-16: Gilmer High School (run game coordinator/offensive line)
- 2017-19: Tyler Lee High School (head coach)
- 2020-present: UTSA (tight ends)

Playing Experience

- Cisco Junior College (offensive line)
- Southwest Baptist (offensive line)

Education

Bachelor's degree in physical education and health, Texas A&M-Commerce, 1995

Hometown

Gilmer, Texas

Family

- Wife:** Katie
- Children:** Allie, Rylie, Will and Kole

points in 16 games, the second-most in state history, and averaging 59.4 points and 536.1 yards per game. The Buckeyes topped 60-plus points nine times, including two 80-point performances. Gilmer also averaged 536.1 total yards per game (8,577 yards) behind a balanced 293.9 passing yards and 242.1 rushing yards per contest.

Gilmer's two other state titles came in Class 3A in 2004 (Division II) and 2009 (Division I), before the change in class structure in Texas high school football moved the school into 4A. The Buckeyes also were state finalists in 2007, when they were the only school in the nation to boast two U.S. Army All-Americans, and 2012. Gilmer also advanced to the state semifinal round during his last two seasons (2015-16).

Traylor gained his first coaching experience on the collegiate level as a graduate assistant at Texas A&M in 2002-03.

Traylor began his coaching career as junior high football coach at West Rusk in 1995 before a four-year stint (1996-99) at Jacksonville High School as the offensive line coach.

Traylor played offensive line at Gilmer High School, Cisco Junior College and Southwest Baptist University.

He earned his bachelor's degree in physical education and health from Texas A&M-Commerce in 1995.

He and his wife, Katie, have four children, Allie, Rylie, Will and Kole.

« MEET THE STAFF »



**KEVIN
BROWN**



**Director of Operations
First Season
(TCU '02)**

A former assistant coach for UTSA's first five seasons and offensive coordinator for four, Kevin Brown in his first year as Director of Football Operations.

Brown, who was an assistant coach under Larry Coker from 2011 to 2015, comes to UTSA after spending two years as an offensive coordinator on the prep level. He will be responsible for assisting the coaching staff with day-to-day operations of the program, coordinating practice schedules and team travel, assisting with summer camps, collaborating with campus organizations and organizing community service projects, among other duties.

Brown returns to the Roadrunners after a stint as the offensive coordinator and quarterbacks coach at Boerne High School during the 2019 season. He helped the Greyhounds to a 7-4 record and a Class 4A Division I playoff appearance in his only season. Under his tutelage, the offense passed for 2,447 yards and 25 touchdowns and rushed for 919 yards and 10 TDs.

Prior to his time in Boerne, Brown was the offensive coordinator and quarterbacks coach at TMI Episcopal in San Antonio in 2018.

Brown spent the 2017 season as the wide receivers coach at Lamar, an FCS member of the Southland Conference. His position group combined to catch 160 passes for 1,876 yards and seven touchdowns. He also was responsible for the Cardinals' kickoff return unit, which tallied 832 yards on 40 returns.

An integral part of the UTSA coaching staff during its startup era, Brown coached the Roadrunners' tight ends during the inaugural 2011 campaign before being promoted in 2012 to offensive coordinator and quarterbacks coach, and he remained in that role through the 2015 season.

Brown's offense produced the program's first 1,000-yard rusher in 2015, as Jarveon Williams gained 1,086 yards and scored eight touchdowns on 173 carries. Additionally, tight end David Morgan II caught 45 passes for 566 yards and five TDs en route to becoming UTSA's first All-American when he garnered second-team accolades from USA TODAY and honorable mention from SI.com. Morgan, a second-team all-conference choice that year, was the program's first NFL Draft pick when the Vikings selected him in the sixth round the following spring. All totaled, the Roadrunners' balanced attack tallied 4,347 yards of offense — 2,026 on the ground and 2,321 through the air — that fall.

In 2014, Brown's offense compiled 3,570 total yards. His quarterbacks combined for 2,069 yards and seven touchdowns on 202-of-355 passing and an additional 275 rushing yards despite battling numerous injuries throughout the season. Offensive guard Scott Inskeep, wide receiver Kam Jones and Morgan all garnered honorable mention All-Conference USA accolades.

In 2013, Brown helped lead UTSA to a 7-5 overall record, including finishing second in the West Division with a 6-2 mark in their first season in C-USA. He mentored an offense that averaged 417.8 yards (175.4 rush/242.4 pass) and 25.6 points per game, with his quarterbacks combining for 2,909 yards and 13 touchdowns through the air and 371 yards and seven scores on the ground. Inskeep collected second-team all-league honors, while Jones, offensive tackle Cody Harris, tight end Cole Hubble

and quarterback Eric Soza all were named honorable mention all-conference.

Brown helped guide the Roadrunners to an 8-4 overall record and a 3-3 mark in its first and only season in the Western Athletic Conference (WAC) in 2012. The campaign was highlighted by historic wins against South Alabama, the program's first road and FBS victory, and New Mexico State, its first conference win. The offense averaged 31.2 points and 390.2 yards (159.2 rush/231.0 pass) per game and scored 44 touchdowns. He tutored the quarterbacks to 2,772 yards and 23 TDs through the air against only six interceptions, as the group combined for a 141.46 efficiency rating. Inskeep collected second-team All-WAC accolades, while Jones, Harris, Hubble and running back Evans Okotcha received honorable mention.

The Waco native helped the Roadrunners to a 4-6 record in 2011 as the tight ends coach. The offense averaged 26.6 points and 364.5 yards (144.8 rush/219.7 pass) per game and scored 31 touchdowns during the inaugural campaign. UTSA's tight ends accounted for 262 receiving yards and a pair of TDs, with Morgan tallying 214 and both scores on 13 catches as a true freshman.

Prior to his first tenure at UTSA, Brown served as the receivers coach at Texas State for four seasons, where he helped the Bobcats break numerous school records.

In 2009, wide receiver Da'Marcus Griggs recorded 80 receptions en route to earning second-team All-Southland Conference honors. All totaled, Brown's wide receivers unit combined to catch 203 passes for 2,657 yards and 21 touchdowns that season.

A year earlier, Cameron Luke was named a third-team All-American after posting 73 receptions for two more records of 1,268 yards and 17 touchdowns. Luke broke the original record that he set in 2007 with 60 catches for 1,035 yards and 12 TDs and was named first-team all-conference.

Brown's corps combined to catch 185 passes for 2,800 yards and 27 touchdowns in 2008, and a year earlier, his receivers hauled in 137 throws for 1,825 yards and 17 scores.

Prior to his time at Texas State, Brown was an offensive graduate assistant coach at TCU, his alma mater, for three seasons. Among his responsibilities at TCU were working with the Horned Frogs' offensive linemen, film breakdown of opposing defenses and charting the opposition's defense from the press box on game days.

During his playing career as a wide receiver at TCU from 1998-2002, Brown caught 39 passes for 567 yards, an average of 14.5 yards per reception. He hauled in 16 passes for 208 yards as a senior in 2002 and also had four touchdown receptions during his career.

Brown was a member of five bowl teams. The Horned Frogs defeated USC, 28-19, at the 1998 Sun Bowl and East Carolina, 28-14, in the 1999 Mobile Alabama Bowl. Brown capped his career as a member of TCU's 2002 Conference USA championship team, which beat Colorado State, 17-3, in the AXA Liberty Bowl.

The Horned Frogs made three more bowl appearances while Brown served on the coaching staff. TCU downed Northern Illinois, 37-7, in the 2006 Poinsettia Bowl and edged Iowa State, 27-24, in the 2005 EV1.net Houston Bowl after falling to Boise State by a score of 34-31 in the 2003 Fort Worth Bowl.

Brown graduated from TCU in 2002 with a bachelor's degree in business management and earned master's degrees in education administration (2004) and liberal arts (2006) from TCU.

A former prep standout, Brown was a first-team all-state wide receiver at Waco Midway High School in 1997.

He is married to the former Erika Davis. The couple has one daughter, Naomi.

« MEET THE STAFF »



**JOE
PRICE**



**Director of Player Personnel
First Season
(Harding '09)**

Former Texas high school coach Joe Price III was named UTSA's Director of Player Personnel in March 2020.

Among Price's many responsibilities with the Roadrunners are initial identification and evaluation of prospects, managing prospect video and database, oversight of the day-to-day recruiting operations, organization of recruiting events and material and assisting with roster management.

Price joins UTSA after spending the 2019 season as the Director of High School Relations for the Illinois football program. During his one year in Champaign, the Fighting Illini won six games and made their first bowl appearance since 2014 when they played California in the Redbox Bowl.

Prior to his time at Illinois, Price spent 10 years as a high school coach in the Galena Park Independent School District. In addition to his coaching duties, he also was responsible for a variety of football operations, including fundraising, summer camps, serving as a liaison to college coaches, developing a website and producing highlight videos for college-bound athletes.

Price was the passing game coordinator, wide receivers coach and recruiting coordinator at perennial prep powerhouse North Shore High School from 2014 to 2018. He helped the Mustangs to a pair of Class 6A-DI state championships and four district titles during his time with the program. During his time on the staff, North Shore saw more than 75 players advance to the collegiate level.

In 2018, North Shore was named national champion by MaxPreps after posting a perfect 16-0 record and outscoring opponents 854-199, winning by an average margin of 41 points per game. North Shore capped its title run by beating Duncanville, 41-36, on a Hail Mary pass as time expired at AT&T Stadium.

Price got his coaching start in 2009 as an assistant coach, video coordinator, player development coordinator and recruiting coordinator at Galena Park High School.

A native of Houston and former standout at Aldine Nimitz High School, Price played football at Harding University in Searcy, Ark., where he was one of the top wide receivers in school history. A team captain as a senior in 2005, he ended his career ranked third in career receptions (121), eighth in career receiving yards (1,404), and ninth in receptions per game (2.88).

Price earned his bachelor's degree in business management from Harding in 2009 and a master's degree in education leadership/administration from Stephen F. Austin in 2017.

He is a member of the Texas High School Coaches Association, the American Football Coaches Association and the Greater Houston Area Football Coaches Association, where he served a secretary on the executive board of directors.

Price's father, Joe Price Jr., was a high school coach in Texas for over 30 years. He and his wife, Joy, have two daughters, Ryan and Jordan.



**RYAN
FILO**



**Director of Strength &
Conditioning
Fifth Season
(Wisconsin-La Crosse '09)**

Ryan Filo is in his fifth year at UTSA and his second as director of strength & conditioning. He was promoted in 2019 after three years as the Roadrunners' head football strength & conditioning coach.

During his time leading the football program's strength & conditioning regimen, Filo has helped develop and transform more than 500 student-athletes. He has been instrumental in the development of several players who have gone on to professional careers, including 2018 NFL first-round pick Marcus Davenport of the New Orleans Saints.

Filo came to the Alamo City after spending seven years in various roles on LSU's strength & conditioning staff, including his last nine months as the associate director.

Filo began his LSU career as an intern in January 2009 and spent his first year working with the nationally-ranked football and baseball teams.

In 2010, Filo moved into a graduate assistant position, where he served as the head strength & conditioning coach for women's soccer while continuing to help with the football and baseball teams.

He was the head strength & conditioning coach for men's basketball during the 2011-12 season, and he also began a four-year stint as an assistant strength & conditioning coach for football in 2011. Filo was promoted to associate director of strength & conditioning for football in May 2015.

During his LSU tenure, Filo coached, designed and implemented annual training programs for six first-round NFL draft picks and 40 NFL players. He also was the internship coordinator and academic liaison for the football strength & conditioning staff.

Filo is a Certified Strength & Conditioning Specialist (CSCS) and a member of the National Strength & Conditioning Association (NSCA) and Certified Strength & Conditioning Coaches Association (CSCCA). He also has a Level 1 Sports Performance Coach Certification from USA Weightlifting (USAW).

A native of Richfield, Wis., Filo was a four-year letterwinner in football and member of the dean's list at Wisconsin-La Crosse from 2005-08.

Filo earned his bachelor's degree from Wisconsin-La Crosse in 2009 and his master's degree in kinesiology from LSU in 2014.

« **MEET THE STAFF** »



Sean Davis
*Quality Control/
Offense*



Darren Drago
*Quality Control/
Defense*



Zach Brown
Analyst/Defense



Justin Burke
Analyst/Offense



Drew Rhodes
Analyst/Defense



Kevin Sutherland
Analyst/Offense



Damon Williams
Analyst/Defense



Ty Gatson
*Graduate Assistant/
Offense*



Hunter Rittmann
*Graduate Assistant/
Offense*



Jarveon Williams
*Graduate Assistant/
Defense*



Alex Nicasio
Video Producer



Tyler Renard
*Head of Athletics
Equipment Operations*



James Gellido
*Senior Administrative
Assistant*



Daniel Bellamy
*Associate AD/
Sports Medicine*



Nik Turner
*Head Football
Trainer*



Lionel Rice
*Assistant Football
Trainer*



Colin Howlett
*Associate AD/
Academic Services*



Lydia Placzek
*Assistant AD/
Academic Services*

not pictured: Daniel Benedict, Assistant Video Coordinator/Production Assistant; Dominic Elzner, Equipment Assistant; Joshua Guerra, Video Production Assistant ; Chris Roberts, Analyst (Special Teams)

DR. LISA CAMPOS



UTSA Vice President for Intercollegiate Athletics

Introduced as UTSA's Vice President for Intercollegiate Athletics and Athletics Director on Nov. 17, 2017, Dr. Lisa Campos has made an immediate and positive impact on the athletics department, university and community.

In her first year in San Antonio, Campos introduced a new strategic plan — the Roadrunner Game Plan — that will lay a path for the future of UTSA Athletics and align with UTSA President Taylor Eighmy's vision and strategic initiatives for the university. She also led a strategic restructuring of the athletics department that places a focus on the student-athlete experience.

In year two, Campos collaborated with Brenda Tracy, a sexual assault survivor, public speaker and founder of the national campaign and nonprofit, SetTheExpectation. Their work led to UTSA becoming the first university in the nation to implement the Tracy Rule, the most comprehensive Serious Misconduct rule in the NCAA.

In March 2020, UTSA broke ground on the Roadrunner Athletics Center of Excellence (RACE), a state-of-the-art, \$41.5 million athletic training facility that is slated to open in Summer 2021 near the southwest corner of Main Campus.

Under Campos' leadership, UTSA Athletics has increased its brand presence and awareness in San Antonio and has extended its community outreach initiatives, including Operation Defend the Dome, a ticket donation program for area active-duty and veteran military members and their families. As a result, 42,071 fans — the second-largest home crowd in UTSA football history — packed the Alamodome against Baylor on Sept. 8, 2018. Additionally, UTSA led Conference USA in average home attendance during her first full football season in the Alamo City.

Campos also served as a panelist for the 2018 Greater San Antonio Women in Leadership Symposium, and she was instrumental in UTSA's role as host institution for the 2018 Men's Final Four and in the city landing future Final Fours in 2021 (Women's) and 2025 (Men's).

Campos currently sits on the NCAA Division I Council, a high-level group responsible for the day-to-day decision-making for Division I, and she was named chair of the NCAA Division I Women's Basketball Oversight Committee on July 1, 2019. She also previously served on the NCAA Division I Football Oversight Committee, NCAA Division I Championships/Competition Cabinet and NCAA Rifle Committee and chaired the NCAA Women's Soccer Committee.

Campos came to UTSA after five years as the Vice President for Intercollegiate Athletics at Northern Arizona University (NAU), where she led the athletics department through a rebrand and transformed it into one of the Big Sky Conference's premier programs.

During her time in Flagstaff, NAU captured 32 Big Sky and Western Athletic Conference championships and nine teams advanced to NCAA postseason competition, including the first NCAA Division I Championship in school history by the men's cross country team in 2016.

Under her leadership, the Lumberjacks collected two Big Sky Conference Presidents' Cup trophies for overall excellence in competition and in the classroom. The Lumberjacks' athletic achievements led to the men's programs winning the Big Sky All-



UTSA President Taylor Eighmy introduced Lisa Campos as Vice President for Intercollegiate Athletics on Nov. 17, 2017.

Sports Trophy four consecutive times from 2014-17. The women's teams captured the trophy in 2014 and 2017.

In the 2016-17 academic year, NAU won eight conference championships and swept the Big Sky All-Sports Trophies for the second time under Campos' guidance.

When Campos was named Vice President for Intercollegiate Athletics at NAU, she became one of 26 females and the youngest in the country to lead a Division I program at the time of her hire. In Spring 2017, she was recognized by Street & Smith's Sports Business Journal's Forty Under 40.

Prior to her time at NAU, Campos was an associate athletics director 2003-06) and senior associate athletics director (2006-12) at UTEP after serving as the university's assistant dean of students from 2001-03.

During her time in El Paso, she cultivated several significant gifts to the program and oversaw a multimillion-dollar budget. Campos also served as sport administrator for the men's and women's cross country, women's soccer, women's volleyball, women's basketball and men's and women's track & field programs. Campos also was the primary administrator for compliance, CHAMPS/Life Skills, strength and conditioning, sports medicine and cheerleading.

Besides serving on a number of NCAA committees while at UTEP, Campos also was a member of the Conference USA Joint Group and served on the Senior Woman Administrator administrative group. In 2005-06, when UTEP joined Conference USA, she served on the C-USA Strategic Planning Committee and assisted in the development of the realigned Conference USA's vision, core values, mission and strategic objectives. She also represented UTEP on conference committees, including the budget subcommittee, legislative committee, championships selection committee and various sport committees.

Campos earned both her bachelor's degree in business administration and her master's degree in student affairs in higher education from Colorado State. She holds a doctorate degree in educational leadership from UTEP.

She and her husband, Darren D'Attilio, have a son, Christopher.

MEET THE ROADRUNNERS



« MEET THE ROADRUNNERS »

RETURNEES



Andrew Acosta • #41
Tight End • 6-2 • 235 • Jr.-SQ
Fort Stockton, Texas
(Fort Stockton HS)

Redshirt Sophomore (2019)

Did not see any game action ... Conference USA Commissioner's Honor Roll member.

Redshirt Freshman (2018)

Did not appear in any games ... C-USA Commissioner's Honor Roll member.

Freshman (2017)

Redshirted ... walk-on who joined the program in Spring 2017 ... C-USA Commissioner's Honor Roll member.

Prior to UTSA

Multi-sport athlete at Fort Stockton High School, competing in football, basketball, baseball and track & field ... three-time all-district in football, two-time all-district in both basketball and baseball ... twice advanced to the district finals in the discus and once in the 400m.

Personal

Born Aug. 4, 1998 ... son of Amanda and Anthony Urias ... has a sister, Amaya, and a brother, Alonso ... interdisciplinary studies major.



Rudy Aleman Jr. • #71
Offensive Line • 6-1 • 275 • So.-SQ
San Antonio, Texas
(Warren HS)

Redshirt Freshman (2019)

Did not appear in any games.

Freshman (2018)

Redshirted.



Demetris Allen • #73
Offensive Line • 6-3 • 300 • Fr.-RS
Hattiesburg, Miss.
(Hattiesburg HS)

Freshman (2019)

Redshirted.

Prior to UTSA

Standout offensive lineman for head coach Tony Vance at Hattiesburg High School ... key member of a line that helped the offense average more than 47 points per game ... helped lead the Tigers to a 13-1 record, a No. 1 ranking and the Mississippi Class 5A playoffs ... helped Hattiesburg to a 14-1 record and the Class 5A state championship game as a junior ... played for the South team in the 70th annual Bernard Blackwell Classic All-Star Game in Gulfport, Miss. ... 10th-ranked offensive lineman in the state of Mississippi according to MaxPreps.

Personal

Born May 4, 2001 ... son of Remus and Jennifer Allen ... has one sister.



Trumane Bell II • #49
Defensive Line • 6-2 • 260 • So.-1L
Dallas, Texas
(Lake Highlands HS)

Redshirt Freshman (2019)

Appeared in all 12 contests ... key member of several special teams units ... registered a pair of tackles on the season ... had a tackle behind the line of scrimmage in his collegiate debut in the 35-7 victory over UIW (Aug. 31) ... recorded a solo stop at North Texas (Sept. 21).

Freshman (2018)

Redshirted.

Prior to UTSA

Registered 60 tackles, 20 tackles for loss, 15 sacks, two fumble recoveries, one forced fumble and an interception as a senior at Lake Highlands HS ... first-team All-District 9-6A selection ... helped guide the Wildcats to the first round of the Class 6A playoffs ... posted 55 tackles, 10 TFLs, 8.5 sacks, four forced fumbles and a pair of fumble recoveries as a junior ... helped Lake Highlands reach the bi-district round of the playoffs in 2016.

Personal

Born August 25, 1999 ... son of Trumane Bell and Margarita Jones ... father played tight end at Nebraska ... undeclared major.



Myles Benning • #37
Tight End • 5-11 • 235 • Sr.-1L
The Colony, Texas
(The Colony HS/Navy)

Junior (2019)

Played in all 12 contests in his first season with the Roadrunners ... was a key member of several special teams units ... also saw time as a fullback on offense ... Conference USA Commissioner's Honor Roll member.

Prior to UTSA

Sat out the 2018 season as a transfer from Navy after appearing in a pair of games for the Midshipmen in 2017 ... attended Naval Academy Prep School during the 2015-16 academic year ... two-sport athlete at The Colony High School who earned letters in football and track & field ... two-time all-district selection as both a fullback and defensive tackle ... earned Academic All-State recognition as a senior ...

Personal

Son of Kenneth and Renee Benning ... brother, Phillip, played football at Texas State (2009-13).



Sean Berry • #36
Cornerback • 5-11 • 180 • Fr.-RS
Dallas, Texas
(Wilson HS)

Freshman (2019)

Redshirted.

Prior to UTSA

First-team all-district performer for head coach Bobby Estes at Woodrow Wilson High School in Dallas ... recorded 51 tackles (41 solos), six tackles for loss, four sacks, three fumble recoveries, two pass breakups and a forced fumble as a senior ... posted nine tackles, including a pair behind the line of scrimmage, and a fumble recovery against Lancaster in the first round of the Class 5A playoffs ... had eight stops, including a sack, and recovered a fumble in a 13-10 victory over Frisco ... helped lead the Wildcats to the

« MEET THE ROADRUNNERS »

Class 5A playoffs in each of his final two seasons ... registered 64 tackles (42 solos), six tackles for loss, a sack, one quarterback hurry, four forced fumbles and one fumble recovery as a junior in 2017 ... also a standout for the track & field team, where he finished third in the 200 meters at the district meet and posted a 21.99 at the area meet ... also helped the 4x100m relay team win district and area titles and qualify for the Region II-5A Championship.

Personal

Born April 7, 2000 ... son Sean Berry and Tallie Norman ... has three brothers and one sister.



Brenden Brady • #5
Running Back • 5-11 • 205 • Jr.-2L
Cibolo, Texas
(Steele HS)

Sophomore (2019)

Played in all 12 games ... rushed 67 times for 284 yards and a pair of touchdowns ... caught 14 passes for 115 yards ... tallied a season-high 86 rushing yards on 15 carries against Florida Atlantic (Nov. 23) ... earned the start at tailback and rushed eight times for 22 yards and a TD in the season finale at Louisiana Tech (Nov. 30) ... totaled 29 yards on eight rushes and 42 yards on three receptions in the road win at Old Dominion (Nov. 9) ... carried seven times for 28 yards and a 10-yard touchdown dash to go along with five catches for 47 yards in the 35-7 victory over UIW (Aug. 31) ... had seven totes for 34 yards in the win against Rice (Oct. 19).

Freshman (2018)

Ranked third on the team in rushing yards with 221 ... rushed 49 times and scored one touchdown ... caught eight passes for 44 yards ... set season-highs with 11 rushes and 89 yards and reached paydirt in the season finale versus North Texas (Nov. 24) ... totaled 36 yards on eight rushes at Southern Miss (Oct. 20) ... rushed eight times for 42 yards at UAB (Nov. 3) ... totaled 42 yards on nine carries and had a season-high three catches against FIU (Nov. 10).

Prior to UTSA

Rushed for 3,903 yards and 49 touchdowns and had 33 receptions for 487 yards and six TDs during his four-year career at Steele High School ... averaged 28.5 yards per kickoff return as a prepster ... rushed for 1,944 yards and 25 touchdowns on 261 carries (7.4 avg) as a senior to help lead the Knights to the Class 6A Division II Region IV final ... also caught 10 passes for 130 yards and a TD ... competed in the U.S. Army All-American Bowl in January at the Alamodome ... earned second-team all-state accolades ... two-time first-team all-district performer ... tallied 1,656 yards and 20 TDs on 240 carries and hauled in 16 passes for 277 yards and three scores as a junior to help the Knights reach the 2016 Class 6A Division II State Championship Game.

Personal

Born April 4, 2000 in Fort Bragg, N.C. ... son of Kelli and Andre Brady ... has a sister, Jade, and a brother, Avery ... father wrestled at Missouri State.



Spencer Burford • #74
Offensive Line • 6-4 • 300 • Jr.-2L
San Antonio, Texas
(Wagner HS)

Sophomore (2019)

Honorable mention All-Conference USA selection on the offensive line ... appeared in all 12 games and earned 11 starts at left guard ... key part of a unit that helped UTSA post 4,139 yards of offense, including a ground attack that tallied 1,950 yards and a passing offense that produced 2,189 ... started in the 35-7 season-opening victory over UIW (Aug. 31) and helped the Roadrunners churn out 284 rushing yards, the eighth-best total in school history ... helped UTSA register 320 yards on the ground — No. 3 on the program's single-game chart — behind two 100-yard rushers in the 26-16 road win at UTEP (Oct. 5) ... helped pave the way for Freshman All-America running back Sincere McCormick, who rushed for 983 yards and eight touchdowns and broke the program's single-season all-purpose yardage mark with 1,177 yards.

Freshman (2018)

Started all 10 games he played as a true freshman ... helped the offense accumulate 2,570 total yards of offense with 1,918 coming through the air and 1,052 on the ground ... helped UTSA pile up a season-high 400 yards of offense in the season finale against North Texas (Nov. 24) ... started at right guard in victories against Texas State (Sept. 22) and UTEP (Sept. 29) ... part of a unit that held NCAA career sacks leader Jaylon Ferguson to just two assisted tackles in the Louisiana Tech contest (Oct. 13).

Prior to UTSA

UTSA's first-ever four-star signee ... earned first-team all-area and all-district accolades as a senior at Wagner High School ... posted 88 knockdowns and 28 pancake blocks in 2017 ... selected to compete in the Blue-Grey All-American Bowl in December at AT&T Stadium in Arlington, Texas ... played in the San Antonio Sports All-Star game in January at the Alamodome ... earned first-team All-District 27-6A honors on the offensive line as a junior ... registered 87 knockdowns and 12 pancakes in 2016.

Personal

Born July 19, 2000 in San Antonio ... son of Barretta Burford and John Watts ... has one brother, Andre ... cousins include LaAdrian Waddle (NFL offensive tackle) and Sam Hurd (NFL wide receiver) ... kinesiology major.



Caleb Cantrell • #53
Deep Snapper • 5-11 • 205 • Jr.-1L
Hurst, Texas
(Birdville HS/Wyoming)

Redshirt Sophomore (2019)

Played in 10 games in his debut campaign with UTSA ... shared long snapping duties with Grant Merka during most of the season, primarily with the field goal/extra point unit ... also snapped for the punt team late in the season ... key part of a special teams unit that converted 9 of 11 field goals — including the final nine tries — and all 25 extra-point attempts.

Sophomore (2018)

Sat out the season per NCAA transfer rules after joining the Roadrunners from Wyoming.

Prior to UTSA

Snapped in one game, a 24-3 win over Gardner-Webb, as a freshman at Wyoming in 2017 ... played outside linebacker and snapped for Birdville High School.

Personal

Born April 12, 1999.

« MEET THE ROADRUNNERS »



Oscar Cardenas • #84
Tight End • 6-4 • 265 • Fr.-RS
San Antonio, Texas
(Brandeis HS)

Freshman (2019)

Appeared in four games and redshirted the season ... saw action at tight end and on special teams ... played in wins versus UIW (Aug. 31) and Old Dominion (Nov. 9) ... Conference USA Commissioner's Honor Roll member.

Prior to UTSA

Unanimous first-team all-district tight end as a senior for head coach David Branscom at San Antonio Brandeis High School ... helped lead the Broncos to the quarterfinal round of the Class 6A Division II playoffs in 2018 ... recorded 27 catches for 489 yards and five TDs during the regular season ... caught two TD passes for a total of 52 yards in a 59-14 victory against Stevens ... Dave Campbell's Texas Football Top 300 prospect ... played in the San Antonio Sports All-Star Game in January at the Alamodome ... hauled in 24 passes for 374 yards and five TDs as a junior.

Personal

Born July 25, 2001 ... son of Oscar and Barbara Cardenas ... father played college baseball at Hill College and was selected in the 10th round of the 1979 MLB January draft by the Texas Rangers ... has two sisters who attend UTSA.



Joshua Cephus • #12
Wide Receiver • 6-3 • 185 • So.-1L
Spring, Texas
(Dekaney HS)

Freshman (2019)

Played in all 12 games and earned starts in five contests ... caught eight passes for 153 yards and a touchdown ... averaged 19.1 yards per reception ... totaled a season-best 95 receiving yards on just three catches, including a season-long 75-yard TD, against Southern Miss (Nov. 16) ... that marked the longest play for UTSA on the season ... drew his first career start at Baylor (Sept. 7) and caught a pair of passes for 23 yards ... also hauled in two passes for 16 yards versus Army (Sept. 14) ... had a 19-yard reception in the victory at Old Dominion (Nov. 9).

Prior to UTSA

First-team all-district wide receiver as a senior for head coach Anthony Williams at Dekaney High School ... caught 19 passes for 358 yards and four touchdowns in 2018 ... also threw for 311 yards and four TDs and rushed for 109 yards and a score in his final season ... as a quarterback his junior year, completed 104-of-201 passes for 1,388 yards and 11 touchdowns and rushed for 242 yards and four TDs ... totaled 2,304 yards and 20 TDs through the air and 425 yards and five scores on the ground for his prep career ... versatile athlete who also excelled for the Wildcats' baseball and track & field teams ... batted .443 with 27 hits, six doubles, one triple, a home run and nine RBIs as a junior ... won the district, area and regional high jump titles as a junior and owns a personal-best jump of 6-10 ... finished third in the high jump at the state meet with a 6-8 clearance.

Personal

Son of Trenesa Cephus ... has three brothers and one sister.



Cedric Claiborne • #72
Offensive Line • 6-3 • 300 • Fr.-RS
Houston, Texas
(Westfield HS)

Freshman (2019)

Redshirted.

Prior to UTSA

First-team All-District 16-6A offensive lineman for head coach Matt Meekins at Westfield High School in the Greater Houston Area ... key member of an offensive line that paved the way for a unit that piled up 4,337 yards of offense, 2,122 through the air and 2,215 on the ground ... helped lead the Mustangs to the regional final round of the Class 6A Division II playoffs ... Westfield went 12-2 overall and posted their second straight undefeated district ledger of 7-0 in 2018 ... helped lead the Mustangs to an 11-1 record and a district championship as a junior in 2017.

Personal

Son of Cedric Claiborne and Sonya Gray ... has two sisters.



De'Corian Clark • #88
Wide Receiver • 6-2 • 205 • So.-1L
Fort Worth, Texas
(Wyatt HS)

Freshman (2019)

Appeared in eight contests in his true freshman campaign ... had a 5-yard reception at Louisiana Tech (Nov. 30) ... also a member of the track & field team.

Prior to UTSA

Multi-sport athlete at O.D. Wyatt High School in Fort Worth ... standout wide receiver and returner for head coach Zach Criss ... was named District MVP as a senior to help lead the Chaparrals to the Class 5A Division II playoffs in 2018 ... turned in a season-high 239 receiving yards and a pair of TDs in a regular season contest ... starred at Everman High School as a junior ... caught 26 passes for 719 yards and 11 touchdowns to help lead the Bulldogs to a district title and the Class 5A Division II playoffs ... was a track & field standout ... leaped 24-8 to earn runner-up honors in the long jump at the Class 5A state meet as a senior at Wyatt ... set the school record in the long jump with a 24-9 1/2 mark in winning the Class 5A Area 05/06 Meet ... also played basketball at both Everman and Wyatt.

Personal

Born March 10, 2001 ... son of Fred Playford and Sarae Jordan ... has one brother, Daveyon and one sister Imunique.



Christian Clayton • #95
Defensive Line • 6-2 • 300 • Fr.-RS
Fort Worth, Texas
(South Hills HS)

Freshman (2019)

Played in three games and redshirted the season ... saw action in victories against Rice (Oct. 19) and Old Dominion (Nov. 9).

Prior to UTSA

Unanimous first-team All-District 3-5A performer for head coach Mika Harp at South Hills High School in Fort Worth ... registered 97 tackles (60 solo tackles), one sack and a fumble recovery as a senior ... was named his team's Defensive MVP in 2018 ... posted a season-high 18 stops (11 solos) against Fort Worth Brewer ... had 14 tackles against Crowley and 13 stops versus Fort Worth Arlington Heights ... helped lead the Scorpions to a 10-1 overall record and a perfect 7-0 district mark as a junior in 2017.

Personal

Born June 8, 2000 ... has one brother and one sister.

« MEET THE ROADRUNNERS »



Ke'Chawn Compton • #45
Tight End • 6-2 • 240 • Jr.-SQ
Beaumont, Texas
(Central HS)

Sophomore (2019)

Did not appear in any games.

Freshman (2018)

Walk-on who joined the team at the start of fall camp ... did not see any game action.

Prior to UTSA

Played football and baseball at Central High School in Beaumont ... selected to participate in the Christus Southeast Texas All-Star Game following his senior season with the Jaguars ... graduated in the top 10% of his senior class.

Personal

Born March 4, 1999, in Beaumont, Texas ... son of Daniel Ware Jr. and Schehera'zade Compton ... has three brothers and two sisters ... economics major.



B.J. Daniels • #33
Running Back • 6-2 • 205 • Sr.-3L
Melbourne, Fla.
(Palm Bay HS)

Junior (2019)

Played in all 12 contests ... rushed 11 times for 60 yards ... averaged 5.5 yards per carry ... gained 42 yards on just six carries in the 35-7 win over UIW (Aug. 31) ... had four rushes for 15 yards in the road victory over UTEP (Oct. 5) ... also registered a pair of tackles as a member of the kickoff coverage unit.

Sophomore (2018)

Led the team in rushing, totaling 322 yards on 87 carries ... also had four catches for 27 yards ... scored three touchdowns ... registered season highs with 16 rushes and 90 yards and scored a TD against Baylor (Sept. 8) ... carried nine times for 24 yards in the season opener at Arizona State (Sept. 1) ... had 16 carries for 47 yards at Kansas State (Sept. 15) ... carried 12 times for 38 yards in the 25-21 win over Texas State (Sept. 22) ... rushed 13 times for 61 yards and a TD at Marshall (Nov. 17) ... had a season-high 32-yard kick return in the season finale versus North Texas (Nov. 24).

Freshman (2017)

Appeared in nine contests, primarily on special teams ... rushed for 55 yards on 13 carries ... carried 11 times for 48 yards in the 51-17 triumph over Southern (Sept. 16) ... had seven yards on a pair of rushes in the 44-14 rout of Texas State (Sept. 23) ... tallied three tackles (two solos) on special teams.

Prior to UTSA

Played both running back and safety at the prep level ... earned honorable mention all-state and first-team all-region and all-conference honors as a senior ... helped lead the team to a 10-1 overall record and the Class 5A District 14 Championship with a perfect 5-0 mark that season ... coached by Dan Burke.

Personal

Full name is William Daniels ... born Dec. 1, 1998 ... son of Nina Charles ... pre-business major.



Lorenzo Dantzler • #98
Defensive Line • 6-2 • 245 • Sr.-2L
Starkville, Miss.
(Starkville HS/East Mississippi CC)

Junior (2019)

Played in all 12 contests at defensive end ... registered 22 total tackles, 13 solo stops, 6.5 tackles for loss, 4.5 sacks, five quarterback hurries and one pass breakup ... opened the campaign with four tackles, including a pair of sacks for 14 yards, in the 35-7 victory over UIW (Aug. 31) ... also posted four stops, including a sack for a five-yard loss, in the season finale at Louisiana Tech (Nov. 30) ... had half a sack in the win over Rice (Oct. 19) ... also was in on a sack against both Southern Miss (Nov. 16) and Florida Atlantic (Nov. 23) ... had three stops, including a tackle for loss, at North Texas (Sept. 21) ... registered a tackle for a two-yard loss at Baylor (Sept. 7).

Sophomore (2018)

Started nine games and played in all 12 at defensive end ... named second-team All-Conference USA by Pro Football Focus ... notched 27 tackles, 8.5 tackles for a loss, 3.5 sacks, two QB hurries and forced two fumbles ... had three tackles, two tackles for loss, one sack and a fumble forced versus Baylor (Sept. 8) ... recovered a fumble and returned it 27 yards to go along with a QB hurry and a tackle in the 25-21 win over Texas State (Sept. 22) ... recorded three stops, including two for loss, in the 30-21 victory against UTEP (Sept. 29) ... notched three tackles, 1.5 tackles for a loss, one sack and a QB hurry versus Louisiana Tech (Oct. 13) ... posted six stops, one tackle for a loss and half a sack at Marshall (Nov. 17) ... had two tackles, one sack and forced a fumble at Rice (Oct. 6) ... recorded four tackles and a TFL versus FIU (Nov. 10) ... turned in three stops, including one behind the line of scrimmage, against North Texas (Nov. 24).

Prior to UTSA

Helped East Mississippi CC to the NJCAA National Championship with an 11-1 record in 2017 ... posted 23 total tackles (15 solo) with five TFLs, including three sacks, and one forced fumble ... redshirted the 2016 season at Southern Miss ... helped Starkville HS to the 2015 Class 6A state championship ... named defensive MVP in the 2015 Bernard Blackwell All-Star Game ... tallied 53 tackles with 19 for loss and 13 sacks as a senior ... also forced five fumbles, recovered one fumble and intercepted a pass during that season.

Personal

Born Dec. 23, 1997 ... multidisciplinary studies major.



Kevin Davis • #61
Offensive Line • 6-3 • 315 • Jr.-2L
Angleton, Texas
(Angleton HS)

Redshirt Sophomore (2019)

Started 10 games at right guard before missing the final two contests due to injury ... key part of a unit that helped UTSA post 4,139 yards of offense, including a ground attack that tallied 1,950 yards and a passing offense that produced 2,189 ... started in the 35-7 season-opening victory over UIW (Aug. 31) and helped the Roadrunners churn out 284 rushing yards, the eighth-best total in school history ... helped UTSA register 320 yards on the ground — No. 3 on the program's single-game chart — behind two 100-yard rushers in the 26-16 road win at UTEP (Oct. 5) ... helped pave the way for Freshman All-America running back Sincere McCormick, who rushed for 983 yards and eight touchdowns and broke the program's single-season all-purpose yardage mark with 1,177 yards.

Redshirt Freshman (2018)

Stepped right into the starting lineup, making all 12 starts at center ... only offensive lineman to start each game ... helped the offense accumulate 2,570 total yards of offense with 1,918 coming through the air and 1,052 on the ground ... helped UTSA pile up a season-high 400 yards of offense in the season finale against North Texas (Nov. 24) ... started at right guard

« MEET THE ROADRUNNERS »

in victories against Texas State (Sept. 22) and UTEP (Sept. 29) ... part of a unit that did not allow a sack against UAB (Nov. 3) and held NCAA career sacks leader Jaylon Ferguson to just two assisted tackles in the Louisiana Tech contest (Oct. 13).

Freshman (2017)

Redshirted the season.

Prior to UTSA

Saw action at right tackle during his prep career ... a two-year starter who was a first-team All-District 27-5A selection as a senior ... helped lead the squad to nine victories that season ... coached by Ryan Roark ... also a member of the basketball team.

Personal

Full name is Kevin Deshawn Davis ... born Nov. 4, 1998 ... son of Kevin Davis and Ericka Daggs ... younger brother, Isaiah, is a wide receiver for UTSA ... health major.



Lucas Dean • #35
Punter • 6-2 • 195 • So.-1L
Dunborough, Australia
(St Mary MacKillop College)

Freshman (2019)

Enrolled at UTSA in Spring 2019 and won the starting job as punter for his true freshman campaign ... averaged 40.8 yards on 65 punts ... booted 12 punts of 50-or-more yards ... pinned opponents inside their 20-yard line 16 times ... induced 28 fair catches ... averaged 43.0 yards on eight punts with two sailing 50-plus yards, including a season-long 56-yarder, at Baylor (Sept. 7) ... boomed 56-yard and 54-yard punts and averaged 40.1 yards on seven kicks at Louisiana Tech (Nov. 30) ... turned in a season-best 44.7 average on six punts with two going for 50-plus yards and four inside the 20 against Florida Atlantic (Nov. 23) ... averaged 43.8 yards on five punts with a pair going 50-or-more yards against UAB (Oct. 12) ... posted a 42.7-yard average on three punts in the win over Rice (Oct. 19) ... completed a 22-yard pass to Rashad Wisdom on a fake punt for a first down play versus Army (Sept. 14) ... also served as the team's holder for most of the season ... Conference USA Commissioner's Academic Medal recipient and Commissioner's Honor Roll member.

Prior to UTSA

Trained at ProKick Australia in Melbourne under coach Nathan Chapman during the past year ... ProKick Australia has produced NFL punters Michael Dickson, Jordan Berry and Cameron Johnson and more than 65 current NCAA Division I punters ... played Australian Rules Football for the Augusta-Margaret River Hawks and the Dunborough Sharks ... enrolled at UTSA in January 2019.

Personal

Father, Warren, played in the Australian Football League for Subiaco and Melbourne ... pre-business major ... Born May 5, 2000 ... son of Warren and Margaret Dean ... father played professional Australian rules football for the Melbourne Demons ... has one brother.



Hunter Duplessis • #48
Place-Kicker/Punter • 5-8 • 200 • Sr.-2L
San Antonio, Texas
(Cole HS)

Junior (2019)

Earned UTSA's starting place-kicker job prior to his junior season ... made 9 of 11 field goals (81.1%) and was a perfect 25 of 25 on extra points ... split the uprights on his final nine field-goal attempts of the fall ... drilled 23- and season-long 43-yard field goals in the 26-16 road win at UTEP (Oct. 5) ... was perfect from 28 and 27 yards at Louisiana Tech (Nov. 30) ... kicked

a 41-yard field goal versus Florida Atlantic (Nov. 23) ... made a 34-yard field goal in the 31-27 Homecoming victory over Rice (Oct. 19) ... hit a 22-yard field goal and was good on the go-ahead PAT in the 24-23 win at Old Dominion (Nov. 9) ... Conference USA Commissioner's Honor Roll member.

Redshirt Sophomore (2018)

Handled kickoff duties in nine contests ... kicked off a team-leading 29 times, good for a 56.3 yard average ... seven of his kickoffs went for touchbacks ... C-USA Commissioner's Honor Roll member.

Redshirt Freshman (2017)

Appeared in one game ... had one kickoff for a touchback in the 51-17 victory over Southern (Sept. 16) ... C-USA Commissioner's Honor Roll member.

Freshman (2016)

Redshirted ... C-USA Commissioner's Honor Roll member.

Personal

Full name is Hunter Reece Duplessis ... born May 21, 1998 ... son of David and Sherri Duplessis ... information systems major.



Zakhari Franklin • #18
Wide Receiver • 6-1 • 185 • So.-1L
Cedar Hill, Texas
(Cedar Hill HS)

Freshman (2019)

Emerged as one of UTSA's leading receivers during his true freshman campaign ... hauled in 38 passes for 491 yards and three touchdowns ... shared the team lead in receptions and was second (by one yard) in yards ... averaged 54.6 receiving yards per game, which ranks second on the program's single-season list ... appeared in nine games with starts in the final four contests ... had 435 yards over the final five games ... after catching just five passes for 30 yards through the first six games, had 33 catches for 461 yards and all three scores in the last half of the season ... tallied 134 yards on six receptions, including a season-long 65-yard catch-and-run, in the victory at Old Dominion (Nov. 9) ... that total is a UTSA freshman record and ranks No. 3 on the school's single-game receiving yardage list ... hauled in seven passes for 97 yards with a long of 35 against Southern Miss (Nov. 16) ... totaled 98 yards on eight receptions, including a long of 40 and a 16-yard TD catch, versus Florida Atlantic (Nov. 23) ... had five catches for 60 yards at Louisiana Tech (Nov. 30) ... caught four passes, including a pair of 8-yard touchdowns, in the win over Rice (Oct. 19).

Prior to UTSA

First-team All-District 7-6A wide receiver for head coach Carlos Lynn at Cedar Hill High School near Dallas ... caught 23 passes for 687 yards and nine touchdowns in 2018 ... averaged 29.9 yards per catch ... helped the Longhorns to a 9-2 record and the first round of the state playoffs as a senior ... hauled in three passes — all for TDs — for 158 yards (52.7 ypc) in a 42-17 win over Lake Ridge ... had three receptions for 92 yards and a pair of scores in a 57-7 victory against Tyler John Tyler ... was on the receiving end of two TD passes that totaled 85 yards in a 78-28 triumph over Waxahachie ... had eight catches for 121 yards as a junior ... also a member of the basketball and track & field teams.

Personal

Born October 15, 2000 ... son of Rod Franklin and Endra Butler ... has one brother, Zhandon.

« MEET THE ROADRUNNERS »



Jalyn Galmore • #70
Offensive Line • 6-5 • 305 • Sr.-1L
Batesville, Miss.
(South Panola HS/Itawamba [Miss.] CC)

Senior (2019)
Redshirted.

Junior (2018)
Started the first five games of the season at left tackle before suffering a season-ending injury in a win over UTEP.

Prior to UTSA
Appeared in a total of 15 games over a two-year span for Itawamba CC ... earned second-team MACJC All-State accolades as a sophomore ... as a prep senior, helped lead South Panola HS to an 11-1 mark and a Region 1-6A championship ... also aided the Tigers to the 2014 Mississippi Class 6A State Championship.

Personal
Born Jan. 2, 1997 ... son of Martha Galmore ... multidisciplinary studies major.



Zachary Gilson • #56
Defensive Line • 6-5 • 235 • So.-SQ
Sachse, Texas
(Sachse HS)

Redshirt Freshman (2019)
Did not appear in any games.

Freshman (2018)
Redshirted.

Prior to UTSA
Recorded 58 tackles, eight tackles for loss, four sacks, 14 quarterback hurries, one fumble recovery and a blocked field goal as a senior at Sachse HS ... earned second-team all-district accolades ... helped the Mustangs to a 12-1 record, their second straight District 10-6A title and to the third round of the state playoffs in 2017 ... turned in 36 tackles, six TFLs, five sacks and a fumble recovery as a junior en route to honorable mention all-district accolades ... helped lead Sachse to an 11-1 record, a district championship and the area round of the playoffs in 2016.

Personal
Born April 25, 2000 ... son of William and Melanie Gilson ... kinesiology major.



Peter Gray • #57
Defensive Line • 6-4 • 235 • So.-SQ
Tupelo, Miss.
(Tupelo HS)

Redshirt Freshman (2019)
Did not appear in any games ... Conference USA Commissioner's Honor Roll member.

Freshman (2018)
Played in three games off the bench, recording three tackles ... posted a pair of stops against FIU (Nov. 10) ... had a solo tackle at UAB (Nov. 3) ... redshirted season ... C-USA Commissioner's Honor Roll member.

Prior to UTSA
Competed in the Mississippi-Alabama All-Star game ... helped lead the Tupelo High School to an 11-1 record in 2017 ... earned first-team Class

6A All-State honors at defensive end as a senior ... also captured All-Region 1-6A laurels ... tallied 56 tackles, including 39 solo stops and one sack, and four interceptions in his final prep season ... a first-team all-state honoree at outside linebacker as a junior ... posted 87 stops, five sacks and three picks in 2016 ... collected second-team All-District 24-6A honors at defensive end as a sophomore at Friendswood (Texas) HS.

Personal
Born Sept. 29, 1999 ... son of Mickey and Lisa Gray ... engineering major.



Dywan Griffin • #14
Cornerback • 5-11 • 180 • So.-1L
New Orleans, La.
(Landry-Walker HS)

Freshman (2019)
Played in 11 games in his true freshman campaign ... had seven receptions for 26 yards and two rushes for nine yards ... drew a start against Texas A&M (Nov. 2) and caught a 10-yard pass on the first play from scrimmage of that contest ... logged his first career catch for three yards at Baylor (Sept. 7) ... had a 2-yard reception in the 26-16 victory at UTEP (Oct. 5) ... was on the receiving end of a pass in the win over Rice (Oct. 19) ... caught a 6-yard pass at North Texas (Sept. 21) ... had a season-long 7-yard scamper versus UAB (Oct. 12).

Prior to UTSA
Multi-sport athlete who was a standout wide receiver for head coach Emanuel Powell at Landry-Walker High School in 2018 ... earned first-team All-District 8-5A honors ... caught 42 passes for 931 yards and 11 touchdowns as a senior in his first year playing the sport since the eighth grade ... also recorded a pair of interceptions, two punt returns for TDs and a kickoff return for a touchdown in 2018 ... helped lead Landry-Walker to the second round of the 2018 Class 5A playoffs ... had a 14-yard TD reception against Destrehan in the second round of the playoffs ... also a first-team All-Metro performer for the basketball team ... helped lead the Charging Bucs to the Class 5A state title game in hoops as a junior.

Personal
Born April 28, 2000 ... son of Dwayne Jones and Kimberly Griffin ... has four sisters, Dianjanae, Tyranika, Dajavana and Kimberly and two brothers, Dwayne and Dywante.



De'Marco Guidry • #41
Linebacker • 6-0 • 220 • Jr.-1L
La Marque, Texas
(La Marque HS)

Redshirt Sophomore (2019)
Played in three of the first four contests before suffering a season-ending injury ... recorded six tackles, three solo stops, one quarterback hurry and a fumble recovery ... posted three tackles at North Texas (Sept. 21) ... had a pair of solo stops in the season-opening win over UIW (Aug. 31) ... logged a tackle and recovered a fumble versus Army (Sept. 14).

Redshirt Freshman (2018)
Played in eight games off the bench in his debut campaign ... posted eight tackles and one tackle for a loss ... had two tackles versus UTEP (Sept. 29) after missing the first four games ... had a stop in the 20-3 win at Rice (Oct. 6) ... registered three stops versus Louisiana Tech (Oct. 13) ... notched his first career TFL at UAB (Nov. 3).

Freshman (2017)
Redshirted.

Prior to UTSA
Played both linebacker and running back at the prep level ... named to the

« MEET THE ROADRUNNERS »

Dave Campbell Texas Football Top 300 list as a senior ... earned second-team all-county honors from the Galveston Daily News and was a first-team All-District 13-3A Division I selection (both at running back) ... helped lead the team to its fifth consecutive District Championship ... an honorable mention all-state, second-team all-county and first-team all-district choice at linebacker as a junior after registering 88 tackles, 22 TFLs and 18 sacks ... also tabbed first-team all-district at running back that season ... coached by Mike Jackson.

Personal

Full name is De'Marco Anthony Guidry ... born Oct. 9, 1997 ... son of Mark Guidry ... undeclared major.



Trevor Harmanson • #15
Linebacker • 6-3 • 230 • Jr.-1L
Dickinson, Texas
(Dickinson HS/Blinn CC)

Sophomore (2019)

Played in all 12 games and started the final eight contests at linebacker ... ranked third on the team with 48 total tackles and 34 solo stops ... registered 8.5 tackles for loss, broke up one pass and recovered one fumble ... recorded all but four of his tackles in the last eight games ... posted a season-high 10 tackles (nine solo) against Southern Miss (Nov. 16) ... made four tackles and recovered a fumble in the 31-27 win over Rice (Oct. 19) ... logged seven stops in the 26-16 win at UTEP (Oct. 5) ... had eight tackles (six solo) versus UAB (Oct. 12) ... tallied seven tackles against Florida Atlantic (Nov. 23).

Prior to UTSA

Second-team All-Southwest Junior College Football Conference selection at linebacker for head coach Ryan Mahon at Blinn College as a redshirt freshman ... recorded 39 tackles (22 solos), four tackles for loss, two sacks, one interception and a fumble recovery in 2018 ... posted eight tackles, including a sack for an 11-yard loss, and recovered a fumble in a 38-31 victory over Tyler JC ... had a 57-yard interception return in a 58-35 win against New Mexico Military Institute ... redshirted as a true freshman in 2017 ... two-time first-team all-district performer for head coach John Snelson at Dickinson High School ... earned all-county honors as a senior ... helped lead the Gators to the fourth round of playoffs in 2014 and 2015 and the second round in 2016 ... also a member of the basketball and track & field squads.

Personal

Born Feb. 1, 1999, in Galveston, Texas ... son of Amanda Smith and Clifton Harmanson ... has one sibling, Chance.



Frank Harris • #0
Quarterback • 6-0 • 200 • Jr.-SQ
Schertz, Texas
(Clemens HS)

Redshirt Sophomore (2019)

Started the first four games before suffering a season-ending injury ... earned the starting quarterback job late in fall camp ... completed 66 of 91 passes for 486 yards and three touchdowns ... logged a QB efficiency rating of 123.87 ... rushed for 126 yards on 39 carries ... made a splash in his collegiate debut by throwing for 206 yards and a trio of TDs and rushing for 123 yards in the 35-7 victory over UIW (Aug. 31) ... completed his first 13 passes — a school record — and finished 28 of 36 through the air ... also surpassed the UTSA standard for rushing yards in a game by a QB in the season opener ... completed 15 of 24 passes for 93 yards in his second start at Baylor (Sept. 7) ... threw for 187 yards on 23-of-31 passing versus Army (Sept. 14) ... left the game after an injury on the second play of his fourth contest at North Texas (Sept. 21) ... was ranked in the top 15 in FBS in completion percentage (.725) when his season ended.

Redshirt Freshman (2018)

Sat out the season while recovering from injury.

Freshman (2017)

Redshirted.

Prior to UTSA

Four-year starter who was tabbed first-team All-District 27-6A as a senior ... connected on 68-of-118 passes (57.6 percent) for 946 yards and 14 touchdowns in eight games of action that season ... also averaged 12.1 yards per carry on his way to 892 rushing yards and another 12 scores on just 74 attempts ... earned all-state accolades and was the San Antonio Express-News All-Area Offensive Player of the Year as a junior ... also named the District 25-6A Offensive Player of the Year that season after completing 58.6 percent of his passes for 2,033 yards and 17 TDs ... averaged 11.1 yards per rush en route to 2,741 yards and 38 more scores on 248 totes ... led the team to 11 wins and the UIL Class 6A Division II quarterfinals, which was its deepest postseason run since 2006 ... had four game-winning scoring plays that came in the last four minutes of a game or overtime ... threw for 989 yards and 10 TDs and rushed for another 568 yards and 10 scores on 133 carries in 10 starts as a sophomore ... coached by Jared Johnston ... also played basketball and helped the squad make the state playoffs.

Personal

Born March 27, 1999, in San Antonio ... son of Darrell and Tulita Harris ... sociology major.



SaVion Harris • #24
Safety • 6-0 • 190 • Sr.-1L
Sacramento, Calif.
(Palm Beach Central [Fla.] HS/Iowa Central CC)

Junior (2019)

Started the first six games and played in 11 contests in his debut season with UTSA ... registered 38 total tackles, 25 solo stops, three pass breakups and an interception ... recorded four tackles and picked off a pass in the season-opening 35-7 victory over UIW (Aug. 31) ... posted five stops at Baylor (Sept. 7) ... made four solo tackles versus Army (Sept. 14) ... turned in a season-high seven tackles, including five solos, and a PBU against Florida Atlantic (Nov. 23) ... had three tackles and broke up a pair of passes in the 26-16 win at UTEP (Oct. 5) ... logged four stops against both North Texas (Sept. 21) and UAB (Oct. 12).

Prior to UTSA

Second-team all-region selection as a sophomore for head coach Jesse Montalto at Iowa Central Community College in Fort Dodge, Iowa ... registered 60 tackles, two tackles for loss, six pass breakups and a blocked kick to help lead the Tritons to an 8-4 record and a Graphic Edge Bowl victory ... tallied a season-high 11 tackles versus Coffeyville CC ... had a pair of PBUs and a half-TFL in the Graphic Edge Bowl win over Monroe College ... redshirted at Florida Atlantic during the 2017 season before transferring to Iowa Central CC ... started his collegiate career at St. Joseph College in 2016 ... second-team all-conference and academic all-conference selection for head coach Toni Ierulli at Palm Beach Central High School ... was a dual-threat quarterback and defensive back for the Broncos ... enrolled at UTSA in January 2019.

Personal

Born August 5, 1998 ... son of Reginald and Rima Harris ... has two sisters, Navaeh and Amira and two brothers, Christian and Donovan ... business major.

« MEET THE ROADRUNNERS »



Jaylon Haynes • #1
Defensive Line • 6-2 • 290 • Sr.-3L
Wharton, Texas
(Wharton HS)

Junior (2019)

Honorable mention All-Conference USA selection on the defensive line ... started 11 games and appeared in all 12 contests ... led all defensive linemen with 40 total tackles and 25 solo stops ... led the team with 12.5 tackles for loss and six quarterback hurries ... also registered two sacks, a pair of pass breakups, one forced fumble and a fumble recovery ... posted 10 of his tackles for loss over a five-game stretch ... recorded a season-high three tackles behind the line of scrimmage as part of five total stops in the win over Rice (Oct. 19) ... matched that season best with a trio of tackles for loss against Southern Miss (Nov. 16) ... had 2.5 TFL, including a sack, in the victory at Old Dominion (Nov. 9) ... had four stops, including one for a loss of six yards, versus Florida Atlantic (Nov. 23) ... registered five tackles, including 0.5 TFL, at Texas A&M (Nov. 2) ... turned in a season-best seven tackles against Army (Sept. 14) ... opened the campaign with three stops, including a sack, in the 35-7 victory over UIW (Aug. 31) ... had two tackles, including one behind the line, at North Texas (Sept. 21) ... assisted on a pair of stops, including one for a loss, against UAB (Oct. 12).

Sophomore (2018)

Played in all 12 games with one start on the defensive line ... finished with 18 tackles, two tackles for loss and one sack ... had three stops in the season opener at Arizona State (Sept. 1) ... notched two tackles, including a sack, versus Baylor (Sept. 8) ... posted a pair of tackles, including a TFL, and a QB hurry at Kansas State (Sept. 15) ... registered three tackles in the 30-21 triumph over UTEP (Sept. 29) ... posted two stops in the 20-3 win at Rice (Oct. 6) ... finished with three tackles at UAB (Nov. 3) ... turned in two tackles at Marshall (Nov. 17).

Freshman (2017)

Earned Conference USA All-Freshman Team honors ... appeared in four contests for a defense that led Conference USA in seven statistical categories and ranked in the top five nationally in five ... registered a tackle for loss in the 51-17 triumph over Southern (Sept. 16) ... had one stop in the 44-14 victory at Texas State (Sept. 23) ... posted one tackle in the 31-14 win at UTEP (Oct. 28) ... had a tackle in the 9-7 victory against Marshall (Nov. 18).

Prior to UTSA

Tabbed the District 15-4A Division II Defensive Player of the Year as a senior ... earned honorable mention all-state laurels and was named the District 12-4A Division II Defensive Player of the Year following a junior campaign that saw him record 65 tackles, including eight sacks ... also picked up first-team all-district accolades at offensive tackle that season ... garnered second-team all-district honors as a sophomore after helping lead the club to 10 wins ... coached by Tim Finn.

Personal

Full name is Jaylon Vershaad Haynes ... born Aug. 3, 1999 ... son of Sharolyn Haynes ... kinesiology major.



Terrell Haynes • #58
Offensive Line • 6-3 • 305 • So.-1L
Arlington, Texas
(Seguin HS)

Redshirt Freshman (2019)

Played in all 12 contests, primarily on special teams ... key member of UTSA's punt coverage unit that averaged 40.8 yards per punt and posted a net punt average of 38.4 yards ... recorded a solo tackle versus UAB (Oct. 12) ... also saw action as a backup offensive lineman.

Freshman (2018)

Redshirted season.

Prior to UTSA

Collected second-team All-District 9-5A honors as a senior at Seguin HS in Arlington ... second-team all-district selection as a junior ... helped lead the Cougars to seven wins and the bi-district round of the playoffs in 2016.

Personal

Born April 15, 2000 ... son of Robert and Lanessa Haynes ... kinesiology major.



DeQuarius Henry • #45
Linebacker • 6-3 • 240 • Sr.-2L
Houston, Texas
(Sharpstown HS)

Redshirt Junior (2019)

Played in all 12 games at defensive end ... registered 29 total tackles, 21 solo stops, nine tackles for loss, a team-high five sacks, three quarterback hurries and one forced fumble ... posted a season-high six tackles, including five solo tackles, in the 31-27 win over Rice (Oct. 19) ... had 3.5 tackles for a total loss of 24 yards, including 1.5 sacks for 17 yards on Rice's final two plays from scrimmage to help seal the victory ... came up with a pair of stops behind the line of scrimmage, including a sack for eight yards, in the win at UTEP (Oct. 5) ... also had two TFL and a sack as part of four total tackles at Louisiana Tech (Nov. 30) ... posted four total tackles against UAB (Oct. 12) ... had three solo stops at Texas A&M (Nov. 2) ... recorded a pair of tackles, including a half-sack, against Southern Miss (Nov. 16) ... opened the season with a sack in the 35-7 win over UIW (Aug. 31).

Redshirt Sophomore (2018)

Played in all 12 games at defensive end ... finished with 24 tackles, five tackles for loss and four sacks ... registered six tackles, two tackles for loss, one sack and a forced fumble in the 30-21 triumph over UTEP (Sept. 29) ... had two quarterback hurries, a pair of forced fumbles and one fumble recovery ... tallied three tackles and recovered a fumble in the 20-3 victory at Rice (Oct. 6) ... notched his first sack of the year in the 25-21 win over Texas State (Sept. 22) ... turned in three tackles, one sack and forced a fumble versus Louisiana Tech (Oct. 13) ... recorded three tackles, one sack and a QB hurry versus FIU (Nov. 10).

Redshirt Freshman (2017)

Played in three games and registered two tackles ... had one stop in the season-opening 17-10 victory at Baylor (Sept. 9) ... posted a half-tackle for loss in the 44-14 rout of Texas State (Sept. 23) ... also appeared in the 51-17 triumph over Southern (Sept. 16).

Freshman (2016)

Redshirted.

Prior to UTSA

Former basketball standout made a successful transition to the gridiron his final two prep seasons ... earned first-team All-District 20-5A accolades as a senior ... a second-team All-District 21-4A selection as a junior ... coached by Charles Perridon.

Personal

Born May 13, 1997 ... son of Lena James ... communication major.

« MEET THE ROADRUNNERS »



Clarence Hicks • #9
Linebacker • 6-2 • 225 • Sr.-1L
Pensacola, Fla.
(Pine Forest HS/Hutchinson [Kan.] CC)

Junior (2019)

Played in all 12 games ... registered 25 total tackles, including 19 solo stops, and ranked second on the team with 10 tackles for loss ... also posted a pair of sacks, three quarterback hurries, one forced fumble and a pass breakup ... had eight tackles behind the line of scrimmage during the final five contests ... recorded five tackles and a strip-sack with less than two minutes to play to help seal the 24-23 win at Old Dominion (Nov. 9) ... tallied a season-high six tackles, including a sack for three yards, in the season finale at Louisiana Tech (Nov. 30) ... had three stops in the backfield versus Southern Miss (Nov. 16) ... posted three tackles, including one for a loss, at Texas A&M (Nov. 2) ... made a pair of stops, including one TFL, at North Texas (Sept. 21) ... had a tackle behind the line in the 26-16 win at UTEP (Oct. 5).

Prior to UTSA

Transfer from Hutchinson [Kan.] Community College ... earned second-team all-conference honors as a sophomore after posting 36 tackles, 21.5 tackles for loss and 12 sacks ... registered 42 total tackles, 28 solo stops, 23 tackles for loss, 14 sacks, two forced fumbles and a pair of pass breakups during his two-year JUCO career ... recorded 47 tackles, nine tackles for loss and three sacks and a returned a fumble 23 yards for a touchdown as a senior at Pine Forest High School in Pensacola, Fla.

Personal

Born December 7, 1998 ... son of Clarence and Mary Hicks ... has two sisters and two brothers.



Kadari Johnson • #31
Running Back • 5-9 • 205 • Sr.-SQ
Shelby Charter Township, Mich.
(Eisenhower HS/Saginaw Valley State)

Junior (2019)

Did not appear in any games ... joined the program in Spring 2019.

Prior to UTSA

Redshirted in 2016 and did not appear in any games at Saginaw Valley State in 2017-18 ... standout in the backfield for Eisenhower High School ... helped lead the Eagles to their first playoff win since 2012 as a senior in 2015.



Sheldon Jones • #2
Wide Receiver • 5-9 • 165 • Jr.-2L
New Orleans, La.
(Warren Easton HS)

Sophomore (2019)

Appeared in all 12 games and drew 10 starts ... caught 31 passes for 259 yards ... turned in his first career 100-yard receiving game with 115 yards on eight receptions at Louisiana Tech (Nov. 30) ... was on the receiving end of six passes for 41 yards at North Texas (Sept. 21) ... hauled in three passes for 13 yards against Army (Sept. 14) ... had a pair of catches for 31 yards versus Southern Miss (Nov. 16) ... caught two balls for 15 yards in the 31-27 win over Rice (Oct. 19) ... also had two receptions against UIW (Aug. 31), Baylor (Sept. 7) and Florida Atlantic (Nov. 23).

Freshman (2018)

Played in 10 games and made a pair of starts ... caught 10 passes for 74 yards ... had a catch for eight yards at Arizona State (Sept. 1) ... had an eight-yard grab in the 30-21 win over UTEP (Sept. 29) ... totaled three catches for 18 yards at Marshall (Nov. 17) ... had a season-high three

catches for 30 yards, including a season-long 18-yard grab ... returned five punts and a kickoff.

Prior to UTSA

Named to the Louisiana Nifty 50 and The Times-Picayune All-Metro team following his senior season at Warren Easton HS ... tallied 55 receptions for 840 yards and eight touchdowns in his final prep campaign ... helped team to the Class 4A semifinals as a junior ... caught 74 passes for 1,379 yards and 10 touchdowns in 2016.

Personal

Born April 29, 2000 ... son of Lawrence and Shantrelle Jones ... nickname is "Sticks" ... kinesiology major.



Tyler Mahnke • #38
Linebacker • 6-3 • 225 • Jr.-2L
San Jose, Calif.
(Round Rock [Texas] HS)

Redshirt Sophomore (2019)

Appeared in all 12 contests, primarily on special teams ... recorded five total tackles ... made a pair of his tackles while on the punt coverage unit ... registered a season-high three stops at Baylor (Sept. 7) ... had a solo stop in the season-opening victory over UIW (Aug. 31) ... was in on a tackle in the season finale at Louisiana Tech (Nov. 30).

Redshirt Freshman (2018)

Played in all 12 games ... had six total tackles, including two in punt coverage ... notched his first career tackle at Kansas State (Sept. 15) ... recorded a pair of stops in the 30-21 win over UTEP (Sept. 29) ... also had two tackles against FIU (Nov. 10).

Freshman (2017)

Redshirted ... walk-on who joined the program in August 2017 ... Conference USA Commissioner's Honor Roll member.

Prior to UTSA

Two-year letterwinner at Round Rock High School ... totaled 49 catches for 979 yards and 12 touchdowns as a senior en route to unanimous first team All-District 13-6A honors ... had 26 receptions for 179 yards and two scores as a junior ... helped lead the Dragons to the 2017 area championship and the fourth round of the 6A state playoffs.

Personal

Born Aug. 23, 1999 in San Jose, Calif. ... son of Laurie and Andrew Mahnke ... has a sister, Kira ... father played football at Chico State ... marketing major.



Ahofitu Maka • #55
Offensive Line • 6-3 • 320 • Jr.-1L
Honolulu, Hawai'i
(Punahou HS/Independence [Kan.] CC)

Sophomore (2019)

Drew the starting assignment at center in all 12 games in his debut season for UTSA ... key part of an offensive line that helped the Roadrunners tally 4,139 yards of offense, including a ground attack that posted 1,950 yards and a passing offense that produced 2,189 ... made his debut in the 35-7 season-opening victory over UIW (Aug. 31) and helped the Roadrunners churn out 284 rushing yards, the eighth-best total in school history ... helped UTSA register 320 yards on the ground — No. 3 on the program's single-game chart — behind two 100-yard rushers in the 26-16 road win at UTEP (Oct. 5) ... helped pave the way for Freshman All-America running back Sincere McCormick, who rushed for 983 yards and eight touchdowns and broke the program's single-season all-purpose yardage mark with 1,177 yards ... Conference USA Commissioner's Academic Medal recipient and

« MEET THE ROADRUNNERS »

Commissioner's Honor Roll member.

Prior to UTSA

Offensive guard for head coach Jason Brown at Independence Community College in 2018 ... appeared in seven contests for the Pirates as a freshman ... helped pave the way for an offense that piled up 3,200 yards (1,477 rushing/1,723 passing) ... standout offensive lineman for head coach Charles Ane at Punahou High School in Honolulu ... earned honorable mention all-state accolades as a senior ... enrolled at UTSA in January 2019.

Personal

Son of Falanisi and Kuenilingi Maka ... has three sisters, Emalata, Pineti and Mapuana and one brother, Logini ... undeclared major.



Brandon Matterson • #99
Defensive Line • 6-2 • 300 • Jr.-2L
San Antonio, Texas
(Brandeis HS)

Sophomore (2019)

Saw action in nine contests ... registered 13 total tackles, nine solo stops, two tackles for loss, one forced fumble and a fumble recovery ... had a season-high three tackles at North Texas (Sept. 21) ... made a pair of solo stops, including one behind the line of scrimmage, against both Army (Sept. 14) and UAB (Oct. 12) ... had two solo tackles versus Southern Miss (Nov. 16) ... was in on a pair of stops in the 24-23 win at Old Dominion (Nov. 9) ... Conference USA Commissioner's Honor Roll member.

Freshman (2018)

Played in 10 games ... had 10 tackles and 1.5 tackles for loss ... tallied three tackles at Marshall (Nov. 17) ... notched two tackles and a tackle for a loss versus Louisiana Tech (Oct. 13) ... had two tackles at Southern Miss (Oct. 20) ... registered a pair of tackles and a TFL versus FIU (Nov. 10) ... recorded a stop in his collegiate debut at Arizona State ... C-USA Commissioner's Honor Roll member.

Prior to UTSA

Played in the San Antonio Sports All-Star game in January at the Alamodome ... named to Dave Campbell's Texas Football Top 300 prior to his senior campaign ... tabbed first-team All-District 28-6A Zone A at defensive tackle in 2017 ... helped the Broncos to a 7-4 record and the first round of the playoffs in 2016 ... named first-team All-District 27-6A Zone B as a sophomore.

Personal

Born Nov. 29, 1999 ... son of Cedric and Kimberly Matterson ... pre-business major.



Corey Mayfield Jr. • #26
Cornerback • 5-11 • 195 • Jr.-2L
Forney, Texas
(North Forney HS)

Sophomore (2019)

Logged action in 11 games and made eight starts at cornerback ... posted 19 total tackles, 13 solo stops, one tackle for loss and four pass breakups ... had four solo stops, including one behind the line of scrimmage, and a pair of PBUs at Baylor (Sept. 7) ... also recorded four tackles and broke up a pass versus UAB (Oct. 12) ... made three tackles and deflected a pass in the 26-16 win at UTEP (Oct. 5) ... made two solo stops in the 24-23 victory at Old Dominion (Nov. 9) ... also had a pair of tackles at Texas A&M (Nov. 2).

Freshman (2018)

Played in 10 of 12 games with two starts ... finished with 10 tackles and one pass breakup ... had three stops at Marshall (Nov. 17) ... registered a pair of tackles in the 25-21 win over Texas State (Sept. 22) ... notched two stops versus FIU (Nov. 10).

Prior to UTSA

Registered 23 tackles, one sack, three pass breakups and a forced fumble as a senior at North Forney HS ... two-way player also caught 35 passes for 701 yards and nine touchdowns in 2017 ... tallied more than 200 return yards ... helped lead the Falcons to a 10-3 record and the third round of the Class 5A playoffs ... posted 43 tackles and picked off three passes on defense and 1,147 receiving yards as a junior at Dallas Parish Episcopal ... Dave Campbell's Texas Football Top 300 recruit ... Fort Worth Star-Telegram Top 100 Dallas-Fort Worth recruit.

Personal

Born Sept. 9, 1999 ... son of Corey and Tonia Mayfield ... father was a defensive lineman at Oklahoma and in the NFL for the 49ers, Buccaneers and Jaguars ... undeclared major.



Sincere McCormick • #3
Running Back • 5-9 • 200 • So.-1L
Converse, Texas
(Judson HS)

Freshman (2019)

Named to the Football Writers Association of America (FWAA) Shaun Alexander Freshman All-America Team ... Conference USA Freshman of the Year and honorable mention all-conference selection ... stepped into the starting tailback role as a true freshman and broke a pair of school records ... took down the single-season all-purpose yardage standard with 1,177 yards ... also eclipsed the single-game rushing yardage mark with 189 in the win at UTEP (Oct. 5) ... had 22 carries, including a 51-yard touchdown dash, in that victory in El Paso ... finished the year with 983 rushing yards and eight touchdowns, totals that each rank second on the program's single-season list, on 177 carries for an average of 5.6 yards per attempt ... established UTSA freshman records for rushes, rushing yards, rushing TDs, rushing yards per attempt and rushing yards per game ... also caught 24 passes for 194 yards and a TD ... led all C-USA freshman and ranked third in rushing yards per game (81.9) and rushing yards per carry (5.55), fifth in rushing yards (983), sixth in all-purpose yards (1,177) and ninth in rushing TDs (8) among all FBS freshmen ... also topped the century mark on the ground with 134 yards and a pair of TDs on a season-best 23 totes in the win at Old Dominion (Nov. 9) and 119 yards on 17 attempts versus Louisiana Tech (Nov. 30) ... made his collegiate debut with 74 yards on 12 rushes in the 35-7 win over UIW (Aug. 31) ... rushed 12 times for 87 yards and two scores, including a season-long 54-yard scoring jaunt, at Baylor (Sept. 7) ... nearly hit the 100-yard mark with 94 yards and a touchdown on 14 carries in the victory over Rice (Oct. 19) ... had a season-long 44-yard reception to go along with 43 rushing yards at Texas A&M (Nov. 2) ... averaged 8.9 yards per carry and registered 12 first downs on 19 total third-down attempts.

Prior to UTSA

Rushed for 3,407 yards and 43 touchdowns during his prep career for head coach Sean McAuliffe at Converse Judson High School ... first-team All-District 26-6A selection as a senior ... posted 1,489 yards and 22 touchdowns on 145 carries in 2018 ... averaged 10.3 yards per rush and 106.4 yards per game ... also caught 11 passes for 235 yards and a TD ... helped lead Judson to a 13-1 record, a district championship and the Class 6A Division I quarterfinal round of the playoffs his final season ... topped the century mark in eight contests, including 178 yards on just 10 totes in the 63-21 area-round victory over Reagan ... 2017 District 27-6A Offensive Player of the Year ... first-team all-state selection as a junior after racking up 1,211 yards and 13 touchdowns on the ground ... helped the Rockets to a 10-2 record and the area round of the playoffs as a junior ... rushed for 691 yards and eight TDs and caught 11 passes for 280 yards as a sophomore ... Dave Campbell's Texas Football Top 300 prospect ... enrolled at UTSA in January 2019.

Personal

Born September 10, 2000 ... son of Anthony McCormick and Precious Thompson ... has one brother ... physics major.

« MEET THE ROADRUNNERS »



Andrew McGowan • #82
Wide Receiver • 6-3 • 205 • So.-SQ
Sinton, Texas
(Sinton HS)

Redshirt Freshman (2019)

Did not see any game action.

Freshman (2018)

Redshirted season.

Prior to UTSA

Caught 47 passes for 733 yards and seven TDs as a senior at Sinton High School ... helped lead the Pirates to nine wins and the second round of the Class 4A Division II playoffs ... had 10 receptions for 207 yards and three touchdowns in a 34-14 win against Rio Hondo ... first-team All-District 15-4A Division II selection at wide receiver as a junior ... also an honorable-mention all-state performer that season after posting 1,232 receiving yards and 13 touchdowns ... scored two defensive TDs to go along with 27 tackles and seven breakups as a cornerback in 2016 ... also played basketball and was a state qualifier with the 1,600-meter relay team.

Personal

Born Oct. 17, 1999 ... son of Gerald and Erin Silva.



Ashton Merrett • #54
Linebacker • 6-0 • 225 • Jr.-SQ
New Orleans, La.
(Brother Martin HS/Memphis)

Redshirt Sophomore (2019)

Sat out the season per NCAA transfer rules.

Prior to UTSA

Transfer from Memphis ... named 2017-18 American Athletic Conference All-Academic Team ... named to the Dean's List for the 2017 fall semester ... named to the Tiger 3.0 Club for the 2017 fall ... redshirted the 2017 season ... member of the 2016 Brother Martin High School squad ... played in the defensive backfield for head coach Mark Bonis ... helped lead the Crusaders to a 9-5 overall record and the Louisiana High School Athletic Association (LHSAA) Division I state playoffs semifinal round ... the semifinal appearance was Brother Martin's deepest postseason run since 1990 (state runner-up) ... Played the 2015 season for John Curtis Christian High School ... helped lead the Patriots to an 8-3 overall record and the LHSAA Division I state playoffs semifinal round ... invited to the 2014 NIKE Football Combine in New Orleans.

Personal

Born September 2, 1998 ... son of Robert and Ann Merrett ... has one sister.



Dexter Myers • #10
Cornerback • 6-0 • 190 • Sr.-1L
Pasadena, Calif.
(Maranatha HS/Oregon)

Redshirt Junior (2019)

Saw action in four games, primarily on special teams ... played in wins against UIW (Aug. 31) and UTEP (Oct. 5), as well as contests against Baylor (Sept. 7) and Army (Sept. 14) ... Conference USA Commissioner's Honor Roll member.

Prior to UTSA

Transfer from Oregon ... made his collegiate debut at No. 24 Cal (Sept. 29) in 2018 ... did not see any game action in 2017 after using his redshirt season in 2016 ... three-year starter at Pasadena Maranatha High School

under head coach Steve Bogan ... totaled 21 interceptions over his career and returned four for a touchdown ... scored 14 total TDs over his career, doing so five different ways ... had four rushing TDs, four receiving, four interceptions for scores, to go along with a fumble and kickoff returns ... named the Olympic League Most Valuable Defensive Player in 2015 ... earned All-Area CIF NW Division 1 first-team and All-Arena Pasadena Star News/San Gabriel Valley first-team honors ... recognized as a scholar athlete by the National Football Foundation (NFF) Pasadena/San Gabriel Valley chapter ... as a senior, came away with nine interceptions to go along with 14 pass breakups and 58 tackles ... added 290 yards rushing with two TDs ... selected to play in the San Gabriel Valley East-West Hall of Fame All-Star game ... had six interceptions in both his junior and sophomore seasons.



Lowell Narcisse • #10
Quarterback • 6-3 • 230 • Jr.-1L
St. James, La.
(St. James HS/Mississippi Gulf Coast CC)

Redshirt Sophomore (2019)

Played in 11 games and started at quarterback in seven contests in his debut season with the Roadrunners ... completed 107 of 201 passes for 1,226 yards and eight touchdowns ... also rushed for 492 yards and four TDs on 118 carries ... rushed for 115 yards and a TD and threw for 46 yards and a score in his first career start, a 26-16 road win over UTEP (Oct. 5) ... his 100-yard performance on the ground was the second by a UTSA signal-caller that season and the third in program history ... completed 18 of 23 passes for 240 yards, including an 11-yard TD pass to Carlos Strickland II that helped seal a 24-23 win at Old Dominion (Nov. 9) ... also had a 65-yard completion to Zakhari Franklin in that road victory over the Monarchs ... threw for 212 yards and a pair of TDs on 19-of-29 passing in a 31-27 win over Rice (Oct. 19) ... had a season-best 325 yards passing and a pair of touchdowns, including a season-long 75-yard strike to Joshua Cephus, versus Southern Miss (Nov. 16) ... that passing yardage ranks third on UTSA's all-time list ... rushed for 98 yards on 15 carries and completed 16 passes for 124 yards at North Texas (Sept. 21) ... gashed UAB for 86 yards and a score on the ground and added 94 yards through the air ... tossed a pair of TD passes against Florida Atlantic (Nov. 23) ... had a 2-yard TD plunge versus Army (Sept. 14).

Prior to UTSA

Dual-threat quarterback who appeared in eight games for head coach Jack Wright at Mississippi Gulf Coast Community College in Perkinston, Miss. ... racked up nearly 700 yards of offense in limited playing time ... completed 44 passes for 506 yards and three touchdowns ... ran for 192 yards and six TDs ... connected on 16-of-23 passes for 241 yards and a pair of touchdowns and added three rushing TDs in a 48-14 victory over Holmes CC ... redshirted at LSU in 2017 ... four-star recruit out of St. James High School ... was listed as the nation's fifth-best dual-threat QB for the Class of 2017 ... missed most of senior season with an injury suffered in preseason ... completed 23-of-36 passes for 296 yards, six touchdowns and no interceptions and rushed for 305 yards and 4 scores as a junior in 2015 despite missing part of the season due to injury ... connected on 205-of-358 passes for 3,124 yards and 31 TDs as a sophomore ... rushed for 1,402 yards and 18 TDs that season ... completed 122-of-235 passes for 2,013 yards and 27 touchdowns and added 637 rushing yards and 12 TDs as a freshman ... enrolled at UTSA in January 2019.

Personal

Born July 7, 1998 ... son of Lowell and Stacy Narcisse ... has two sisters and two brothers ... multidisciplinary studies major.

« MEET THE ROADRUNNERS »



Kevin Nelson • #94
Defensive Line • 6-2 • 285 • So.-1L
Fort Worth, Texas
(Arlington Heights HS)

Redshirt Freshman (2019)

Played in all 12 contests as a member of the defensive line rotation ... recorded seven total tackles, five solo stops, one fumble recovery and a pass breakup ... made a pair of solo tackles and recovered a fumble against UAB (Oct. 12) ... had two tackles and broke up a pass versus Southern Miss (Nov. 16) ... registered his first career tackle at Baylor (Sept. 7) ... had a solo stop in the 31-27 victory over Rice (Oct. 19) ... also posted a tackle at Louisiana Tech (Nov. 30).

Freshman (2018)

Redshirted season.

Prior to UTSA

Named to Fort Worth Star-Telegram Top 100 Dallas-Fort Worth football recruits ... first-team All-District 7-5A performer as a senior at Arlington Heights HS in Fort Worth ... helped lead the Yellow Jackets to the bi-district round of the playoffs in 2017 ... first-team all-district choice as a junior after posting 35 tackles, including nine for loss ... helped lead Arlington Heights to an 8-3 record and the first round of the playoffs in 2016 ... high school teammate of current Roadrunner Tariq Woolen.

Personal

Born Sept. 15, 1999 ... son of Kevin Nelson ... undeclared major.



Kelechi Nwachuku • #11
Safety • 6-0 • 200 • So.-1L
McAllen, Texas
(Memorial HS)

Redshirt Freshman (2019)

Saw action in all 12 contests and drew a starting assignment at safety in the final six games ... registered 36 total tackles, 23 solo stops, one tackle for loss and three pass breakups ... tallied a season-high nine tackles at Louisiana Tech (Nov. 30) ... posted six stops, including one for a 4-yard loss, versus Florida Atlantic (Nov. 23) ... also made six tackles at Texas A&M (Nov. 2) ... had two tackles and a pair of PBUs against UAB (Oct. 12) ... logged three tackles in his first career start, a 31-27 victory over Rice (Oct. 19) ... also had three stops in the 24-23 win at Old Dominion (Nov. 9) ... Conference USA Commissioner's Honor Roll member.

Freshman (2018)

Played in three games ... redshirted season ... C-USA Commissioner's Honor Roll member.

Prior to UTSA

District 30-6A Defensive Newcomer of the Year and honorable mention all-state selection as a senior at McAllen Memorial HS ... posted 163 tackles (110 solo), six tackles for loss, nine pass breakups, two forced fumbles, one fumble recovery and an interception ... helped the Mustangs to a 9-2 record, the district championship and area round of the playoffs in 2017 ... garnered second-team academic all-state honors as a senior ... first-team All-District 12-4A Division II pick at outside linebacker and second-team all-district selection at running back as a junior at Hardin-Jefferson High School ... helped the Hawks to the area round of the playoffs in 2016.

Personal

Born Feb. 22, 2000 ... son of Bisi and Myra Nwachuku ... pre-business major.



Josh Oatis • #78
Offensive Line • 6-5 • 330 • Sr.-2L
Gulfport, Miss.
(West Harrison HS)

Redshirt Junior (2019)

Saw action in six contests, primarily on special teams.

Redshirt Sophomore (2018)

Played in nine games, primarily on special teams.

Redshirt Freshman (2017)

Appeared in one contest, the 44-14 win at Texas State (Sept. 23).

Freshman (2016)

Redshirted.

Prior to UTSA

Played on both sides of the ball and even caught a 16-yard touchdown pass during his senior year ... earned first-team All-Region 4-5A accolades as a senior ... the first Football Bowl Subdivision signee in school history ... coached by Sean Harden ... also a member of the basketball team.

Personal

Born Oct. 28, 1997 ... son of Ester and Tommie Oatis ... pre-business major.



Tykee Ogle-Kellogg • #11
Wide Receiver • 6-4 • 210 • So.-1L
Alcoa, Tenn.
(Alcoa HS)

Sophomore (2019)

Appeared in the first three contests before suffering a season-ending injury ... caught six passes for 57 yards and a touchdown ... hauled in a 36-yard TD pass in the season-opening win over UIW (Aug. 31) ... was on the receiving end of four passes for 15 yards at Baylor (Sept. 7) ... had a 6-yard reception versus Army (Sept. 14).

Freshman (2018)

Played in 11 games with six starts ... had 14 catches for 179 yards and a team-leading three touchdowns ... opened the year with receptions in five straight games ... grabbed two balls for 18 yards in his collegiate debut at Arizona State (Sept. 1) ... had a pair of catches for 18 yards versus Baylor (Sept. 8) ... totaled three catches for 38 yards at Kansas State (Sept. 15) ... had two receptions for a season-best 41 yards and a TD in the 30-21 win over UTEP (Sept. 29) ... made an acrobatic catch in the end zone on a seven-yard pass for his first career TD in the 25-21 victory against Texas State (Sept. 22) ... had a season-long 36-yard reception for a score versus FIU (Nov. 10).

Prior to UTSA

Named 2016 Tennessee Titans Mr. Football Awards Class 3A Back of the Year ... also earned all-state honors after posting 39 receptions for 808 yards and 12 touchdowns as a junior ... helped the Tornadoes to the Tennessee Class 3A State Championship.

Personal

Born June 17, 1999 ... son of Ranetta Ogle and Myron Kellogg ... multidisciplinary studies major.

« MEET THE ROADRUNNERS »



Matthew Ojeda • #62
Offensive Line • 5-11 • 290 • Sr.-SQ
San Antonio, Texas
(International School of the Americas)

Junior (2019)

Did not see any game action.

Sophomore (2018)

Did not appear in any games.

Prior to UTSA

Attended International School of the Americas, competing in football for one year, wrestling for two years and track & field for three years.

Personal

Born May 2, 1998 .. son of Lisa and David Ojeda ... has a brother, Joshua ... exercise science major.



Bosah Osakwe • #75
Offensive Line • 6-2 • 300 • Sr.-1L
Antioch, Calif.
(Deer Valley HS/Contra Costa [Calif.] JC)

Redshirt Junior (2019)

Saw action in the Baylor contest.

Redshirt Sophomore (2018)

Played in six games off the bench on the offensive line, primarily at center ... helped UTSA to victories against Texas State (Sept. 22), UTEP (Sept. 29) and Rice (Oct. 6).

Prior to UTSA

Played freshman season at Contra Costa [Calif.] Junior College ... rated as a three-star prospect ... earned first-team all-conference honors in the Bay-6 Community College Conference as a freshman in 2016.

Personal

Multidisciplinary studies major.



Antonio Parks • #4
Safety • 5-9 • 190 • Sr.-1L
Reserve, La.
(East St. John HS/Arizona)

Redshirt Junior (2019)

Played in 11 games in his first season with the Roadrunners ... posted 10 total tackles, including eight solo stops, and forced a fumble ... logged a season-high five tackles at Texas A&M (Nov. 2) ... recorded a pair of stops and caused a fumble versus UAB (Oct. 12) ... also had two tackles in the 31-27 win over Rice (Oct. 19) ... Conference USA Commissioner's Honor Roll member.

Prior to UTSA

Played cornerback and on special teams for two years at Arizona ... appeared in 24 career games for the Wildcats and posted nine tackles (six solos) and a pass breakup ... recorded seven tackles and a PBU as a redshirt freshman in 2017 ... redshirted in 2016 after enrolling in January a grayshirt ... all-state defensive back for head coach Phil Banko at East St. John High School in Reserve, La. ... two-time all-district performer ... ranked as the No. 85 athlete nationally by ESPN ... rated as the No. 3 safety in Louisiana for the Class of 2015 by Scout.com ... also competed on the track & field team.

Personal

Born December 2, 1995 ... son of Alex Henderson and Melba Parks ... has four brothers and one sister.



Dominic Pastucci • #66
Offensive Line • 6-5 • 315 • Sr.-3L
Pflugerville, Texas
(Hendrickson HS)

Junior (2019)

Saw action in all 12 games and earned three starts on the offensive line ... logged time at guard and tackle, as well as on special teams ... started at left guard and helped UTSA register 320 yards on the ground — the third-best single-game total in school history — behind two 100-yard rushers in the 26-16 road win at UTEP (Oct. 5) ... key part of a line that helped pave the way for Freshman All-America running back Sincere McCormick, who rushed for 983 yards and eight touchdowns and broke the program's single-season all-purpose yardage mark with 1,177 yards.

Sophomore (2018)

Played in 11 games as a reserve offensive lineman and on special teams ... helped UTSA to victories against Texas State (Sept. 22), UTEP (Sept. 29) and Rice (Oct. 6).

Freshman (2017)

Played in nine contests and drew four starts ... was on the field for the first play from scrimmage in the UTEP, FIU, UAB and Marshall games ... helped the offense rush for 2,030 yards and pass for 2,231 yards ... saw action in the 44-14 rout of Texas State (Sept. 23) and helped UTSA set single-game records for total (569) and rushing (357) yards.

Prior to UTSA

Combined good size with solid footwork, especially in the running game, at the prep level ... picked up second-team All-District 13-6A accolades as a senior ... helped club post nine victories as a junior ... coached by Chip Killian ... also a member of the track & field squad.

Personal

Full name is Dominic Antonio Pastucci ... born April 30, 1999 ... son of Tony and Tresa Pastucci ... kinesiology major.



Donovan Perkins • #43
Linebacker • 5-10 • 230 • Jr.-1L
Zachary, La.
(Zachary HS)

Redshirt Sophomore (2019)

Did not see any game action.

Redshirt Freshman (2018)

Played in all 12 games, primarily on special teams ... finished with four tackles, including one in kickoff coverage ... had a tackle in his collegiate debut in the season opener at Arizona State (Sept. 1) ... recorded a pair of tackles versus Louisiana Tech (Oct. 13) ... posted one stop at Kansas State (Sept. 15).

Freshman (2017)

Redshirted ... Conference USA Commissioner's Honor Roll member.

Prior to UTSA

Earned all-metro and first-team All-District 4-5A honors as a senior after registering 103 tackles, including 12 tackles for loss and five sacks, as well as four forced fumbles as a senior ... recorded 144 stops, six sacks, three forced fumbles and a pair of interceptions for the Louisiana Class 5A Champions as a junior ... team posted a 14-1 record en route to the state title ... coached by David Brewerton.

Personal

Full name is Donovan Lyle Perkins ... born April 28, 1999 ... son of Lyle and Yvette Perkins ... kinesiology major.

« MEET THE ROADRUNNERS »



Jarret Preston • #47
Safety • 5-11 • 210 • So.-1L
Missouri City, Texas
(Ridge Point HS)

Redshirt Freshman (2019)

Saw action in all 12 contests, primarily on special teams ... registered seven total tackles and three solo stops ... led UTSA with seven special teams tackles, four as a member of the kickoff coverage unit and three with the punt team ... posted a pair of tackles versus UAB (Oct. 12) ... had a solo stop apiece at Baylor (Sept. 7) and North Texas (Sept. 21).

Freshman (2018)

Played in four games off the bench ... redshirted season.

Prior to UTSA

Earned first-team All-District 20-6A accolades at safety as a senior at Ridge Point HS ... recorded 51 tackles (41 solo), two interceptions and a fumble recovery in 2017 ... helped the Panthers to a 9-2 record, their second straight district title and the second round of the playoffs that season ... academic all-district selection as a senior ... first-team all-district performer at outside linebacker as a junior after posting 69 tackles, six tackles for loss, one sack, two pass breakups, two fumble recoveries and a pair of interceptions, including a pick-six ... helped lead Ridge Point to an 11-1 record, a district championship and the second round of the playoffs in 2016 ... posted 57 stops and four TFLs as a sophomore.

Personal

Born Dec. 4, 1999 ... son of John and Normanique Preston ... pre-business major.



Ken Robinson • #21
Cornerback • 5-11 • 170 • Fr.-RS
Grand Prairie, Texas
(South Grand Prairie HS)

Freshman (2019)

Played in four games and used his redshirt season ... recorded his first career tackle — a solo stop — at Baylor (Sept. 7) ... also saw action against UIW (Aug. 31), North Texas (Sept. 21) and Louisiana Tech (Nov. 30) ... Conference USA Commissioner's Honor Roll member.

Prior to UTSA

Speedy and athletic cornerback for head coach Brent Whitson at South Grand Prairie High School in the Dallas-Fort Worth Metroplex ... earned first-team all-district honors at returner and second-team accolades at defensive back in 2018 ... helped the Warriors advance to the Class 6A Division playoffs as a senior ... first-team all-district performer as a junior ... his fourth-quarter interception secured a win against Cedar Hill and clinched a spot in the Class 6A Division I playoffs ... the Warriors advanced to the area round of the playoffs that season.

Personal

Born November 20, 2000 ... son of Kenneth and Tashara Robinson ... has two sisters, Kenya and Kennedy and one brother, Kent.



Brandon Rolfe • #60
Offensive Line • 6-3 • 280 • Jr.-RS
Commerce, Texas
(Commerce HS/Ellsworth [Iowa] CC)

Junior (2019)

Played in the season-opening victory over UIW (Aug. 31) ... used his redshirt season.

Prior to UTSA

Physical and experienced offensive lineman for head coach Tony Haynes at Ellsworth Community College in Iowa Falls, Iowa ... helped the Panthers compile 2,275 total yards in 2018, including providing protection for a passing attack that racked up 1,515 yards ... top-40 ranked JUCO offensive lineman by both 247Sports and GridironRR.com ... spent his freshman season at New Mexico Military Institute ... 2015 District 6-3A Defensive Player of the Year as a senior under head coach Jeff Cleveland at Commerce High School ... registered 40 tackles and five sacks as a defensive end and tackle ... helped lead the Tigers to seven wins and the area round of the Class 3A Division playoffs as a junior.

Personal

Born March 27, 1997 ... son of Anthony Rolfe and Bridgette Esheley ... cousin, Josh Watson, played collegiately at Colorado State and signed as a free agent with the Denver Broncos in April 2019 ... has one sister and one brother.



Jahmal Sam • #13
Safety • 5-10 • 185 • So.-1L
New Orleans, La.
(Warren Easton HS)

Freshman (2019)

Played in all 12 games and earned starts at cornerback in the final two contests ... recorded 24 total tackles, 19 solo stops, two forced fumbles and a half-tackle for loss ... posted five tackles, including four solo stops, and a half-tackle behind the line of scrimmage in his first career start versus Florida Atlantic (Nov. 23) ... made five solo tackles and forced a fumble against Southern Miss (Nov. 16) ... registered five tackles and a forced fumble at Baylor (Sept. 7) ... had three stops at Louisiana Tech (Nov. 30) ... turned in a pair of tackles in the 31-27 win against Rice (Oct. 19) ... also saw action as a kick returner ... returned 17 kickoffs for 315 yards (18.5 avg.) ... had a season-long 35-yard return at Texas A&M (Nov. 2) ... had five returns for 94 yards, including a 23-yarder, in the 24-23 win at Old Dominion (Nov. 9) ... returned a kick 22 yards at Louisiana Tech.

Prior to UTSA

Standout two-way player for head coach Jerry Phillips at Warren Easton High School in New Orleans ... named the 2018 LSWA Class 4A Outstanding Defensive Player and first-team all-state at defensive back ... District 9-4A Defensive MVP ... had 55 tackles, three sacks, two forced fumbles and six interceptions — three of which he returned for touchdowns, as a senior ... scored 25 touchdowns as a running back in 2018 ... had a 96-yard rushing touchdown, a 98-yard kickoff return for a TD, a 10-yard touchdown reception and a 55-yard interception return for a score in a state quarterfinal playoff win against Shreveport Northwood ... rushed for 368 yards and 5 TDs in one game ... helped the Eagles advance to the state title game against district rival Edna Karr High School ... also was a standout for the track & field team ... advanced to the state meet in both the 110-meter and 300m hurdles and with the 4x100m relay team as a senior.

Personal

Born January 3, 2001 ... son of Alred Luke and Candace Wilson ... has one sister and two brothers.

« MEET THE ROADRUNNERS »



Suddin Sapien • #14
Quarterback • 6-3 • 225 • Fr.-RS
Midland, Texas
(Midland HS)

Freshman (2019)
Redshirted.

Prior to UTSA

Standout two-way threat at quarterback for head coach Tim Anuskiewicz at Midland High School ... threw for 3,677 yards and 27 touchdowns and ran for 1,881 yards and 35 TDs during the final two seasons of his prep career ... passed for 2,211 yards and 13 touchdowns and rushed for 1,246 yards and 26 TDs as a senior ... racked up 511 yards of offense and four TDs against El Paso Franklin, as he completed 25-of-46 passes for 320 yards and two touchdowns and rushed for 191 yards and a pair of scores ... also posted 300-yard passing games against Harlingen (337) and Midland Lee (306) ... ran for 220 yards and four scores against El Paso Pebble Hills ... posted five total 100-yard games on the ground, including 202 and four TDs versus Wolfforth Frenship ... passed for 232 yards and two touchdowns and ran for 173 and four TDs in a loss to El Paso Franklin in the first round of the Class 6A Division I playoffs ... garnered second-team All-District 2-6A accolades as a junior ... passed for 1,466 yards and 14 TDs and ran for 635 yards and nine scores in 2017 ... helped guide the Bulldogs to the first round of the Class 6A Division II playoffs that season ... enrolled at UTSA in January 2019.

Personal

Born May 5, 2000 ... son of Ken and Ruby Sapien ... has two sisters, Shalisa and Zoe ... pre-engineering major.



Gavin Sharp • #87
Tight End • 6-5 • 250 • Jr.-2L
Leander, Texas
(Rouse HS)

Sophomore (2019)

Saw action in 11 contests and made four starts at tight end ... caught 11 passes for 74 yards and a touchdown ... made three receptions for 18 yards, including a 5-yard TD, in the 35-7 win against UIW (Aug. 31) ... had three catches for 23 yards versus Army (Sept. 14) ... was on the receiving end of a pair of passes for 20 yards at Texas A&M (Nov. 2) ... had a 9-yard reception in the 31-27 victory over Rice (Oct. 19).

Freshman (2018)

Played in all 12 games with eight starts ... had 16 catches for 114 yards ... notched a stretch of eight straight games with a reception ... hauled in five passes for 26 yards in the 25-21 win over Texas State (Sept. 22) ... caught two passes for 42 yards, including a season-long 36-yard grab, at UAB (Nov. 3) ... had two catches for 26 yards versus FIU (Nov. 10).

Personal

Born September 12, 1998 ... son of Michael and Sharon Palchaud ... has two sisters, Rozlyn and Jazymn, and two brothers, Ayden and Bowen ... multidisciplinary studies major.



Dominic Sheppard • #44
Linebacker • 6-2 • 245 • Sr.-SQ
Miami, Fla.
(Gulliver Prep HS/Virginia)

Junior (2019)

Played in three games ... recorded a tackle at North Texas (Sept. 21) ... also saw action against Baylor (Sept. 7) and Louisiana Tech (Nov. 20) ... Conference USA Commissioner's Honor Roll member.

Prior to UTSA

Graduate transfer from Virginia who came to UTSA with two years of eligibility remaining ... redshirted for the Cavaliers in 2015, did not play in 2016 and appeared in three games during the 2017 campaign before suffering a season-ending injury during 2018 preseason camp ... standout outside linebacker and fullback for head coach Earl Sims at Gulliver Prep High School in Miami ... Florida High School Athletic Association second-team all-state and Miami Herald AP Class 4A second-team all-state honoree at linebacker ... played for the East team in the 2015 Semper Fidelis All-American Bowl in Carson, Calif. ... registered 388 tackles and forced 10 fumbles during his prep career ... also played basketball.

Personal

Son of David and Elveta Sheppard ... has two brothers, David and Demetrius.



Ryan Shockency • #22
Safety • 6-1 • 180 • So.-TR
Rosenberg, Texas
(Lamar Consolidated HS/Mary Hardin-Baylor)

Sophomore (2019)

Did not appear in any games.

Prior to UTSA

Walk-on transfer from Mary Hardin-Baylor, who did not play in any games as a true freshman in 2018 ... two-way standout at Lamar Consolidated High School ... second-team all-district selection as a senior ... selected to play in the 2018 Bayou Bowl ... also competed for the track & field team.



Cade Stanley • #31
Safety • 6-0 • 180 • Jr.-SQ
San Marcos, Texas
(San Marcos HS)

Sophomore (2019)

Did not play in any games ... walk-on who joined the team in Spring 2019.

Prior to UTSA

Versatile player who saw action at quarterback and wide receiver at San Marcos High School.



Cade Stoeber • #81
Wide Receiver • 5-11 • 190 • Sr.-SQ
Wimberley, Texas
(Wimberley HS)

Redshirt Freshman (2019)

Did not appear in any games ... Conference USA Commissioner's Honor Roll member.

Freshman (2018)

Redshirted ... C-USA Commissioner's Honor Roll member.

« MEET THE ROADRUNNERS »

Prior to UTSA

Standout wide receiver at Wimberley High School, where he was a teammate of UTSA quarterback Jordan Weeks ... 2017 District 13-4A Division II MVP ... caught 77 passes for 1,312 yards and 15 touchdowns as a senior to help lead the Texans to a 13-2 record, the District 13-4A Division II Championship and the state semifinals of the Class 4A Division II playoffs in 2017 ... also had 11 carries for 215 yards and three TDs during his final campaign ... also a member of the track & field team.



Dadrian Taylor • #7
Safety • 5-11 • 180 • Jr.-2L
Shiner, Texas
(Shiner HS)

Redshirt Sophomore (2019)

Saw action in 10 contests ... registered nine total tackles, eight solo stops and an interception ... three of his tackles came on special teams, including a pair with the kickoff coverage team ... posted a pair of solo tackles and returned an interception 58 yards for a touchdown at Texas A&M (Nov. 2) ... that play ranks as the third-longest INT return in program history ... posted four solo tackles in the season-opening 35-7 win over UIW (Aug. 31) ... made two tackles versus Southern Miss (Nov. 16).

Redshirt Freshman (2018)

Played in 12 games with two starts in the secondary ... finished the year with 12 tackles and two pass breakups ... had a season-best three tackles against FIU (Nov. 10) ... had two stops each versus Southern Miss (Oct. 20), UAB (Nov. 3) and North Texas (Nov. 24) ... recorded one stop apiece against UTEP (Sept. 29), Louisiana Tech (Oct. 13) and Marshall (Nov. 17).

Freshman (2017)

Redshirted.

Prior to UTSA

Two-way standout (running back/wide receiver/safety) who was a threat to score every time he touched the ball at the prep level (also returned kickoffs and punts) ... earned honorable mention all-state and first-team all-area accolades on offense as a senior ... was tabbed the District 15-2A Division I Offensive Player of the Year and first-team all-district on defense in each of his final two seasons ... accumulated 1,702 rushing yards and scored 32 TDs en route to first-team all-area laurels as a junior ... led the team to a 13-1 record that season ... coached by Steven Cerny.

Personal

Born Nov. 6, 1998 ... son of Leonard Taylor and Barbara Curtis ... younger brother, Donyai, is a freshman linebacker for UTSA ... multidisciplinary studies major.



Leroy Watson • #4
Tight End • 6-5 • 260 • Sr.-1L
Snellville, Ga.
(Shiloh HS/Hutchinson [Kan.] CC)

Junior (2019)

Played in all 12 games and earned a start at tight end in 10 contests ... caught four passes for 56 yards and a touchdown in his debut season with UTSA ... had a 2-yard TD reception against Florida Atlantic (Nov. 23) ... hauled in a season-long 37-yard pass versus Army (Sept. 14) ... was on the receiving end of a 12-yard pass in the season-opening 35-7 win over UIW (Aug. 31) ... caught a 5-yard pass against Southern Miss (Nov. 16).

Prior to UTSA

Two-year letterwinner at tight end for head coach Rion Rhodes at Hutchinson [Kan.] Community College ... earned first-team All-Jayhawk Conference honors in 2018 ... regarded as one of the top tight ends in the NJCAA ... caught six passes for 88 yards and a touchdown as a sophomore ... helped

the Blue Dragons to a 9-3 record, a final No. 8 national ranking and a 35-6 win against Navarro College in the Salt City Bowl ... had a 24-yard TD reception in a 27-13 victory over Butler CC ... caught a 25-yard pass in a 61-21 win against Fort Scott CC ... collected honorable mention all-conference accolades in 2017 ... hauled in six passes for 51 yards and a TD as a freshman ... had two receptions against both Highland CC and Ellsworth CC that season ... two-way standout at tight end and defensive end for head coach Ryan Andrews at Shiloh High School in Snellville, Ga. ... enrolled at UTSA in January 2019.

Personal

Born June 10, 1998 ... has three sisters and one brother ... multidisciplinary studies major ... enjoys playing the piano at a local church in his spare time.



Jordan Weeks • #15
Quarterback • 6-4 • 225 • So.-SQ
Wimberley, Texas
(Wimberley HS)

Redshirt Freshman (2019)

Saw action in three contests at quarterback ... completed 38 of 66 passes for 451 yards and a pair of touchdowns ... was 8 of 11 (72.7%) for 123 yards, including a 24-yard TD strike to Carlos Strickland II against Florida Atlantic (Nov. 23) ... earned the starting nod in the season finale and completed 26 of 44 passes for 280 yards and a 6-yard touchdown pass to Sincere McCormick at Louisiana Tech (Nov. 30) ... also threw for 48 yards at Texas A&M (Nov. 2) ... Conference USA Commissioner's Honor Roll member.

Freshman (2018)

Appeared in four games and drew three starting assignments at quarterback ... redshirted the season ... completed 26 of 58 passes for 241 yards and one touchdown ... was 2 of 2 in his collegiate debut versus Louisiana Tech (Oct. 13), throwing for 10 yards and rushing for six ... was 12 of 27 for 117 yards and one TD at Southern Miss (Oct. 20) ... threw for 109 yards on 11 of 26 passing, including a season-long of 36 yard completion, at UAB (Nov. 3) ... C-USA Commissioner's Honor Roll member.

Prior to UTSA

Passed for 6,492 yards and 64 touchdowns during his final two prep seasons at Wimberley HS ... honorable mention All-Class 4A selection as a senior ... helped lead the Texans to a 13-2 record, the District 13-4A Division II Championship and the state semifinals of the Class 4A Division II playoffs in 2017 ... completed 253 of 404 passes (62.6 percent) for 4,396 yards and 52 touchdowns and only threw four interceptions and also rushed for 223 yards and three scores during his final campaign ... passed for 2,096 yards and 12 touchdowns and rushed for 157 yards and six TDs as a junior while leading the Texans to a 10-3 record and a trip to the regional semifinals ... honorable mention all-state and first-team all-district honoree in 2016 ... also an all-district performer for the baseball team.

Personal

Born May 18, 1999 ... son of Greg and Lisa Weeks ... undeclared major.

« MEET THE ROADRUNNERS »



Rashad Wisdom • #0
Safety • 5-10 • 205 • So.-1L
Converse, Texas
(Judson HS)

Freshman (2019)

Conference USA All-Freshman Team selection as a defensive back ... made all 12 starts at safety as a true freshman ... registered 44 total tackles, 31 solo stops, 5.5 tackles for a loss, a pair of sacks and one quarterback hurry in his debut campaign ... picked off his first career pass and returned it 34 yards for a touchdown in the win over Rice (Oct. 19) ... tallied a season-high 10 tackles and forced a fumble against Florida Atlantic (Nov. 23) ... had six tackles against Army (Sept. 14) ... recorded four tackles in the win at UTEP (Oct. 5) ... also had four tackles against North Texas (Sept. 21) and UAB (Oct. 12) ... came up with his first career fumble recovery to go along with three stops versus Louisiana Tech (Nov. 30) ... caught a 22-yard pass from Lucas Dean on a fake punt play for a first down against Army (Sept. 14) ... Conference USA Commissioner's Honor Roll member.

Prior to UTSA

Posted 218 tackles, seven interceptions, 14 pass breakups, four fumble recoveries and a pair of forced fumbles during his three-year career at Converse Judson ... honorable mention all-state and unanimous first-team All-District 27-6A selection as a senior under head coach Sean McAuliffe ... tallied 83 tackles (43 solos), three interceptions, including two that were returned for touchdowns, six PBUs, one forced fumble and an 87-yard fumble return his final season ... versatile athlete who also rushed for 161 yards and three TDs and caught four passes for 135 yards and a score ... helped lead the Rockets to a 13-1 record, a district championship and the Class 6A Division I quarterfinal round of the playoffs in 2018 ... first-team all-district and honorable mention all-state selection as a junior ... posted 82 tackles, two interceptions, including one returned for a TD, a pair of pass breakups and a fumble recovery in 2017 ... also rushed for 301 yards and six TDs that season ... helped the Rockets to a 10-2 record and the area round of the playoffs as a junior ... collected first-team all-district accolades as a sophomore ... registered 53 tackles, six PBUs, two interceptions, two fumble recoveries, including one that was returned for a score, and one forced fumble in 2016 ... Dave Campbell's Texas Football Top 300 prospect ... enrolled at UTSA in January 2019.

Personal

Born June 6, 2001 ... son of Richard and Diana Wisdom ... father played for the United States 16U squad at the 1989 FIFA World Cup ... has three brothers ... pre-business major.



Solomon Wise • #8
Linebacker • 6-4 • 245 • Sr.-2L
Coppell, Texas
(Coppell HS)

Redshirt Junior (2019)

Saw action in eight contests ... recorded two solo tackles, one sack and a pass breakup ... had a sack for a loss of seven yards in the 26-16 win at UTEP (Oct. 5) ... made a solo stop in the season-opening 35-7 victory over UIW (Aug. 31) ... broke up a pass against UAB (Oct. 12).

Redshirt Sophomore (2018)

Played in four games on the defensive line and on special teams ... finished with five tackles, including two behind the line of scrimmage ... had two tackles and a tackle for loss in the season opener at Arizona State (Sept. 1) ... had three stops and a TFL at Kansas State (Sept. 15) ... blocked a kick in the season finale versus North Texas (Nov. 24).

Sophomore (2017)

Redshirted season.

Freshman (2016)

Appeared in 12 games ... posted five tackles (4 solos/1 assist), including a season-best two against North Texas (Oct. 29).

Prior To UTSA

Earned second-team All-District 7-6A laurels as a senior after racking up 36 tackles, eight TFLs, five sacks, 17 quarterback hurries and three forced fumbles ... coached by Mike DeWitt.

Personal

Born Nov. 13, 1997 ... son of Sheila and Deatrich Wise Sr. ... brother, Deatrich Wise Jr., played collegiately at Arkansas and currently is a member of the New England Patriots ... brother, Daniel, played collegiately at Kansas and for the Dallas Cowboys ... communication major.



Tariq Woolen • #20
Cornerback • 6-5 • 210 • Jr.-2L
Fort Worth, Texas
(Arlington Heights HS)

Redshirt Sophomore (2019)

Saw action in nine games and earned three starts at wide receiver ... spent majority of the season on offense before making the move to cornerback in the final weeks ... caught nine passes for 105 yards ... averaged 11.7 yards per reception ... had two catches for 33 yards, including a 19-yarder, in the 31-27 victory over Rice (Oct. 19) ... was on the receiving end of a pair of passes for 16 yards in the 26-16 win at UTEP (Oct. 5) ... had two receptions for 14 yards versus UAB (Oct. 12) ... had a season-long 25-yard catch at North Texas (Sept. 21) ... caught a 10-yard pass in the 356-7 win against UIW (Aug. 31).

Redshirt Freshman (2018)

Played in 12 games with three starts ... recorded 15 catches for 158 yards and one touchdown ... hauled in three catches for 51 yards, including a season-long 33-yarder, in the season opener at Arizona State (Sept. 1) ... was on the receiving end of a pair of passes in the 25-21 victory over Texas State (Sept. 22) ... had three receptions for 33 yards, including a 15-yard TD in the season finale versus North Texas (Nov. 24) ... recorded a 23-yard catch in the 20-3 triumph at Rice (Oct. 6) ... grabbed two passes for 20 yards versus Louisiana Tech (Oct. 13).

Freshman (2017)

Redshirted ... Conference USA Commissioner's Honor Roll member.

Prior to UTSA

Had a team-leading 31 receptions for 536 yards (17.3 avg.) and 10 touchdowns en route to first-team All-District 7-5A honors as a senior ... helped lead the team to an 11-1 record as a junior ... also an all-district performer in basketball who was tabbed Newcomer of the Year as a junior ... coached by Phil Young ... member of the track & field team.

Personal

Born May 2, 1999 ... son of Jerome Woolen and Nola Davis ... has one sister and one brother ... kinesiology major.



« MEET THE ROADRUNNERS »

NEWCOMERS



Josh Adkins • #13
Quarterback • 6-2 • 215 • Jr.-TR
Spring Branch, Texas
(Smithson Valley HS)

Prior to UTSA

Graduate transfer from New Mexico State who will have two years of eligibility remaining ... started 20 games and played in 22 over the past two seasons ... threw for 5,151 yards and 27 touchdowns on 497-of-830 passing during his two-year career with the Aggies ... started all 12 contests and completed 275 of 437 passes (62.9%) for 2,588 passing yards and 14 touchdowns as a redshirt sophomore in 2019 ... topped the 300-yard mark twice, including throwing for a season-high 335 and three TDs on 30-of-47 passing at New Mexico and tossing for 316 and a pair of scores on a 28-of-38 effort through the air versus UIW ... completed 71.4% (25-35) against Mississippi, was 28 of 42 (66.7%) for 221 yards at Washington State and converted 19 of 30 attempts (63.3%) at Alabama ... played in 10 games and drew eight starts under center in 2018 after redshirting in 2017 ... completed 222 of 393 passes for 2,563 yards and 13 touchdowns and also rushed for 117 yards ... eclipsed the 300-yard passing mark in three of his eight starts and averaged 256 passing yards per game ... converted on 34-of-51 passes for 402 yards and four touchdowns in a home win against Liberty in his second career start ... was 32 of 44 for 396 yards and four touchdowns versus Alcorn State ... three-year starter at San Antonio area prep powerhouse Smithson Valley for head coach Larry Hill ... threw for a program-leading 6,831 yards and 66 passing touchdowns, while also rushing for 1,177 yards and 34 TDs during his career ... set a single-season record with 2,985 passing yards and 28 touchdowns as a junior ... was named the San Antonio Sports All Star Football Game MVP, San Antonio Express-News Area Offensive Player of the Year and District 27-6A Offensive Player of the Year following his senior season in 2016 ... was a second-team all-area as a junior and first-team all-district as a sophomore.

Personal

Son of Steven and Sandra Adkins.

Jabari Aiken • #22
Wide Receiver • 5-8 • 175 • So.-Tr
San Antonio, Texas
(Johnson HS/Georgia State)

Prior to UTSA

Transfer from Georgia State who redshirted in 2018 and did not see any action in 2019 ... two-year starter for head coach Ron Rittimann at San Antonio Johnson High School ... earned first-team all-district honors at defensive back and return specialist as a senior in 2017 ... was a second-team all-district pick at both positions as a junior ... broke up 12 passes, had a pair of interceptions and scored four touchdowns during his two-year prep career ... also helped lead the track & field team to back-to-back district crowns as a sprinter ... clocked a 10.82 in the 100 meters and a 22.5 in the 200m and was a member of the district champion 4x100m relay team.

Personal

Born Oct. 11, 1999, in Jackson, Miss. ... son of Jarrett Aiken and Tammy Aiken ... has two brothers, Jonathan and Joshua, and one sister, Ebony ... plans to major in finance with a minor in economics.



Ernesto Almaraz • #64
Offensive Line • 6-4 • 280 • So.-TR
Los Angeles, Calif.
(Salesian HS/East Los Angeles College)

Prior to UTSA

Standout offensive lineman as a true freshman in 2019 for head coach Bobby Godinez at East Los Angeles College ... earned second-team All-National Division Northern League honors from the Southern California Football Association in 2019 ... helped pave the way for an offense that compiled 1,980 yards through the air and 1,412 on the ground in his only season with the Huskies ... first-team Angelus All-League selection as a senior at Bishop Mora Salesian High School in Los Angeles ... also competed in track & field at Salesian.



Walker Baty • #97
Defensive Line • 6-4 • 260 • Fr.-HS
Liberty Hill, Texas
(Liberty Hill HS)

Prior to UTSA

One of the top defensive linemen in the Central Texas region for head coach Jeff Walker at Liberty Hill High School ... All-CenTex and first-team District 14-4A Division I selection at defensive end ... registered 76 tackles, including 53 solo stops, 18.0 tackles for loss and 11 sacks as a senior ... also recorded four pass breakups, three quarterback hurries, two forced fumbles and a fumble recovery ... posted eight tackles and four sacks in a 44-8 win against West Columbia Charter ... had a pair of sacks in wins over La Feria and El Campo ... named Defensive MVP of the Blue-Grey Football All-American Bowl in January at AT&T Stadium in Arlington ... first-team all-district selection as a junior after posting 50 tackles, 11 tackles for loss and nine sacks ... helped Liberty Hill to a 13-2 record and the 2018 Class 4A Division I state championship game ... also played basketball for the Panthers ... averaged 8.5 points and 6.1 rebounds per game as a junior.



Jake Brandt • #42
Tight End • 6-7 • 210 • Fr.-HS
Richmond, Texas
(Fort Bend Austin HS)

Prior to UTSA

Multi-sport athlete at Fort Bend Austin High School in Sugar Land ... lettered two years in both football and baseball ... caught nine passes for 115 yards and a touchdown as a senior ... academic all-district selection ... played first base and pitched for the baseball team.

Personal

Born Oct. 22, 2001, in Sugar Land, Texas ... son of Steve and Julie Brandt ... has two sisters, Megan and Jessica ... plans to major in business.

« MEET THE ROADRUNNERS »

Jordan Brown • #63
Offensive Line • 6-3 • 325 • Fr.-HS
Manvel, Texas
(Manvel HS)

Prior to UTSA

Standout on the offensive line for head coach Kevin Hall at Manvel High School ... registered 47 pancakes as a senior to help the Mavericks reach the Region III final of the 2019 Class 5A Division II playoffs.

Personal

Born June 4, 2002, in Rosharon, Texas ... son of Richard and Rayana Brown ... has one brother, Tyler Starling, and two sisters, Tamia Brown and Taylor Starling ... plans to major in construction management.



JayVeon Cardwell • #16
Cornerback • 6-0 • 175 • So.-TR
Cibolo, Texas
(Steele HS)

Prior to UTSA

Transfer from Oklahoma State who saw action in one game as a true freshman in 2018 for the Cowboys ... all-state defensive back for head coach David Saenz at Steele High School ... finished his high school career with 11 interceptions ... helped guide the Knights to the 2017 Class 6A Division II regional final as a senior ... recorded 41 tackles, including 24 solo stops ... intercepted three passes and defended seven total ... returned his three interceptions for a combined 121 total yards, including one for a touchdown ... second-team TSWA Class 6A all-state selection and honorable mention APSE all-state honoree as a junior ... first-team All-District 27-6A selection in 2016 after racking up 54 tackles, three tackles for loss, a team-best seven interceptions — including one that was returned for a TD — and a team-high three fumble recoveries ... led Steele to a 14-2 (7-0 district) record and a Class 6A Division II state runner-up finish in 2016 ... played basketball at Steele and was part of the 2015-16 squad that finished with a 32-4 record and advanced to the Class 6A state semifinals ... also a member of the track & field team.

Personal

Born April 13, 2000, in Fort Campbell, Ky. ... son of James and LaTasha Cardwell ... cousin, Raheem Cardwell, played football at Prairie View A&M.



Gregory Clayton Jr. • #83
Wide Receiver • 5-11 • 175 • Jr.-TR
Lutcher, La.
(Lutcher HS/Trinity Valley [Texas] CC)

Prior to UTSA

Transfer from Trinity Valley Community College, where he played wide receiver for head coach Sherard Poteete in 2019 ... caught 10 passes for 96 yards and a touchdown in six games as a sophomore to help lead the Cardinals to a 7-4 record and an appearance in the Midwest Classic Bowl ... had two receptions for 31 yards in a 45-44 victory over Navarro College ... also had two catches, including a TD, in a 52-24 win against Air Force Prep ... spent his freshman season at Navarro College, where he hauled in 16 passes for 143 yards and a score in 2018 ... caught a season-high six passes for 61 yards against Kilgore College ... standout prep receiver at Lutcher High School near New Orleans ... had 184 receptions for 2,497 yards and 32 touchdowns during his career ... also played basketball and baseball at the prep level.

Personal

Born Dec. 15, 1998, in Convent, La. ... son of Gregory and Betty Clayton ... plans to major in business.



Kaedric Cobbs • #21
Running Back • 5-10 • 210 • Fr.-HS
Denton, Texas
(Guyer HS)

Prior to UTSA

Standout running back for head coach John Walsh at Denton Guyer High School ... rushed for 5,490 yards and 86 TDs during his varsity career ... was named to the Denton Record Chronicle All-Decade Team ... Dave Campbell's Texas Football Top 300 selection ... consensus first-team all-state and Dallas/Fort Worth All-Area pick in 2019 ... Denton Record-Chronicle All-Area MVP and District 5-6A Co-Offensive Player of the Year ... rushed for 2,641 yards and 42 touchdowns on 304 carries to help lead the Wildcats to a 14-2 record and the Class 6A Division II state championship game ... also caught 19 passes for 180 yards and a score ... led the Metroplex in rushing yards in 2019 ... averaged 8.1 yards per carry and topped 100 yards on the ground in all 16 contests as a senior ... turned in four 200-yard rushing games, including 245 and five TDs in a 50-30 win against Hebron ... had 35 carries for 212 yards and four scores in the 35-17 state semifinal victory over Spring Westfield ... totaled 163 yards and three touchdowns on just six totes in a 53-6 win versus Fossil Ridge ... rushed for 1,487 yards and 19 TDs on 226 carries en route to first-team all-area and all-district accolades as a junior ... 2017 Denton Record Chronicle Offensive Player of the Year, District 6-6A Newcomer of the Year and first-team all-district selection after rushing for 1,362 yards and 25 touchdowns on 182 totes as a sophomore ... carried 125 times for 1,272 yards and 126 scores as a freshman ... was named 2016 All-Texomaland Newcomer of the Year and District-5-4A-II Newcomer of the Year ... also played basketball for two years ... Davey O'Brien High School Scholarship recipient ... first-team THSCA Academic All-State honoree ... valedictorian of his senior class ... member of the National Honor Society.

Personal

Born Aug. 14, 2001 ... son of Bel and Shana Cobbs ... has one brother, Kaedyn ... father played football at Oklahoma Panhandle State ... plans to major in business with a minor in psychology ... appeared as a guest on The Kelly Clarkson Show in May 2020.



Cade Colenback • #52
Deep Snapper • 6-3 • 245 • So.-TR
San Antonio, Texas
(O'Connor HS/Tyler JC)

Prior to UTSA

All-conference selection at deep snapper in 2019 as a true freshman for Tyler Junior College ... standout in two sports at O'Connor High School ... three-year letterwinner in football for head coach David Malesky ... helped the Panthers to back-to-back district titles as a junior and senior ... named O'Connor's Special Teams MVP ... played in the 2019 San Antonio Sports All-Star Game at the Alamodome ... four-year standout for O'Connor's baseball team under his father and head coach David Colenback ... helped the Panthers win four straight district crowns ... batted .408 during his prep career ... all-state selection at first base as a senior ... two-time first-team all-district pick ... also collected all-city honors ... played in several all-star games following his senior season.

Personal

Born June 8, 2000, in San Antonio ... son of David and Lauren Colenback ... has a sister, Laine ... plans to major in kinesiology with plans to become a college strength coach ... comes from an athletic family ... father, David, played football and baseball at Trinity University in San Antonio ... grandfather, William, lettered in track & field at Texas in 1952-54 ... grandfather, Leo Seitz III, is in the Ball State Athletics Hall of Fame after playing football there in 1962-65 before a pro career with the San Antonio Toros of the CFL in 1968-74 ... an uncle, Leo Seitz IV, played football at Texas State in 1995-97 ... a cousin, Russell Dear, played football at UIW.

« MEET THE ROADRUNNERS »

Je'Vaun Dabon
Defensive Back • 6-2 • 180 • Fr.-HS
Houston, Texas
(Cypress Ridge HS)

Prior to UTSA

Star defensive back at Cypress Ridge High School in Houston ... posted 19 tackles, two interceptions, three pass breakups and a forced fumble as a senior in 2019 despite playing in only three games ... registered 44 tackles, 1.5 tackles for loss and five interceptions and was named first-team all-district as a junior.



Josh Davies-Balogun • #86
Linebacker • 6-4 • 240 • Jr.-TR
Richmond, Texas
(Travis HS/Butler [Kan.] CC)

Prior to UTSA

Standout defender for Butler Community College ... posted 53 tackles, 11 tackles for loss and 7.5 sacks as a sophomore for the Grizzlies ... also broke up a pair of passes in 2019 ... recorded 55 tackles, 38 solo stops and two sacks as a senior at Fort Bend Travis High School.



Isaiah Davis • #32
Wide Receiver • 6-2 • 185 • Fr.-HS
El Paso, Texas
(Pebble Hills HS)

Prior to UTSA

Two-year starter at wide receiver for head coach Mark Torres at Pebble Hills High School in El Paso ... first-team all-district and second-team all-city selection as a senior ... caught 58 passes for 912 yards and 14 touchdowns, all school records ... averaged 15.7 yards per reception and 82.9 yards per game ... topped 100 yards receiving in five games, including a season-high 137 and two touchdowns on just five receptions against Americas ... had 126 yards and four TDs on six catches in a win over El Dorado ... hauled in five passes for 82 yards and three scores in a victory against Eastlake ... had 37 catches for 245 yards and four TDs as a junior en route to second-team all-district accolades ... a two-time first-team all-district performer in basketball ... made a pair of all-tournament teams each season ... also a three-year letterman in track & field ... 2019-20 Pebble Hills Senior Male Athlete of the Year.

Personal

Born Dec. 21, 2001, in Leesville, La. ... son of Kevin and Miranda Davis, has one sister, Rachel, and two brothers, Kevin, an offensive lineman for UTSA, and Elijah ... plans to major in kinesiology.



Brennon Dingle • #6
Wide Receiver • 5-10 • 180 • Sr.-TR
Baltimore, Md.
(Perry Hall HS/UMass)

Prior to UTSA

Graduate transfer from UMass who played in 36 games and drew 14 starts over the past three seasons ... caught 63 passes for 838 yards and seven touchdowns, averaging 13.3 yards per reception as a Minuteman ... made 23 catches for 239 yards and a touchdown as a junior in 2019 ... had four receptions for a season-best 66 yards against Northwestern ... hauled in four passes for 65 yards, including a 30-yard TD, versus Coastal Carolina ... finished his sophomore campaign with 19 catches for 269 yards (14.2 avg.) and a pair of touchdowns ... also rushed four times for 72 yards ... had 61 yards and a score on three catches in the win over Duquesne ...

registered three grabs for 45 yards and a TD against USF ... had 21 catches for 330 yards and four TDs for an average of 15.7 yards per reception as a redshirt freshman in 2017 ... was on the receiving end of four passes for 59 yards and two scores against Ohio ... produced 88 receiving yards on four receptions against Georgia Southern and 41 yards on three grabs in a win against BYU ... all-district performer for Perry Hall High School in Baltimore after scoring 13 touchdowns as a senior.

Personal

Son of Griffin and Tavore Dingle.



Dan Dishman • #80
Tight End • 6-6 • 215 • Fr.-HS
League City, Texas
(Clear Falls HS)

Prior to UTSA

One of the top receiving threats in the Greater Houston Area for head coach Zach Head at Clear Falls High School ... garnered first-team All-District 24-6A honors as a senior in 2019 ... had 51 receptions for 983 yards and 11 touchdowns as a senior ... averaged 19.3 yards per catch and 98.3 yards per game ... posted a season-high 212 receiving yards and three scores on nine catches in a 42-34 victory against Clear Brook ... caught five balls for 191 yards and a TD in a 41-33 win over South Houston ... was on the receiving end of eight passes for 141 yards versus Clear Springs ... had nine receptions for 150 yards and three touchdowns in a 69-42 win over Clear Creek ... had 82 yards and a pair of TDs on six receptions in a 49-7 triumph over Texas City ... caught 25 passes for 419 yards and a pair of TDs as a junior in 2018.



Kyle Eaves • #29
Wide Receiver • 5-11 • 160 • Fr.-HS
Austin, Texas
(Lake Travis HS)

Prior to UTSA

All-state wide receiver for head coach Hank Carter at Lake Travis High School, where he also played for current UTSA passing game coordinator and wide receivers coach Will Stein, who was the Cavaliers' assistant head coach and offensive coordinator for his final two seasons ... 2019 District 25-6A Offensive MVP and All-Centex selection after catching 93 passes for 1,503 yards and 15 touchdowns as a senior, helping lead the Cavaliers to the state semifinal round of the playoffs ... had 65 receptions for 1,028 yards and 14 TDs en route to all-state and all-district accolades as a junior ... helped Lake Travis advance to the state semifinals ... had an interception return for a touchdown in the 2017 state championship game versus Allen as a sophomore ... also played baseball for three years.

Personal

Born Aug. 10, 2001, in Dallas ... son of Jason and Heather Eaves ... has one brother, Brett, and a sister, Kailey ... plans to major in marketing.



Cade Edwards • #46
Linebacker • 5-11 • 230 • Fr.-HS
Bastrop, Texas
(Cedar Creek HS)

Prior to UTSA

Three-year starter at linebacker for head coach, and father, Jon Edwards at Cedar Creek High School ... three-time first-team all-district and All-Centex selection ... finished his prep career as the Eagles' all-time leading tackler ... posted 148 tackles, 31 tackles for loss, two forced fumbles and a pair of fumble recoveries as a senior in 2019 ... named first-team all-state and

« MEET THE ROADRUNNERS »

earned a spot on the Centex All-Decade Team in his final year ... District MVP and honorable mention all-state performer as a junior after he registered 121 tackles, 20 tackles for loss, four forced fumbles, two fumble recoveries and a pair of interceptions ... recorded 108 tackles, including 15 tackles for loss, in 2017 ... also forced two fumbles and recovered three as a sophomore ... also a member of the track & field and powerlifting teams ... academic all-state honoree ... member of the National Honor Society.

Personal

Born June 9, 2001, in Houston ... son of Jon and Mandy Edwards ... has one brother, Michael ... plans to major in kinesiology or business.



KJ Elder • #47
Safety • 6-2 • 180 • Fr.-HS
San Antonio, Texas
(Warren HS)

Prior to UTSA

Standout performer at San Antonio Warren High School ... caught 40 passes for 586 yards and 12 touchdowns during his career ... collected first-team all-district honors as a senior in 2019 ... was on the receiving end of 28 passes for 485 yards and 10 TDs in his final campaign ... averaged 38.1 yards per punt with a long of 63 en route to honorable mention accolades as a senior ... also saw time as a place-kicker and kickoff specialist for the Warriors ... earned the program's "Trojan Award" as Offensive MVP in 2019 ... played in the San Antonio Sports All-Star Football Game in January 2020 at the Alamodome.



Shaquan Flagg • #91
Defensive Line • 6-4 • 255 • Fr.-HS
San Antonio, Texas
(Brennan HS)

Prior to UTSA

Standout defensive lineman at San Antonio Brennan High School ... registered 53 total tackles, 26 tackles behind the line of scrimmage and three sacks as a senior in 2019 ... earned second-team all-district honors ... helped lead the Bears to the second round of the state playoffs ... also competed in the shot put for the track & field team.



Ronald Gurley • #29
Defensive Back • 6-2 • 190 • Fr.-HS
Harker Heights, Texas
(Harker Heights HS)

Prior to UTSA

Standout defensive back at Harker Heights High School ... also starred in the sprints and jumps for the track & field team.



Makai Hart • #77
Offensive Line • 6-4 • 295 • Jr.-TR
Clinton, Iowa
(Clinton HS/Trinity Valley [Texas] CC)

Prior to UTSA

Second-team NJCAA All-American on the offensive line for head coach Sherard Poteete at Trinity Valley Community College in Athens, Texas ... first-team All-Southwest Junior College Conference selection as a sophomore ... helped the Cardinals to a 7-4 record, an appearance in the Midwest Classic Bowl and a No. 16 final national ranking in 2019 ... key member of offensive line that helped Trinity Valley average 452.8 yards and 33.6

points per game ... spent his true and redshirt freshman seasons at Ellsworth Community College in Iowa Falls, Iowa ... played football, baseball and basketball at Clinton High School in Clinton, Iowa ... won his high school's Bernie Saggau Award in 2017.



Nate Hawkins • #37
Linebacker • 6-2 • 225 • Fr.-HS
Katy, Texas
(Seven Lakes HS)

Prior to UTSA

Three-year letterman for head coach Jimmy Harmon at Seven Lakes High School ... received the team's Defensive MVP award in each his final two seasons ... three-time academic all-district selection ... helped lead the Spartans to the playoffs as a junior.

Personal

Born Jan. 23, 2002, in Norfolk, Va. ... son of Roy and Denita Hawkins ... has two brothers, Daniel and Gabriel ... plans to major in finance.



Allen Horace II • #16
Tight End • 6-5 • 250 • Fr.-HS
Crockett, Texas
(Crockett HS)

Prior to UTSA

Two-time all-state and three-time all-district performer for head coach Jimmy Thompson at Crockett High School ... Dave Campbell's Texas Football Top 300 selection ... lined up at tight end, defensive end, h-back, outside linebacker and wide receiver during his high school career ... had 85 receptions for 1,500 yards and 20 touchdowns in three seasons as a starter ... had 35 receptions for 552 yards and seven touchdowns as a senior ... helped lead the Bulldogs to a 9-3 record and the area round of the playoffs in 2019 ... had 468 yards and nine TDs receiving as a junior ... also a four-year starter in basketball ... two-time all-state and three-time all-region performer on the hardwood ... scored more than 1,000 points, grabbed 750-plus rebounds and blocked over 350 shots during his career ... averaged 11.2 points, 9.7 rebounds and 2.0 blocks per game en route to District MVP honors in 2019-20 ... averaged 16.0 points, 12.5 rebounds and 2.4 blocks per game as a junior ... also a member of the track & field program where he was a regional qualifier in three different events and helped the Bulldogs win district, area and regional championships.

Personal

Born Aug. 16, 2001, in Crockett, Texas ... son of Allen Horace Sr. and Janetta Almond ... has four brothers and six sisters ... plans to major in kinesiology.



Sustin Irvin II • #34
Cornerback • 5-10 • 175 • Fr.-HS
Katy, Texas
(Seven Lakes HS)

Prior to UTSA

Standout in the secondary at Seven Lakes High School in Katy ... posted 43 tackles, including 24 solo stops, a pair of fumble recoveries, one forced fumble, one interception and a pass breakup as a senior in 2018 ... also returned kickoffs with a season-long 35-yard return ... also a standout for the track & field squad.

« MEET THE ROADRUNNERS »



Jaden Jones • #50
Defensive Line • 6-2 • 300 • Fr.-HS
San Antonio, Texas
(East Central HS)

Prior to UTSA

Standout defensive lineman at East Central High School in San Antonio ... recorded 44 tackles as a senior in 2019 ... garnered first-team all-district accolades following his final campaign ... also competed in the throws for the track & field team.



Magnus Kirby • #51
Linebacker • 6-2 • 205 • Fr.-HS
San Antonio, Texas
(Sam Houston HS)

Prior to UTSA

Two-year starter at linebacker at Sam Houston High School ... first-team all-district performer as a senior in 2019 ... also competed for the track & field team for two years.

Personal

Born on Jan. 1, 2002, in Salt Lake City, Utah ... son of Teresa Brown ... plans to major in kinesiology.



Jamal Ligon • #88
Linebacker • 6-3 • 245 • Fr.-HS
Tyler, Texas
(Lee HS)

Prior to UTSA

All-state performer for head coach Kurt Traylor at Tyler Lee High School ... Dave Campbell's Texas Football Top 300 selection ... second-team All-Class 6A and first-team All-East Texas selection on the defensive line as a senior ... 2019 District 11-6A Utility Player of the Year after seeing action at defensive end, tight end and fullback ... registered 78 tackles, 16 tackles for loss, 11 sacks, two forced fumbles and a pass breakup to help the Red Raiders make the playoffs ... also rushed six times for 31 yards and a touchdown and caught four passes for 69 yards and a pair of touchdowns ... 2018 District 11-6A Utility Player of the Year ... posted 70 tackles and six sacks as a junior ... garnered first-team All-East Texas and all-district honors at fullback and second-team All-East Texas accolades at defensive end ... first-team all-district fullback and second-team all-district outside linebacker as a sophomore ... honorable mention academic all-state honoree.

Personal

Born March 4, 2002, in Lufkin, Texas ... son of Dewayne Ligon and Erika McWilliams ... has two brothers, Dakota and Dalvin ... plans to major in kinesiology.



Jaylon Lott • #26
Running Back • 6-0 • 195 • Fr.-HS
Carrollton, Texas
(Hebron HS)

Prior to UTSA

Two-time first-team All-District 6-6A performer at running back for head coach Brian Brazil at Hebron High School ... Dave Campbell's Texas Football Top 300 selection ... posted 2,027 rushing yards and 22 touchdowns during his prep career ... rushed for 626 yards and 10 touchdowns and averaged 5.6 yards per carry despite being limited by injury for more than half of his final prep campaign ... rushed 17 times for 125 yards and a score in a 31-11 win

over Flower Mound ... gained 120 yards and scored three TDs in a victory over Irving ... had 922 yards and six touchdowns on the ground as a junior en route to first-team all-district accolades ... 2017 District 5-6A Newcomer of the Year after rushing for 479 yards and six scores as a sophomore ... also a track & field standout who anchored the Hawks' 4x100-meter relay team to a district title and Region I-6A appearance in 2019.

Personal

Born Nov. 21, 2001, in Plano, Texas ... son of Marcus Lott and Tarryance Blanchard ... has one brother, Lyndarean, and a sister, Kierston ... plans to major in finance.



Colby McBerty • #34
Punter • 6-5 • 185 • Fr.-HS
College Station, Texas
(A&M Consolidated HS)

Prior to UTSA

First-team all-district punter for head coach Lee Fedora at A&M Consolidated High School in College Station ... also earned second-team all-district accolades at place-kicker ... Special Teams Player of the Year ... academic all-district honoree ... averaged 38.2 yards per punt and saw 10 kicks downed inside the 20, including four inside the 5-yard line ... made 56 of 60 extra points ... helped A&M Consolidated to a district title and the second round of the playoffs in 2019 ... member of the Fellowship of Christian Athletes and Young Men's Service League.

Personal

Born Dec. 13, 2001, in College Station ... son of Mike and Holly McBerty ... has two sisters, Holden and Hope ... plans to major in kinesiology.



Avery Morris • #25
Linebacker • 6-2 • 205 • Fr.-HS
Humble, Texas
(Atascocita HS)

Prior to UTSA

All-district defensive end for head coach Craig Stump at Atascocita High School ... garnered second-team all-district accolades as a senior ... registered 77 tackles, 12 tackles for loss, six sacks and one forced fumble in 2019 ... helped guide the Eagles to a 12-2 record, the District 22-6A title and the regional final round of the Class 6A Division I playoffs ... leader on a defense that limited opponents to 15.6 points per game ... helped Atascocita to 11 wins, the district title and an appearance in the area round of the playoffs as a junior in 2018 ... also was a member of the track & field team.

Personal

Born Dec. 12, 2001, in Humble, Texas ... son of Patrick and Kewanna Morris ... has two brothers, Alex Morris and Aaron Sharp, and one sister, Ashlyn ... mother played basketball and father played football at Oklahoma Panhandle State ... brother, Alex, plays safety at North Texas ... Aaron plays quarterback at Mary Hardin-Baylor.

« MEET THE ROADRUNNERS »



Everett Ornstein • #38
Place-Kicker/Punter • 6-0 • 165 • Fr.-HS
Houston, Texas
(Langham Creek HS)

Prior to UTSA

Special teams weapon for head coach Todd Thompson at Langham Creek High School ... District 14-6A Special Teams Player of the Year and unanimous first-team all-district selection at both place-kicker and punter as a senior ... had 43 touchbacks on 61 career kickoffs ... made 25 of 26 career extra points and booted a career-long 43-yard field goal ... averaged 43 yards per punt with a long of 79 ... first-team THSCA Academic All-State pick in 2019 ... one of five finalists for the Touchdown Club of Houston's 2019 High School Scholar-Athlete of the Year ... academic all-district honoree ... two-time Kicking World Houston Golden Boot Champion ... 2019 Vegas XXXIV Class of 2020 Punt Champion ... also played soccer for two seasons ... helped the Lobos to a district title and the area round of the playoffs as a sophomore and to the regional quarterfinals as a junior.

Personal

Born Dec. 10, 2001, in Houston ... son of Greg and Mary Ornstein ... has two brothers, Emerson and Daniel ... plans to major in mechanical engineering.



Abraham Olguin • #68
Offensive Line • 6-1 • 275 • So.-TR
The Colony, Texas
(The Colony HS/Howard Payne)

Prior to UTSA

Transfer from Howard Payne, a Division III program in Brownwood, Texas ... did not play in any games for the Yellow Jackets ... standout on the offensive line at The Colony High School ... two-time, second-team all-district selection ... also participated in track & field and wrestling ... qualified for state his junior and senior year in the discus.

Personal

Son of Carmen and David Olguin.



Cam Peters • #18
Quarterback • 6-4 • 195 • Fr.-HS
Stafford, Texas
(Stafford HS)

Prior to UTSA

Pro-style quarterback with a big arm for head coach Ken Savannah at Stafford High School in the Greater Houston Area ... passed for 913 yards and eight touchdowns and ran for 303 yards and six scores as a senior in 2019 ... helped lead the Spartans to the playoffs during his final campaign ... completed 14 of 24 passes for 226 yards and three TDs in a 30-0 shutout of Houston Yates ... accounted for 183 total yards and a score versus St. Thomas Catholic ... passed for 1,824 yards and 24 TDs as a junior ... also played basketball for the Spartans.



Jared Randle • #28
Wide Receiver • 6-4 • 170 • Fr.-HS
San Antonio, Texas
(Johnson HS)

Prior to UTSA

Three-sport standout at San Antonio Johnson High School ... earned first-team all-district accolades at both wide receiver and return specialist as a senior ... caught 40 passes for 637 yards and eight touchdowns with a long reception of 70 yards in 2019 ... had 11 receptions for 208 yards as a junior ... averaged 16.6 yards per catch during his prep career ... also played basketball and competed for the track & field team.



Zach Rangel • #19
Quarterback • 6-3 • 225 • So.-TR
Round Rock, Texas
(Stony Point HS/Mt. San Antonio [Calif.] College)

Prior to UTSA

Transfer from Mt. San Antonio College in Walnut, Calif. ... completed 166 of 279 passes for 1,994 yards and 14 touchdowns in nine games to help the Mounties win the 2019 National Conference Central Division title ... threw for a season-high 346 yards and three TDs in a 43-40 victory over El Camino College ... passed for 1,646 yards and 16 touchdowns as a senior in 2017 at Round Rock Stony Point High School ... served as a team captain and was named team MVP as a senior ... named Austin American-Statesman Player of the Week on Oct. 3, 2017, after completing 11-of-19 passes for 283 yards and four touchdowns in a win over Round Rock High School.

Personal

Born April 17, 2000, in Austin, Texas ... son of Jose and Molly Rangel ... has one sister, Lola.



Justin Rodriguez • #30
Running Back • 5-8 • 180 • Fr.-HS
San Antonio, Texas
(Johnson HS)

Prior to UTSA

Star running back during his prep career at San Antonio Johnson High School ... rushed for 3,283 yards and 44 touchdowns on 472 carries (7.0 ypc) during his three years in the Jaguars backfield ... averaged 113.2 yards per game during his career ... carried 160 times for 1,135 yards and 16 TDs in eight games as a senior en route to first-team all-district accolades ... also caught 11 passes for 226 yards and four touchdowns in 2019 ... averaged 21.3 yards per kickoff return in his final season ... tallied 1,731 yards and 23 scores on 236 rushes as a junior ... had 417 rushing yards and five touchdowns as a sophomore in 2017 ... played in the San Antonio Sports All-Star Football Game in January 2020 at the Alamodome.-st

« MEET THE ROADRUNNERS »



Daniel Santallana • #79
Offensive Line • 6-4 • 300 • Fr.-HS
San Antonio, Texas
(East Central HS)

Prior to UTSA

Standout offensive lineman at East Central High School in San Antonio ... earned the News4 Scholar Athlete of the Week award in October 2019 ... played in the San Antonio Sports All-Star Football Game in January 2020 at the Alamodome.



Asyrus Simon • #15
Defensive Line • 6-4 • 245 • Fr.-HS
Humble, Texas
(Atascocita HS)

Prior to UTSA

Three-year letterman for head coach Craig Stump at Atascocita High School ... Dave Campbell's Texas Football Top 300 selection ... all-state, all-city and District 22-6A Defensive Player of the Year as a senior in 2019 ... leader on a defense that limited opponents to 15.6 points per game ... helped guide the Eagles to a 12-2 record, the District 22-6A title and the regional final round of the Class 6A Division I playoffs ... earned first-team all-district accolades as a junior ... posted 10 sacks in 2018 to help lead Atascocita to the district crown.

Personal

Born June 20, 2001, in Houston ... son of Amon and Tynishia Simon ... has two brothers, Amon and Amir ... father played linebacker at Texas A&M ... brother, Amon, earned All-America accolades on the offensive line for Texas A&M-Commerce in 2019 ... plans to major in kinesiology.



Jordan Smith • #35
Wide Receiver • 6-2 • 200 • So.-TR
San Antonio, Texas
(Brennan HS/Tyler JC)

Prior to UTSA

Saw action in seven games as a freshman in 2019 at Tyler Junior College ... had an 8-yard reception in the season finale versus Kilgore College ... two-sport standout at San Antonio Brennan High School ... totaled 2,272 yards and 20 touchdowns on 109 receptions during his prep career ... averaged 20.8 yards per catch and 68.8 yards per game ... caught 54 passes for 1,218 yards and 12 TDs as a senior en route to first-team all-district accolades in 2018 ... had 551 receiving yards in 2017 and 503 as a sophomore in 2016 ... averaged 25.9 yards per kickoff return as a junior ... also lettered two years for the basketball team.



Xavier Spencer • #23
Cornerback • 6-1 • 175 • Fr.-HS
Converse, Texas
(Judson HS)

Prior to UTSA

First-team All-District 26-6A selection at cornerback for head coach Rodney Williams and prep powerhouse program Converse Judson ... recorded 71 tackles, including 47 solo stops, six tackles for loss and a sack as a senior ... also had nine pass breakups and an interception in 2019 ... helped the Rockets to a 12-2 record and the regional final round of the playoffs in his final season ... posted a season-high nine tackles and two PBUs in Judson's 30-13 win over Smithson Valley ... registered eight tackles and three TFL versus Schertz Clemens ... had six stops apiece in playoff wins against Buda Hays Consolidated and San Antonio Reagan ... returned an interception 66 yards in the San Antonio Sports All-Star Game in January at the Alamodome ... teammate of current UTSA sophomores Sincere McCormick and Rashad Wisdom as a junior ... helped the Rockets to a 13-1 record and the regional final round of the playoffs in 2018 ... also lettered two years with the track & field program.

Personal

Born Sept. 1, 2002, in Tacoma, Wash. ... son of Eddie and Jasmine Spencer ... has three siblings, Trayvon, Daunte and Anyiah, who plays football for Texas A&M-Commerce ... plans to major in kinesiology.



Donyai Taylor • #30
Linebacker • 6-1 • 195 • Fr.-HS
Shiner, Texas
(Shiner HS)

Prior to UTSA

Three-time honorable mention all-state selection for Shiner ... helped lead the Comanches to the district title and the regional semifinal round of the Class 2A Division I playoffs ... District 15-2A Most Valuable Player and honorable mention all-state running back as a senior ... rushed for 1,694 yards and 31 touchdowns on 121 carries in 2019 ... averaged 14 yards per rush and 128.8 yards per game ... also registered 116 tackles, 12 tackles for loss, four sacks, five quarterback hurries, two forced fumbles, two fumble recoveries, one interception and a pair of defensive TDs ... scored five touchdowns in a 55-0 victory over Hearne in the area round of the playoffs ... district MVP, second-team Padilla Poll All-State honoree at running back and an honorable mention all-state selection at running back and at defensive back as a junior ... rushed for 1,459 yards and 23 TDs in 2018 to help guide Shiner to a district crown and the regional semifinal round of the playoffs ... District 15-2A Division I Newcomer of the Year and honorable mention all-state pick as a sophomore ... also plays basketball for Shiner ... a track & field standout for the Comanches ... anchored the 4x100-meter and 4x200m relay teams to gold medals at the 2019 Class 2A State Championships.

Personal

Born Aug. 19, 2002, in Yoakum, Texas ... son of Leonard Taylor and Barbara Curtis ... younger brother of UTSA junior defensive back Dadrion Taylor ... has a sister, leisha Garner.

William Turner • #48
Linebacker • 6-2 • 200 • Jr.-TR
San Antonio, Texas
(Brennan HS/Tyler JC)

Prior to UTSA

Transfer from Texas A&M-Kingsville ... did not appear in any games in his only season with the Javelinas ... standout defender as a senior in 2017 at Universal City Randolph High School.

« MEET THE ROADRUNNERS »



Kyle Wakefield • #44
Tight End • 6-1 • 210 • So.-TR
Austin, Texas
(Lake Travis HS/Trinity Valley CC)

Prior to UTSA

Transfer from Trinity Valley Community College, where he played in 11 career games ... caught 21 passes for 222 yards and a pair of touchdowns as a redshirt freshman in 2019 ... versatile standout for perennial power Lake Travis High School ... lined up at H-back, tight end, running back, wide receive and defensive end and also saw time as the team's deep snapper and holder ... earned all-state accolades from the Texas Sports Writers Association and Padilla Poll ... rushed for a team-best 479 yards and scored seven touchdowns as a senior in 2017 ... also caught 38 passes for 460 yards and nine TDs to help lead the Cavaliers to the state championship game ... named his team's offensive MVP ... one of three players on the team with a rushing, receiving and passing touchdown that season.

Charles Wiley • #96
Linebacker • 6-2 • 245 • Sr.-TR
Stockbridge, Ga.
(Stockbridge HS/Mississippi)

Prior to UTSA

Graduate transfer from Mississippi who will be eligible immediately in 2020 ... played in 33 games over the last three seasons for the Rebels and recorded 57 tackles, 12 tackles for loss, 5.5 sacks and six quarterback hurries ... tallied 27 tackles, TFL, three sacks and three QB hurries in 2019 ... posted 24 tackles, TFL, 2.5 sacks and two QB hurries in 2018 ... registered six tackles, 1.0 TFL and one QB hurry as a redshirt freshman in 2017 ... consensus 4-star prospect by the major recruiting services at Stockbridge High School ... as a senior, racked up 32 tackles and 16.5 sacks to lead Stockbridge to a 12-1 season ... named the Southside Defensive Player of the Year by the Atlanta Journal-Constitution ... named to USA Today and Atlanta Journal-Constitution All-State teams ... selected to the AJC's Super 11 team ... recorded 57 tackles and 18 sacks as a junior.

Personal

Born May 18, 1998 ... son of Wayne and Kandi Wiley.



Julon Williams • #19
Wide Receiver • 5-11 • 200 • So.-Tr
Converse, Texas
(Judson HS/Houston)

Prior to UTSA

Transfer from Houston ... appeared in a pair of contests for the Cougars as a true freshman in 2018 ... had two receptions for 57 yards, including a 48-yarder, in Houston's win over Texas Southern ... had a catch in the victory against Arizona ... did not see any action as a redshirt freshman in 2019 ... standout dual-threat quarterback at perennial powerhouse Converse Judson in 2014-17 ... threw for 6,715 yards and 60 touchdowns and rushed for 3,369 yards and 58 touchdowns while logging a 42-12 record as a starter during his career ... threw for 2,074 yards and 19 touchdowns while rushing for 815 yards and 14 more scores as a senior ... earned all-district accolades and led the Rockets to the playoffs in all four seasons, including the state semifinals as a freshman and a sophomore.

Personal

Younger brother of Jarveon Williams, UTSA's career rushing leader and a current graduate assistant for the program.



Monte Williams • #69
Offensive Line • 6-3 • 305 • Fr.-HS
Mesquite, Texas
(Horn HS)

Prior to UTSA

Two-time all-district offensive lineman for head coach Chris Hudler at Mesquite Horn High School ... garnered first-team All-District 11-6A accolades as a senior ... helped pave the way for an offense that churned out 1,802 yards and 26 touchdowns on the ground ... was credited with 75 pancake blocks and graded out at 97% in 10 games in 2019 ... recorded 12 pancake blocks against both Tyler John Tyler and Arlington ... had nine pancakes versus North Mesquite and Cedar Hill ... first-team all-district performer as a junior in 2018 when he helped the Jaguars advance to the third round of the Class 6A Division II playoffs ... also played on varsity as a sophomore and helped Horn win a district championship and reach the second round of the Class 6A Division I playoffs ... also a member of the track & field team.

Personal

Born Dec. 7, 2001, in Dallas ... plans to major in business management.

Dedrick Wilson • #47
Wide Receiver • 6-2 • 210 • So.-TR
Kenedy, Texas
(Kenedy HS/West Point Prep)

Prior to UTSA

Transferred to UTSA after one year at Army West Point ... lettered in five sports during his prep career at Kenedy High School ... four-year starter at quarterback for the Lions ... had 1,993 passing yards and 20 touchdowns to go along with 35 TDs on the ground and four receiving touchdowns during his career ... passed for 720 yards and nine touchdowns and rushed for 172 yards and a pair of scores before a season-ending injury as a senior ... also a standout for the basketball team ... scored 1,483 points while shooting 52%, grabbed 1,048 rebounds and blocked 242 shots during as a four-year starter at power forward, leading Kenedy to the playoffs in each season ... four-time regional qualifier in track & field ... lettered three years with the baseball team ... two-time regional qualifier with the golf team ... KSAT Scholar Athlete and National Honor Society member.

Personal

Full name is Dedrick Amon Fa'anoa-Wilson ... born April 6, 2001, in Tulsa, Okla. ... son of Christina Fa'anoa ... has two brothers, Derrick and Detren ... plans to major in mechanical engineering.

2019 SEASON REVIEW



« 2019 UTSA STATISTICS »

SCHEDULE/RESULTS

Date	Opponent	Result	Score	Record	Time	Attend
Aug. 31	UIW	W	35-7	1-0	3:14	26,787
Sept. 7	at Baylor	L	4-63	1-1	3:16	40,274
Sept. 14	Army	L	13-31	1-2	3:08	30,718
Sept. 21	at North Texas*	L	3-45	1-3, 0-1	3:09	19,922
Oct. 5	at UTEP*	W	26-16	2-3, 1-1	3:06	13,876
Oct. 12	UAB*	L	14-33	2-4, 1-2	3:10	15,728
Oct. 19	Rice*	W	31-27	3-4, 2-2	3:02	17,657
Nov. 2	at Texas A&M	L	14-45	3-5	3:16	100,635
Nov. 9	at Old Dominion*	W	24-23	4-5, 3-2	3:12	16,297
Nov. 16	Southern Miss*	L	17-36	4-6, 3-3	3:21	14,179
Nov. 23	Florida Atlantic*	L	26-40	4-7, 3-4	3:14	14,355
Nov. 30	at Louisiana Tech*	L	27-41	4-8, 3-5	3:31	14,782

*Conference USA game

RECORD BREAKDOWN

Overall	4-8
Conference USA	3-5
Non-conference	1-3
Home	2-4
Away	2-4
Day	3-3
Night	1-5
Indoor	2-4
Outdoor	2-4
Artificial surface	4-7
Natural grass	0-1
Win coin toss	2-2
Lose coin toss	2-6
Televised	4-8
Score first	3-2
Opponent scores first	1-6
Leading after 1st quarter	4-0
Trailing after 1st quarter	0-8
Tied after 1st quarter	0-0
Leading at half	2-0
Trailing at half	2-8
Tied at half	0-0
Leading after 3rd quarter	2-0
Trailing after 3rd quarter	1-8
Tied after 3rd quarter	1-0

TEAM STATISTICS

TEAM STATISTICS	UTSA	OPP
SCORING	244	407
POINTS PER GAME	20.3	33.9
POINTS OFF TURNOVERS	34	82
FIRST DOWNS	216	271
RUSHING	101	112
PASSING	99	133
PENALTY	16	26
RUSHING YARDAGE	1,950	2,379
YARDS GAINED RUSHING	2,258	2,708
YARDS LOST RUSHING	308	329
RUSHING ATTEMPTS	453	450
AVERAGE PER RUSH	4.3	5.3
AVERAGE PER GAME	162.5	198.2
TDS RUSHING	15	28
PASSING YARDAGE	2,189	2,770
COMP-ATT-INT	213-366-11	215-339-6
AVERAGE PER PASS	6.0	8.2
AVERAGE PER CATCH	10.3	12.9
AVERAGE PER GAME	182.4	230.8
TDS PASSING	13	21
TOTAL OFFENSE	4,139	5,149
TOTAL PLAYS	819	789
AVERAGE PER PLAY	5.1	6.5
AVERAGE PER GAME	344.9	429.1
KICK RETURNS: #-YARDS	31-652	23-446
PUNT RETURNS: #-YARDS	24-52	14-154
INT RETURNS: #-YARDS	6-91	11-81
KICK RETURN AVERAGE	21.0	19.4
PUNT RETURN AVERAGE	2.2	11.0
INT RETURN AVERAGE	15.2	7.4
FUMBLES-LOST	22-12	20-11
PENALTIES-YARDS	89-829	60-555
AVERAGE PER GAME	69.1	46.2
PUNTS-YARDS	65-2,651	48-2,036
AVERAGE PER PUNT	40.8	42.4
NET PUNT AVERAGE	38.4	39.7
KICKOFFS-YARDS	51-3,019	77-4,604
AVERAGE PER KICK	59.2	59.8
NET KICK AVERAGE	40.6	40.9
TIME OF POSSESSION/GAME	29:20	30:40
3RD-DOWN CONVERSIONS	66/182	54/144
3RD-DOWN PCT	36%	38%
4TH-DOWN CONVERSIONS	17/31	10/19
4TH-DOWN PCT	55%	53%
SACKS BY-YARDS	26-146	31-158
MISC YARDS	0	0
TOUCHDOWNS SCORED	31	51
FIELD GOALS-ATTEMPTS	9-11	18-20
ON-SIDE KICKS	0-1	0-1
RED-ZONE SCORES	(28-34) 82%	(46-52) 88%
RED-ZONE TOUCHDOWNS	(21-34) 62%	(30-52) 58%
PAT-ATTEMPTS	(25-25) 100%	(47-48) 98%
ATTENDANCE	119,424	205,786
GAMES/AVG PER GAME	6/19,904	6/34,298

SCORE BY QUARTERS

	1st	2nd	3rd	4th	Total
UTSA	58	37	69	80	244
Opponents	89	114	119	85	407



« 2019 UTSA INDIVIDUAL STATISTICS »

RUSHING

Player	G	Att	Gain	Loss	Net	Avg	TD	Long	Avg/G
Sincere McCormick	12	177	1045	62	983	5.6	8	54	81.9
Lowell Narcisse	11	118	592	100	492	4.2	4	42	44.7
Brenden Brady	12	67	289	5	284	4.2	2	24	23.7
Frank Harris	4	39	174	48	126	3.2	0	24	31.5
Deven Boston	4	14	61	1	60	4.3	1	13	15.0
B.J. Daniels	12	11	60	0	60	5.5	0	18	5.0
Dywan Griffin	11	2	9	0	9	4.5	0	7	0.8
Cordale Grundy	2	3	6	9	-3	-1.0	0	4	-1.5
Sheldon Jones	12	1	0	4	-4	-4.0	0	0	-0.3
Jordan Weeks	3	10	22	28	-6	-0.6	0	9	-2.0
Dadrian Taylor	10	1	0	9	-9	-9.0	0	0	-0.9
TEAM	11	10	0	42	-42	-4.2	0	0	-3.8
Total	12	453	2258	308	1950	4.3	15	54	162.5
Opponents	12	450	2708	329	2379	5.3	28	66	198.2

PASSING

Player	G	Effic	Cmp-Att-Int	Pct	Yds	TD	Lng	Avg/G
Lowell Narcisse	11	112.63	107-201-5	53.2	1226	8	75	111.5
Frank Harris	4	123.87	66-91-2	72.5	486	3	37	121.5
Jordan Weeks	3	115.88	38-66-3	57.6	451	2	40	150.3
Cordale Grundy	2	-13.28	1-5-1	20.0	4	0	4	2.0
TEAM	11	0.00	0-1-0	0.0	0	0	0	0.0
Lucas Dean	12	284.80	1-1-0	100.0	22	0	22	1.8
Sheldon Jones	12	0.00	0-1-0	0.0	0	0	0	0.0
Total	12	114.15	213-366-11	58.2	2189	13	75	182.4
Opponents	12	148.96	215-339-6	63.4	2770	21	77	230.8

RECEIVING

Player	G	No.	Yds	Avg	TD	Long	Avg/G
Carlos Strickland II	12	38	492	12.9	4	51	41.0
Zakhari Franklin	9	38	491	12.9	3	65	54.6
Sheldon Jones	12	31	259	8.4	0	36	21.6
Sincere McCormick	12	24	194	8.1	1	44	16.2
Blaze Moorhead	12	15	99	6.6	1	18	8.2
Brenden Brady	12	14	115	8.2	0	23	9.6
Gavin Sharp	11	11	74	6.7	1	15	6.7
Tariq Woolen	9	9	105	11.7	0	25	11.7
Joshua Cephus	12	8	153	19.1	1	75	12.8
Dywan Griffin	11	7	26	3.7	0	10	2.4
Tykee Ogle-Kellogg	3	6	57	9.5	1	36	19.0
Leroy Watson	12	4	56	14.0	1	37	4.7
Kirk Johnson Jr.	11	4	34	8.5	0	15	3.1
Deven Boston	4	2	7	3.5	0	6	1.8
Rashad Wisdom	12	1	22	22.0	0	22	1.8
De'Corian Clark	8	1	5	5.0	0	5	0.6
Total	12	213	2189	10.3	13	75	182.4
Opponents	12	215	2770	12.9	21	77	230.8

FIELD GOALS

Player	FGM-FGA	Pct	1-19	20-29	30-39	40-49	50-99	Lg	Blk
Hunter Duplessis	9-11	81.8	0-0	6-6	1-2	2-3	0-0	43	0

FG SEQUENCE UTSA OPPONENTS

UIW	-	-
Baylor	-	-
Army	42	(40)
North Texas	32,(25)	40,(31)
UTEP	(23),(43)	(27)
UAB	-	(31),(31),(23),(43)
Rice	(34)	(31),(37)
Texas A&M	-	(45)
Old Dominion	(22)	(29),(37),(36)
Southern Miss	(25)	(27)
Florida Atlantic	(41)	(26),48,(28)
Louisiana Tech	(28),(27)	(34),(25)

Numbers in (parentheses) indicate field goal was made.

TOTAL OFFENSE

Player	G	Plays	Rush	Pass	Total	Avg/G
Lowell Narcisse	11	319	492	1226	1718	156.2
Sincere McCormick	12	177	983	0	983	81.9
Frank Harris	4	130	126	486	612	153.0
Jordan Weeks	3	76	-6	451	445	148.3
Brenden Brady	12	67	284	0	284	23.7
Deven Boston	4	14	60	0	60	15.0
B.J. Daniels	12	11	60	0	60	5.0
Lucas Dean	12	1	0	22	22	1.8
Dywan Griffin	11	2	9	0	9	0.8
Cordale Grundy	2	8	-3	4	1	0.5
Sheldon Jones	12	2	-4	0	-4	-0.3
Dadrian Taylor	10	1	-9	0	-9	-0.9
TEAM	11	11	-42	0	-42	-3.8
Total	12	819	1950	2189	4139	344.9
Opponents	12	789	2379	2770	5149	429.1

PUNT RETURNS

Player	No.	Yds	Avg	TD	Long
Sheldon Jones	17	36	2.1	0	12
Kirk Johnson Jr.	7	16	2.3	0	10
Total	24	52	2.2	0	12
Opponents	14	154	11.0	1	73

KICK RETURNS

Player	No.	Yds	Avg	TD	Long
Jahmal Sam	17	315	18.5	0	35
Brett Winnegan	6	155	25.8	0	65
Brenden Brady	5	105	21.0	0	26
B.J. Daniels	3	77	25.7	0	44
Total	31	652	21.0	0	65
Opponents	23	446	19.4	0	43

INTERCEPTIONS

Player	No.	Yds	Avg	TD	Long
Cassius Grady	2	-3	-1.5	0	0
Rashad Wisdom	1	34	34.0	1	34
Dadrian Taylor	1	58	58.0	1	58
SaVion Harris	1	0	0.0	0	0
Jarrold Carter-McLin	1	2	2.0	0	2
Total	6	91	15.2	2	58
Opponents	9	64	7.1	0	40

ALL-PURPOSE

Player	G	Rush	Rec	PR	KOR	IR	Tot	Avg/G
Sincere McCormick	12	983	194	0	0	0	1177	98.1
Brenden Brady	12	284	115	0	105	0	504	42.0
Lowell Narcisse	11	492	0	0	0	0	492	44.7
Carlos Strickland II	12	0	492	0	0	0	492	41.0
Zakhari Franklin	9	0	491	0	0	0	491	54.6
Jahmal Sam	12	0	0	0	315	0	315	26.2
Sheldon Jones	12	-4	259	36	0	0	291	24.2
Brett Winnegan	4	0	0	0	155	0	155	38.8
Joshua Cephus	12	0	153	0	0	0	153	12.8
B.J. Daniels	12	60	0	0	77	0	137	11.4
Frank Harris	4	126	0	0	0	0	126	31.5
Tariq Woolen	9	0	105	0	0	0	105	11.7
Blaze Moorhead	12	0	99	0	0	0	99	8.2
Gavin Sharp	11	0	74	0	0	0	74	6.7
Deven Boston	4	60	7	0	0	0	67	16.8
Tykee Ogle-Kellogg	3	0	57	0	0	0	57	19.0
Rashad Wisdom	12	0	22	0	0	34	56	4.7
Leroy Watson	12	0	56	0	0	0	56	4.7
Kirk Johnson Jr.	11	0	34	16	0	0	50	4.5
Dadrian Taylor	10	-9	0	0	0	58	49	4.9
Dywan Griffin	11	9	26	0	0	0	35	3.2
De'Corian Clark	8	0	5	0	0	0	5	0.6
Jarrold Carter-McLin	12	0	0	0	0	2	2	0.2
Cassius Grady	11	0	0	0	0	-3	-3	-0.3
Cordale Grundy	2	-3	0	0	0	0	-3	-1.5
Jordan Weeks	3	-6	0	0	0	0	-6	-2.0
TEAM	11	-42	0	0	0	0	-42	-3.8
Total	12	1950	2189	52	652	91	4934	411.2
Opponents	12	2379	2770	154	446	81	5830	485.8

SCORING

Player	TD	FGs	PATs					DXP	Saf	Points
			Kick	Rush	Rcv	Pass				
Sincere McCormick	9	0-0	0-0	0-0	0	0-0	0	0	54	
Hunter Duplessis	0	9-11	25-25	0-0	0	0-0	0	0	52	
Lowell Narcisse	4	0-0	0-0	1-1	0	1-1	0	0	26	
Carlos Strickland II	4	0-0	0-0	0-0	0	0-0	0	0	24	
Zakhari Franklin	3	0-0	0-0	0-0	0	0-0	0	0	18	
Blaze Moorhead	2	0-0	0-0	0-0	0	0-0	0	0	12	
Brenden Brady	2	0-0	0-0	0-0	0	0-0	0	0	12	
Gavin Sharp	1	0-0	0-0	0-0	0	0-0	0	0	6	
Leroy Watson	1	0-0	0-0	0-0	0	0-0	0	0	6	
Dadrian Taylor	1	0-0	0-0	0-0	0	0-0	0	0	6	
Tykee Ogle-Kellogg	1	0-0	0-0	0-0	0	0-0	0	0	6	
Joshua Cephus	1	0-0	0-0	0-0	0	0-0	0	0	6	
Rashad Wisdom	1	0-0	0-0	0-0	0	0-0	0	0	6	
Deven Boston	1	0-0	0-0	0-0	0	0-0	0	0	6	
Sheldon Jones	0	0-0	0-0	0-0	1	0-0	0	0	2	
Total	31	9-11	25-25	2-3	1	1-3	0	0	244	
Opponents	51	18-20	47-48	0-0	0	0-3	0	0	407	

PUNTING

Player	No.	Yds	Avg	Long	TB	FC	I20	50+
Lucas Dean	65	2,651	40.8	560	28	16	12	0
Opponents	48	2,036	42.4	664				

« 2019 UTSA DEFENSIVE STATISTICS »

##	Player	GP	Tackles			TFL-Yds	Sacks	Pass Defense		Fumbles			Blkd	
			Solo	Ast	Total		No-Yds	Int-Yds	BU	Qbh	Rcv-Yds	FF	Kick	Saf
12	Andrew Martel	12	57	26	83	7.0-20	1.0-4		2	2		1		
25	Carl Austin III	12	47	20	67	7.5-26			1			1		
46	Trevor Harmanson	12	34	14	48	8.5-19			1		1-0			
39	Rashad Wisdom	12	31	13	44	5.5-33	2.0-8	1-34	1	1	1-0	1		
95	Jaylon Haynes	12	25	15	40	12.5-35	2.0-9		2	6	1-0	1		
6	SaVion Harris	11	25	13	38	0.5-1		1-0	3					
91	Jarrod Carter-McLin	12	20	17	37	9.5-39	4.5-22	1-2	2	4	1-0	1		
1	Kelechi Nwachuku	12	23	13	36	1.0-4			3					
28	Cassius Grady	11	32	3	35	3.0-8	1.0-6	2-3	7			1		
45	DeQuarius Henry	12	21	8	29	9.0-50	5.0-34			3		1		
59	Clarence Hicks	12	19	6	25	10.0-18	2.0-3		1	3		1		
13	Jahmal Sam	12	19	5	24	0.5-1							2	
90	Eric Banks	12	15	8	23	3.5-23	3.0-21		2	3	1-0	1		
98	Lorenzo Dantzler	12	13	9	22	6.5-37	4.5-34		1	5				
99	Baylen Baker	12	12	10	22	4.0-5			2	2				
29	Clayton Johnson	12	15	6	21					1				
26	Corey Mayfield Jr.	11	13	6	19	1.0-2			4					
42	Ladarian McFarland	12	8	8	16					2	1-0			
50	Brandon Matterson	9	8	5	13	2.0-6					1-0	1		
4	Antonio Parks	11	8	2	10							1		
32	Dadrian Taylor	10	8	1	9			1-58						
47	Jarrett Preston	12	3	4	7									
76	Kevin Nelson	12	5	2	7				1		1-0			
92	King Newton	4	2	5	7	0.5-1								
27	Teddrick McGhee	6	5	1	6	1.0-4								
41	De'Marco Guidry	3	3	3	6					1	1-0			
38	Tyler Mahnke	12	3	2	5									
37	Myles Benning	12	2	2	4									
3	Tariq Woolen	9	1	1	2									
19	Blaze Moorhead	12	2		2						1-0			
17	Vance Vallair	12	1	1	2	1.0-1								
33	B.J. Daniels	12	2		2									
94	Solomon Wise	8	2		2	1.0-7	1.0-7		1					
49	Trumane Bell II	12	2		2	1.0-4				2				
22	Brenden Brady	12	1		1									
43	Matthew Cluck	12	1		1									
21	Ken Robinson	4	1		1									
58	Terrell Haynes	12	1		1									
44	Dominic Sheppard	3		1	1									
55	Layton Garnett	5	1		1									
52	Grant Merka	9		1	1									
61	Kevin Davis	10	1		1									
24	Deven Boston	4	1		1									
TM	TEAM	11									1-0			
	Total	12	493	231	724	96-344	26-146	6-91	34	35	11-0	13		
	Opponents	12	451	374	825	73.0-271	31-158	11-81	40	41	12-15	11		

« 2019 UTSA/OPPONENTS SUPERLATIVES »

INDIVIDUAL

Rushes	23	Sincere McCormick at Old Dominion (Nov. 9)
Yards Rushing	189	Sincere McCormick at UTEP (Oct. 5)
TD Rushes	2	Sincere McCormick at Old Dominion (Nov. 9)
Long Rush	47	Sincere McCormick vs UIW (Aug. 31)
Pass attempts	44	Jordan Weeks at Louisiana Tech (Nov. 30)
Pass completions	28	Frank Harris vs UIW (Aug. 31)
Yards Passing	325	Lowell Narcisse vs Southern Miss (Nov. 16)
TD Passes	3	Frank Harris vs UIW (Aug. 31)
Long Pass	75	Lowell Narcisse vs Southern Miss (Nov. 16)
Receptions	8	Sheldon Jones at Louisiana Tech (Nov. 30)
Yards Receiving	134	Zakhari Franklin at Old Dominion (Nov. 9)
TD Receptions	1	Tykee Ogle-Kellogg vs UIW (Aug. 31)
		Carlos Strickland II vs UIW (Aug. 31)
		Gavin Sharp vs UIW (Aug. 31)
	1	Blaze Moorhead at UTEP (Oct. 5)
Long Reception	65	Zakhari Franklin at Old Dominion (Nov. 9)
TD Receptions	2	Zakhari Franklin vs Rice (Oct. 19)
Field Goals	2	Hunter Duplessis at UTEP (Oct. 5)
	2	Hunter Duplessis at Louisiana Tech (Nov. 30)
Long Field Goal	43	Hunter Duplessis at UTEP (Oct. 5)
Punts	9	Lucas Dean vs Southern Miss (Nov. 16)
Punting Avg	44.7	Lucas Dean vs Florida Atlantic (Nov. 23)
Long Punt	56	Lucas Dean at Baylor (Sept. 7)
	56	Lucas Dean at Louisiana Tech (Nov. 30)
Punts inside 20	4	Lucas Dean vs Florida Atlantic (Nov. 23)
Long Punt Return	12	Sheldon Jones at UTEP (Oct. 5)
Long Kickoff Return	65	Brett Winnegan vs. Army (Sept. 14)
Tackles	10	Andrew Martel vs. Army (Sept. 14)
	10	Jarrold Carter-McLin vs. Army (Sept. 14)
	10	Andrew Martel at North Texas (Sept. 21)
	10	Trevor Harmanson vs Southern Miss (Nov. 16)
	10	Rashad Wisdom vs Florida Atlantic (Nov. 23)
Sacks	2.0	Lorenzo Dantzler vs UIW (Aug. 31)
Tackles For Loss	3.5	DeQuarius Henry vs Rice (Oct. 19)
Interceptions	1	SaVion Harris vs UIW (Aug. 31)
		Jarrold Carter-McLin vs UAB (Oct. 12)
		Rashad Wisdom vs Rice (Oct. 19)
		Dadrian Taylor at Texas A&M (Nov. 2)
		Cassius Grady at Old Dominion (Nov. 9)
		Cassius Grady vs Southern Miss (Nov. 16)

TEAM

Rushes	48	at UTEP (Oct. 5)
Yards Rushing	320	at UTEP (Oct. 5)
Yards Per Rush	6.7	at UTEP (Oct. 5)
TD Rushes	2	vs UIW (Aug. 31)
	2	vs. Army (Sept. 14)
	2	at UTEP (Oct. 5)
		at Old Dominion (Nov. 9)
		at Louisiana Tech (Nov. 30)
Pass attempts	44	vs UIW (Aug. 31)
Pass completions	28	vs UIW (Aug. 31)
Yards Passing	325	vs Southern Miss (Nov. 16)
Yards Per Pass	10.0	at Old Dominion (Nov. 9)
TD Passes	3	vs UIW (Aug. 31)
	3	vs Florida Atlantic (Nov. 30)
Total Plays	84	vs UIW (Aug. 31)
Total Offense	490	vs UIW (Aug. 31)
Yards Per Play	6.2	at Old Dominion (Nov. 9)
Points	35	vs UIW (Aug. 31)
Sacks By	5	at Louisiana Tech (Nov. 30)
First Downs	28	vs UIW (Aug. 31)
Penalties	13	vs UIW (Aug. 31)
Penalty Yards	145	vs UIW (Aug. 31)
Turnovers	4	at North Texas (Sept. 21)
Interceptions By	1	vs UIW (Aug. 31)
		vs Rice (Oct. 19)
		vs UAB (Oct. 12)
		at Old Dominion (Nov. 9)
		at Texas A&M (Nov. 2)
		vs Southern Miss (Nov. 16)
		vs Southern Miss (Nov. 16)
Punts	9	vs Florida Atlantic (Nov. 23)
Punting Avg	44.7	vs Florida Atlantic (Nov. 23)
Long Punt	56	at Baylor (Sept. 7)
	56	at Louisiana Tech (Nov. 30)
Punts inside 20	4	vs Florida Atlantic (Nov. 23)
Long Punt Return	10	vs UIW (Aug. 31)

OPPONENT INDIVIDUAL

Rushes	23	Jabari Laws, Army (Sept. 14)
Yards Rushing	217	Isaiah Spiller, Texas A&M (Nov. 2)
TD Rushes	3	Isaiah Spiller, Texas A&M (Nov. 2)
Long Rush	66	Justin Henderson, Louisiana Tech (Nov. 30)
Pass attempts	41	Chris Robison, Florida Atlantic (Nov. 23)
Pass completions	27	Chris Robison, Florida Atlantic (Nov. 23)
Yards Passing	336	Chris Robison, Florida Atlantic (Nov. 23)
TD Passes	3	Charlie Brewer, Baylor (Sept. 7)
	3	J'Mar Smith, Louisiana Tech (Nov. 30)
Long Pass	77	Jack Abraham Southern Miss (Nov. 16)
Receptions	10	Harrison Bryant, Florida Atlantic (Nov. 23)
Yards Receiving	182	Harrison Bryant Florida Atlantic (Nov. 23)
TD Receptions	3	Denzel Mims, Baylor (Sept. 7)
Long Reception	77	Quez Watkins, Southern Miss (Nov. 16)
Field Goals	4	Nick Vogel, UAB (Oct. 12)
Long Field Goal	45	Seth Small, at Texas A&M (Nov. 2)
Punts	8	Mitchell Crawford, UTEP (Oct. 5)
Punting Avg	58.0	Chris Barnes, Rice (Oct. 19)
Long Punt	66	Chris Barnes, Rice (Oct. 19)
Punts inside 20	4	Zac Everett Southern Miss (Nov. 16)
Long Punt Return	73	Grayland Arnold, Baylor (Sept. 7)
Long Kickoff Return	43	Wayne Toussant, Louisiana Tech (Nov. 30)
Tackles	12	Calvin Brewton, Old Dominion (Nov. 9)
Sacks	2.0	Swayze Bozeman, Southern Miss (Nov. 16)
Tackles For Loss	3.0	Kelechi Anyaleb, UIW (Aug. 31)
Interceptions	1	Kyle Covington, UIW (Aug. 31)
		Ashton Preston, UIW (Aug. 31)
		Cole Christiansen, Army (Sept. 14)
		Nick Harvey, North Texas (Sept. 21)
		Makyle Sanders, North Texas (Sept. 21)
		Naeem Smityh, Rice (Oct. 19)
		Erick Young, Texas A&M (Nov. 2)
		Shannon Showers, Southern Miss (Nov. 16)
		Meiko Dotson, Florida Atlantic (Nov. 23)
		L'Jarvis Sneed, Louisiana Tech (Nov. 30)
		James Jackson, Louisiana Tech (Nov. 30)

OPPONENT TEAM

Rushes	39	Baylor (Sept. 7)
Yards Rushing	368	Baylor (Sept. 7)
Yards Per Rush	9.4	Baylor (Sept. 7)
TD Rushes	5	Baylor (Sept. 7)
Pass attempts	42	Florida Atlantic (Nov. 23)
Pass completions	27	Florida Atlantic (Nov. 23)
Yards Passing	294	UAB (Oct. 12)
Yards Per Pass	11.3	UAB (Oct. 12)
TD Passes	3	Baylor (Sept. 7)
	3	North Texas (Sept. 21)
	3	Louisiana Tech (Nov. 30)
Total Plays	80	Florida Atlantic (Nov. 23)
Total Offense	546	Baylor (Sept. 7)
Yards Per Play	8.8	Baylor (Sept. 7)
Points	63	Baylor (Sept. 7)
Sacks By	5	Army (Sept. 14)
		Southern Miss (Nov. 16)
First Downs	31	Florida Atlantic (Nov. 23)
Penalties	8	UTEP (Oct. 5)
Penalty Yards	75	UTEP (Oct. 5)
Turnovers	4	Rice (Oct. 19)
Interceptions By	2	UIW (Aug. 31)
	2	North Texas (Sept. 21)
	2	Louisiana Tech (Nov. 30)
Punts	8	UTEP (Oct. 5)
Punting Avg	58.0	Rice (Oct. 19)
Long Punt	66	Rice (Oct. 19)
Punts inside 20	4	Southern Miss (Nov. 16)
Long Punt Return	73	Baylor (Sept. 7)

« 2019 UTSA GAME-BY-GAME STATISTICS »

OFFENSE

Date	Opponent	RUSHING				RECEIVING				PASSING				KICK RETURNS				PUNT RETURNS				Total Off		
		No.	Yds	TD	Lg	No.	Yds	TD	Lg	Cmp	Att	Int	Yds	TD	Lg	No.	Yds	TD	Lg	No.	Yds		TD	Lg
Aug. 31	UIW	47	284	2	47	28	206	3	36	28	37	2	206	3	36	0	0	0	0	3	11	0	10	490
Sept. 7	at Baylor	36	164	2	54	17	102	0	17	17	30	0	102	0	17	2	37	0	19	1	2	0	0	266
Sept. 14	Army	27	51	2	13	24	209	0	37	24	33	1	209	0	37	3	100	0	65	1	3	0	3	260
Sept. 21	at North Texas	42	167	0	42	17	128	0	25	17	40	2	128	0	25	2	26	0	18	2	11	0	9	295
Oct. 05	at UTEP	48	320	2	51	6	46	1	18	6	14	0	46	1	18	0	0	0	0	2	10	0	12	366
Oct. 12	UAB	36	126	2	25	8	94	0	35	8	20	0	94	0	35	4	91	0	26	1	0	0	0	220
Oct. 19	Rice	30	149	1	32	19	212	2	33	19	29	1	212	2	33	2	46	0	25	0	0	0	0	361
Nov. 02	at Texas A&M	36	93	1	18	11	138	0	44	11	25	1	138	0	44	4	77	0	35	3	3	0	4	231
Nov. 09	at Old Dominion	44	179	2	46	18	240	1	65	18	24	0	240	1	65	5	94	0	23	2	8	0	4	419
Nov. 16	Southern Miss	37	97	0	13	21	325	2	75	21	40	1	325	2	75	4	66	0	19	4	3	0	2	422
Nov. 23	Florida Atlantic	38	192	0	28	18	209	3	40	18	30	1	209	3	40	3	49	0	19	1	0	0	0	401
Nov. 30	at Louisiana Tech	31	128	1	51	26	280	1	36	26	44	2	280	1	36	2	66	0	44	4	1	0	1	408
Totals		453	1,950	15	54	213	2,189	13	75	213	366	11	2,189	13	75	31	652	0	65	24	52	0	12	4,139
Opponent		450	2,379	28	66	215	2,770	21	77	215	339	6	2,770	21	77	23	446	0	43	14	154	1	73	5,149

Games: 12
 Avg/rush: 4.3
 Avg/catch: 10.3
 Pass effic: 114.15
 KR avg: 21.0
 PR avg: 2.2
 All purpose avg/game: 411.2
 Total offense avg/gm: 344.9

DEFENSE

Date	Opponent	TACKLES			SACKS		FUMBLES		Int-Yds	QBH	Pass Brk	Blkd Kick	XPTS			OFF								
		Solo	Ast	Total	TFL-Yds	No-Yds	FF	FR-Yds					Made-Att	Run	Rcv	Saf	T/O	Pts						
Aug. 31	UIW	30	18	48	7	31	0	0	1	0	3	0	5	5	0	0	0	0	0	0	35			
Sept. 7	at Baylor	38	12	50	5	9	1	0	0	3	2	0	2	2	0	0	0	0	0	0	14			
Sep 14	Army	39	28	67	5	26	2	16	3	2	0	0	1	1	0	0	0	0	0	0	13			
Sept. 21	at North Texas	39	20	59	7	24	0	0	1	0	0	0	0	0	0	0	0	0	0	0	3			
Oct. 05	at UTEP	36	14	50	9	41	4	28	0	0	0	0	3	7	0	0	0	0	0	0	26			
Oct. 12	UAB	43	20	63	7	20	0	0	2	1	0	0	3	4	0	0	0	0	0	0	7			
Oct. 19	Rice	43	8	51	9	44	2	20	1	3	0	0	1	3	0	1	0	0	0	0	6			
Nov. 02	at Texas A&M	42	30	72	6	22	3	18	0	0	0	0	1	1	0	0	0	0	0	0	7			
Nov. 09	at Old Dominion	39	17	56	10	19	3	5	2	1	0	0	5	1	0	0	0	0	0	0	24			
Nov. 16	Southern Miss	50	8	58	9	26	1	11	2	1	0	0	2	4	0	0	0	0	0	0	17			
Nov. 23	Florida Atlantic	50	22	72	10	36	1	11	1	0	0	0	7	5	0	0	0	0	0	0	7			
Nov. 30	at Louisiana Tech	44	34	78	12	46	5	15	0	2	0	0	2	2	0	0	0	0	0	0	7			
Totals		493	231	724	96	344	26	148	13	11	0	0	6	91	35	34	0	25	25	2	1	0	34	244
Opponent		451	374	825	73	271	31	158	11	12	15	0	11	81	41	40	0	47	48	0	0	0	82	407

SPECIAL TEAMS

Date	Opponent	PUNTING										FIELD GOALS			KICKOFFS				
		No	Yds	Avg	Long	Blkd	TB	FC	50+	I20	Att-Made	Long	Blkd	No	Yds	Avg	TB	OB	
Aug. 31	UIW	3	110	36.7	48	0	0	2	0	2	0	0	0	6	312	52.0	0	0	
Sept. 7	at Baylor	8	344	43.0	56	0	0	2	2	1	0	0	3	190	63.3	1	0		
Sep 14	Army	5	213	42.6	53	0	0	2	2	0	0	0	3	145	48.3	1	0		
Sept. 21	at North Texas	3	117	39.0	48	0	0	1	0	0	0	0	2	130	65.0	2	0		
Oct. 05	at UTEP	4	159	39.8	48	0	0	2	0	1	0	0	2	398	66.3	3	1		
Oct. 12	UAB	5	219	43.8	52	0	0	2	2	0	0	0	3	194	64.7	1	0		
Oct. 19	Rice	3	128	42.7	44	0	0	2	0	1	0	0	6	384	64.0	4	0		
Nov. 02	at Texas A&M	8	312	39.0	50	0	0	3	1	3	0	0	3	191	63.7	0	0		
Nov. 09	at Old Dominion	4	147	36.8	45	0	0	1	0	1	0	0	5	275	55.0	1	0		
Nov. 16	Southern Miss	9	353	39.2	50	0	0	5	1	1	0	0	4	259	64.8	3	0		
Nov. 23	Florida Atlantic	6	268	44.7	53	0	0	4	2	4	0	0	4	222	55.5	2	0		
Nov. 30	at Louisiana Tech	7	281	40.1	56	0	0	2	2	2	0	0	6	364	60.7	2	0		
Totals		65	2,651	40.8	56	0	0	28	12	16	11	9	43	0	51	3,019	59.2	20	2
Opponent		48	2,036	42.4	66	0	4	11	13	19	20	18	45	0	77	4,604	59.8	32	3

RED ZONE

Date	Opponent	Score	Times In RZ	Times Scored	Total Pts	TDs	Rush TDs	Pass TDs	FGs Made	FGA	Failed to score inside RZ					
											Downs	Int	Fumb	Half	Game	
Aug. 31	UIW	W 35-7	4	4	28	4	2	2	0	0	0	0	0	0	0	0
Sept. 7	at Baylor	L 14-63	1	1	7	1	1	0	0	0	0	0	0	0	0	0
Sep 14	Army	L 13-31	3	2	13	2	2	0	0	1	0	0	0	0	0	0
Sept 21	at North Texas	L 3-45	2	1	3	0	0	0	1	1	0	0	0	0	0	0
Oct. 05	at UTEP	W 26-16	3	3	16	2	1	1	1	0	0	0	0	0	0	0
Oct 12	UAB	L 14-33	3	2	14	2	2	0	0	0	1	0	0	0	0	0
Oct 19	Rice	W 31-27	4	4	25	3	1	2	1	0	0	0	0	0	0	0
Nov. 02	at Texas A&M	L 14-45	1	1	7	1	1	0	0	0	0	0	0	0	0	0
Nov. 09	at Old Dominion	W 24-23	4	3	17	2	1	1	1	0	0	0	0	1	0	0
Nov. 16	Southern Miss	L 17-36	2	1	3	0	0	0	1	0	1	0	0	0	0	0
Nov. 23	Florida Atlantic	L 26-40	2	2	15	2	0	2	0	0	0	0	0	0	0	0
Nov. 30	at Louisiana Tech	L 27-41	5	4	20	2	1	1	2	0	1	0	0	0	0	0
Totals - 28 of 34 (82.4%)			34	28	168	21	12	9	7	2	3	0	1	0	0	0

« 2019 OPPONENTS GAME-BY-GAME STATISTICS »

OFFENSE

Date	Opponent	RUSHING				RECEIVING				PASSING				KICK RETURNS				PUNT RETURNS				Total Off		
		No.	Yds	TD	Lg	No.	Yds	TD	Lg	Cmp	Att	Int	Yds	TD	Lg	No.	Yds	TD	Lg	No.	Yds		TD	Lg
Aug. 31	UIW	20	28	0	15	15	181	1	45	15-33-1	181	1	45	4	70	0	26	0	0	0	0	0	0	209
Sept. 7	at Baylor	39	368	5	61	16	178	3	30	16-23-0	178	3	30	2	51	0	26	3	83	1	73	6	546	
Sept. 14	Army	55	340	4	41	2	18	0	12	2-2-0	18	0	12	0	0	0	0	1	6	0	6	0	358	
Sept. 21	at North Texas	44	290	3	53	17	211	3	30	17-26-0	211	3	30	0	0	0	0	1	13	0	13	0	501	
Oct. 05	at UTEP	30	99	1	28	16	181	1	29	16-31-0	181	1	29	2	20	0	12	1	8	0	8	0	280	
Oct. 12	UAB	41	198	1	24	17	294	2	67	17-26-1	294	2	67	2	24	0	12	2	19	0	15	0	492	
Oct. 19	Rice	35	146	1	35	20	223	2	55	20-29-1	223	2	55	2	44	0	24	0	0	0	0	0	369	
Nov 02	at Texas A&M	40	267	5	60	20	238	1	35	20-28-1	238	1	35	3	65	0	24	2	25	0	18	0	505	
Nov. 09	at Old Dominion	32	82	0	23	18	289	2	58	18-30-1	289	2	58	2	28	0	17	2	6	0	6	0	371	
Nov. 16	Southern Miss	39	203	3	56	22	290	2	77	22-34-1	290	2	77	1	16	0	16	0	0	0	0	0	493	
Nov. 23	Florida Atlantic	38	190	4	32	27	336	1	35	27-42-0	336	1	35	1	19	0	19	0	0	0	0	0	526	
Nov. 30	at Louisiana Tech	38	168	1	66	25	331	3	46	25-35-0	331	3	46	4	109	0	43	2	-6	0	0	0	499	
Opponents		450	2,379	28	66	215	2,770	21	77	215-339-6	2,770	21	77	23	446	0	43	14	154	1	73	5	149	
UTSA		453	1,950	15	54	213	2,189	13	75	213-366-11	2,189	13	75	31	652	0	65	24	52	0	12	0	4,139	

Games: 12
 Avg/rush: 5.3
 Avg/catch: 12.9
 Pass effic: 148.96
 KR avg: 19.4
 PR avg: 11.0
 All purpose avg/game: 485.8
 Total offense avg/gm: 429.1

DEFENSE

Date	Opponent	TACKLES			SACKS			FUMBLES			Int-Yds	QBH	Pass Brk	Blkd Kick	XPTS			OFF		
		Solo	Ast	Total	TFL-Yds	No-Yds	FF	FR-Yds	Made-Att	Run					Rcv	Saf	T/O	Pts		
Aug. 31	UIW	49	42	91	7-19	1-2	0	0-0	2-26	2	0	0	0	1-1	0	0	0	0	0	7
Sept. 7	at Baylor	29	32	61	5-16	3-10	0	1-0	0-0	6	3	0	0	9-9	0	0	0	0	7	63
Sept. 14	Army	40	24	64	9-36	5-24	3	2-15	1-0	1	1	0	0	4-4	0	0	0	0	10	31
Sept. 21	at North Texas	30	44	74	6-18	3-12	1	2-0	2-0	5	4	0	0	6-6	0	0	0	0	28	45
Oct. 05	at UTEP	36	26	62	4-13	1-6	0	0-0	0-0	1	3	0	0	1-1	0	0	0	0	0	16
Oct. 12	UAB	36	18	54	8-25	2-10	2	2-0	0-0	4	4	0	0	3-3	0	0	0	0	0	33
Oct. 19	Rice	34	22	56	3-14	1-2	0	0-0	1-1	3	5	0	0	3-3	0	0	0	0	0	27
Nov 02	at Texas A&M	29	36	65	10-38	4-23	1	0-0	1-4	7	3	0	0	6-6	0	0	0	0	0	45
Nov. 09	at Old Dominion	34	58	92	4-23	3-17	1	1-0	0-0	2	3	0	0	2-2	0	0	0	0	3	23
Nov. 16	Southern Miss	52	18	70	6-35	5-32	1	2-0	1-0	7	6	0	0	3-4	0	0	0	0	6	36
Nov. 23	Florida Atlantic	44	20	64	4-21	2-14	2	2-0	1-4	1	3	0	0	4-4	0	0	0	0	14	40
Nov. 30	at Louisiana Tech	39	30	69	7-13	1-6	0	0-0	2-17	2	4	0	0	5-5	0	0	0	0	14	41
Opponents		451	374	825	73-271	31-158	11	12-15	11-81	41	40	0	0	47-48	0	0	0	0	82	407
UTSA		493	231	724	96-344	26-148	13	11-0	6-91	35	34	0	0	25-25	2	1	0	34	244	

SPECIAL TEAMS

Date	Opponent	PUNTING										FIELD GOALS			KICKOFFS			
		No	Yds	Avg	Long	Blkd	TB	FC	50+	I20	Att-Made	Long	Blkd	No	Yds	Avg	TB	OB
Aug. 31	UIW	6	215	35.8	48	0	0	2	0	3	0-0	0	0	2	89	44.5	0	1
Sept. 7	at Baylor	3	131	43.7	51	0	0	2	1	1	0-0	0	0	10	646	64.6	8	0
Sept. 14	Army	3	130	43.3	51	0	1	0	1	0	1-1	40	0	6	355	59.2	1	1
Sept. 21	at North Texas	3	132	44.0	47	0	1	0	0	1	2-1	31	0	7	371	53.0	2	0
Oct. 05	at UTEP	8	297	37.1	56	0	1	2	1	2	1-1	37	0	3	145	48.3	2	1
Oct. 12	UAB	1	53	53.0	53	0	0	1	1	1	4-4	43	0	8	519	64.9	4	0
Oct. 19	Rice	2	116	58.0	66	0	0	0	2	2	2-2	37	0	6	365	60.8	3	0
Nov 02	at Texas A&M	4	208	52.0	59	0	0	1	3	2	1-1	45	0	8	507	63.4	4	0
Nov. 09	at Old Dominion	3	111	37.0	45	0	0	1	0	1	3-3	37	0	6	362	60.3	1	0
Nov. 16	Southern Miss	6	279	46.5	56	0	0	1	3	4	1-1	27	0	7	439	62.7	2	1
Nov. 23	Florida Atlantic	3	126	42.0	46	0	1	1	0	0	3-2	28	0	8	460	57.5	3	0
Nov. 30	at Louisiana Tech	6	238	39.7	57	0	0	1	1	2	2-2	34	0	7	361	51.6	2	0
Opponents		48	2,036	42.4	66	0	4	11	13	19	20-18	45	0	77	4,604	59.8	32	3
UTSA		65	2,651	40.8	56	0	0	28	12	16	11-9	43	0	51	3,019	59.2	20	2

RED ZONE

Date	Opponent	Score	Times In RZ	Times Scored	Total Pts	TDs	Rush TDs	Pass TDs	FGs Made	FGA	Failed to score inside RZ						
											Downs	Int	Fumb	Half	Game		
Aug. 31	UIW	W 35-7	1	1	7	1	0	1	0	0	0	0	0	0	0	0	0
Sept. 7	at Baylor	L 14-63	5	5	35	5	4	1	0	0	0	0	0	0	0	0	0
Sept. 14	Army	L 13-31	3	2	14	2	2	0	0	0	0	0	0	1	0	0	0
Sept. 21	at North Texas	L 3-45	7	6	38	5	2	3	1	0	1	0	0	0	0	0	0
Oct. 05	at UTEP	W 26-16	4	3	16	2	1	1	1	0	1	0	0	0	0	0	0
Oct 12	UAB	L 14-33	5	5	23	2	1	1	3	0	0	0	0	0	0	0	0
Oct 19	Rice	W 31-27	6	5	27	3	1	2	2	0	0	0	0	1	0	0	0
Nov 02	at Texas A&M	L 14-45	5	5	31	4	3	1	1	0	0	0	0	0	0	0	0
Nov 09	at Old Dominion	W 24-23	3	3	9	0	0	0	3	0	0	0	0	0	0	0	0
Nov. 16	Southern Miss	L 17-36	2	2	10	1	0	1	1	0	0	0	0	0	0	0	0
Nov 23	Florida Atlantic	L 26-40	7	6	33	4	3	1	2	1	0	0	0	0	0	0	0
Nov 30	at Louisiana Tech	L 27-41	4	3	13	1	1	0	2	0	1	0	0	0	0	0	0
Totals - 46 of 52 (88.5%)			52	46	256	30	18	12	16	1	3	0	2	0	0	0	0

« 2019 UTSA MISCELLANEOUS STATISTICS »

2019 LONG PLAY CHART

Yards	Play Type	Player	Opponent
75*	Pass	Joshua Cephus from Lowell Narcisse	Southern Miss
65	KR	Brett Winnegan	Army
65	Pass	Zahkari Franklin	Old Dominion
58*	INT	Dadrian Taylor	Texas A&M
54*	Rush	Sincere McCormick	Baylor
51*	Pass	Carlos Strickland II from Lowell Narcisse	Southern Miss
51*	Rush	Sincere McCormick	UTEP
51	Rush	Sincere McCormick	Louisiana Tech
47	Rush	Sincere McCormick	UIW
44	Pass	Sincere McCormick from Lowell Narcisse	Texas A&M
44	KR	B.J. Daniels	Louisiana Tech
46*	Rush	Sincere McCormick	Old Dominion
42	Rush	Lowell Narcisse	North Texas
40	Pass	Zahkari Franklin from Jordan Weeks	FAU
37	Pass	Leroy Watson from Frank Harris	Army
36*	Pass	Tykee Ogle-Kellogg from Frank Harris	UIW
36	Pass	Sheldon Jones from Jordan Weeks	Louisiana Tech
35	Pass	Carlos Strickland II from Lowell Narcisse	UAB
35	KR	Jahmal Sam	Texas A&M
35	Pass	Zahkari Franklin from Lowell Narcisse	Southern Miss
34*	INT	Rashad Wisdom	Rice
33	Pass	Sincere McCormick from Lowell Narcisse	Rice
32	Rush	Sincere McCormick	Rice
30	Rush	Sincere McCormick	Rice
28	Pass	Zahkari Franklin from Lowell Narcisse	Southern Miss
28	Rush	Sincere McCormick	FAU
26	KR	Brenden Brady	UAB
26	Pass	Carlos Strickland II from Lowell Narcisse	Rice
26	Pass	Carlos Strickland II from Jordan Weeks	Louisiana Tech
25	KR	B.J. Daniels	Rice
25	Pass	Tariq Woolen from Lowell Narcisse	North Texas
25	Rush	Lowell Narcisse	UAB
24	Rush	Brenden Brady	FAU
24*	Pass	Carlos Strickland II from Jordan Weeks	FAU
24	Rush	Sincere McCormick	UTEP
24	KR	Brenden Brady	UAB
24	Rush	Frank Harris	UIW
24	Pass	Carlos Strickland II from Jordan Weeks	Louisiana Tech
24	Pass	Zahkari Franklin from Jordan Weeks	Louisiana Tech
23	Rush	Sincere McCormick	UTEP
23	Rush	Sincere McCormick	UTEP
23	Pass	Brenden Brady from Lowell Narcisse	Old Dominion
23	KR	Jahmal Sam	Old Dominion
22	Pass	Rashad Wisdom from Lucas Dean	Army
22	Pass	Brenden Brady from Frank Harris	UIW
22	KR	Jahmal Sam	Louisiana Tech
21	Pass	Zahkari Franklin from Lowell Narcisse	Old Dominion
21	Rush	Lowell Narcisse	UTEP
21	KR	Jahmal Sam	Rice
21	KR	Brenden Brady	UAB
20	Pass	Zahkari Franklin from Jordan Weeks	Texas A&M
20	KR	Brenden Brady	UAB
20	Rush	Sincere McCormick	North Texas

* touchdown scored on play



Joshua Cephus' 75-yard touchdown reception against Southern Miss marked the longest play of the 2019 season for the Roadrunners.

LONG PLAYS BY THE NUMBERS

Long Plays By Yards	No.	TD
90-99	0	0
80-89	0	0
70-79	1	1
60-69	2	0
50-59	5	4
40-49	6	1
30-39	11	2
20-29	30	1

Long Plays By Type	No.	TD
Rushing	17	3
Passing	25	4
Punt returns	0	0
Kick returns	11	0
Interceptions	2	2
Fumble returns	0	0
TOTAL	55	9

LONG PLAYS BY PLAYER

Player	No.	TD	R	P	KR	PR	IR	FR
Sincere McCormick	14	3	12	2	0	0	0	0
Carlos Strickland II	7	2	0	7	0	0	0	0
Zahkari Franklin	7	0	0	7	0	0	0	0
Brenden Brady	7	0	1	2	4	0	0	0
Jahmal Sam	4	0	0	0	4	0	0	0
Lowell Narcisse	3	0	3	0	0	0	0	0
Rashad Wisdom	2	1	0	1	0	0	1	0
Sheldon Jones	2	0	0	2	0	0	0	0
B.J. Daniels	2	0	0	0	2	0	0	0
Tykee Ogle-Kellogg	1	1	0	1	0	0	0	0
Joshua Cephus	1	1	0	1	0	0	0	0
Dadrian Taylor	1	0	0	0	0	0	1	0
Frank Harris	1	0	1	0	0	0	0	0
Tariq Woolen	1	0	0	1	0	0	0	0
Brett Winnegan	1	0	0	0	1	0	0	0
Leroy Watson	1	0	0	1	0	0	0	0
TOTAL	455	9	17	25	11	0	2	0

LONGEST PLAYS

Rushing

54 Sincere McCormick at Baylor (9/7/19)

Rushing Touchdown

54 Sincere McCormick at Baylor (9/7/19)

Passing

75 Joshua Cephus from Lowell Narcisse vs. Southern Miss (11/16/19)

Passing Touchdown

75 Joshua Cephus from Lowell Narcisse vs. Southern Miss (11/16/19)

Punt Return

12 Sheldon Jones at UTEP (10/5/19)

Kick Return

65 Brett Winnegan vs. Army (9/14/19)

Interception Return

58 Dadrian Taylor vs. Texas A&M (11/2/19)

Fumble Return

-

Punt

56 Lucas Dean at Baylor (9/7/19)

56 Lucas Dean at Louisiana Tech (11/30/19)

Field Goal

43 Hunter Duplessis vs. UTEP (10/5/19)

« 2019 UTSA MISCELLANEOUS STATISTICS »

Starters Summary

Offense	QB	TB	WR (X)	WR (Z)	TE	TE/FB	LT	LG	C	RG	RT
vs. UIW	Harris	McCormick	Woolen	Moorhead	Watson	Strickland II	Shannon	Burford	Maka	Davis	Dunlop
at Baylor	Harris	McCormick	Cephus	Jones	Watson	Strickland II	Shannon	Burford	Maka	Davis	Dunlop
vs. Army	Harris	McCormick	Cephus	Jones	Watson	Strickland II	Shannon	Burford	Maka	Davis	Dunlop
at North Texas	Harris	McCormick	Cephus	Jones	Watson	Strickland II	Shannon	Burford	Maka	Davis	Dunlop
at UTEP	Narcisse	McCormick	Woolen	Jones	Watson	Steward	Shannon	Pastucci	Maka	Davis	Dunlop
vs. UAB	Narcisse	McCormick	Woolen	Jones	Watson	Strickland II	Shannon	Burford	Maka	Davis	Dunlop
vs. Rice	Narcisse	McCormick	Cephus	Jones	Sharp	Steward	Shannon	Burford	Maka	Davis	Dunlop
at Texas A&M	Narcisse	McCormick	Cephus	Griffin	Sharp	Strickland II	Shannon	Burford	Maka	Davis	Dunlop
at Old Dominion	Narcisse	McCormick	Franklin	Jones	Watson	Strickland II	Shannon	Burford	Maka	Davis	Dunlop
vs. Southern Miss	Narcisse	McCormick	Franklin	Jones	Watson	Strickland II	Shannon	Burford	Maka	Davis	Dunlop
vs. Florida Atlantic	Narcisse	McCormick	Franklin	Jones	Watson	Sharp	Shannon	Burford	Maka	Pastucci	Dunlop
at Louisiana Tech	Weeks	Brady	Franklin	Jones	Sharp	Strickland II	Shannon	Burford	Maka	Pastucci	Dunlop

Defense	DE/DT	DT	DT	DE	LB (MIKE)	LB (WILL)	SS	WS	FS	CB	CB
vs. UIW	Carter-McLin	Haynes	Baker	Banks	McFarland	Martel	Wisdom	Harris	Austin III	Mayfield Jr.	Grady
at Baylor	Carter-McLin	Haynes	Baker	Banks	McFarland	Martel	Wisdom	Harris	Austin III	Mayfield Jr.	Grady
vs. Army	Newton	Haynes	Baker	Banks	McFarland	Martel	Wisdom	Harris	Austin III	Mayfield Jr.	Grady
at North Texas	Carter-McLin	Newton	Baker	Banks	McFarland	Martel	Wisdom	Harris	Austin III	Mayfield Jr.	Grady
at UTEP	Carter-McLin	Haynes	Baker	Banks	Martel	Harmanson	Wisdom	Harris	Austin III	Johnson	Grady
vs. UAB	Carter-McLin	Haynes	Baker	Banks	Martel	Harmanson	Wisdom	Harris	Austin III	Mayfield Jr.	Grady
vs. Rice	Carter-McLin	Haynes	Baker	Banks	Martel	Harmanson	Wisdom	Nwachuku	Austin III	Mayfield Jr.	Grady
at Texas A&M	Carter-McLin	Haynes	Baker	Banks	Martel	Harmanson	Wisdom	Nwachuku	Austin III	Mayfield Jr.	Grady
at Old Dominion	Carter-McLin	Haynes	Baker	Banks	Martel	Harmanson	Wisdom	Nwachuku	Austin III	Mayfield Jr.	Grady
vs. Southern Miss	Carter-McLin	Haynes	Baker	Banks	Martel	Harmanson	Wisdom	Nwachuku	Austin III	Johnson	Grady
vs. Florida Atlantic	Carter-McLin	Haynes	Baker	Banks	Martel	Harmanson	Wisdom	Nwachuku	Austin III	Sam	Grady
at Louisiana Tech	Carter-McLin	Haynes	Baker	Banks	Martel	Harmanson	Wisdom	Nwachuku	Austin III	Sam	Johnson

Team Game Captains

- vs. UIW** — Jarrod Carter-McLin, Frank Harris, Andrew Martel
- at Baylor** — Eric Banks, Dominic Pastucci, Treyvion Shannon, Leroy Watson
- vs. Army** — Kevin Davis, Hunter Duplessis, SaVion Harris
- at North Texas** — Baylen Baker, Lucas Dean, Carlos Strickland II
- at UTEP** — Josh Dunlop, Cassius Grady, Kelechi Nwachuku
- vs. UAB** — Jaylon Haynes, Sheldon Jones, Sincere McCormick
- vs. Rice** — Carl Austin III, Halen Steward, Dadrian Taylor
- at Texas A&M** — DeQuarius Henry, Jarrett Preston, Lowell Narcisse
- at Old Dominion** — B.J. Daniels, Trevor Harmanson, Gavin Sharp
- vs. Southern Miss** — Jarrod Carter-McLin, Hunter Duplessis, Lowell Narcisse
- vs. FAU** — Carl Austin III, Josh Dunlop, Andrew Martel
- at Louisiana Tech** — Lucas Dean, Zakhari Franklin, Jaylon Haynes, Carlos Strickland II, Rashad Wisdom



Eric Banks started all 12 games at defensive end in 2019 and finished his career with a program record 48 games played.

« 2019 UTSA GAME RECAPS »

Saturday, Aug. 31 UTSA 35, UIW 7 San Antonio (Alamodome)

SAN ANTONIO — Making his first career start, quarterback Frank Harris passed for 206 yards and three touchdowns and ran for 123 yards, while UTSA held UIW to 209 yards of offense in a 35-7 victory in the Hometown Showdown presented by H-E-B on Saturday before 26,787 fans at the Alamodome.

The sophomore left-hander completed his first 13 passes — a school record for a debut — and finished 28 of 36 through the air in helping the Roadrunners improve to 7-2 all-time in season openers, including a perfect 3-0 at home. The Schertz Clemens High School product also set a new standard for rushing yards by a quarterback, eclipsing the previous mark of 102 set by Eric Soza in UTSA's inaugural game on Sept. 3, 2011.

Meanwhile, the defense created havoc all night long in limiting the Cardinals (0-1) to 209 total yards, including just 28 on the ground. UIW did not convert a third down in 10 tries and UTSA sacked quarterback Jon Copeland four times, including two by junior defensive end Lorenzo Dantzier.

Dantzier and SaVion Harris led a quintet of players who recorded four tackles, joining Cassius Grady, Andrew Martel and Dadrian Taylor. Harris, a junior safety, also had an interception and Grady, a senior cornerback, posted a pair of pass breakups and a tackle for loss.

Attendance: 26,787	1	2	3	4	Final
UIW (0-1)	0	7	0	0	7
UTSA (1-0)	7	14	7	7	35

SCORING SUMMARY

1st	09:18	UTSA	Carlos Strickland II 16 yd pass from Frank Harris (Hunter Duplessis kick)	
			5 plays, 40 yards, TOP 2:24	0-7
2nd	14:27	UTSA	Brenden Brady 10 yd run (Duplessis kick)	
			14 plays, 78 yards, TOP 7:10,	0-14
	12:12	UIW	Ameer King 11 yd pass from Jon Copeland (Carson Mohr kick)	
			5 plays, 75 yards, TOP 2:15	7-14
	07:38	UTSA	Deven Boston 6 yd run (Duplessis kick)	
			10 plays 65 yards, TOP 4:34	7-21
3rd	09:26	UTSA	Gavin Sharp 5 yd pass from Harris (Duplessis kick)	
			7 plays, 59 yards, TOP 3:31	7-28
4th	09:53	UTSA	Tykee Ogle-Kellogg 36 yd pass from Harris (Duplessis kick)	
			7 plays, 91 yards, TOP 3:36	7-35

	UIW	UTSA
FIRST DOWNS.....	14	28
RUSHES-YARDS (NET).....	20-28	47-284
PASSING YDS (NET).....	181	206
PASSES ATT-COMP-INT.....	33-15-1	37-28-2
TOTAL OFFENSE PLAYS-YARDS.....	53-209	84-490
FUMBLE RETURNS-YARDS.....	0-0	0-0
PUNT RETURNS-YARDS.....	0-0	3-11
KICKOFF RETURNS-YARDS.....	4-70	0-0
INTERCEPTION RETURNS-YARDS.....	2-26	1-0
PUNTS (NUMBER-AVG).....	6-35.8	3-36.7
FUMBLES-LOST.....	0-0	1-0
PENALTIES-YARDS.....	5-55	13-145
POSSESSION TIME.....	19:58	40:02
THIRD-DOWN CONVERSIONS.....	0 OF 10	8 OF 14
FOURTH-DOWN CONVERSIONS.....	0 OF 3	2 OF 3
RED-ZONE SCORES-CHANCES.....	1-1	4-4
SACKS BY: NUMBER-YARDS.....	1-2	4-22

RUSHING: UIW - Kevin Brown 6-36-0, Keyondrick Phil 2-7-0, Ameer King 4-6-0, David Balcomb 1-4-0, Jon Copeland 7-17-0. **UTSA** - Frank Harris 15-129-0, Sincere McCormick - 12-74-0, B.J. Daniels - 6-42-0, Brenden Brady 7-31-1, Deven Boston 4-11-1, Lowell Narcisse 2-8-0.

PASSING: UIW - Jon Copeland 15-31-1-181. **UTSA** - Frank Harris 28-36-1-206.

RECEIVING: UIW - Lamont Johnson 5-70-0, Ameer King 4-38-1, Kam Williams 4-25-0, Jaelin Campbell 1-45-0, Colby Anthony 1-3-0. **UTSA** - Brenden Brady 5-47-0, Sincere McCormick 5-18-0, Carlos Strickland 4-26-1, Blaze Moorhead 4-17-0, Gavin Sharp 3-18-1, Sheldon Jones 2-8-0, Tykee Ogle-Kellogg 1-36-1, Leroy Watson 1-12-0, Tariq Woolen 1-10-0, Zahari Franklin 1-7-0, Kirk Johnson Jr. 1-7-0.

INTERCEPTIONS: UIW-Ashton Preston 1-20; Kyle Covington 1-6. **UTSA**-SaVion Harris 1-0.




Saturday, Sept. 7 Baylor 63, UTSA 14 Waco, Texas (McLane Stadium)

WACO, Texas — Sincere McCormick rushed for 87 yards and two touchdowns, but Baylor piled up 546 yards of offense in a 63-14 win over UTSA on Saturday afternoon at McLane Stadium.

McCormick led the Roadrunners (1-1) ground game, which totaled 164 yards on the day. The true freshman from Converse Judson High School scored for the first time in his young career on a 2-yard plunge late in the third quarter. He then broke loose up the middle for a 54-yard dash early in the final stanza, the longest play from scrimmage by a Roadrunner since a 73-yard rush by Tyrell Clay against Rice on Oct. 21, 2017.

UTSA senior safety Carl Austin III registered a team-high six tackles, while SaVion Harris, LaDarian McFarland and Jahmal Sam all posted five stops apiece.



Attendance: 40, 274	1	2	3	4	Final
UTSA (1-1)	0	0	7	7	14
Baylor (2-0)	14	21	14	14	63

SCORING SUMMARY

1st	08:22	BU	Denzel Mims 9 yd pass from Charlie Brewer (John Mayers kick)	
			4 plays, 70 yards, TOP 1:23	0-7
	00:43	BU	Brewer 5 yd run (Mayers kick)	
			9 plays, 79 yards, TOP 3:50	0-14
2nd	09:27	BU	Mims 30 yd pass from Brewer (Mayers kick)	
			8 plays, 72 yards, TOP 4:02	0-21
	07:09	BU	Grayland Arnold 73 yd punt return (Mayers kick)	
				0-28
	01:30	BU	Mims 26 yd pass from Brewer (Mayers kick)	
			9 plays, 75 yards, TOP 4:06	0-35
3rd	11:25	BU	Gerry Bohanon 3 yd run (Mayers kick)	
			8 plays, 70 yards, TOP 3:35	0-42
	06:11	BU	JaMycal Hasty 1 yd run (Mayers kick)	
			6 plays, 82 yards, TOP 2:50	0-49
	00:03	UTSA	Sincere McCormick 2 yd run (Hunter Duplessis kick)	
			16 plays, 79 yards, TOP 6:08	7-49
4th	12:22	UTSA	McCormick 54 yd run (Duplessis kick)	
			4 plays, 65 yards, TOP 1:46	14-49
	08:30	BU	Chris Platt 15 yd run (N. Rauschenberg kick)	
			2 plays, 16 yards, TOP 0:43	14-56
	05:33	BU	Qualan Jones 61 yd run (Rauschenberg kick)	
			3 plays, 65 yards, TOP 1:37	14-63

	UTSA	BU
FIRST DOWNS.....	14	25
RUSHES-YARDS (NET).....	36-164	39-368
PASSING YDS (NET).....	102	178
PASSES ATT-COMP-INT.....	30-17-0	23-16-0
TOTAL OFFENSE PLAYS-YARDS.....	66-266	62-546
FUMBLE RETURNS-YARDS.....	0-0	0-0
PUNT RETURNS-YARDS.....	1-2	3-83
KICKOFF RETURNS-YARDS.....	2-37	2-51
INTERCEPTION RETURNS-YARDS.....	0-0	0-0
PUNTS (NUMBER-AVG).....	8-43.0	3-43.7
FUMBLES-LOST.....	3-1	1-0
PENALTIES-YARDS.....	7-58	6-50
POSSESSION TIME.....	31:31	28:29
THIRD-DOWN CONVERSIONS.....	7 OF 18	6 OF 9
FOURTH-DOWN CONVERSIONS.....	2 OF 3	0 OF 0
RED-ZONE SCORES-CHANCES.....	1-1	5-5
SACKS BY: NUMBER-YARDS.....	1-2	3-10

RUSHING: UTSA-Sincere McCormick 12-87; Deven Boston 5-33; Brenden Brady 6-26; Lowell Narcisse 3-12; B.J. Daniels 1-3; Frank Harris 9-3. **Baylor**-Gerry Bohanon 7-93; Trestan Ebner 4-76; John Lovett 9-69; Qualan Jones 2-63; Abram Smith 3-21; JaMycal Hasty 7-18; Chris Platt 1-15; Charlie Brewer 4-10; Jonah White 1-2; Koby Bullard 1-1.

PASSING: UTSA-Frank Harris 15-24-0-93; Lowell Narcisse 2-6-0-9. **Baylor**-Charlie Brewer 12-16-0-163; Gerry Bohanon 4-7-0-15.

RECEIVING: UTSA-Tykee Ogle-Kellogg 4-15; Blaze Moorhead 3-21; Joshua Cephus 2-23; Carlos Strickland II 2-11; Sheldon Jones 2-10; Tariq Woolen 1-7; Zahari Franklin 1-6; Deven Boston 1-6; Dywan Griffin 1-3. **Baylor**-Denzel Mims 7-101; R.J. Sneed 3-40; JaMycal Hasty 2-8; Tyquan Thornton 1-16; John Lovett 1-13; Davis Baucum 1-2; Chris Platt 1-minus 2.

« 2019 UTSA GAME RECAPS »

Saturday, Sept. 14 Army 31, UTSA 13 San Antonio (Alamodome)

SAN ANTONIO — UTSA's Jarrod Carter-McLin and Andrew Martel posted 10 tackles apiece, but Army rushed for 340 yards in a 31-13 victory on Saturday afternoon in front of 30,718 fans at the Alamodome.

The Black Knights (2-1) completed the only two passes they attempted for just 18 yards and rode their ground game, which tallied 197 yards after halftime, in downing the Roadrunners (1-2) in the first meeting between the two programs.

Army quarterback Jabari Laws led the rushing attack with 137 yards and a touchdown on 23 carries, while Kell Walker added 80 yards on five rushes and Connor Slomka rushed for 58 on 17 totes.

UTSA quarterback Frank Harris threw for 187 yards on 23 of 31 passing, while Carlos Strickland II and Blaze Moorhead caught four passes apiece for 38 and 20 yards, respectively.



Attendance: 30,718	1	2	3	4	Final
Army (1-2)	10	0	7	14	31
UTSA (1-2)	0	0	7	6	13

SCORING SUMMARY

1st	14:07	ARMY	Kell Walker 26 yd run (David Cooper kick) 3 plays, 75 yards, TOP 0:53	7 - 0
	10:41	ARMY	Cooper 40 yd field goal 5 plays, 16 yards, TOP 2:33	10 - 0
3rd	08:02	UTSA	Lowell Narcisse 2 yd run (Hunter Duplessis kick) 13 plays, 65 yards, TOP 6:58	10 - 7
	02:23	ARMY	Jabari Laws 41 yd run (Cooper kick) 1 play, 41 yards, TOP 0:11	17 - 7
4th	10:43	ARMY	Walker 16 yd run (Cooper kick) 9 plays, 70 yards, TOP 4:31	24 - 7
	08:50	UTSA	Sincere McCormick 7 yd run (TEAM rush failed) 6 plays, 32 yards, TOP 1:53	24 - 13
	01:23	ARMY	Connor Slomka 3 yd run (Cooper kick) 13 plays, 70 yards, TOP 7:27	31 - 13

	Army	UTSA
FIRST DOWNS.....	22	13
RUSHES-YARDS (NET).....	55-340	27-51
PASSING YDS (NET).....	18	209
PASSES ATT-COMP-INT.....	2-2-0	33-24-1
TOTAL OFFENSE PLAYS-YARDS.....	57-358	60-260
FUMBLE RETURNS-YARDS.....	1-15	0-0
PUNT RETURNS-YARDS.....	1-6	1-3
KICKOFF RETURNS-YARDS.....	0-0	3-100
INTERCEPTION RETURNS-YARDS.....	1-0	0-0
PUNTS (NUMBER-AVG).....	3-43.3	5-42.6
FUMBLES-LOST.....	3-2	3-2
PENALTIES-YARDS.....	5-30	7-54
POSSESSION TIME.....	30:33	29:27
THIRD-DOWN CONVERSIONS.....	5 OF 9	5 OF 13
FOURTH-DOWN CONVERSIONS.....	0 OF 0	2 OF 2
RED-ZONE SCORES-CHANCES.....	2-3	2-3
SACKS BY: NUMBER-YARDS.....	5-24	2-16

RUSHING: ARMY-Jabari Laws 23-137; Kell Walker 5-80; Connor Slomka 17-59; Artice Hobbs 7-54; Sandon McCoy; **TEAM** 1-minus 2. **UTSA**-Sincere McCormick 5-27; Deven Boston 3-16; Lowell Narcisse 2-7; Brenden Brady 2-4; Frank Harris 14-1; Sheldon Jones 1-minus 4.

PASSING: ARMY-Jabari Laws 2-2-0-18. **UTSA**-Frank Harris 23-31-1-187; Lowell Narcisse 0-1-0-0; Lucas Dean 1-1-0-22.

RECEIVING: ARMY-C. Harrison 1-12; Kjetil Cline 1-6. **UTSA**-Carlos Strickland II 4-38; Blaze Moorhead 4-20; Sincere McCormick 3-26; Gavin Sharp 3-23; Sheldon Jones 3-13; Joshua Cephus 2-16; Leroy Watson 1-37; Rashad Wisdom 1-22; Brenden Brady 1-7; Tykee Ogle-Kellogg 1-6; Deven Boston 1-1.

Saturday, Sept. 21 North Texas 45, UTSA 3 Denton, Texas (Apogee Stadium)

DENTON, Texas — Lowell Narcisse came off the bench to register 222 yards of offense, but it was not enough in a 45-3 setback to North Texas in the Conference USA opener for both teams on Saturday night at Apogee Stadium.

The Mean Green (2-2, 1-0) took advantage of four turnovers by the Roadrunners (1-3, 0-1) and converted those into 28 points while piling up 501 yards of offense in the seventh all-time meeting between the two teams.

Playing in place of starting quarterback Frank Harris, who left with an injury on the second play of the game, Narcisse, a sophomore out of St. James, La., completed 16 passes for 124 yards and ran for a team-high 98 yards on 15 carries to pace the UTSA offense. Sincere McCormick added 62 yards on a season-best 16 attempts, while Sheldon Jones led all receivers with a career-high six catches for 41 yards.

Meanwhile, senior linebacker Andrew Martel led the defense with 10 tackles, including seven solo stops with one behind the line of scrimmage, for his second straight game with double-digit tackles. Carl Austin III added six tackles and LaDarian McFarland posted five.



Attendance: 19,922	1	2	3	4	Final
UTSA (1-3, 0-1)	0	3	0	0	3
North Texas (2-3, 1-0)	7	17	14	7	45

SCORING SUMMARY

1st	11:43	UNT	Tre Siggers 1 yd run (Ethan Mooney kick), 6 plays, 42 yards, TOP 2:17	0-7
2nd	11:21	UNT	DeAndre Torrey 13 yd run (Mooney kick) 8 plays, 71 yards, TOP 3:28	0-14
	10:16	UNT	Siggers 25 yd run (Mooney kick), 1 play, 25 yards, TOP 0:06	0-21
	00:26	UTSA	Hunter Duplessis 25 yd field goal 12 plays, 69 yards, TOP 3:33	3-21
	00:00	UNT	Mooney 31 yd field goal 4 plays, 61 yards, TOP 0:26	3-24
3rd	12:40	UNT	Torrey 9 yd pass from Mason Fine (Mooney kick) 5 plays, 75 yards, TOP 2:20	3-31
	01:12	UNT	Jyaire Shorter 20 yd pass from Fine (Mooney kick) 9 plays, 66 yards, TOP 3:45	3-38
4th	10:48	UNT	Jaelon Darden 3 yd pass from Jason Bean (Mooney kick) 8 plays, 51 yards, TOP 2:59	3-45

	UTSA	UNT
FIRST DOWNS.....	18	25
RUSHES-YARDS (NET).....	42-167	44-290
PASSING YDS (NET).....	128	211
PASSES ATT-COMP-INT.....	40-17-2	26-17-0
TOTAL OFFENSE PLAYS-YARDS.....	82-295	70-501
FUMBLE RETURNS-YARDS.....	0-0	0-0
PUNT RETURNS-YARDS.....	2-11	1-13
KICKOFF RETURNS-YARDS.....	2-26	0-0
INTERCEPTION RETURNS-YARDS.....	0-0	2-0
PUNTS (NUMBER-AVG).....	3-39.0	3-44.0
FUMBLES-LOST.....	2-2	1-0
PENALTIES-YARDS.....	1-15	4-38
POSSESSION TIME.....	30:12	29:48
THIRD-DOWN CONVERSIONS.....	6 OF 20	7 OF 14
FOURTH-DOWN CONVERSIONS.....	2 OF 7	0 OF 2
RED-ZONE SCORES-CHANCES.....	1-2	6-7
SACKS BY: NUMBER-YARDS.....	0-0	3-12

RUSHING: UTSA-Lowell Narcisse 15-98; Sincere McCormick 16-62; Brenden Brady 5-11; Deven Boston 2-0; Frank Harris 1-minus 1; Cordale Grundy 3-minus 3. **North Texas**-Tre Siggers 14-143; DeAndre Torrey 10-62; Jason Bean 3-34; Loren Easley 7-25; Nic Smith 6-17; Evan Johnson 4-14; **TEAM** 0-minus 5.

PASSING: UTSA-Lowell Narcisse 16-36-2-124; Cordale Grundy 1-4-0-4. **North Texas**-Mason Fine 15-22-0-195; Jason Bean 1-3-0-3; Austin Aune 1-1-0-13.

RECEIVING: UTSA-Sheldon Jones 6-41; Zakhari Franklin 3-17; Carlos Strickland II 2-10; Tariq Woolen 1-25; Brenden Brady 1-12; Kirk Johnson Jr. 1-8; Blaze Moorhead 1-8; Dywan Griffin 1-6; Sincere McCormick 1-1. **North Texas**-M. Lawrence 5-58; Jaelon Darden 4-27; DeAndre Torrey 3-60; Jyaire Shorter 1-20; Greg White 1-13; Deonte Simpson 1-12; D. Hair-Griffin 1-11; Kelvin Smith 1-10.

INTERCEPTIONS: UTSA-None. **North Texas**-Makyle Sanders 1-0; Nick Harvey 1-0.

FUMBLES: UTSA-Deven Boston 1-1; Lowell Narcisse 1-1. **North Texas** - Tre Siggers 1-0.

« 2019 UTSA GAME RECAPS »

Saturday, Oct. 5 UTSA 26, UTEP 16 El Paso, Texas (Sun Bowl)

EL PASO — Sincere McCormick broke UTSA's single-game rushing record and Lowell Narcisse also topped the century mark on the ground to help lead the Roadrunners to a 26-16 victory over UTSA in Conference USA action on Saturday night at the Sun Bowl.



McCormick rushed for 189 yards and a touchdown on 22 carries to eclipse the previous program standard of 186 set by Jarveon Williams in 2015 against Charlotte. The true freshman tailback from Converse Judson High School averaged 8.6 yards per carry and his 51-yard TD dash late in the fourth quarter helped seal the win for the Roadrunners (2-3, 1-1 C-USA), their third straight over the Miners (1-4, 0-2) and their fourth triumph in as many tries in El Paso.

Making his first career start, Narcisse, a sophomore quarterback out of St. James, La., rushed for 115 yards and a TD on 19 carries.

McCormick and Narcisse set the tone for the night, as UTSA gashed UTEP for 320 yards on the ground, just shy of the team single-game rushing mark of 357 posted in 2017 against Texas State.

Attendance: 13,876	1	2	3	4	Final
UTSA (2-3, 1-1)	7	3	6	10	26
UTEP (1-4, 0-2)	0	3	7	6	16

SCORING SUMMARY

1st	10:17	UTSA	Lowell Narcisse 9 yd run (Hunter Duplessis kick)		
			7 plays, 63 yards, TOP 2:40		7-0
2nd	09:44	UTSA	Duplessis 23 yd field goal		
			16 plays, 59 yards, TOP 7:55		10-0
	00:00	UTEP	Gavin Baechle 37 yd field goal		
			4 plays, 43 yards, TOP 0:36		10-3
3rd	11:22	UTSA	Blaze Moorhead 18 yd pass from Narcisse (Lucas Dean pass failed)		
			9 plays, 75 yards, TOP 3:38		16-3
	01:26	UTEP	Treyvon Hughes 8 yd run (Baechle kick)		
			5 plays, 55 yards, TOP 3:06		16-10
4th	11:38	UTSA	Duplessis 43 yd field goal		
			6 plays, 30 yards, TOP 2:30		19-10
	04:02	UTSA	Sincere McCormick 51 yd run (Duplessis kick)		
			6 plays, 78 yards, TOP 3:03		26-10
	00:44	UTEP	Tre'shon Wolfe 2 yd pass from Brandon Jones (Jones pass failed)		
			15 plays, 50 yards, TOP 3:18		26-16

	UTSA	UTEP
FIRST DOWNS.....	19	20
RUSHES-YARDS (NET).....	48-320	30-99
PASSING YDS (NET).....	46	181
PASSES ATT-COMP-INT.....	14-6-0	31-16-0
TOTAL OFFENSE PLAYS-YARDS.....	62-366	61-280
FUMBLE RETURNS-YARDS.....	0-0	0-0
PUNT RETURNS-YARDS.....	2-10	1-8
KICKOFF RETURNS-YARDS.....	0-0	2-20
INTERCEPTION RETURNS-YARDS.....	0-0	0-0
PUNTS (NUMBER-AVG).....	4-39.8	8-37.1
FUMBLES-LOST.....	0-0	0-0
PENALTIES-YARDS.....	9-77	8-75
POSSESSION TIME.....	28:46	31:14
THIRD-DOWN CONVERSIONS.....	4 OF 12	2 OF 12
FOURTH-DOWN CONVERSIONS.....	1 OF 2	2 OF 2
RED-ZONE SCORES-CHANCES.....	3-3	3-4
SACKS BY: NUMBER-YARDS.....	4-28	1-6

RUSHING: UTSA-Sincere McCormick 22-189; Lowell Narcisse 19-115; B.J. Daniels 4-15; Brenden Brady 2-4; TEAM 1-minus 3. UTEP-Treyvon Hughes 10-62; Josh Fields 4-25; Kai Locksley 13 17; Brandon Jones 3-minus 5.

PASSING: UTSA-Lowell Narcisse 6-14-0-46. UTEP-Brandon Jones 14-22-0-140; Kai Locksley 2-8-0-41; TEAM 0-1-0-0.

RECEIVING: UTSA-Tariq Woolen 2-16; Blaze Moorhead 1-18; Sincere McCormick 1-7; Carlos Strickland II 1-3; Dywan Griffin 1-2. UTEP-Tre'shon Wolf 9-91; Justin Garrett 3-44; Reynaldo Flores 2-34; Jess Trussell 1-9; Jacob Cowing 1-3.

Saturday, Oct. 12 UAB 33, UTSA 14 San Antonio, Texas (Alamodome)

SAN ANTONIO — Lowell Narcisse ran for 89 yards and a touchdown, but UAB used a balanced offense and a stingy defense to hold off UTSA, 33-14, in Conference USA action on Saturday night at the Alamodome.

Narcisse carried 17 times to lead UTSA's rushing attack with 89 yards one week after rushing for 115. The sophomore quarterback now has 329 rushing yards and three scores on the season. A native of St. James, La., he threw for 94 yards on eight completions with two apiece to Carlos Strickland II (41 yards), Kirk Johnson Jr. (19 yards) and Tariq Woolen (14 yards).



Attendance: 15,728	1	2	3	4	Final
UAB (5-1, 2-1 C-USA)	3	13	7	10	33
UTSA (2-4, 1-2 C-USA)	0	7	7	0	14

SCORING SUMMARY

1st	09:51	UAB	Nick Vogel 31 yd field goal		
			9 plays, 46 yards, TOP 3:50		3-0
2nd	14:01	UAB	Austin Watkins 67 yd pass from Tyler Johnston III (Vogel kick)		
			1 play, 67 yards, TOP 0:12		10-0
	12:02	UTSA	Sincere McCormick 4 yd run (Hunter Duplessis kick)		
			6 plays, 74 yards, TOP 1:59		10-7
	05:38	UAB	Vogel 31 yd field goal		
			10 plays, 74 yards, TOP 6:24		13-7
	00:13	UAB	Vogel 23 yd field goal		
			8 plays, 56 yards, TOP 3:51		16-7
3rd	08:57	UTSA	Lowell Narcisse 4 yd run (Duplessis kick)		
			8 plays, 50 yards, TOP 3:37		16-14
	06:00	UAB	Myron Mitchell 25 yd pass from Johnston III (Vogel kick)		
			6 plays, 73 yards, TOP 2:57		23-14
4th	11:01	UAB	Vogel 43 yd field goal		
			12 plays, 66 yards, TOP 6:00		26-14
	05:20	UAB	Stanley 5 yd run (Vogel kick)		
			7 plays, 57 yards, TOP 3:55		33-14

	UAB	UTSA
FIRST DOWNS.....	26	12
RUSHES-YARDS (NET).....	41-198	36-126
PASSING YDS (NET).....	294	94
PASSES ATT-COMP-INT.....	26-17-1	20-8-0
TOTAL OFFENSE PLAYS-YARDS.....	67-492	56-220
FUMBLE RETURNS-YARDS.....	0-0	0-0
PUNT RETURNS-YARDS.....	2-19	1-0
KICKOFF RETURNS-YARDS.....	2-24	4-91
INTERCEPTION RETURNS-YARDS.....	0-0	1-2
PUNTS (NUMBER-AVG).....	1-53.0	5-43.8
FUMBLES-LOST.....	2-1	2-2
PENALTIES-YARDS.....	6-68	9-78
POSSESSION TIME.....	36:06	23:54
THIRD-DOWN CONVERSIONS.....	2 OF 11	4 OF 13
FOURTH-DOWN CONVERSIONS.....	1 OF 2	0 OF 2
RED-ZONE SCORES-CHANCES.....	5-5	2-3
SACKS BY: NUMBER-YARDS.....	2-10	0-0

RUSHING: UAB-Stanley 13-92; Brown. 9-62; Tyler Johnston III 11-30; Jonathan Haden 5-18; Dylan Hopkins 1-0; TEAM 2-minus 4. UTSA-Lowell Narcisse 17-89; Sincere McCormick 16-34; Dywan Griffin 1-7; TEAM 2-minus 4.

PASSING: UAB-Tyler Johnston III 17-26-1-294. UTSA-Lowell Narcisse 8-19-0-94; Sheldon Jones 0-1-0-0.

RECEIVING: UAB-Watkins, Austin Watkins 6-167; Kendall Parham 6-82; Hayden Pittman 2-2; Myron Mitchell 1-25; M. Grossman 1-15; Thair Blakes 1-3. UTSA-Carlos Strickland II 2-41; Kirk Johnson Jr. 2-19; Tariq Woolen 2-14; Sincere McCormick 1-15; Sheldon Jones 1-5.

INTERCEPTIONS: UAB-None. UTSA-Jarrod Carter-McLain 1-2.

FUMBLES: UAB-L. Stanley 1-0; Tyler Johnston III 1-1. UTSA-Lowell Narcisse 2-2.

« 2019 UTSA GAME RECAPS »

Saturday, Oct. 19 UTSA 31, Rice 27 San Antonio, Texas (Alamodome)

SAN ANTONIO — Lowell Narcisse passed for 212 yards and two touchdowns and UTSA scored 24 points after halftime en route to a 31-27 victory over Rice in Conference USA action on Saturday night at the Alamodome.

The Roadrunners piled up 229 yards of offense in the second half and 361 for the game in running their record to 3-4 overall and 2-2 in conference with their fifth straight win against the Owls (0-7, 0-3).

Making his third start of the season, Narcisse completed 19 of 29 passes (65.5 percent) in posting his season high in passing yardage. The sophomore's favorite target was Carlos Strickland II, who hauled in six passes for a season-high 86 yards.

Meanwhile, Zakhari Franklin added four receptions for 26 yards and a school record-tying two TDs and Sincere McCormick had a pair of catches for 39 yards to go along with a team-high 94 rushing yards and a score.



Attendance: 17,657	1	2	3	4	Final
Rice (0-7, 0-3)	3	7	14	3	27
UTSA (3-4, 2-2)	7	0	17	7	31

SCORING SUMMARY

1st	06:03	RICE	Chris Barnes 31 yd field goal	
			13 plays, 71 yards, TOP: 7:23	0-3
	00:59	UTSA	Zakhari Franklin 8 yd pass from Lowell Narcisse (Hunter Duplessis kick)	
			13 plays, 60 yards, TOP 5:04	7-3
2nd	00:16	RICE	August Pitre III 2 yd pass from Wiley Green (Barnes kick)	
			7 plays, 78 yards, TOP 3:49	10-7
3rd	14:50	UTSA	Rashad Wisdom 34 yd interception return (Lucas Dean pass intcpt)	
				10-13
	12:33	RICE	Brad Rozner 19 yd pass from Tom Stewart (Barnes kick)	
			4 plays, 75 yards, TOP 2:17	17-13
	08:58	UTSA	Duplessis 34 yd field goal	
			11 plays, 58 yards, TOP 3:35	17-16
	03:09	RICE	Aston Walter 1 yd run (Barnes kick)	
			2 plays, 22 yards, TOP: 0:47	24-16
	00:49	UTSA	Sincere McCormick 6 yd run (Sheldon Jones pass from Narcisse)	
			6 plays, 75 yards, TOP 2:20	24-24
4th	09:02	RICE	Chris Barnes 37 yd field goal	
			13 plays, 56 yards, TOP 6:47	27-24
	05:06	UTSA	Zakhari Franklin 8 yd pass from Lowell Narcisse (Duplessis kick)	
			9 plays, 79 yards, TOP 3:56	31-27

	Rice	UTSA
FIRST DOWNS.....	21	19
RUSHES-YARDS (NET).....	35-146	30-149
PASSING YDS (NET).....	223	212
PASSES ATT-COMP-INT.....	29-20-1	29-19-1
TOTAL OFFENSE PLAYS-YARDS.....	64-369	59-361
FUMBLE RETURNS-YARDS.....	0-0	0-0
PUNT RETURNS-YARDS.....	0-0	0-0
KICKOFF RETURNS-YARDS.....	2-44	2-46
INTERCEPTION RETURNS-YARDS.....	1-1	1-34
PUNTS (NUMBER-AVG).....	2-58.0	3-42.7
FUMBLES-LOST.....	3-3	0-0
PENALTIES-YARDS.....	4-31	6-61
POSSESSION TIME.....	34:44	25:16
THIRD-DOWN CONVERSIONS.....	9 OF 14	6 OF 11
FOURTH-DOWN CONVERSIONS.....	0 OF 1	0 OF 1
RED-ZONE SCORES-CHANCES.....	5-6	4-4
SACKS BY: NUMBER-YARDS.....	1-2	2-20

RUSHING: Rice-Aston Walter 18-109; JoVoni Johnson 2-25; Charlie Booker 4-6; Tom Stewart 9-6; TEAM 1-0; Wiley Green 1-0. **UTSA**-Sincere McCormick 14-94; Brenden Brady 7-34; Lowell Narcisse 7-32; TEAM 1-minus 2; Dadrian Taylor 1-minus 9.

PASSING: Rice-Wiley Green 11-18-1-135; Tom Stewart 9-11-0-88. **UTSA**-Lowell Narcisse 19-29-1-212.

RECEIVING: Rice-Brad Rozner 9-138; Austin Tramell 9-75; August Pitre III 2-10. **UTSA**-Carlos Strickland II 6-86; Zakhari Franklin 4-26; Sincere McCormick 2-39; Tariq Woolen 2-33; Sheldon Jones 2-15; Gavin Sharp 1-9; Brenden Brady 1-3; Dywan Griffin 1-1.

INTERCEPTIONS: Rice-Naem Smith 1-1. **UTSA**-Rashad Wisdom 1-34.

FUMBLES: Rice-Wiley Green 1-1; TEAM 1-1; Tom Stewart 1-1. **UTSA**-None.

Saturday, Nov. 2 Texas A&M 45, UTSA 14 College Station, Texas (Kyle Field)

COLLEGE STATION, Texas — Texas A&M used a balanced offense and a stingy second-half defense to top UTSA, 45-14, on Saturday before 100,635 fans at Kyle Field.

The Aggies (6-3) rushed for 267 yards, including an opponent-record 217 by Isaiah Spiller, and passed for 211 in winning for the second time in as many meetings with the Roadrunners (3-5). Texas A&M held UTSA to 231 yards of offense, surrendering just 75 after halftime.

Lowell Narcisse led the UTSA offense, rushing for 54 yards and a touchdown and passing for 90 yards. Zakhari Franklin hauled in four passes for a team-high 46 yards, while Sincere McCormick had two grabs for 43 yards to go along with 43 yards on the ground.

Defensively, Cassius Grady tallied a career-high nine tackles (seven solo), including a sack in the first quarter.

Andrew Martel added seven stops, 1.5 tackles for loss and a sack, while Carl Austin III and Kelechi Nwachuku pitched in six tackles apiece.



Attendance: 100,635	1	2	3	4	Final
UTSA (3-5)	7	0	0	7	14
Texas A&M (6-3)	14	7	14	10	45

SCORING SUMMARY

1st	08:22	UTSA	Lowell Narcisse 2 yd run (Hunter Duplessis kick)	
			6 plays, 67 yards, TOP 2:37	7-0
	08:05	TAMU	Isaiah Spiller 60 yd run (Seth Small kick)	
			1 play, 60 yards, TOP 0:17	7-7
	02:03	TAMU	C Richardson 19 yd run (Seth Small kick)	
			9 plays, 63 yards, TOP 4:14	7-14
2nd	00:22	TAMU	J Wydermyer 7 yd pass from Kellen Mond (Seth Small kick)	
			4 plays, 42 yards, TOP 1:16	7-21
3rd	12:25	TAMU	Isaiah Spiller 50 yd run (Seth Small kick)	
			5 plays, 80 yards, TOP 2:35	7-28
	05:25	TAMU	Isaiah Spiller 8 yd run (Seth Small kick)	
			9 plays, 94 yards, TOP 4:50	7-35
4th	13:19	TAMU	Kellen Mond 1 yd run (Seth Small kick)	
			8 plays, 73 yards, TOP 3:32,	7-42
	09:03	TAMU	Seth Small 45 yd field goal	
			7 plays, 7 yards, TOP 3:03	7-45
	04:53	UTSA	Dadrian Taylor 58 yd interception return (Hunter Duplessis kick)	
				14-45

	UTSA	TAMU
FIRST DOWNS.....	14	23
RUSHES-YARDS (NET).....	36-93	40-267
PASSING YDS (NET).....	138	238
PASSES ATT-COMP-INT.....	25-11-1	28-20-1
TOTAL OFFENSE PLAYS-YARDS.....	61-231	68-505
FUMBLE RETURNS-YARDS.....	0-0	0-0
PUNT RETURNS-YARDS.....	3-3	2-25
KICKOFF RETURNS-YARDS.....	4-77	3-65
INTERCEPTION RETURNS-YARDS.....	1-58	1-4
PUNTS (NUMBER-AVG).....	8-39.0	4-52.0
FUMBLES-LOST.....	2-0	0-0
PENALTIES-YARDS.....	6-49	5-42
POSSESSION TIME.....	24:17	35:43
THIRD-DOWN CONVERSIONS.....	5 OF 16	5 OF 12
FOURTH-DOWN CONVERSIONS.....	1 OF 2	2 OF 2
RED-ZONE SCORES-CHANCES.....	1-1	5-5
SACKS BY: NUMBER-YARDS.....	3-18	4-23

RUSHING: **UTSA**-Lowell Narcisse 15-54; Sincere McCormick 12-43; Brenden Brady 4-18; TEAM 1-minus 1; Jordan Weeks 4-minus 21. **Texas A&M**-Isaiah Spiller 20-217; C Richardson 7-35; Connor Blumrick 3-12; Zach Calzada 4-2; Kellen Mond 6-1.

PASSING: **UTSA**-Lowell Narcisse 7-14-0-90; Jordan Weeks 4-11-1-48. **Texas A&M**-Kellen Mond 16-21-0-211; Zach Calzada 4-7-1-27.

RECEIVING: **UTSA**-Zakhari Franklin 4-46; Sincere McCormick 2-43; Gavin Sharp 2-20; Carlos Strickland II 1-17; Dywan Griffin 1-10; Brenden Brady 1-2. **Texas A&M**-Jhamon Ausbon 5-90; J Wydermyer 4-52; Ainius Smith 3-31; Kendrick Rogers 3-31; Kam Brown 2-19; Isaiah Spiller 1-7; Caleb Chapman 1-6; Glenn Beal 1-2.

INTERCEPTIONS: **UTSA**-Dadrian Taylor 1-58. **Texas A&M**-Erick Young 1-minus 4.

FUMBLES: **UTSA**-Jordan Weeks 1-0; Kirk Johnson Jr. 1-0. **Texas A&M**-None.

« 2019 UTSA GAME RECAPS »

Saturday, Nov. 9 UTSA 24, Old Dominion 23 Norfolk, Va. (S.B. Ballard Stadium)

NORFOLK, Va. — Lowell Narcisse engineered a pair of second-half scoring drives that took nearly 11 minutes off the clock and Clarence Hicks forced a fumble on a sack with 1:28 left to play to help UTSA rally from a 13-point deficit for a 24-23 victory over Old Dominion on Saturday at Ballard Stadium.

The Roadrunners trailed 23-10 early in the fourth quarter but touchdowns by Sincere McCormick, who rushed for 134 yards on 23 carries, and Carlos Strickland II on an 11-yard pass from Narcisse with 2:41 remaining led UTSA — 4-5 overall and 3-2 in Conference USA play — to its first win in three tries against the Monarchs (1-9, 0-6).

Needing a field goal or touchdown to go ahead, ODU had second down at its own 41-yard line, but Hicks came from behind Monarchs quarterback Hayden Wolff and knocked away the ball, which was recovered by Jarrod Carter-McLin with 1:28 on the clock to seal the Roadrunners' third win in their last five outings.

Narcisse enjoyed his best passing performance in a UTSA uniform, as the sophomore quarterback completed 18 of 23 passes for 240 yards to go along with 29 rushing yards.



Attendance 16,297	1	2	3	4	Final
UTSA (4-5, 3-2)	10	0	0	14	24
Old Dominion (1-9, 0-6)	10	10	3	0	23

SCORING SUMMARY

1st	13:04	UTSA	Sincere McCormick 46 yd run (Hunter Duplessis kick)	7-0
			5 plays, 71 yards, TOP: 1:56	
	06:22	ODU	Nick Rice 29 yd field goal	7-3
			7 plays, 38 yards, TOP: 3:39	
	04:12	UTSA	Duplessis 22 yd field goal	10-3
			5 plays, 70 yards, TOP: 2:10	
	01:11	ODU	Isaiah Spencer 42 yd pass from Steven Williams (Rice kick)	10-10
			5 plays, 80 yards, TOP: 2:56	
2nd	14:28	ODU	Aaron Moore 58 yd pass from Hayden Wolff (Rice kick)	10-17
			3 plays, 69 yards, TOP: 0:39	
	04:34	ODU	Rice 37 yd field goal	10-20
			10 plays, 60 yards, TOP: 3:58	
3rd	02:58	ODU	Rice 36 yd field goal	10-23
			12 plays, 75 yards, TOP: 6:35	
4th	12:54	UTSA	McCormick 2 yd run (Duplessis kick)	17-23
			11 plays, 85 yards, TOP: 4:56	
	02:41	UTSA	Carlos Strickland II 11 yd pass from Lowell Narcisse (Duplessis kick)	24-23
			14 plays, 78 yards, TOP: 6:50	

	UTSA	ODU
FIRST DOWNS.....	22	21
RUSHES-YARDS (NET).....	44-179	32-82
PASSING YDS (NET).....	240	289
PASSES ATT-COMP-INT.....	24-18-0	30-18-1
TOTAL OFFENSE PLAYS-YARDS.....	68-419	62-371
FUMBLE RETURNS-YARDS.....	0-0	0-0
PUNT RETURNS-YARDS.....	2-8	2-6
KICKOFF RETURNS-YARDS.....	5-94	2-28
INTERCEPTION RETURNS-YARDS.....	1-3	0-0
PUNTS (NUMBER-AVG).....	4-36.8	3-37.0
FUMBLES-LOST.....	1-1	4-1
PENALTIES-YARDS.....	6-80	3-30
POSSESSION TIME.....	31:31	28:29
THIRD-DOWN CONVERSIONS.....	8 OF 15	5 OF 12
FOURTH-DOWN CONVERSIONS.....	1 OF 1	1 OF 1
RED-ZONE SCORES-CHANCES.....	3-4	3-3
SACKS BY: NUMBER-YARDS.....	3-3	3-17

RUSHING: UTSA-Sincere McCormick 23-134; Lowell Narcisse 12-29; Brenden Brady 8-29; TEAM 2-minus 13. **Old Dominion**-Lala Davis 12-55; Kesean Strong 8-32; Robert Washington 4-5; Hayden Wolff 7-1; TEAM 1-minus 11.

PASSING: UTSA-Lowell Narcisse 18-23-0-240; TEAM 0-1-0-0. **Old Dominion**-Hayden Wolff 17-29-1-247; Spencer Williams 1-1-0-42.

RECEIVING: UTSA-Zakhari Franklin 6-134; Brenden Brady 3-42; Sincere McCormick 3-11; Sheldon Jones 3-8; Carlos Strickland II 2-26; Joshua Cephus 1-19. **Old Dominion**-Aaron Moore 3-80; Kesean Strong 3-26; Darius Savedge 2-41; Nigel Fitzgerald 2-37; Spencer Williams 2-13; Isaiah Spencer 1-42; Marcus Joyner 1-14; Chris Cunningham 1-11; Lala Davis 1-10; Donta Anthony 1-8; Cornell Hendrick Jr. 1-7.

INTERCEPTIONS: UTSA-Cassius Grady 1-minus 3. **Old Dominion**-None.

FUMBLES: UTSA-Brenden Brady 1-1. **Old Dominion**-Hayden Wolff 1-1; Cornell Hendrick Jr. 1-0; TEAM 1-0; Lala Davis 1-0.

Saturday, Nov. 16 Southern Miss 36, UTSA 17 San Antonio, Texas (Alamodome)

SAN ANTONIO — Lowell Narcisse turned in the seventh 300-yard passing game in UTSA history but Southern Miss outscored the Roadrunners 20-7 in the second half in a 36-17 victory in Conference USA on Saturday night at the Alamodome.

The Golden Eagles (7-3, 5-1) kept pace in the C-USA West Division race by tallying 493 yards of offense — 290 through the air and 203 on the ground — in winning for the third straight season against the Roadrunners (4-6, 3-3 C-USA).

Narcisse completed 21 of 40 passes for 325 yards and two touchdowns to lead UTSA to 422 yards of offense, the second straight game with 400-plus yards. The sophomore quarterback's career-best yardage total is the program's first 300-yard passing game in two seasons dating back to when Dalton Sturm threw for a school-record 367, also against Southern Miss.

Zakhari Franklin nearly recorded his second straight 100-yard receiving game, as the freshman wide receiver caught a team-best seven passes for 97 yards.

Carlos Strickland II was on the receiving end of five passes for 79 yards and his team-leading third touchdown of the season, while Joshua Cephus caught three balls for 95 yards and his first career TD, a 75-yard catch-and-run that opened the scoring for the Roadrunners.



Attendance 15,728	1	2	3	4	Final
Southern Miss (7-5, 3-1)	7	9	13	7	36
UTSA (5-5, 3-3)	7	3	7	0	17

SCORING SUMMARY

1st	09:31	USM	Tim Jones 2 yd pass from Jack Abraham (Andrew Stein kick)	7-0
			6 plays, 62 yards, TOP: 1:40	
	09:19	UTSA	Joshua Cephus 75 yd pass from Lowell Narcisse (Hunter Duplessis kick)	7-7
			1 play, 75 yards, TOP: 0:12	
2nd	12:14	USM	Stein 27 yd field goal	10-7
			12 plays, 69 yards, TOP: 4:53	
	05:54	UTSA	Hunter Duplessis 25 yd field goal,	10-10
			15 plays, 77 yards, TOP: 6:20	
	01:55	USM	De'Michael Harris 56 yd run (kick failed)	16-10
			7 plays, 77 yards, TOP: 1:55	
3rd	12:51	USM	Quez Watkins 77 yd pass from Abraham (Stein kick)	23-10
			5 plays, 93 yards, TOP: 2:09	
	04:57	UTSA	Carlos Strickland II 51 yd pass from Narcisse (Duplessis kick)	23-17
			7 plays, 91 yards, TOP: 3:07	
	03:12	USM	Harris 33 yd run (Abraham pass intcpt)	29-17
			5 plays, 75 yards, TOP: 1:45	
4th	04:45	USM	Kevin Perkins 39 yd run (Stein kick)	36-17
			3 plays, 49 yards, TOP: 1:43	

	USM	UTSA
FIRST DOWNS.....	19	20
RUSHES-YARDS (NET).....	39-203	37-97
PASSING YDS (NET).....	290	325
PASSES ATT-COMP-INT.....	34-22-1	40-21-1
TOTAL OFFENSE PLAYS-YARDS.....	73-493	77-422
FUMBLE RETURNS-YARDS.....	0-0	0-0
PUNT RETURNS-YARDS.....	0-0	4-3
KICKOFF RETURNS-YARDS.....	1-16	4-66
INTERCEPTION RETURNS-YARDS.....	1-0	1-0
PUNTS (NUMBER-AVG).....	6-46.5	9-39.2
FUMBLES-LOST.....	2-1	2-2
PENALTIES-YARDS.....	5-54	7-49
POSSESSION TIME.....	29:23	30:37
THIRD-DOWN CONVERSIONS.....	3 OF 14	5 OF 18
FOURTH-DOWN CONVERSIONS.....	2 OF 3	2 OF 3
RED-ZONE SCORES-CHANCES.....	2-2	1-2
SACKS BY: NUMBER-YARDS.....	5-32	1-11

RUSHING: Southern Miss-De'Michael Harris 16-121; Kevin Perkins 8-65; Jack Abraham 8-14; Shannon Anderson 5-6; TEAM 2-minus 3. **UTSA**-Sincere McCormick 16-44; Lowell Narcisse 18-31; Brenden Brady 3-22.

PASSING: Southern Miss-Jack Abraham 22-34-1-290. **UTSA**-Lowell Narcisse 21-40-1-325.

RECEIVING: Southern Miss-Tim Jones 8-97; Quez Watkins 7-137; De'Michael Harris 5-22; Neil McLaurin 1-31; Kevin Perkins 1-3. **UTSA**-Zakhari Franklin 7-97; Carlos Strickland II 5-79; Joshua Cephus 3-95; Sheldon Jones 2-31; Sincere McCormick 1-14; Leroy Watson 1-5; Dywan Griffin 1-4; Gavin Sharp 1-0.

INTERCEPTIONS: Southern Miss-Shannon Showers 1-0. **UTSA**-Cassius Grady 1-0.

FUMBLES: Southern Miss-De'Michael Harris 1-0; Quez Watkins 1-1. **UTSA**-Sincere McCormick 1-1; Lowell Narcisse 1-1.

« 2019 UTSA GAME RECAPS »

Saturday, Nov. 23 Florida Atlantic 40, UTSA 26 San Antonio, Texas (Alamodome)

SA ANTONIO — Zakhari Franklin and Carlos Strickland II combined for 183 receiving yards, but Harrison Bryant caught 10 passes for 182 yards to help lead Florida Atlantic to a 40-26 victory over UTSA in Conference USA on Saturday night at the Alamodome.

Franklin hauled in seven passes for 98 yards and his third touchdown of the season, while Strickland caught five balls for 85 yards and his team-leading fourth score of the fall to lead the Roadrunners (4-7, 3-4 C-USA), who topped the 400-yard mark on offense for the third straight game with 401 yards.

Brenden Brady rushed for a season-high 86 yards on 15 carries and Sincere McCormick added 76 on 12 totes to up his season yardage total to 864 and move into the No. 3 slot on the school's single-season list.



Attendance 14,355	1	2	3	4	Final
FAU (8-3, 6-1)	7	10	16	7	40
UTSA (4-7, 3-4)	3	0	8	15	26

SCORING SUMMARY

1st	10:39	FAU	Malcom Davidson 16 yd run (Vladimir Rivas kick)	7-0
	04:11	UTSA	Hunter Duplessis 41 yd field goal	7-3
			12 plays, 51 yards, TOP: 6:28	
2nd	14:10	FAU	Rivas 26 yd field goal	10-3
			15 plays, 69 yards, TOP: 5:01	
	04:36	FAU	Charles James 9 yd run (Rivas kick)	17-3
			8 plays, 65 yards, TOP: 2:56,	
3rd	11:12	FAU	Rivas 28 yd field goal	20-3
			10 plays, 65 yards, TOP: 3:48	
	09:38	FAU	BJ Emmons 32 yd run (Rivas kick)	27-3
			2 plays, 37 yards, TOP: 0:31	
	04:01	UTSA	Zakhari Franklin 16 yd pass from Lowell Narcisse (Narcisse rush)	27-11
			7 plays, 80 yards, TOP: 3:01	
	00:06	FAU	Harrison Bryant 2 yd pass from Chris Robison (Robison pass failed)	33-11
			9 plays, 75 yards, TOP: 3:55	
4th	08:42	UTSA	Leroy Watson 2 yd pass from Narcisse (Duplessis kick)	33-18
			7 plays, 80 yards, TOP: 2:13	
	06:48	FAU	Emmons 5 yd run (Rivas kick)	40-16
			4 plays, 66 yards, TOP: 1:54	
	03:01	UTSA	Carlos Strickland II 24 yd pass from Jordan Weeks (Weeks rush)	40-26
			10 plays, 75 yards, TOP: 3:47	

	FAU	UTSA
FIRST DOWNS.....	31	20
RUSHES-YARDS (NET).....	38-190	38-192
PASSING YDS (NET).....	336	209
PASSES ATT-COMP-INT.....	42-27-0	30-18-1
TOTAL OFFENSE PLAYS-YARDS.....	80-526	68-401
FUMBLE RETURNS-YARDS.....	0-0	0-0
PUNT RETURNS-YARDS.....	0-0	1-0
KICKOFF RETURNS-YARDS.....	1-19	3-49
INTERCEPTION RETURNS-YARDS.....	1-41	0-0
PUNTS (NUMBER-AVG).....	3-42.0	6-44.7
FUMBLES-LOST.....	2-1	3-2
PENALTIES-YARDS.....	3-35	7-74
POSSESSION TIME.....	31:19	28:41
THIRD-DOWN CONVERSIONS.....	6 OF 14	4 OF 14
FOURTH-DOWN CONVERSIONS.....	2 OF 2	2 OF 2
RED-ZONE SCORES-CHANCES.....	6-7	2-2
SACKS BY: NUMBER-YARDS.....	2-14	1-11

RUSHING: Florida Atlantic-James Charles 9-63; Malcom Davidson 7-53; BJ Emmons 10-53; Nick Tronti 5-17; Chauncey Mason 3-12; Daniel Leconte 1-minus 1; Chris Robison 3-minus 7. **UTSA**-Brenden Brady 15-86; Sincere McCormick 12-76; Lowell Narcisse 7-20; Jordan Weeks 2-13; Dywan Griffin 1-2; TEAM 1-minus 5.

PASSING: Florida Atlantic-Chris Robison 27-41-0-336; Nick Tronti 0-1-0-0. **UTSA**-Lowell Narcisse 10-19-1-86; Jordan Weeks 8-11-0-123.

RECEIVING: Florida Atlantic-Harrison Bryant 10-182; Tavaris Harrison 4-55; John Raine 4-22; Deangelo Antoine 3-32; John Mitchell 3-24; James Charles 2-9; Brandon Robinson 1-12. **UTSA**-Zakhari Franklin 7-98; Carlos Strickland II 5-85; Sheldon Jones 2-13; Sincere McCormick 1-8; Brenden Brady 1-3; Leroy Watson 1-2; Dywan Griffin 1-0.

INTERCEPTIONS: Florida Atlantic-Meiko Dotson 1-41. **UTSA**-None.

FUMBLES: Florida Atlantic-Meiko Dotson 1-1; Harrison Bryant 1-0. **UTSA**-Sincere McCormick 2-2; TEAM 1-0.

Saturday, Nov. 30 Louisiana Tech 41, UTSA 27 Ruston, La. (Joe Aillet Stadium)

RUSTON, La. — Sincere McCormick broke the UTSA single-season all-purpose yardage record after posting his third 100-yard rushing game of the season, but J'Mar Smith passed for 331 yards to lead Louisiana Tech to a 41-27 victory in Conference USA action Saturday at Joe Aillet Stadium.

In a game delayed by two hours and 30 minutes due to lightning before kickoff, the Roadrunners (4-8, 3-5 C-USA) topped the 400-yard mark in total offense for the fourth straight game with 408 yards in their season finale behind McCormick's 131 total yards and Jordan Weeks' 280 yards passing.

McCormick rushed for 119 yards on 17 carries and added 12 receiving yards on four catches to give the tailback 1,177 all-purpose yards for his true freshman campaign, eclipsing the previous standard of 1,121 set by Jarveon Williams in 2016.



Attendance 14,782	1	2	3	4	Final
UTSA (4-8, 3-5)	10	7	3	7	27
LA Tech (9-3, 6-2)	14	10	10	7	41

SCORING SUMMARY

1st	12:02	UTSA	Hunter Duplessis 28 yd field goal	3-0
			8 plays, 64 yards, TOP: 2:58	
	10:59	LT	Griffin Hebert 22 yd pass from J'Mar Smith (Bailey Hale kick)	3-7
			4 plays, 66 yards, TOP: 1:03	
	03:21	LT	Smith 5 yd run (Hale kick)	3-14
			4 plays, 85 yards, TOP: 1:43	
	00:16	UTSA	Brenden Brady 2 yd run (Duplessis kick)	10-14
			9 plays, 75 yards, TOP: 3:05	
2nd	11:35	UTSA	Blaze Moorhead 0 yd fumble recovery (Duplessis kick)	17-14
	08:39	LT	Isaiah Graham 39 yd pass from Smith (Hale kick)	17-21
			7 plays, 76 yards, TOP: 2:56	
	00:00	LT	Hale 34 yd field goal	17-24
			10 plays, 74 yards, TOP: 3:08	
3rd	07:08	LT	James Jackson 17 yd interception return (Hale kick)	17-31
	04:52	UTSA	Duplessis 27 yd field goal	20-31
			7 plays, 42 yards, TOP: 2:16	
	01:17	LT	Hale 25 yd field goal	20-34
			8 plays, 67 yards, TOP: 3:35	
4th	12:46	LT	Hebert 24 yd pass from Smith (Hale kick)	20-41
			6 plays, 80 yards, TOP: 2:05	
	06:59	UTSA	Sincere McCormick 6 yd pass from Jordan Weeks (Duplessis kick)	27-41
			3 plays, 68 yards, TOP: 0:47	

	UTSA	LA Tech
FIRST DOWNS.....	17	24
RUSHES-YARDS (NET).....	31-128	38-168
PASSING YDS (NET).....	280	331
PASSES ATT-COMP-INT.....	44-26-2	35-25-0
TOTAL OFFENSE PLAYS-YARDS.....	75-408	73-499
FUMBLE RETURNS-YARDS.....	0-0	0-0
PUNT RETURNS-YARDS.....	4-1	2-6
KICKOFF RETURNS-YARDS.....	2-66	4-109
INTERCEPTION RETURNS-YARDS.....	0-0	2-17
PUNTS (NUMBER-AVG).....	7-40.1	6-39.7
FUMBLES-LOST.....	3-0	2-2
PENALTIES-YARDS.....	11-89	6-47
POSSESSION TIME.....	27:45	32:15
THIRD-DOWN CONVERSIONS.....	3 OF 17	5 OF 14
FOURTH-DOWN CONVERSIONS.....	2 OF 3	0 OF 1
RED-ZONE SCORES-CHANCES.....	4-5	3-4
SACKS BY: NUMBER-YARDS.....	5-15	1-6

RUSHING: **UTSA**-Sincere McCormick 17-119; Brenden Brady 8-22; Jordan Weeks 4-2; TEAM 2-minus 15. **Louisiana Tech**-Justin Henderson 20-105; Israel Tucker 3-59; J'Mar Smith 15-4.

PASSING: **UTSA**-Jordan Weeks 26-44-2-280. **Louisiana Tech**-J'Mar Smith 25-35-0-331.

RECEIVING: **UTSA**-Sheldon Jones 8-115; Zakhari Franklin 5-60; Carlos Strickland II 4-70; Sincere McCormick 4-12; Blaze Moorhead 2-15; De'Corian Clark 1-5; Gavin Sharp 1-4; Brenden Brady 1-minus 1. **Louisiana Tech**-Smoke Harris 5-21; Malik Stanley 4-40; Justin Henderson 4-39; Griffin Hebert 3-92; Isaiah Graham 3-62; Adrian Hardy 2-43; Cee Jay Powell 2-26; Israel Tucker 2-8.

INTERCEPTIONS: **UTSA**-None. **Louisiana Tech**-James Jackson 1-17; L'Jarvis Sneed 1-0.

FUMBLES: **UTSA**-TEAM 2-0; Sheldon Jones 1-0. **Louisiana Tech**-Amik Robertson 1-1; Justin Henderson 1-1.

FINAL STANDINGS

West Division						--Conference USA --					-- OVERALL --			
Team	W-L	Pct.	H	A	Div.	W-L	Pct.	H	A	W-L	Pct.	H	A	
y - UAB	6-2	.750	4-0	2-2	5-1	9-5	.643	6-0	3-5					
Louisiana Tech	6-2	.750	4-0	2-2	5-1	10-3	.769	6-0	4-3					
Southern Miss	5-3	.625	3-1	2-2	5-1	7-6	.538	4-1	3-5					
North Texas	3-5	.375	3-1	0-4	2-4	4-8	.333	4-2	0-6					
UTSA	3-5	.375	1-3	2-2	2-4	4-8	.333	2-4	2-4					
Rice	3-5	.375	1-3	2-2	2-4	3-9	.250	1-6	2-3					
UTEP	0-8	.000	0-4	0-4	0-6	1-11	.083	1-5	0-6					
East Division						--Conference USA --					-- OVERALL --			
Team	W-L	Pct.	H	A	Div.	W-L	Pct.	H	A	W-L	Pct.	H	A	
x - Florida Atlantic	7-1	.875	3-1	4-0	5-1	11-3	.786	6-2	5-1					
Marshall	6-2	.750	4-0	2-2	4-2	8-5	.615	6-1	2-4					
WKU	6-2	.750	3-1	3-1	4-2	9-4	.692	4-2	5-2					
Charlotte	5-3	.625	3-1	2-2	3-3	7-6	.538	5-1	2-5					
Middle Tennessee	3-5	.375	3-1	0-4	3-3	4-8	.333	4-2	0-6					
FIU	3-5	.375	3-1	0-4	2-4	6-7	.462	6-1	0-6					

x - Conference Champion y - Division Champion

C-USA CHAMPIONSHIP

(Boca Raton, Fla.) | December 7

Florida Atlantic 49, UAB 6

BOWL SCHEDULE/RESULTS

MAKERS WANTED BAHAMAS BOWL

(Nassau, Bahamas)

Friday, Dec. 20

Buffalo 31, Charlotte 9

CHERIBUNDI BOCA RATON BOWL

(Boca Raton, Fla.)

Saturday, Dec. 21

Florida Atlantic 52, SMU 28

CAMELLIA BOWL

(Montgomery, Ala.)

Saturday, Dec. 21

Arkansas State 34, FIU 26

R+L CARRIERS NEW ORLEANS BOWL

(New Orleans, La.)

Saturday, Dec. 21

(20) Appalachian State 31, UAB 17

BAD BOY MOWERS GASPARILLA BOWL

(Tampa, Fla.)

Monday, Dec. 23

UCF 48, Marshall 25

WALK-ON'S INDEPENDENCE BOWL

(Shreveport, La.)

Thursday, Dec. 26

Louisiana Tech 14, Miami 0

SERVPRO FIRST RESPONDER BOWL

(Dallas, Texas)

Monday, Dec. 30

WKU 23, Western Michigan 20

LOCKHEED MARTIN ARMED FORCES BOWL

(Fort Worth, Texas)

Saturday, Jan. 4

Tulane 30, Southern Miss 13

CONFERENCE USA AWARDS

COACH OF THE YEAR

Tyson Helton - WKU

MOST VALUABLE PLAYER

Brenden Knox - RB - Marshall

OFFENSIVE PLAYER OF THE YEAR

J'Mar Smith - QB - Louisiana Tech

DEFENSIVE PLAYER OF THE YEAR

DeAngelo Malone - DE - WKU

SPECIAL TEAMS PLAYER OF THE YEAR

Justin Rohrwasser - K - Marshall

NEWCOMER OF THE YEAR

Ty Storey - QB - WKU

FRESHMEN OF THE YEAR

Sincere McCormick - RB - UTSA

ALL-CONFERENCE USA

(UTSA Players Only)

Honorable Mention

Eric Banks, DL

Spencer Burford, OL

Jarrod Carter-McLin, DL

Josh Dunlop, OL

Jaylon Haynes, DL

Sincere McCormick, RB

Carlos Strickland II, TE

C-USA ALL-FRESHMAN TEAM

(UTSA Players Only)

Sincere McCormick, RB

Rashad Wisdom, DB



RECORD BOOK



« TEAM RECORDS »

TEAM

RUSHING

Rushes

Game ____ 59, at Middle Tennessee, 11/5/16
Season ____ 524, 2016

Rushing Yards

Game ____ 357, at Texas State, 9/23/17
Season ____ 2,105, 2013
Per Game ____ 184.5, 2017

Rushing Yards Per Attempt

Game ____ 9.7, vs. Southern Miss, 10/8/16
Season ____ 4.94, 2013

Rushing Touchdowns

Game ____ 6, vs. Northwestern Oklahoma State, 9/22/12
____ 6, vs. Southern Miss, 10/8/16
Season ____ 23, 2013

PASSING

Attempts

Game ____ 52, at Sam Houston State, 10/1/11
Season ____ 412, 2013

Completions

Game ____ 36, vs. Houston, 9/28/13
Season ____ 259, 2013

Passing Yards

Game ____ 414, vs. Charlotte, 11/26/16
Season ____ 2,909, 2013
Per Game ____ 242.4, 2013

Completion Percentage

Season ____ 62.9 (259-412), 2013

Passing Efficiency

Game ____ 245.9, vs. Southern Miss, 10/8/16
Season ____ 140.15, 2012

Yards Per Completion

Game ____ 21.0, vs. Rice, 11/21/15
Season ____ 12.9, 2016

Passing Touchdowns

Game ____ 4, at Louisiana Tech, 11/3/12
____ 4, vs. Oklahoma State, 9/7/13
____ 4, vs. Louisiana Tech, 10/10/15
____ 4, vs. UTEP, 10/22/16
____ 4, vs. Southern, 9/16/17
Season ____ 26, 2016

Fewest Interceptions

Game ____ 0 (48x), last at Old Dominion, 11/9/19
Season ____ 7, 2012, 2016, 2017

Most Interceptions

Game ____ 4, vs. Houston, 9/28/13
____ 4, vs. FIU, 11/10/18
Season ____ 13, 2013

TOTAL OFFENSE

Total Offense Yards

Game ____ 569, at Texas State, 9/23/17
Season ____ 5,014, 2013
Per Game ____ 417.8, 2013

Plays

Game ____ 95, at Arizona, 9/3/15
Season ____ 870, 2015
Per Game ____ 72.5, 2015

Yards Per Play

Game ____ 11.3, vs. Southern Miss, 10/8/16
Season ____ 5.98, 2013



Behind 174 yards from Jalen Rhodes, UTSA rushed for a school-record 357 yards and tallied a program-best 569 yards of offense in a 44-14 road victory over Texas State on Sept. 23, 2017.

First Downs

Game ____ 31, vs. Oklahoma State, 9/7/13
____ 31, at North Texas, 10/31/15
Season ____ 263, 2013
Per Game ____ 21.9, 2013

Third-Down Conversions

Game ____ 14 (of 20), at North Texas, 11/23/13
Season ____ 91 (of 207), 2016

Fourth-Down Conversions

Game ____ 4 (of 6), vs. Rice, 10/12/13
____ 4 (of 6), at Louisiana Tech, 11/12/16
Season ____ 17 (of 31), 2019

Time of Possession

Game ____ 41:29, at Georgia State, 9/8/12
Season ____ 408:47, 2016
Per Game ____ 33:13, 2017

Fewest Turnovers

Game ____ 0 (18x), last at UTEP, 10/5/19
Season ____ 15, 2012; 2016

Most Turnovers

Game ____ 7, at Oklahoma State, 9/19/15
Season ____ 23, 2015; 2019

Most Fumbles Lost

Game ____ 5, vs. San Jose State, 10/20/12
____ 5, at Oklahoma State, 9/19/15
Season ____ 15, 2017

Fewest Penalties

Game ____ 1 (for 15), at North Texas, 9/21/19
Season ____ 63 (for 632), 2011

Most Penalties

Game ____ 15 (for 142), vs. Northwestern Oklahoma State, 9/22/12
Season ____ 94 (for 913), 2012

SCORING

Points

Game ____ 56, vs. Northwestern Oklahoma State, 9/22/12
Season ____ 379, 2016
Per Game ____ 31.2, 2012

Touchdowns

Game ____ 8, vs. Northwestern Oklahoma State, 9/22/12
Season ____ 49, 2016

Extra Points

Game ____ 8 (of 8), vs. Northwestern Oklahoma State, 9/22/12
Season ____ 45 (of 45), 2012

Two-Point Conversions

Game ____ 2, vs. Florida Atlantic, 11/23/19
Season ____ 3, 2019

Field Goals

Game ____ 4 (of 4), vs. Bacone, 9/24/11
____ 4 (of 4), at South Alabama, 9/1/12
____ 4 (of 4), vs. Southern Miss, 11/13/14
Season ____ 20 (of 24), 2017

Field Goal Percentage

Season ____ 83.3 (20-24), 2017

Safeties

Game ____ 1, vs. Arizona, 9/4/14
____ 1, at UTEP, 10/3/15
____ 1, vs. Texas State, 9/22/18
Season ____ 1, 2014; 2015; 2018

SPECIAL TEAMS

Kickoffs

Game ____ 11, vs. Bacone, 9/24/11
Season ____ 74, 2012

Touchbacks

Game ____ 7, at Idaho, 11/17/12
Season ____ 27, 2016

Kickoff Returns

Game ____ 10, at Oklahoma State, 9/19/15
Season ____ 70, 2015

Kickoff Return Yards

Game ____ 200, at Oklahoma State, 9/19/15
Season ____ 1,453, 2015

Kickoff Return Average

Season ____ 23.42, 2011

Punts

Game ____ 11, at Oklahoma State, 9/13/14
____ 11, vs. UTEP, 10/25/14
Season ____ 84, 2014

Punting Average

Season ____ 42.0, 2016

Punt Returns

Game ____ 7, vs. Alabama State, 9/3/16
Season ____ 33, 2014

Punt Return Yards

Game ____ 132, vs. Northwestern Oklahoma State, 9/22/12
Season ____ 281, 2012

Punt Return Average

Season ____ 15.61, 2012

Blocked Kicks

Game ____ 1 (17x), last vs. UNT, 11/24/18
Season ____ 6, 2011

« TEAM / INDIVIDUAL RECORDS »

DEFENSE

Fewest Rushing Yards Allowed

Game ____ 26, at Houston, 8/29/14
 Season ____ 1,262, 2011
 Per Game ____ 107.8, 2012

Fewest Rushing Attempts Allowed

Game ____ 19, vs. Charlotte, 11/26/16
 Season ____ 365, 2011

Fewest Rushing Yards Per Attempt Allowed

Season ____ 3.3, 2012

Fewest Rushing Touchdowns Allowed

Season ____ 10, 2017

Fewest Passing Yards Allowed

Completion ____ 11.6, 2013
 Game ____ 18, Army West Point, 9/14/19
 Season ____ 1,761, 2017
 Per Game ____ 160.1, 2017

Fewest Passing Completions Allowed

Game ____ 2, Army West Point, 9/14/19
 Season ____ 128, 2017

Pass Efficiency Defense

Season ____ 112.2, 2017

Fewest Passing Touchdowns Allowed

Season ____ 11, 2011

Total Defense

Per Play ____ 4.98, 2017
 Game ____ 149, vs. Southern, 11/16/17
 Season ____ 3,166, 2017
 Per Game ____ 287.8, 2017

Fewest Points Allowed

Game ____ 3, vs. Northeastern State, 9/3/11
 ____ 3, vs. Northwestern Oklahoma State, 9/22/12
 ____ 3, at Rice, 10/6/18
 Season ____ 187, 2017
 Per Game ____ 17.0, 2011

Fewest Touchdowns Allowed

Season ____ 24, 2017

Turnovers Gained

Game ____ 6, at Houston, 8/29/14
 Season ____ 29, 2012



Sincere McCormick gashed UTEP for a school-record 189 rushing yards in a 26-16 win on Oct. 5, 2019.

Turnover Margin

Season ____ +14 (29/15), 2012

Tackles

Game ____ 103, at Rice, 11/8/14
 Season ____ 934, 2016

Solo Tackles

Game ____ 63, vs. Oklahoma State, 9/7/13
 Season ____ 530, 2018

Assisted Tackles

Game ____ 67, at Rice, 11/8/14
 Season ____ 494, 2016

Tackles For Loss

Game ____ 12 (for 46), at Louisiana Tech, 11/30/19
 Season ____ 96 (for 344), 2019
 Per Game ____ 8.0, 2019

Sacks

Game ____ 6, vs. Alabama State, 9/3/16
 Season ____ 27 (for 166), 2016
 Per Game ____ 2.2, 2019

Quarterback Hurries

Game ____ 7 (5x), last vs. Florida Atlantic, 11/23/19
 Season ____ 38, 2016

Forced Fumbles

Game ____ 6, vs. FIU, 10/11/14
 Season ____ 16, 2012

Fumbles Recoveries

Game ____ 3 (3x), last vs. FIU, 10/11/14
 Season ____ 16, 2012

Fumble Return Touchdowns

Season ____ 2, 2013; 2017

Interceptions

Game ____ 4, at Houston, 8/29/14
 ____ 4, at UTEP, 10/3/15
 Season ____ 14, 2015

Interception Return Yards

Game ____ 101, vs. Minot State, 11/19/11
 Season ____ 218, 2015

Interception Return Touchdowns

Game ____ 2, at UTEP, 10/3/15
 Season ____ 2, 2011; 2015; 2019

Passes Defended

Game ____ 12, at Houston, 8/29/14
 Season ____ 60, 2015

INDIVIDUAL

RUSHING

Rushes

Game ____ 28, Jarveon Williams at UTEP, 10/3/15
 Season ____ 207, Jarveon Williams, 2016
 Career ____ 474, Jarveon Williams, 2013-16

Rushing Yards

Game ____ 189, Sincere McCormick at UTEP, 10/5/19
 Season ____ 1,042, Jarveon Williams, 2015
 Career ____ 2,393, Jarveon Williams, 2013-16

Rushing Yards Per Attempt

Game ____ 13.9, Tyrell Clay vs. Rice, 10/21/17 (10 attempts)
 Season ____ 6.0, Jarveon Williams, 2015 (207 attempts)
 Career ____ 5.0, Jarveon Williams, 2013-16 (474 attempts)

Rushing Yards Per Game

Season ____ 94.7, Jarveon Williams, 2015
 Career ____ 55.7, Jarveon Williams, 2013-16

100-Yard Rushing Games

Season ____ 4, Jarveon Williams, 2015; 2016
 Career ____ 8, Jarveon Williams, 2013-16

Rushing Touchdowns

Game ____ 3, Evans Okotcha at Georgia State, 9/15/12
 ____ 3, Eric Soza at Idaho, 11/17/12
 ____ 3, Jalen Rhodes vs. Southern Miss, 10/8/16
 ____ 3, Jarveon Williams at Middle Tennessee, 11/5/16
 Season ____ 9, Jalen Rhodes, 2016
 Career ____ 20, David Glasco II, 2011-14

Rushing Yards by a Freshman

Game ____ 189, Sincere McCormick at UTEP, 10/5/19
 Season ____ 983, Sincere McCormick, 2019

Rushing Yards by a Quarterback

Game ____ 123, Frank Harris vs. UIW, 8/31/19
 Season ____ 545, Dalton Sturm, 2017
 Career ____ 1,227, Dalton Sturm, 2014-17

PASSING

Attempts

Game ____ 52, Eric Soza at Sam Houston State, 10/1/11
 Season ____ 377, Eric Soza, 2013
 Career ____ 966, Eric Soza, 2011-13

Completions

Game ____ 30, Eric Soza at Arizona, 9/14/13
 ____ 30, Eric Soza at North Texas, 11/23/13
 Season ____ 236, Eric Soza, 2013
 Career ____ 574, Eric Soza, 2011-13

Passing Yards

Game ____ 367, Dalton Sturm vs. Southern Miss, 10/7/17
 Season ____ 2,719, Eric Soza, 2013
 Career ____ 6,952, Eric Soza, 2011-13

Completion Percentage

Game ____ 86.4 (19-22), Dalton Sturm vs. Southern, 9/16/17
 Season ____ 62.6 (236-377), Eric Soza, 2013
 Career ____ 59.5 (119-200), Tucker Carter, 2013-14



Eric Soza set numerous UTSA passing records during his three-year career, including career passing yards (6,952), consecutive games with a touchdown pass (10) and most passes thrown without an interception (256).

« INDIVIDUAL RECORDS »



Dalton Sturm finished his career with a program-best 49 touchdown passes and 134.7 passing efficiency.

Passing Efficiency

Game ____ 257.9, Dalton Sturm vs. Southern, 9/16/17
 Season ____ 142.2, Eric Soza, 2012
 Career ____ 134.7, Dalton Sturm, 2014-17

300-Yard Passing Games

Season ____ 2, Eric Soza, 2013
 Career ____ 3, Eric Soza, 2011-13

Passing Touchdowns

Game ____ 4, Eric Soza at Louisiana Tech, 11/3/12
 ____ 4, Dalton Sturm vs. Louisiana Tech, 10/10/15
 ____ 4, Dalton Sturm vs. Southern, 9/16/17
 Season ____ 20, Eric Soza, 2012
 ____ 20, Dalton Sturm, 2016
 Career ____ 49, Dalton Sturm, 2014-17

Passing Yards by a Freshman

Game ____ 332, Blake Bogenschutz at Arizona, 9/3/15
 Season ____ 897, Blake Bogenschutz, 2015

Consecutive Games with a Touchdown Pass

Career ____ 10, Eric Soza, 2011-12
 ____ 10, Dalton Sturm, 2015-16

Consecutive Completions

Game ____ 13, Frank Harris vs. UIW, 8/31/19

Most Passes Without an Interception

Career ____ 256, Eric Soza, 2012

RECEIVING

Receptions

Game ____ 11, Greg Campbell Jr., vs. UNT, 11/24/18
 Season ____ 52, Kerry Thomas Jr., 2015
 Career ____ 130, Kam Jones, 2011-14

Receiving Yards

Game ____ 186, Greg Campbell Jr., vs. UNT, 11/24/18
 Season ____ 682, Josh Stewart, 2016
 Career ____ 1,630, Kerry Thomas Jr., 2014-17

Yards Per Reception

Season ____ 18.9, Josh Stewart, 2016
 Career ____ 18.3, Kenny Bias, 2011-15

Receiving Yards Per Game

Season ____ 57.8, Kam Jones, 2011
 Career ____ 52.5, Josh Stewart, 2016-17

100-Yard Receiving Games

Season ____ 3, Kam Jones, 2011
 Career ____ 3, Kam Jones, 2011-14; Josh Stewart, 2016-17

Receiving Touchdowns

Game ____ 2, Cole Hubble at Louisiana Tech, 11/3/12
 ____ 2, Kenny Bias vs. Oklahoma State, 9/7/13
 ____ 2, JaBryce Taylor vs. Louisiana Tech, 10/10/15
 ____ 2, David Morgan II vs. Louisiana Tech, 10/10/15
 ____ 2, Aaron Grubb vs. Old Dominion, 11/7/15
 ____ 2, Josh Stewart at Rice, 10/15/16
 ____ 2, Kerry Thomas Jr. vs. UTEP, 10/22/16
 ____ 2, Shaq Williams vs. Southern, 9/16/17
 ____ 2, Marquez McNair vs. Southern Miss, 10/7/17
 ____ 2, Zakhari Franklin vs. Rice, 10/19/19
 Season ____ 8, Kerry Thomas Jr., 2016
 Career ____ 17, Kerry Thomas Jr., 2014-17

Receiving Yards by a Freshman

Game ____ 134, Zakhari Franklin at Old Dominion, 11/9/19
 Season ____ 578, Kam Jones, 2011

Consecutive Games with a Reception

Career ____ 24, Kam Jones, 2012-14

MISCELLANEOUS

Total Offense Yards

Game ____ 395, Dalton Sturm vs. Southern Miss, 10/7/17
 Season ____ 3,088, Eric Soza, 2013
 Career ____ 7,970, Eric Soza, 2011-13

All-Purpose Yards

Game ____ 224, Matt Guidry at Louisiana Tech, 11/12/16
 Season ____ 1,177, Sincere McCormick, 2019
 Career ____ 3,463, Jarveon Williams, 2013-16

Consecutive Games Played

Career ____ 48, Eric Banks, 2016-19

Consecutive Games Started

Career ____ 46, Nate Leonard, 2011-14

SCORING

Points

Game ____ 18, Evans Okotcha at Georgia State, 9/15/12
 ____ 18, Eric Soza at Idaho, 11/17/12
 ____ 18, Kenny Bias vs. Oklahoma State, 9/7/13
 ____ 18, Jalen Rhodes vs. Southern Miss, 10/8/16
 ____ 18, Jarveon Williams at Middle Tennessee, 11/5/16
 Season ____ 66, Evans Okotcha, 2012
 Career ____ 134, David Glasco II, 2011-14

Points by a Kicker

Game ____ 18, Sean Ianno vs. Bacone, 9/24/11
 Season ____ 80, Jared Sackett, 2017
 Career ____ 256, Sean Ianno, 2011-14

Touchdowns Scored

Game ____ 3, Evans Okotcha at Georgia State, 9/15/12
 ____ 3, Eric Soza at Idaho, 11/17/12
 ____ 3, Kenny Bias vs. Oklahoma State, 9/7/13
 ____ 3, Jalen Rhodes vs. Southern Miss, 10/8/16
 Season ____ 11, Evans Okotcha, 2012
 Career ____ 22, David Glasco II, 2011-14

Touchdowns Responsible For

Season ____ 26, Eric Soza, 2012
 Career ____ 62, Eric Soza, 2011-13

Extra Points Made

Game ____ 7, Sean Ianno vs. Minot State, 11/19/11
 ____ 7, Kristian Stern vs. Northwestern Oklahoma State, 9/22/12
 ____ 7, Sean Ianno vs. UAB, 10/26/13
 ____ 7, Victor Falcon vs. Southern Miss, 10/8/16
 Season ____ 43, Victor Falcon, 2016
 Career ____ 109, Sean Ianno, 2011-14

Extra Points Attempted

Season ____ 43, Victor Falcon, 2016
 Career ____ 111, Sean Ianno, 2011-14

Consecutive Extra Points Made

Career ____ 101, Sean Ianno, 2011-14

Field Goals

Game ____ 4, Sean Ianno vs. Bacone, 9/24/11
 ____ 4, Sean Ianno at South Alabama, 9/1/12
 ____ 4, Sean Ianno vs. Southern Miss, 11/13/14
 Season ____ 19, Jared Sackett, 2017
 Career ____ 49, Sean Ianno, 2011-14

SPECIAL TEAMS

Kickoffs

Game ____ 10, Sean Ianno vs. Bacone, 9/24/11
 Season ____ 68, Daniel Portillo, 2016
 Career ____ 179, Daniel Portillo, 2014-17

Touchbacks

Game ____ 7, Josh Ward at Idaho, 11/17/12
 Season ____ 27, Daniel Portillo, 2016
 Career ____ 62, Daniel Portillo, 2014-17

Kickoff Returns

Game ____ 9, Matt Guidry at Louisiana Tech, 11/12/16
 Season ____ 36, Brett Winnegan, 2015
 Career ____ 68, Brett Winnegan, 2015-17, '19

Kickoff Return Yards

Game ____ 188, Matt Guidry at Louisiana Tech, 11/12/16
 Season ____ 747, Brett Winnegan, 2015
 Career ____ 1,515, Brett Winnegan, 2015-17, '19

Kickoff Return Average

Season ____ 27.3, Kam Jones, 2014
 Career ____ 24.9, Kenny Harrison, 2011-14

Kickoff Return Touchdowns

none

Punts

Game ____ 11, Kristian Stern at Oklahoma State, 9/13/14
 ____ 11, Kristian Stern vs. UTEP, 10/25/14
 Season ____ 83, Kristian Stern, 2014
 Career ____ 254, Yannis Routsas, 2015-18

Punting Average

Game ____ 49.3, Kristian Stern at UC Davis, 10/15/11
 Season ____ 43.0, Yannis Routsas, 2018
 Career ____ 41.5, Yannis Routsas, 2015-18



2017 Ray Guy Award semifinalist Yannis Routsas is UTSA's career record-holder for punting average (41.5).

« INDIVIDUAL RECORDS »



Kenny Harrison's 79-yard punt return for a touchdown in the 38-31 victory against Texas State on Nov. 24, 2012, was the first in program history.

Punt Returns

Game ____ 7, JaBryce Taylor vs. Alabama State, 9/3/16
 Season ____ 24, Kenny Harrison, 2014
 Career ____ 43, Kenny Harrison, 2011-14

Punt Return Yards

Game ____ 81, Kenny Harrison vs. Texas State, 11/24/12
 Season ____ 208, Kenny Harrison, 2012
 Career ____ 377, Kenny Harrison, 2011-14

Punt Return Average

Season ____ 17.3, Kenny Harrison, 2012
 Career ____ 8.8, Kenny Harrison, 2011-14

Punt Return Touchdowns

Game ____ 1, Kenny Harrison vs. Texas State, 11/24/12
 Season ____ 1, Kenny Harrison, 2012
 Career ____ 1, Kenny Harrison, 2011-14

DEFENSE

Total Tackles

Game ____ 16, Cody Rogers at McNeese State, 11/12/11
 Season ____ 115, Josiah Tauaefa, 2016
 Career ____ 293, Triston Wade, 2011-14

Solo Tackles

Game ____ 11, Duke Wheeler at Charlotte, 11/14/15
 Season ____ 67, C.J. Levine, 2018
 Career ____ 169, Triston Wade, 2011-14

Assisted Tackles

Game ____ 13, Josiah Tauaefa at Old Dominion, 9/24/16
 Season ____ 65, Josiah Tauaefa, 2016
 Career ____ 144, Drew Douglas, 2012-15

Tackles For Loss

Game ____ 4.5, Robert Singletary vs. FIU, 10/11/14
 Season ____ 17.5, Marcus Davenport, 2017
 Career ____ 38.0, Marcus Davenport, 2014-17

Sacks

Game ____ 4.0, Marlon Smith vs. McMurry, 9/10/11
 Season ____ 8.5, Jason Neill, 2015
 Career ____ 8.5, Marcus Davenport, 2017
 Career ____ 22.0, Marcus Davenport, 2014-17

Quarterback Hurries

Game ____ 4, Jason Neill vs. Northwestern Oklahoma State, 9/22/12
 Season ____ 8, Marcus Davenport, 2016
 Career ____ 8, Marcus Davenport, 2017
 Career ____ 21, Marcus Davenport, 2014-17

Forced Fumbles

Game ____ 2, Robert Singletary vs. FIU, 10/11/14
 Season ____ 2, Michael Egwuagu at Rice, 10/15/16
 Season ____ 4, Nic Johnston, 2012
 Career ____ 4, Triston Wade, 2012
 Career ____ 4, Robert Singletary, 2014
 Career ____ 8, Triston Wade, 2011-14

Fumble Recoveries

Game ____ 2, Nic Johnston vs. Bacone, 9/24/11
 Season ____ 3, Nic Johnston, 2011
 Career ____ 6, Triston Wade, 2011-14

Fumble Return Touchdowns

Game ____ 1, Crosby Adams III vs. UAB, 10/26/13
 Season ____ 1, Nic Johnston at Tulsa, 11/2/13
 Season ____ 1, Steven Kurfehs vs. San Jose State, 10/20/12
 Season ____ 1, Josiah Tauaefa at Texas State, 9/23/17
 Season ____ 1, Marcus Davenport vs. Rice, 10/21/17
 Season ____ 1, Lorenzo Dantzler vs. Texas State, 9/22/18
 Season ____ 1, Steven Kurfehs, 2012
 Season ____ 1, Crosby Adams III, 2013
 Season ____ 1, Nic Johnston, 2013
 Season ____ 1, Josiah Tauaefa, 2017
 Season ____ 1, Marcus Davenport, 2017
 Season ____ 1, Lorenzo Dantzler, 2018
 Career ____ 1, Crosby Adams, 2011-14
 Career ____ 1, Nic Johnston, 2011-14
 Career ____ 1, Steven Kurfehs, 2011-13
 Career ____ 1, Josiah Tauaefa, 2016-17
 Career ____ 1, Marcus Davenport, 2014-17
 Career ____ 1, Lorenzo Dantzler, 2018



2017 Conference USA Defensive Player of the Year Marcus Davenport set UTSA career records with 38 tackles for loss, 22 sacks and 21 quarterback hurries.



Nic Johnston recovered two fumbles against Bacone College and three during the 2011 season, both school records.

Interceptions

Game ____ 2, Triston Wade at Tulsa, 11/2/13
 Season ____ 2, Nate Gaines at UTEP, 10/3/15
 Season ____ 2, Bennett Okotcha at Southern Miss, 10/17/15
 Season ____ 2, Clayton Johnson vs. Rice, 10/21/17
 Season ____ 4, Erik Brown, 2012
 Season ____ 4, Triston Wade, 2012
 Season ____ 4, Triston Wade, 2014
 Season ____ 4, Bennett Okotcha, 2015
 Season ____ 4, Nate Gaines, 2017
 Season ____ 4, Cassius Grady, 2018
 Career ____ 12, Triston Wade, 2011-14

Interception Return Yards

Game ____ 93, Triston Wade at Tulsa, 11/2/13
 Season ____ 93, Triston Wade, 2013
 Career ____ 195, Triston Wade, 2011-14

Interception Return Touchdowns

Game ____ 2, Michael Egwuagu at UTEP, 10/3/15
 Season ____ 2, Michael Egwuagu, 2015
 Career ____ 2, Michael Egwuagu, 2013-15
 Career ____ 2, Triston Wade, 2011-14

Passes Defended

Game ____ 4, Nate Gaines at UTEP, 10/3/15
 Season ____ 16, Erik Brown, 2012
 Career ____ 35, Triston Wade, 2011-14

« LONGEST PLAYS »

LONGEST PLAYS

Yards	Player	Play	TD	Opponent	Date
92	Jarveon Williams	Rush	N	vs. Southern Miss	10/8/16
87	Kam Jones	Kickoff Return	N	at Florida Atlantic	9/27/14
85	Jarveon Williams	Rush	Y	vs. Colorado State	9/26/15
84	Kenny Harrison	Kickoff Return	N	at Georgia State	9/15/12
84	Kam Jones	Rush	Y	at Tulsa	11/2/13
82	Kenny Bias	Reception	Y	at New Mexico State	9/29/12
82	Triston Wade	Interception Return	Y	at Tulsa	11/2/13
82	Michael Egwuagu	Blocked FG Return	Y	at Louisiana Tech	11/12/16
80	Jalen Rhodes	Rush	Y	vs. Southern Miss	10/8/16
79	Kenny Harrison	Punt Return	Y	vs. Texas State	11/24/12

LONGEST RUSHES

Yards	Player	TD	Opponent	Date
92	Jarveon Williams	N	vs. Southern Miss	10/8/16
85	Jarveon Williams	Y	vs. Colorado State	9/26/15
84	Kam Jones	Y	at Tulsa	11/2/13
80	Jalen Rhodes	Y	vs. Southern Miss	10/8/16
78	Jarveon Williams	Y	vs. Rice	11/21/15
77	Evans Okotcha	Y	vs. Minot State	11/17/11
73	Tyrell Clay	N	vs. Rice	10/21/17
71	Brett Winnegan	Y	at Texas State	9/23/17
70	David Glasco II	N	vs. Southern Miss	11/13/14

LONGEST PASSES

Yards	Player	TD	Opponent	Date
82	Eric Soza (to Kenny Bias)	Y	at New Mexico State	9/29/12
77	Dalton Sturm (to Josh Stewart)	N	vs. Southern Miss	10/8/16
75	Dalton Sturm (to Josh Stewart)	Y	at Rice	10/15/16
75	Lowell Narcisse (to Joshua Cephus)	Y	vs. Southern Miss	11/16/19
73	Dalton Sturm (to Kerry Thomas Jr.)	Y	vs. Charlotte	11/26/16
71	Dalton Sturm (to Kerry Thomas Jr.)	Y	vs. Southern Miss	10/8/16
69	Ryan Polite (to Evans Okotcha)	Y	vs. San Jose State	10/20/12
67	Eric Soza (to Kenny Bias)	Y	vs. Oklahoma State	9/7/13
65	Lowell Narcisse (to Zakhari Franklin)	N	at Old Dominion	11/9/19
63	Eric Soza (to David Morgan II)	N	vs. Northeastern State	9/3/11
63	Eric Soza (to Brandon Freeman)	Y	vs. Bacone	9/24/11

LONGEST KICKOFF RETURNS

Yards	Player	TD	Opponent	Date
87	Kam Jones	N	at Florida Atlantic	9/27/14
84	Kenny Harrison	N	at Georgia State	9/15/12
65	Brett Winnegan	N	vs. Army	9/14/19
57	Matt Guidry	N	at Middle Tennessee	11/5/16
51	Brett Winnegan	N	at North Texas	10/14/17
48	Matt Guidry	N	vs. Charlotte	11/26/16
44	Matt Guidry	N	at Louisiana Tech	11/25/17
44	B.J. Daniels	N	at Louisiana Tech	11/30/19
41	Kenny Harrison	N	vs. Bacone	9/24/11

LONGEST PUNT RETURNS

Yards	Player	TD	Opponent	Date
79	Kenny Harrison	Y	vs. Texas State	11/24/12
62	Kenny Harrison	N	vs. Oklahoma State	9/7/13
54	Kenny Harrison	N	vs. Northwestern Oklahoma State	9/22/12
54	Aaron Grubb	N	vs. Northwestern Oklahoma State	9/22/12
36	Matt Guidry	N	at Louisiana Tech	11/12/16
34	Kenny Harrison	N	vs. Arizona	9/4/14
31	Kenny Harrison	N	at Oklahoma State	9/13/14



Jarveon Williams broke loose for a 92-yard run in the 2016 victory over Southern Miss, the longest play from scrimmage in UTSA history.

LONGEST INTERCEPTION RETURNS

Yards	Player	TD	Opponent	Date
82	Triston Wade	Y	at Tulsa	11/2/13
67	Jason Neill	Y	vs. Minot State	11/17/11
58	Dadrion Taylor	Y	at Texas A&M	11/2/19
40	Michael Egwuagu	Y	at UTEP	10/3/15
38	Triston Wade	Y	vs. Northwestern Oklahoma State	9/22/12
36	Mauricio Sanchez	N	at Houston	8/29/14
35	Nate Gaines	N	at Louisiana Tech	11/25/17
34	Rashad Wisdom	Y	vs. Rice	10/19/19
32	Trevor Baker	N	at UTEP	10/3/15
30	Trevor Baker	N	vs. Louisiana Tech	10/10/15

LONGEST FUMBLE RETURNS

Yards	Player	TD	Opponent	Date
59	Michael Egwuagu	N	vs. North Texas	10/29/16
50	Steven Kurfels	Y	vs. San Jose State	10/20/12
34	Marcus Davenport	Y	vs. Rice	10/21/17
27	Lorenzo Dantzier	Y	vs. Texas State	9/22/18
22	Josiah Tauaefa	Y	at Texas State	9/23/17
16	Crosby Adams III	Y	vs. UAB	10/26/13
16	Crosby Adams III	N	vs. Tulane	11/9/13

LONGEST FIELD GOALS

Yards	Player	Opponent	Date
53	Sean Ianno	at Florida Atlantic	9/27/14
51	Jared Sackett	vs. UTEP	9/29/18
51	Sean Ianno	at South Alabama	9/1/12
51	Daniel Portillo	vs. Kansas State	9/12/15
48	Sean Ianno	vs. South Alabama	10/8/11
47	Sean Ianno	at South Alabama	9/1/12
47	Jared Sackett	vs. Baylor	9/8/18
46	Jared Sackett	vs. Baylor	9/8/18
46	Sean Ianno	vs. Texas A&M-Commerce	9/8/12
46	Jared Sackett	at North Texas	10/14/17

LONGEST PUNTS

Yards	Player	Opponent	Date
69	Kristian Stern	at Oklahoma State	9/13/14
63	Yannis Routsas	vs. Baylor	9/8/18
62	Yannis Routsas	at UTEP	10/3/15
61	Yannis Routsas	at North Texas	10/14/17
60	Kristian Stern	at Tulsa	11/2/13
60	Yannis Routsas	at Old Dominion	9/24/16

LONGEST PLAYS AGAINST

* longest of each type of play

Yards	Player	Play	TD	Team	Date
100	Autrey Golden	Kickoff Return	Y	UTEP	9/21/13
96	William Jackson	Interception Return	Y	Houston	9/28/13
85	Cayleb Jones	Pass (Anu Solomon)	Y	Arizona	9/4/14
89	Ito Smith	Rush	Y	Southern Miss	10/7/17
78	Brandon Wilson	Blocked FG Return	Y	Houston	9/28/13
74	Marcus Ripley	Punt	—	Texas State	9/23/17
73	Grayland Arnold	Punt Return	Y	Baylor	9/7/19
54	Zane Gonzalez	Field Goal	—	Arizona State	9/16/16
45	SaQwan Edwards	Fumble Return	Y	New Mexico	8/31/13
45	Kishawn McClain	Fumble Return	Y	North Texas	10/31/15



Sean Ianno owns five of the 10-longest field goals in program history, including a school-record 53-yarder against Florida Atlantic in 2014.

« GAME SUPERLATIVES »

100-PLUS RUSHING YARDS (24)

Yards	Player	Aff	Opponent	Date
189	Sincere McCormick	22	at UTEP	10/5/19
186	Jarveon Williams	19	at Charlotte	11/14/15
174	Jalen Rhodes	15	at Texas State	9/23/17
170	Jarveon Williams	13	vs. Colorado State	9/26/15
165	Jalen Rhodes	14	vs. Southern Miss	10/8/16
163	Jarveon Williams	22	vs. Rice	11/21/15
153	Tyrell Clay	11	vs. Rice	10/21/17
135	David Glasco II	21	at Tulsa	11/2/13
134	Sincere McCormick	23	at Old Dominion	11/9/19
133	Jarveon Williams	28	at UTEP	10/3/15
125	Jarveon Williams	16	at New Mexico	12/17/16
123	Frank Harris*	15	vs. UIW	8/31/19
122	Jarveon Williams	15	vs. Southern Miss	10/8/16
119	Sincere McCormick	17	at Louisiana Tech	11/30/19
115	Lowell Narcisse*	19	at UTEP	10/5/19
109	Jarveon Williams	21	at Middle Tennessee	11/5/16
108	David Glasco II	16	vs. Southern Miss	11/13/14
106	Evans Okotcha	8	vs. Bacone	9/24/11
105	Brandon Armstrong	10	vs. Minot State	11/19/11
105	Evans Okotcha	26	vs. Louisiana Tech	11/30/13
104	Evans Okotcha	16	at North Texas	11/23/13
104	Jarveon Williams	21	vs. UTEP	10/22/16
103	Jalen Rhodes	20	at Baylor	9/9/17
102	Eric Soza*	14	vs. Northeastern State	9/3/11

* denotes quarterback

300-PLUS PASSING YARDS (7)

Yards	Player	Comp-Att-Int	Opponent	Date
367	Dalton Sturm	27-43-1	vs. Southern Miss	10/7/17
332	Blake Bogenschutz	25-43-1	at Arizona	9/3/15
325	Lowell Narcisse	21-40-1	vs. Southern Miss	11/16/19
316	Eric Soza	29-40-3	vs. Houston	9/28/13
314	Eric Soza	23-41-0	at Louisiana Tech	11/3/12
308	Eric Soza	24-41-2	vs. Oklahoma State	9/7/13
302	Ryan Polite	20-32-1	vs. San Jose State	10/20/12

100-PLUS RECEIVING YARDS (14)

Yards	Player	Rec	Opponent	Date
186	Greg Campbell Jr.	11	vs. UNT	11/24/18
145	Kerry Thomas Jr.	5	vs. Charlotte	11/26/16
134	Zakhari Franklin	6	at Old Dominion	11/9/19
120	Kam Jones	8	at McNeese State	11/12/11
113	Josh Stewart	7	at Louisiana Tech	11/12/16
109	David Morgan II	9	at Arizona	9/3/15
108	Brandon Freeman	5	at UC Davis	10/15/11
108	Greg Campbell Jr.	10	vs. Southern Miss	10/7/17
106	Kerry Thomas Jr.	10	vs. Marshall	11/18/17
103	Kam Jones	7	at Sam Houston State	10/1/11
103	Kam Jones	5	vs. South Alabama	10/8/11
103	Josh Stewart	2	at Rice	10/15/16
101	Cole Hubble	3	at Louisiana Tech	11/3/12
101	Josh Stewart	5	vs. Southern Miss	10/7/17



Greg Campbell Jr. set school single-game standards for receptions (11) and receiving yards (186) against North Texas in 2018.

12-PLUS TACKLES (35)

No.	Player	UA-A	Opponent	Date
16	Cody Rogers	7-9	at McNeese State	11/12/11
15	Duke Wheeler	10-5	vs. Louisiana Tech	10/10/15
15	Josiah Tauaefa	2-13	at Old Dominion	9/24/16
14	Duke Wheeler	11-3	at Charlotte	11/14/15
14	Andrew Martel	10-4	at Southern Miss	10/20/18
14	C.J. Levine	4-10	at Marshall	11/17/18
14	Josiah Tauaefa	8-6	vs. North Texas	11/24/18
13	Steven Kurfehs	8-5	at Southern Utah	9/17/11
13	Steven Kurfehs	9-4	at Sam Houston State	10/1/11
13	Brandon Reeves	4-9	vs. McNeese State	11/10/12
13	Duke Wheeler	6-7	vs. Old Dominion	11/7/15
13	Duke Wheeler	8-5	vs. Middle Tennessee	11/28/15
13	Josiah Tauaefa	9-4	vs. Alabama State	9/3/16
13	Josiah Tauaefa	7-6	vs. Louisiana Tech	10/13/18
13	Josiah Tauaefa	5-8	at Southern Miss	10/20/18
13	Darryl Godfrey	5-8	vs. FIU	11/10/18
12	Mauricio Sanchez	6-6	at Sam Houston State	10/1/11
12	Steven Kurfehs	9-3	vs. South Alabama	10/8/11
12	Mark Waters	4-8	vs. Minot State	11/19/12
12	Brandon Reeves	4-8	at South Alabama	9/1/12
12	Brandon Reeves	3-9	at New Mexico State	9/29/12
12	Brandon Reeves	6-6	at Rice	10/13/12
12	Nic Johnston	6-6	at Louisiana Tech	11/3/12
12	Triston Wade	9-3	at Arizona	9/14/13
12	Triston Wade	7-5	vs. Houston	9/28/13
12	Jens Jeters	4-8	vs. Southern Miss	11/13/14
12	Nate Gaines	9-3	vs. Louisiana Tech	10/10/15
12	Michael Egwuagu	5-7	at Colorado State	9/10/16
12	Josiah Tauaefa	5-7	vs. Southern Miss	10/8/16
12	La'Kel Bass	2-10	at Rice	10/15/16
12	C.J. Levine	7-5	at Southern Miss	10/20/18
12	Les Maruo	8-4	at Southern Miss	10/20/18
12	C.J. Levine	10-2	at UAB	11/3/18
12	Les Maruo	1-11	vs. FIU	11/10/18
12	Josiah Tauaefa	1-11	at Marshall	11/17/18

2-PLUS SACKS (21)

No.	Player	Yds	Opponent	Date
4.0	Marlon Smith	27	vs. McMurry	9/10/11
3.0	Robert Singletary	17	vs. FIU	10/11/14
2.5	Marcos Curry	12	vs. Southern	9/16/17
2.5	Marcus Davenport	24	at North Texas	10/14/17
2.5	Josiah Tauaefa	20	vs. Texas State	9/22/18
2.0	Marlon Smith	16	at UC Davis	10/15/11
2.0	Codie Brooks	10	vs. Oklahoma State	9/7/13
2.0	Codie Brooks	9	at Marshall	10/5/13
2.0	Robert Singletary	16	at Marshall	10/5/13
2.0	Cody Rogers	8	vs. UTEP	10/25/14
2.0	Jason Neill	15	vs. North Texas	10/31/15
2.0	Jason Neill	9	at Charlotte	11/14/15
2.0	Marcus Davenport	6	vs. Rice	11/21/15
2.0	Jason Neill	8	vs. Rice	11/21/15
2.0	Marcus Davenport	2	vs. Alabama State	9/3/16
2.0	Josiah Tauaefa	14	vs. Alabama State	9/3/16
2.0	La'Kel Bass	12	at Middle Tennessee	11/5/16
2.0	Marcus Davenport	10	at Louisiana Tech	11/12/16
2.0	Marcus Davenport	8	vs. Rice	10/21/17
2.0	Lorenzo Dantzier	14	vs. UIW	8/31/19
2.0	Jarrrod Carter-McLin	13	at UTEP	10/5/19

2-PLUS INTERCEPTIONS (4)

No.	Player	Yds	Opponent	Date
2	Triston Wade	93	at Tulsa	11/2/13
2	Nate Gaines	11	at UTEP	10/3/15
2	Bennett Okotcha	14	at Southern Miss	10/17/15
2	Clayton Johnson	10	Rice	10/21/17

« SINGLE-SEASON LISTS »

RUSHING

Rushes

1. Jarveon Williams	207	2016
2. Sincere McCormick	177	2019
3. Jarveon Williams	173	2015
4. Jalen Rhodes	155	2016
5. David Glasco II	150	2014

Rushing Yards

1. Jarveon Williams	1,042	2015
2. Sincere McCormick	983	2019
3. Jarveon Williams	900	2016
4. Jalen Rhodes	827	2016
5. Jalen Rhodes	659	2017

Rushing Yards Per Attempt (min. 75 attempts)

1. Jarveon Williams	6.02	2015
2. Sincere McCormick	5.55	2019
3. Jalen Rhodes	5.34	2016
4. David Glasco II	5.22	2013
5. Jalen Rhodes	4.92	2017

Rushing Yards Per Game

1. Jarveon Williams	94.7	2015
2. Sincere McCormick	81.9	2019
3. Jarveon Williams	69.2	2016
4. Jalen Rhodes	68.9	2016
5. Jalen Rhodes	59.9	2017

Rushing Touchdowns

1. Jalen Rhodes	9	2016
2. Jarveon Williams	8	2015
Evans Okotcha	8	2012
Jarveon Williams	8	2016
Sincere McCormick	8	2019

PASSING

Passing Attempts

1. Eric Soza	377	2013
2. Eric Soza	307	2011
3. Dalton Sturm	299	2016
4. Dalton Sturm	297	2017
5. Eric Soza	282	2012

Passing Completions

1. Eric Soza	236	2013
2. Dalton Sturm	185	2017
3. Eric Soza	172	2011
4. Dalton Sturm	169	2016
5. Eric Soza	166	2012

Passing Yards

1. Eric Soza	2,719	2013
2. Dalton Sturm	2,185	2017
3. Dalton Sturm	2,170	2016
4. Eric Soza	2,148	2011
5. Eric Soza	2,085	2012

Passing Yards Per Game (min. 5 games)

1. Eric Soza	226.6	2013
2. Eric Soza	214.8	2011
3. Eric Soza	208.5	2012
4. Dalton Sturm	198.6	2017
5. Blake Bogenschutz	179.4	2015

Completion Percentage (min. 100 attempts)

1. Eric Soza	62.6	2013
2. Dalton Sturm	62.3	2017
3. Blake Bogenschutz	59.1	2015
4. Dalton Sturm	59.0	2015
5. Eric Soza	58.9	2012

Passing Efficiency (min. 100 attempts)

1. Eric Soza	142.2	2012
2. Dalton Sturm	137.4	2017
3. Dalton Sturm	135.5	2016
4. Eric Soza	127.9	2013
5. Dalton Sturm	126.2	2015



Josh Stewart established single-season records with 682 receiving yards and 18.94 yards per catch in 2016.

Passing Touchdowns

1. Eric Soza	20	2012
Dalton Sturm	20	2016
3. Dalton Sturm	15	2017
4. Eric Soza	14	2011
5. Dalton Sturm	13	2015

RECEIVING

Receptions

1. Greg Campbell Jr.	58	2018
2. Kerry Thomas Jr.	52	2015
3. David Morgan II	45	2015
4. Aaron Grubb	42	2015
5. Kam Jones	39	2011
Josh Stewart	39	2017

Receiving Yards

1. Josh Stewart	682	2016
2. Greg Campbell Jr.	658	2018
3. Kam Jones	578	2011
4. David Morgan II	566	2015
5. Kerry Thomas Jr.	555	2016

Yards Per Reception (min. 20 receptions)

1. Josh Stewart	18.94	2016
2. JaBryce Taylor	16.28	2015
3. Kerry Thomas Jr.	15.86	2016
4. Kam Jones	14.82	2011
5. Evans Okotcha	14.54	2012

Receiving Yards Per Game

1. Kam Jones	57.8	2011
2. Zakhari Franklin	54.6	2019
3. Josh Stewart	52.5	2016
4. David Morgan II	47.2	2015
5. Josh Stewart	47.1	2017

Receiving Touchdowns

1. Kerry Thomas Jr.	8	2016
2. David Morgan II	5	2015
Josh Stewart	5	2016
4. Brandon Freeman	4	2011
Cole Hicks	4	2012
Cole Hubble	4	2012
Kerry Thomas Jr.	4	2015
Kerry Thomas Jr.	4	2017
Carlos Strickland II	4	2019

MISCELLANEOUS YARDS

Total Offense Yards

1. Eric Soza	3,088	2013
2. Dalton Sturm	2,730	2017
3. Dalton Sturm	2,483	2016
4. Eric Soza	2,449	2012
5. Eric Soza	2,433	2011

Total Offense Yards Per Game (min. 5 games)

1. Eric Soza	257.3	2013
2. Dalton Sturm	248.2	2017
3. Eric Soza	244.9	2012
4. Eric Soza	243.3	2011
5. Dalton Sturm	191.0	2016

All-Purpose Yards

1. Sincere McCormick	1,177	2019
2. Jarveon Williams	1,121	2016
3. Jarveon Williams	1,109	2015
4. Kam Jones	1,079	2013
5. Jalen Rhodes	987	2016

All-Purpose Yards Per Game (min. 5 games)

1. Jarveon Williams	100.8	2015
2. Kam Jones	98.1	2013
Sincere McCormick	98.1	2019
4. Jarveon Williams	95.6	2014
5. Kam Jones	88.1	2011

SCORING

Points

1. Evans Okotcha	66	2012
2. Jalen Rhodes	60	2016
3. Sincere McCormick	54	2019
4. Jarveon Williams	48	2015
Kerry Thomas Jr.	48	2016
Jarveon Williams	48	2016

Points by a Kicker

1. Victor Falcon	79	2016
2. Sean Ianno	71	2013
3. Sean Ianno	70	2014
4. Sean Ianno	64	2011
5. Jared Sackett	60	2018

Touchdowns

1. Evans Okotcha	11	2012
2. Jalen Rhodes	10	2016
3. Sincere McCormick	9	2019
4. Jarveon Williams	8	2015
Kerry Thomas Jr.	8	2016
Jarveon Williams	8	2016

Touchdowns Responsible For

1. Eric Soza	26	2012
2. Dalton Sturm	24	2016
3. Eric Soza	19	2013
4. Eric Soza	17	2011
Dalton Sturm	17	2017

Extra Points

1. Victor Falcon	43	2016
2. Sean Ianno	38	2013
3. Sean Ianno	31	2011
4. Daniel Portillo	27	2015
5. Hunter Duplessis	25	2019

Field Goals

1. Jared Sackett	19	2017
2. Sean Ianno	17	2014
3. Jared Sackett	14	2018
4. Victor Falcon	12	2016
5. Sean Ianno	11	2011
Sean Ianno	11	2013

« SINGLE-SEASON LISTS »

SPECIAL TEAMS

Kickoffs

1. Daniel Portillo	68	2016
2. Sean Ianno	60	2013
3. Daniel Portillo	52	2017
4. Matthew Cluck	51	2019
5. Sean Ianno	42	2011

Touchbacks

1. Daniel Portillo	27	2016
2. Sean Ianno	21	2013
3. Matthew Cluck	20	2019
4. Sean Ianno	16	2014
Daniel Portillo	16	2015
Daniel Portillo	16	2017

Kickoff Returns

1. Brett Winnegan	36	2015
2. Derrick Dick	26	2015
3. Kam Jones	21	2013
Matt Guidry	21	2018
5. Kenny Harrison	19	2011
Matt Guidry	19	2016

Kickoff Return Yards

1. Brett Winnegan	747	2015
2. Derrick Dick	592	2015
3. Kenny Harrison	510	2011
4. Matt Guidry	495	2018
5. Matt Guidry	434	2016

Kickoff Return Average (min. 5 attempts)

1. Kam Jones	27.25	2014
2. Kenny Harrison	26.84	2011
3. Brett Winnegan	25.83	2019
4. Kam Jones	24.43	2011
5. Brett Winnegan	23.92	2016

Punts

1. Kristian Stern	83	2014
2. Yannis Routsas	75	2018
3. Yannis Routsas	69	2016
4. Lucas Dean	65	2019
5. Yannis Routsas	63	2015

Punting Average (min. 20 attempts)

1. Yannis Routsas	42.93	2018
2. Yannis Routsas	42.00	2016
3. Yannis Routsas	41.55	2017
4. Kristian Stern	41.23	2014
5. Lucas Dean	40.78	2019

Punt Returns

1. Kenny Harrison	24	2014
2. JaBryce Taylor	19	2016
3. Sheldon Jones	17	2019
4. Derrick Dick	16	2015
5. Brady Jones	14	2017

Punt Return Yards

1. Kenny Harrison	208	2012
2. Kenny Harrison	118	2014
3. JaBryce Taylor	86	2016
4. Erik Brown	75	2011
Derrick Dick	75	2015

Punt Return Average (min. 5 attempts)

1. Kenny Harrison	17.33	2012
2. Greg Campbell Jr.	9.29	2018
3. Kenny Harrison	7.29	2013
4. Erik Brown	6.82	2011
5. Kenny Harrison	4.92	2014

Blocked Kicks

1. Charles Wort	2	2012
Kevin Strong Jr.	2	2016
3. 12 players	1	—

DEFENSE

Total Tackles

1. Josiah Tauaefa	115	2016
2. Josiah Tauaefa	113	2018
3. Brandon Reeves	95	2012
4. Triston Wade	94	2013
5. Duke Wheeler	93	2015

Solo Tackles

1. C.J. Levine	67	2018
2. Duke Wheeler	62	2015
Josiah Tauaefa	62	2018
4. Andrew Martel	57	2019
5. Triston Wade	54	2013

Assisted Tackles

1. Josiah Tauaefa	65	2016
2. Brandon Reeves	62	2012
3. La'Kel Bass	54	2016
4. Jens Jeters	51	2014
5. Drew Douglas	50	2015

Tackles For Loss

1. Marcus Davenport	17.5	2017
2. Jaylon Haynes	12.5	2019
3. Josiah Tauaefa	11.5	2018
4. Jason Neill	11.0	2015
La'Kel Bass	11.0	2016

Sacks

1. Jason Neill	8.5	2015
Marcus Davenport	8.5	2017
3. Marlon Smith	8.0	2011
4. Marcus Davenport	6.5	2016
5. Brandon Reeves	6.0	2011

Quarterback Hurries


1. Marcus Davenport	8	2016
Marcus Davenport	8	2017
3. Jason Neill	7	2012
Josiah Tauaefa	7	2016
5. Jaylon Haynes	6	2019

Forced Fumbles

1. Nic Johnston	4	2012
Triston Wade	4	2012
Robert Singletary	4	2014
4. Marcus Davenport	3	2017
Eric Banks	3	2017
Triston Wade	3	2011

Fumble Recoveries

1. Nic Johnston	3	2011
2. Triston Wade	2	2011
Brandon Reeves	2	2012
Triston Wade	2	2012
Crosby Adams III	2	2013
Jens Jeters	2	2014
Triston Wade	2	2014
Duke Wheeler	2	2014
La'Kel Bass	2	2016
Andrew Martel	2	2016
Baylen Baker	2	2017
La'Kel Bass	2	2017
Brenndan Johnson	2	2018
Andrew Martel	2	2018
Les Maruo	2	2018



Josiah Tauaefa set UTSA's single-season tackles mark with 115 in 2016 en route to being named Conference USA Freshman of the Year and a Freshman All-American.

Interceptions

1. Erik Brown	4	2012
Triston Wade	4	2012
Triston Wade	4	2014
Bennett Okotcha	4	2015
Nate Gaines	4	2017
Cassius Grady	4	2018

Interception Return Yards

1. Triston Wade	93	2013
2. Trevor Baker	85	2015
3. Michael Egwuagu	83	2015
4. Jason Neill	67	2011
5. Dadrian Taylor	58	2019

Interception Return Touchdowns

1. Michael Egwuagu	2	2015
2. Steven Kurfels	1	2011
Jason Neill	1	2011
Triston Wade	1	2012
Triston Wade	1	2013
Deveron Davis	1	2017
C.J. Levine	1	2018
Rashad Wisdom	1	2019
Dadrian Taylor	1	2019

Passes Defended

1. Erik Brown	16	2012
2. Triston Wade	14	2014
Bennett Okotcha	14	2015
4. Triston Wade	11	2012
Bennett Okotcha	11	2013

« CAREER LISTS »

RUSHING

<u>Rushes</u>		
1. Jarveon Williams	474	2013-16
2. Jalen Rhodes	421	2015-18
3. David Glasco II	400	2011-14
4. Dalton Sturm	360	2014-17
5. Eric Soza	259	2011-13

<u>Rushing Yards</u>		
1. Jarveon Williams	2,393	2013-16
2. Jalen Rhodes	1,996	2015-18
3. David Glasco II	1,752	2011-14
4. Dalton Sturm	1,227	2014-17
5. Evans Okotcha	1,162	2011-13

<u>Rushing Yards Per Attempt (min. 150 attempts)</u>		
1. Sincere McCormick	5.55	2019
2. Jarveon Williams	5.05	2013-16
3. Jalen Rhodes	4.74	2015-18
4. Evans Okotcha	4.67	2011-13
5. Tyrell Clay	4.40	2014-17

<u>Rushing Yards Per Game (min. 10 games)</u>		
1. Sincere McCormick	81.9	2019
2. Jarveon Williams	55.7	2013-16
3. Lowell Narcisse	44.7	2019
4. Jalen Rhodes	43.4	2015-18
5. David Glasco II	39.8	2011-14

<u>Rushing Touchdowns</u>		
1. David Glasco II	20	2011-14
2. Jarveon Williams	19	2013-16
3. Jalen Rhodes	18	2015-18
4. Eric Soza	16	2011-13
5. Evans Okotcha	14	2011-13

PASSING

<u>Passing Attempts</u>		
1. Eric Soza	966	2011-13
2. Dalton Sturm	811	2014-17
3. Cordale Grundy	225	2018-19
4. Lowell Narcisse	201	2019
5. Tucker Carter	200	2012-14

<u>Passing Completions</u>		
1. Eric Soza	574	2011-13
2. Dalton Sturm	482	2014-17
3. Tucker Carter	119	2012-14
4. Cordale Grundy	112	2018-19
5. Lowell Narcisse	107	2019

<u>Passing Yards</u>		
1. Eric Soza	6,952	2011-13
2. Dalton Sturm	5,768	2014-17
3. Tucker Carter	1,273	2012-14
4. Lowell Narcisse	1,226	2019
5. Blake Bogenschutz	1,179	2014-15

<u>Passing Yards Per Game</u>		
1. Eric Soza	217.2	2011-13
2. Dalton Sturm	164.8	2014-17
3. Blake Bogenschutz	147.4	2014-15
4. Ryan Polite	120.8	2012
5. Lowell Narcisse	111.5	2019

<u>Completion Percentage (min. 100 attempts)</u>		
1. Tucker Carter	59.5	2012-14
2. Eric Soza	59.4	2011-13
3. Dalton Sturm	59.4	2014-17
4. Blake Bogenschutz	58.5	2014-15
5. Austin Robinson	55.5	2014

<u>Passing Efficiency (min. 100 attempts)</u>		
1. Dalton Sturm	134.7	2014-17
2. Eric Soza	130.8	2011-13
3. Blake Bogenschutz	115.5	2014-15
4. Tucker Carter	114.2	2012-14
5. Lowell Narcisse	112.6	2019



Kerry Thomas Jr. owns UTSA career records for receiving yards (1,630) and receiving touchdowns (17).

<u>Passing Touchdowns</u>		
1. Dalton Sturm	49	2014-17
2. Eric Soza	46	2011-13
3. Lowell Narcisse	8	2019
4. Tucker Carter	5	2012-14
5. Cordale Grundy	5	2018-19

RECEIVING

<u>Receptions</u>		
1. Kam Jones	130	2011-14
2. Kerry Thomas Jr.	127	2014-17
3. Aaron Grubb	94	2012-15
4. Greg Campbell Jr.	90	2015-18
5. Kenny Harrison	88	2011-14

<u>Receiving Yards</u>		
1. Kerry Thomas Jr.	1,630	2014-17
2. Kam Jones	1,478	2011-14
3. Josh Stewart	1,200	2016-17
4. David Morgan II	1,104	2011-15
5. Greg Campbell Jr.	994	2015-18

<u>Yards Per Reception (min. 40 receptions)</u>		
1. Kenny Bias	18.25	2011-15
2. Cole Hubble	16.34	2011-14
3. Josh Stewart	16.00	2016-17
4. Evans Okotcha	13.72	2011-13
5. JaBryce Taylor	13.58	2015-16

<u>Receiving Yards Per Game</u>		
1. Josh Stewart	50.0	2016-17
2. Kerry Thomas Jr.	35.4	2014-17
3. Greg Campbell Jr.	34.3	2015-18
4. Kam Jones	32.8	2011-14
5. Brandon Freeman	28.4	2011-14

<u>Receiving Touchdowns</u>		
1. Kerry Thomas Jr.	17	2014-17
2. David Morgan II	8	2011-15
3. Josh Stewart	8	2016-17
4. Cole Hubble	6	2011-14
5. Kenny Bias	6	2011-15

MISCELLANEOUS

<u>Total Offense Yards</u>		
1. Eric Soza	7,970	2011-13
2. Dalton Sturm	6,995	2014-17
3. Jarveon Williams	2,396	2013-16
4. Jalen Rhodes	1,996	2015-18
5. David Glasco II	1,752	2011-14

<u>Total Offense Yards Per Game (min. 10 games)</u>		
1. Eric Soza	249.1	2011-13
2. Dalton Sturm	199.9	2014-17
3. Lowell Narcisse	156.2	2019
4. Cordale Grundy	105.2	2018-19
5. Tucker Carter	100.1	2012-14

<u>All-Purpose Yards</u>		
1. Jarveon Williams	3,463	2013-16
2. Kam Jones	3,144	2011-14
3. Jalen Rhodes	2,469	2015-18
4. Kenny Harrison	2,179	2011-14
5. David Glasco II	1,861	2011-14

<u>All-Purpose Yards Per Game</u>		
1. Sincere McCormick	98.1	2019
2. Jarveon Williams	80.5	2013-16
3. Kam Jones	69.9	2011-14
4. Derrick Dick	57.2	2015
5. Evans Okotcha	55.8	2011-13

<u>Games Played</u>		
1. Eric Banks	48	2016-19
2. Carl Austin III	47	2015-19
3. Jarrod Carter-McLin	47	2016-19
4. Reed Darragh	47	2013-17
5. C.J. Levine	47	2015-18
6. Andrew Martel	47	2016-19
7. Yannis Routsas	47	2015-18

<u>Games Started</u>		
1. Nate Leonard	46	2011-14
2. Scott Inskeep	44	2011-14
3. Cody Harris	43	2011-14
4. David Glasco II	40	2011-14
5. Triston Wade	39	2011-14

SCORING

<u>Points</u>		
1. David Glasco II	134	2011-14
2. Jarveon Williams	120	2013-16
3. Jalen Rhodes	120	2015-18
4. Evans Okotcha	114	2011-13
5. Kerry Thomas Jr.	102	2014-17

<u>Points by a Kicker</u>		
1. Sean Ianno	256	2011-14
2. Jared Sackett	140	2017-18
3. Victor Falcon	86	2015-17
4. Daniel Portillo	58	2014-17
5. Hunter Duplessis	52	2017-19

<u>Touchdowns</u>		
1. David Glasco II	22	2011-14
2. Jarveon Williams	20	2013-16
3. Jalen Rhodes	20	2015-18
4. Evans Okotcha	19	2011-13
5. Kerry Thomas Jr.	17	2014-17

<u>Touchdowns Responsible For</u>		
1. Eric Soza	62	2011-13
2. Dalton Sturm	56	2014-17
3. David Glasco II	22	2011-14
4. Jarveon Williams	21	2013-16
5. Jalen Rhodes	20	2015-18

<u>Extra Points</u>		
1. Sean Ianno	109	2011-14
2. Victor Falcon	47	2015-17
3. Jared Sackett	41	2017-18
4. Daniel Portillo	28	2014-17
5. Hunter Duplessis	25	2017-19

« CAREER LISTS »

Field Goals

1. Sean Ianno	49	2011-14
2. Jared Sackett	33	2017-18
3. Victor Falcon	13	2015-17
4. Daniel Portillo	10	2014-17
5. Hunter Duplessis	9	2017-19

SPECIAL TEAMS

Kickoffs

1. Daniel Portillo	179	2014-17
2. Sean Ianno	157	2011-14
3. Matthew Cluck	51	2019
4. Josh Ward	38	2011-14
5. Hunter Duplessis	29	2017-19

Touchbacks

1. Daniel Portillo	62	2014-17
2. Sean Ianno	49	2011-14
3. Josh Ward	29	2011-14
4. Matthew Cluck	20	2019
5. Victor Falcon	9	2015-17

Kickoff Returns

1. Brett Winnegan (68-1,515)	68	2015-19
2. Matt Guidry (44-1,034)	44	2016-18
3. Kam Jones (43-989)	43	2011-14
4. Kenny Harrison (39-969)	39	2011-14
5. Derrick Dick (26-592)	26	2015

Kickoff Return Yards

1. Brett Winnegan	1,515	2015-19
2. Matt Guidry	1,034	2016-18
3. Kam Jones	989	2011-14
4. Kenny Harrison	969	2011-14
5. Derrick Dick	592	2015

Kickoff Return Average (min. 10 attempts)

1. Kenny Harrison	24.85	2011-14
2. Matt Guidry	23.50	2016-18
3. Kam Jones	23.00	2011-14
4. Derrick Dick	22.77	2015
5. Brett Winnegan	22.28	2015-19

Punts

1. Yannis Routsas	254	2015-18
2. Kristian Stern	172	2011-14
3. Lucas Dean	65	2019
4. Josh Ward	61	2011-14
5. Daniel Portillo	4	2014-17

Punting Average (min 40 attempts)

1. Yannis Routsas	41.48	2015-18
2. Lucas Dean	40.78	2019
3. Kristian Stern	40.77	2011-14
4. Josh Ward	34.13	2011-14

Punt Returns

1. Kenny Harrison	43	2011-14
2. Sheldon Jones	22	2018-19
3. JaBryce Taylor	21	2015-16
4. Derrick Dick	16	2015
5. Brady Jones	14	2015-17

Punt Return Average (min. 10 attempts)

1. Kenny Harrison	8.77	2011-14
2. Aaron Grubb	8.40	2012-15
3. Erik Brown	6.82	2011-12
4. Matt Guidry	6.00	2016-18
5. Brady Jones	4.79	2015-17

Blocked Kicks

1. Kevin Strong	2	2015-18
Charles Wort	2	2012
3. 13 players	1	—

DEFENSE

Total Tackles

1. Triston Wade	293	2011-14
2. Josiah Tauaefa	257	2016-18
3. Drew Douglas	242	2012-15
4. Nic Johnston	220	2011-14
5. Steven Kurfehs	214	2011-13

Solo Tackles

1. Triston Wade	169	2011-14
2. Josiah Tauaefa	121	2016-18
3. Nate Gaines	120	2014-17
4. Steven Kurfehs	115	2011-13
Michael Egwuagu	115	2013-16

Assisted Tackles

1. Drew Douglas	144	2012-15
2. Josiah Tauaefa	136	2016-18
3. Triston Wade	124	2011-14
4. Nic Johnston	109	2011-14
5. Brandon Reeves	104	2011-12

Tackles For Loss

1. Marcus Davenport	38.0	2014-17
2. Kevin Strong Jr.	26.5	2015-18
3. Jason Neill	23.5	2011-15
4. Josiah Tauaefa	22.5	2016-18
5. Eric Banks	20.5	2016-19

Sacks

1. Marcus Davenport	22.0	2014-17
2. Jason Neill	14.0	2011-15
3. Josiah Tauaefa	11.5	2016-18
4. DeQuarius Henry	9.0	2017-19
Cody Rogers	9.0	2011-14

Quarterback Hurries

1. Marcus Davenport	21	2014-17
2. Jason Neill	17	2011-15
3. Cody Rogers	14	2011-14
4. Josiah Tauaefa	13	2016-18
5. Steven Kurfehs	9	2011-13

Forced Fumbles

1. Triston Wade	8	2011-14
2. Nic Johnston	7	2011-14
3. Robert Singletary	6	2013-14
Marcus Davenport	6	2014-17
5. Eric Banks	5	2016-19

Fumble Recoveries

1. Triston Wade	6	2011-14
2. Nic Johnston	4	2011-14
La'Kel Bass	4	2015-17
Andrew Martel	4	2016-19
5. Crosby Adams III	3	2011-14
Brandon Reeves	3	2011-12
Marcellus Mack	3	2011-14

Interceptions

1. Triston Wade	12	2011-14
2. Nate Gaines	8	2014-17
3. Michael Egwuagu	6	2013-16
Cassius Grady	6	2018-19
Bennett Okotcha	6	2013-15



2014 Jim Thorpe Award semifinalist Triston Wade is the program's career leader in eight categories, including interceptions (12), passes defended (35) and tackles (293).

Interception Return Yards

1. Triston Wade	195	2011-14
2. Michael Egwuagu	98	2013-16
3. Trevor Baker	85	2014-15
4. Jason Neill	67	2011-15
Bennett Okotcha	67	2013-15

Interception Return Touchdowns

1. Triston Wade	2	2011-14
Michael Egwuagu	2	2013-16
3. Devron Davis	1	2016-17
Steven Kurfehs	1	2011-13
C.J. Levine	1	2015-18
Jason Neill	1	2011-15
Dadrian Taylor	1	2018-19
Rashad Wisdom	1	2019

Passes Defended

1. Triston Wade	35	2011-14
2. Bennett Okotcha	30	2013-15
3. Nate Gaines	21	2014-17
4. Michael Egwuagu	20	2013-16
5. Erik Brown	18	2011-12
Cassius Grady	18	2018-19

« **OPPONENT SINGLE-GAME RECORDS** »

TEAM

Points: 69, Oklahoma State, 9/19/15
Touchdowns: 9, Oklahoma State, 9/19/15; Louisiana Tech, 11/12/16; Baylor, 9/7/19
First Downs: 33, Louisiana Tech, 11/3/12
Rushing Attempts: 58, Rice, 10/13/12
Rushing Yards: 419, UAB, 11/3/18
Rushing Touchdowns: 5, Baylor, 9/7/19; Texas A&M, 11/2/19
Passing Completions: 35, Oklahoma State, 9/7/13
Passing Attempts: 50, UTEP, 10/3/15; Southern Miss, 10/8/16
Passing Yards: 518, Oklahoma State, 9/7/13
Passing Touchdowns: 6, Oklahoma State, 9/7/13
Total Plays: 89, Southern Miss, 10/8/16
Total Offense: 668, UAB, 11/3/18
Third-Down Conversions: 12 (of 20), Rice, 11/8/14
Fourth-Down Conversions: 4 (of 5), Charlotte, 11/14/15
Turnovers: 6, Houston, 8/29/14
Tackles For Loss: 15.0, Arizona State, 9/1/18
Sacks: 9, Arizona State, 9/1/18
Forced Fumbles: 4, San Jose State, 10/20/12; Oklahoma State, 9/19/15
Fumble Recoveries: 5, San Jose State, 10/20/12; Oklahoma State, 9/19/15
Interceptions: 4, (2x), last, FIU, 11/10/18
Passes Defended: 10, Marshall, 10/5/13
Safeties: 1, Sam Houston State, 10/1/11; Colorado State, 9/26/15
Extra Points: 9 (of 9), Oklahoma State, 9/19/15; 9 (of 9), Louisiana Tech, 11/12/16; 9 (of 9), Baylor, 9/7/19
Field Goals: 4, Arizona, 9/4/14; North Texas, 11/29/14; Southern Miss, 10/17/15; Arizona State, 9/16/16; UAB, 10/12/19
Kickoffs: 12, Oklahoma State, 9/19/15
Touchbacks: 8, Baylor, 9/7/19
Kickoff Returns: 8 (4x), last, Southern Miss, 10/8/16
Kickoff Return Yards: 155, San Jose State, 10/20/12
Punts: 10 (2x), last, Northwestern Oklahoma State, 9/22/12
Punt Returns: 6, Sam Houston State, 10/1/11
Punt Return Yards: 102, Southern Utah, 9/17/11
Blocked Kicks: 2, McMurry, 9/10/11
Penalties: 15 (for 157), Louisiana Tech, 11/3/12

INDIVIDUAL

Points: 18, (5x), last, Isaiah Spiller, Texas A&M, 11/2/19
Touchdowns: 3, (5x), last, Isaiah Spiller, Texas A&M, 11/2/19
Rushing Attempts: 30, Nick Wilson, Arizona, 9/4/14; Jasen Oden, Colorado State, 9/26/15
Rushing Yards: 217, Isaiah Spiller, Texas A&M, 11/2/19
Longest Rush: 89 (TD), Ito Smith, Southern Miss, 10/7/17
Rushing Touchdowns: 3, Kenneth Dixon, Louisiana Tech, 11/3/12; Isaiah Spiller, Texas A&M, 11/2/19
Passing Completions: 34, Cody Stroud, McNeese State, 11/10/12
Passing Attempts: 49, Ryan Metz, UTEP, 10/3/15
Passing Yards: 387, Isiah Brady, Charlotte, 11/17/18
Longest Passing Completion: 85 (TD), Anu Solomon to Cayleb Jones, Arizona, 9/4/14
Passing Touchdowns: 5, Brandon Doughty, WKU, 11/22/14
Total Offense: 447, David Washington, Old Dominion, 11/7/15
Receptions: 13, Darnell Smith, North Texas, 11/23/13; Trent Taylor, Louisiana Tech, 10/10/15
Receiving Touchdowns: 2, Denzel Mims, Baylor, 9/7/19
Tackles: 16, Derick Mathews, Houston, 8/29/14; Jared Tevis, Arizona, 9/4/14
Tackles For Loss: 4.5, Larry Ogunjobi, Charlotte, 11/14/15; Myles Garrett, Texas A&M, 11/19/16
Sacks: 4.5, Myles Garrett, Texas A&M, 11/19/16
Forced Fumbles: 2, (3x), last Nick Gathrite, UTEP, 10/25/14
Fumble Recoveries: 2, Bene Benwikere, San Jose State, 10/20/12; Deric Robertson, Oklahoma State, 9/19/15
Interceptions: 2, Kenneth Jenkins, Sam Houston State, 10/1/11; Terrell Pinson, Louisiana Tech, 10/18/14
Longest Interception Return: 96 (TD), William Jackson, Houston, 9/28/13
Interception Touchdowns: 1, (10x), last, James Jackson, Louisiana Tech, 11/30/19
Extra Points: 8 (of 8), Ben Grogan, Oklahoma State, 9/7/13 & 9/19/15; Jonathan Barnes, Louisiana Tech, 11/12/16
Field Goals: 4, (5x), last, Nick Vogel, UAB, 10/12/19
Longest Field Goal: 54, Zane Gonzalez, Arizona State, 9/16/16
Kickoffs: 10, Ben Grogan, Oklahoma State, 9/19/15; Jonathan Barnes, Louisiana Tech, 11/12/16
Touchbacks: 9, Nick Vogel, UAB, 11/3/18
Kickoff Returns: 7, Stanley Johnson, Bacone, 9/24/11
Kickoff Return Yards: 155, Tyler Ervin, San Jose State, 10/20/12
Longest Kickoff Return: 100 (TD), Autrey Golden, UTEP, 9/21/13
Punts: 9, (3x), last, Trevor Vincent, Alabama State, 9/3/16
Longest Punt: 74, Marcus Ripley, Texas State, 9/23/17
Punt Returns: 5, Brandon Closner, Sam Houston State, 10/1/11
Punt Return Yards: 103, Brady Measom, Southern Utah, 9/17/11
Longest Punt Return: 73, Grayland Arnold, Baylor, 9/7/19
Blocked Kicks: 1, (9x), last, Austin Orr, North Texas, 10/31/15

« ALAMODOME SINGLE-GAME RECORDS »

TEAM

NOTE: UTSA games only

Points: 59, Houston, 9/28/13

Touchdowns: 8, UTSA vs. Bacone, 9/24/11; Oklahoma State, 9/7/13; Houston, 9/28/13

First Downs: 31, UTSA vs. Oklahoma State, 9/7/13; Florida Atlantic, 11/23/19

Rushing Attempts: 55, Army vs. UTSA, 9/14/19

Rushing Yards: 368, Army vs. UTSA, 9/14/19

Rushing Touchdowns: 6, UTSA vs. Northwestern Oklahoma State, 9/22/12; UTSA vs. Southern Miss, 10/8/16

Passing Completions: 36, UTSA vs. Houston, 9/28/13

Passing Attempts: 50, UTSA vs. Oklahoma State, 9/7/13; Southern Miss, 10/8/16

Passing Yards: 518, Oklahoma State, 9/7/13

Passing Touchdowns: 6, Oklahoma State, 9/7/13

Total Plays: 89, Southern Miss, 10/8/16; UTSA vs. UTEP, 10/22/16

Total Offense: 605, Oklahoma State, 9/7/13

Turnovers: 6, UTSA vs. Houston, 9/28/13

Sacks: 6, UTSA vs. Alabama State, 9/3/16

Interceptions: 4, FIU, 11/10/18

Forced Fumbles: 6, UTSA vs. FIU, 10/11/14

Fumble Recoveries: 5, San Jose State, 10/20/12

Extra Points: 8, UTSA vs. Bacone, 9/24/11; Oklahoma State, 9/7/13; Houston, 9/28/13

Field Goals: 4, UTSA vs. Bacone, 9/24/11; Arizona, 9/4/14; UTSA vs. Southern Miss, 11/13/14; Arizona State, 9/16/16; UAB, 10/12/19

Kickoffs: 11, UTSA vs. Bacone, 9/24/11

Touchbacks: 6, Arizona State, 9/16/16

Punts: 11, UTSA vs. UTEP, 10/25/14

Blocked Kicks: 2, McMurry, 9/10/11

Penalties: 15, UTSA vs. Northwestern Oklahoma State, 9/22/12

Penalty Yards: 145, UTSA vs. UIW, 8/31/19

INDIVIDUAL

Touchdowns: 3, Kenny Bias, UTSA vs. Oklahoma State, 9/7/13; Jalen Rhodes, UTSA vs. Southern Miss, 10/8/16; Walter Dawn, UTEP, 10/22/16

Rushing Attempts: 30, Nick Wilson, Arizona, 9/4/14; Jasen Oden, Colorado State, 9/26/15

Rushing Yards: 178, Ito Smith, Southern Miss, 10/7/17

Longest Rush: 92, Jarveon Williams, UTSA vs. Southern Miss, 10/8/16

Rushing Touchdowns: 3, Jalen Rhodes, UTSA vs. Southern Miss, 10/8/16

Passing Completions: 34, Cody Stroud, McNeese State, 11/10/12

Passing Attempts: 48, David Washington, Old Dominion, 11/7/15

Passing Yards: 378, David Washington, Old Dominion, 11/7/15

Longest Passing Completion: 85 (TD), Anu Solomon to Cayleb Jones, Arizona, 9/4/14

Passing Touchdowns: 4 (4x), last, Dalton Sturm, UTSA vs. Southern, 9/16/17

Receptions: 13, Trent Taylor, Louisiana Tech, 10/10/15

Receiving Yards: 182, Harrison Bryant, Florida Atlantic, 11/23/19

Longest Reception: 85 (TD), Cayleb Jones, Arizona, 9/4/14

Receiving Touchdowns: 2 (49x), last, Zakhari Franklin, UTSA vs. Rice, 10/19/19

Tackles: 16, Jared Tevis, Arizona, 9/4/14

Tackles For Loss: 4.5, Robert Singletary, UTSA vs. FIU, 10/11/14

Sacks: 4, Marlon Smith, UTSA vs. McMurry, 9/10/11

Longest Fumble Return: 59, Michael Egwuagu, UTSA vs. North Texas, 10/29/16

Interceptions: 2, Clayton Johnson, UTSA vs. Rice, 10/21/17

Longest Interception Return: 96 (TD), William Jackson, Houston, 9/28/13

Interception Touchdowns: 1 (11x), last, Rashad Wisdom, UTSA vs. Rice, 10/19/19

Extra Points: 8 (of 8), Ben Grogan, Oklahoma State, 9/7/13

Field Goals: 4, Sean Ianno, UTSA vs. Bacone, 9/24/11; Casey Skowron, Arizona, 9/4/14; Sean Ianno, UTSA vs. Southern Miss, 11/13/14; Zane Gonzalez, Arizona State, 9/16/16; Nick Vogel, UAB, 10/12/19

Longest Field Goal: 54, Zane Gonzalez, Arizona State, 9/16/16

Kickoffs: 10, Sean Ianno, UTSA vs. Bacone, 9/24/11

Touchbacks: 6, Zane Gonzalez, Arizona State, 9/16/16

Kickoff Returns: 8, Kam Jones, UTSA vs. Oklahoma State, 9/7/13; Tez Parks, Southern Miss, 10/8/16

Longest Kickoff Return: 92 (TD), Tyler Ervin, San Jose State, 10/20/12

Punts: 11, Kristian Stern, UTSA vs. UTEP, 10/25/14

Longest Punt: 66, Chris Barnes, Rice, 10/19/19

Punting Average: 58.0, Chris Barnes, Rice, 10/19/19

Punt Returns: 7, JaBryce Taylor, UTSA vs. Alabama State, 9/3/16

Longest Punt Return: 79 (TD), Kenny Harrison, UTSA vs. Texas State, 11/24/12

« YEAR-BY-YEAR RESULTS »



LARRY COKER

2011-15 (5 Seasons)

Overall: 26-32 (.448)

Conference: 15-15 (.500)

2011 — 4-6 (FCS Independent)

9/3	Northeastern State	W, 31-3
9/10	McMurry	L, 21-24
9/17	at Southern Utah	L, 22-45
9/24	Bacone~	W, 54-7
10/1	at #16 Sam Houston State	L, 7-22
10/8	South Alabama	L, 27-30 (2OT)
10/15	at UC Davis	L, 17-38
10/29	Georgia State	W, 17-14 (OT)
11/12	at McNeese State	L, 21-24
11/19	Minot State	W, 49-7

2012 — 8-4 (3-3 Western Athletic Conference)

8/30	at South Alabama	W, 33-31
9/8	Texas A&M-Commerce	W, 27-16
9/15	at Georgia State	W, 38-14
9/22	Northwestern Oklahoma State	W, 56-3
9/29	at New Mexico State*	W, 35-14
10/13	at Rice	L, 14-34
10/20	San Jose State*~	L, 24-52
10/27	Utah State*	L, 17-48
11/3	at #22 Louisiana Tech*	L, 27-51
11/10	McNeese State	W, 31-24
11/17	at Idaho*	W, 34-27
11/24	Texas State*	W, 38-31

2013 — 7-5 (6-2 Conference USA)

8/31	at New Mexico	W, 21-13
9/7	#13 Oklahoma State	L, 35-56
9/14	at Arizona	L, 13-38
9/21	at UTEP*	W, 32-13
9/28	Houston	L, 28-59
10/5	at Marshall*	L, 10-34
10/12	Rice*	L, 21-27
10/26	UAB*~	W, 52-31
11/2	at Tulsa*	W, 34-15
11/9	Tulane*	W, 10-7
11/23	at North Texas*	W, 21-13
11/30	Louisiana Tech*	W, 30-10

2014 — 4-8 (3-5 Conference USA)

8/29	at Houston	W, 27-7
9/4	Arizona	L, 23-26
9/13	at Oklahoma State	L, 13-43
9/27	at Florida Atlantic*	L, 37-41
10/4	New Mexico	L, 9-21
10/11	FIU*~	W, 16-13
10/18	at Louisiana Tech*	L, 20-27
10/25	UTEP*	L, 0-34
11/8	at Rice*	L, 7-17
11/13	Southern Miss*	W, 12-10
11/22	at WKU*	L, 7-45
11/29	North Texas*	W, 34-27

2015 — 3-9 (3-5 Conference USA)

9/3	at #22 Arizona	L, 32-42
9/12	Kansas State	L, 3-30
9/19	at #25 Oklahoma State	L, 14-69
9/26	Colorado State	L, 31-33
10/3	at UTEP*	W, 25-6
10/10	Louisiana Tech*	L, 31-34
10/17	at Southern Miss*	L, 10-32
10/31	at North Texas*	L, 23-30
11/7	Old Dominion*~	L, 31-36
11/14	at Charlotte*	W, 30-27 (OT)
11/21	Rice*	W, 34-24
11/28	Middle Tennessee*	L, 7-42



FRANK WILSON

2016-19 (4 Seasons)

Overall: 19-29 (.396)

Conference: 13-19 (.406)

2016 — 6-7 (5-3 Conference USA)

9/3	Alabama State	W, 26-13
9/10	at Colorado State	L, 14-23
9/16	Arizona State	L, 28-32
9/24	at Old Dominion*	L, 19-33
10/8	Southern Miss*	W, 55-32
10/15	at Rice*	W, 14-13
10/22	UTEP*~	L, 49-52 (5OT)
10/29	North Texas*	W, 31-17
11/5	at Middle Tennessee*	W, 45-25
11/12	at Louisiana Tech*	L, 35-63
11/19	at #22 Texas A&M	L, 10-23
11/26	Charlotte*	W, 33-14
12/17	at New Mexico^	L, 20-23

2017 — 6-5 (3-5 Conference USA)

9/9	at Baylor	W, 17-10
9/16	Southern	W, 51-17
9/23	at Texas State	W, 44-14
10/7	Southern Miss*	L, 29-31
10/14	at North Texas*	L, 26-29
10/21	Rice*~	W, 20-7
10/28	at UTEP*	W, 31-14
11/4	at FIU*	L, 7-14
11/11	UAB*	L, 19-24
11/18	Marshall*	W, 9-7
11/25	Louisiana Tech*	L, 6-20

2018 — 3-9 (2-6 Conference USA)

9/1	at Arizona State	L, 7-49
9/8	Baylor	L, 20-37
9/15	at Kansas State	L, 17-41
9/22	Texas State	W, 25-21
9/29	UTEP*	W, 30-21
10/6	at Rice*	W, 20-3
10/13	Louisiana Tech*	L, 3-31
10/20	at Southern Miss*	L, 17-27
11/3	at UAB*	L, 3-52
11/10	FIU*	L, 7-45
11/17	at Marshall*	L, 0-23
11/24	North Texas*	L, 21-24

2019 — 4-8 (3-5 Conference USA)

8/31	UIW	W, 35-7
9/7	at Baylor	L, 14-63
9/14	Army West Point	L, 13-31
9/21	at North Texas*	L, 3-45
10/5	at UTEP*	W, 26-16
10/12	UAB*	L, 14-33
10/19	Rice*	W, 31-27
11/2	at Texas A&M	L, 14-45
11/9	at Old Dominion*	W, 24-23
11/16	Southern Miss*	L, 17-36
11/23	Florida Atlantic*	L, 26-40
11/30	at Louisiana Tech*	L, 24-41

* conference game

~ Homecoming

^ Gildan New Mexico Bowl

ALL-TIME RECORD

Overall: 45-61 • Home: 26-27 • Away: 19-34

« ALL-TIME SERIES RESULTS »

Alabama State (1-0)

H: 1-0 / A: 0-0

9/3/16 _____ San Antonio, Texas _____ W, 26-13

Arizona (0-3)

H: 0-1 / A: 0-2

9/14/13 _____ Tucson, Ariz. _____ L, 13-38

9/4/14 _____ San Antonio, Texas _____ L, 23-26

9/3/15 _____ Tucson, Ariz. _____ L, 32-42

Arizona State (0-2)

H: 0-1 / A: 0-1

9/16/16 _____ San Antonio, Texas _____ L, 28-32

9/1/18 _____ Tempe, Ariz. _____ L, 7-49

Army West Point (0-1)

H: 0-1 / A: 0-0

9/14/19 _____ San Antonio, Texas _____ L, 13-31

Bacone (1-0)

H: 1-0 / A: 0-0

9/24/11 _____ San Antonio, Texas _____ W, 54-7

Baylor (1-2)

H: 0-1 / A: 1-1

9/9/17 _____ Waco, Texas _____ W, 17-10

9/8/18 _____ San Antonio, Texas _____ L, 20-37

9/7/19 _____ Waco, Texas _____ L, 14-63

Charlotte (2-0)

H: 1-0 / A: 1-0

11/14/15 _____ Charlotte, N.C. _____ W, 30-27 (OT)

11/26/16 _____ San Antonio, Texas _____ W, 33-14

Colorado State (0-2)

H: 0-1 / A: 0-1

9/26/15 _____ San Antonio, Texas _____ L, 31-33

9/10/16 _____ Fort Collins, Colo. _____ L, 14-23

FIU (1-2)

H: 1-1 / A: 0-1

10/11/14 _____ San Antonio, Texas _____ W, 16-13

11/4/17 _____ Miami, Fla. _____ L, 7-14

11/10/18 _____ San Antonio, Texas _____ L, 7-45

Florida Atlantic (0-2)

H: 0-1 / A: 0-1

9/27/13 _____ Boca Raton, Fla. _____ L, 37-41

11/23/19 _____ San Antonio, Texas _____ L, 26-40

Georgia State (2-0)

H: 1-0 / A: 1-0

10/29/11 _____ San Antonio, Texas _____ W, 17-14 (OT)

9/15/12 _____ Atlanta, Ga. _____ W, 38-14

Houston (1-1)

H: 0-1 / A: 1-0

9/28/13 _____ San Antonio, Texas _____ L, 28-59

8/29/14 _____ Houston, Texas _____ W, 27-7

Idaho (1-0)

H: 0-0 / A: 1-0

11/17/12 _____ Moscow, Idaho _____ W, 34-27

Kansas State (0-2)

H: 0-1 / A: 0-1

9/12/15 _____ San Antonio, Texas _____ L, 3-30

9/15/18 _____ Manhattan, Kan. _____ L, 17-41

Louisiana Tech (1-7)

H: 1-2 / A: 0-5

11/3/12 _____ Ruston, La. _____ L, 27-51

11/30/13 _____ San Antonio, Texas _____ W, 30-10

10/18/14 _____ Ruston, La. _____ L, 20-27

10/10/15 _____ San Antonio, Texas _____ L, 31-34

11/12/16 _____ Ruston, La. _____ L, 35-63

11/25/17 _____ Ruston, La. _____ L, 6-20

10/13/18 _____ San Antonio, Texas _____ L, 3-31

11/30/19 _____ Ruston, La. _____ L, 27-41

Marshall (1-2)

H: 1-0 / A: 0-2

10/5/13 _____ Huntington, W.Va. _____ L, 10-34

11/18/17 _____ San Antonio, Texas _____ W, 9-7

11/17/18 _____ Huntington, W.Va. _____ L, 0-23

McMurry (0-1)

H: 0-1 / A: 0-0

9/10/11 _____ San Antonio, Texas _____ L, 21-24

McNeese State (1-1)

H: 1-0 / A: 0-1

11/12/11 _____ Lake Charles, La. _____ L, 21-24

11/10/12 _____ San Antonio, Texas _____ W, 31-24

Middle Tennessee (1-1)

H: 0-1 / A: 1-0

11/28/15 _____ San Antonio, Texas _____ L, 7-42

11/5/16 _____ Murfreesboro, Tenn. _____ W, 45-25

Minot State (1-0)

H: 1-0 / A: 0-0

11/19/11 _____ San Antonio, Texas _____ W, 49-7

New Mexico (1-2)

H: 0-1 / A: 1-1

8/31/13 _____ Albuquerque, N.M. _____ W, 21-13

10/4/14 _____ San Antonio, Texas _____ L, 9-21

12/17/16 _____ Albuquerque, N.M. _____ L, 20-23

New Mexico State (1-0)

H: 0-0 / A: 1-0

9/29/12 _____ Las Cruces, N.M. _____ W, 35-14

North Texas (3-4)

H: 2-1 / A: 1-3

11/23/13 _____ Denton, Texas _____ W, 21-13

11/29/14 _____ San Antonio, Texas _____ W, 34-27

10/31/15 _____ Denton, Texas _____ L, 23-30

10/29/16 _____ San Antonio, Texas _____ W, 31-17

10/14/17 _____ Denton, Texas _____ L, 26-29

11/24/18 _____ San Antonio, Texas _____ L, 21-24

9/21/19 _____ Denton, Texas _____ L, 3-45

Northeastern State (1-0)

H: 1-0 / A: 0-0

9/3/11 _____ San Antonio, Texas _____ W, 31-3

Northwestern Okla. State (1-0)

H: 1-0 / A: 0-0

9/22/12 _____ San Antonio, Texas _____ W, 56-3

Oklahoma State (0-3)

H: 0-1 / A: 0-2

9/7/13 _____ San Antonio, Texas _____ L, 35-56

9/13/14 _____ Stillwater, Okla. _____ L, 13-43

9/19/15 _____ Stillwater, Okla. _____ L, 14-69

Old Dominion (1-2)

H: 0-1 / A: 1-1

11/7/15 _____ San Antonio, Texas _____ L, 31-36

9/24/16 _____ Norfolk, Va. _____ L, 19-33

11/9/19 _____ Norfolk, Va. _____ W, 24-23

Rice (5-3)

H: 3-1 / A: 2-2

10/13/12 _____ Houston, Texas _____ L, 14-34

10/12/13 _____ San Antonio, Texas _____ L, 21-27

11/8/14 _____ Houston, Texas _____ L, 7-17

11/21/15 _____ San Antonio, Texas _____ W, 34-24

10/15/16 _____ Houston, Texas _____ W, 14-13

10/21/17 _____ San Antonio, Texas _____ W, 20-7

10/6/18 _____ Houston, Texas _____ W, 20-3

10/19/19 _____ San Antonio, Texas _____ W, 31-27

Sam Houston State (0-1)

H: 0-0 / A: 0-1

10/1/11 _____ Huntsville, Texas _____ L, 7-22

San Jose State (0-1)

H: 0-1 / A: 0-0

10/20/12 _____ San Antonio, Texas _____ L, 24-52

South Alabama (1-1)

H: 0-1 / A: 1-0

10/8/11 _____ San Antonio, Texas _____ L, 27-30 (2OT)

8/30/12 _____ San Antonio, Texas _____ W, 33-31

Southern (1-0)

H: 1-0 / A: 0-0

9/16/17 _____ San Antonio, Texas _____ W, 51-17

Southern Miss (2-4)

H: 2-2 / A: 0-2

11/13/14 _____ San Antonio, Texas _____ W, 12-10

10/17/15 _____ Hattiesburg, Miss. _____ L, 10-32

10/8/16 _____ San Antonio, Texas _____ W, 55-32

10/7/17 _____ San Antonio, Texas _____ L, 29-31

10/20/18 _____ Hattiesburg, Miss. _____ L, 17-27

11/16/19 _____ San Antonio, Texas _____ L, 17-36

Southern Utah (0-1)

H: 0-0 / A: 0-1

9/17/11 _____ Cedar City, Utah _____ L, 22-45

Texas A&M (0-2)

H: 0-0 / A: 0-2

11/19/16 _____ College Station, Texas _____ L, 10-23

11/2/19 _____ College Station, Texas _____ L, 14-45

Texas A&M-Commerce (1-0)

H: 1-0 / A: 0-0

9/8/12 _____ San Antonio, Texas _____ W, 27-16

Texas State (3-0)

H: 2-0 / A: 1-0

11/24/12 _____ San Antonio, Texas _____ W, 38-31

9/23/17 _____ San Marcos, Texas _____ W, 44-14

9/22/18 _____ San Antonio, Texas _____ W, 25-21

Tulane (1-0)

H: 1-0 / A: 0-0

11/9/13 _____ San Antonio, Texas _____ W, 10-7

Tulsa (1-0)

H: 0-0 / A: 1-0

11/2/13 _____ Tulsa, Okla. _____ W, 34-15

UAB (1-3)

H: 1-2 / A: 0-1

10/26/13 _____ San Antonio, Texas _____ W, 52-31

11/11/17 _____ San Antonio, Texas _____ L, 19-24

11/3/18 _____ Birmingham, Ala. _____ L, 3-52

10/12/19 _____ San Antonio, Texas _____ L, 14-33

UC Davis (0-1)

H: 0-0 / A: 0-1

10/15/11 _____ Davis, Calif. _____ L, 17-38

UIW (1-0)

H: 1-0 / A: 0-0

8/31/19 _____ San Antonio, Texas _____ W, 35-7

Utah State (0-1)

H: 0-1 / A: 0-0

10/27/12 _____ San Antonio, Texas _____ L, 17-48

UTEP (5-2)

H: 1-2 / A: 4-0

9/21/13 _____ El Paso, Texas _____ W, 32-13

10/25/14 _____ San Antonio, Texas _____ L, 0-34

10/3/15 _____ El Paso, Texas _____ W, 25-6

10/22/16 _____ San Antonio, Texas _____ L, 49-52 (5OT)

10/28/17 _____ El Paso, Texas _____ W, 31-14

9/29/18 _____ San Antonio, Texas _____ W, 30-21

10/5/19 _____ El Paso, Texas _____ W, 26-16

WKU (0-1)

H: 0-0 / A: 0-1

11/22/14 _____ Bowling Green, Ky. _____ L, 7-45

« MISCELLANEOUS RECORDS »

ALL-TIME TV APPEARANCES (39-58)

2011 (3-3)

9/10 ___ McMurry (LN) _____ L, 21-24
 9/17 ___ at Southern Utah (MUT) _____ L, 22-45
 9/24 ___ Bacone (LN) _____ W, 54-7
 10/8 ___ South Alabama (LN) _____ L, 27-30 (2OT)
 10/29 ___ Georgia State (LN) _____ W, 17-14 (OT)
 11/19 ___ Minot State (LN) _____ W, 49-7

2012 (3-4)

8/30 ___ at South Alabama (ESPN3) _____ W, 33-31
 9/29 ___ at New Mexico State (ESPN3) _____ W, 35-14
 10/13 ___ at Rice (FCS) _____ L, 14-34
 10/20 ___ San Jose State (ESPN3) _____ L, 24-52
 10/27 ___ Utah State (ESPN3) _____ L, 17-48
 11/3 ___ at #22 Louisiana Tech (ESPNR) _____ L, 27-51
 11/17 ___ at Idaho (KCWX) _____ W, 34-27

2013 (7-5)

8/31 ___ at New Mexico (KMYS) _____ W, 21-13
 9/7 ___ #13 Oklahoma State (FS1) _____ L, 35-56
 9/14 ___ at Arizona (Pac-12) _____ L, 13-38
 9/21 ___ at UTEP (FCS) _____ W, 32-13
 9/28 ___ Houston (FSN) _____ L, 28-59
 10/5 ___ at Marshall (TWC) _____ L, 10-34
 10/12 ___ Rice (TWC) _____ L, 21-27
 10/26 ___ UAB (TWC) _____ W, 52-31
 11/2 ___ at Tulsa (CSS) _____ W, 34-15
 11/9 ___ Tulane (WOAI) _____ W, 10-7
 11/23 ___ at North Texas (TWC) _____ W, 21-13
 11/30 ___ Louisiana Tech (CSS) _____ W, 34-10

2014 (4-8)

8/29 ___ at Houston (ESPN3) _____ W, 27-7
 9/4 ___ Arizona (FS1) _____ L, 23-26
 9/13 ___ at Oklahoma State (FSN) _____ L, 13-43
 9/27 ___ at Florida Atlantic (KMYS) _____ L, 37-41
 10/4 ___ New Mexico (ASN) _____ L, 9-21
 10/11 ___ FIU (FCS) _____ W, 16-13
 10/18 ___ at Louisiana Tech (FSN) _____ L, 20-27
 10/25 ___ UTEP (ASN) _____ L, 0-34
 11/8 ___ at Rice (FSN) _____ L, 7-17
 11/13 ___ Southern Miss (CBSSN) _____ W, 12-10
 11/22 ___ at Western Kentucky (FSN) _____ L, 7-45
 11/29 ___ North Texas (FSN) _____ W, 34-27

2015 (3-9)

9/3 ___ at #22 Arizona (Pac-12) _____ L, 32-42
 9/12 ___ Kansas State (FS1) _____ L, 3-30
 9/19 ___ at #25 Oklahoma State (FS1) _____ L, 14-69
 9/26 ___ Colorado State (CBSSN) _____ L, 31-33
 10/3 ___ at UTEP (KMYS) _____ W, 25-6
 10/10 ___ Louisiana Tech (ASN) _____ L, 31-34
 10/17 ___ at Southern Miss (ASN) _____ L, 10-32
 10/31 ___ at North Texas (ASN) _____ L, 23-30
 11/7 ___ Old Dominion (ASN) _____ L, 31-36
 11/14 ___ at Charlotte (FCS) _____ W, 30-27 (OT)
 11/21 ___ Rice (ASN) _____ W, 34-24
 11/28 ___ Middle Tennessee (FCS) _____ L, 7-42

2016 (6-7)

9/3 ___ Alabama State (KMYS) _____ W, 26-13
 9/10 ___ at Colorado State (CI) _____ L, 14-23
 9/16 ___ Arizona State (ESPN2) _____ L, 28-32
 9/24 ___ at Old Dominion (KMYS) _____ L, 19-33
 10/8 ___ Southern Miss (ASN) _____ W, 55-32
 10/15 ___ at Rice (belN) _____ W, 14-13
 10/22 ___ UTEP (KMYS) _____ L, 49-52 (5OT)
 10/29 ___ North Texas (KMYS) _____ W, 31-17
 11/5 ___ Middle Tennessee (ESPN3) _____ W, 45-25
 11/12 ___ at Louisiana Tech (KMYS) _____ L, 35-63
 11/19 ___ at #22 Texas A&M (ESPN3) _____ L, 10-23
 11/26 ___ Charlotte (CI) _____ W, 33-14
 12/17 ___ at New Mexico (ESPN) _____ L, 20-23

2017 (6-5)

9/9 ___ at Baylor (FSN) _____ W, 17-10
 9/16 ___ Southern (KCWX) _____ W, 51-17
 9/23 ___ at Texas State (KMYS/KEYE/E3) _____ W, 44-14
 10/7 ___ Southern Miss (KMYS/STAD FB) _____ L, 29-31
 10/14 ___ at North Texas (KCWX/ESPN3) _____ L, 26-29
 10/21 ___ Rice (KMYS/STAD FB) _____ W, 20-7
 10/28 ___ at UTEP (KMYS) _____ W, 31-14
 11/4 ___ at FIU (STAD) _____ L, 7-14
 11/11 ___ UAB (KCWX) _____ L, 19-24
 11/18 ___ Marshall (KMYS/STAD FB) _____ W, 9-7
 11/25 ___ at Louisiana Tech (ESPN3) _____ L, 6-20

2018 (3-9)

9/1 ___ at Arizona State (FS1) _____ L, 7-49
 9/8 ___ Baylor (CBSSN FB) _____ L, 20-37
 9/15 ___ at Kansas State (FSN) _____ L, 17-41
 9/22 ___ Texas State (ESPN+) _____ W, 25-21
 9/29 ___ UTEP (ESPN+) _____ W, 30-21
 10/6 ___ at Rice (ESPN3) _____ W, 20-3
 10/13 ___ Louisiana Tech (ESPN+) _____ L, 3-31
 10/20 ___ at Southern Miss (ESPN+) _____ L, 17-27
 11/3 ___ at UAB (belN) _____ L, 3-52
 11/10 ___ FIU (ESPN+) _____ L, 7-45
 11/17 ___ at Marshall (STAD FB) _____ L, 0-23
 11/24 ___ North Texas (ESPN+) _____ L, 21-24

2019 (4-8)

8/31 ___ UIW (ESPN3) _____ W, 35-7
 9/7 ___ at Baylor (FSN) _____ L, 14-63
 9/14 ___ Army West Point (NFLN) _____ L, 13-31
 9/21 ___ at North Texas (STAD FB) _____ L, 3-45
 10/5 ___ at UTEP (ESPN+) _____ W, 26-16
 10/12 ___ UAB (ESPN+) _____ L, 14-33
 10/19 ___ Rice (ESPN3) _____ W, 31-27
 11/2 ___ at Texas A&M (SECN) _____ L, 14-45
 11/9 ___ at Old Dominion (ESPN3) _____ W, 24-23
 11/16 ___ Southern Miss (ESPN+) _____ L, 17-36
 11/23 ___ Florida Atlantic (ESPN+) _____ L, 26-40
 11/30 ___ at Louisiana Tech (ESPN+) _____ L, 27-41

Key: (ASN) American Sports Network; (CBSSN) CBS Sports Network; (CBSSN FB) CBS Sports Network on Facebook; (CI) Campus Insiders; (CSS) Comcast Sports Southeast; (ESPNR) ESPN Regional; (E3) ESPN3; (FCS) FOX College Sports; (FS1) FOX Sports 1; (FSN) FOX Sports Networks; (KCWX) KCWX-TV San Antonio; (KEYE) KEYE-TV CBS Austin; (KMYS) KMYS-CW 35 San Antonio; (LN) Longhorn Network; (MUT) My Utah TV; (NFLN) NFL Network; (Pac-12) Pac-12 Networks; (SECN) SEC Network; (STAD) Stadium; (STAD FB) Stadium on Facebook; (TWC) Time Warner Cable SportsChannel; (WOAI) WOAI-NBC 4 San Antonio

RECORDS BY UNIFORM COMBINATION

Blue Helmet (32-41)	Record
Blue Jersey/Blue Pant	9-5
Blue Jersey/Orange Pant	1-0
Blue Jersey/White Pant	7-7
Orange Jersey/Blue Pant	2-3
Orange Jersey/Orange Pant	2-3
Orange Jersey/White Pant	1-0
White Jersey/Blue Pant	3-8
White Jersey/Orange Pant	2-4
White Jersey/White Pant	5-11
White Helmet (12-20)	Record
Blue Jersey/Blue Pant	1-1
Blue Jersey/White Pant	3-4
Orange Jersey/Orange Pant	1-1
Orange Jersey/White Pant	1-3
White Jersey/Blue Pant	1-2
White Jersey/Orange Pant	0-3
White Jersey/White Pant	5-5
Lead Jersey/White Pant	0-1
Black Helmet (1-0)	Record
Black Jersey/Black Pant	1-0

OVERTIME GAMES (2-2)

10/8/11 ___ South Alabama _____ L, 27-30 (2OT)
 10/29/11 ___ Georgia State _____ W, 17-14 (OT)
 11/14/15 ___ at Charlotte _____ W, 30-27 (OT)
 10/22/16 ___ UTEP _____ L, 49-52 (5OT)

SEASON OPENERS (7-2)

9/3/11 ___ Northeastern State _____ W, 31-3
 8/30/12 ___ at South Alabama _____ W, 33-31
 8/31/13 ___ at New Mexico _____ W, 21-13
 8/29/14 ___ at Houston _____ W, 27-7
 9/3/15 ___ at #22 Arizona _____ L, 32-42
 9/3/16 ___ Alabama State _____ W, 26-13
 9/9/17 ___ at Baylor _____ W, 17-10
 9/1/18 ___ at Arizona State _____ L, 9-47
 8/31/19 ___ UIW _____ W, 35-7

HOME OPENERS (5-4)

9/3/11 ___ Northeastern State _____ W, 31-3
 9/8/12 ___ Texas A&M-Commerce _____ W, 27-16
 9/7/13 ___ #13 Oklahoma State _____ L, 35-56
 9/4/14 ___ Arizona _____ L, 23-26
 9/12/15 ___ Kansas State _____ L, 3-30
 9/3/16 ___ Alabama State _____ W, 26-13
 9/16/17 ___ Southern _____ W, 51-17
 9/8/18 ___ Baylor _____ L, 20-37
 8/31/19 ___ UIW _____ W, 35-7

ROAD OPENERS (4-5)

9/17/11 ___ at Southern Utah _____ L, 22-45
 8/30/12 ___ at South Alabama _____ W, 33-31
 8/31/13 ___ at New Mexico _____ W, 21-13
 8/29/14 ___ at Houston _____ W, 27-7
 9/3/15 ___ at #22 Arizona _____ L, 32-42
 9/10/16 ___ at Colorado State _____ L, 14-23
 9/9/17 ___ at Baylor _____ W, 17-10
 9/1/18 ___ at Arizona State _____ L, 9-47
 9/7/19 ___ at Baylor _____ L, 14-63

CONFERENCE OPENERS (4-4)

9/29/12 ___ at New Mexico State _____ W, 35-14
 9/21/13 ___ at UTEP _____ W, 32-13
 9/27/14 ___ at Florida Atlantic _____ L, 37-41
 10/3/15 ___ at UTEP _____ W, 25-6
 9/24/16 ___ at Old Dominion _____ L, 19-33
 10/7/17 ___ Southern Miss _____ L, 29-31
 9/29/18 ___ UTEP _____ W, 30-21
 9/21/19 ___ at North Texas _____ L, 3-45

HOMECOMING GAMES (5-4)

9/24/11 ___ Bacone _____ W, 54-7
 10/20/12 ___ San Jose State _____ L, 24-52
 10/26/13 ___ UAB _____ W, 52-31
 10/11/14 ___ FIU _____ W, 16-13
 11/7/15 ___ Old Dominion _____ L, 31-36
 10/22/16 ___ UTEP _____ L, 49-52 (5OT)
 10/21/17 ___ Rice _____ W, 20-7
 10/13/18 ___ Louisiana Tech _____ L, 3-31
 10/19/19 ___ Rice _____ W, 31-27

BOWL GAMES (0-1)

12/17/16 ___ at New Mexico _____ L, 20-23

« ALAMODOME ATTENDANCE »



UTSA established an NCAA startup program record with 56,743 fans in the Alamodome for the Roadrunners' inaugural game against Northeastern State on Sept. 3, 2011.

AVERAGE HOME ATTENDANCE

Avg.	Total	Year
35,521*	213,126	2011
29,226	175,355	2012
29,214	175,282	2013
27,576	165,458	2014
24,710	148,257	2018
23,038	138,226	2016
23,008	138,048	2015
22,821 [^]	114,104	2017
24,710	148,257	2018
19,904	119,424	2019

* NCAA startup program record

[^] only played five home games (game vs. Houston canceled due to Hurricane Harvey)

TOP 10 HOME CROWDS

56,743*	Northeastern State	9/3/11
42,071	Baylor	9/8/18
40,977	#13 Oklahoma State	9/7/13
39,032	Texas State	11/24/12
33,517	Bacone	9/24/11
33,472	Arizona	9/4/14
32,886	South Alabama	10/8/11
32,487	Houston	9/28/13
32,369	Minot State	11/19/11
31,956	UTEP	10/25/14

* NCAA startup program record



UTSA students raise a large 'Come And Take It' flag at the start of each fourth quarter.

« PROGRAM FIRSTS »

FROM INAUGURAL GAME VS. NORTHEASTERN STATE (SEPT. 3, 2011 • ALAMODOME • SAN ANTONIO, TEXAS)

UTSA team captains — Senior S Mark Waters, sophomores LB Steven Kurfehs and QB Eric Soza, freshman WR Kam Jones

Kickoff — Northeastern State's Dylan Beers for 62 yards

Kickoff return — UTSA's Kam Jones for 37 yards to UTSA's 45-yard line

Play from scrimmage — UTSA's Brandon Armstrong rush for 4-yard loss

First down & play of 10-or-more yards — UTSA's Eric Soza rush for 19 yards (opening possession)

Pass completion, pass play for 10-or-more yards & passing first down

— Eric Soza to CheRod Simpson for 13 yards on team's opening possession

Touchdown — Eric Soza rush for 14 yards at 11:35 mark of first quarter

Point after touchdown (PAT) — UTSA's Sean Ianno

First drive — 7 plays, 55 yards, 3:25 time of possession, which resulted in a touchdown

Sack — UTSA's Ferrington Macon for 6-yard loss on Northeastern State's second possession

Three-and-out — UTSA's first defensive possession

Penalty — Defensive offsides by Northeastern State on UTSA's second possession

Passing TD — Eric Soza to Jake Wanamaker for six yards at 6:34 mark of first quarter

Penalty against UTSA — Josh Ward kick out-of-bounds following Roadrunners' second touchdown

Timeout called by UTSA — 3:59 mark in first quarter

Punt by UTSA — Josh Ward for 37 yards on UTSA's fourth possession (returned for seven yards by Nate Robinson)

Field-goal attempt — Sean Ianno for 21 yards, which was good with no time remaining in first half on UTSA's sixth possession

Points allowed by UTSA — Dylan Beers 22-yard field goal at 10:41 mark of third quarter

Punt return — Brandon Armstrong for 12 yards after a 32-yard punt by Cody Lenz at 6:38 mark of third quarter

Play of more than 50 yards — Eric Soza pass to David Morgan II for 63 yards at 5:56 mark of third quarter

Turnover — Mauricio Sanchez forced fumble on first play of fourth quarter, recovered by Crosby Adams

Fumble recovery — Mauricio Sanchez forced fumble on first play of fourth quarter, recovered by Crosby Adams

Win — 31-3 vs. Northeastern State (9/3/11) at Alamodome



Eric Soza scored the first touchdown in program history in the first quarter of UTSA's 31-3 victory against Northeastern State on Sept. 3, 2011.

FROM INAUGURAL SEASON (2011)

First loss and home loss — 24-21 vs. McMurry (9/10/11) at Alamodome

Televised game — vs. McMurry (9/10/11) on Longhorn Network

TD allowed by UTSA — Jake Mullin 1-yard run at 13:14 mark of second quarter vs. McMurry (9/10/11)

Blocked FG — Franky Anaya with 2:02 left in second quarter vs. McMurry (9/10/11)

Interception — Darrien Starling with 3:36 left in third quarter vs. McMurry (9/10/11)

Road game, night game and road loss — 45-22 at Southern Utah (9/17/11) in Cedar City, Utah

Defensive TD — Steven Kurfehs 45-yard interception return with 10:26 left in second quarter vs. Bacone (9/24/11)

Blocked punt — Joseph Lizcano with 4:25 left in second quarter vs. Bacone (9/24/11)

Homecoming game and homecoming win — 54-7 vs. Bacone (9/24/11)

Safety allowed — Team safety at 2:14 mark of first quarter vs. Sam Houston State (10/1/11)

Blocked PAT — Marlon Smith with 1:53 left in the second quarter vs. Sam Houston State (10/1/11)

Overtime game and overtime loss — 30-27 vs. South Alabama (10/8/11) at Alamodome

Fake punt — John Roper 2-yard rush for first down in first quarter vs. South Alabama (10/8/11) at Alamodome

Overtime win — 17-14 vs. Georgia State (10/29/11) at Alamodome

OTHER FIRSTS

Road and FBS win — 33-31 at South Alabama (8/30/12) in Mobile, Ala.

Road game and road win in domed stadium — 38-14 vs. Georgia State (9/15/12) at Georgia Dome in Atlanta, Ga.

Conference and conference road win — 35-14 at New Mexico State (9/29/12) in Las Cruces, N.M.

Game against ranked opponent — 51-27 loss at No. 22 Louisiana Tech (11/3/12) in Ruston, La.

Win against bowl-qualifying team — 10-7 vs. Tulane (11/9/13) at Alamodome

Safety — Team safety at 4:43 mark of second quarter vs. Arizona (9/4/14) at Alamodome

Fake field goal — Yannis Routsas 30-yard pass to Jarrod McLin vs. UTEP (10/22/16) at Alamodome

Bowl game — Gildan New Mexico Bowl (12/17/16) in Albuquerque, N.M.

Win against team from Power 5 conference — 17-10 at Baylor (9/9/17) in Waco, Texas

« **ROADRUNNERS IN THE NFL** »



Marcus Davenport became UTSA's first-ever NFL first-round pick when he was selected 14th overall by the New Orleans Saints on April 26, 2018 at the NFL Draft at AT&T Stadium.



David Morgan II became UTSA's first-ever NFL Draft pick in 2016 when the Minnesota Vikings selected the tight end with the 13th pick in the sixth round (No. 188 overall).

- Eric Banks — Los Angeles Rams (free agent)
- Marcus Davenport — New Orleans Saints (1st round / 14th overall)
- Devron Davis — Baltimore Ravens (rookie mini-camp invite)
- Josh Dunlop — Los Angeles Chargers (free agent)
- Michael Egwuagu — Chicago Bears (rookie mini-camp invite)
- Andrew King — Buffalo Bills (rookie mini-camp invite)
- Ashaad Mabry — New Orleans Saints, Carolina Panthers (free agent)
- Jeremiah Moeller — Chicago Bears (rookie mini-camp invite)
- Jordan Moore — Atlanta Falcons, Denver Broncos (free agent)
- David Morgan II — Minnesota Vikings (6th round / 188th overall)
- Jason Neill — Cleveland Browns, Dallas Cowboys (free agent)
- Bennett Okotcha — Tennessee Titans (free agent)
- Austin Pratt — Tampa Bay Buccaneers (rookie mini-camp invite)
- Brian Price — Green Bay Packers, Dallas Cowboys, Cleveland Browns (free agent)
- Yannis Routsas — Washington Redskins (rookie mini-camp invite)
- Kevin Strong Jr. — Detroit Lions (free agent)
- Dalton Sturm — Dallas Cowboys (free agent)
- Josiah Taugaefa — New York Giants (free agent)
- Josh Walker — Pittsburgh Steelers (rookie mini-camp invite)
- Triston Wade — Seattle Seahawks (free agent)
- Jarveon Williams — Cincinnati Bengals (free agent)
- *Teddy Williams — Chicago Bears, Arizona Cardinals, Indianapolis Colts, Dallas Cowboys, Jacksonville Jaguars, Carolina Panthers, New York Giants (free agent)

** did not play football at UTSA (track & field)*

« NATIONAL HONOR ROLL »



David Morgan II, TE
2015 Second-Team USA Today All-American
2015 Honorable Mention SI.com All-American




Sincere McCormick, RB
2019 FWAA Freshman All-American



Yannis Routsas, P
2017 Ray Guy Award Semifinalist



Jared Sacket, PK
2017, '18 Lou Groza Award Semifinalist
2017 USA Today Freshman All-American



Josiah Tauaefa, LB
2016 FWAA Freshman All-American
2018 Butkus Award Semifinalist



Triston Wade, S
2014 Jim Thorpe Award Semifinalist

« CONFERENCE HONOR ROLL »

CONFERENCE SUPERLATIVES



Marcus Davenport, DE
2017 Conference USA
Defensive Player of the Year



Sincere McCormick, RB
2019 Conference USA
Freshman of the Year



Josiah Tauaefa, LB
2016 Conference USA
Freshman of the Year

FIRST TEAM ALL-CONFERENCE



Marcus Davenport, DE
2017, Conference USA



Josiah Tauaefa, LB
2016, Conference USA



Triston Wade, S
2012, Western Athletic Conference

SECOND TEAM ALL-CONFERENCE



Franky Anaya, DT
2012 WAC



Matt Bayliss, LS
2017 C-USA



Marcus Davenport, DE
2016 C-USA



Michael Egwuagu, DB
2016 C-USA



Sean Ianno, PK
2014 C-USA



Scott Inskeep, OL
2012 WAC
2013 C-USA



Steven Kurfehs, LB
2012 WAC



Jesse Medrano, DS
2014 C-USA



Grant Merka, DT
2018 C-USA



David Morgan II, TE
2015 Conference USA



Jason Neill, DE
2015 C-USA



Bennett Okotcha, DB
2015 C-USA



Brandon Reeves, LB
2012 WAC



Robert Singletary, DE
2014 C-USA



Kevin Strong Jr., DT
2017 C-USA



Triston Wade, S
2013 C-USA
2014 C-USA

HONORABLE MENTION ALL-CONFERENCE

WAC

Cody Harris, OL (2012)
Kenny Harrison, ST (2012)
Cole Hubble, TE (2012)
Kam Jones, WR (2012)
Evans Okotcha, RB (2012)

C-USA

Eric Banks, DL (2019)
La'Kel Bass, LB (2017)
Matt Bayliss, LS (2016)
Codie Brooks, DL (2013)

Spencer Burford, OL (2019)
Jarrod Carter-McLin, DL (2019)
Marcus Davenport, DE (2015)
Jevonte Domond, OL (2016)
Drew Douglas, LB (2015)
Josh Dunlop, OL (2019)
Michael Egwuagu, S (2015)
Nate Gaines, S (2017)
Cody Harris, OL (2013)
Jaylon Haynes, DL (2019)
Cole Hubble, TE (2013)
Scott Inskeep, OL (2014)

Jens Jeters, LB (2014)
Nic Johnston, DB (2013)
Kam Jones, WR (2013-14)
Steven Kurfehs, LB (2013)
C.J. Levine, DB (2018)
Ashaad Mabry, DL (2013-14)
Sincere McCormick, RB (2019)
Jordan Moore, DB (2016)
David Morgan II, TE (2014)
Bennett Okotcha, DB (2013)
Cody Rogers, DL (2014)
Yannis Routsas, P (2018)

Jared Sackett, PK (2017-18)
Robert Singletary, DL (2013)
Eric Soza, QB (2013)
Kristian Stern, P (2013-14)
Josh Stewart, WR (2016)
Carlos Strickland II, TE (2019)
Kevin Strong Jr., DL (2018)
Josiah Tauaefa, LB (2018)
Kerry Thomas Jr., WR (2015)
Jarveon Williams, RB (2015)

ALL-CONFERENCE USA FRESHMAN TEAM

Codie Brooks, DE (2013)
Spencer Burford, OL (2018)
Jaylon Haynes, DT (2017)

Sincere McCormick, RB (2019)
Josiah Tauaefa, LB (2016)

Rashad Wisdom, DB (2019)
Jared Sackett, PK (2017)

« ACADEMIC HONOR ROLL »

ACADEMIC SUPERLATIVE AWARDS



Brady Jones
*National Football Foundation Hampshire Honor Society
 2017 William V. Campbell Trophy Semifinalist
 2017 Conference USA All-Academic Team*



Daniel Portillo
National Football Foundation Hampshire Honor Society



Nate Leonard
*2014 National Football Foundation Scholar-Athlete
 2014 First-Team Capital One Academic All-American
 2013 Second-Team Capital One Academic All-American
 2012, '13, '14 First-Team Capital One Academic All-District VII
 2013 Conference USA Football Scholar-Athlete of the Year*



Yannis Routsas
*National Football Foundation Hampshire Honor Society
 2018 William V. Campbell Trophy Semifinalist
 2018 Conference USA All-Academic Team*



Andrew Martel
*National Football Foundation Hampshire Honor Society
 2019 William V. Campbell Trophy Semifinalist*



Eric Soza
*2013 National Football Foundation Scholar-Athlete
 2013 First-Team Capital One Academic All-District VII
 2013 Conference USA All-Academic Team*



King Newton
National Football Foundation Hampshire Society



Brett Winnegan
National Football Foundation Hampshire Society

ACADEMIC ALL-CONFERENCE

WAC All-Academic

- | | |
|-------------------------|-------------------------|
| Aaron Grubb (2012) | Jason Neill (2012) |
| Seth Grubb (2012) | Payton Rion (2012) |
| Brandon Guerrero (2012) | Will Ritter (2012) |
| Zach Hester (2012) | Austin Rushing (2012) |
| Patrick Hoog (2012) | Nate Shaw (2012) |
| Nic Johnston (2012) | Eric Soza (2012) |
| Nate Leonard (2012) | Josh Ward (2012) |
| Sean Luchnick (2012) | Terrance Wilburn (2012) |

C-USA All-Academic

- Nate Leonard (2013-14)
 Eric Soza (2013)
 Brady Jones (2017)
 Yannis Routsas (2018)

« ALL-TIME LETTERWINNERS »

Crosby Adams (4) _____ 2011-14	Stanley Dye Jr. (2, 30) _____ 2015, '17	Andrew King (38) _____ 2016	Payton Rion (51) _____ 2011, '13-14
Kevin Adams (2) _____ 2013	Michael Egwuagu (8) _____ 2013-16	Brian King (10) _____ 2012-14	Will Ritter (40) _____ 2011-13
Adefemi Adekeye (29) _____ 2011	Victor Falcon (57) _____ 2016	T.J. King (98) _____ 2016-18	Austin Robinson (3) _____ 2014
Franky Anaya (64) _____ 2011-12	Ronnie Feist (22) _____ 2016	Vontrell King-Williams (97) _____ 2015-16	Cody Rogers (43) _____ 2011-14
Darius Anderson (54) _____ 2011	Zakhari Franklin (18) _____ 2019	Steven Kurfehs (44) _____ 2011-13	John Roper (91) _____ 2011
David Anzaldua (73) _____ 2016-18	Brandon Freeman (84) _____ 2011-13	Cade Laufer (46) _____ 2015	Devin Rothrock (47) _____ 2017
Brandon Armstrong (5) _____ 2011-14	Robert Fuentes (97) _____ 2018	Nate Leonard (55) _____ 2011-14	Yannis Routsas (39) _____ 2015-18
Carl Austin III (10, 25) _____ 2015-17, '19	Nate Gaines (11) _____ 2014-17	Miles Lerch (89) _____ 2014	Austin Rushing (89) _____ 2012
N'Keal Bailey (24) _____ 2015-16	Jalyn Galmore (70) _____ 2018	C.J. Levine (14) _____ 2015-18	Jared Sackett (42) _____ 2017-18
Baylen Baker (99) _____ 2016-19	Kevin Garcia (53) _____ 2015	Joseph Lizcano (31) _____ 2011-13	Jahmal Sam (13) _____ 2019
Trevor Baker (26) _____ 2014-15	Layton Garnett (55) _____ 2019	Sean Luchnick (89, 34) _____ 2011-12	Mike Sanchez (56) _____ 2011
James Bakke (77) _____ 2011	D.J. Gillins (15) _____ 2018	Ashaad Mabry (97) _____ 2011-14	Mauricio Sanchez (20, 25) _____ 2011-12, '14-15
Eric Banks (90) _____ 2016-19	David Glasco II (11) _____ 2011-14	Marcellus Mack (9) _____ 2011-14	Isaiah Santos (18) _____ 2015
La'Kel Bass (42, 31) _____ 2016-17	Darryl Godfrey (23) _____ 2015-18	Ferrington Macon (58) _____ 2011-14	Treyvion Shannon (65) _____ 2018-19
Matt Bayliss (49) _____ 2015-17	Cassius Grady (28) _____ 2018-19	Tyler Mahnke (38) _____ 2018-19	Gavin Sharp (87) _____ 2018-19
Cody Berry (3) _____ 2012-13	Jacob Graner (79) _____ 2018	Ahofitu Maka (67) _____ 2019	Nate Shaw (27) _____ 2011-14
Stefan Beard (65) _____ 2016-17	Jordan Gray (70) _____ 2013-15	Andrew Martel (12) _____ 2016-19	CheRod Simpson (41) _____ 2011-13
Trumane Bell II (49) _____ 2019	Dywan Griffin (5) _____ 2019	Les Maruo (44) _____ 2017-18	Robert Singletary (50) _____ 2013-14
Ronnie Benavidez (46) _____ 2018	Aaron Grubb (88) _____ 2012-15	Brandon Matterson (50) _____ 2018-19	Marlon Smith (45) _____ 2011
Myles Benning (37) _____ 2019	Seth Grubb (86) _____ 2011-14	Corey Mayfield Jr. (26) _____ 2018-19	Eric Soza (8) _____ 2011-13
Kenny Bias (81) _____ 2012-15	Cordale Grundy (14) _____ 2018	Carter McCarthy (85) _____ 2018	Darrien Starling (24) _____ 2011-14
Blake Bogenschutz (4) _____ 2015	Brandon Guerrero (54) _____ 2012-13	Sincere McCormick (23) _____ 2019	Larry Stephens (84) _____ 2015-18
Joshua Booker-Brown (41) _____ 2017	DeMarco Guidry (41) _____ 2018	LaDarian McFarland (42) _____ 2019	Kristian Stern (95, 38) _____ 2012-14
Deven Boston (24) _____ 2019	Matt Guidry (89) _____ 2016-18	Teddrick McGhee (27) _____ 2016, '18-19	Trevor Stevens (87) _____ 2013-16
Brenden Brady (22) _____ 2018-19	Gage Hadlock (48) _____ 2015	Kyle McKinney (67) _____ 2015	Halen Steward (34) _____ 2015, '17-19
Codie Brooks (94) _____ 2013-14	Jeremy Hall (2) _____ 2011	Chance McLeaf (83) _____ 2017	Josh Stewart (80) _____ 2016-17
Tevin Broussard (23) _____ 2013-14	Peyton Hall (18) _____ 2016-18	Marquez McNair (4) _____ 2016-18	Carlos Strickland II (85) _____ 2019
Andre Brown (20) _____ 2013-14	Trevor Harmanson (46) _____ 2019	Jesse Medrano (59, 95) _____ 2011-14	Kevin Strong Jr. (54) _____ 2015-18
Brady Brown (75) _____ 2011	Cody Harris (68) _____ 2011-14	Grant Merka (52) _____ 2018-19	Dalton Sturm (2, 14) _____ 2015-17
Spencer Burford (74) _____ 2018-19	Jarron Harris (90) _____ 2012-13	Dalton Miller (56) _____ 2012, '14-15	Josiah Tauaefa (55) _____ 2016-18
Richard Burge (61) _____ 2011-14	SaVion Harris (6) _____ 2019	Jeremiah Moeller (85) _____ 2011-13	Aron Taylor (17) _____ 2014-15
JaColbie Butler (22, 26) _____ 2015-16	Kenny Harrison (18) _____ 2011-14	Josiah Monroe (15) _____ 2011-14	Dadrian Taylor (32) _____ 2018-19
Miguelino Byrd (33) _____ 2011-12	Jaylon Haynes (95) _____ 2017-19	Jordan Moore (29) _____ 2016	JaBrCyce Taylor (83) _____ 2015-16
Greg Campbell Jr. (10) _____ 2017-18	Lekenwic Haynes (37) _____ 2011-12	Blaze Moorhead (19) _____ 2017-19	Blake Terry (52) _____ 2011-13
Caleb Cantrell (53) _____ 2019	Terrell Haynes (58) _____ 2019	David Morgan II (82) _____ 2011, '13-15	Kerry Thomas Jr. (14, 7) _____ 2014-17
Tucker Carter (6) _____ 2014	Aneas Henricks (6) _____ 2015	Javontavius Mosley (28) _____ 2017	Jonathan Tuolosega (75) _____ 2015-16
Jarrold Carter-McLin (91) _____ 2016-19	DeQuarius Henry (45) _____ 2018-19	Romario Napoles (47) _____ 2015-16	Franklin Uesi (96) _____ 2016-17
Gabriel Casillas (72) _____ 2016	Zach Hester (66) _____ 2012-13, '15	Lowell Narcisse (10) _____ 2019	Vance Vallair (17) _____ 2018-19
William Cavanaugh (63) _____ 2013-15	Anthony Hickey (32) _____ 2016-17	Jason Neill (96) _____ 2011-12, '14-15	Triston Wade (14, 7) _____ 2011-14
Dannon Cavil (82) _____ 2017	Clarence Hicks (59) _____ 2019	Kevin Nelson (76) _____ 2019	John Walker III (23) _____ 2011
Joshua Cephus (80) _____ 2019	Cole Hicks (80) _____ 2011-12	King Newton (92) _____ 2016-19	Josh Walker (76) _____ 2012-14
Justin Chavez (30) _____ 2014-15	Steve Holman (51) _____ 2016	Orryn Nicholson (31) _____ 2018	Jake Wanemaker (10) _____ 2011
De'Corian Clark (83) _____ 2019	Earon Holmes (12) _____ 2011-14	T.J. Nielsen (80) _____ 2011	Josh Ward (47) _____ 2011-12
Tyrell Clay (31, 22) _____ 2015-17	Patrick Hoog (78) _____ 2012	Kelechi Nwachuku (1) _____ 2019	Mark Waters (25) _____ 2011
Matthew Cluck (43) _____ 2019	Cole Hubble (83) _____ 2011-14	Josh Oatis (78) _____ 2018-19	Leroy Watson (89) _____ 2019
Cody Cole (71) _____ 2013	Sean Ianno (92) _____ 2011, '13-14	Tykee Ogle-Kellogg (11) _____ 2018	Duke Wheeler (37, 4) _____ 2014-15
Triston Crossland (23) _____ 2015	Scott Inskeep (79) _____ 2011-14	Bennett Okotcha (21) _____ 2013-15	Mike Wilburn (83) _____ 2011
Marcos Curry (9) _____ 2014-17	Avery Jackson (35) _____ 2017-18	Evans Okotcha (36) _____ 2011-13	Terrance Wilburn (28) _____ 2012
Chase Dahlquist (33) _____ 2013-16	Lawrence Jackson (40) _____ 2018	Bosah Osakwe (75) _____ 2018	Cory Williams (93) _____ 2011
B.J. Daniels (33) _____ 2017-19	Jens Jeters (42) _____ 2013-14	Zach Pare (77) _____ 2017	Jarveon Williams (20, 2) _____ 2013-16
Lorenzo Dantzer (98) _____ 2018-19	Brenndan Johnson (21) _____ 2017-18	Antonio Parks (4) _____ 2019	Shaq Williams (81) _____ 2016-17
Reed Darragh (74) _____ 2014-17	Chris Johnson (21) _____ 2011	Dominic Pastucci (66) _____ 2017-19	Tevin Williams (6) _____ 2011
Marcus Davenport (93) _____ 2014-17	Clayton Johnson (29) _____ 2017-19	Donovan Perkins (43) _____ 2018	Brett Winnegan (20) _____ 2015-17, '19
Devron Davis (1) _____ 2016-17	Drew Johnson (45, 57) _____ 2013	Jim Philistin (98) _____ 2017-18	Rashad Wisdom (39) _____ 2019
Kevin Davis (61) _____ 2018-19	Jared Johnson (15) _____ 2016	Drew Phillips (74) _____ 2011	Solomon Wise (94) _____ 2016, '19
Blake Dean (40) _____ 2014-16	Kirk Johnson Jr. (16) _____ 2018-19	Juan Perez-Isidoro (60) _____ 2014-16	Clayton Woods (50) _____ 2015
Lucas Dean (35) _____ 2019	Nic Johnston (22) _____ 2011-13	Daniel Portillo (13) _____ 2015-17	Tariq Woolen (3) _____ 2018-19
Derrick Dick (16) _____ 2015	Brady Jones (85, 86) _____ 2015-17	Austin Pratt (68) _____ 2015-17	Charles Wort (21) _____ 2012
Jevonte Domond (78) _____ 2016	Kam Jones (1) _____ 2011-14	Jarrett Preston (47) _____ 2019	Jordan Wright (53) _____ 2017-18
Drew Douglas (32) _____ 2013-15	Sheldon Jones (2) _____ 2018-19	Brian Price (91) _____ 2013-15	
Josh Dunlop (64) _____ 2017-19	Austin Jupe (41, 2) _____ 2016-17	Brandon Reeves (53) _____ 2011-12	
Hunter Duplessiss (48) _____ 2018-19	Ben Kane (43) _____ 2015-16	Jaylen Rhodes (28, 5) _____ 2015-18	

jersey numbers in parentheses

« ALL-TIME ASSISTANT COACHES »

Tony Ball (2019)
Al Borges (2018)
Kevin Brown (2011-15)
Ricky Brumfield (2016-17)
Travis Bush (2010-11)
Charlie Camp (2018)
Bo Davis (2017)
Perry Eliano (2011-15)
Darrell Funk (2018-19)
Pete Golding (2016-17)
Polo Gutierrez (2009-15)
Eric Henderson (2016)
Gary Hyman (2018-19)
Tony Jeffery (2010-13, '15)
Rishaw Johnson (2019)
Nathaniel Jones (2011-12)
Jeff Kastl (2016-19)

Mike Markuson (2015)
Jim Marshall (2010-14)
Marquis Mosely (2014)
Mike Menefee (2009-10)
Neal Neathery (2010-15)
Jeff Popovich (2013-15)
Ryan Pugh (2016-17)
Charlie Reeve (2012-15)
Eric Roark (2009-15)
Jason Rollins (2016-19)
David Ross (2009-10)
Everette Sands (2016-18)
Frank Scelfo (2016-17)
Will Thomas (2019)
Patrick Toney (2016-17)
David Turner (2018)
Giovanni Vizza (2018-19)

Deron Wilson (2018-19)
Rod Wright (2019)

Quality Control

Eddie Benavidez (2013-15)
Sean Davis (2019)
Bennett Dettlinger (2016)
Darren Drago (2019)
Rishaw Johnson (2018)
Michael Spurlock (2017)
Will Thomas (2018)
Giovanni Vizza (2016-17)

Graduate Assistants

Jeff Bowen (2011-13)
Terrell Dallas (2018)
Rishaw Johnson (2016-17)

Matthew Kraft (2012-13)
Jeremiah Moeller (2014-15)
Benny Morrison (2012-14)
Manny Ramirez (2019)
Hunter Rittimann (2018-19)
John Roper (2015)
Anthony Scelfo (2016-17)
Aaron Selby (2011)
Nate Shaw (2015)
Ryan Smith (2014)
Will Thomas (2016-17)
Giovanni Vizza (2014-15)
Damon Williams (2018-19)
Deron Wilson (2016-17)

« ALL-TIME NUMERICAL ROSTER »

1

Devron Davis	2016-17
Manny Harris	2015
Kam Jones	2011-14
Kelechi Nwachuku	2018-19

2

Kevin Adams	2013
Zach Conque	2012-13
Jeremy Hall	2011
Sheldon Jones	2018-19
Austin Jupe	2017
Taylor Kelley	2012
Dalton Sturm	2014
Jarveon Williams	2014-16

3

Cody Berry	2012-13
Stanley Dye Jr.	2014-16
Austin Robinson	2013-14
Alondre Thorn	2011
Tariq Woolen	2017-19

4

Crosby Adams III	2011-14
Blake Bogenschutz	2014-15
Treston Coleman	2012-13
Alin Edouard	2018
Marquez McNair	2016-18
Antonio Parks	2019
Duke Wheeler	2015

5

Brandon Armstrong	2011-14
Dywan Griffin	2019
Jalen Rhodes	2017-18
Corbin White	2015-16

6

Tucker Carter	2012-14
Frank Harris	2017
SaVion Harris	2019
Jaylon Henderson	2015-16
Aneas Henricks	2013-16
Tevin Williams	2011

7

Frank Harris	2018-19
Kerry Thomas Jr.	2015-17
Ryan Polite	2012
Triston Wade	2013-14

8

Samuel Barnes	2017
Liam Beard	2017
Michael Egwuagu	2013-16
Brady Lambert	2014
Eric Soza	2011-13

9

Dannon Cavil	2015
Marcos Curry	2015-17
Marcellus Mack	2011-14
Jordan Weeks	2018-19

10

Carl Austin III	2015
Greg Campbell Jr.	2014-18
Raleigh Davis	2013
Dexter Myers	2019
Lowell Narcisse	2019
Jake Wanamaker	2011

11

Liam Beard	2018
Nate Gaines	2014-17
David Glasco II	2011-14
Matt Guidry	2015
Brady Jones	2013
Tykee Ogle-Kellogg	2018-19

12

Ron Cuffee Jr.	2015
Alin Edouard	2017
Manny Harris	2016
Earon Holmes	2011-14
Austin Jupe	2014
Andrew Martel	2015-19
Patrick Oyinatumba	2012
Suddin Sapien	2019
Josh Stewart	2015

13

Brandon Garza	2016-19
Andrew King	2014
Daniel Portillo	2013-17
Tre Rosser	2012
Jahmal Sam	2019
Brian Vaughn	2012-15

14

N'Keal Bailey	2013-14
Cordale Grundy	2018-19
C.J. Levine	2015-18
Travis Menn	2012-13
Dalton Sturm	2015-17
Richard Turner	2014
Triston Wade	2011-12

15

Isiah Cowan	2016
DJ. Gillins	2018
De'Marco Guidry	2017
Jared Johnson	2016
Josiah Monroe	2011-14
Zach Velasquez	2015

16

Tyrell Clay	2014
Raleigh Davis	2012
Derrick Dick	2015
Dondre Dobbins	2013
Kirk Johnson Jr.	2016-19
Clay Roberts	2016
John Simmons	2012-13
Mitch Vickery	2015

17

Erik Brown	2011-12
Aron Taylor	2013-16
Joseph Richardson	2019
Bryce Rivers	2018
Vance Vallair	2017-19

18

Zakhari Franklin	2019
Kenny Harrison	2011-14
Isaiah Santos	2015-16
Peyton Hall	2015-18

19

Isaiah Clay	2014-15
Sean Hesler	2012-14
Miles Lerch	2012
Blaze Moorhead	2015-19
Bennett Okotcha	2012
Darrick Watkins	2013

20

Andre Brown	2013-14
Wesley Greene	2013
Maurice Poullard	2012
Mauricio Sanchez	2011
Larry Stephens	2014
David Uyong	2019
Brett Winnegan	2015-19

21

Brenndan Johnson	2016-18
Chris Johnson	2011
Bennett Okotcha	2013-15
Ken Robinson	2019
Reggie Ross	2017-19
Charles Wort	2012

22

Brendan Bennett	2019
Brenden Brady	2018-19
JaColbie Butler	2015
Tyrell Clay	2017
Ronnie Feist	2016
Nic Johnston	2011-14
Terence Shaw II	2016
Richard Turner	2015

23

Patrick Bias	2019
Tevin Broussard	2013-14
Triston Crossland	2014-15
Blake Dean	2013
Jaylon Dukes	2016-18
Darryl Godfrey	2015-18
Ja'Len James	2012
Sincere McCormick	2019
John Walker III	2011

24

N'Keal Bailey	2015-17
Deven Boston	2018-19
Ryan Shockency	2019
Darrien Starling	2011-14

25

Carl Austin III	2016-19
Mauricio Sanchez	2012-15
Mark Waters	2011

26

Trevor Baker	2013-15
JaColbie Butler	2016
Aaron Grubb	2012
Cole Hicks	2011
Corey Mayfield Jr.	2018-19
Tay'lor Perry	2017

27

Devin Allen	2015
Teddrick McGhee	2016-19
Nate Shaw	2011-14

28

Jacquil Evans	2014
Cassius Grady	2018-19
Javontavius Mosley	2017
Jalen Rhodes	2014-16
Terrance Wilburn	2012-13

29

Adefemi Adekeye	2011
Fred Blow Jr.	2013
Clayton Johnson	2017-19
Jordan Moore	2016
Uche Njoku	2012
Ragan Robichaux	2014
Matthew Watty	2019
Jarveon Williams	2013
Matthew Wylie	2015-16

30

Justin Chavez	2013-16
Jaylon Dukes	2019
Stanley Dye Jr.	2017-18
Chris Hight	2012
Chaez Spurlock	2019
Christian Wood-Dvorak	2012

« ALL-TIME NUMERICAL ROSTER »

31

La'Kel Bass _____ 2017
 Tyrell Clay _____ 2015-16
 Kadari Johnson _____ 2019
 Joshua Jones _____ 2018
 Joseph Lizzano _____ 2011-14
 Orryn Nicholson _____ 2017-18
 Cade Stanley _____ 2019

32

Drew Douglas _____ 2012-15
 Anthony Hickey _____ 2016-17
 Terence Shaw II _____ 2017-19
 Dadrion Taylor _____ 2018-19

33

Miguellino Byrd _____ 2011-12
 Chase Dahlquist _____ 2013-16
 B.J. Daniels _____ 2017-19

34

Keyshawn Johnson _____ 2019
 Sean Luchnick _____ 2012
 Tank O'Neal _____ 2013-14
 Halen Steward _____ 2015-19
 Alfred Wande _____ 2017-18

35

Xaviar Archangel _____ 2012
 Dontae Caine _____ 2012
 Edward Chavez _____ 2015
 Lucas Dean _____ 2019
 Nathan Guyton _____ 2019
 Avery Jackson _____ 2016-18
 Boo McKnight _____ 2016
 Justin Todd _____ 2014
 Ragan Robichaux _____ 2013

36

Samuel Barnes _____ 2018
 Sean Berry _____ 2019
 Isaiah Clay _____ 2016-17
 Evans Okotcha _____ 2011-13
 Kyle Tyson _____ 2015
 Jerod Vick _____ 2014

37

Myles Benning _____ 2019
 Lekenwic Haynes _____ 2011-12
 Austin Jupe _____ 2015
 Carrington Kearney _____ 2016-18
 Rayshun Spearman Jr. _____ 2016
 Duke Wheeler _____ 2014

38

Andrew King _____ 2015-16
 Tyler Mahnke _____ 2017-19
 Kristian Stern _____ 2012-14
 Mitch Vickery _____ 2016-17

39

Jerry Bynum _____ 2012-13
 Sean Evans _____ 2012
 Yannis Routsas _____ 2014-18
 Rashad Wisdom _____ 2019

40

Blake Dean _____ 2014-16
 Nolan Heitmeier _____ 2019
 Lawrence Jackson _____ 2017-19
 Will Ritter _____ 2011-13

41

Andrew Acosta _____ 2017-19
 Austin Blake-Smith _____ 2016
 Joshua Booker-Brown _____ 2017
 De'Marco Guidry _____ 2018-19
 Cedric Haley _____ 2014
 Austin Jupe _____ 2016
 CheRod Simpson _____ 2011-13

42

La'Kel Bass _____ 2015-16
 Dorien Hawkins _____ 2018
 Jens Jeters _____ 2013-14
 Sal Martinez _____ 2012
 LaDarian McFarland _____ 2019
 Jared Sackett _____ 2017-18

43

Matthew Cluck _____ 2019
 Ben Kane _____ 2015-16
 Donovan Perkins _____ 2017-19
 Cody Rogers _____ 2011-14

44

Treston Coleman _____ 2014
 Devin Crayton _____ 2015
 Steven Kurfehs _____ 2011-13
 Les Maruo _____ 2016-18
 Dominic Sheppard _____ 2019
 Richard Turner _____ 2016

45

Justyn Eddins _____ 2013-15
 DeQuarius Henry _____ 2016-19
 Drew Johnson _____ 2012
 Nigel Naulls _____ 2014
 Marlon Smith _____ 2011

46

Devin Allen _____ 2016
 Ronnie Benavidez _____ 2016-18
 Parker Cundiff _____ 2012
 Seth Damrow _____ 2016-17
 Trevor Harmanson _____ 2019
 Cade Laufer _____ 2012-15

47

Steven Dadzie _____ 2019
 Romario Napoles _____ 2015-16
 Jarrett Preston _____ 2018-19
 Devin Rothrock _____ 2017
 Josh Ward _____ 2011-14

48

Hunter Duplessis _____ 2016-19
 Jack Giblin _____ 2016
 Gage Hadlock _____ 2012-15

49

Matt Bayliss _____ 2013-17
 Trumane Bell II _____ 2018-19
 Dominique Henderson _____ 2012
 Karimu Osman _____ 2012

50

Michael Maldonado _____ 2017
 Brandon Matterson _____ 2018-19
 Robert Singletary _____ 2012-14
 Clayton Woods _____ 2015-16

51

Steven Holman _____ 2015-16
 Nick Locken _____ 2019
 Jeremiah Meyers _____ 2018
 Payton Rion _____ 2011-14

52

Zachary Didomenico _____ 2017-18
 Grant Merka _____ 2018-19
 Blake Terry _____ 2011-14
 Jacobi Watkins _____ 2016
 Kelby Wickline _____ 2015

53

Caleb Cantrell _____ 2018-19
 Marcos Curry _____ 2013-14
 Kevin Garcia _____ 2015-16
 Grant Merka _____ 2017
 Brandon Reeves _____ 2011-12
 Jordan Wright _____ 2017-18

54

Darius Anderson _____ 2011
 Brandon Guerrero _____ 2012-13
 Ashton Merrett _____ 2019
 Kevin Strong Jr. _____ 2014-18

55

Nate Leonard _____ 2011-14
 Layton Garnett _____ 2019
 Josiah Tauaefa _____ 2015-18

56

Zachary Gilson _____ 2018-19
 Dalton Miller _____ 2012-16
 Mike Sanchez _____ 2011
 Jacob Vasquez _____ 2017

57

Victor Falcon _____ 2015-17
 Andy Flores _____ 2012
 Peter Gray _____ 2018-19
 Drew Johnson _____ 2013-14

58

Terrell Haynes _____ 2018-19
 Ferrington Macon _____ 2011-14
 Alex Snow _____ 2015-16
 Davontrae Walker _____ 2017

59

Gabe Duran _____ 2016
 Clarence Hicks _____ 2019
 Morris Joseph Jr. _____ 2017
 Jesse Medrano _____ 2011-12
 T.J. Talashek _____ 2014-15

60

Juan Perez-Isidoro _____ 2013-17
 Manuel Ramirez _____ 2018
 Brandon Rolfe _____ 2019

61

Matthew Alkonis _____ 2017
 Richard Burge _____ 2011-14
 Kevin Davis _____ 2017-19
 Coleman Dennis _____ 2015-16

62

Jamie Bernal _____ 2012
 Shane Block _____ 2015
 Ryan Cavazos _____ 2016
 Matthew Ojeda _____ 2018-19
 Breyun Owens _____ 2013

63

Issac Branson _____ 2019
 William Cavanaugh _____ 2012-15
 Jesse Rivas _____ 2016-17
 Michael Wilson _____ 2018

64

Franky Anaya _____ 2011-12
 Justin Barlow _____ 2015
 Josh Dunlop _____ 2017-19
 Juan Rodriguez _____ 2016

65

Stefan Beard _____ 2016-17
 Michael Roberson _____ 2012-15
 Treyvion Shannon _____ 2018-19

66

Zach Hester _____ 2012-15
 Josh Oatis _____ 2016
 Dominic Pastucci _____ 2017-19

« ALL-TIME NUMERICAL ROSTER »

67	
Ahofitu Maka	2019
Kyle McKinney	2013-17
Aaron Taylor	2018

68	
Ke'Chawn Compton	2018-19
Cody Harris	2011-14
Austin Pratt	2015-17

69	
Emanuel Oluga	2018
Brent Swanson	2012-15

70	
Anastacio Carino	2017
Jalyn Galmore	2018-19
Jordan Gray	2013-15

71	
Rudy Aleman Jr.	2019
Cody Cole	2012-16

72	
Kevin Canizales	2014
Anastacio Carino	2018
Gabriel Casillas	2015-16
Cedric Claiborne	2019
Kris Salinas	2013
Ricky Villarreal	2017

73	
Demetris Allen	2019
David Anzaldua	2014-18
John Paul Davila	2013

74	
Spencer Burford	2018-19
Reed Darragh	2013-17
Drew Phillips	2011

75	
Brady Brown	2011
Anthony Lee Jr.	2013-14
Bosah Osakwe	2017-19
Jonathan Tuiolosega	2015-16

76	
Alec Gonzales	2016-17
Kevin Nelson	2018-19
Josh Walker	2012-14

77	
James Bakke	2011
Christian Clayton	2019
Jay Craft II	2013
Alex Delgado	2012-13
Zach Pare	2016-17

78	
Jevonte Domond	2016
Patrick Hoog	2012
Garrett Love	2015
Josh Oatis	2017-19
Kennedy Ubabuike	2013

79	
Jacob Graner	2016-19
Scott Inskeep	2011-14

80	
Joshua Cephus	2019
Tyrell Clay	2013
Cole Hicks	2012-13
TJ Neilsen	2011
Cameron Oliver	2014
Cal Spangler	2015
Josh Stewart	2016-17
La'thaniel Washington	2018

81	
Kenny Bias	2012-15
Cole Hubble	2011
Cade Stoeber	2018-19
Shaq Williams	2016-17

82	
Dannon Cavil	2016-17
Andrew McGowan	2018-19
David Morgan II	2011-15

83	
De'Corian Clark	2019
Cole Hubble	2012-14
Chance McLeod	2017
JaBryce Taylor	2015-16
Mike Wilburn	2011

84	
Oscar Cardenas	2019
Brandon Freeman	2011-13
Brady Jones	2014
Larry Stephens	2015-18

85	
Michael Goff	2017
Jordan Jones	2016
Carter McCarthy	2018
Jeremiah Moeller	2011-13
Carlos Strickland II	2019
Kerry Thomas Jr.	2014
Shaq Williams	2015

86	
Seth Grubb	2012-14
Brady Jones	2015-17
T.J. King	2018
Emmanuel Odetola	2019

87	
Gavin Sharp	2018-19
Trevor Stevens	2012-16
Robert Ursua	2017

88	
Kareem Adeniyi	2019
Jesse Ebozue	2016
Jordan Gray	2012
Aaron Grubb	2013-15
Dadrian Taylor	2017

89	
Matt Guidry	2016-18
Miles Lerch	2013-15
Sean Luchnick	2011
Austin Rushing	2012
Leroy Watson	2019

90	
Eric Banks	2016-19
Jarron Harris	2012-13
Kennedy Ubabuike	2014

91	
Jarrod Carter-McLin	2016-19
Brian Price	2013-15
John Roper	2011-12

92	
Sean Ianno	2011-14
King Newton	2015-19

93	
Brendon Brinkmann	2012
Marcus Davenport	2014-17
Cory Williams	2011

94	
Codie Brooks	2012-14
John Paul Davila	2015
Solomon Wise	2016-19

95	
Joseph Brooks	2015
Jaylon Haynes	2017-19
Jesse Medrano	2013-14
Jacob Vasquez	2016
Dan Winter	2012

96	
Josh Croslen	2019
Jason Neill	2011-15
Jim Philistin	2018
Franklin Uesi	2016-17

97	
Robert Fuentes	2017-19
Vontrell King-Williams	2015-16
Ashaad Mabry	2011-14

98	
Lorenzo Dantzler	2018-19
Kennan Davis	2013
T.J. King	2015-16
Romario Napoles	2014
Jim Philistin	2017

99	
Baylen Baker	2015-19
John Paul Davila	2014
Skylar Nelson	2013



USA **RUNASONE**  