



Women's Basketball Contact: Zena Rex | zena.rex@utsa.edu | (956) 739-4878

GAME INFORMATION

TV/VIDEO:

Rowdy Zone

RADIO/AUDIO:

goUTSA.com | Stu Paul (play-by-play)

LIVE STATS:

goUTSA.com

SOCIAL MEDIA:

Twitter - @utsawbb

Facebook - /UTSA Women's Basketball

Instagram - @utsaathletics

2016-17 Schedule

October

28 Texas A&M International # W, 75-34

November

5 Trinity # W, 91-67

11 Angelo State L, 77-85

13 at UT Arlington L, 54-75

16 Texas A&M-Kingsville W, 70-44

20 at Oregon L, 63-77

UTSA Thanksgiving Classic - San Antonio, Texas

25 Northern Colorado L, 66-73

27 Tulane L, 66-75

29 Abilene Christian W, 71-68

December

1 Texas State W, 72-47

17 at #16 Texas (LHN) L, 43-76

UTSA Holiday Classic - San Antonio, Texas

19 Houston 6 p.m.

20 Liberty 6 p.m.

January

1 at UTEP * 3 p.m.

5 Southern Miss * 7 p.m.

7 Louisiana Tech * 2 p.m.

12 at Florida Atlantic * 6 p.m.

14 at FIU * 1 p.m.

21 UTEP * 2 p.m.

26 Marshall * 7 p.m.

28 WKU * 2 p.m.

February

2 at Middle Tennessee * (ESPN3) 6:30 p.m.

4 at UAB * 2 p.m.

9 at Southern Miss * 6 p.m.

11 at Louisiana Tech * 1 p.m.

16 Rice * 7 p.m.

18 North Texas * 2 p.m.

23 FIU * 7 p.m.

25 Florida Atlantic * 2 p.m.

March

2 at Charlotte * 6 p.m.

4 at Old Dominion * 12 p.m.

- Denotes exhibition game

* - Denotes Conference USA game

HOUSTON/LIBERTY

GAME 10-11



UTSA ROADRUNNERS (3-6)

Head coach: Lubomyr Lichonczak (Idaho, '76)

Record at UTSA: 43-57 | Career record: 201-215



HOUSTON COUGARS (5-5)

Head coach: Ronald Hughey (Limestone College, '06)

Record at UH: 17-53 | Career record: 17-53



LIBERTY FLAMES (1-6)

Head coach: Carey Green (Coastal Carolina, '79)

Record at Liberty: 405-153 | Career record: 405-153

UTSA PROJECTED STARTERS



6-0 • F • Sr.
#1 Kiejrowska

PPG - 8.6
RPG - 3.8
APG - 0.4
FG% - .388
3FG% - .281
FT% - .889



6-1 • F • Fr.
#15 Toth

PPG - 2.1
RPG - 4.0
APG - 0.3
FG% - .348
3FG% - .000
FT% - .500




6-1 • F • Fr.
#21 Benson

PPG - 6.4
RPG - 6.0
APG - 0.1
FG% - .435
3FG% - .000
FT% - .647



6-0 • G • Jr.
#31 Heineman

PPG - 9.5
RPG - 3.0
APG - 0.8
FG% - .380
3FG% - .386
FT% - .500



5-9 • G • Jr.
#32 Goodwin

PPG - 19.9
RPG - 5.3
APG - 4.9
FG% - .434
3FG% - .310
FT% - .603

SERIES: Houston: 1-19 and Liberty: First meeting

LAST MEETING: Houston: Dec. 19, 2014; L, 53-56

UTSA AT A GLANCE: UTSA is coming off a tough 76-43 loss to No. 16 Texas on the road. Junior Crystal Chidomere led the Roadrunners offense with a season-high 13 points while Tesha Smith chipped in with nine points. Billie Marlow grabbed a season-best six rebounds while Carlie Heineman registered a career-high three steals. The Roadrunners are averaging 64.7 points a game but allowing the opponents to put up 68.9 a night. Loryn Goodwin remains the team's leading scorer with 18.1 points per game with a team-high 39 assists and 27 steals. Tesha Smith leads the team with 7.3 rebounds per game is pouring in a team second-best 9.9 points a game.

OPPONENT AT A GLANCE: Houston makes the shortest trek between the three traveling teams for the Rae & Craig Blair Memorial Tournament as the Cougars sit at an even 5-5 overall record. The Cougars are winners of its last two contests and are coming off a thrilling 69-64 victory over La.-Lafayette this past Wednesday. UH is shooting 38.7 percent from the field and are led by Chyanne Butler's 9.6 points per game as she leads the team with 31 assists and 14 steals. Liberty heads to the Lone Star State with a 1-6 overall record and off its first win of the season in a 64-38 victory over West Liberty back on December 10. Keyen Green leads the Flames with her 9.3 points and team-best 8.7 rebounds per game. The Flames are netting 56.4 points a night while opponents are putting up 66.3 a game.

QUICK FACTS

General Information

Name	The University of Texas at San Antonio
Location	San Antonio, Texas
Founded	1969
Enrollment	28,628 (24,342 undergraduate)
Nickname	Roadrunners
School Colors	Navy Blue, White and Orange
Home Arena	Convocation Center / 2,650
Affiliation	Division I
Conference	Conference USA
President	Dr. Ricardo Romo
Director of Athletics	Lynn Hickey
Athletic Department Phone	210-458-4161

Coaching Staff

Head Coach	Lubomyr Lichonczak (Idaho, '78)
Record at UTSA	43-57 (third season)
Career record	201-215 (14th season)
Associate Head Coach	Kristen Holt
Assistant Coach	Nicole Dunson
Assistant Coach	Ela Mukosiej
Director of Operations	Emily Sherman
Athletic Trainer	Brenna Ellis

Team Information

2015-16 overall record	10-19
2015-16 Conference USA record/Finish	6-12/T-11
Final ranking	N/A
Starters R/L	0/5
Letter winners R/L	5/6
Newcomers	6
Key returners	Tesha Smith
Key Losses	Akunna Elonu, Mathilde Hergott
Key newcomers	-

Women's Basketball History

First year	1981-82
All-time record	495-504
NCAA Postseason appearances	2 (2008, 2009)
Last Tournament appearance	2009 (vs. Baylor; L, 87-82 (OT))
Southland Conference championships	3 (2003 regular season and 2009 (west division); 2008 tournament)

Athletics Communications

Assistant Director	Zena Rex (women's basketball contact)
Email	zena.rex@utsa.edu
Cell	(966) 739-4878
Facebook	/UTSA Women's Basketball
Twitter	@utsawbb
Instagram	@utsaathletics
Hashtag	#birdsup
	#CUSAWBK or #ALLDAYCUSA

MEDIA

WE ARE UTSA | When referencing The University of Texas at San Antonio athletics, please use the acronym UTSA and the nickname Roadrunners. Please refrain from using Texas-San Antonio, UT-San Antonio, UT-SA or any other variation.

Media Coverage | The UTSA Athletics Communication Office assists members of the media with their coverage of all Roadrunners sports by providing player and coach interviews, feature ideas, pregame notes and updated statistics.

Interviews | All interviews with coaches and student-athletes must be arranged at least 24 hours in advance through women's basketball contact Zena Rex. Telephone interviews are available to the media on a "call-back" basis at a time that is convenient for the coach or student-athlete. Post-game interviews with coaches and student-athletes will be conducted in the media room following a 10-minute cooling off period.

Internet Radio Broadcasts | All of UTSA's games for the 2015-16 season are slated to be broadcast live (audio) on goUTSA.com this season. Video streaming (subscription required) will also be available for all home games.

LAST TIME OUT

AUSTIN – Crystal Chidomere paced the UTSA squad with a season-high 13 points as No. 16 Texas handed the Roadrunners a 76-43 setback Saturday evening at Frank Erwin Center.

Chidomere was 6-of-16 from the field and grabbed four rebounds with an assist, block and steal. Meanwhile, Tesha Smith netted nine points and added five rebounds and two blocks.

Tasia Foman led Texas with 14 points while Kelsey Lang and Ariel Atkins chipped in with 11 and 10 points respectively.

UTSA (3-6) was off to a slow start to Saturday's contest against No. 16 Texas as the Horns scored 11 unanswered points before the Roadrunners were on the board on a free throw shot by Loryn Goodwin. The junior guard scored four points, all in the first half, on free throws.

The Roadrunners then used a 6-0 run to cut Texas' lead in half with 2:21 left to play on a jump shot by Billie Marlow that made it 14-7. Texas (5-4) led 20-11 after the first quarter and held a 10-point advantage at the half as both teams headed to the locker rooms, 33-23.

Texas had its largest scoring quarter of the game in the third as they outscored UTSA 28-13. The 16th-ranked Longhorns used a pair of 8-0 runs early in the frame and then ended the quarter on another to lead 61-36.

In the fourth quarter, UTSA was held to its lowest scoring stanza as the Roadrunners were held to just seven points, the lowest this season.

The Roadrunners will return to the friendly confines of the Convocation Center for its final two non-conference games of the season. UTSA will host its annual Rae & Craig Blair Memorial Tournament on Dec. 19-20 and will take on Houston and Liberty.

UTSA Women's Basketball Roster

No.	Name	Pos.	Ht.	Yr.-Exp.	Hometown (Previous School)
1	Kasia Kiejdrowska	F	6-0	Jr.-1L	Gdynia, Poland (Mineral Area College)
3	Alexus Dukes	G	5-5	So.-1L	Harker Heights, Texas (Harker Heights HS)
4	Crystal Chidomere	G	5-11	Jr.-2L	Richmond, Texas (Bush HS)
13	Deja Cousin	G	5-9	Fr.-HS	Burlington, N.C. (The Burlington School)
15	Timea Toth	F	6-1	Fr.-HS	Dunakeszi, Hungary (Dunakeszi Radnoti Miklos Gimnaziuma)
20	Kourtney Kekec	F	5-10	So.-TR	Bonne Terre, Mo. (Mineral Area College)
21	Marie Benson	F	6-1	Fr.-HS	Waco, Texas (Midland HS)
23	Tija Hawkins	F	6-1	Fr.-HS	Killeen, Texas (Shoemaker HS)
30	Tesha Smith	C	6-1	Sr.-3L	San Antonio, Texas (Wagner HS)
31	Carlie Heineman	G	6-0	Jr.-3L	San Antonio, Texas (Brennan HS)
32	Loryn Goodwin	G	5-9	Jr.-SQ	Houston, Texas (Butler)
40	Billie Marlow	C	6-3	Jr.-TR	Copenhagen, Denmark (Collin College)

Head Coach: Lubomyr Lichonczak (Fourth season | Idaho State, '78)

Associate Head Coach: Kristen Holt (Fourth season | Ohio, '72)

Assistant Coach: Nicole Dunson (Fourth season | UTSA, '05)

Assistant Coach: Ela Mukosiej (Second season | Seton Hall '07)

Director of Operations: Courtney Cremer (First season | Portland State University, '12)

PRONUNCIATIONS

Kasia Kiejdrowska	caw-SHA key-DRO-ska
Timea Toth	thee-MA thoht
Kekec	key-keck
Tija	tie-ZJAH
Tesha	TEE-sha
Loryn	(pronounced like Lauren)
Lubomyr Lichonczak	LU-ba-meer li-KON-zack
Mukosiej	moo-COE-shay
Cremer	(pronounced like Kramer)

**Runners selected 11th in Conference USA Preseason Poll**

UTSA was picked to finish 11th in this year's Conference USA Preseason Poll. The Roadrunners finished 10-19 one year ago with a 6-12 mark in conference. Head coach Lubomyr Lichonczak returns just five letter winners from last season, including leading scorer and rebounder Tesha Smith.

UTSA to have a pair of contests televised

The Roadrunners will hit the airwaves twice this upcoming season. UTSA will appear on the Longhorn Network on Dec. 17 with its match-up against Texas. The Roadrunners will then make their debut on ESPN3 on the road in Murfreesboro when they take on Middle Tennessee on Feb. 2.

Lichonczak adds six for 2016-17 season

With only five letter winners returning for the upcoming season, head women's basketball coach Lubomyr Lichonczak welcomes six new faces to the roster with four true freshman (Deja Cousin, G; Timea Toth, F; Marie Benson, F; Tija Hawkins, F) and two JUCO transfers (Kourtney Kekec, F; Billie Marlow, C).

Making the NCAA record books

On Monday, Dec. 28, UTSA and Texas Southern combined for 29 total blocks to set the NCAA record in blocked shots by both teams, surpassing the previous mark of 23 set in 2009.

UTSA totaled 16 blocks, which was also the single-game record, passing the previous mark of 14 set in 2001. TSU also matched the program record of blocks against with 13.

2016-17 TV/MEDIA ROSTER



1 Kasia KIEJDROWSKA
F • 6-0 • Senior
Gdynia, Poland



3 Alexis DUKES
G • 5-5 • Sophomore
Harker Heights, Texas



4 Crystal CHIDOMERE
G • 5-11 • Junior
Richmond, Texas



13 Deja COUSIN
G • 5-9 • Freshman
Burlington, N.C.



15 Timea TOTH
F • 6-1 • Freshman
Dunakeszi, Hungary



20 Kourtney KEKEC
F • 5-10 • Sophomore
Bonne Terre, Mo.



21 Marie BENSON
F • 6-1 • Freshman
Waco, Texas




23 Tija HAWKINS
F • 6-1 • Freshman
Killeen, Texas



30 Tesha SMITH
C • 6-1 • Senior
San Antonio, Texas



31 Carlie HEINEMAN
G • 6-0 • Junior
San Antonio, Texas



32 Loryn GOODWIN
G • 5-9 • Junior
Cypress, Texas



40 Billie MARLOW
C • 6-3 • Junior
Copenhagen, Denmark



lubomyr LICHONCZAK
Head coach
Fourth season



kristen HOLT
Associate Head Coach
Fourth season



nicole DUNSON
Assistant coach
Fourth season



ela MUKOSIEJ
Assistant coach
Second season



courtney CREMER
Director of Operations
First season

Roadrunners Trends

At Convocation Center	3-3
On the road	0-3
At a neutral site	0-0
Last 5 games	2-3
Against ranked opponents	0-1
Longest win streak	2
Longest losing streak	3

Scoreboard

Up after the first quarter	2-0
Trailing after the first quarter	1-6
Tied after the first quarter	0-0
Up after the second quarter	3-1
Trailing after the second quarter	0-5
Tied after the second quarter	0-0

Up after the third quarter	3-0
Trailing after the third quarter	0-5
Tied after the third quarter	0-1

Overtime	0-0
----------	-----

In November	2-5
In December	1-1
In January	0-0
In February	0-0
In March	0-0

On Sundays	0-3
On Mondays	0-0
On Tuesdays	1-0
On Wednesdays	1-0
On Thursdays	1-0
On Fridays	0-2
On Saturdays	0-1

UTSA scores first	1-2
Opponents scores first	2-4

UTSA - More 3-pointers in game	2-1
Opp. - More 3-pointers in game	1-4
Tied	0-1

UTSA - More free throws in game	3-3
Opp. - More free throws in game	0-3
Tied	0-0

UTSA - More rebounds in game	3-2
Opp. - More rebounds in game	0-3
Tied	0-1

UTSA - More blocks in game	2-3
Opp. - More blocks in game	0-3
Tied	1-0

UTSA - More steals in game	2-2
Opp. - More steals in game	0-1
Tied	1-3

UTSA - More turnovers in game	1-4
Opp. - More turnovers in game	2-2
Tied	0-0

When UTSA...**Field Goals**

Shoots 20-29%	0-1
Shoots 30-39%	1-2
Shoots 40-49%	2-3
Shoots 50-59%	0-0
Shoots 60-69%	0-0

Three-Point Field Goals

Shoots 0-19%	0-1
Shoots 20-29%	1-1
Shoots 30-39%	2-4
Shoots 40-49%	0-0
Shoots 50-59%	0-0
Shoots 60-69%	0-0
Shoots 70-79%	0-0

Free Throws

Shoots 30-39%	0-0
Shoots 40-49%	0-0
Shoots 50-59%	0-2
Shoots 60-69%	1-3
Shoots 70-79%	1-0
Shoots 80-89%	1-1

Scored less than 49 points	0-1
Scores between 50-59 points	0-1
Scores between 60-69 points	0-3
Scores between 70-79 points	3-1
Scores more than 80 points	0-0

Allows less than 49 points	2-0
Allows between 50-59 points	0-0
Allows between 60-69 points	1-0
Allows between 70-79 points	0-5
Allows more than 80 points	0-1

Leading with 5:00 left	3-0
Trailing with 5:00 left	0-6
Tied with 5:00 left	0-0

2016-17 DOUBLE-DOUBLES

Tasha Smith - 19 points, 11 rebounds vs. Northern Colorado (11/25/16)

STARTERS BY GAME

Date	Opponent	Starting 5	Result
Nov. 11	Angelo State	Kiejdrowska, Toth, Benson, Heineman, Goodwin	L, 77-85
Nov. 13	at UT Arlington	Kiejdrowska, Toth, Benson, Heineman, Goodwin	L, 54-75
Nov. 16	Texas A&M-Kingsville	Kiejdrowska, Toth, Benson, Heineman, Goodwin	W, 70-44
Nov. 20	at Oregon	Kiejdrowska, Toth, Benson, Heineman, Goodwin	L, 63-77
Nov. 25	Northern Colorado	Kiejdrowska, Toth, Benson, Heineman, Goodwin	L, 66-73
Nov. 27	Tulane	Kiejdrowska, Toth, Benson, Heineman, Goodwin	L, 66-75
Nov. 29	Abilene Christian	Kiejdrowska, Toth, Benson, Heineman, Goodwin	W, 71-68
Dec. 1	Texas State	Kiejdrowska, Toth, Benson, Heineman, Goodwin	W, 72-47
Dec. 17	at Texas	Kiejdrowska, Toth, Benson, Heineman, Goodwin	L, 43-76
Dec. 19	Houston		
Dec. 20	Liberty		
Jan. 1	at UTEP		
Jan. 5	Southern Miss		
Jan. 7	Louisiana Tech		
Jan. 12	at Florida Atlantic		
Jan. 14	at FIU		
Jan. 21	UTEP		
Jan. 26	Marshall		
Jan. 28	WKU		
Feb. 2	at Middle Tennessee		
Feb. 4	at UAB		
Feb. 9	at Southern Miss		
Feb. 11	at Louisiana Tech		
Feb. 16	Rice		
Feb. 18	North Texas		
Feb. 23	FIU		
Feb. 25	Florida Atlantic		
March 2	at Charlotte		
March 4	at Old Dominion		

Starting lineup combination W-L (1)

Kasia Kiejdrowska, Timea Toth, Marie Benson, Carlie Heineman, Loryn Goodwin (9)

3-6

GAME-BY-GAME TEAM STATS

Opponent	Total		3-PT		FT		Rebounds				Scoring							
	FG-FGA	Pct.	FG-FGA	Pct.	FT-FTA	Pct.	Off	Def	Tot	Avg.	PF	FO	A	TO	BLK	STL	PTS	Avg.
Angelo State (11/11/16)	26-68	.412	5-15	.333	16-29	.552	17	26	43	43.0	22	0	6	16	4	8	77	77.0
at UT Arlington (11/13/16)	21-51	.412	3-8	.375	9-18	.500	12	25	37	40.0	16	0	9	24	0	11	54	65.5
Texas A&M-Kingsville (11/16/16)	27-68	.397	5-16	.313	11-13	.846	14	34	48	42.7	13	0	9	11	2	8	70	67.0
at Oregon (11/20/16)	22-62	.355	5-19	.263	14-22	.636	11	25	36	41.0	19	1	11	14	0	8	63	66.0
Northern Colorado (11/25/16)	26-61	.426	5-15	.333	9-15	.600	12	25	37	40.2	16	1	7	15	2	8	66	66.0
Tulane (11/27/16)	24-74	.324	6-18	.333	12-15	.800	20	21	41	40.3	20	0	10	10	3	8	66	66.0
Abilene Christian (11/29/16)	27-66	.409	3-13	.231	14-20	.700	15	24	39	40.1	16	0	13	15	6	16	71	66.7
Texas State (12/1/16)	23-47	.489	5-16	.313	21-32	.656	11	35	46	40.9	21	1	13	27	4	10	72	67.4
at Texas (12/17/16)	15-64	.234	1-14	.071	12-18	.667	11	25	36	40.9	21	0	1	17	3	8	36	67.4
Houston (12/19/16)																		
Liberty (12/20/16)																		
UTEP (1/1/17)																		
Southern Miss (1/5/17)																		
Louisiana Tech (1/7/17)																		
at Florida Atlantic (1/12/17)																		
at FIU (1/14/17)																		
UTEP (1/21/17)																		
Marshall (1/26/17)																		
WKU (1/28/17)																		
at Middle Tennessee (2/2/17)																		
at UAB (2/4/17)																		
at Southern Miss (2/9/17)																		
at Louisiana Tech (2/11/17)																		
Rice (2/16/17)																		
North Texas (2/18/17)																		
FIU (2/23/17)																		
Florida Atlantic (2/25/17)																		
at Charlotte (3/2/17)																		
at Old Dominion (3/4/17)																		

**2016-17 Preseason All-Conference Team**

Lefty Webster (Charlotte / Jr. / Guard)
 Ty Petty (Middle Tennessee / Sr. / Guard)
 Alex Johnson (Middle Tennessee / So. / Forward)
 Jennie Simms (Old Dominion / Jr. / Guard)
 Jenzel Nash (UTEP / RSr. / Guard)
 Sparkle Taylor (UTEP / Sr. / Guard)
 Tashia Brown (WKU / Jr. / Forward)
 *Kendall Noble (WKU / RSr. / Guard)
 * Denotes Preseason Player of the Year

Preseason Poll

1. WKU (6)
2. Middle Tennessee (5)
3. Old Dominion (2)
4. Charlotte
5. UTEP
6. North Texas
7. Rice
8. Southern Miss
9. UAB
10. Marshall
11. UTSA (1)
12. Louisiana Tech
13. Florida Atlantic
14. FIU

This Week in Conference USA**Monday, December 19**

Longwood at Marshall - 12 p.m.
 Houston at UTSA - 6 p.m.
 Middle Tennessee at Missouri State - 6 p.m.
 Pittsburgh vs. UTEP - 6 p.m.
 California vs. Southern Miss - 6:30 p.m.
 Louisiana Tech at Memphis - 7 p.m.

Tuesday, December 20

Xavier vs. Southern Miss - 10 a.m.
 Maine-Fort Kent at Marshall - 12 p.m.
 Liberty at UTSA - 6 p.m.
 UTEP vs. Alabama - 8 p.m.

Wednesday, December 21

Texas Southern vs. FIU - 11 a.m.
 Northern Kentucky vs. Southern Miss - 12 p.m.
 South Alabama at UAB - 1 p.m.
 Old Dominion vs. Syracuse - 2:15 p.m.
 Davidson at Charlotte - 5 p.m.
 Hutson-Tillotson at Rice - 5 p.m.
 Ball State at WKU - 5:30 p.m.

*Check out conferenceusa.com for a full schedule

Conference USA Standings
As of December 17

Team	Conference USA		Overall	
	W	L	W	L
Middle Tennessee	1	0	3	5
Southern Miss	0	0	7	2
Rice	0	0	7	2
Charlotte	0	0	7	3
Marshall	0	0	6	3
WKU	0	0	6	4
Old Dominion	0	0	4	3
Louisiana Tech	0	0	5	4
UAB	0	0	4	4
Florida Atlantic	0	0	4	7
UTSA	0	0	3	6
North Texas	0	0	3	7
UTEP	0	0	2	7
FIU	0	0	1	6

Conference USA Team Comparison - As of Dec. 17

Leader	Statistic	UTSA
WKU - 76.9	Scoring offense	8th - 64.7
Rice - 52.2	Scoring defense	12th - 68.9
Southern Miss - +18.4	Scoring margin	9th - -4.2
Louisiana Tech - .469	Field goal percentage	12th - .380
Marshall - .346	Field goal percentage - defense	10th - .401
Middle Tennessee - .368	3-pt field goal percentage	12th - .284
Rice - .236	3-pt field goal - defense	8th - .315
Marshall/Charlotte - 7.0	3-point FG made per game	12th - 4.2
WKU - .784	Free throw percentage	11th - .648
Old Dominion - 43.1	Rebounding offense	6th - 40.3
Southern Miss - 33.8	Rebounding defense	12th - 41.1
Southern Miss - +7.9	Rebounding margin	9th - -0.8
Southern Miss - +6.4	Turnover margin	7th - -0.4
Charlotte - 6.6	Blocked shots	8th - 2.7
Louisiana Tech - 17.2	Assists	14th - 8.8
Southern Miss - 12.6	Steals	3rd - 9.4

Conference-only games (2015-16 FINAL)

CHAR - 73.8	Scoring offense	11th - 59.7
USM - 59.7	Scoring defense	6th - 63.6
MT - +9.1	Scoring margin	11th - -3.8
FIU - .784	Free throw percentage	14th - .634
MT - .460	Field goal percentage	14th - .377
UTSA - .385	Field goal percentage - defense	1st
FAU - .358	3-pt field goal percentage	9th - .297
UTEP - .271	3-pt field goal - defense	4th - .296
ODU - 40.5	Rebounding offense	5th - 38.4
UAB - 32.5	Rebounding defense	12th - 38.3
ODU - +6.3	Rebounding margin	10th - +0.1
UAB - 4.2	Blocked shots	4th - 3.7
MT - 15.6	Assists	14th - 9.4
UTEP - 11.6	Steals	5th - 8.0
WKU - +5.7	Turnover margin	6th - -0.3
FAU - 10.0	3-point FG made	14th - 4.1

2016-17 Conference USA Players of the Week

Player of the Week

Nov. 14 - L. Webster, CHAR | S. Gore, MAR
 Nov. 21 - Tashia Brown, WKU
 Nov. 28 - Jennie Simms, Old Dominion
 Dec. 5 - Jennie Simms, Old Dominion
 Dec. 12 - Grace Hunter, Charlotte
 Dec. 19 -
 Dec. 23 -
 Jan. 2 -
 Jan. 9 -
 Jan. 16 -
 Jan. 23 -
 Jan. 30 -
 Feb. 6 -
 Feb. 13 -
 Feb. 20 -
 Feb. 27 -
 March 6 -

Freshman of the Week

Nov. 14 - Miyah Barnes, UAB
 Nov. 21 - Miyah Barnes, UAB
 Nov. 28 - Alexis Gordan, FIU
Dec. 5 - Marie Benson, UTSA
 Dec. 12 - Ashley Saintigene, Marshall
 Dec. 19 -
 Dec. 23 -
 Jan. 2 -
 Jan. 9 -
 Jan. 16 -
 Jan. 23 -
 Jan. 30 -
 Feb. 6 -
 Feb. 13 -
 Feb. 20 -
 Feb. 27 -
 March 6 -

Honor Roll

Nov. 14 - Loryn Goodwin, UTSA
 Nov. 21 - None
 Nov. 28 - Brittany Dinkins, Southern Miss
 Dec. 5 - Lefty Webster, Charlotte
 Dec. 12 - Ivy Brown, WKU
 Dec. 19 -
 Dec. 23 -
 Jan. 2 -
 Jan. 9 -
 Jan. 16 -
 Jan. 23 -
 Jan. 30 -
 Feb. 6 -
 Feb. 13 -
 Feb. 20 -
 Feb. 27 -
 March 6 -



The 2017 Conference USA Basketball Championships returns to Birmingham, Ala. and will return to just a 12-team field for the four-day event. The tournament is scheduled to run from Wednesday, March 8, through Saturday, March 11. Games will be held at the Birmingham-Jefferson Civic Center and Bartow Arena.

The first two days of the tournament will be played at Bartow Arena with the semifinals and championship game played at Legacy Arena. The four teams with the best regular-season records in conference play will be seeded 1-4 and will earn a bye to advance directly to the quarterfinals.

UAB will serve as the host institution and has hosted the past three championships, as well as the 1999 C-USA Men's Basketball Championship and the 1996 C-USA Women's Basketball Championship.

STAT LEADERS

Overall conference individual leaders - As of Dec. 17

Scoring	No.	Avg./G
3. Loryn Goodwin	163	18.1
30. Tesha Smith	89	9.9
Rebounding		
T9. Tesha Smith	66	7.3
T18. Marie Benson	51	5.7
Assists		
6. Loryn Goodwin	39	4.3
Free throw percentage		
15. Tesha Smith	29-38	.763
Steals		
T2. Loryn Goodwin	27	3.0
3-pt field goals made per game		
T11. Carlie Heineman	17	1.9
Assist/Turnover ratio		
5. Loryn Goodwin	39/22	1.8
Offensive rebounds per game		
T10. Tesha Smith	24	2.7
15. Marie Benson	20	2.2
Defensive rebounds per game		
T7. Tesha Smith	42	4.7
T13. Loryn Goodwin	39	4.3
Minutes played per game		
4. Loryn Goodwin	314	34.9
8. Carlie Heineman	303	33.7

UTSA/Houston Statistical Comparison

Statistic	UTSA	Houston
Record	3-6	5-5
NCAA RPI (As of 12/13/16)	176	87
Scoring offense	64.7	63.6
Scoring defense	68.9	64.8
Scoring margin	-4.2	-1.2
Field goal percentage	.380	.387
Field goal percentage - defense	.401	.416
3-point field goal percentage	.284	.290
3-point FG percentage - defense	.315	.278
Free throw percentage	.648	.608
Free throw percentage - defense	.645	.663
Rebounding offense	40.3	39.8
Rebounding defense	41.1	39.3
Rebounding margin	-0.8	+0.5
Assists	8.8	12.7
Turnovers	16.6	21.3
Steals	9.4	10.6
Blocked shots	2.7	2.3

Radford connection

During head women's basketball coach Lubomyr Lichonczak's first stint as a head coach at Radford, he coached Nicole Gardiner who is the mother of current player Deja Cousin.

Goodwin to the rescue

After serving her one season on the bench due to the NCAA transfer rule, Houston native Loryn Goodwin will finally make her debut in a Roadrunners uniform in 2016-17. Goodwin transferred from Butler where she garnered All-BIG EAST Honorable Mention accolades and was the Bulldogs leading scorer.

Roadrunners in season openers

In the program's 36 years of existence, UTSA has gone 16-20 in season openers. Under the direction of Lubomyr Lichonczak, the Roadrunners have gone 0-3.

Facing the competition

The USA Today Coaches Preseason Poll, released on Oct. 27, has one of the Roadrunners opponents ranked. The Texas Longhorns check in at No. 8 after finishing 31-5 during the 2015-16 season. In addition, three other teams received votes (WKU, Oregon, Tulane).

...in conference openers

UTSA is 10-15 in conference openers. This spans between four different conferences. The Roadrunners first competed in the Oil Country Athletic Conference for two seasons before joining the Southland Conference during the 1992-93 season. Since then, UTSA made a transition from the Western Athletic Conference (2012-13) to Conference USA (2013-14 to present).

Rough start

UTSA started its 2016-17 season 0-2 and is the second straight year under head coach Lubomyr Lichonczak that the Roadrunners have begun 0-2. In his four years at the helm, Lichonczak has started 0-2 in three of his four seasons.

Rough start pt 2

The Roadrunners have begun the 2016-17 campaign with a 1-3 record with its last loss coming on the road at Oregon, 77-63. The last time UTSA started 1-3 was back in the 2011-12 season when the Roadrunners finished 8-21.

Put me in coach

UTSA faced Abilene Christian on Nov. 29 at the Convocation Center but were led by Associate Head Coach Kristen Holt. Due to a family emergency for Coach Lichonczak, Holt dished out the X's and O's and guided the team to a 71-68 victory over the Wildcats.

Let the countdown begin

After Tuesday's (Dec. 1) contest against Texas State, Loryn Goodwin collected her 910th career point and is now 90 away from reaching the 1,000-career mark. Goodwin is averaging 19.9 points a game and could very well reach the milestone in the next five games.

Only second ever in history

On Monday, Dec. 5, Waco native Marie Benson became the second player in UTSA history to garner a Conference USA weekly award since joining the league back in 2013. Tesha Smith earned Freshman of the Week honors back on Feb. 24, 2014 and the Roadrunners since then have not collected a player of the week award.

Staying consistent

This season, head women's coach Luby Lichonczak has stuck to just one starting lineup through eight contests. Last season, the veteran head coach used a total of 15 lineups and used just two of those more than three times. He went with his season-opening lineup (Mathilde Hergott, Akuna Elonu, Dempsey Thornton, Alexis Dukes, Niaga Mitchell-Cole) five times and that group went 2-3 on the season. His second-most starting five was used four times and that consisted of Mathilde Hergott, Akunna Elonu, Alana Heard, Dempsey Thornton and Kasia Kiejrowska. They posted a 1-3 record.

SCORING BY THE QUARTER

Opponent	1st	2nd	Half	3rd	4th	2Half	OT	F
Angelo State	12	29	41	16	20	36		77
at UT Arlington	10	15	25	19	10	29		54
Texas A&M-Kingsville	12	18	30	25	15	40		70
at Oregon	9	12	21	18	24	42		63
Northern Colorado	10	14	24	27	15	42		66
Tulane	14	13	27	24	15	39		66
Abilene Christian	13	24	37	18	16	34		71
Texas State	18	16	34	20	18	38		72
at Texas	11	12	23	13	7	20		43
Houston								
Liberty								
at UTEP								
Southern Miss								
Louisiana Tech								
at Florida Atlantic								
at FIU								
UTEP								
Marshall								
WKU								
at Middle Tennessee								
at UAB								
at Southern Miss								
at Louisiana Tech								
Rice								
North Texas								
FIU								
Florida Atlantic								
at Charlotte								
at Old Dominion								

AP Top-25 Coaches' Poll - Dec. 12, 2016

School	Record	Points	Previous
1. Connecticut (33)	9-0	825	1
2. Notre Dame	9-1	764	2
3. Baylor	10-1	761	3
4. Maryland	10-0	742	4
5. Mississippi State	9-0	676	5
6. South Carolina	7-1	657	6
7. Florida State	10-1	625	7
8. Louisville	8-2	574	8
9. UCLA	7-1	565	9
10. Stanford	8-1	520	10
11. Washington	10-1	490	11
12. Ohio State	8-3	424	12
13. Miami (FL)	8-1	415	14
14. West Virginia	10-0	406	13
15. Colorado	9-0	286	18
16. Texas	3-4	268	17
17. DePaul	6-3	225	16
18. Duke	10-1	217	21
19. Kentucky	7-3	189	15
20. Oklahoma	7-2	187	19
21. Syracuse	8-3	162	20
22. South Florida	7-0	153	22
23. Arizona State	6-2	137	NR
24. Virginia Tech	10-0	112	25
25. Oregon	8-1	75	NR

Dropped out:

Others receiving votes: Oregon State 68, Green Bay 49, Kansas State 44, California 29, Florida 23, Oklahoma State 15, Northwestern 10, Texas A&M 9, Southern California 9, Auburn 7, Gonzaga 4, Vanderbilt 1, UNLV 1, Michigan State 1

USA Today Top-25 DI Basketball Coaches' Poll - Dec. 13, 2016

School (First-Place Votes)	Record	Points	Previous
1. Connecticut (32)	9-0	800	2
2. Notre Dame	9-1	753	1
3. Maryland	11-0	725	4
4. Baylor	10-1	723	3
5. Mississippi State	9-0	656	5
6. South Carolina	7-1	644	6
7. Florida State	10-1	606	7
8. Louisville	8-2	554	8
9. UCLA	7-1	553	9
10. Stanford	8-1	511	10
11. Washington	10-1	474	11
12. Miami (FL)	8-1	416	13
13. Ohio State	8-3	409	12
14. West Virginia	10-0	376	14
15. Oregon State	6-1	283	16
16. DePaul	6-3	269	15
17. Texas	3-4	230	17
18. Syracuse	8-3	215	19
19. South Florida	7-0	185	22
20. Duke	10-1	175	21
21. Arizona State	6-2	154	23
22. Oklahoma	7-2	137	20
23. Kentucky	7-3	124	18
24. California	9-0	110	24
25. Virginia Tech	10-0	75	NR

Dropped out: No. 25 Florida

Others receiving votes: Colorado (9-0) 54; Wisconsin-Green Bay (8-1) 51; Oregon (8-1) 27; Michigan State (9-2) 26; Oklahoma State (8-0) 26; Texas A&M (7-2) 15; Florida (7-3) 11; Northwestern (8-1) 9; Michigan (8-3) 7; Kansas State (9-1) 6; Gonzaga (7-2) 4; Auburn (7-2) 3; Georgia Tech (9-1) 2; Penn State (8-2) 1; Tennessee (4-4) 1

Attendance Records			
Date	Opponent	Results	Attendance
March 3, 2012	UT-Arlington	L, 75-65	2,611
Feb. 7, 2004	McNeese State	W, 64-56 (OT)	2,311
Jan. 27, 1996	Texas State	L, 78-57	2,021
Feb. 9, 1991	SMU	W, 93-77	2,000
Nov. 12, 2010	Our Lady of the Lake	W, 79-66	1,789
Jan. 29, 1994	North Texas	L, 74-65	1,786
Feb. 26, 2005	UT-Arlington	W, 48-46	1,736
Feb. 24, 2007	A&M-Corpus Christi	W, 61-43	1,699
Nov. 19, 2010	No. 23 TCU	L, 83-59	1,563
Jan. 21, 2004	Texas State	L, 44-43	1,445



KASIA KIEJDROWSKA

F • Senior
Gdynia, Poland • Mineral Area College

1

#01 KIEJDROWSKA, Kasia

Opponent	Date	gs	min	Total		3-Pointers		Free throws		Rebounds				pf	a	t/o	blk	stl	pts	avg
				fg-fga	pct	3fg-fga	pct	ft-fa	pct	off	def	tot	avg							
ANGELO STATE	11/11/16	*	10	1-4	.250	0-1	.000	0-0	.000	0	0	0	0.0	3	0	0	0	1	2	2.0
at UT Arlington	11/13/16	*	34	3-9	.333	0-3	.000	1-2	.500	2	8	10	5.0	0	0	4	0	2	7	4.5
TEXAS A&M-KINGSVILLE	11/16/16	*	27	2-7	.286	2-3	.667	0-0	.000	2	4	6	5.3	1	0	0	0	0	6	5.0
at Oregon	11/20/16	*	19	5-12	.417	1-4	.250	0-0	.000	0	0	0	4.0	2	1	0	0	1	11	6.5
NORTHERN COLORADO	11/25/16	*	39	5-11	.455	3-9	.333	4-4	1.000	2	4	6	4.4	2	0	4	0	1	17	8.6
TULANE	11/27/16	*	36	4-10	.400	2-5	.400	0-0	.000	1	2	3	4.2	1	0	0	0	2	10	8.8
ABILENE CHRISTIAN	11/29/16	*	17	2-7	.286	0-4	.000	0-0	.000	0	3	3	4.0	1	1	0	0	1	4	8.1
TEXAS STATE	12/1/16	*	19	4-7	.571	1-3	.333	3-3	1.000	0	2	2	3.8	5	1	2	1	0	12	8.6
at Texas	12/17/16	*	16	0-3	.000	0-1	.000	1-2	.500	0	1	1	3.4	2	0	1	0	0	1	7.8
Totals		9	217	26-70	.371	9-33	.273	9-11	.818	7	24	31	3.4	17	3	11	1	8	70	7.8

Games played: 9
Minutes/game: 24.1
Points/game: 7.8
FG Pct: 37.1
3FG Pct: 27.3
FT Pct: 81.8

Rebounds/game: 3.4
Assists/game: 0.3
Turnovers/game: 1.2
Assist/turnover ratio: 0.3
Steals/game: 0.9
Blocks/game: 0.1

Career Records

Points

31 vs. Marshalltown (1/27/15)

Rebounds

14 vs. Howard Payne (12/15/15)

Field Goals

13 vs. Marshalltown (1/27/15)

3-point FGs

7 at Crowder (2/14/15)

Free Throws

8 at St. Louis (12/16/13)

Assists

7 (2x) last vs. State Fair (2/28/15)

Blocks

2 vs. St. Clair County (11/15/14)

Steals

8 vs. Jefferson (Mo.)(1/14/15)

Season	GP-GS	Min./Avg.	Total		3-PT		Career Stats FT		Rebounds				Scoring							
			FG-FGA	Pct.	FG-FGA	Pct.	FT-FTA	Pct.	Off	Def	Tot	Avg.	PF	FO	A	TO	BLK	STL	PTS	Avg.
2016-17	9-9	217/24.1	26-70	.371	9-33	.273	9-11	.818	7	24	31	3.4	17	1	3	11	1	8	70	7.8
2015-16	26-5	416/16.0	55-161	.342	28-84	.333	14-20	.700	9	53	62	2.4	46	2	13	23	4	9	152	5.8
2014-15*	31-30	783/25.3	148-372	.398	63-164	.384	50-70	.714	24	106	130	4.2	72	3	97	66	10	52	409	13.2
2012-13*	29-12	668/23.0	45-138	.326	48-125	.384	59-66	.894	18	73	91	3.1	59	1	77	77	5	48	293	10.1
TOTAL	95-56	2084/21.9	274-741	.370	148-406	.365	132-166	.795	58	256	314	3.3	194	7	190	177	20	117	924	9.7

* denotes stats from previous school

2016-17 Player Notes:

- Grabbed a season-high 10 rebounds against UT Arlington
- Scored in double figures in three straight games for UTSA with a season-high 17 points against Northern Colorado



ALEXUS DUKES

G • Sophomore

Harker Heights, Texas • Harker Heights HS

3

#03 DUKES, Alexus

Opponent	Date	gs	min	Total		3-Pointers		Free throws		Rebounds				pf	a	t/o	blk	stl	pts	avg
				fg-fga	pct	3fg-fga	pct	ft-fa	pct	off	def	tot	avg							
ANGELO STATE	11/11/16	dnp		-	-	-	-	-	-	-	-	-	-	-	-	-	-	-	-	-
at UT Arlington	11/13/16	dnp		-	-	-	-	-	-	-	-	-	-	-	-	-	-	-	-	-
TEXAS A&M-KINGSVILLE	11/16/16	dnp		-	-	-	-	-	-	-	-	-	-	-	-	-	-	-	-	-
at Oregon	11/20/16	16	1-6	.167	0-1	.000	0-0	.000	1	2	3	3.0	1	2	1	0	0	2	2.0	
NORTHERN COLORADO	11/25/16	23	1-5	.200	0-1	.000	0-2	.000	1	1	2	2.5	3	3	0	0	2	2	2.0	
TULANE	11/27/16	3	0-0	.000	0-0	.000	0-0	.000	0	0	0	1.7	0	0	1	0	0	0	1.3	
ABILENE CHRISTIAN	11/29/16	13	2-2	1.000	0-0	.000	0-0	.000	0	0	0	1.3	1	2	2	0	0	4	2.0	
TEXAS STATE	12/1/16	19	1-3	.333	0-0	.000	5-6	.833	0	0	0	1.0	2	1	7	0	0	7	3.0	
at Texas	12/17/16	16	1-6	.167	0-2	.000	0-0	.000	0	0	0	0.8	2	0	1	0	1	2	2.8	
Totals		0	90	6-22	.273	0-4	.000	5-8	.625	2	3	5	0.8	9	8	12	0	3	17	2.8

Games played: 6
Minutes/game: 15.0
Points/game: 2.8
FG Pct: 27.3
3FG Pct: 0.0
FT Pct: 62.5

Rebounds/game: 0.8
Assists/game: 1.3
Turnovers/game: 2.0
Assist/turnover ratio: 0.7
Steals/game: 0.5

Career Records

Points

18 at Texas (11/14/15)

Rebounds

6 at Texas (11/14/15)

Field Goals

6 (2x) last vs. Houston Baptist (11/29/15)

3-point FGs

6 at Texas (11/14/15)

Free Throws

5 vs. Texas State (12/1/16)

Assists

6 vs. Howard Payne (12/15/15)

Blocks

1 (4x) last at UTEP (1/17/16)


Steals

4 vs. Houston Baptist (11/29/15)

Season	GP-GS	Min./Avg.	Total		3-PT		Career Stats FT		Rebounds				Scoring							
			FG-FGA	Pct.	FG-FGA	Pct.	FT-FTA	Pct.	Off	Def	Tot	Avg.	PF	FO	A	TO	BLK	STL	PTS	Avg.
2016-17	6-0	90/15.0	6-22	.273	0-4	.000	5-8	.625	2	3	5	0.8	9	0	8	12	0	3	17	2.8
2015-16	26-9	446/17.2	49-155	.316	11-46	.239	19-32	.594	9	33	42	1.6	48	1	44	48	4	22	128	4.9
TOTAL	32-9	536/16.8	55-177	.311	11-50	.220	24-40	.600	11	36	47	1.5	57	1	52	60	4	25	145	4.5

2016-17 Player Notes:

- Battled injury early on and missed first three games of the season



CRYSTAL CHIDOMERE

G • Junior

Richmond, Texas • Bush HS

4

#04 CHIDOMERE, Crystal

Opponent	Date	gs	min	Total		3-Pointers		Free throws		Rebounds				pf	a	t/o	blk	stl	pts	avg
				fg-fga	pct	3fg-fga	pct	ft-fa	pct	off	def	tot	avg							
ANGELO STATE	11/11/16	26	4-10	.400	0-1	.000	0-2	.000	1	2	3	3.0	3	2	2	1	2	8	8.0	
at UT Arlington	11/13/16	34	3-7	.429	0-0	.000	0-2	.000	1	2	3	3.0	4	3	9	0	3	6	7.0	
TEXAS A&M-KINGSVILLE	11/16/16	21	4-8	.500	0-0	.000	0-0	.000	1	6	7	4.3	2	4	2	1	1	8	7.3	
at Oregon	11/20/16	17	2-3	.667	0-0	.000	0-0	.000	0	0	0	3.3	0	0	1	0	0	4	6.5	
NORTHERN COLORADO	11/25/16	17	1-4	.250	0-0	.000	0-0	.000	0	3	3	3.2	5	3	1	0	0	2	5.6	
TULANE	11/27/16	15	4-8	.500	0-0	.000	2-2	1.000	1	1	2	3.0	4	2	2	0	1	10	6.3	
ABILENE CHRISTIAN	11/29/16	28	5-10	.500	0-0	.000	0-0	.000	1	3	4	3.1	2	1	2	1	1	10	6.9	
TEXAS STATE	12/1/16	21	2-2	1.000	0-0	.000	0-0	.000	2	3	5	3.4	1	2	2	0	2	4	6.5	
at Texas	12/17/16	37	6-16	.375	0-0	.000	1-1	1.000	1	3	4	3.4	1	1	3	1	1	13	7.2	
Totals		0	216	31-68	.456	0-1	.000	3-7	.429	8	23	31	3.4	22	18	24	4	11	65	7.2

Games played: 9
Minutes/game: 24.0
Points/game: 7.2
FG Pct: 45.6
3FG Pct: 0.0
FT Pct: 42.9

Rebounds/game: 3.4
Assists/game: 2.0
Turnovers/game: 2.7
Assist/turnover ratio: 0.8
Steals/game: 1.2
Blocks/game: 0.4

Career Records

Points

18 vs. FIU (2/13/16)

Rebounds

9 vs. Middle Tennessee (1/9/16)

Field Goals

7 (5x) last vs. Old Dominion (2/27/16)

3-point FGs

1 (5x) last at Texas (11/14/15)

Free Throws

4 (5x) last vs. UTEP (3/3/16)

Assists

5 vs. Howard Payne (12/15/15)

Blocks

3 (2x) last at UTEP (1/17/16)

Steals

4 (3x) last vs. Louisiana Tech (1/28/16)

Season	GP-GS	Min./Avg.	Career Stats																	
			Total		3-PT		FT		Rebounds				Scoring							
			FG-FGA	Pct.	FG-FGA	Pct.	FT-FTA	Pct.	Off	Def	Tot	Avg.	PF	FO	A	TO	BLK	STL	PTS	Avg.
2016-17	9-0	216/24.0	31-68	.456	0-1	.000	3-7	.429	8	23	31	3.4	22	1	18	24	4	11	65	6.7
2015-16	29-4	612/21.1	109-237	.460	1-11	.091	36-53	.679	36	62	98	3.4	81	3	46	70	12	43	255	8.8
2014-15	29-0	390/13.4	54-157	.344	4-18	.222	19-29	.655	20	31	51	1.8	44	1	37	44	11	17	131	4.5
TOTAL	67-4	1218/18.2	194-462	.420	5-30	.167	58-89	.652	64	116	180	2.7	147	5	101	138	27	71	451	6.7

2016-17 Player Notes:



DEJA COUSIN

G • Freshman

Burlington, N.C. • The Burlington School

13

Career Records

Points
1 vs. Texas State (12/1/16)

Rebounds
1 vs. Texas State (12/1/16)

Field Goals
-

3-point FGs
-

Free Throws
1 vs. Texas State (12/1/16)

Assists
-

Blocks
-

Steals
-

#13 COUSIN, Deja

Opponent	Date	gs	min	Total		3-Pointers		Free throws		Rebounds				pf	a	t/o	blk	stl	pts	avg
				fg-fga	pct	3fg-fga	pct	ft-fa	pct	off	def	tot	avg							
ANGELO STATE	11/11/16	2		0-0	.000	0-0	.000	0-0	.000	0	0	0	0.0	1	0	0	0	0	0	0.0
at UT Arlington	11/13/16	dnp		-	-	-	-	-	-	-	-	-	-	-	-	-	-	-	-	-
TEXAS A&M-KINGSVILLE	11/16/16	7		0-2	.000	0-2	.000	0-0	.000	0	0	0	0.0	0	0	0	0	0	0	0.0
at Oregon	11/20/16	1		0-1	.000	0-1	.000	0-0	.000	0	0	0	0.0	0	0	0	0	0	0	0.0
NORTHERN COLORADO	11/25/16	dnp		-	-	-	-	-	-	-	-	-	-	-	-	-	-	-	-	-
TULANE	11/27/16	dnp		-	-	-	-	-	-	-	-	-	-	-	-	-	-	-	-	-
ABILENE CHRISTIAN	11/29/16	dnp		-	-	-	-	-	-	-	-	-	-	-	-	-	-	-	-	-
TEXAS STATE	12/1/16	6		0-0	.000	0-0	.000	1-2	.500	0	1	1	0.3	0	0	0	0	0	1	0.3
at Texas	12/17/16	dnp		-	-	-	-	-	-	-	-	-	-	-	-	-	-	-	-	-
Totals		0	16	0-3	.000	0-3	.000	1-2	.500	0	1	1	0.3	1	0	0	0	0	1	0.3

Games played: 4
Minutes/game: 4.0
Points/game: 0.3
FG Pct: 0.0
3FG Pct: 0.0
FT Pct: 50.0

Rebounds/game: 0.3

Season	GP-GS	Min./Avg.	Total		3-PT		Career Stats FT		Rebounds				Scoring					
			FG-FGA	Pct.	FG-FGA	Pct.	FT-FTA	Pct.	Off	Def	Tot	Avg.	PF	FO	A	TO	BLK	STL
20161-7	4-0	16/4.0	0-3	.000	0-3	.000	1-2	.500	0	1	1	0.3	1	0	0	0	0	0
TOTAL	4-0	16/4.0	0-3	.000	0-3	.000	1-2	.500	0	1	1	0.3	1	0	0	0	0	0

2016-17 Player Notes:



TIMEA TOTH

F • Freshman

Dunakeszi, Hungary • Dunakeszi Radnoti Miklos Gimnaziuma

15

#15 TOTH, Timea

Opponent	Date	gs	min	Total		3-Pointers		Free throws		Rebounds				pf	a	t/o	blk	stl	pts	avg	
				fg-fga	pct	3fg-fga	pct	ft-fga	pct	off	def	tot	avg								
ANGELO STATE	11/11/16	*	32	1-4	.250	0-0	.000	0-0	.000	4	6	10	10.0	2	0	3	1	2	2.0		
at UT Arlington	11/13/16	*	12	0-1	.000	0-0	.000	0-0	.000	1	0	1	5.5	1	0	0	0	0	1.0		
TEXAS A&M-KINGSVILLE	11/16/16	*	15	2-5	.400	0-0	.000	0-0	.000	3	1	4	5.0	3	0	1	0	1	4	2.0	
at Oregon	11/20/16	*	25	0-2	.000	0-0	.000	1-2	.500	1	2	3	4.5	4	1	4	0	1	1	1.8	
NORTHERN COLORADO	11/25/16	*	13	1-3	.333	0-0	.000	0-0	.000	1	0	1	3.8	1	0	1	0	0	2	1.8	
TULANE	11/27/16	*	18	2-5	.400	0-0	.000	0-0	.000	4	1	5	4.0	1	0	1	0	0	4	2.2	
ABILENE CHRISTIAN	11/29/16	*	13	1-2	.500	0-0	.000	0-0	.000	2	1	3	3.9	1	1	2	0	1	2	2.1	
TEXAS STATE	12/1/16	*	12	1-1	1.000	0-0	.000	0-0	.000	2	3	5	4.0	0	0	0	0	1	2	2.1	
at Texas	12/17/16	*	6	0-0	.000	0-0	.000	0-0	.000	0	1	1	3.7	2	0	1	0	1	0	1.9	
Totals			9	146	8-23	.348	0-0	.000	1-2	.500	18	15	33	3.7	15	2	13	1	7	17	1.9

Games played: 9
Minutes/game: 16.2
Points/game: 1.9
FG Pct: 34.8
FT Pct: 50.0

Rebounds/game: 3.7
Assists/game: 0.2
Turnovers/game: 1.4
Assist/turnover ratio: 0.2
Steals/game: 0.8
Blocks/game: 0.1

Career Records

Points

4 (2x) last vs. Tulane (11/27/16)

Rebounds

10 vs. Angelo State (11/11/16)

Field Goals

2 (2x) last vs. Tulane (11/27/16)

3-point FGs

-

Free Throws

1 at Oregon (11/20/16)

Assists

1 (2x) last vs. Abilene Christian (11/29/16)

Blocks

1 vs. Angelo State (11/11/16)

Steals

2 vs. Angelo State (11/11/16)

Season	GP-GS	Min./Avg.	Career Stats																	
			Total		3-PT		FT		Rebounds				Scoring							
			FG-FGA	Pct.	FG-FGA	Pct.	FT-FTA	Pct.	Off	Def	Tot	Avg.	PF	FO	A	TO	BLK	STL	PTS	Avg.
2016-17	9-9	146/16.2	8-23	.348	0-0	.000	1-2	.500	18	15	33	3.7	15	0	2	13	1	7	17	1.9
TOTAL	9-9	146/16.2	8-23	.348	0-0	.000	1-2	.500	18	15	33	3.7	15	0	2	13	1	7	17	1.9

2016-17 Player Notes:



KOURTNEY KEKEC

G • Sophomore

Bonne Terre, Mo. • Mineral Area College

20

Career Records

Points
20 vs. State Fair (1/23/16)

Rebounds
11 vs. Illinois Central (1/27/16)

Field Goals
8 vs. State Fair (1/23/16)

3-point FGs
2 (2x) last vs. State Fair (2/27/16)

Free Throws
8 (2x) last vs. Jefferson(Mo.)(2/3/16)

Assists
4 (3x) last vs. Crowder (2/6/16)

Blocks
2 vs. Jefferson County (11/13/15)

Steals
3 vs. Des Moines Area (11/20/15)

#20 KEKEC, Kourtney																	
Opponent	Date	gs	min	Total		3-Pointers		Free throws		Rebounds				pf	a	t/o	blk
				fg-fga	pct	3fg-fga	pct	ft-fa	pct	off	def	tot	avg				
ANGELO STATE	11/11/16	5	0-1	.000	0-1	.000	0-0	.000	0	0	0	0.0	1	0	0	0	0
at UT Arlington	11/13/16	1	0-0	.000	0-0	.000	0-0	.000	0	0	0	0.0	1	0	0	0	0
TEXAS A&M-KINGSVILLE	11/16/16	9	0-2	.000	0-0	.000	0-0	.000	0	1	1	0.3	1	1	0	0	0
at Oregon	11/20/16	4	0-0	.000	0-0	.000	0-0	.000	1	0	1	0.5	1	0	0	0	0
NORTHERN COLORADO	11/25/16	0	0-0	.000	0-0	.000	0-0	.000	0	0	0	0.4	1	0	0	0	0
TULANE	11/27/16	dnp	-	-	-	-	-	-	-	-	-	-	-	-	-	-	-
ABILENE CHRISTIAN	11/29/16	dnp	-	-	-	-	-	-	-	-	-	-	-	-	-	-	-
TEXAS STATE	12/1/16	11	0-1	.000	0-1	.000	2-4	.500	1	1	2	0.7	2	0	3	0	1
at Texas	12/17/16	8	0-3	.000	0-3	.000	2-2	1.000	1	1	2	0.9	1	0	3	0	2
Totals		0	38	0-7	.000	0-5	.000	4-6	.667	3	3	6	0.9	8	1	6	0

Games played: 7
Minutes/game: 5.4
Points/game: 0.6
FG Pct: 0.0
3FG Pct: 0.0
FT Pct: 66.7

Rebounds/game: 0.9
Assists/game: 0.1
Turnovers/game: 0.9
Assist/turnover ratio: 0.2
Steals/game: 0.1

Career Stats																	
Season	GP-GS	Min./Avg.	Total		3-PT		Career Stats FT		Rebounds				Scoring				
			FG-FGA	Pct.	FG-FGA	Pct.	FT-FTA	Pct.	Off	Def	Tot	Avg.	PF	FO	A	TO	PTS
2016-17	7-0	38/5.4	0-7	.000	0-5	.000	4-6	.667	3	3	6	0.9	8	0	1	6	4
2015-16*	28-18	693/24.7	81-197	.411	18-57	.316	63-91	.692	41	95	136	4.9	91	5	59	64	243
TOTAL	35-18	769/21.9	81-204	.397	18-62	.290	67-97	.691	44	98	140	4.0	99	5	60	70	247

* denotes stats from previous school

2016-17 Player Notes:



MARIE BENSON

F • Freshman

Waco, Texas • Midland HS

21

#21 BENSON, Marie

Opponent	Date	gs	min	Total		3-Pointers		Free throws		Rebounds				pf	a	t/o	blk	stl	pts	avg	
				fg-fga	pct	3fg-fga	pct	ft-fa	pct	off	def	tot	avg								
ANGELO STATE	11/11/16	*	20	0-1	.000	0-0	.000	0-0	.000	3	4	7	7.0	3	0	4	0	0	0	0.0	
at UT Arlington	11/13/16	*	16	2-4	.500	0-0	.000	2-4	.500	3	1	4	5.5	2	0	0	0	2	6	3.0	
TEXAS A&M-KINGSVILLE	11/16/16	*	22	2-5	.400	0-0	.000	2-2	1.000	2	3	5	5.3	2	0	3	0	1	6	4.0	
at Oregon	11/20/16	*	20	3-6	.500	0-1	.000	1-2	.500	1	6	7	5.8	5	0	0	0	1	7	4.8	
NORTHERN COLORADO	11/25/16	*	17	4-10	.400	0-0	.000	0-0	.000	2	5	7	6.0	0	0	0	0	2	8	5.4	
TULANE	11/27/16	*	22	3-9	.333	0-0	.000	2-2	1.000	3	4	7	6.2	1	0	2	1	1	8	5.8	
ABILENE CHRISTIAN	11/29/16	*	29	3-6	.500	0-0	.000	4-5	.800	3	2	5	6.0	2	1	2	4	1	10	6.4	
TEXAS STATE	12/1/16	*	21	3-5	.600	0-0	.000	0-2	.000	2	4	6	6.0	3	0	0	2	2	6	6.4	
at Texas	12/17/16	*	15	3-7	.429	1-1	1.000	0-0	.000	1	2	3	5.7	3	0	2	0	0	7	6.4	
Totals			9	182	23-53	.434	1-2	.500	11-17	.647	20	31	51	5.7	21	1	13	7	10	58	6.4

Games played: 9
Minutes/game: 20.2
Points/game: 6.4
FG Pct: 43.4
3FG Pct: 50.0
FT Pct: 64.7

Rebounds/game: 5.7
Assists/game: 0.1
Turnovers/game: 1.4
Assist/turnover ratio: 0.1
Steals/game: 1.1
Blocks/game: 0.8

Career Records

Points

10 vs. Abilene Christian (11/29/16)

Rebounds

7 (4x) last vs. Tulane (11/27/16)

Field Goals

4 vs. Northern Colorado (11/25/16)

3-point FGs

1 at Texas (12/17/16)

Free Throws

4 vs. Abilene Christian (11/29/16)

Assists

1 vs. Abilene Christian (11/29/16)

Blocks

4 vs. Abilene Christian (11/29/16)

Steals

2 (3x) last vs. Texas State (12/1/16)

Career Stats

Season	GP-GS	Min./Avg.	Total		3-PT		FT		Rebounds				Scoring							
			FG-FGA	Pct.	FG-FGA	Pct.	FT-FTA	Pct.	Off	Def	Tot	Avg.	PF	FO	A	TO	BLK	STL	PTS	Avg.
2016-17	9-9	182/20.2	23-53	.434	1-2	.500	11-17	.647	20	31	51	5.7	21	1	1	13	7	10	58	6.4
TOTAL	9-9	182/20.2	23-53	.434	1-2	.500	11-17	.647	20	31	51	5.7	21	1	1	13	7	10	58	6.4

2016-17 Player Notes:

- Garnered Conference USA Freshman of the Week honors on Dec. 5 after helping UTSA to back-to-back wins



TIJA HAWKINS

F • Freshman

Killeen, Texas • Shoemaker HS

23

#23 HAWKINS, Tija

Opponent	Date	gs	min	Total		3-Pointers		Free throws		Rebounds				pf	a	t/o	blk	stl	pts	avg
				fg-fga	pct	3fg-fga	pct	ft-fa	pct	off	def	tot	avg							
ANGELO STATE	11/11/16	2		0-0	.000	0-0	.000	0-0	.000	0	0	0	0.0	2	0	1	0	0	0	0.0
at UT Arlington	11/13/16	4		0-2	.000	0-0	.000	0-0	.000	0	1	1	0.5	0	0	0	0	0	0	0.0
TEXAS A&M-KINGSVILLE	11/16/16	16		2-5	.400	0-0	.000	0-0	.000	0	5	5	2.0	1	0	0	1	0	4	1.3
at Oregon	11/20/16	2		0-0	.000	0-0	.000	0-0	.000	0	0	0	1.5	1	0	0	0	0	0	1.0
NORTHERN COLORADO	11/25/16	dnp		-	-	-	-	-	-	-	-	-	-	-	-	-	-	-	-	-
TULANE	11/27/16	7		1-5	.200	0-0	.000	0-0	.000	0	2	2	1.6	1	0	0	0	0	2	1.2
ABILENE CHRISTIAN	11/29/16	dnp		-	-	-	-	-	-	-	-	-	-	-	-	-	-	-	-	-
TEXAS STATE	12/1/16	6		0-0	.000	0-0	.000	0-0	.000	1	0	1	1.5	0	0	4	0	0	0	1.0
at Texas	12/17/16	4		0-1	.000	0-0	.000	0-0	.000	0	0	0	1.3	0	0	0	0	0	0	0.9
Totals		0	41	3-13	.231	0-0	.000	0-0	.000	1	8	9	1.3	5	0	5	1	0	6	0.9

Games played: 7
Minutes/game: 5.9
Points/game: 0.9
FG Pct: 23.1

Rebounds/game: 1.3
Turnovers/game: 0.7
Blocks/game: 0.1

Career Records

Points
4 vs. TAMUK (11/16/16)

Rebounds
5 vs. TAMUK (11/16/16)

Field Goals
2 vs. TAMUK (11/16/16)

3-point FGs
-

Free Throws
-

Assists
-

Blocks
1 vs. TAMUK (11/16/16)

Steals
-

Season	GP-GS	Min./Avg.	Total		3-PT		Career Stats FT		Rebounds				Scoring					
			FG-FGA	Pct.	FG-FGA	Pct.	FT-FTA	Pct.	Off	Def	Tot	Avg.	PF	FO	A	TO	BLK	STL
2016-17	7-0	41/5.9	3-13	.231	0-0	.000	0-0	.000	1	8	9	1.3	5	0	0	5	1	0
TOTAL	7-0	41/5.9	3-13	.231	0-0	.000	0-0	.000	1	8	9	1.3	5	0	0	5	1	0

2016-17 Player Notes:



TESHA SMITH
C • Senior
 San Antonio, Texas • Wagner HS

30

#30 SMITH, Tessa

Opponent	Date	gs	min	Total		3-Pointers		Free throws		Rebounds				pf	a	t/o	blk	stl	pts	avg
				fg-fga	pct	3fg-fga	pct	ft-fa	pct	off	def	tot	avg							
ANGELO STATE	11/11/16	17	3-8	.375	0-0	.000	5-8	.625	2	6	8	8.0	4	0	1	1	1	11	11.0	
at UT Arlington	11/13/16	23	5-10	.500	0-0	.000	0-0	.000	4	5	9	8.5	2	0	5	0	3	10	10.5	
TEXAS A&M-KINGSVILLE	11/16/16	13	2-8	.250	0-0	.000	2-2	1.000	4	3	7	8.0	1	0	1	0	2	6	9.0	
at Oregon	11/20/16	15	1-3	.333	0-0	.000	0-0	.000	1	3	4	7.0	2	0	3	0	0	2	7.3	
NORTHERN COLORADO	11/25/16	22	8-13	.615	0-0	.000	3-4	.750	5	6	11	7.8	0	0	0	1	1	19	9.6	
TULANE	11/27/16	26	1-9	.111	0-0	.000	6-6	1.000	5	4	9	8.0	4	0	1	2	1	8	9.3	
ABILENE CHRISTIAN	11/29/16	29	5-13	.385	0-0	.000	7-9	.778	1	8	9	8.1	3	0	0	1	4	17	10.4	
TEXAS STATE	12/1/16	16	2-4	.500	0-0	.000	3-3	1.000	1	3	4	7.6	2	0	3	0	0	7	10.0	
at Texas	12/17/16	17	3-4	.750	0-0	.000	3-6	.500	1	4	5	7.3	4	0	1	2	0	9	9.9	
Totals		0	178	30-72	.417	0-0	.000	29-38	.763	24	42	66	7.3	22	0	15	7	12	89	9.9

Games played: 9
 Minutes/game: 19.8
 Points/game: 9.9
 FG Pct: 41.7
 FT Pct: 76.3

Rebounds/game: 7.3
 Turnovers/game: 1.7
 Steals/game: 1.3
 Blocks/game: 0.8

Career Records

Points

29 vs. Howard Payne (12/15/15)

Rebounds

17 vs. Louisiana Tech (1/28/16)

Field Goals

12 vs. Howard Payne (12/15/15)

3-point FGs

-

Free Throws

10 vs. East Carolina (2/20/14)

Assists

2 (2x) last vs. Middle Tennessee (1/9/16)

Blocks

3 (3x) last vs. Middle Tennessee (1/9/16)

Steals

4 vs. Abilene Christian (11/29/16)

Season	GP-GS	Min./Avg.	Total		3-PT		Career Stats FT		Rebounds				Scoring							
			FG-FGA	Pct.	FG-FGA	Pct.	FT-FTA	Pct.	Off	Def	Tot	Avg.	PF	FO	A	TO	BLK	STL	PTS	Avg.
2016-17	9-0	178/19.8	30-72	.417	0-0	.000	29-38	.763	24	42	66	7.3	22	0	0	15	7	12	89	9.9
2015-16	26-8	581/22.3	108-211	.512	0-0	.000	49-83	.590	82	134	216	8.3	74	3	9	60	22	12	265	10.2
2014-15	31-0	542/17.5	97-199	.487	0-0	.000	43-83	.518	69	118	187	6.0	92	6	6	61	13	7	237	7.6
2013-14	30-7	480/16.0	85-160	.531	0-0	.000	49-75	.653	60	108	168	5.6	82	1	4	33	20	13	219	7.3
TOTAL	96-15	1781/18.6	320-642	.498	0-0	.000	170-279	.609	235	402	637	6.6	270	10	19	169	62	44	810	8.4

2016-17 Player Notes:

- CAREER DOUBLE-DOUBLES: 15
- 2016-17: 1 double-double
- 2015-16: 7 double-doubles
- 2014-15: 3 double-doubles
- 2013-14: 4 double-doubles

31


Opponent	Date	gs	min	Total		3-Pointers		Free throws		Rebounds				pf	a	t/o	blk	stl	pts	avg	
				fg-fga	pct	3fg-fga	pct	ft-fa	pct	off	def	tot	avg								
ANGELO STATE	11/11/16	*	40	7	15	.467	2-6	.333	1-2	.500	1	2	3	3.0	1	0	3	1	17	17.0	
at UT Arlington	11/13/16	*	35	4-6	.667	3-4	.750	0-0	.000	0	3	3	3.0	4	0	1	0	0	11	14.0	
TEXAS A&M-KINGSVILLE	11/16/16	*	26	3-8	.375	2-6	.333	0-0	.000	0	1	1	2.3	1	0	0	1	1	8	12.0	
at Oregon	11/20/16	*	35	4-11	.364	3-7	.429	4-6	.667	1	3	4	2.8	1	0	2	0	0	15	12.8	
NORTHERN COLORADO	11/25/16	*	31	0-2	.000	0-1	.000	0-0	.000	0	2	2	2.6	2	1	6	0	0	0	10.2	
TULANE	11/27/16	*	38	3-11	.273	2-7	.286	0-0	.000	4	2	6	3.2	3	3	1	0	0	8	9.8	
ABILENE CHRISTIAN	11/29/16	*	34	3-9	.333	2-6	.333	0-0	.000	0	1	1	2.9	4	1	1	0	0	8	9.6	
TEXAS STATE	12/1/16	*	30	3-9	.333	3-7	.429	0-2	.000	0	4	4	3.0	2	1	2	0	0	9	9.5	
at Texas	12/17/16	*	34	1-9	.111	0-6	.000	1-1	1.000	0	1	1	2.8	0	0	2	0	3	3	8.8	
Totals			9	303	28-80	.350	17-50	.340	6-11	.545	6	19	25	2.8	18	6	19	1	5	79	8.8

Rebounds/game: 2.8
Assists/game: 0.7
Turnovers/game: 2.1
Assist/turnover ratio: 0.3
Steals/game: 0.6
Blocks/game: 0.1

3 at Texas (12/17/16)

Season	GP-GS	Min./Avg.	Career Stats																	
			Total		3-PT		FT		Rebounds				Scoring							
			FG-FGA	Pct.	FG-FGA	Pct.	FT-FTA	Pct.	Off	Def	Tot	Avg.	PF	FO	A	TO	BLK	STL	PTS	Avg.
2016-17	9-9	303/33.7	28-80	.350	17-50	.340	6-11	.545	6	19	25	2.8	18	0	6	19	1	5	79	8.8
2015-16	28-9	427/15.3	45-131	.344	35-92	.380	16-26	.615	10	32	42	1.5	21	0	18	13	5	8	141	5.0
2014-15	20-1	220/11.0	25-78	.321	22-65	.338	2-2	1.000	5	7	12	0.6	15	0	9	10	1	6	74	3.7
TOTAL	57-19	950/16.7	98-289	.339	74-207	.357	24-39	.615	21	58	79	1.4	54	0	33	42	7	19	294	5.2

- Set or matched career high's twice this season in points and free throws made
- Three performances in double figures, including a season/career high 17 points against Angelo State



LORYN GOODWIN

G • Junior

Cypress, Texas • Butler

32

#32 GOODWIN, Loryn

Opponent	Date	gs	min	Total		3-Pointers		Free throws		Rebounds			pf	a	t/o	blk	stl	pts	avg
				fg-fga	pct	3fg-fga	pct	ft-fa	pct	off	def	tot							
ANGELO STATE	11/11/16	*	40	12-25	.480	3-6	.500	10-17	.588	2	3	5	5.0	2	4	2	0	37	37.0
at UT Arlington	11/13/16	*	39	4-11	.364	0-1	.000	6-10	.600	1	2	3	4.0	2	6	5	0	14	25.5
TEXAS A&M-KINGSVILLE	11/16/16	*	31	8-12	.667	0-2	.000	6-8	.750	0	5	5	4.3	1	4	3	0	22	24.3
at Oregon	11/20/16	*	39	5-15	.333	0-3	.000	8-12	.667	1	5	6	4.8	1	7	2	0	18	22.8
NORTHERN COLORADO	11/25/16	*	38	6-13	.462	2-4	.500	2-5	.400	1	4	5	4.8	2	0	1	1	16	21.4
TULANE	11/27/16	*	33	6-17	.353	2-6	.333	2-5	.400	1	5	6	5.0	4	5	2	0	16	20.5
ABILENE CHRISTIAN	11/29/16	*	34	6-17	.353	1-3	.333	3-6	.500	2	3	5	5.0	2	6	2	0	16	19.9
TEXAS STATE	12/1/16	*	29	6-12	.500	1-4	.250	7-10	.700	0	7	7	5.3	2	7	3	1	20	19.9
at Texas	12/17/16	*	31	0-11	.000	0-1	.000	4-6	.667	3	5	8	5.6	3	0	2	0	4	18.1
Totals		9	314	53-133	.398	9-30	.300	48-79	.608	11	39	50	5.6	19	39	22	2	163	18.1

Games played: 9
Minutes/game: 34.9
Points/game: 18.1
FG Pct: 39.8
3FG Pct: 30.0
FT Pct: 60.8

Rebounds/game: 5.6
Assists/game: 4.3
Turnovers/game: 2.4
Assist/turnover ratio: 1.8
Steals/game: 3.0
Blocks/game: 0.2

Career Records

Points

37 vs. Angelo State (11/11/16)

Rebounds

15 vs. Creighton (1/4/15)

Field Goals

12 vs. Angelo State (11/11/16)

3-point FGs

7 (2x) last at La.-Monroe (2/14/13)

Free Throws

10 vs. Angelo State (11/11/16)

Assists

7 (4x) last vs. Texas State (12/1/16)

Blocks

1 (7x) last vs. Texas State (12/1/16)

Steals

8 (2x) last vs. Abilene Christian (11/29/16)

Season	GP-GS	Min./Avg.	Career Stats																	
			Total		3-PT		FT		Rebounds				Scoring							
			FG-FGA	Pct.	FG-FGA	Pct.	FT-FTA	Pct.	Off	Def	Tot	Avg.	PF	FO	A	TO	BLK	STL	PTS	Avg.
2016-17	9-9	314/34.9	53-133	.398	9-30	.300	48-79	.608	11	39	50	5.6	19	0	39	22	2	27	163	18.1
2014-15*	23-21	811/35.3	125-321	.389	23-73	.315	86-118	.729	28	117	145	6.3	56	1	78	83	5	48	359	15.6
2012-13*	30-19	843/28.1	122-338	.361	65-177	.367	83-113	.735	43	90	133	4.4	60	1	35	68	0	86	392	13.1
TOTAL	62-49	1968/31.7	300-792	.379	97-280	.346	217-310	.700	82	246	328	5.3	135	2	152	173	7	161	914	14.7

* denotes stats from previous school

2016-17 Player Notes:

- Scored 37 points in debut with UTSA and was three points shy of matching the program record of 40 points in a game set by Starlite Williams in 1986
- Tabbed Conference USA Honor Roll Player of the Week in first week of awards
- One steal shy of matching the single-game record set by Rhonda Hoffman in 1984



BILLIE MARLOW

C • Junior

Copenhagen, Denmark • Collin County

40

Career Records

Points
13 at Southwestern Christian (2/20/16)

Rebounds
10 at Paris (11/7/15)

Assists
4 at Paris (11/7/15)

Field Goals
4 (3x) last vs. Midland (3/4/16)

3-point FGs
2 (2x) last vs. Midland (3/4/16)

Free Throws
5 at Southwestern Christian (2/20/16)

Blocks
4 at Southern-Shreveport (10/31/15)

Steals
4 vs. Midland (3/4/16)

#40 MARLOW, Billie

Opponent	Date	gs	min	Total		3-Pointers		Free throws		Rebounds				pf	a	t/o	blk	stl	pts	avg
				fg-fga	pct	3fg-fga	pct	ft-fta	pct	off	def	tot	avg							
ANGELO STATE	11/11/16	6		0-0	.000	0-0	.000	0-0	.000	0	0	0	0.0	0	0	0	0	0	0	0.0
at UT Arlington	11/13/16	2		0-1	.000	0-0	.000	0-0	.000	0	0	0	0.0	0	0	0	0	0	0	0.0
TEXAS A&M-KINGSVILLE	11/16/16	13		2-6	.333	1-3	.333	1-1	1.000	2	3	5	1.7	0	0	0	0	0	6	2.0
at Oregon	11/20/16	7		1-3	.333	1-2	.500	0-0	.000	0	1	1	1.5	1	0	1	0	0	3	2.3
NORTHERN COLORADO	11/25/16	dnp		-	-	-	-	-	-	-	-	-	-	-	-	-	-	-	-	-
TULANE	11/27/16	2		0-0	.000	0-0	.000	0-0	.000	0	0	0	1.2	1	0	0	0	0	0	1.8
ABILENE CHRISTIAN	11/29/16	3		0-0	.000	0-0	.000	0-0	.000	0	0	0	1.0	0	0	2	0	0	0	1.5
TEXAS STATE	12/1/16	10		1-3	.333	0-1	.000	0-0	.000	2	3	5	1.6	2	1	0	0	1	2	1.6
at Texas	12/17/16	16		1-4	.250	0-0	.000	0-0	.000	2	4	6	2.1	3	0	1	0	0	2	1.6
Totals		0	59	5-17	.294	2-6	.333	1-1	1.000	6	11	17	2.1	7	1	4	0	1	13	1.6

Games played: 8
Minutes/game: 7.4
Points/game: 1.6
FG Pct: 29.4
3FG Pct: 33.3
FT Pct: 100.0

Rebounds/game: 2.1
Assists/game: 0.1
Turnovers/game: 0.5
Assist/turnover ratio: 0.3
Steals/game: 0.1

Career Stats

Season	GP-GS	Min./Avg.	Total		3-PT		FT		Rebounds				Scoring							
			FG-FGA	Pct.	FG-FGA	Pct.	FT-FTA	Pct.	Off	Def	Tot	Avg.	PF	FO	A	TO	BLK	STL	PTS	Avg.
2016-17	8-0	59/7.4	5-17	.294	2-6	.333	1-1	1.000	6	11	17	2.1	7	0	1	4	0	1	13	1.6
2015-16*	32-10	509/15.9	52-132	.394	6-17	.353	22-30	.733	52	95	147	4.6	47	0	26	30	17	19	132	4.1
2014-15*	29-2	455/15.7	32-67	.478	0-0	.000	8-11	.727	44	65	109	3.8	57	2	10	30	14	23	72	2.5
TOTAL	68-12	1013/14.9	88-213	.413	8-22	.364	31-42	.738	100	168	268	3.9	109	2	36	64	31	42	215	3.2

*denotes stats from previous school

2016-17 Player Notes:

Team Records

Most Points

Game - 113 vs. Schreiner (11/24/90)
Season - 2,392 vs. 30 games (1990-91)

Fewest Points

Game - 30 at TCU (11/14/11)
Half - 10 at UT Arlington (1/27/97)
Quarter - 4 (2x) last at Southern Miss (2/20/16)
Season - 1,455 in 28 games (2001-02)

Highest Victory Margin

67 (105-38) vs. Prairie View A&M (12/7/93)
67 (96-29) vs. Prairie View A&M (2/10/83)

Highest Loss Margin

57 (39-96) at Texas Tech (12/2/98)

Highest Scoring Average

Season - 79.7 in 30 games (1990-91)

Lowest Scoring Average

Season - 51.9 in 28 games (2001-02)

Most Field Goals Made

Game - 45 vs. Schreiner (11/24/90)
Season - 872 (1983-84)

Fewest Field Goals Made

Game - 8 at TCU (11/14/11)
Season - 516 (2001-02)

Most Field Goals Attempted

Game - 78 at Rice (1/4/10)
Season - 2,069 (2008-09)

Fewest Field Goals Attempted

Game - 36 at Baylor (12/16/96)
36 vs. South Alabama (11/15/11)
Season - 1,367 (1998-99)

Highest Field Goal Percentage

Game - .706 vs. Texas Southern (12/5/96)
Season - .478 (800-1,675); 1984-85

Lowest Field Goal Percentage

Game - .133 (8-60) at TCU (11/14/11)
Season - .344 (549-1,596); 2011-12

Most Free Throws Made

Game - 33 vs. Oral Roberts (2/22/86)
33 at Texas Tech (12/17/88)
Season - 531 (1990-91)

Fewest Free Throws Made

Game - 0 vs. St. Bonaventure (12/21/10)
Season - 277 (2015-16)

Most Free Throws Attempted

Game - 45 vs. Texas State (12/22/13)
Season - 789 (1990-91)

Fewest Free Throws Attempted

Game - 3 vs. St. Mary's (2/14/84)
3 vs. St. Bonaventure (12/21/10)
Season - 427 (1981-82)

Highest Free Throw Percentage

Game - .944 (17-18) vs. UNT (1/22/96)
Season - .726 (462-636); 2010-11

Lowest Free Throw Percentage

Game - .000 (0-3) vs. St. Bonaventure (12/21/10)
Season - .619 (289-467); 1993-94

Most 3-point Field Goals Made

Game - 13 vs. Tulsa (1/5/09)
13 vs. Tulsa (3/11/14)
Season - 229 (2008-09)

Fewest 3-point Field Goals Made

Game - 0 multiple times
Season - 47 (1996-97)

Most 3-point Field Goals Attempted

Game - 37 vs. UT-Arlington (2/14/09)
Season - 698 (2008-09)

Most Rebound

Game - 64 vs. Prairie View A&M (2/8/90)
Season - 1,441 (2008-09)

Fewest Rebounds

Game - 21 at UT-Arlington (1/23/07)
Season - 863 (1998-99)

Most Assists

Game - 34 vs. Southwestern (11/22/83)
34 vs. Oklahoma City (2/27/84)
Season - 529 (1981-82)

Fewest Assists

Game - 1 at Creighton (2/10/87)
Season - 265 (2011-12)

Most Steals

Game - 32 at Hardin Simmons (2/6/84)
Season - 373 (1986-87)

Fewest Steals

Game - 0 multiple times
Season - 163 (1998-99)

Most Blocked Shots

Game - 16 vs. Texas Southern (12/28/15)
Season - 138 (2010-11, 2011-12)

Fewest Blocked Shots

Game - 0 multiple times
Season - 22 (1996-97)

Most Turnovers

Game - 38 vs. Sam Houston St. (1/12/95)
Season - 679 (1991-92)

Fewest Turnovers

Game - 5 vs. McNeese St. (2/5/12)
Season - 420 (1997-98)

Most Fouls

Game - 36 vs. Louisiana Tech (1/28/16)
Season - 653 (1983-84)

Fewest Fouls

Game - 8 vs. A&M-Corpus Christi (2/2/08)
Season - 471 (2002-03)

Most Disqualifications

Season - 31 (2011-12)

Individual Records

Points

Game - 40 by Starlite Williams vs. St. Mary's (12/16/86)
 Season - 583 by Tammy Rogers (1990-91)
 Career - 1,607 by Starlite Williams (1983-87)

Scoring Average

Season - 20.7 by Starlite Williams (1986-87)
 Career - 16.6 by Starlite Williams (1983-87)

Field Goals Made

Game - 16 by Starlite Williams vs. St. Mary's (12/16/86)
 Season - 229 by Starlite Williams (1986-87)
 Career - 674 by Starlite Williams (1983-87)

Field Goals Attempted

Game - 33 by Tammy Rogers vs. Alaska Anchorage (2/23/91)
 Season - 482 by Tammy Rogers (1990-91)
 Career - 1,305 by Starlite Williams (1983-87)

Field Goal Percentage (minimum attempts)

Game (10) - .928 (13-14) by Starlite Williams vs. Alabama (12/5/86)
 Season (200) - .657 (184-280) by Margaret Martinovich (1984-85)
 Career - .566 (589-1,039) by Margaret Martinovich (1981-85)

Free Throws Made

Game - 17 by Amber Gregg vs. Texas State (2/26/11)*
 17 by Monica Gibbs vs. Texas State (3/4/09)*
 Season - 167 by Monica Gibbs (2008-09)
 167 by Tammy Rogers (1990-91)
 Career - 553 by Angel Singleton (1993-98)*

Free Throws Attempted

Game - 24 vs. Monica Gibbs vs. Texas State (3/4/09)*
 Season - 282 by Angel Singleton (1996-97)
 Career - 811 by Angel Singleton (1993-98)

Free Throw Percentage (minimum)

Game (10) - 1.000 (12-12) by Whitney York vs. Central Arkansas (2/10/10)
 1.000 (11-11) by Starlite Williams vs. Nevada (11/29/86)
 Season (25) - .903 (28-31) by Rhonda Hoffman (1983-84)
 Career (100) - .822 (259-315) by Amber Gregg (2007-11)*

3-point Field Goals Made

Game - 8 by Terrie Davis vs. Lamar (1/12/08)
 Season - 82 by Terrie Davis (2007-08)*
 Career - 200 by Amber Gregg (2007-11)*

Consecutive 3-pointers Made

9 by Nicole Dunson (1 at UT Arlington (2/10/05); 3 vs. Texas State (2/12/05); 5 at Southeastern La. (2/17/05))

3-point Field Goals Attempted

Game - 16 by Jordan Stark vs. UT-Arlington (3/14/09)
 16 by Simone Young at TCU (12/5/12)
 Season - 224 by Terrie Davis (2007-08)
 Career - 633 by Amber Gregg (2007-11)

3-point Percentage (minimum)

Game (5) - .875 (7-8) by Rosie Smith vs. SFA (1/8/98)*
 Season (75) - .441 (52-118) by Nicole Dunson (2005-06)
 Career (150) - .419 (98-234) by Nicole Dunson (2004-06)

Rebounds

Game - 24 by Margaret Martinovich vs. A&M-Kingsville (11/27/81)
 Season - 351 by Onika Anderson (2008-09)
 Career - 990 by Monica Gibbs (2005-09)

Rebound Average (minimum)

Season (25) - 10.6 (26 games) by Onika Anderson (2008-09)
 Career (50) - 9.8 (59 games) by Onika Anderson (2007-09)

Assists

Game - 15 by Monica Gibbs vs. Huston-Tillotson (12/6/08)*
 Season - 221 by Monica Gibbs (2008-09)*
 Career - 693 by Monica Gibbs (2005-09)*

Steals

Game - 9 by Rhonda Hoffman vs. Sam Houston State (1/27/84)
 Season - 92 by Starlite Williams (1986-87)
 Career - 281 by Starlite Williams (1983-87)

Blocked Shots

Game - 8 by Alysse Davis vs. Huston-Tillotson (11/14/10)
 8 by Kim Duncan vs. Texas State (1/24/85)
 Season - 78 by Alysse Davis (2010-11)*
 Career - 105 by Whitney Wright (2009-13)

Games Played

123 by Monica Gibbs (2005-09)

Double-doubles

Season - 16 by Onika Anderson (2008-09)
 Career - 21 by Monica Gibbs (2005-09)

Triple-doubles

Season - 3 by Monica Gibbs (2008-09)
 Career - 3 by Monica Gibbs (2005-09)

100-point Games

Score.....	Opponent	Date
113-89.....	Schreiner	11/24/90
113-91.....	Oklahoma City.....	2/27/84
106-65	Howard Payne.....	12/15/15
105-38	Prairie View A&M.....	12/7/93
100-62	St. Mary's	1/24/89
100-46	Southwestern	11/28/83

90-point Games

Score.....	Opponent	Date
99-93 (OT)	at Tulane	2/16/91
99-65	UTEP	3/1/86
99-73	Texas State	1/3/84
98-84	New Mexico State	12/31/90
97-89 (OT)	at Central Arkansas	2/11/09
96-78	Sam Houston State	1/29/91
96-29	Prairie View A&M.....	2/10/83
93-62	at Texas A&M-Corpus Christi	2/23/11
93-55	Huston-Tillotson	12/6/08
93-77	SMU	2/9/91
93-48	Texas A&M-Commerce	1/12/87
92-52	Nicholls.....	2/17/94
92-79	UTEP	2/11/84
92-56	Huston-Tillotson	1/29/83
92-57	Texas Lutheran.....	12/2/82
91-30	Texas Southern	12/5/96
90-89	Tulsa	3/11/14
90-89 (2OT) ...	vs. Miami (Ohio)	12/29/07
90-53	Southeastern Louisiana	3/3/01
90-41	Hardin-Simmons	2/20/84

Opponent Records

(against UTSA)

Individual Opponent Records

Points Scored

45 by Kelia Shelton, Louisiana Tech (2/7/13)

Points Scored/Conference Game

45 by Kelia Shelton, Louisiana Tech (2/7/13)

Field Goals

16 by Lisa Foss, No. Illinois (2/22/91)

16 by Kelia Shelton, Louisiana Tech (2/7/13)

Field Goals/Conference Game

16 by Kelia Shelton, Louisiana Tech (2/7/13)

Free Throws

18 by Jennie Simms, Old Dominion (2/27/16)

Free Throws/Conference Game

18 by Jennie Simms, Old Dominion (2/27/16)

Free Throw Attempts

21 by Jennie Simms, Old Dominion (2/27/16)

21 by Katrina Price, SFA (3/5/98)

Free Throw Attempts/Conference

21 by Jennie Simms, Old Dominion (2/27/16)

21 by Katrina Price, SFA (3/5/98)

3-Point FG

9 by Carin Stites, Oklahoma (1/21/91)

9 by Angela Branch, ULM (12/30/93)

3-Point FG/Conference Game

9 by Angela Branch, ULM (12/30/93)

Rebounds

21 by Kris Veatch, New Mexico St., (1/23/88)

21 by Yolanda Wilkerson, Texas St. (12/24/96)

Rebounds/Conference Game

21 by Yolanda Wilkerson, Texas St. (12/24/96)

Assists

14 by Amy Sheiron, Sam Houston (2/18/99)

Turnovers

12 by Lakeita Richardson, Sam Houston (2/10/94)

Blocked Shots

8 by Cheyenne Parker, Middle Tenn. (1/29/15)

8 by Kianna Vines, Texas Southern (12/28/15)

Steals

11 by Leslie Hale, Sam Houston (2/11/95)

Team Records

Points Scored

115 by Houston (12/18/89)

Points Scored/Conference Game

102 by Stephen F. Austin (2/3/96)

Points Scored in a Half

66 (1st half) by Houston (12/18/89)

60 (2nd half) by Houston (11/27/90)

Fewest Points Scored

26 by Prairie View A&M (1/29/83)

Fewest Points/Conference Game

37 by Texas A&M-Corpus Christi (2/17/10)

Fewest Points Scored in a Half/Quarter

8 (1st half) by Prairie View A&M (12/3/96)

2 (1st quarter) by Texas A&M-Kingsville (11/16/16)

Most Field Goals Made

47 by Houston (11/27/90)

Fewest Field Goals Made

7 by Schreiner (11/15/09)

Fewest Field Goals/Conference Game

12 by Southeastern Louisiana (1/4/01)

Fewest Field Goals in a Half

1 by Prairie View A&M (12/3/96)

1 by Schreiner (11/15/09)

Most FG Attempts

90 by Houston (11/27/90)

Highest FG Percentage

67.8% (40-59) by Stephen F. Austin (1/8/00)

Highest FG Percentage in a Half

72% by Baylor (12/16/96)

Lowest FG Percentage

14% (7-50) by Schreiner (11/15/09)

14% (4-28) by Texas A&M-Kingsville (11/16/16)

Most Free Throws Made

33 by Oral Roberts (2/22/86)

33 by Texas Tech (12/17/88)

Fewest Free Throws Made

1 by 5 opponents, most recent by Texas St. (1/28/09)

Most 3-Point FG

13 by Oklahoma (1/21/91)

13 by Howard Payne (12/15/15)

Most 3-Point FG Made/Conference Game

11 by Sam Houston St. (1/19/06)

Most 3-Point FG Attempts

40 by New Mexico St. (12/31/90)

Most 3-Point FG Attempts/Conference Game

34 by Nicholls (2/19/11)

Highest 3-Point FG Percentage

66.7% by four opponents, most recent by UAB (6-of-9)(1/31/15)

Most Rebounds

64 by Prairie View A&M (2/8/90)

64 by Louisiana-Monroe (12/30/93)

Most Rebounds/Conference Game

64 by Louisiana-Monroe (12/30/93)

Most Assists

38 by Northwestern St. (2/20/93)

Most Assists/Conference Game

38 by Northwestern St. (2/20/93)

Most Turnovers

43 by A&M-Commerce (1/12/87)

Most Fouls

36 by Angelo St. (1/11/82)

Most Fouls/Conference Game

28 by UTEP (3/3/16)

Fewest Fouls

7 by McNeese St. (2/19/94)

Most Blocks

13 by Idaho (1/26/13); Southern Miss (12/28/15)

Most Steals

31 by Houston (11/27/90)

ALL-TIME VS. RANKED OPPONENTS

By Date

Dec. 5, 1985	vs. No. 25 Houston	L, 52-63
Dec. 13, 1986	at No. 22 Texas Tech	L, 62-75
Jan. 9, 1988	at No. 25 Stephen F. Austin	L, 58-81
Dec. 19, 1988	vs. No. 19 Stephen F. Austin	L, 59-66
Nov. 22, 1997	vs. No. 19 Texas Tech	L, 44-57
Dec. 2, 1998	at No. 12 Texas Tech	L, 39-96
Dec. 30, 2001	vs. No. 19 Auburn	L, 50-73
Dec. 31, 2003	vs. No. 11 Kansas State	L, 45-75
Dec. 19, 2005	at No. 10 Arizona State	L, 64-78
Dec. 20, 2006	vs. No. 13 Purdue	L, 50-75
March 22, 2008	vs. No. 8 Texas A&M	L, 52-91
Nov. 16, 2008	at No. 24 TCU	L, 60-73
March 22, 2009	vs. No. 5 Baylor	L, 82-87 (OT)
Nov. 13, 2009	at No. 10 Texas	L, 60-71
Dec. 19, 2009	vs. No. 6 Florida State	L, 50-65
Nov. 19, 2010	vs. No. 23 TCU	L, 59-83
Nov. 15, 2014	vs. No. 9 Texas	L, 68-48
Jan. 24, 2015	vs. No. 24 WKU	W, 64-63
Nov. 14, 2015	at No. 11 Texas	L, 53-90
Dec. 13, 2015	at No. 17 Oklahoma	L, 80-41
March 3, 2016	vs. No. 25 UTEP	W, 69-64
Nov. 11, 2016	vs. No. 24 Angelo State (DII)	L, 77-85

2-20

By Rank

March 22, 2009	vs. No. 5 Baylor	L, 82-87 (OT)
Dec. 19, 2009	vs. No. 6 Florida State	L, 50-65
March 22, 2008	vs. No. 8 Texas A&M	L, 52-91
Nov. 15, 2014	vs. No. 9 Texas	L, 68-48
Dec. 19, 2005	at No. 10 Arizona State	L, 64-78
Nov. 13, 2009	at No. 10 Texas	L, 60-71
Dec. 31, 2003	vs. No. 11 Kansas State	L, 45-75
Nov. 14, 2015	at No. 11 Texas	L, 53-90
Dec. 2, 1998	at No. 12 Texas Tech	L, 39-96
Dec. 20, 2006	vs. No. 13 Purdue	L, 50-75
Dec. 13, 2015	at No. 17 Oklahoma	L, 80-41
Dec. 19, 1988	vs. No. 19 Stephen F. Austin	L, 59-66
Nov. 22, 1997	vs. No. 19 Texas Tech	L, 44-57
Dec. 30, 2001	vs. No. 19 Auburn	L, 50-73
Dec. 13, 1986	at No. 22 Texas Tech	L, 62-75
Nov. 19, 2010	vs. No. 23 TCU	L, 59-83
Nov. 16, 2008	at No. 24 TCU	L, 60-73
Jan. 24, 2015	vs. No. 24 WKU	W, 64-63
Nov. 11, 2015	vs. No. 24 Angelo State (DII)	L, 77-85
Dec. 5, 1985	vs. No. 25 Houston	L, 52-63
Jan. 9, 1988	at No. 25 Stephen F. Austin	L, 58-81
March 3, 2016	vs. No. 25 UTEP	W, 69-64

2-20

Career Top-10

Points

Name	Yr.	Points
1. Starlite Williams	1983-87	1,607
2. Angel Singleton	1994-98	1,565
3. Margaret Martinovich	1981-85	1,480
4. Monica Gibbs	2005-09	1,460
5. Tisha Boldt	1986-91	1,379
6. Kamra King	2011-15	1,367
7. Tammy Rogers	1987-91	1,343
8. Michelle Martin	1989-93	1,192
9. Sharon Wilson	1985-89	1,173
10. Amber Gregg	2007-11	1,143

Scoring Average

Name	Games	Avg
1. Starlite Williams (83-87)	97	16.5
2. Rosie Smith (97-99)	54	16.3
3. Valerie Wells (82-84)	54	15.3
4. Angel Singleton (93-98)	105	14.9
5. Nikki Hendrix (01-04)	78	14.4
6. Vivian Ewalefo (05-07)	60	14.1
Denise Forestier (990-92)	38	14.1
Karen Gaskin (88-90)	54	14.1
9. Tammy Rogers (87-91)	96	14.0
10. Margaret Martinovich (81-85)	108	13.7

Field Goals Made

Name	Games	FG
1. Starlite Williams (83-87)	97	674
2. Margaret Martinovich (81-85)	108	589
3. Tisha Boldt (86-91)	111	561
4. Angel Singleton (93-98)	105	506
5. Kim Maxwell (81-84)	81	502
6. Monica Gibbs (05-09)	123	490
7. Sharon Wilson (85-89)	102	460
8. Tammy Rogers (87-91)	96	451
9. Michelle Martin (89-93)	103	444
10. Nikki Hendrix (01-04)	81	426

Field Goal Percentage (min. 200)

Name	Games	FG%
1. Margaret Martinovich (81-85)	108	.567
2. Onika Anderson (07-09)	59	.527
3. Starlite Williams (83-87)	97	.516
4. Valerie Wells (82-84)	54	.514
5. Angel Singleton (93-98)	105	.511
6. Karen Gaskin (88-90)	54	.509
7. Tisha Boldt (86-91)	111	.505
8. Tesha Smith (2013-P)	96	.498
9. Akunna Elonu (2012-16)	110	.495
10. Kim Maxwell (81-84)	81	.479

Rebounds

Name	Games	Reb
1. Monica Gibbs (05-09)	123	990
2. Margaret Martinovich (81-85)	108	778
3. Angel Singleton (93-98)	105	730
4. Tisha Boldt (86-91)	111	675
5. Tesha Smith (2013-P)	96	637
6. Starlite Williams (83-87)	97	636
7. Akunna Elonu (2012-15)	110	607
8. Michelle Martin (89-93)	103	590
9. Onika Anderson (07-09)	59	579
10. Debbye Groves (84-88)	101	550

Rebounding Average

Name	Games	Avg
1. Onika Anderson (07-09)	59	9.8
2. Ashleigh Franklin (09-11)	58	8.7
3. Monica Gibbs (05-09)	123	8.0
4. Vivian Ewalefo (05-07)	60	7.6
5. Valerie Wells (82-84)	54	7.4
6. Margaret Martinovich (81-85)	108	7.2
7. Angel Singleton (93-98)	105	7.0
8. Tesha Smith (2013-P)	96	6.6
Keelah Williams (98-00)	52	6.6
Starlite Williams (83-87)	97	6.6
10. Mantha Emory (93-95)	52	6.4

3-point Field Goals Made

Name	Games	3-pt
1. Amber Gregg (07-11)	118	200
2. Terrie Davis (04-08)	118	195
3. Ashley Spaletta (2011-15)	119	174
4. Kamra King (2011-15)	121	128
5. Philicia Ross (90-94)	96	121
6. Jordan Stark (07-09)	53	111
7. Alysse Davis (08-11)	57	102
8. Nicole Dunson (04-06)	54	98
9. Rosie Smith (96-98)	54	94
10. Tammy Rogers (87-91)	96	86

Assists

Name	Games	Ast
1. Monica Gibbs (05-09)	123	693
2. Tammy Rogers (87-91)	96	377
3. Rhonda Hoffman (83-87)	102	375
4. Sharon Wilson (85-89)	102	355
5. Joyce Howard (96-98)	53	333
6. Shelley Seale (81-83)	54	296
7. Kim Reed (01-05)	112	272
8. Karen Kroen (83-87)	73	263
9. Kim Maxwell (81-84)	81	259
10. Whitney York (2007-13)	96	249

Steals

Name	Games	Steals
1. Starlite Williams (83-87)	97	281
2. Kamra King (2011-15)	121	240
3. Michelle Martin (89-93)	103	227
4. Sharon Wilson (85-89)	102	223
5. Rhonda Hoffman (83-87)	102	222
6. Monica Gibbs (05-09)	123	207
7. Terrie Davis (04-08)	118	173
8. Tammy Rogers (87-91)	96	165
9. Ashley Spaletta (2011-15)	119	153
10. Latifa Northern (98-02)	109	144

Blocks

Name	Games	Bk
1. Whitney Wright (09-13)	114	105
2. Alysse Davis (08-11)	57	98
3. Kim Duncan (83-85)	55	93
4. Starlite Williams (83-87)	97	88
5. Mantha Emory (93-95)	52	81
6. Lacy Mingee (01-06)	113	70
7. Monica Gibbs (05-09)	90	69
8. Katie Sandefur (02-06)	116	66
Ryba Pawlaczyk (07-09)	60	66
10. Tesha Smith (2013-P)	96	62

Games Played

Name	Yrs.	Games
1. Monica Gibbs	2005-09	123
2. Kamra King	2011-15	121
3. Ashley Spaletta	2011-15	119
4. Terrie Davis	2004-08	118
Amber Gregg	2007-11	118
6. Katie Sandefur	2002-06	116
7. Lacy Mingee	2001-06	115
8. Whitney Wright	2009-13	114
9. Kim Reed	2001-05	112
10. Tisha Boldt	1987-91	111

Games Started

Name	Yrs.	Starts
1. Kamra King	2011-15	118
2. Monica Gibbs	2005-09	113
3. Angel Singleton	1994-98	101
4. Terrie Davis	2004-08	99
5. Starlite Williams	1983-87	92
6. Tammy Rogers	1987-91	90
Tisha Boldt	1986-91	87
8. Amber Gregg	2007-11	86
9. Latifa Northern	1998-02	84
Whitney York	2008-13	84

2016-17 UTSA Roadrunners Basketball
UTSA Combined Team Statistics (as of Dec 17, 2016)
All games

RECORD:	OVERALL	HOME	AWAY	NEUTRAL
ALL GAMES	3-6	3-3	0-3	0-0
CONFERENCE	0-0	0-0	0-0	0-0
NON-CONFERENCE	3-6	3-3	0-3	0-0

##	Player	gp-gs	min	avg	Total		3-Point		F-Throw		Rebounds				pf	dq	a	to	blk	stl	pts	avg
					fg-fga	fg%	3fg-fga	3fg%	ft-fga	ft%	off	def	tot	avg								
32	GOODWIN, Loryn	9-9	314	34.9	53-133	.398	9-30	.300	48-79	.608	11	39	50	5.6	19	0	39	22	2	27	163	18.1
30	SMITH, Tesha	9-0	178	19.8	30-72	.417	0-0	.000	29-38	.763	24	42	66	7.3	22	0	0	15	7	12	89	9.9
31	HEINEMAN, Carlie	9-9	303	33.7	28-80	.350	17-50	.340	6-11	.545	6	19	25	2.8	18	0	6	19	1	5	79	8.8
01	KIEJDROWSKA, Kasia	9-9	217	24.1	26-70	.371	9-33	.273	9-11	.818	7	24	31	3.4	17	1	3	11	1	8	70	7.8
04	CHIDOMERE, Crystal	9-0	216	24.0	31-68	.456	0-1	.000	3-7	.429	8	23	31	3.4	22	1	18	24	4	11	65	7.2
21	BENSON, Marie	9-9	182	20.2	23-53	.434	1-2	.500	11-17	.647	20	31	51	5.7	21	1	1	13	7	10	58	6.4
03	DUKES, Alexis	6-0	90	15.0	6-22	.273	0-4	.000	5-8	.625	2	3	5	0.8	9	0	8	12	0	3	17	2.8
15	TOTH, Timea	9-9	146	16.2	8-23	.348	0-0	.000	1-2	.500	18	15	33	3.7	15	0	2	13	1	7	17	1.9
40	MARLOW, Billie	8-0	59	7.4	5-17	.294	2-6	.333	1-1	1.000	6	11	17	2.1	7	0	1	4	0	1	13	1.6
23	HAWKINS, Tija	7-0	41	5.9	3-13	.231	0-0	.000	0-0	.000	1	8	9	1.3	5	0	0	5	1	0	6	0.9
20	KEKEC, Kourtney	7-0	38	5.4	0-7	.000	0-5	.000	4-6	.667	3	3	6	0.9	8	0	1	6	0	1	4	0.6
13	COUSIN, Deja	4-0	16	4.0	0-3	.000	0-3	.000	1-2	.500	0	1	1	0.3	1	0	0	0	0	0	1	0.3
Team											17	21	38					5				
Total.....		9	1800		213-561	.380	38-134	.284	118-182	.648	123	240	363	40.3	164	3	79	149	24	85	582	64.7
Opponents.....		9	1800		231-576	.401	58-184	.315	100-155	.645	121	249	370	41.1	175	5	130	145	26	71	620	68.9

TEAM STATISTICS	UTSA	OPP
SCORING	582	620
Points per game	64.7	68.9
Scoring margin	-4.2	-
FIELD GOALS-ATT	213-561	231-576
Field goal pct	.380	.401
3 POINT FG-ATT	38-134	58-184
3-point FG pct	.284	.315
3-pt FG made per game	4.2	6.4
FREE THROWS-ATT	118-182	100-155
Free throw pct	.648	.645
F-Throws made per game	13.1	11.1
REBOUNDS	363	370
Rebounds per game	40.3	41.1
Rebounding margin	-0.8	-
ASSISTS	79	130
Assists per game	8.8	14.4
TURNOVERS	149	145
Turnovers per game	16.6	16.1
Turnover margin	-0.4	-
Assist/turnover ratio	0.5	0.9
STEALS	85	71
Steals per game	9.4	7.9
BLOCKS	24	26
Blocks per game	2.7	2.9
ATTENDANCE	1932	5471
Home games-Avg/Game	6-322	3-1824
Neutral site-Avg/Game	-	0-0

Date	Opponent		Score	Att.
11/11/16	ANGELO STATE	L	77-85	395
11/13/16	at UT Arlington	L	54-75	592
11/16/16	TEXAS A&M-KINGSVILLE	W	70-44	256
11/20/16	at Oregon	L	63-77	1917
11/25/16	NORTHERN COLORADO	L	66-73	0
11/27/16	TULANE	L	66-75	544
11/29/16	ABILENE CHRISTIAN	W	71-68	392
12/1/16	TEXAS STATE	W	72-47	345
12/17/16	at Texas	L	43-76	2962

* - Conference game

Score by Periods	1st	2nd	3rd	4th	Totals
UTSA	109	153	180	140	582
Opponents	144	116	181	179	620

Official Basketball Box Score -- Game Totals -- Final Statistics
UTSA vs Texas
12/17/16 5:02 P.M. at Austin, TX (Frank Erwin Center)

UTSA 43 • 3-6

##	Player		Total	3-Ptr	Rebounds			PF	TP	A	TO	Blk	Stl	Min
			FG-FGA	FG-FGA	FT-FTA	Off	Def	Tot						
15	TOTH, Timea	f	0-0	0-0	0-0	0	1	1	2	0	0	1	0	6
21	BENSON, Marie	f	3-7	1-1	0-0	1	2	3	3	7	0	2	0	15
01	KIEJDROWSKA, Kasia	g	0-3	0-1	1-2	0	1	1	2	1	0	1	0	16
31	HEINEMAN, Carlie	g	1-9	0-6	1-1	0	1	1	0	3	0	2	0	34
32	GOODWIN, Loryn	g	0-11	0-1	4-6	3	5	8	3	4	0	2	0	31
03	DUKES, Alexis		1-6	0-2	0-0	0	0	0	2	2	0	1	0	16
04	CHIDOMERE, Crystal		6-16	0-0	1-1	1	3	4	1	13	1	3	1	37
20	KEKEC, Kourtney		0-3	0-3	2-2	1	1	2	1	2	0	3	0	8
23	HAWKINS, Tija		0-1	0-0	0-0	0	0	0	0	0	0	0	0	4
30	SMITH, Tesha		3-4	0-0	3-6	1	4	5	4	9	0	1	2	17
40	MARLOW, Billie		1-4	0-0	0-0	2	4	6	3	2	0	1	0	16
Team						2	3	5						
Totals			15-64	1-14	12-18	11	25	36	21	43	1	17	3	200

1st - FG %: 4-15 26.7% 2nd: 3-14 21.4% 3rd: 5-17 29.4% 4th: 3-18 16.7% Game: 15-64 23.4% Deadball
 3FG %: 0-4 0.0% 0-5 0.0% 1-2 50.0% 0-3 0.0% 1-14 7.1% Rebounds
 FT %: 3-5 60.0% 6-7 85.7% 2-3 66.7% 1-3 33.3% 12-18 66.7% 5,1

Texas 76 • 5-4

##	Player		Total	3-Ptr	Rebounds			PF	TP	A	TO	Blk	Stl	Min
			FG-FGA	FG-FGA	FT-FTA	Off	Def	Tot						
24	Holmes, Joyner	f	4-7	0-0	0-0	1	3	4	4	8	2	1	2	19
40	Lang, Kelsey	c	5-8	0-0	1-2	6	7	13	2	11	4	1	1	21
11	McCarty, Brooke	g	3-6	3-4	0-0	0	4	4	0	9	2	2	0	29
20	Taylor, Brianna	g	2-3	0-0	4-4	3	2	5	3	8	3	0	0	20
23	Atkins, Ariel	g	4-13	0-1	2-2	2	4	6	1	10	3	4	2	24
01	Sutton, Alecia		1-5	0-0	2-2	1	2	3	1	4	1	0	0	12
05	Hosey, Jordan		0-6	0-1	0-0	2	2	4	2	0	0	1	0	10
10	Higgs, Lashann		0-1	0-0	0-0	0	1	1	0	0	0	1	0	5
12	Underwood, Jada		1-7	0-1	0-0	3	4	7	0	2	0	2	1	20
14	Aborowa, Olamide		1-4	0-0	1-2	0	1	1	2	3	0	1	0	9
22	Foman, Tasia		6-9	2-3	0-0	0	1	1	0	14	1	1	0	14
30	Caron-Goudreau, K.		3-7	1-2	0-2	1	3	4	2	7	1	2	4	17
Team						1	4	5						
Totals			30-76	6-12	10-14	20	38	58	17	76	17	16	10	200

1st - FG %: 7-21 33.3% 2nd: 4-17 23.5% 3rd: 12-21 57.1% 4th: 7-17 41.2% Game: 30-76 39.5% Deadball
 3FG %: 3-3 100.0% 2-5 40.0% 0-2 0.0% 1-2 50.0% 6-12 50.0% Rebounds
 FT %: 3-4 75.0% 3-6 50.0% 4-4 100.0% 0-0 0.0% 10-14 71.4% 4,1

Officials: Lisa Jones, Amy Bonner, Metta Roberts
 Technical fouls: UTSA-None. Texas-None.
 Attendance: 2962

Score by periods	1st	2nd	3rd	4th	Total
UTSA	11	12	13	7	43
Texas	20	13	28	15	76