



2025 Toledo Football





TOLEDO FOOTBALL RECORD BOOK

2025 TEAM INFORMATION (3-16)

2025 Schedule/2024 Results	3
Quick Facts.....	4
2025 Alphabetical and Numerical Rosters	5-8
Geographical Roster/ Roster by Class	9-10
Returning Letterwinners.....	11
Letterwinners Lost/Returning Starters.....	12
Starters Lost /Pronunciation Guide.....	13
Head Coach Jason Candle.....	14-16

ROCKET HISTORY (17-82)

A Tradition of Excellence.....	17-18
Rocket Football Timeline	19-24
35 Wins In A Row!	25
Rockets in the College Football Hall of Fame.....	26
History of the Glass Bowl	27-30
Rocket All-Americans	31-32
Rocket All-MAC Honorees	33-38
Postseason Honors	39-40
Heisman Votes/Retired Jersey Numbers.....	41
Academic Honors/Academic All-MAC	42-45
All-time Letterwinners.....	46-53
Team Awards.....	54-59
Team Captains	60-62
All-Time Coaching Greats.....	63-65
Assistant Coaches All-Time List	66-70
Rockets In the NFL	71-73
Rockets In CFL/USFL/WFL/XFL	74
Rockets in the NFL Draft	75-77
Toledo's Bowl History	78-82

THE RECORD BOOK (83-137)

All-Time Record by Season.....	84-85
All-Time Coaching Records.....	86-88
Year-By-Year Scores.....	89-99
All-time Record/Polls/ Streaks/Comebacks.....	100-101
Attendance Records	102-103
Team Records.....	104-107
Individual Records	108-120
Individual Records by UT Opponents.....	121
When Was the Last Time?	122-123
Glass Bowl Records/ Homecoming Results.....	124
Annual Statistical Leaders	125-133
MAC Championship Game.....	134
Toledo Record vs. Opponents and Conferences	135-137



Junior Vandeross caught 85 passes for 957 yards in 2024.



Avery Smith tied for second in the nation with 14 pass breakups in 2024.



2025 TOLEDO FOOTBALL SCHEDULE

Date	Opponent	Time
Aug. 30	at Kentucky (SEC Network)	12:45 p.m.
Sept. 6	WESTERN KENTUCKY (ESPN+)	7:00 p.m.
Sept. 13	MORGAN STATE (ESPN+)	3:30 p.m.
Sept. 20	at Western Michigan*	TBA
Sept. 27	AKRON* (HC)	3:30 p.m.
Oct. 11	at Bowling Green*	TBA
Oct. 18	KENT STATE*	TBA
Oct. 25	at Washington State (The CW)	3:30 p.m. ET
Nov. 5	N. ILLINOIS* (ESPN2/U)	TBA
Nov. 12	at Miami* (ESPN2/U/CBSSN)	7:00 p.m.
Nov. 22	BALL STATE*	TBA
Nov. 29	at Central Michigan*	TBA
Dec. 6	MAC Championship Game#	Noon

HOME GAMES IN BOLD CAPS

HC- Homecoming Game

* Mid-American Conference Game

No. 1 vs. No. 2 regular-season teams, Ford Field, Detroit, Mich. (ESPN)

2024 TOLEDO FOOTBALL RESULTS

Record: 8-5, 4-4 MAC

Date	Opponent	Result
Aug. 29	DUQUESNE (ESPN+)	W, 49-10
Sept. 7	UMASS (ESPN+)	W, 38-23
Sept. 14	at Mississippi State (ESPNU)	W, 41-17
Sept. 21	at Western Kentucky (ESPN+)	L, 26-21
Oct. 5	MIAMI (HC)* (ESPN+)	W, 30-20
Oct. 12	at Buffalo* (ESPNU)	L, 30-15
Oct. 19	at Northern Illinois* (ESPN+)	W, 13-6
Oct. 26	BOWLING GREEN* (ESPN+)	L, 41-26
Nov. 2	at Eastern Michigan* (ESPNU)	W, 29-28
Nov. 12	CMU* (ESPNU)	W, 37-10
Nov. 20	OHIO* (ESPN2)	L, 24-7
Nov. 26	at Akron* (ESPN2)	L, 21-14 (OT)
Dec. 26	vs. Pittsburgh# (ESPN)	W, 48-46 (6OT)

HOME GAMES IN BOLD CAPS

HC- Homecoming Game

* Mid-American Conference Game

GameAbove Sports Bowl, Ford Field, Detroit, Mich.



TOLEDO FOOTBALL INFORMATION

2024 Record: 8-5
2024 MAC Record: 4-4
2024 Home Record: 4-2
2024 Road Record: 3-3
2024 Neutral Site Record: 1-0
2024 Letterwinners Returning: 43 (19 off., 20 def., 4 spec.)
2024 Letterwinners Lost: 19 (11 off., 7 def., 1 specialist)
2024 Starters Returning: 11 (6 off., 5 def.)
2024 Starters Lost: 11 (5 off., 6 def.)

TOLEDO COACHING STAFF

- Jason Candle - Head Coach (Mount Union '03) - FIELD (73-40 in nine years at Toledo, same overall)
- Vince Kehres - Defensive Coord./ LBs (Mount Union '98) - FIELD
- Nate Cole - Running Backs (Toledo '11) - FIELD
- Perry Eliano - Cornerbacks (Stephen F. Austin '00) - FIELD
- RJ Fleming - Wide Receivers (Arkansas State '14) - FIELD
- Mike Hallett - Co-Offensive Coord./Off. Line (Mount Union '94)- BOOTH
- LaTroy Lewis - Defensive Line (Tennessee '17) - FIELD
- Derek Sage - Tight Ends (Cal State Northridge '02) - FIELD
- Ross Watson - Co-Defensive Coord./Safeties (Mount Union '05) - BOOTH
- Stanton Weber - Special Teams Coord. (Kansas State '15) - FIELD
- Robert Weiner - Co-Offensive Coord./ QBs (Boston College '87) - BOOTH
- Brad Bichey - Strength and Conditioning (West Liberty St. '08)

UNIVERSITY INFORMATION

Location: Toledo, Ohio 43606-3390
Population: 276,491 (city); 608,145 (metro)
Founded: 1872
Enrollment: 13,513
Conference: Mid-American (West Division)
Nickname: Rockets
Colors: Midnight Blue and Gold
Mascot: Rocky the Rocket
Stadium (built): Glass Bowl (1937)
Stadium Capacity/Surface: 26,038/Field Turf
Ticket Office Phone: (419) 530-GOLD (4653)
President: Dr. James Holloway
Vice President and Athletic Director: Bryan B. Blair
Faculty Representative: Kim Nigem

TOLEDO ATHLETIC COMMUNICATIONS

Associate AD/Primary Football Contact: Paul Helgren
E-Mail: paul.helgren@utoledo.edu
Office Phone: (419) 530-4918
Mobile Phone: (419) 262-3861
Secondary Football Contact: Nick Kerver
E-Mail: nicholas.kerver@utoledo.edu
Office Phone: (419) 530-4913
Mobile Phone Number: (440) 289-8182
Press Box Phone Number: (419) 530-3732
Internet Address: www.utrockets.com
Official Website: UTRockets.com
Instagram: ToledoFootball
X/Twitter: @ToledoFB, @CoachCandle
Facebook: ToledoFootball

2025 ALPHABETICAL ROSTER

No.	Name	Pos.	Ht.	Wt.	Cl.	Hometown-High School (Transfer)
21x	Allen, Julian	WR	6-1	185	So.	St. Petersburg, Fla.-Clearwater Central Catholic
31	Arnold Maddox	LB	6-2	231	Fr.	Cincinnati, Ohio-Elder
6x	Awls, Braden**	S	6-0	195	Jr.	Sylvania, Ohio-Toledo Central Catholic
47	Bailey, Matthew*	LS	6-2	210	Sr.	Deland, Fla.-Deland (South Carolina)
56x	Baker IV, John	DE	6-5	225	Fr.	Clinton Township, Mich.-Detroit Cass Technical
26x	Barnett, Daryl, Jr.	WR	6-2	195	Fr. (R)	Toledo, Ohio-Scott
52x	Boswell Anthony	OL	6-2	295	Fr. (R)	Indianapolis, Ind.-Ben Davis (Purdue)
0	Bowers, Nasir***	CB	5-9	182	Sr.	Lakeland, Fla.-Lakeland
14	Braceful, Tashi	WR	6-2	192	Fr. (R)	Southfield, Mich.-Southfield A&T
87	Brown, Javon	WR	6-4	200	Fr. (R)	Williston, Fla.-Williston
12x	Carter, ESean**	DT	6-2	292	Sr.	Detroit, Mich.-Martin Luther King
94	Campbell, Chamberlain	DE	6-6	250	So.	St. Petersburg, Fla.-Lakewood (Ole Miss)
96	Chandler, Nathaniel	DT	6-4	285	Sr.	Smyrna, Del.-Smyrna (Sacred Heart)
10	Christian Kenji	RB	6-2	200	Jr.	Birmingham, Ala.-Pinson Valley (Virginia Tech/NC A&T))
5x	Crosby Jr., Terrell*	WR	5-10	178	Jr.	St. Petersburg, Fla.-Lakewood (Iowa State)
45	Cunanan, Dylan*	PK	5-10	172	So.	Phoenix, Ariz.-Sunnyslope
49	D'Appolonia, Chris*	LB	6-3	240	So.	Cranberry Township, Pa.-Seneca Valley
93	Davis, Malachi*	DE	6-4	252	Jr.	Holt, Mich.-Holt
13x	DeHaan, Jake	QB	6-2	207	So.	Byron Center, Mich.-South Christian
5x	Dottin, Jaden**	S	6-2	203	Sr.	Cambridge, Mass.- Suffield Academy (Conn.) (Penn State)
25x	Drennen, Mike II	RB	5-11	202	Jr.	Hilltop, Ohio-Coffman (Kentucky)
58x	Dunn Jr., Anthony*	DE	6-4	252	Sr.	Sanford, Fla.-Marshall (Florida A&M)
97	Dunn Avery	DL	6-4	252	Jr.	Shaker Heights, Ohio-Shaker Heights (Michigan State)
36x	Duran, Emilio**	P	6-0	200	Jr.	Ottawa Hills, Ohio-Ottawa Hills
85x	Ezirim, CC**	TE	6-7	245	Jr.	Dublin, Ohio-Dublin Jerome
15x	Ezirim, Michael-Arinzé	S	6-1	196	Fr. (R)	Dublin, Ohio-Dublin Jerome
48	Farrow Jordin	DL	6-3	320	Fr.	Inkster, Mich.-River Rouge
33x	Fineske, Andrew	S	6-1	190	Fr. (R)	Sylvania, Ohio-Northview
80	Flowers, Kamren	WR	6-0	172	Fr.	Detroit, Mich.-West Bloomfield
99	Ford, Travion*	DE	6-4	285	Jr.	St. Louis, Mo.-Lutheran North (Missouri)
66	Fouty, Carter**	OL	6-4	308	Sr.	Oregon, Ohio-Toledo Central Catholic (Air Force)
3x	Fuller, Andre**	CB	6-2	200	Sr.	Loxahatchee, Fla.-Seminole Ridge (Arkansas-Pine Bluff)
65	Gales, Stephen*	OL	6-6	301	Jr.	Alliance, Ohio-Alliance
51	Gibbs, Owen	LB	6-0	212	Jr.	Oregon, Ohio-Clay (Heidelberg)
4x	Gleason, Tucker***	QB	6-3	245	Sr.	Tampa, Fla.-Plant (Georgia Tech)
50	Greene-Nyarko, Raphael	OL	6-6	349	Fr.	Cincinnati, Ohio-Winton Woods
60	Grimm, Jake	OL	6-4	305	Fr. (R)	Gahanna, Ohio-Gahanna Lincoln
41	Gwinn, Cameron	DL	6-2	276	Fr.	Columbus, Ohio-St. Francis de Sales
26x	Hackenbracht, Tyler	S	6-2	222	Fr.	Massillon, Ohio-Washington
12x	Hammer, Bryson*	WR	5-11	186	So.	Fremont, Ohio-Ross
37x	Hammond, Robert III	PK	6-1	183	So.	West Palm Beach, Fla.-Cardinal Gibbons (Florida Atlantic)
73	Harder, Jonathan	OL	6-4	334	Jr.	Delaware, Ohio-Olentangy Berlin (Cincinnati)
98	Hazelwood, Carlos	DT	6-4	285	Fr. (R)	Markham, Ill.-Tinley Park
71	Hofer, Matt	OL	6-5	310	Fr. (R)	Valparaiso, Ind.-Valparaiso
39x	Hohler, Dylan*	S	6-4	202	So.	Huron, Ohio-Huron
81	Holley III, Eric***	WR	6-2	210	Sr.	Akron, Ohio-East
90	Howard, Maximus	TE	6-6	225	Fr.	Tipp City, Ohio-Tippecanoe
92	Huss, Tommy	DE	6-3	228	So.	Lambertville, Mich.-Bedford
34	Jones, Connor**	TE	6-2	246	Sr.	Hilliard, Ohio-Darby
9x	Julien, Louce	DE	6-2	255	Sr.	Orange, N.J.-Orange (UMass)
64	Keane, Brian	OL	6-5	290	Jr.	Cleveland, Ohio-St. Ignatius
27x	Kelly, DJ	CB	6-1	189	Fr.	Allentown, Pa.-Baltimore St. Frances Academy
56x	Kropchak, Jacob	OL	6-3	308	Fr. (R)	Rochester Hills, Mich.-Stoney Creek
52	Lambert-Pipkin, Lucas	DL	6-2	287	So.	Cranberry Township, PA-Senneca Valley (Robert Morris)
8x	Lang, Zy'marion*	WR	6-3	177	So.	Sarasota, Fla.-Cardinal Mooney
22x	Laroche, Lucas	RB	5-10	197	Sr.	Paris, France-Paul Valery (Ole Miss)
85x	Lee, Josh	DE	6-6	248	Jr.	Toledo, Ohio-Central Catholic (Hillsdale)
43x	Lee, Sam	TE	6-6	250	Jr.	Toledo, Ohio-Central Catholic (Hillsdale)
20x	Long Langston	LB	6-3	230	Jr.	Woodbridge, Va.-Christ School (Virginia/South Florida)
69	Marcotte, Maddox	OL	6-3	295	Jr.	Wichita, Kan.-Bishop Carroll (Hutchinson CC)
23x	McKinstry, Tyler*	CB	5-9	188	So.	Atlanta, Ga.-Westlake
7x	McNeil-Warren, Emmanuel***	S	6-2	205	Sr.	Tampa, Fla.-Lakewood
62	Medlock, Christian	OL	6-5	312	So.	Homewood, Ill.-Homewood-Flossmoor (Northern Illinois)

2025 ALPHABETICAL ROSTER

40x	Miller, Hudson	LB	6-0	235	Jr.	Indianapolis, Ind.-Cathedral (Purdue)
11x	Miller, Hyajah	CB	6-2	178	Fr. (R)	North Lauderdale, Fla.-Coconut Creek
83	Mims, Jr., Omar	WR	6-0	160	Fr.	East St. Louis, Ill.-Cahokia
21x	Moore, Braedyn	DB	6-2	208	So.	Hamilton, Ohio-Stephen T. Badin (Wisconsin)
58	Moore, Terrence	OL	6-5	305	Sr.	Massillon, Ohio-Massillon Washington (Pittsburgh)
11x	Moses, Walter	QB	6-4	204	Fr.	Perry, Ohio-Perry
27x	Nauman, Dane	RB	6-0	230	Fr. (R)	Marengo, Ohio-Highland
37x	Ollison, Damon II**	LB	6-0	220	Sr.	Akron, Ohio-Archbishop Hoban
7x	Osborne, Kalieb	QB	6-3	215	Fr. (R)	Pontiac, Mich.-Waterford Mott
95	Pearl II, Wayne	DT	6-4	280	Fr. (R)	Pembroke Pines, Fla.-Chaminade Madonna
88	Persson, Sean	TE	6-6	245	So.	Mapleton, Utah-Maple Mountain (Citrus CC)
46	Peters, Jeremiah**	OLB	6-4	217	Sr.	Miami, Fla.-Booker T. Washington
89	Peterson, Jacob	TE	6-4	245	Sr.	Spring Grove, Ill.-Richmond Burton (Holy Cross)
8x	Poynter, Martez**	DT	6-4	294	Sr.	St. Louis, Mo.-Trinity Catholic
24x	Price, Jayden	S	6-3	200	Fr.	Seven Fields, Pa.-Seneca Valley
55x	Ray Jr., Doran*	DT	6-2	293	Sr.	Detroit, Mich.-Cass Tech
74	Rhett, Cole*	OL	6-7	330	So.	Columbus, Ohio-Bishop Watterson
6x	Richter, John Alan*	QB	6-3	233	Jr.	Gray, Ga.-Jones County
76	Rivera, Dominic	OL	6-8	335	So.	Olmstead Falls, Ohio-Perry (Rutgers)
40x	Roe, James*	LS	6-0	210	So.	Kennesaw, Ga.-North Cobb
43x	Rubinstein, Tanner	LB	6-3	238	Jr.	Napolean, Ohio-Napolean (Siena Heights)
9x	Rudolph, Trayvon	WR	5-10	185	Sr.	Crete, Ill.-Crete-Monee (Northern Illinois)
39x	Ruggles, Anthony	PK/P	5-9	191	Fr.	Youngstown, Ohio-Fitch
13x	Rusk, Cooper**	WR	5-10	180	Jr.	Macedonia, Ohio-Nordonia
25x	Russell, Tyrell	DB	5-11	178	Fr.	Columbus, Ohio-Beechcroft
23x	Sanders, Noah	RB	5-11	185	Fr.	Franklin, Mich.-Wylie E. Groves
91x	Shamma, Laith	DT	6-6	280	So.	Ann Arbor, Mich.-Huron
32	Shaw, Willie III**	RB	5-11	202	Sr.	Chicago, Ill.-Brother Rice
38	Sherman, K'Von*	LB	6-2	231	Jr.	Pearland, Texas-Pearland (Hutchinson CC)
20x	Simeon Shawn	RB	5-10	182	Fr.	Naples, Fla.-Naples
4x	Smith, Avery***	CB	5-10	195	Sr.	East Point, Ga.-Riverwood
28x	Smith Jr., Sam*	LB	6-4	235	So.	Delta, Ohio-Wauseon
17x	Snowden, Amare	CB	6-4	215	So.	Roseville, Mich.-Roseville (Wisconsin)
72	Spoth, Ethan*	OL	6-4	310	Jr.	Eastlake, Ohio-North
68	Switzer, Isiah	OL	6-6	305	Fr.	Cleveland, Ohio-Glenville
86	Thomas, Donivon	TE	6-5	240	So.	Chattanooga, Tenn.-Brainerd
22x	Thompson, Nicholas*	S	6-2	211	So.	Fort Wayne, Ind.-Bishop Luers
53	Toniolo, Samuel	DE	6-4	252	Fr.	Avon, Ohio-Avon
55x	Traore, Ibrahim	OL	6-5	305	Sr.	Bronx, N.Y.-Frederick Douglas Academy 1 (Penn State)
1	Trayanum, Chip	RB	5-11	225	Sr.	Akron, Ohio-Archbishop Hoban (Ohio St./Arizona St./Kentucky)
11x	Treadway, Ryder	WR	6-3	195	Fr.	Frisco, Texas-Wakeland
2	Vandeross III, Junior***	WR	5-8	181	Sr.	Tampa, Fla.-Jesuit
24x	Walendzak, Connor**	RB	5-11	215	Jr.	Perrysburg, Ohio-Perrysburg
35	Weatherspoon, Jr., Bryant	DT	6-3	285	Fr.	Detroit, Mich.-Harper Woods
17x	Whirley, Trey	QB	6-0	200	Fr. (R)	St. Petersburg, Fla.-Northeast
67	Wilhelmi, Cade	OL	6-5	300	Fr.	Berkley, Mich.-Detroit Country Day
28x	Williams, Deshaun	WR	6-2	217	Fr.	Naperville, Ill.-Central
36x	Williams, Eric	S	5-11	190	So.	East Liverpool, Ohio-East Liverpool
42	Williams, Rickey	LB	6-2	225	Fr. (R)	Akron, Ohio-Archbishop Hoban (West Virginia)
15x	Willoughby, Jedyiah*	WR	6-1	206	So.	Fairburn, Ga.-Langston Hughes
13x	Wilson-Lamp, Andrew	CB	6-3	175	Sr.	Massillon, Ohio-Washington (West Virginia/East Carolina)
61	Yasin, Ameer	OL	6-5	300	Fr.	Tallmadge, Ohio-Tallmadge
44x	Zay, Isaac	LB	6-4	239	Fr. (R)	Fort Wayne, Ind.-Bishop Luers
63	Zimmerly, Grant*	OL	6-4	302	So.	Perrysburg, Ohio-Perrysburg
84	Zsiros, Thomas****	WR	6-3	220	Sr.	Maumee, Ohio-St. Johns Jesuit

Roster as of Aug. 7, 2025

x - duplicate number

* Letters won

2025 NUMERICAL ROSTER

No.	Name	Pos.	Ht.	Wt.	Cl.	Hometown-High School (Transfer)
0	Bowers, Nasir***	CB	5-9	182	Sr.	Lakeland, Fla.-Lakeland
1	Trayanum, Chip	RB	5-11	225	Sr.	Akron, Ohio-Archbishop Hoban (Ohio St./Arizona St./Kentucky)
2	Vandeross III, Junior***	WR	5-8	181	Sr.	Tampa, Fla.-Jesuit
3x	Fuller, Andre**	CB	6-2	200	Sr.	Loxahatchee, Fla.-Seminole Ridge (Arkansas-Pine Bluff)
4x	Gleason, Tucker***	QB	6-3	245	Sr.	Tampa, Fla.-Plant (Georgia Tech)
4x	Smith, Avery***	CB	5-10	195	Sr.	East Point, Ga.-Riverwood
5x	Crosby Jr., Terrell*	WR	5-10	178	Jr.	St. Petersburg, Fla.-Lakewood (Iowa State)
5x	Dottin, Jaden**	S	6-2	203	Sr.	Cambridge, Mass.- Suffield Academy (Conn.) (Penn State)
6x	Awls, Braden**	S	6-0	195	Jr.	Sylvania, Ohio-Toledo Central Catholic
6x	Richter, John Alan*	QB	6-3	233	Jr.	Gray, Ga.-Jones County
7x	McNeil-Warren, Emmanuel***	S	6-2	205	Sr.	Tampa, Fla.-Lakewood
7x	Osborne, Kalieb	QB	6-3	215	Fr. (R)	Pontiac, Mich.-Waterford Mott
8x	Lang, Zy'marion*	WR	6-3	177	So.	Sarasota, Fla.-Cardinal Mooney
8x	Poynter, Martez**	DT	6-4	294	Sr.	St. Louis, Mo.-Trinity Catholic
9x	Julien, Louce	DE	6-2	255	Sr.	Orange, N.J.-Orange (UMass)
9x	Rudolph, Trayvon	WR	5-10	185	Sr.	Crete, Ill.-Crete-Monee (Northern Illinois)
10	Christian Kenji	RB	6-2	200	Jr.	Birmingham, Ala.-Pinson Valley (Virginia Tech/NC A&T))
11x	Miller, Hyajah	CB	6-2	178	Fr. (R)	North Lauderdale, Fla.-Coconut Creek
11x	Moses, Walter	QB	6-4	204	Fr.	Perry, Ohio-Perry
11x	Treadway, Ryder	WR	6-3	195	Fr.	Frisco, Texas-Wakeland
12x	Carter, Esean**	DT	6-2	292	Sr.	Detroit, Mich.-Martin Luther King
12x	Hammer, Bryson*	WR	5-11	186	So.	Fremont, Ohio-Ross
13x	DeHaan, Jake	QB	6-2	207	So.	Byron Center, Mich.-South Christian
13x	Rusk, Cooper**	WR	5-10	180	Jr.	Macedonia, Ohio-Nordonia
13x	Wilson-Lamp, Andrew	CB	6-3	175	Sr.	Massillon, Ohio-Washington (West Virginia/East Carolina)
14	Braceful, Tashi	WR	6-2	192	Fr. (R)	Southfield, Mich.-Southfield A&T
15x	Ezirim, Michael-Arinzé	S	6-1	196	Fr. (R)	Dublin, Ohio-Dublin Jerome
15x	Willoughby, Jedyiah*	WR	6-1	206	So.	Fairburn, Ga.-Langston Hughes
17x	Snowden, Amare	CB	6-4	215	So.	Roseville, Mich.-Roseville (Wisconsin)
17x	Whirley, Trey	QB	6-0	200	Fr. (R)	St. Petersburg, Fla.-Northeast
20x	Long Langston	LB	6-3	230	Jr.	Woodbridge, Va.-Christ School (Virginia/South Florida)
20x	Simeon Shawn	RB	5-10	182	Fr.	Naples, Fla.-Naples
21x	Allen, Julian	WR	6-1	185	So.	St. Petersburg, Fla.-Clearwater Central Catholic
21x	Moore, Braedyn	DB	6-2	208	So.	Hamilton, Ohio-Stephen T. Badin (Wisconsin)
22x	Laroche, Lucas	RB	5-10	197	Sr.	Paris, France-Paul Valery (Ole Miss)
22x	Thompson, Nicholas*	S	6-2	211	So.	Fort Wayne, Ind.-Bishop Luers
23x	McKinstry, Tyler*	CB	5-9	188	So.	Atlanta, Ga.-Westlake
23x	Sanders, Noah	RB	5-11	185	Fr.	Franklin, Mich.-Wylie E. Groves
24x	Price, Jayden	S	6-3	200	Fr.	Seven Fields, Pa.-Seneca Valley
24x	Walendzak, Connor**	RB	5-11	215	Jr.	Perrysburg, Ohio-Perrysburg
25x	Drennen, Mike II	RB	5-11	202	Jr.	Hilltop, Ohio-Coffman (Kentucky)
25x	Russell, Tyrell	DB	5-11	178	Fr.	Columbus, Ohio-Beechcroft
26x	Barnett, Daryl, Jr.	WR	6-2	195	Fr. (R)	Toledo, Ohio-Scott
26x	Hackenbracht, Tyler	S	6-2	222	Fr.	Massillon, Ohio-Washington
27x	Kelly, DJ	CB	6-1	189	Fr.	Allentown, Pa.-Baltimore St. Frances Academy
27x	Nauman, Dane	RB	6-0	230	Fr. (R)	Marengo, Ohio-Highland
28x	Smith Jr., Sam*	LB	6-4	235	So.	Delta, Ohio-Wauseon
28x	Williams, Deshaun	WR	6-2	217	Fr.	Naperville, Ill.-Central
31	Arnold Maddox	LB	6-2	231	Fr.	Cincinnati, Ohio-Elder
32	Shaw, Willie III**	RB	5-11	202	Sr.	Chicago, Ill.-Brother Rice
33x	Fineske, Andrew	S	6-1	190	Fr. (R)	Sylvania, Ohio-Northview
34	Jones, Connor**	TE	6-2	246	Sr.	Hilliard, Ohio-Darby
35	Weatherspoon, Jr., Bryant	DT	6-3	285	Fr.	Detroit, Mich.-Harper Woods
36x	Duran, Emilio**	P	6-0	200	Jr.	Ottawa Hills, Ohio-Ottawa Hills
36x	Williams, Eric	S	5-11	190	So.	East Liverpool, Ohio-East Liverpool
37x	Hammond, Robert III	PK	6-1	183	So.	West Palm Beach, Fla.-Cardinal Gibbons (Florida Atlantic)
37x	Ollison, Damon II**	LB	6-0	220	Sr.	Akron, Ohio-Archbishop Hoban
38	Sherman, K'Von*	LB	6-2	231	Jr.	Pearland, Texas-Pearland (Hutchinson CC)
39x	Hogler, Dylan*	S	6-4	202	So.	Huron, Ohio-Huron
39x	Ruggles, Anthony	PK/P	5-9	191	Fr.	Youngstown, Ohio-Fitch
40x	Miller, Hudson	LB	6-0	235	Jr.	Indianapolis, Ind.-Cathedral (Purdue)
40x	Roe, James*	LS	6-0	210	So.	Kennesaw, Ga.-North Cobb

2025 NUMERICAL ROSTER

41	Gwinn, Cameron	DL	6-2	276	Fr.	Columbus, Ohio-St. Francis de Sales
42	Williams, Rickey	LB	6-2	225	Fr. (R)	Akron, Ohio-Archbishop Hoban (West Virginia)
43x	Lee, Sam	TE	6-6	250	Jr.	Toledo, Ohio-Central Catholic (Hillsdale)
43x	Rubinstein, Tanner	LB	6-3	238	Jr.	Napolean, Ohio-Napolean (Siena Heights)
44x	Zay, Isaac	LB	6-4	239	Fr. (R)	Fort Wayne, Ind.-Bishop Luers
45	Cunanan, Dylan*	PK	5-10	172	So.	Phoenix, Ariz.-Sunnyslope
46	Peters, Jeremiah**	OLB	6-4	217	Sr.	Miami, Fla.-Booker T. Washington
47	Bailey, Matthew*	LS	6-2	210	Sr.	Deland, Fla.-Deland (South Carolina)
48	Farrow Jordan	DL	6-3	320	Fr.	Inkster, Mich.-River Rouge
49	D'Appolonia, Chris*	LB	6-3	240	So.	Cranberry Township, Pa.-Seneca Valley
50	Greene-Nyarko, Raphael	OL	6-6	349	Fr.	Cincinnati, Ohio-Winton Woods
51	Gibbs, Owen	LB	6-0	212	Jr.	Oregon, Ohio-Clay (Heidelberg)
52x	Boswell Anthony	OL	6-2	295	Fr. (R)	Indianapolis, Ind.-Ben Davis (Purdue)
52	Lambert-Pipkin, Lucas	DL	6-2	287	So.	Cranberry Township, PA-Senneca Valley (Robert Morris)
53	Toniolo, Samuel	DE	6-4	252	Fr.	Avon, Ohio-Avon
55x	Ray Jr., Doran*	DT	6-2	293	Sr.	Detroit, Mich.-Cass Tech
55x	Traore, Ibrahim	OL	6-5	305	Sr.	Bronx, N.Y.-Frederick Douglas Academy 1 (Penn State)
56x	Baker IV, John	DE	6-5	225	Fr.	Clinton Township, Mich.-Detroit Cass Technical
56x	Kropchak, Jacob	OL	6-3	308	Fr. (R)	Rochester Hills, Mich.-Stoney Creek
58x	Dunn Jr., Anthony*	DE	6-4	252	Sr.	Sanford, Fla.-Marshall (Florida A&M)
58x	Moore, Terrence	OL	6-5	305	Sr.	Massillon, Ohio-Massillon Washington (Pittsburgh)
60	Grimm, Jake	OL	6-4	305	Fr. (R)	Gahanna, Ohio-Gahanna Lincoln
61	Yasin, Ameer	OL	6-5	300	Fr.	Tallmadge, Ohio-Tallmadge
62	Medlock, Christian	OL	6-5	312	So.	Homewood, Ill.-Homewood-Flossmoor (Northern Illinois)
63	Zimmerly, Grant*	OL	6-4	302	So.	Perrysburg, Ohio-Perrysburg
64	Keane, Brian	OL	6-5	290	Jr.	Cleveland, Ohio-St. Ignatius
65	Gales, Stephen*	OL	6-6	301	Jr.	Alliance, Ohio-Alliance
66	Fouty, Carter**	OL	6-4	308	Sr.	Oregon, Ohio-Toledo Central Catholic (Air Force)
67	Wilhelmi, Cade	OL	6-5	300	Fr.	Berkley, Mich.-Detroit Country Day
68	Switzer, Isiah	OL	6-6	305	Fr.	Cleveland, Ohio-Glenville
69	Marcotte, Maddox	OL	6-3	295	Jr.	Wichita, Kan.-Bishop Carroll (Hutchinson CC)
71	Hofer, Matt	OL	6-5	310	Fr. (R)	Valparaiso, Ind.-Valparaiso
72	Spoth, Ethan*	OL	6-4	310	Jr.	Eastlake, Ohio-North
73	Harder, Jonathan	OL	6-4	334	Jr.	Delaware, Ohio-Olentangy Berlin (Cincinnati)
74	Rhett, Cole*	OL	6-7	330	So.	Columbus, Ohio-Bishop Watterson
76	Rivera, Dominic	OL	6-8	335	So.	Olmstead Falls, Ohio-Perry (Rutgers)
80	Flowers, Kamren	WR	6-0	172	Fr.	Detroit, Mich.-West Bloomfield
81	Holley III, Eric***	WR	6-2	210	Sr.	Akron, Ohio-East
83	Mims, Jr., Omar	WR	6-0	160	Fr.	East St. Louis, Ill.-Cahokia
84	Zsiros, Thomas****	WR	6-3	220	Sr.	Maumee, Ohio-St. Johns Jesuit
85x	Ezirim, CC**	TE	6-7	245	Jr.	Dublin, Ohio-Dublin Jerome
85x	Lee, Josh	DE	6-6	248	Jr.	Toledo, Ohio-Central Catholic (Hillsdale)
86	Thomas, Donivon	TE	6-5	240	So.	Chattanooga, Tenn.-Brainerd
87	Brown, Javon	WR	6-4	200	Fr. (R)	Williston, Fla.-Williston
88	Persson, Sean	TE	6-6	245	So.	Mapleton, Utah-Maple Mountain (Citrus CC)
89	Peterson, Jacob	TE	6-4	245	Sr.	Spring Grove, Ill.-Richmond Burton (Holy Cross)
90	Howard, Maximus	TE	6-6	225	Fr.	Tipp City, Ohio-Tippecanoe
91	Shamma, Laith	DT	6-6	280	So.	Ann Arbor, Mich.-Huron
92	Huss, Tommy	DE	6-3	228	So.	Lambertville, Mich.-Bedford
93	Davis, Malachi*	DE	6-4	252	Jr.	Holt, Mich.-Holt
94	Campbell, Chamberlain	DE	6-6	250	So.	St. Petersburg, Fla.-Lakewood (Ole Miss)
95	Pearl II, Wayne	DT	6-4	280	Fr. (R)	Pembroke Pines, Fla.-Chaminade Madonna
96	Chandler, Nathaniel	DT	6-4	285	Sr.	Smyrna, Del.-Smyrna (Sacred Heart)
97	Dunn Avery	DL	6-4	252	Jr.	Shaker Heights, Ohio-Shaker Heights (Michigan State)
98	Hazelwood, Carlos	DT	6-4	285	Fr. (R)	Markham, Ill.-Tinley Park
99	Ford, Travion*	DE	6-4	285	Jr.	St. Louis, Mo.-Lutheran North (Missouri)

Roster as of Aug. 7, 2025

x - duplicate number

* Letters won

2025 GEOGRAPHICAL ROSTER

OHIO (48)

No.	Name	Pos.	Ht.	Wt.	Cl.	Hometown-High School
31	Arnold Maddox	LB	6-2	231	Fr.	Cincinnati, Ohio-Elder
6x	Awls, Braden**	S	6-0	195	Jr.	Sylvania, Ohio-Toledo Central Catholic
26x	Barnett, Daryl, Jr.	WR	6-2	195	Fr. (R)	Toledo, Ohio-Scott
25x	Drennen, Mike II	RB	5-11	202	Jr.	Hilltop, Ohio-Coffman
97	Dunn Avery	DL	6-4	252	Jr.	Shaker Heights, Ohio-Shaker Heights
36x	Duran, Emilio**	P	6-0	200	Jr.	Ottawa Hills, Ohio-Ottawa Hills
85x	Ezirim, CC**	TE	6-7	245	Jr.	Dublin, Ohio-Dublin Jerome
15x	Ezirim, Michael-Arinzé	S	6-1	196	Fr. (R)	Dublin, Ohio-Dublin Jerome
33x	Fineske, Andrew	S	6-1	190	Fr. (R)	Sylvania, Ohio-Northview
66	Fouty, Carter**	OL	6-4	308	Sr.	Oregon, Ohio-Toledo Central Catholic
65	Gales, Stephen*	OL	6-6	301	Jr.	Alliance, Ohio-Alliance
51	Gibbs, Owen	LB	6-0	212	Jr.	Oregon, Ohio-Clay
50	Greene-Nyarko, Raphael	OL	6-6	349	Fr.	Cincinnati, Ohio-Winton Woods
60	Grimm, Jake	OL	6-4	305	Fr. (R)	Gahanna, Ohio-Gahanna Lincoln
41	Gwinn, Cameron	DL	6-2	276	Fr.	Columbus, Ohio-St. Francis de Sales
26x	Hackenbracht, Tyler	S	6-2	222	Fr.	Massillon, Ohio-Washington
12x	Hammer, Bryson*	WR	5-11	186	So.	Fremont, Ohio-Ross
73	Harder, Jonathan	OL	6-4	334	Jr.	Delaware, Ohio-Olentangy Berlin
39x	Hohler, Dylan*	S	6-4	202	So.	Huron, Ohio-Huron
81	Holley III, Eric***	WR	6-2	210	Sr.	Akron, Ohio-East
90	Howard, Maximus	TE	6-6	225	Fr.	Tipp City, Ohio-Tippecanoe
34	Jones, Connor**	TE	6-2	246	Sr.	Hilliard, Ohio-Darby
64	Keane, Brian	OL	6-5	290	Jr.	Cleveland, Ohio-St. Ignatius
85x	Lee, Josh	DE	6-6	248	Jr.	Toledo, Ohio-Central Catholic
43x	Lee, Sam	TE	6-6	250	Jr.	Toledo, Ohio-Central Catholic
21x	Moore, Braedyn	DB	6-2	208	So.	Hamilton, Ohio-Stephen T. Badin
58	Moore, Terrence	OL	6-5	305	Sr.	Massillon, Ohio-Massillon Washington
11x	Moses, Walter	QB	6-4	204	Fr.	Perry, Ohio-Perry
27x	Nauman, Dane	RB	6-0	230	Fr. (R)	Marengo, Ohio-Highland
37x	Ollison, Damon II**	LB	6-0	220	Sr.	Akron, Ohio-Archbishop Hoban
74	Rhett, Cole*	OL	6-7	330	So.	Columbus, Ohio-Bishop Watterson
76	Rivera, Dominic	OL	6-8	335	So.	Olmstead Falls, Ohio-Perry
43x	Rubinstein, Tanner	LB	6-3	238	Jr.	Napoleon, Ohio-Napoleon
39x	Ruggles, Anthony	PK/P	5-9	191	Fr.	Youngstown, Ohio-Fitch
13x	Rusk, Cooper**	WR	5-10	180	Jr.	Macedonia, Ohio-Nordonia
25x	Russell, Tyrell	DB	5-11	178	Fr.	Columbus, Ohio-Beechcroft
28x	Smith Jr., Sam*	LB	6-4	235	So.	Delta, Ohio-Wauseon
72	Spothe, Ethan*	OL	6-4	310	Jr.	Eastlake, Ohio-North
68	Switzer, Isiah	OL	6-6	305	Fr.	Cleveland, Ohio-Glenville
53	Toniolo, Samuel	DE	6-4	252	Fr.	Avon, Ohio-Avon
1	Trayanum, Chip	RB	5-11	225	Sr.	Akron, Ohio-Archbishop Hoban
24x	Walendzak, Connor**	RB	5-11	215	Jr.	Perrysburg, Ohio-Perrysburg
36x	Williams, Eric	S	5-11	190	So.	East Liverpool, Ohio-East Liverpool
42	Williams, Rickey	LB	6-2	225	Fr. (R)	Akron, Ohio-Archbishop Hoban
13x	Wilson-Lamp, Andrew	CB	6-3	175	Sr.	Massillon, Ohio-Washington
61	Yasin, Ameer	OL	6-5	300	Fr.	Tallmadge, Ohio-Tallmadge
63	Zimmerly, Grant*	OL	6-4	302	So.	Perrysburg, Ohio-Perrysburg
84	Zsiros, Thomas****	WR	6-3	220	Sr.	Maumee, Ohio-St. Johns Jesui

FLORIDA (18)

No.	Name	Pos.	Ht.	Wt.	Cl.	Hometown-High School
21x	Allen, Julian	WR	6-1	185	So.	St. Petersburg, Fla.-Clearwater Central Catholic
47	Bailey, Matthew*	LS	6-2	210	Sr.	Deland, Fla.-Deland
0	Bowers, Nasir***	CB	5-9	182	Sr.	Lakeland, Fla.-Lakeland
87	Brown, Javon	WR	6-4	200	Fr. (R)	Williston, Fla.-Williston
94	Campbell, Chamberlain	DE	6-6	250	So.	St. Petersburg, Fla.-Lakewood
5x	Crosby Jr., Terrell*	WR	5-10	178	Jr.	St. Petersburg, Fla.-Lakewood
58x	Dunn Jr., Anthony*	DE	6-4	252	Sr.	Sanford, Fla.-Marshall
3x	Fuller, Andre**	CB	6-2	200	Sr.	Loxahatchee, Fla.-Seminole Ridge
4x	Gleason, Tucker***	QB	6-3	245	Sr.	Tampa, Fla.-Plant
37x	Hammond, Robert III	PK	6-1	183	So.	West Palm Beach, Fla.-Cardinal Gibbons
8x	Lang, Zy'marion*	WR	6-3	177	So.	Sarasota, Fla.-Cardinal Mooney
7x	McNeil-Warren, Emmanuel***	S	6-2	205	Sr.	Tampa, Fla.-Lakewood
11x	Miller, Hyajah	CB	6-2	178	Fr. (R)	North Lauderdale, Fla.-Coconut Creek
95	Pear II, Wayne	DT	6-4	280	Fr. (R)	Pembroke Pines, Fla.-Chaminade Madonna
46	Peters, Jeremiah**	OLB	6-4	217	Sr.	Miami, Fla.-Booker T. Washington
20x	Simeon Shawn	RB	5-10	182	Fr.	Naples, Fla.-Naples
2	Vandeross III, Junior***	WR	5-8	181	Sr.	Tampa, Fla.-Jesuit
17x	Whirley, Trey	QB	6-0	200	Fr. (R)	St. Petersburg, Fla.-Northeast

MICHIGAN (16)

No.	Name	Pos.	Ht.	Wt.	Cl.	Hometown-High School
56x	Baker IV, John	DE	6-5	225	Fr.	Clinton Township, Mich.-Detroit Cass Technical
14	Braceful, Tashi	WR	6-2	192	Fr. (R)	Southfield, Mich.-Southfield A&T
12x	Carter, Esean**	DT	6-2	292	Sr.	Detroit, Mich.-Martin Luther King
93	Davis, Malachi*	DE	6-4	252	Jr.	Holt, Mich.-Holt
13x	DeHaan, Jake	QB	6-2	207	So.	Byron Center, Mich.-South Christian
48	Farrow Jordin	DL	6-3	320	Fr.	Inkster, Mich.-River Rouge
80	Flowers, Kamren	WR	6-0	172	Fr.	Detroit, Mich.-West Bloomfield

92	Huss, Tommy	DE	6-3	228	So.	Lambertville, Mich.-Bedford
56x	Kropchak, Jacob	OL	6-3	308	Fr. (R)	Rochester Hills, Mich.-Stoney Creek
7x	Osborne, Kallieb	QB	6-3	215	Fr. (R)	Pontiac, Mich.-Waterford Mott
55x	Ray Jr., Doran*	DT	6-2	293	Sr.	Detroit, Mich.-Cass Tech
23x	Sanders, Noah	RB	5-11	185	Fr.	Franklin, Mich.-Wylie E. Groves
91x	Shamma, Laith	DT	6-6	280	So.	Ann Arbor, Mich.-Huron
17x	Snowden, Amare	CB	6-4	215	So.	Roseville, Mich.-Roseville
35	Weathered, Jr., Bryant	DT	6-3	285	Fr.	Detroit, Mich.-Harper Woods
67	Wilhelmi, Cade	OL	6-5	300	Fr.	Berkley, Mich.-Detroit Country Day

GEORGIA (6)

23x	McKinstry, Tyler*	CB	5-9	188	So.	Atlanta, Ga.-Westlake
6x	Richter, John Alan*	QB	6-3	233	Jr.	Gray, Ga.-Jones County
40x	Roe, James*	LS	6-0	210	So.	Kennesaw, Ga.-North Cobb
9x	Rudolph, Trayvon	WR	5-10	185	So.	Crete, Ill.-Crete-Monee
4x	Smith, Avery***	CB	5-10	195	Sr.	East Point, Ga.-Riverwood
15x	Willoughby, Jedyiah*	WR	6-1	206	So.	Fairburn, Ga.-Langston Hughes

ILLINOIS (6)

98	Hazelwood, Carlos	DT	6-4	285	Fr. (R)	Markham, Ill.-Tinley Park
62	Medlock, Christian	OL	6-5	312	So.	Homewood, Ill.-Homewood-Flossmoor
83	Mims, Jr., Omar	WR	6-0	160	Fr.	East St. Louis, Ill.-Cahokia
89	Peterson, Jacob	TE	6-4	245	Sr.	Spring Grove, Ill.-Richmond Burton
32	Shaw, Willie III**	RB	5-11	202	Sr.	Chicago, Ill.-Brother Rice
28x	Williams, Deshaun	WR	6-2	217	Fr.	Naperville, Ill.-Central

INDIANA (5)

52x	Boswell Anthony	OL	6-2	295	Fr. (R)	Indianapolis, Ind.-Ben Davis
71	Hofer, Matt	OL	6-5	310	Fr. (R)	Valparaiso, Ind.-Valparaiso
40x	Miller, Hudson	LB	6-0	235	Jr.	Indianapolis, Ind.-Cathedral
22x	Thompson, Nicholas*	S	6-2	211	So.	Fort Wayne, Ind.-Bishop Luers
44x	Zay, Isaac	LB	6-4	239	Fr. (R)	Fort Wayne, Ind.-Bishop Luers

PENNSYLVANIA (4)

49	D'Appolonia, Chris*	LB	6-3	240	So.	Cranberry Township, Pa.-Seneca Valley
27x	Kelly, DJ	CB	6-1	189	Fr.	Allentown, Pa.-Baltimore St. Frances Academy
52	Lambert-Pipkin, Lucas	DL	6-2	287	So.	Cranberry Township, Pa.-Senneca Valley
24x	Price, Jayden	S	6-3	200	Fr.	Seven Fields, Pa.-Seneca Valley

MISSOURI (2)

99	Ford, Travion*	DE	6-4	285	Jr.	St. Louis, Mo.-Lutheran North
8x	Poynter, Martez**	DT	6-4	294	Sr.	St. Louis, Mo.-Trinity Catholic

TEXAS (2)

38	Sherman, K'Von*	LB	6-2	231	Jr.	Pearland, Texas-Pearland
11x	Treadway, Ryder	WR	6-3	195	Fr.	Frisco, Texas-Wakeland

ALABAMA (1)

10	Christian Kenji	RB	6-2	200	Jr.	Birmingham, Ala.-Pinson Valley
----	-----------------	----	-----	-----	-----	--------------------------------

ARIZONA (1)

45	Cunanan, Dylan*	PK	5-10	172	So.	Phoenix, Ariz.-Sunnyslope
----	-----------------	----	------	-----	-----	---------------------------

KANSAS (1)

69	Marcotte, Maddox	OL	6-3	295	Jr.	Wichita, Kan.-Bishop Carroll
----	------------------	----	-----	-----	-----	------------------------------

DELAWARE (1)

96	Chandler, Nathaniel	DT	6-4	285	Sr.	Smyrna, Del.-Smyrna
----	---------------------	----	-----	-----	-----	---------------------

MASSACHUSETTS (1)

5x	Dottin, Jaden**	S	6-2	203	Sr.	Cambridge, Mass.-Suffield Academy (Conn.)
----	-----------------	---	-----	-----	-----	---

NEW JERSEY (1)

9x	Julien, Louce	DE	6-2	255	Sr.	Orange, N.J.-Orange
----	---------------	----	-----	-----	-----	---------------------

NEW YORK (1)

55x	Traore, Ibrahim	OL	6-5	305	Sr.	Bronx, N.Y.-Frederick Douglas Academy 1
-----	-----------------	----	-----	-----	-----	---

TENNESSEE (1)

86	Thomas, Donivon	TE	6-5	240	So.	Chattanooga, Tenn.-Brainerd
----	-----------------	----	-----	-----	-----	-----------------------------

UTAH (1)

88	Persson, Sean	TE	6-6	245	So.	Mapleton, Utah-Maple Mountain
----	---------------	----	-----	-----	-----	-------------------------------

VIRGINIA (1)

20x	Long Langston	LB	6-3	230	Jr.	Woodbridge, Va.-Christ School
-----	---------------	----	-----	-----	-----	-------------------------------

INTERNATIONAL (1)

22x	Laroche, Lucas	RB	5-10	197	Sr.	Paris, France-Paul Valery
-----	----------------	----	------	-----	-----	---------------------------

2025 ROSTER BY CLASS

SENIORS - SEVENTH YEAR (1)

No.	Name	Pos.	Ht.	Wt.	Cl.
47	Bailey, Matthew*	LS	6-2	210	Sr.

SENIORS - SIXTH YEAR (9)

5x	Dottin, Jaden**	S	6-2	203	Sr.
66	Fouty, Carter**	OL	6-4	308	Sr.
3x	Fuller, Andre**	CB	6-2	200	Sr.
4x	Gleason, Tucker***	QB	6-3	245	Sr.
9x	Julien, Louce	DE	6-2	255	Sr.
8x	Poynter, Martez**	DT	6-4	294	Sr.
9x	Rudolph, Trayvon	WR	5-10	185	Sr.
55x	Traore, Ibrahim	OL	6-5	305	Sr.
1	Trayanum, Chip	RB	5-11	225	Sr.

SENIORS - FIFTH YEAR (11)

12x	Carter, ESean**	DT	6-2	292	Sr.
34	Jones, Connor**	TE	6-2	246	Sr.
22x	Laroche, Lucas	RB	5-10	197	Sr.
58	Moore, Terrence	OL	6-5	305	Sr.
37x	Ollison, Damon II**	LB	6-0	220	Sr.
46	Peters, Jeremiah**	OLB	6-4	217	Sr.
89	Peterson, Jacob	TE	6-4	245	Sr.
55x	Ray Jr., Doran*	DT	6-2	293	Sr.
32	Shaw, Willie III**	RB	5-11	202	Sr.
13x	Wilson-Lamp, Andrew	CB	6-3	175	Sr.
84	Zsiros, Thomas****	WR	6-3	220	Sr.

SENIORS - FOURTH YEAR (7)

0	Bowers, Nasir***	CB	5-9	182	Sr.
96	Chandler, Nathaniel	DT	6-4	285	Sr.
58x	Dunn Jr., Anthony*	DE	6-4	252	Sr.
81	Holley III, Eric***	WR	6-2	210	Sr.
7x	McNeil-Warren, Emmanuel***	S	6-2	205	Sr.
4x	Smith, Avery***	CB	5-10	195	Sr.
2	Vandeross III, Junior***	WR	5-8	181	Sr.

JUNIORS (24)

6x	Awls, Braden**	S	6-0	195	Jr.
10	Christian Kenji	RB	6-2	200	Jr.
5x	Crosby Jr., Terrell*	WR	5-10	178	Jr.
93	Davis, Malachi*	DE	6-4	252	Jr.
25x	Drennen, Mike II	RB	5-11	202	Jr.
97	Dunn Avery	DL	6-4	252	Jr.
36x	Duran, Emilio**	P	6-0	200	Jr.
85x	Ezirim, CC**	TE	6-7	245	Jr.
99	Ford, Travion*	DE	6-4	285	Jr.
65	Gales, Stephen*	OL	6-6	301	Jr.
51	Gibbs, Owen	LB	6-0	212	Jr.
73	Harder, Jonathan	OL	6-4	334	Jr.
64	Keane, Brian	OL	6-5	290	Jr.
85x	Lee, Josh	DE	6-6	248	Jr.
43x	Lee, Sam	TE	6-6	250	Jr.
20x	Long Langston	LB	6-3	230	Jr.
69	Marcotte, Maddox	OL	6-3	295	Jr.
40x	Miller, Hudson	LB	6-0	235	Jr.
6x	Richter, John Alan*	QB	6-3	233	Jr.
43x	Rubinstein, Tanner	LB	6-3	238	Jr.
13x	Rusk, Cooper**	WR	5-10	180	Jr.
38	Sherman, K'Von*	LB	6-2	231	Jr.
72	Spoth, Ethan*	OL	6-4	310	Jr.
24x	Walendzak, Connor**	RB	5-11	215	Jr.

SOPHOMORES (26)

21x	Allen, Julian	WR	6-1	185	So.
94	Campbell, Chamberlain	DE	6-6	250	So.
45	Cunanan, Dylan*	PK	5-10	172	So.

49	D'Appolonia, Chris*	LB	6-3	240	So.
13x	DeHaan, Jake	QB	6-2	207	So.
12x	Hammer, Bryson*	WR	5-11	186	So.
37x	Hammond, Robert III	PK	6-1	183	So.
39x	Hohler, Dylan*	S	6-4	202	So.
92	Huss, Tommy	DE	6-3	228	So.
52	Lambert-Pipkin, Lucas	DL	6-2	287	So.
8x	Lang, Zy'marion*	WR	6-3	177	So.
23x	McKinstry, Tyler*	CB	5-9	188	So.
62	Medlock, Christian	OL	6-5	312	So.
21x	Moore, Braedyn	DB	6-2	208	So.
88	Persson, Sean	TE	6-6	245	So.
74	Rhett, Cole*	OL	6-7	330	So.
76	Rivera, Dominic	OL	6-8	335	So.
40x	Roe, James*	LS	6-0	210	So.
91x	Shamma, Laith	DT	6-6	280	So.
28x	Smith Jr., Sam*	LB	6-4	235	So.
17x	Snowden, Amare	CB	6-4	215	So.
86	Thomas, Donivon	TE	6-5	240	So.
22x	Thompson, Nicholas*	S	6-2	211	So.
36x	Williams, Eric	S	5-11	190	So.
15x	Willoughby, Jedyah*	WR	6-1	206	So.
63	Zimmerly, Grant*	OL	6-4	302	So.

REDSHIRT FRESHMEN (16)

26x	Barnett, Daryl, Jr.	WR	6-2	195	Fr. (R)
52x	Boswell Anthony	OL	6-2	295	Fr. (R)
14	Braceful, Tashi	WR	6-2	192	Fr. (R)
87	Brown, Javon	WR	6-4	200	Fr. (R)
15x	Ezirim, Michael-Arinzé	S	6-1	196	Fr. (R)
33x	Fineske, Andrew	S	6-1	190	Fr. (R)
60	Grimm, Jake	OL	6-4	305	Fr. (R)
98	Hazelwood, Carlos	DT	6-4	285	Fr. (R)
71	Hofer, Matt	OL	6-5	310	Fr. (R)
56x	Kropchak, Jacob	OL	6-3	308	Fr. (R)
27x	Nauman, Dane	RB	6-0	230	Fr. (R)
7x	Osborne, Kalieb	QB	6-3	215	Fr. (R)
95	Pearl II, Wayne	DT	6-4	280	Fr. (R)
17x	Whirley, Trey	QB	6-0	200	Fr. (R)
42	Williams, Rickey	LB	6-2	225	Fr. (R)
44x	Zay, Isaac	LB	6-4	239	Fr. (R)

FRESHMEN (24)

31	Arnold Maddox	LB	6-2	231	Fr.
56x	Baker IV, John	DE	6-5	225	Fr.
48	Farrow Jordin	DL	6-3	320	Fr.
80	Flowers, Kamren	WR	6-0	172	Fr.
50	Greene-Nyarko, Raphael	OL	6-6	349	Fr.
41	Gwinn, Cameron	DL	6-2	276	Fr.
26x	Hackenbracht, Tyler	S	6-2	222	Fr.
90	Howard, Maximus	TE	6-6	225	Fr.
27x	Kelly, DJ	CB	6-1	189	Fr.
20x	Long Langston	LB	6-3	230	Jr.
83	Mims, Jr., Omar	WR	6-0	160	Fr.
11x	Moses, Walter	QB	6-4	204	Fr.
24x	Price, Jayden	S	6-3	200	Fr.
39x	Ruggles, Anthony	PK/P	5-9	191	Fr.
25x	Russell, Tyrell	DB	5-11	178	Fr.
23x	Sanders, Noah	RB	5-11	185	Fr.
20x	Simeon Shawn	RB	5-10	182	Fr.
68	Switzer, Isiah	OL	6-6	305	Fr.
53	Toniolo, Samuel	DE	6-4	252	Fr.
11x	Treadway, Ryder	WR	6-3	195	Fr.
35	Weatherspoon, Jr., Bryant	DT	6-3	285	Fr.
67	Wilhelmi, Cade	OL	6-5	300	Fr.
28x	Williams, Deshaun	WR	6-2	217	Fr.
61	Yasin, Ameer	OL	6-5	300	Fr.

TOLEDO RETURNING LETTERWINNERS (43)

Offensive Letterwinners Returning: 19

Defensive Letterwinners Returning: 20

Special Teams Letterwinners Returning: 4

No.	Name	Pos.	Ht.	Wt.	Cl.	Hometown-High School (Transfer)
26	Awls, Braden**	S	6-0	196	Jr.	Sylvania, Ohio-Toledo Central Catholic
47	Bailey, Matthew*	LS	6-2	220	Sr.	Deland, Fla.-Deland (South Carolina)
21x	Bowers, Nasir***	CB	5-9	182	Sr.	Lakeland, Fla.-Lakeland
90	Carter, Esean**	DT	6-2	285	Sr.	Detroit, Mich.-Martin Luther King
19x	Crosby Jr., Terrell*	WR	5-10	182	Jr.	St. Petersburg, Fla.-Lakewood (Iowa State)
45	Cunanan, Dylan*	PK	5-10	160	So.	Phoenix, Ariz.-Sunnyslope
49	D'Appolonia, Chris*	LB	6-3	240	So.	Cranberry Township, Pa.-Seneca Valley
93	Davis, Malachi*	DE	6-4	255	Jr.	Holt, Mich.-Holt
3x	Dottin, Jaden**	S	6-2	200	Sr.	Cambridge, Mass.- Suffield Academy (Conn.) (Penn State)
58x	Dunn Jr., Anthony*	DE	6-4	262	Sr.	Sanford, Fla.-Marshall (Florida A&M)
36x	Duran, Emilio**	P	6-0	195	Jr.	Ottawa Hills, Ohio-Ottawa Hills
85x	Ezirim, CC**	TE	6-7	242	Jr.	Dublin, Ohio-Dublin Jerome
99	Ford, Travion*	DE	6-4	250	Sr.	St. Louis, Mo.-Lutheran North (Missouri)
66	Fouty, Carter**	OL	6-4	294	Sr.	Oregon, Ohio-Toledo Central Catholic (Air Force)
3x	Fuller, Andre**	CB	6-2	202	Sr.	Loxahatchee, Fla.-Seminole Ridge (Arkansas-Pine Bluff)
65	Gales, Stephen*	OL	6-6	290	Jr.	Alliance, Ohio-Alliance
4x	Gleason, Tucker***	QB	6-3	245	Sr.	Tampa, Fla.-Plant (Georgia Tech)
33x	Hammer, Bryson*	WR	5-11	180	So.	Fremont, Ohio-Ross
39	Hohler, Dylan*	S	6-4	196	So.	Huron, Ohio-Huron
81	Holley III, Eric***	WR	6-2	210	Sr.	Akron, Ohio-East
34	Jones, Connor**	TE	6-2	245	Sr.	Hilliard, Ohio-Darby
8x	Lang, Zy'marion*	WR	6-3	180	So.	Sarasota, Fla.-Cardinal Mooney
23	McKinstry, Tyler*	CB	5-9	180	So.	Atlanta, Ga.-Westlake
7x	McNeil-Warren, Emmanuel***	S	6-2	202	Sr.	Tampa, Fla.-Lakewood
37	Ollison, Damon II**	LB	6-0	224	Sr.	Akron, Ohio-Archbishop Hoban
46	Peters, Jeremiah**	OLB	6-4	226	Sr.	Miami, Fla.-Booker T. Washington
59x	Poynter, Martez**	DT	6-4	290	Sr.	St. Louis, Mo.-Trinity Catholic
97	Ray Jr., Doran*	DT	6-2	286	Sr.	Detroit, Mich.-Cass Tech
74	Rhett, Cole*	OL	6-7	301	So.	Columbus, Ohio-Bishop Watterson
6x	Richter, John Alan*	QB	6-3	225	Jr.	Gray, Ga.-Jones County
40	Roe, James*	LS	6-0	195	So.	Kennesaw, Ga.-North Cobb
13x	Rusk, Cooper**	WR	5-10	190	Jr.	Macedonia, Ohio-Nordonia
32	Shaw, Willie III**	RB	5-11	202	Sr.	Chicago, Ill.-Brother Rice
38	Sherman, K'Von*	LB	6-2	236	Jr.	Pearland, Texas-Pearland (Hutchinson CC)
12	Smith, Avery***	CB	5-10	185	Sr.	East Point, Ga.-Riverwood
28	Smith Jr., Sam*	S	6-4	223	So.	Delta, Ohio-Wauseon
72	Spoth, Ethan*	OL	6-4	302	Jr.	Eastlake, Ohio-North
22x	Thompson, Nicholas*	S	6-2	206	So.	Fort Wayne, Ind.-Bishop Luers
2	Vanderross III, Junior***	WR	5-8	182	Sr.	Tampa, Fla.-Jesuit
24x	Walendzak, Connor**	RB	5-11	208	Jr.	Perrysburg, Ohio-Perrysburg
15x	Willoughby, Jedyiah*	WR	6-1	202	So.	Fairburn, Ga.-Langston Hughes
63	Zimmerly, Grant*	OL	6-4	292	So.	Perrysburg, Ohio-Perrysburg
84	Zsiros, Thomas****	WR	6-3	222	Sr.	Maumee, Ohio-St. Johns Jesuit

* Letters won

TOLEDO LETTERWINNERS LOST (19)

Offensive Letterwinners Lost: 11

Defensive Letterwinners Lost: 7

Special Teams Letterwinners Lost: 1

No.	Name	Pos.	Ht.	Wt.	Cl.	Hometown-High School/Transfer or Prep
9	Alexander, Darius*****	DT	6-4	310	Sr.	Fort Wayne, Ind.-Wayne
5	Barrow, Jackson*****	LB	6-0	225	Sr.	Indianapolis, Ind.-Cathedral
6x	Blake, Zeke*	CB	6-3	194	Sr.	Lauderhill, Fla.-Wellington/Youngstown State
31	Bolden, Daniel*****	LB	6-1	242	Sr.	Cincinnati, Ohio-Colerain
52	Butler, Cavon*****	DT	6-3	300	Sr.	Toledo, Ohio-Whitmer/Kentucky
20	Clark, Sevaughn*	RB	6-1	225	Sr.	Dawsonville, Ga.-Dawson County/Georgia
48	Denning, Michael**	PK	6-0	193	Sr.	Sidney, Ohio-Lehman Catholic/Dayton
8x	Dixon, Lance*	LB	6-2	233	Sr.	Oak Park, Mich.-West Bloomfield/West Virginia
4x	Holt, Deshawn***	OLB	6-5	245	Sr.	Waldorf, Md.-Westlake/Maryland
25x	Hook, Maxen*****	S	6-0	203	Sr.	New Palestine, Ind.-New Palestine
78	James, Jakob*	OL	6-5	298	Sr.	Cincinnati, Ohio-Elder/Ohio State
79x	Jones Jr., Allen*	OL	6-6	305	Sr.	Detroit, Mich.-Cass Tech/Prairie View A&M
17x	Munnerlyn, Don*	OLB	6-5	230	Jr.	Columbus, Ohio-Independence/Rutgers
1	Newton, Jerjuan*****	WR	5-11	192	Sr.	St. Petersburg, Fla.-Clearwater Central Catholic
10	Ragin, D'Andre*****	OLB	6-2	252	Sr.	Miami Gardens, Fla.-St. Thomas Aquinas
83	Stephens, Justin*	TE	6-5	265	Jr.	Trotwood, Ohio-Trotwood-Madison
0	Stuart, Jacques*****	RB	5-9	175	Sr.	Miami, Fla.-Miami Northwestern
88	Torres, Anthony**	TE	6-6	250	Sr.	Mishawaka, Ind.-Penn/Western Michigan
33x	Wilson Jr., CJ**	OLB	6-2	252	Jr.	Detroit, Mich.-Cass Tech

58x Dunn

* Letters won

TOLEDO RETURNING STARTERS (11#)

Offense (6)

No.	Name	Pos.	Ht.	Wt.	Cl.	Hometown-High School/Transfer or Prep
66	Fouty, Carter**	OL	6-4	294	Sr.	Oregon, Ohio-Toledo Central Catholic (Air Force)
4x	Gleason, Tucker***	QB	6-3	245	Sr.	Tampa, Fla.-Plant (Georgia Tech)
81	Holley III, Eric***	WR	6-2	210	Sr.	Akron, Ohio-East
74	Rhett, Cole*	OL	6-7	301	So.	Columbus, Ohio-Bishop Watterson
72	Spothe, Ethan*	OL	6-4	302	Jr.	Eastlake, Ohio-North
2	Vandeross III, Junior***	WR	5-8	182	Sr.	Tampa, Fla.-Jesuit

Defense (5)

No.	Name	Pos.	Ht.	Wt.	Cl.	Hometown-High School/Transfer or Prep
26	Awls, Braden**	S	6-0	196	Jr.	Sylvania, Ohio-Toledo Central Catholic
21x	Bowers, Nasir***	CB	5-9	182	Sr.	Lakeland, Fla.-Lakeland
3x	Dottin, Jaden**	S	6-2	200	Sr.	Cambridge, Mass.- Suffield Academy (Conn.) (Penn State)
7x	McNeil-Warren, Emmanuel***	S	6-2	202	Sr.	Tampa, Fla.-Lakewood
12	Smith, Avery***	CB	5-10	185	Sr.	East Point, Ga.-Riverwood

Special Teams (3)

No.	Name	Pos.	Ht.	Wt.	Cl.	Hometown-High School/Transfer or Prep
45	Cunanan, Dylan*	PK	5-10	160	So.	Phoenix, Ariz.-Sunnyslope
36x	Duran, Emilio**	P	6-0	195	Jr.	Ottawa Hills, Ohio-Ottawa Hills
40	Roe, James*	LS	6-0	195	So.	Kennesaw, Ga.-North Cobb

#11 starters returning on offense and defense (does not include special teams)

TOLEDO STARTERS LOST (11)

Offense (5)

No.	Name	Pos.	Ht.	Wt.	Cl.	Hometown-High School/Transfer or Prep
78	James, Jakob	OL	6-5	298	Sr.	Cincinnati, Ohio-Elder/Ohio State
79x	Jones Jr., Allen	OL	6-6	305	Sr.	Detroit, Mich.-Cass Tech/Prairie View A&M
1	Newton, Jerjuan****	WR	5-11	192	Sr.	St. Petersburg, Fla.-Clearwater Central Catholic
0	Stuart, Jacquez****	RB	5-9	175	Sr.	Miami, Fla.-Miami Northwestern
88	Torres, Anthony**	TE	6-6	250	Sr.	Mishawaka, Ind.-Penn/Western Michigan

Defense (6)

No.	Name	Pos.	Ht.	Wt.	Cl.	Hometown-High School/Transfer or Prep
9x	Alexander, Darius****	DT	6-4	310	Sr.	Fort Wayne, Ind.-Wayne
31	Bolden, Daniel****	LB	6-1	248	Sr.	Cincinnati, Ohio-Colerain
52	Butler, Cavon****	DT	6-3	300	Sr.	Toledo, Ohio-Whitmer/Kentucky
4x	Holt, Deshawn**	OLB	6-5	245	Sr.	Waldorf, Md.-Westlake/Maryland
25x	Hook, Maxen****	S	6-0	205	Sr.	New Palestine, Ind.-New Palestine
44x	Ragin, D'Andre****	OLB	6-2	250	Sr.	Miami Gardens, Fla.-St. Thomas Aquinas

Special Teams (0)

TOLEDO PRONUNCIATION GUIDE

Nasir Bowers	nah-SEER	John Allen Richter	RICH-ter
Javon Brown	juh-VON	Laith Shamma	LAYTH
Esean Carter	E-shawn	K'von Sherman	KAY-vee-ahn
Kenji Christian	KEN-jee	Amare Snowden	uh-MAR-a
Dylan Cunanan	koo-NAN-an	Ethan Spoth	SPAHTH (rhymes with "moth")
Chris D'Appolonia	DAP-uh-LONE-nyuh	Samuel Toniolo	TOE-nee-OH-low
Malachi Davis	MAL-uh-ky	Ibrahim Traore	TRAY-or
Jaden Dottin	DOT-in	Chip Tayanum	TRAY-num
CC Ezirim	EH-zir-im	Connor Walendzak	WALL-en-zak
Michael Arinze Ezirim	ah-rin-ZAY EH-zir-im	Cade Wilhelmi	WILL-hel-mee
Jordan Farrow	FAIR-oh	Jediyah Willoughby	juh-DYE-uh
Andrew Fineske	fin-ESS-key	Ameer Yasin	YAH-seen
Carter Fouty	FOW-dee	Thomas Zsiros	ZY-roce
Raphael Greene-Nyarko	ny-YAR-koh		
Matt Hofer	HO-fer	COACHES	
Louise Julien	LOOSE	Perry Eliano	EL-ee-AH-no
Jacob Kropchak	CROP-chak	Mike Hallett	HAL-it
Lucas LaRoche	lah-ROSHE	Vince Kehres	CARE-riss
Zy'marion Lang	ZY-mar-REE-in	Robert Weiner	WEE-ner
Maddox Marcotte	MAR-khat	Brad Bichey	bih-SHAY
Hyajah Miller	hi-A-juh		
Dane Nauman	NAW-man		
Kalieb Osborne	KAY-lib		
Wayne Peart	PEERT		
Sean Persson	PEER-son		



HEAD COACH JASON CANDLE

For the past 16 years, no one has embodied the success of Toledo Football more than Head Coach Jason Candle.

Now entering his 10th season as Toledo's head coach, Candle has won two Mid-American Conference Championship titles and three MAC West Division crowns, while making seven bowl appearances. He was named MAC Coach of the Year in 2017 and 2023.

Candle has won 73 games as Toledo's head coach, tied with Gary Pinkel (1991-2000) for the most victories in school history. No team in the Mid-American Conference has won more games than Toledo during Candle's tenure. Toledo has not had a losing season in Candle's nine seasons as head coach.

In 2024, Candle's Rockets went 8-5 and won two games against Power Four teams, a 41-17 romp at Mississippi State and a 48-46, six-overtime thriller vs. Pitt in the GameAboveSports Bowl.

In 2023, Toledo won 11 consecutive games on its way to a Top 25 ranking, a MAC West Division crown and an appearance in the Barstool Sports Arizona Bowl.

During his tenure as head coach, 11 Rockets have been selected in the NFL Draft, including Quinyon Mitchell, who was chosen in the first round by the Philadelphia Eagles in 2024, and Darius Alexander,

who was taken in the third round by the New York Giants in 2025.

Candle first joined the Rockets as an assistant coach in 2009, eventually assuming the role of offensive coordinator. He took over as head coach in December of 2015 and led the Rockets to a 32-17 win over No. 24 Temple in the Marmot Boca Raton Bowl.

In 2017, the Rockets achieved an 11-3 record and won the Mid-American Conference Championship with a 45-28 victory over Akron in the MAC title game. Candle was named MAC Coach of the Year, leading the Rockets to their first outright MAC West Division crown since 1998 and first league championship since 2004.

In 2022, Toledo went 9-5 and won another league title, defeating East Division champion Ohio, 17-7, in the MAC Championship Game. Toledo went on to defeat Liberty in the Roofclaim.com Boca Raton Bowl, becoming the first Rocket team since 2001 to win a MAC Championship title and bowl game in the same season.

Candle also has a tremendous record of recruiting talent to the Glass City. Toledo has had the No. 1 recruiting class in the MAC seven times during his tenure, including the highest rated class in MAC history in 2024.



- **Olasunkanmi Adeniyi (Toledo 2014-17):** Pittsburgh, Tennessee
- **Darius Alexander (2024):** NY Giants (2025).
- **Tycen Anderson (Toledo 2017-21):** Cincinnati
- **Carter Bradley (2021):** Las Vegas Raiders (2024-present).
- **David Fluellen (Toledo 2022-23):** Minnesota
- **Dallas Gant (Toledo 2010-13):** Philadelphia
- **Pierre Garcon (Mount Union 2004-07):** Indianapolis, Washington, San Francisco
- **Reggie Gilliam (Toledo 2016-19):** Buffalo
- **Vitaliy Gurman (2020-21):** Las Vegas, NY Jets
- **Treyvon Hester (Toledo 2013-16):** Oakland, Philadelphia, Washington, Green Bay
- **Ka'dar Hollman (Toledo 2015-18):** Green Bay, NY Giants, Houston, Baltimore
- **Maxen Hook (2025):** Philadelphia Eagles (2025).
- **Reggie Howard (Toledo 2017-18):** LA Chargers
- **Kareem Hunt (Toledo 2013-16):** Kansas City, Cleveland, Kansas City
- **Desjuan Johnson (Toledo 2018-22):** LA Rams
- **Diontae Johnson (Toledo 2015-18):** Pittsburgh, Carolina, Baltimore, Houston
- **Dyontae Johnson (Toledo 2018-22):** NY Giants
- **Jon'Vea Johnson (Toledo 2015-18):** Dallas
- **Zac Kerin (Toledo 2010-13):** Minnesota, Detroit, Atlanta, Washington, Tennessee
- **Bryant Koback (Toledo 2018-21):** Minnesota, Seattle
- **Greg Mancz (Toledo 2011-14):** Houston, Miami, Buffalo, Cleveland, Buffalo
- **Quinyon Mitchell (Toledo 2020-23):** Philadelphia
- **Jerjuan Newton (2024):** Denver Broncos (2025).
- **Elijah Nkansah (Toledo 2013-17):** Seattle, Houston, Cleveland
- **Danny Noble (Toledo 2008-11):** Tampa Bay, Jacksonville
- **Storm Norton (Toledo 2013-16):** Detroit, Minnesota, LA Chargers, New Orleans, Atlanta
- **David Nwaogwugwu (Toledo 2023):** Washington
- **Eric Page (Toledo 2009-11):** Tampa Bay
- **Bernard Reedy (Toledo 2010-13):** Atlanta, Tampa Bay
- **Michael Roberts (Toledo 2013-16):** Detroit, Miami
- **Brock Ruble (Toledo 2018):** Tampa Bay
- **Alonzo Russell (Toledo 2012-15):** Cincinnati, NY Giants
- **Cecil Shorts (Mount Union 2006-10):** Jacksonville, Houston, Tampa Bay
- **Tuzar Skipper (Toledo 2016-18):** NY Giants, Pittsburgh
- **Cody Thompson (Toledo 2014-18):** Seattle, Tampa Bay
- **Stephen Williams (Toledo 2006-09):** Arizona, Seattle, Jacksonville, Miami
- **Anthony Torres (2024):** LA Rams (2025).
- **Samuel Womack (Toledo 2017-21):** San Francisco, Indianapolis
- **Logan Woodside (Toledo, 2013-17):** Tennessee, Atlanta, Cincinnati

* Rosters through Aug. 1, 2025. Includes players on injured reserve and practice squads.



Jason Candle joined cornerback Quinyon Mitchell at the 2024 NFL Draft. Mitchell was selected as the No. 22 pick in the first round by the Philadelphia Eagles.



Personal Information

Age: 45

Hometown: Salem, Ohio

High School: West Branch High School

Family: Wife Nicole and daughter, Avery, and two sons, Cameron and Colton.

Education: Bachelor's degree in physical education and health, Mount Union, 2003

Record as a Head Coach

Year	School	Position	Record	MAC	Highlights
2015	Toledo	Head Coach	1-0	0-0	MAC West co-champion/ Boca Raton Bowl Champion
2016	Toledo	Head Coach	9-4	6-2	Raycom Media Camellia Bowl
2017	Toledo	Head Coach	11-3	7-1	MAC Champion/MAC Coach of the Year/Dollar General Bowl
2018	Toledo	Head Coach	7-6	5-3	Makers Wanted Bahamas Bowl
2019	Toledo	Head Coach	6-6	3-5	
2020	Toledo	Head Coach	4-2	4-2	
2021	Toledo	Head Coach	7-6	5-3	Bahamas Bowl
2022	Toledo	Head Coach	9-5	5-3	MAC Champions/Roofclaim.com Boca Raton Bowl Champion
2023	Toledo	Head Coach	11-3	8-0	MAC West Division Champion/MAC Coach of the Year/ Barstool Sports Arizona Bowl
2024	Toledo	Head Coach	8-5	4-4	GameAbove Sports Bowl Champion
Career Record			73-40	47-23	

Record as an Assistant Coach

Year	School	Position	Record / Highlights
2002	Mount Union	Receivers	14-0 / D-III National Champions
2003	Mount Union	Receivers	13-1 / D-III National Runners up
2004	Mount Union	Receivers	12-1
2005	Mount Union	Receivers	14-1 / D-III National Champions
2006	Mount Union	Receivers	15-0 / D-III National Champions
2007	Mount Union	Offensive Coordinator	14-1 / D-III National Runners up
2008	Mount Union	Offensive Coordinator	15-0 / D-III National Champions
2009	Toledo	Slot Receivers/Tight Ends	5-7
2010	Toledo	Receivers	8-5 / Little Caesars Pizza Bowl
2011	Toledo	Receivers	8-4 / Military Bowl Champions
2012	Toledo	Offensive Coordinator/Wide Receivers	9-4 / Famous Idaho Potato Bowl
2013	Toledo	Offensive Coordinator/Wide Receivers	7-5
2014	Toledo	Offensive Coordinator/Quarterbacks	9-4 / GoDaddy Bowl Champions
2015	Toledo	Offensive Coordinator/Quarterbacks	10-2/Marmot Boca Raton Bowl Champions

Bowl Games Participated in as a Coach

2010 Little Caesars Pizza Bowl
 2011 Military Bowl
 2012 Famous Idaho Potato Bowl
 2015 GoDaddy Bowl (2014 season)
 2015 Marmot Boca Raton Bowl
 2016 Raycom Media Camellia Bowl
 2017 Dollar General Bowl
 2018 Makers Wanted Bahamas Bowl
 2021 Bahamas Bowl
 2022 Roofclaim.com Boca Raton Bowl
 2023 Barstool Sports Arizona Bowl
 2024 GameAbove Sports Bowl

All-Time Victory Leaders at Toledo

Coch (Years)	Record
1. Jason Candle (2015-present)	73-40-0
Gary Pinkel (1991-2000)	73-37-3
3. Tom Amstutz (2001-08)	58-41-0
4. Dan Simrell (1982-89)	50-37-2
5. Frank Lauterbur (1963-70)	48-32-2

NCAA Division III National Champions Won as a Coach

2002 Mount Union
 2005 Mount Union
 2006 Mount Union
 2008 Mount Union

NCAA Division III National Championship Game Runner-Up as a Coach

2003 Mount Union
 2007 Mount Union

College Football Playing Career

Wide Receiver, Geneva (Pa.) College, 1998, 1999
 Wide Receiver, Mount Union (Ohio) 2000, 2001
 First-Team All-OAC 2001

NCAA Division III National Champions Won as a Player

2000 Mount Union
 2001 Mount Union



Toledo Football History

A Tradition of Excellence

Steeped in tradition, the University of Toledo football program has produced countless memorable players and great moments in its 108-year history.

From the legendary 35-game winning streak from 1969-71 to all the championship seasons that followed, Toledo football has a rich legacy of success.

Rocket football dates back to 1917, when a group of Toledo University (as it was known then) students put together a football team with the help of a young professor, John Brandeberry. Toledo lost its first game to the University of Detroit by the incredible score of 145-0, but the foundation of the program had been established.

Prospects for Toledo gradually improved after that first season. Coach James Dwyer led Toledo to its first winning record and its first Northwest Ohio league championship in 1923. Eventually Toledo became a reliable football power, with just one losing season from 1933 to 1948.

Toledo joined the Mid-American Conference in football in 1952 and won its first MAC championship in 1967, but the Rockets really burst onto the national scene two years after that. From 1969-71, Toledo captured the country's attention by winning 35 consecutive games, three straight MAC championships and three straight Tangerine Bowl titles. In each of the three undefeated seasons, Toledo was ranked in the top 20.

The 35-game winning streak ended as the second-longest in major college football history, bettered only by a 47-game string put together by the great Oklahoma teams of 1953-57.

The most famous star of the 1969-71 teams was the legendary quarterback Chuck Ealey. Ealey earned MAC "Back of the Year" honors for an unprecedented three consecutive years and numerous All-America honors from AP, UPI and Football News magazine. Ealey also became the first player in MAC history to receive votes for the Heisman Trophy, receiving 168 points for an eighth-place finish in 1971.

Toledo won its fifth and sixth MAC championships in 1981 and 1984, but it was in the 1990's and 2000's that the Rockets really took off as a national presence. Toledo was coached in the 90's by Gary Pinkel, who amassed a 73-37-3 record before departing for Missouri following the 2000 season. Pinkel's teams won or shared four titles and cracked the top 25 three times in his final six seasons.

Taking the Rockets to even greater heights was Tom Amstutz, a Toledo native and UT graduate who had spent 21 years as an assistant coach. Amstutz led the Rockets to two MAC titles, four division crowns and four bowl games in eight years at the helm from 2001-08. Running



TOLEDO FOOTBALL HISTORY

back Chester Taylor (4,849 career yards) dominated from 1998-2001. Quarterback Bruce Gradkowski took over as the star of the Midnight Blue and Gold, setting 21 school passing records from 2003-05.

In 2011, the Rockets went 9-4 and won their first bowl game in six years, a 42-41 triumph over Air Force in the Military Bowl. The victory marked the head coaching debut of Matt Campbell, who took over at the end of the regular season when Tim Beckman departed for Illinois. Campbell's Rockets followed that up with 9-4 seasons in 2012 and 2014, including a 63-44 victory over Arkansas State in the 2015 Go-Daddy Bowl behind 271 yards rushing and five touchdowns by sophomore Kareem Hunt.



Quinyon Mitchell was selected in the first round of the 2024 NFL Draft.

In 2015, the Rockets zoomed up the national polls, checking in at No. 19 in the nation, thanks to big wins over No. 18 Arkansas and Iowa State in successive weeks. Campbell left to take the head coaching position at Iowa State at the conclusion of the 2015 regular season. Offensive coordinator Jason Candle stepped in and led Toledo to a 32-17 victory over No. 24 Temple in the Marmot Boca Raton Bowl, giving the Rockets their first 10-win season in 15 years. Hunt led the Rockets in rushing for three straight years from 2014-16, twice earning First-Team All-MAC honors.

The 2017 Rockets, led by future NFL players Diontae Johnson and Logan Woodside, went 11-3 and won the school's first MAC Championship since 2004. Five years later, QB Dequan Finn led the Rockets to the 2022 MAC title and went on to win the Roofclaim.com Boca Raton Bowl, becoming the first Toledo team since 2001 to win a league championship and a bowl game in the same season.

The 2023 team made history by winning 11 straight games and becoming the first Toledo team ever to go 8-0 in MAC play. The Rockets, who were ranked as high as No. 23 in the country, won their second consecutive MAC West Division title and earned an invitation to the Barstool Arizona Bowl. Cornerback Quinyon Mitchell earned All-America honors for the second straight season and was selected in the first round of the 2024 NFL Draft by the Philadelphia Eagles.

The 2024 team made their mark with victories over two Power Five opponents. The Rockets smashed the SEC's Mississippi State, 41-17, in Starkville in the regular season, and went on to defeat Pittsburgh of the ACC in the GameAbove Sports Bowl, 48-46 in six overtimes.

Toledo has had the distinction of having four former players or coaches inducted into the College Football Hall of Fame. Two members of the famous 35-0 teams—Mel Long (Class of 1998) and Chuck Ealey (2022)—are in the hall, as are coaches Gary Pinkel (2022) and Nick Saban (2025).

TOLEDO'S CHAMPIONSHIP SEASONS

Year	Record	Championship
2022	9-5	MAC Champions
2017	11-3	MAC Champions
2015	10-2	MAC West Co-Champions
2014	9-4	MAC West Co-Champions
2011	9-4	MAC West Co-Champions
2005	9-3	MAC West Co-Champions
2004	9-4	MAC Champions
2002	9-5	MAC West Co-Champions
2001	10-2	MAC Champions
2000	10-1	MAC West Co-Champions
1998	7-5	MAC West Champions
1997	9-3	MAC West Champions
1995	11-0-1	MAC Champions
1990	9-2	MAC Co-Champions
1984	9-2-1	MAC Champions
1981	9-3	MAC Champions
1971	12-0	MAC Champions
1970	12-0	MAC Champions
1969	11-0	MAC Champions
1967	9-1	MAC Co-Champions
1929	4-2-1	NWO Co-Champions
1927	5-2	NWO Champions
1923	6-4	NWO Champions

BIG NON-CONFERENCE WINS SINCE 2000

2024: Toledo 48, Pittsburgh 46 (6 OTs) (GameAbove Sports Bowl)
 2024: Toledo 41, Mississippi State 17
 2022: Toledo 21, Liberty 19 (Roofclaim.com Boca Raton Bowl)
 2019: Toledo 28, BYU 21
 2015: Toledo 16, #18 Arkansas 12
 2015: Toledo 32, #24 Temple 17 (Marmot Boca Raton Bowl)
 2012: Toledo 29, #18 Cincinnati 23
 2011: Toledo 42, Air Force 41 (Military Bowl)
 2010: Toledo 31, Purdue 20
 2009: Toledo 54, Colorado 38
 2008: Toledo 13, Michigan 10
 2007: Toledo 36, Iowa State 35
 2006: Toledo 37, Kansas 31 - 2OT
 2003: Toledo 35, #9 Pittsburgh 31
 2001: Toledo 38, Minnesota 7
 2000: Toledo 24, Penn State 6

Toledo Football Timeline

1917

- John Brandeberry, an engineering professor, is “selected” coach when he begins conversing with some students on the gravel field near the 11th Street UT campus. Team member Charles Morgan later says, “Nobody else wanted the job.” Each of the team’s 13 members purchases his own uniform. The team has no practice scrimmages prior to playing the first game in school history, a contest at powerful Detroit. UT not only loses the game, 145-0, it loses four players to injury. But the program is sustained by the whopping \$150 guarantee it receives for playing the game. Toledo finishes the season 0-3, outscored 262-0 by its opponents.

1918

- The first win in school history comes over Defiance, 19-12. UT finishes the season with a 1-1 record.

1920s

- The Blade newspaper refers to the team as “Munies,” short for Municipality.

pal University, and also as the “Fighters.”

1922

- The first football field, usually referred to as University Stadium, is built at Scott Park. Seating, consisting of seven rows of wooden bleachers, is added in 1923. Games are also played at Armory Park, and Waite, Scott, Libbey and St. John’s high schools from 1918-1936.

1923

- Toledo acquires its current nickname

following a game with powerful Carnegie Tech. Surprised to learn that Toledo has no nickname, Pittsburgh sports writers pressure James Neal, a UT student manager working in the press box, to come up with one. Neal, impressed with his team’s flashy performance against a superior Carnegie Tech team, labels UT the “Skyrockets,” which the writers shorten to “Rockets.”

- Toledo wins its first football championship (Northwest Ohio Conference), also the school’s first in any sport.

- Jim Pierce is the first African-American team captain, and becomes a professor after graduation.

1929

- The UT marching band, 30 members strong, appears for the first time at a home football game.

- The annual football budget grows to \$2,000.



Toledo’s very first football team was organized in 1917, led by Coach John Brandeberry (upper right corner).



Toledo Football Timeline

1931

- Amid the Great Depression, football is cancelled due to a lack of funds.

1932

- The fight song is written by Athletic Director Dave Connelly.

1933

- Jerry Welling, a halfback, is the first Rocket voted All-Ohio (by AP). He leads Ohio college scorers with 66 points.

1934

- The first night game is played, a 20-0 victory over Capital, at Swayne Field.

1935

- A Toledo game is broadcast on radio for the first time as the Rockets defeat Denison, 13-0.
- Toledo defeats Bowling Green, 63-0. The two rivals don't play again until 1948.

1936

- The Glass Bowl (then called "University Stadium") is built on the present-day UT campus. A Works Progress Administration project, it is paid for with a \$272,000 grant from the federal government and \$41,558 from the city of Toledo and the university.

1937

- The Glass Bowl debuts in a game versus Bluffton.

1938

- Players use the towers in the Glass Bowl as living quarters.
- UT hosts and defeats 12th-ranked Marshall, 13-7, in front of 9,500 fans.

1943

- With the country at war, football is suspended from 1943-45.

1946

- After lying dormant for almost four years, University Stadium is renovated and renamed "The Glass Bowl." Lights are installed for the stadium's first night games.
- Toledo hosts the first of four post-season contests known as the Glass Bowl Game. A record crowd of 13,500 watches UT defeat Bates College, 21-12.

1948

- The first Toledo football game is televised by WSPD-TV13 (now WTVG).

1952

- Toledo plays its first season in the Mid-American Conference, which at the time also includes Cincinnati, Miami, Ohio, Bowling Green, Kent State, Western Michigan and Western Reserve.

1961

- A U.S. Army Nike-Ajax missile is first installed in the north end zone. Later it is moved to just outside the stadium.

1966

- The cannon is fired off at home games following Toledo scores for the first time.

1967

- After a season-opening loss to Ohio,



Construction on the Glass Bowl began in 1936 and was completed a year later.

the Rockets reel off nine straight wins to clinch its first MAC title.

1969

- A 45-18 win over Villanova marks the beginning of Toledo's famed 35-game winning streak, second only in NCAA history to Oklahoma's 49 straight.
- The Rockets win their second MAC title and end an 11-0 season by defeating Davidson, 56-33, in the Tangerine Bowl.

1970

- Toledo thrashes William & Mary, 40-12, in the Tangerine Bowl, finishes 12-0 and is ranked 12th in the final AP poll.

1971

- Mel Long becomes the first consensus All-American in MAC history. Long later played with the Cleveland Browns.
- The Rockets win a third-consecutive MAC title and their fourth in five years.
- Toledo is 12-0 and ranked 14th in the final AP poll following a 28-3 victory over Richmond in the Tangerine Bowl.
- Rocket quarterback Chuck Ealey is named MAC Player of the Year for the third time, and finishes eighth in the Heisman Trophy balloting.



A view of the newly christened "Glass Bowl" in 1946 from the press box. A dirt road through the woods (top left) led cars back to campus.

Toledo Football Timeline

1974

- Astroturf is installed in the Glass Bowl for the first time.

1975

- Quarterback Gene Swick becomes the first player in NCAA history to reach 8,000 yards in career total offense. Swick leads the nation in total offense and finishes 10th in voting for the Heisman Trophy.

1980

- The annual Peace Pipe trophy, given to the winner of the Toledo-Bowling Green game, is awarded for the first time in football.

1981

- Toledo wins its fifth MAC title and stuns 20th-ranked San Jose, 27-25, in the inaugural California Bowl.

1984

- Toledo wins its sixth MAC title, and makes a second appearance in the California Bowl.

1990

- The newly renovated Glass Bowl debuts. The new stadium features a modern sky box with 42 luxury suites. The Larimer Building, a new facility to house the football offices, locker



Gene Swick led the nation in total offense and finished 10th in the Heisman balloting in 1975.



Nick Saban was named the Rockets' head coach in 1990.

rooms, weight rooms and classrooms, also debuts.

- Toledo ties Central Michigan for the MAC title, UT's seventh MAC crown, in Coach Nick Saban's only season as head coach of the Rockets.

1991

- Long-time Washington assistant Gary Pinkel takes over as head coach.

1992

- The Rockets upset Purdue, 33-29, the first win in UT history over a Big Ten opponent. QB Kevin Meger is named Sports Illustrated national offensive player of the week.

1993

- The Denver Broncos selected UT defensive end Dan Williams with the 11th pick in the NFL draft, the highest pick in MAC history at the time.

1995

- Toledo wins its eighth MAC title in school history, posting a 7-0-1 conference mark.
- The Rockets complete their fourth undefeated season in school history (11-0-1) with a 40-37 victory over Nevada in the Las Vegas Bowl. Wasean Tait scores from two yards out for the winning points in the first overtime game in NCAA Division I-A history.
- Toledo is ranked 22nd in the final UPI

poll, 24th in the AP poll and 24th in the CNN/USA Today poll. Tait finishes second in the nation in rushing, tallying a MAC-record 2,090 yards.

1997

- Toledo begins its season with a 36-22 upset of Purdue and proceeds to an 8-0 record. Before the streak was snapped with a loss at Ball State, the Rockets were ranked No. 18 in the AP poll and No. 20 in the CNN/USA Today poll. The Rockets go on to win the MAC West title.
- Coach Gary Pinkel is named MAC Coach of the Year for the second time.

1998

- The Rockets repeat as MAC West champions.

1999

- A video replay board is installed in the north end zone of the Glass Bowl.
- Former Rocket Mel Long, Sr. is inducted into the National College Football Hall of Fame.

2000

- The Rockets go 10-1, including a 24-6 win at Penn State in the season opener. Toledo is ranked No. 25 in the nation in the final AP and USA Today/ESPN polls, but is the only ranked team that does not receive a bid to a bowl game.
- Gary Pinkel, the winningest coach in UT history, leaves after 10 years to take the top position at Missouri. Long-time assistant Tom Amstutz is named head coach.

2001

- The Rockets win 10 games for the second consecutive season, but this time go on to win the MAC Championship Game and Motor City Bowl in Tom Amstutz's rookie season as head coach.
- Toledo finishes the season ranked No. 22 in the USA Today/ESPN poll and No. 23 in the AP poll.
- The Rockets set MAC records for atten-



Toledo Football Timeline



Wasean Tait's touchdown in overtime gave Toledo a 40-37 victory over Nevada in the 1995 Las Vegas Bowl.

dance in a season (30,014) and single game (36,852 vs. Navy).

- Chester Taylor is named third-team All-America by the Associated Press and sets the school record for career rushing yards with 4,659. Taylor is taken in the sixth round of the 2002 NFL Draft by Baltimore.
- Placekicker Todd France earns first-team Verizon Academic All-America honors after graduating with a 3.97 grade-point average in mechanical engineering.

2002

- The Rockets win their second consecutive MAC West Division title in improbable fashion, stringing together four straight do-or-die wins at the end of the regular season. UT also makes its second consecutive bowl appearance, a return trip to the Motor City Bowl.
- Quarterback Brian Jones leads the nation in pass completion percentage and sets the all-time MAC record, connecting on 70.2 percent of his passes.

2003

- The Rockets defeat No. 9 Pittsburgh, 35-31, in the Glass Bowl. It is the highest-ranked opponent Toledo has ever beaten. Later, UT

knocks off No. 21 Northern Illinois, the only time the Rockets have defeated two Top 25 teams in one season.

- Quarterback Bruce Gradkowski sets a MAC record by connecting on 71.2 percent of his passes.
- Wide receiver Lance Moore leads the nation with 103 receptions.

2004

- The Rockets win another MAC Championship, thanks to three remarkable comeback victories. UT has to come from behind to defeat Northern Illinois and Bowling Green to clinch the MAC West Division crown, then rallies again to defeat Miami in the MAC Championship Game at Ford Field in Detroit.
- The Rockets play in the Motor City Bowl for the third time in four years.
- Coach Tom Amstutz is selected as the Ohio College Coach of the Year.
- Offensive lineman Nick Kaczur is selected in the third round of the 2005 NFL Draft by the Super Bowl champion New England Patriots.
- Toledo makes a then school-record seven appearances on ESPN or ESPN2.



The Rockets celebrate a 24-6 victory over Penn State in 2000.

2005

- The Rockets finish 9-3 and end the season with a resounding 45-13 victory over UTEP in the GMAC Bowl.
- Quarterback Bruce Gradkowski ends his career holding 21 school records, including most passing yards, most TD passes and highest completion percentage.
- Gradkowski is selected in the sixth round of the NFL Draft by Tampa Bay, the first Rocket QB to be drafted since Gene Swick in 1976.

2006

- The Rockets record their first victory over a Big 12 opponent, a 37-31 double-overtime win over Kansas at the Glass Bowl on ESPN2.

2007

- Brett Kern is named one of three finalists for the Ray Guy Award as the nation's best punter.
- John Greco and Jalen Parmele are both selected in the 2008 NFL Draft, the first time since 1970 that two Rockets were drafted within the first seven rounds.

2008

- The Rockets upset Michigan, 13-10, before more than 107,000 witnesses at Michigan Stadium.
- Former Oklahoma State defensive coordinator Tim Beckman is named Toledo's head coach on Dec. 4, 2008.

2009

- The Rockets beat Colorado, 54-38, their third victory over a Big 12 school in four years.
- The Rockets host Ohio State at Cleveland Browns Stadium on Sept. 19 before 71,727, the largest home crowd in MAC history.



Toledo Football Timeline



Lance Moore helped lead the Rockets to an upset of No. 9 Pittsburgh in 2003, while also leading the nation with 103 receptions.

2010

- The Fetterman Training Center opens, giving UT its first indoor practice facility.
- The Rockets knock off Purdue, 31-20, the fifth consecutive season that UT defeated a school from a league with an automatic berth into the BCS.
- The Rockets go 8-5 and make first bowl appearance in five years, a trip to the Little Caesars Pizza Bowl at Ford Field in Detroit.
- Eric Page earns All-America honors as a kick returner, the first Rocket in 35 years to earn first-team honors. Page is the first MAC player to earn first-team honors on the Walter Camp All-America team in over a decade. He is named the national Kickoff Returner of the Year by the College Football Performance Awards.

2011

- Offensive coordinator Matt Campbell becomes Toledo's 26th head coach after Tim Beckman departs for Illinois.
- The Rockets defeat Air Force in the Military Bowl, 42-41, to finish the season with a 9-4 record.
- Junior Eric Page opts to turn professional after a three-year career that

sees him tie the MAC record for receptions with 306.

- Page is one of a record seven Rockets to sign free-agent contracts with NFL teams following the 2012 NFL Draft.

2012

- The Rockets defeat No. 18 Cincinnati, 29-23, in the Glass Bowl on Oct. 20.
- Toledo earns its third consecutive bowl berth, this time a trip to Boise to play Utah State in the Famous Idaho Potato Bowl.
- Linebacker Dan Molls leads the nation in tackles with 166 and earns first-team Academic All-America honors.

2013

- Toledo becomes the first university to dedicate a POW/MIA seat in a pre-game ceremony vs. Navy at the Glass Bowl on Oct. 19. The Rockets go on to defeat the Midshipmen, 45-44, in an epic overtime battle.

2014

- The newly renovated Larimer Athletic Complex opens its doors in July.
- Toledo wins nine games for the third time in four years and goes on to defeat Arkansas State in the 2015 GoDaddy

Bowl.

- Sophomore Kareem Hunt finishes with 1,631 yards rushing in 10 games and ranks second in the nation with 8.0 yards per carry.
- Senior center Greg Mancz earns second-team All-America honors and becomes the first offensive lineman to win the Vern Smith Award, given annually to the MAC player of the year.

2015

- Toledo knocks off No. 18 Arkansas, 16-12, in Little Rock.
- The Rockets begin the season with seven consecutive victories and are ranked as high as No. 19 in the national polls.
- Offensive coordinator Jason Candle assumes the head coaching reins after Matt Campbell departs for Iowa State at the conclusion of the regular season.
- Toledo beats No. 24 Temple, 32-17, in Candle's debut at the Marmot Boca Raton Bowl, giving UT 10 wins for the first time in 15 years.

2016

- The Rockets earn their sixth bowl berth in the past seven years, playing Appalachian State in the Raycom Media Camellia Bowl.
- Tight end Michael Roberts breaks the school record with 16 touchdown

receptions and is named a first-team All-American by the Football Writers Association of America.

- Toledo has three players chosen in the 2017 NFL Draft: running back Kareem Hunt (third round), tight end Michael Roberts (4th round) and defensive tackle Treyvon Hester (seventh round).

2017

- Toledo wins 11 games and its first MAC Championship title in 13 years with a 45-28 victory over Akron in the league championship game at Ford Field in Detroit.



Head Coach Tom Amstutz accepts congratulations after his Rockets defeated Michigan in the Big House in 2008.



Toledo Football Timeline



Eric Page tied the MAC record with 306 receptions in just three seasons from 2009-11.

- The Rockets earn their seventh bowl berth in the past eight years, playing Appalachian State in the Dollar General Bowl.
- Jason Candle is named MAC Coach of the Year.
- Quarterback Logan Woodside sets the school record for career passing yardage (10,514) and touchdown passes (93). He is named MAC Offensive Player of the Year and also earns the Vern Smith Leadership Award (MAC MVP).
- Woodside is selected in the seventh round of the 2018 NFL Draft by Cincinnati.

2018

- Toledo wins the Battle of I-75 Trophy for the ninth-consecutive season with a 52-36 triumph over Bowling Green.
- Toledo earns its ninth consecutive winning season and a trip to the Makers Wanted Bahamas Bowl.
- Diontae Johnson is selected in the third round of the 2019 NFL Draft by Pittsburgh, while Ka'dar Hollman is taken in the sixth round by Green Bay.

2019

- Toledo defeats BYU, 28-21, in a thriller in the Glass Bowl, avenging a 55-53 loss in Provo three years earlier.

2020

- After being sidelined for months by the COVID-19 pandemic, the Rockets go 4-2 in the shortened season. A pair of three-point losses to Western Michigan and Ball State keep Toledo out of the MAC Championship Game.

2021

- The Rockets are bowl eligible for the 12th consecutive season and accept a bid to the Bahamas Bowl.
- Tycen Anderson (Cincinnati) and Samuel Womack (San Francisco) are each selected in the fifth round of the 2022 NFL Draft.

2022

- Toledo secures its 12th MAC Championship title, defeating Ohio, 17-7, in the league championship game at Ford Field in Detroit.
- The Rockets knock off Liberty, 21-19, in the Roofclaim.com Boca Raton Bowl to finish the season with a 9-5 record and become the first Toledo squad to win a MAC title and bowl game in the same season since 2001.
- Cornerback Quinyon Mitchell is named second-team All-America by Walter Camp, Phil Steele and Pro Football Focus, and third-team All-America by the Associated Press.
- Former quarterback Chuck Ealey and former head coach Gary Pinkel are in-



Junior Vandeross caught 12 passes for 194 yards and was named the MVP in Toledo's 48-46 six-overtime victory over Pitt in the 2024 GameAbove Sports Bowl.



Kareem Hunt rushed for 271 yards and five TDs in the 2015 GoDaddy Bowl, earning MVP honors.

ducted into the College Football Hall of Fame.

2023

- After a tough 30-28 loss at Illinois, Toledo wins 11 consecutive games and moves to No. 23 in the AP poll.
- The Rockets go 8-0 in MAC play to win the MAC West title and appear in their second straight MAC Championship Game.
- Quinyon Mitchell is named second-team All-America by four of the five major teams: Associated Press, FWAA, Sporting News and AFCA, thus becoming only the second Rocket ever to be honored by all five major All-America teams.
- Mitchell is selected by the Philadelphia Eagles with the 22nd pick in the first round of the 2024 NFL Draft, becoming the first Rocket to be taken in the first round since Dan Williams in 1993.

2024

- The Rockets defeat two Power Four opponents, smashing the SEC's Mississippi State, 41-17, in Starkville in the regular season, and then defeating Pittsburgh of the ACC in the GameAbove Sports Bowl, 48-46 in six overtimes, the longest bowl game in history to date.
- Defensive tackle Darius Alexander is selected as the first pick of in the third round of the 2025 NFL Draft by the NY Giants.



Toledo Football: "The Streak"

The famous Toledo 35-consecutive game winning streak, the second-longest in modern major college football history to Oklahoma's 47 (1953-57), began on Sept. 20, 1969 and didn't end until Sept. 9, 1972.

During that streak, the Rockets won three Mid-American Conference championships and three Tangerine Bowl titles. They outscored opponents, 1,152-344 and led the nation in total defense all three seasons, on their way to three undefeated seasons: 11-0 (1969), 12-0 (1970) and 12-0 (1971).

In all three seasons, UT was ranked in the Top 20, as high as No. 12 by the Associated Press in 1970, becoming the first MAC team to be ranked in three straight seasons. Legendary quarterback Chuck Ealey earned MAC "Offensive Player of the Year" honors for an unprecedented three seasons, while defensive tackle Mel Long became the first consensus All-American (AP and UPI polls) in MAC history in 1971.

Nationwide attention came to the UT campus, as curious football fans from all over the country awaited anxiously each week to see if the Rockets could keep their streak intact. Media such as ABC, CBS, NBC, Sports Illustrated and Newsweek made trips to the Glass Bowl to report on the unfolding drama.

There were certainly several big wins during the streak, including the Rockets' 56-33 demolition of Davidson in the first Tangerine Bowl, and UT's 45-18 drubbing of Villanova on Sept.

20, 1969, the one that started it all. In addition, the Rockets posted seven shutouts, and their largest margin of victory was a 52-3 thrashing of Marshall on Sept. 26, 1970.

But not all of the wins were that easy. Four of the games were decided by four points or less, including two contests

1969-71: 35 Wins in a row!

that UT squeezed out by a point.

One of those tight games, possibly the greatest in MAC history, was played in Bowling Green, Ohio, on Oct. 11, 1969. Toledo and Bowling Green battled in a hard-fought war in front of a then-record 20,820 fans at Doyt Perry Field. UT led most of the way but the



Quarterback Chuck Ealey was the signal-caller for all 35 victories in Toledo's famous 35-0 streak.

Falcons rallied to take the lead late in the contest, 26-24. With two seconds remaining in the contest, UT placekicker Ken Crots booted a 37-yard field goal into the teeth of a strong wind to give the Blue and Gold a 27-26 come-from-

behind win, extending the string to a mere four games at that time.

The next year, in perhaps one of the most famous of the victories, Toledo again faced certain defeat until the magic of its incredible quarterback came to the forefront. Ealey reached down into his bag of tricks and rallied the Rockets late in the final quarter, overtaking Miami, 14-13, to keep the streak going at 19.

And who could ever forget what happened on Oct. 16, 1971? The Western Michigan Broncos had Toledo on the ropes, leading by 14 points in the third quarter and carrying a 10-point lead into the fourth. But the steel-armed Ealey, who set five MAC records in the game, again took control. He guided the Rockets on numerous drives, putting 21 points on the scoreboard in the final quarter to give UT an unbelievable 35-24 come-from-behind victory in the Glass Bowl that pushed the string to 29 straight.

Frank Lauterbur was at the Rocket helm for 23 of the victories, while Jack Murphy took over the reins in 1971, guiding UT to 12 straight wins. The fun finally came to an end in the first game of the 1972 season when Tampa shut out UT, 21-0.

Ealey, however, wasn't around to experience the loss. In fact, he was up in

Canada leading the Hamilton Ti-Cat to the Grey Cup championship. A winner through and through, Ealey never lost a game at the amateur level, posting a 65-0 record during his combined high school and college career.



College Football Hall of Fame



NATIONAL FOOTBALL
FOUNDATION
COLLEGE FOOTBALL HALL OF FAME

MEL LONG, SR. - CLASS OF 1998



Mel Long was a three-time, first-team All-Mid-American Conference selection from 1969-71 as a defensive tackle. He was first-team Newspaper Enterprise Association All-America, second-team AP All-America and third-team Central Press All-American in 1970. In 1971 he was a first-team pick of the AP, UPI, NEA, Football Writers Association and several others, thus becoming the first consensus All-

America in Mid-American Conference history.

Long was MAC "Defensive Player of the Year" in 1971 and played in the All-America Bowl Game in Tampa. He was tri-captain of the 1971 team that concluded a 35-game unbeaten, untied streak. He helped UT win three consecutive MAC and Tangerine Bowl crowns and earn top-20 rankings each season.

Long was drafted by Cleveland in the 1972 NFL Draft and spent the 1972-75 seasons with the Browns.

GARY PINKEL - CLASS OF 2022



Toledo's all-time leader in victories with 73 from 1991-2000, Gary Pinkel, was inducted as the winningest head coach at both the University of Toledo and the University of Missouri.

Pinkel began his head coaching career at Toledo in 1991 and during the next 10 years he would take the Rockets to new heights, winning 65.9 percent of his games and amassing a 73-37-3 record. His nine winning seasons at Toledo included the 1995 MAC championship, with the Rockets going 11-0-1 and finishing at No. 24 in the final polls. Pinkel would lead Toledo to three other MAC West Division titles.

In 1997, the Rockets finished 9-3, climbing as high as No. 18 in the national rankings. They repeated as division champions again in 1998 with a 7-5 record. In his final season with the Rockets in 2000, the team went 10-1, including a 24-6 win at Penn State. The team finished the regular season with the MAC West Division title and ranked No. 25 in the AP Poll. He was named the MAC Coach of the Year in 1995 and 1997.

Before announcing his retirement in 2015 due to a diagnosis of non-Hodgkin's lymphoma, Pinkel ranked as the third-winningest active coach behind future College Football Hall of Fame inductees Frank Beamer of Virginia Tech and Bill Snyder of Kansas State. Pinkel also is one of only four coaches in history to be the winningest coach of two college football programs, along with Bear Bryant (Kentucky, Alabama), Steve Spurrier (Florida, South Carolina) and Nick Saban (Toledo, Michigan State, LSU, Alabama). Pinkel coached 10 First Team All-Americans, three Academic All-Americans, three NFF National Scholar-Athletes and 79 first team all-conference players.

CHUCK EALEY - CLASS OF 2022



The signal caller for the best run in Toledo football history, Chuck Ealey never lost a game in his three seasons as the Rockets' starting quarterback.

Named a 1971 First Team All-American, Ealey went a remarkable 35-0 as Toledo's starting quarterback. The three-time MAC Back of the Year became the first player in conference history to receive votes for the Heisman Trophy, tallying 168 points for an eighth-place finish in 1971. A three-time First Team All-MAC selection, Ealey led the Rockets to three consecutive conference titles. While guiding the team to three-straight Tangerine Bowl victories, he earned MVP honors following standout performances in the 1969 and 1971 editions.

Ealey finished his career as Toledo's all-time leader with 5,275 passing yards and 45 touchdown passes. In both 1970 and 1971, he received the team's Jim Nicholson Award as the team's most valuable player.

After going undrafted by the NFL, Ealey signed with the Hamilton Tiger-Cats of the Canadian Football League. Taking over as the starting quarterback in 1972, he would go on to win the CFL's Most Outstanding Rookie Award and lead the Tiger-Cats to a victory in the Grey Cup, where he earned MVP honors. In total, Ealey played seven seasons in the CFL with the Tiger-Cats (1972-74), Winnipeg Blue Bombers (1974-75) and Toronto Argonauts (1975-78).

NICK SABAN - CLASS OF 2025



Former Toledo head coach Nick Saban will inducted into the College Football Hall of Fame in December of 2025.

Saban served as the head coach at Toledo in 1990, leading the Rockets to a 9-2 record and a share of the MAC Championship title with a 7-1 league mark. Toledo's only losses that year were a 14-13 setback at Central Michigan and a 14-10 loss to Navy in the Glass Bowl.

Saban left Toledo in 1991 to become an assistant coach for the Cleveland Browns under Bill Belichick. He went on to serve as the head coach at Michigan State, LSU and Alabama. He won a record seven national titles, six at Alabama and one at LSU, before retiring from coaching last year.

Saban is the second Toledo coach to be named to the College Football Hall of Fame, joining Gary Pinkel, who was inducted in 2022.

Glass Bowl History

Kickoff from the very first game in the Glass Bowl, Sept. 27, 1937 vs. Bluffton.

The Glass Bowl, the home of Toledo Football for nearly 90 years, enjoys a reputation as one of the most historic and unique football stadiums. Built by the Works Progress Administration, it was one of 65 projects undertaken by the WPA in Ohio in 1936 during the heart of the Great Depression. The first game was played in the new stadium in 1937.

Workers used picks, shovels and wheelbarrows to carve out a site for the structure south of campus, removing more than 13,000 square yards of earth from a natural ravine. The work was done entirely by manual labor, as bulldozers and other machinery were not available.

The project was paid for with \$272,000 from the federal government and \$41,558 from the city of Toledo and the university. The 300-man crew needed over one year to complete the work.

The new stadium had many modern features, including a press box, a one-story wooden structure with five windows located on the east side. Two stone towers, which still are in use today, were built on the north side and were used as locker rooms and at one point served as living accommodations for 12

players.

Originally known as University Stadium, it initially had a seating capacity of 8,000, which was increased to 11,500 in 1940. The largest pre-war crowd was 9,500 for a 13-7 Rocket victory over 12th-ranked Marshall in 1938.

The stadium fell into disrepair following nearly four years of vacancy during World War II (1942-45), when football was discontinued at UT. In 1946, Wayne Kohn, a Libbey-Owens Ford engineer, conceived of the idea of using glass to rebuild the stadium. Glass blocks were installed throughout the stadium

and a glass electric scoreboard was built in the south end zone. A new two-tier press box of blue vitrolite and glass blocks was also constructed. Lights were installed, beginning the tradition of night football at UT.

The newly renovated stadium was officially named the Glass Bowl in honor of Toledo's primary industry. The Glass Bowl Dedication Game was played on Dec. 7, 1946 as a post-season game vs. previously undefeated Bates College. Toledo won the game, 21-12. Three more post-season "Glass Bowl Games" followed in 1947-49.


Seating capacity was in-



The Glass Bowl was dug out by hand by WPA workers in 1936.



Glass Bowl History



Until construction of bleachers was completed in 1966, the south end of the Glass Bowl was a sloping, grass-covered hill.

creased to 12,800 in 1949, and to 15,900 in 1966. Further stadium improvements were sparked by the outrageous success of the famous 35-0 Rockets of 1969-71. A second deck on the east side brought official seating capacity to 18,500. A major improvement followed in 1974 when AstroTurf was installed for the first time at a cost of \$404,000. Another \$525,000 was spent to upgrade the seats and locker rooms, and to install permanent fencing that enclosed the entire stadium. A new \$120,000 electronic message board followed in 1975. In 1978, a new lighting system was installed. In 1979, an extensive concrete replacement, in addition to new restrooms and concession stands, was built on the west side.

Improvements to the stadium and the increase in seating capacity could not keep pace with demand, however. Jammed with standing-room-only crowds, spectators headed for higher ground and at many games ended up sitting on the stone wall surrounding the field. In fact, UT led the nation in percentage of attendance from 1982-84 and had an incredible rating of 135.1 percent in 1982. One of the most memorable games was the Bowling Green contest on Oct. 23, 1982, when 31,369 people jammed into the Glass Bowl to see the Rockets' 24-10 victory.

By the 1980's, the Glass Bowl's age, combined with its frequent overflow crowds, necessitated change. That change began on May 25, 1989, when the first shovels of dirt were turned at a festive ground-breaking ceremony, signaling the beginning of the \$18.5-million renovation of the Glass Bowl.

The old wooden pressbox, which had a capacity of 53, was replaced by a new three-level press tower that seats 1,070. The tower houses a modern media communication center

that seats over 100 media personnel, 45 private suites and a 300-seat stadium club.

The second part of the renovation project was the construction of the Larimer Athletic Complex. The headquarters for the Rocket football team, the Larimer Athletic Complex is located at the north end of the stadium. The structure contains a state-of-the-art strength and conditioning facility, locker room, sports medicine center, equipment room, academic resource center, offices and meeting rooms.

One of the most appealing aspects of the Glass Bowl renovation was the way in which the architects introduced a modern look while keeping the flavor and atmosphere of the old stadium intact. The two towers and the stone outer wall remain, giving the Glass Bowl a look and feel unlike any other football stadium in America.

Within the community, financial support for the project has been tremendous. Over 90 percent of the renovation cost has come through donations from the private sector, and through the leasing of the suites and seats in the stadium club.

In recent years, new additions have helped keep the Glass Bowl one of the nation's sporting jewels. In 1999, the Glass Bowl became the first football stadium in the MAC to install a videoboard (a new, larger version was added in 2010). A renovation of the Larimer Athletic Center was completed in 2014. A new FieldTurf playing surface was added in 2025.

With all the changes to the Glass Bowl over the years, one thing has remained consistent—UT's winning tradition. The Rockets have won more than 69 percent of their games in the Glass Bowl since it opened in 1937, and nearly 75 percent since 2000.



The old press box, which could barely seat 50 members of the media, was dwarfed by construction of the new press tower in 1989.



Glass Bowl History



The Larimer Athletic Complex, located in the south end of the Glass Bowl, debuted in 1990. A \$5.5 million renovation in 2014 included a new locker room, team meeting rooms, weight room and offices. New facades were built on the exterior, and a portion of the original stone wall was removed (above right) to allow the team to enter directly on the field from the locker room.

THE ROCKETS' HOME FIELDS BEFORE THE GLASS BOWL

1918-22

Scott High School
Waite (H.S.) Bowl
Armory Park

1923-31

University Stadium
(Scott Park)

1932-33

St. John Field

1934-35

Swayne Field

1936

Libbey High School

1942

Swayne Field*

** UT played five of six home games at Swayne Field in an effort to conserve fuel for the war effort.*



The Rockets have drawn more than 30,000 fans in the Glass Bowl nine times since its renovation in 1990, including 30,147 vs. Bowling Green in 2016.



Glass Bowl History



The Glass Bowl sits in the heart of Toledo's beautiful main campus.

GLASS BOWL FACTS

Construction Began: 1936

Construction Completed: 1937

Last Major Renovation: 1989-90

Cost to Build in 1937: \$313,558

Cost to Renovate in 1990: \$18.5 million

Original Seating Capacity: 8,000

Current Official Seating Capacity: 26,038

Largest Crowd: 36,852 (2001 vs. Navy)

Private Suites: 44

Stadium Club Seating: 300

Media Seating: 108

Surface: FieldTurf (installed in 2025)

Toledo's Record In The Glass Bowl...

- **Overall:** 322-137-8 (.698)
- **Since 1990:** 155-47-2 (.765)
- **Since 2000:** 113-34 (.769)
- **Since 2010:** 72-22 (.766)
- **Since 2020:** 20-9 (.690)
- **vs. MAC opponents:** 182-70-4 (.719)
- **vs. MAC opponents since 2000:** 81-25 (.764)
- **Longest unbeaten streak:** 17 (1969-72, 1999-2002 and 2002-2005)
- **Longest unbeaten streak (MAC games):** 13 (1988-91)



Toledo's All-Americans

Cornerback Quinyon Mitchell was named to all five major All-America teams in his career.

2023

- Quinyon Mitchell - Second-team Associated Press, FWAA, Sporting News, AFCA and USA Today; first-team All-America by The Athletic.

2022

- Quinyon Mitchell - Second-team All-America, Walter Camp, Phil Steele, Pro Football Focus; Third-team All-America, AP
- Desjuan Johnson- Honorable mention, Pro Football Focus

2016

- Michael Roberts - 1st-Team All-America, Football Writers Association of America (FWAA)

2014

- Greg Mancz - 2nd-Team All-America, Football Writers Association of America (FWAA)

2011

- Eric Page - Honorable mention All-America, SI.com

2010

- Eric Page - First-team All-America, Sporting News, Walter Camp; Second-team All-America, SI.com

2009

- Eric Page - Honorable mention All-America, SI.com

2007

- John Greco - Third-team All-America, Rivals.com
- Brett Kern - Third-team All-America, AP; Third-team All-America, Rivals.com

2004

- Bruce Gradkowski - Honorable mention All-America, SportsIllustrated.com
- Lance Moore - Honorable mention All-America, SportsIllustrated.com



Toledo's All-Americans

2001

- Chester Taylor - Second-team All-America, ABC Sports Online; Third-team All-America, AP; Fourth-team All-America, Sporting News; Honorable mention All-America, CNN/SI

2000

- DeJuan Goulde - Third-team All-America, Football News
- Chester Taylor - Honorable mention All-America, Football News

1999

- Colin Westrich - Third-team All-America, Sporting News

1995

- Wasean Tait - Third-team All-America, AP; Second-team All-America, UPI
- Steve Rosi - Honorable mention All America, UPI

1986

- Harold McGuire - Third-team All-America, AP

1982

- Tony Lee - Honorable mention All-America, AP

1981

- Mike Kennedy - Second-team All-America, NEA

1975

- Gene Swick - First-team All-America, UPI; Third-team All-America, AP; Finished 10th in the Heisman Trophy voting

1971

- Chuck Ealey - First-team All-America, Football News; Second-team All-America, UPI; Third-team All-America, AP; Finished eighth in the Heisman Trophy voting
- Mel Long - First-team All-America, AP; First-team All-

America, UPI; First-team All-America, NEA; First-team All-America, FWAA

- Al Baker - Honorable mention All-America, AP
- Don Fair - Honorable mention All-America, AP
- Gary Hinkson - Honorable mention All-America, AP
- John Niezgoda - Honorable mention All-America, AP
- Bob Rose - Honorable mention All-America, AP

1970

Mel Long - First-team All-America, NEA; Second-team All-America, AP; Third-team All-America, Central Press

1969

Curtis Johnson - First-team All-America, NEA; Second-team All-America, AP; Second-team All-America, Central Press

1967

- Tom Beutler - First-team All-America, Central Press; Second-team All-America, NEA; Honorable mention All-America, AP
- John Schneider - Honorable mention All-America, AP
- Pete Kramer - Honorable mention All-America, AP
- Don Wyper - Honorable mention All-America, AP
- John Brown - Honorable mention All-America, AP
- Roland Moss - Honorable mention All-America, AP
- Ken Crots - Honorable mention All-America, AP
- Paul Elzey - Honorable mention All-America, AP
- Mel Tucker - Honorable mention All-America, AP
- Ray Hayes - Honorable mention All-America, AP
- John Flynn - Honorable mention All-America, AP

1947

Myron Carman - Second-team All-America, Williamson

1938

Dan Bukovich - First-team All-America, AP



10-year NFL veteran Chester Taylor was on the Associated Press All-America third-team in 2001.



Mel Long (77) was the first consensus All-American in MAC history.



Toledo's All-MAC Selections

2024

First Team

JERJUAN NEWTON - WR
JUNIOR VANDERROSS III - WR
MAXEN HOOK - S
JACQUEZ STUART - KR

Second Team

DARIUS ALEXANDER - DT
AVERY SMITH - CB
BRYSON HAMMER - PR

Third Team

ETHAN SPOTH - OL
DANIEL BOLDEN - LB



Safety Maxen Hook is a four-time All-MAC honoree.

2023

First Team

NICK ROSI - OL
DEQUAN FINN - QB
DALLAS GANT - LB
QUINYON MITCHELL - CB
MAXEN HOOK - S
PENY BOONE - RB
JERJUAN NEWTON - WR
VINNY SCIURY - OL
JACQUEZ STUART - KR

Second Team

ANTHONY TORRES - TE

Third Team

LUKE PAWLAK - PK
DARIUS ALEXANDER - DT
CHRIS MCDONALD JR. - CB

2022

First Team

NICK ROSI - OL
DESJUAN JOHNSON - DT
DALLAS GANT - LB
QUINYON MITCHELL - CB
MAXEN HOOK - S

Second Team

DEQUAN FINN - QB
JERJUAN NEWTON - WR
JAMAL HINES - LB
DYONTAE JOHNSON - LB
NATE BAUER - S

2021

First Team

BRYCE HARRIS - OL
BRYANT KOBACK - RB
JAMAL HINES - DL
TYCEN ANDERSON - DB
SAMUEL WOMACK - DB

Second Team

DESJUAN JOHNSON - DE
JONATHAN JONES - LB
DEVIN MADDOX - KR

Third Team

VITALIY GURMAN - OL
DYONTAE JOHNSON - LB
MAXEN HOOK - S

2020

First Team

BRYCE HARRIS - OL

Second Team

JAMAL HINES - DE



Diontae Johnson made All-MAC at three positions in 2017 and 2018.



Logan Woodside earned first-team All-MAC honors in 2016 and 2017.

DESJUAN JOHNSON - DE
TYCEN ANDERSON - S
NATE BAUER - S

Third Team

ISIAH WINSTEAD - WR

2019

Second Team

BRYANT KOBACK - RB
BRYCE MITCHELL - WR

Third Team

JAMAL HINES - DE
NICK ROSI - OL

2018

First Team

DIONTAE JOHNSON - WR/PR
CODY THOMPSON - WR

Second Team

DIONTAE JOHNSON - KR
REGGIE GILLIAM - TE
BRYCE HARRIS - OL

Third Team

JAMESON VEST - K
JON'VEA JOHNSON - WR
TUZAR SKIPPER - DE
JOSH TEACHEY - DB

2017

First Team

DIONTAE JOHNSON - WR/PR
ELIJAH NKANSAH - OL
TERRY SWANSON - RB
JAMESON VEST - PK
BRANT WEISS - OL
LOGAN WOODSIDE - QB

Second Team

OLASUNKANMI ADENIYI - DL
DIONTAE JOHNSON - KR



Toledo's All-MAC Selections

2016

First Team

MIKE EBERT - OL
KAREEM HUNT - RB
STORM NORTON - OL
MICHAEL ROBERTS - TE
JOHN STEPEC - DE
CODY THOMPSON - WR
LOGAN WOODSIDE - QB

Second Team

TREYVON HESTER - DT
JON'VEA JOHNSON - WR
DEJUAN ROGERS - S

Third Team

COREY JONES - PR
JA'WUAN WOODLEY - LB

2015

First Team

COREY JONES - PR
ORION JONES - DT
CHEATHAM NORRILS - CB
STORM NORTON - OL

Second Team

ALLEN COVINGTON - DE
KAREEM HUNT - RB
ALONZO RUSSELL - WR
TERRY SWANSON - RB

Third Team

TRENT VOSS - DE
DEJUAN ROGERS - S

2014

First Team

KAREEM HUNT - RB
GREG MANCZ - C
JUNIOR SYLVESTRE - LB

Second Team

JEREMIAH DETMER - PK
JORDAN HADEN - S
JOSH HENDERSHOT - OL
TREYVON HESTER - DT
COREY JONES - WR
ORION JONES - DT
JEFF MYERS - OL

Third Team

ALONZO RUSSELL - WR

2013

First Team

JEREMIAH DETMER - PK
DAVID FLUELLEN - RB
JAYRONE ELLIOTT - DL
JUNIOR SYLVESTRE - LB

Second Team

ZAC KERIN - C
GREG MANCZ - OL



Barry Church was a four-time First-Team All-MAC choice from 2006-09.

BERNARD REEDY - WR

Third Team

TREYVON HESTER - 3rd team-D (DL)
JEFF MYERS - 3rd team-O (OL)
TERRANCE OWENS - 3rd team-O (QB)
ALONZO RUSSELL - 3rd team-O (WR)

2012

First Team

DAVID FLUELLEN - RB
ZAC KERIN - C
DAN MOLLS - LB
BERNARD REEDY - WR, PR
JERMAINE ROBINSON - S

Second Team

BERNARD REEDY - KR

Third Team

JEREMIAH DETMER - PK
GREG MANCZ - OL
CHEATHAM NORRILS - S
ALONZO RUSSELL - WR

2011

First Team

DESMOND MARROW - CB
ERIC PAGE - WR, KR, PR
MIKE VANDERMEULEN - OL

Second Team

ZAC KERIN - C
ADONIS THOMAS - RB

Third Team

T.J. FATINIKUN - DL

2010

First Team

ARCHIE DONALD - LB
ERIC PAGE - WR, KR

Second Team

ADONIS THOMAS - RB
DAN MOLLS - LB

Third Team

T.J. FATINIKUN - DL
MIKE VANDERMEULEN - OL

2009

First Team

BARRY CHURCH - S
STEPHEN WILLIAMS - WR

Second Team

ERIC PAGE - WR

Third Team

DAJUANE COLLINS - RB
ARCHIE DONALD - LB
ALEX STEIGERWALD - PK

2008

First Team

BARRY CHURCH - SS

Second Team

STEPHEN WILLIAMS - WR
NICK MOORE - WR

Third Team

DAJUANE COLLINS - RB

2007

First Team

BARRY CHURCH - SS
JOHN GRECO - OL
JALEN PARMELE - RB

Second Team

ALEX STEIGERWALD - PK
STEPHEN WILLIAMS - WR
BRETT KERN - P

Third Team

NICK MOORE - WR



Linebacker Mike Alston was a First-Team All-MAC selection in 2005 and 2006.



Toledo's All-MAC Selections

2006

First Team

MIKE ALSTON - LB
BARRY CHURCH - SS
JOHN GRECO - OL
CHRIS HOPKINS - TE
JALEN PARMELE - RB

2003

First Team

ANDREW CLARKE - TE
NICK KACZUR - OT
LANCE MOORE - WR
Second Team
ERIK FAASEN - OT
TRINITY DAWSON - RB
FRANK OFILI - DE
BROCK DODRILL - LB

1998

First Team

COLIN WESTRICH - OL
JASON LAMAR - LB
Second Team
MIKE BILIK - TE
DeJUAN GOULDE - DL



Chester Taylor was a First-Team All-MAC pick in 1999, 2000 and 2001.

2002

First Team

DAVID GARDNER - LB
NICK KACZUR - OL
CHRIS TUMINELLO - C
TOM WARD - LB
Second Team
ERIK FAASEN - OL
CARL FORD - WR
BRANDON HEFFLIN - CB

2001

First Team

CHESTER TAYLOR - RB
DAVID BOCKMORE - DL
Second Team
TAVARES BOLDEN - QB
MATT COMER - OL
NICK KACZUR - OL
JAKE McLEAN - DL

2005

First Team

MIKE ALSTON - LB
TRINITY DAWSON - RB
BRUCE GRADKOWSKI - QB
JOHN GRECO - OL
KEON JACKSON - SS

Second Team

CHRIS HOPKINS - TE
ANTHONY JORDAN - LB
JASON ROBBINS - PK

2004

First Team

PATRICK BODY - FS
NICK KACZUR - OT
LANCE MOORE - WR
Second Team
CHRIS HOLMES - TE
KEON JACKSON - Rover

2000

First Team

JIM HARDING - OL
CHESTER TAYLOR - RB
TAVARES BOLDEN - QB
TODD FRANCE - PK
IRA SINGLETON - LB
DeJUAN GOULDE - DL

Second Team

MICHAEL SCHAEFER - OL
KEVIN ROLLINS - LB

1999

First Team

COLIN WESTRICH - OL
CHESTER TAYLOR - RB
JASON LAMAR - LB
DeJUAN GOULDE - DE
Second Team
TODD FRANCE - PK
KEVIN ROLLINS - LB

1997

First Team

DWAYNE HARRIS - RB
CLARENCE LOVE - CB
MARCUS MATTHEWS - LB
JASON RICHARDS - DL

Second Team

JIM BATES - C
MIKE BILIK - TE
BROCK KREITZBURG - WR
CHRIS WALLACE - QB
COLIN WESTRICH - OL



Casey McBeth was named First-Team All-MAC in 1992 and 1994.

1996

First Team

MARK HERRON - FS
Second Team
RYAN HUZZAK - QB
NATE JOHNSON - OL
MARCUS MATTHEWS - LB
CRAIG DUES - LB
CLARENCE LOVE - CB
JASON RICHARDS - DL
TY GRUDE - P



Toledo's All-MAC Selections

1995

First Team

WASEAN TAIT - TB
STEVE ROSI - TE
STEVE HAYNES - DE

Second Team

RYAN HUZZAK - QB
KEVIN MONTGOMERY - OT
TY GRUDE - P
JAMAL BELT - CB
CRAIG DUES - LB

1994

First Team

CASEY McBETH - TB

Second Team

CHADD DEHN - OG
BO REICHART - DE
PETE STONE - C

1993

Second Team

AL BAKER - FS
MAURICE BULLS - DE
JIM GANT - LB
TERRY JACKSON - DT
CHARLIE WEBB - OG

1992

First Team

MAURICE BULLS - DE
MARCUS GOODWIN - WR
CASEY McBETH - TB
ANDY McCOLLUM - OG
DAN WILLIAMS - DE

Second Team

RUSTY HANNA - PK
TERRY JACKSON - DT

1991

First Team

ANDY McCOLLUM - OG
AL THIGPEN - C
MARCUS GOODWIN - WR
DAN WILLIAMS - DE
DARREN ANDERSON - CB
MATT EBERFLUS - LB

Second Team

VINCE MARROW - TE
KEVIN MEGER - QB

1990

First Team

RICK ISAIAH - WR
JERRY EVANS - TE
CRAIG KULIGOWSKI - OT
MATT EBERFLUS - LB

Second Team

PAT JOHNSON - FB
BEN MITCHELL - OG
NEIL TROTTER - TB
RUSTY HANNA - PK
DAN WILLIAMS - DE
DAN VARGO - S



Brent Williams was a two-time, first-team All-MAC defensive tackle who played 11 seasons in the NFL from 1986-96.

1989

First Team

RICK ISAIAH - WR
CRAIG KULIGOWSKI - OT
GEORGE LINBERGER - OG
ROLAND TATUM - LB
DOUG SPIDEL - OT

Second Team

WAYNE GOODWIN - TB

1988

First Team

KEN MOYER - OT
TODD OLSEN - OG
MIKE McCREARY - LB
BRUCE NICHOLS - PK

Second Team

TIM OLSEN - OG
DOUG SPIDEL - OT
JON BOWSHER - DB

1987

First Team

KEN MOYER - OT
PAUL SANDOR - DT
Second Team

TODD OLSEN - OG

MARK McCREARY - DE
DEWAYNE FLETCHER - CB
STEVE HUFFMAN - LB

1986

First Team

KELVIN FARMER - TB
STEVE HUFFMAN - LB
HAROLD McGUIRE - S
Second Team
TODD OLSEN - OG
JOHN THOMAS - OT
PAUL SANDOR - DT
TIM INGLIS - LB
MARC PATTON - S

1985

First Team

BOB BEEMER - DE
TIM INGLIS - LB
HAROLD McGUIRE - S
BRENT WILLIAMS - DT
Second Team
TERRY HEMMELGARN - OG
DEXTER CLARK - CB

1984

First Team

JOHN BERLAN - OG
BRIAN VE HAR - OT

STEVE MORGAN - TB
STEVE HOYT - DE
BRENT WILLIAMS - DT
MARK BRANDON - CB

Second Team

DARRYL KERSHAW - C
BOB BEEMER - DE
HAROLD McGUIRE - S

1983

First Team

JOHN BERLAN - OG
MARK BRANDON - CB
BRIAN VE HAR - OT
TONY LEE - PK

Second Team

EMMANUEL COLE - DT
CAPUS ROBINSON - WR
MELVIN TUCKER - FB



Toledo's All-MAC Selections

1982

First Team

CHUCK ROWLAND - OT
TONY LEE - PK
DARRYL MEADOWS - DE

Second Team

CAPUS ROBINSON - WR
JOHN BRADY - S
MARLIN RUSSELL - LB

1981

First Team

MIKE KENNEDY - DB
DAVID MENEFEE - OG

Second Team

GREG HABZDA - OT
JIM KELSO - QB
ARNOLD SMILEY - TB
MELVIN TUCKER - FB
ALAN LYONS - DB

1980

Second Team

DAVID MENEFEE - OG
TAD WAMPFLER - DB

1979

First Team

MIKE KENNEDY - DB

First Team

DAVID MENEFEE - OG
MIKE ALSTON - TB
DOUG WILLIAMS - LB
VIRGIL WILLIAMS - DB



Gene Swick earned First-Team All-MAC honors in 1973, 1974 and 1975.

1978

First Team

JOE CONROY - DE

1977

First Team

DAVID HAUSFELD - S

Second Team

AARON BIVINS - LB

1976

Second Team

AARON BIVINS - LB
SCOTT RESSEGUIE - WR

1975

First Team

GENE SWICK - QB

Second Team

JEFF HEPINSTALL - WR
GARY ZOLCIAK - OT
LARRY MACEK - DE
DAVE HAUSFELD - S

1974

First Team

DON SEYMOUR - TE
JOHN ROSS - WR
GENE SWICK - QB
ED SCOTT - LB

Second Team

RANDY WHATELY - TE
KEITH YOUNG - OG
STEVE RAWLIK - S

1973

First Team

DOUG NEUENDORF - OG
RANDY WHATLEY - WR
KEITH YOUNG - OG
GENE SWICK - QB

Second Team

DON SEYMOUR - TE
ED SCOTT - LB
MARK HURT - CB

1972

First Team

JEFF CALABRESE - E
BRUCE ARTHUR - QB
JOE SCHWARTZ - TB
WILLIE DUKE - DT
PETE ALSUP - DB

Second Team

DON SEYMOUR - TE
STEVE DONAHUE - DT
JIM MULINIX - DB

1971

First Team

CHUCK EALEY - QB
JOE SCHWARTZ - TB
DON FAIR - E
AL BAKER - TE
BOB ROSE - DE
MEL LONG - DT
JOHN NIEZGODA - LB
GARY HINKSON - FS
JOHN SAUNDERS - SS



Linebacker John Niezgoda (56) joined teammates Mel Long and Chuck Ealey as first-team All-MAC selections in 1969, 1970 and 1971.



Toledo's All-MAC Selections

Second Team

RON ROBERTS - DE
STEVE SCHNITKEY - MG
LEON CAMPBELL - OG
GLYN SMITH - WR

1970

First Team

CHUCK EALEY - QB
CHARLIE COLE - FB
DON FAIR - E
BOB CAVERLY - OG
KEN WILSON - OT
MEL LONG - OT
BOB ROSE - DE
JOHN NIEZGODA - LB
STEVE SCHNITKEY - MG

TOM DUNCAN - DB
GARY HINKSON - DB

Second Team

AL BAKER - TE
DON HOTZ - DT
STEVE BANKS - DB

1969

First Team

JIM RANCE - DT
CHUCK EALEY - QB
TONY HARRIS - TB
KEN CROTS - PK
JIM TYLER - DE
MEL LONG - DT
JOHN NIEZGODA - LB
CURTIS JOHNSON - CB

Second Team

AL BAKER - TE
DON FAIR - E
BOB CAVERLY - OG
ED DAVIS - DE

1968

First Team

ROLAND MOSS - TB
MEL MILLER - OG
MEL TUCKER - DE
CURTIS JOHNSON - DB
KEN CROTS - PK

Second Team

DENNIS TOBIAS - E
ED DAVIS - DE
JIM RANCE - OG

1967

First Team

TOM BEUTLER - MG
JOHN SCHNEIDER - QB
PAUL ELZEY - LB

RAY HAYES - DT
ROLAND MOSS - TB
PETE KRAMER - E
MEL TUCKER - DE
JOHN BROWN - OG
DON WYPER - OT
JOHN FLYNN - DB

1966

First Team

BARRY SNEED - LB
TOM BEUTLER - MG
HENRY BURCH - E

Second Team

JOHN SCHNEIDER - QB
RAY HAYES - DT

1965

First Team

STEVE ERICKSON - OG
FRED ZIMMERMAN - DE
TOM BEUTLER - MG

1964

First Team

JIM GRAY - DB

1963

First Team

WYNN LEMBRIGHT - T

Second Team

BOB WOZNAK - T

1962

Second Team

FRANK BAKER - HB

1961

First Team

FRANK BAKER - HB

Second Team

PETE JOLLIFF - E

1960

First Team

BOB SMITH - E

1959

Second Team

OCCIE BURT - HB

1958

First Team

OCCIE BURT - HB
FRANK HALADIK - E



Frank Baker made First-Team All-MAC in 1961 and second-team in 1962.

1957

First Team

GENE COOK - E
ROY HODGE - E

Second Team

SAM TISCI - QB

1956

First Team

CLAYTON UMBLES - OG

Second Team

DON WRIGHT - HB

1954

First Team

GEORGE MACHOUKAS - C
MEL TRIPLETT - FB

Second Team

CLAYTON UMBLES - OG

1953

Second Team

CHARLES BARCELONA - OG
GEORGE MACHOUKAS - C
JULIUS TAORMINA - HB

1952

First Team

RICHARD GORDON - T
RICK KASER - HB



Post-Season Honors



Junior Vandeross was named the MVP of the 2024 GameAbove Sports Bowl.

VERN SMITH AWARD (MAC MVP)

2023 - Dequan Finn
2017 - Logan Woodside
2014 - Greg Mancz
2005 - Bruce Gradkowski (co-winner)
1995 - Wasean Tait

MAC OFFENSIVE PLAYER OF THE YEAR

2023 - Peny Boone
2017 - Logan Woodside
1995 - Wasean Tait

MAC DEFENSIVE PLAYER OF THE YEAR

1984 - Mark Brandon
1976 - Aaron Bivins

MAC BACK OF THE YEAR

1975 - Gene Swick
1974 - Gene Swick
1971 - Chuck Ealey
1970 - Chuck Ealey
1969 - Chuck Ealey
1967 - John Schneider

MAC LINEMAN OF THE YEAR

1971 - Mel Long
1970 - Mel Long
1967 - Tom Beutler

MAC SPECIAL TEAMS PLAYER OF THE YEAR

2013 - Jeremiah Detmer
2010 - Eric Page
2005 - Jason Robbins

MAC CHAMPIONSHIP GAME MVP

2004 - Bruce Gradkowski
2001 - Chester Taylor

MAC CHAMPIONSHIP GAME OFFENSIVE PLAYER OF THE GAME

2022 - Dequan Finn
2017 - Logan Woodside

MAC CHAMPIONSHIP GAME DEFENSIVE PLAYER OF THE GAME

2022 - Dyontae Johnson

MAC CHAMPIONSHIP GAME SPECIAL TEAMS PLAYER OF THE GAME

2022 - Jonathon Batzke
2017 - Danzel McKinley-Lewis

BOWL MVP

2024 - Junior Vandeross (GameAbove Sports Bowl)
2015 - Phillip Ely (Boca Raton Bowl)

2014 - Kareem Hunt (2015 GoDaddy Bowl)
2011 - Bernard Reedy (Military Bowl)
2005 - Bruce Gradkowski (GMAC Bowl)
1995 - Wasean Tait (Las Vegas Bowl)

BOWL OFFENSIVE MVP

2022 - Dequan Finn (Boca Raton Bowl)
2014 - Damion Jones-Moore (2015 GoDaddy Bowl)
2005 - Trinity Dawson (GMAC Bowl)
2001 - Chester Taylor (Motor City Bowl)
1984 - Steve Morgan (California Bowl)
1981 - Arnold Smiley (California Bowl)
1971 - Chuck Ealey (Tangerine Bowl)
1969 - Chuck Ealey (Tangerine Bowl)

BOWL DEFENSIVE MVP

2022 - Nate Givhan (Boca Raton Bowl)
2015 - Ja'Wuan Woodley (Boca Raton Bowl)
2014 - Trent Voss (2015 GoDaddy Bowl)
2005 - Mike Alston (GMAC Bowl)
2001 - David Gardner (Motor City Bowl)
1981 - Marlin Russell (California Bowl)
1971 - Mel Long (Tangerine Bowl)
1969 - Dan Crockett (Tangerine Bowl)

BOWL SPECIAL TEAMS MVP

2022 - Thomas Cluckey (Boca Raton Bowl)
2005 - Steve Odom (GMAC Bowl)



Post-Season Honors

ALL-BOWL TEAM

2015 - Storm Norton (Associated Press)

ALL-STAR GAME MVP

2022 - Bryant Koback (Hula Bowl - Kai Team MVP)

2016 - Kareem Hunt (Senior Bowl - North Team MVP)

2003 - Brian Jones (Paradise Bowl)

NATIONAL OFFENSIVE PLAYER OF THE YEAR

1975 - Gene Swick (Touchdown Club Sammy Baugh Award, Football Roundup)

NATIONAL KICKOFF RETURNER OF THE YEAR

2010 - Eric Page (College Football Performance Award)

FWAA FRESHMAN ALL-AMERICA

2019 - Nick Rosi

2009 - Eric Page

2003 - Steve Odom

SPORTING NEWS FRESHMAN ALL-AMERICA

2006 - Barry Church (second team)

FWAA COURAGE AWARD

2002 - William Bratton

MAC COACH OF THE YEAR

2023 - Jason Candle

2017 - Jason Candle

2015 - Matt Campbell

1997 - Gary Pinkel

1995 - Gary Pinkel

1984 - Dan Simrell

1981 - Chuck Stobart

1979 - Chuck Stobart

1971 - Jack Murphy

1970 - Frank Lauterbur

1969 - Frank Lauterbur

1967 - Frank Lauterbur


OHIO COACH OF THE YEAR

2004 - Tom Amstutz

1995 - Gary Pinkel



Kareem Hunt was named the MVP of the 2015 GoDaddy Bowl.



Frank Lauterbur won MAC Coach of the Year honors in 1967, 1969 and 1970.



Heisman Votes / Retired Jerseys

TOLEDO'S HEISMAN TROPHY FINALISTS

1971 HEISMAN VOTE

1. Pat Sullivan, QB, Auburn 1,597
2. Ed Marinaro, RB, Cornell 1,445
3. Gregg Pruitt, RB, Oklahoma 586
4. Johnny Musso, RB, Alabama 365
5. Lydell Mitchell, RB, Penn St. 251
6. Jack Mildren, QB, Oklahoma 208
7. Jerry Tagge, QB, Nebraska 168
- 8. Chuck Ealey, QB, Toledo 137**
9. Walt Patalski, DE, Notre Dame 121
10. Eric Allen, RB, Michigan St. 109



Chuck Ealey

1975 HEISMAN VOTE

1. Archie Griffin, RB, Ohio State 1,800
2. Chuck Muncie, RB California 730
3. Ricky Bell, RB, USC 708
4. Tony Dorsett, RB, Pittsburgh 616
5. Joe Washington, RB, Oklahoma 250
6. Jimmy Dubose, RB, Florida 112
7. John Sciarra, QB, UCLA 86
8. Gordon Bell, RB, Michigan 84
9. Leroy Selmon, DL, Oklahoma 79
- 10. Gene Swick, QB, Toledo 73**



Gene Swick



RETIRED JERSEYS

Only four players in the history of the University of Toledo have had their jersey numbers retired.



16

Chuck Ealey




18

Gene Swick



82

Mel Triplett



77

Mel Long



Academic Honors

NATIONAL ACADEMIC HONORS

COSIDA ACADEMIC ALL-AMERICA (1ST TEAM)

2024 - Anthony Torres
2023 - Judge Culpepper
2012 - Dan Molls
2004 - Lance Moore
2001 - Todd France
1995 - Craig Dues
1983 - Mike Matz

COSIDA ACADEMIC ALL-AMERICA (2ND TEAM)

2024 - Maxen Hook
2023 - Maxen Hook
2018 - Cody Thompson
2002 - Chris Tuminello
2001 - Chris Tuminello
2000 - Todd France
1996 - Craig Dues
1988 - Ken Moyer
1980 - Ted Wampfler

COSIDA ACADEMIC ALL-DISTRICT

2024 - Michael Denning, Emilio Duran, Carter Fouty, Maxen Hook, Anthony Torres, Connor Walendzak, Grant Zimmerly
2023 - Judge Culpepper, Maxen Hook, Tyler Long, David Nwaogwugwu, Nick Rosi, Garrett Schweibert, Anthony Torres
2022 - Judge Culpepper, Maxen Hook, Nick Rosi
2021 - Tycen Anderson, Bryce Harris, Sean Mills, Drew Rosi
2020 - Tycen Anderson, Drew Rosi
2019 - Nate Childress
2018 - Cody Thompson
2017 - Cody Thompson
2012 - Jeremiah Detmer, Zac Kerin, Dan Molls
2008 - Kevin Kowalski (2nd Team)
2007 - Brett Kern (2nd Team)
2003 - Lance Moore
2002 - Chris Tuminello
2001 - Todd France, Chris Tuminello

NCAA POSTGRADUATE SCHOLARSHIP

2003 - Chris Tuminello
2002 - Todd France
1997 - Craig Dues
1994 - Chadd Dehn
1988 - Ken Moyer
1982 - Ted Wampfler



Safety Maxen Hook earned second-team Academic All-America honors in 2023 and 2024.



Anthony Torres earned first-team Academic All-America in 2024, becoming the seventh Rocket to be so honored.



Academic All-MAC

2024

Michael Denning
Emilio Duran
CC Ezirim
Carter Fouty
Tucker Gleason
Bryson Hammer
Dylan Hohler
Brian Keane
Maxen Hook
Martez Poynter
Doran Ray
Cole Rhett
Cooper Rusk
Sam Smith, Jr.
Ethan Spoth
Nicholas Thompson
Anthony Torres
Connor Walendzak
Grant Zimmerly

2023

Dalton Andrews
Adam Beale



Tylen Anderson was a four-time Academic All-MAC honoree from 2018-21.

Drew Covington
Judge Culpepper
Zachary Ford
Carter Fouty
Dallas Gant
Tucker Gleason
Maxen Hook
Tyler Long
Luke Pawlak
D'Andre Ragin
Nick Rosi
Cooper Rusk
Garrett Schwiebert
Anthony Torres
Tanner Wigand

2022

Nate Bauer
Adam Beale
Mitchell Berg
Thomas Cluckey
Judge Culpepper
Ronald Delancy III
Zachary Ford
Tucker Gleason
Maxen Hook
Ben Lisk
Nick Rosi
Garrett Schwiebert
Tanner Wigand

2021

Tylen Anderson
Nate Bauer
Adam Beale
Mitchell Berg
Carter Bradley
Thomas Cluckey
Judge Culpepper
Alex Enders
Bailey Flint
Zachary Ford
Vitaliy Gurman*
Bryce Harris*
Maxen Hook*
Bryant Koback*
Tyler Long
Danzel McKinley-Lewis
Sean Mills
D'Andre Ragin
Josh Recker
Drew Rosi
Vinny Sciury
Justin Stephens

**Distinguished Scholar-Athlete*

2020

Tylen Anderson
Nate Bauer
Parker Bisek
Carter Bradley
Thomas Cluckey
Luke Doerger
Bailey Flint
Zachary Ford
Vitaliy Gurman
Bryce Harris*
Tyler Long
Danzel McKinley-Lewis
Sean Mills
Jerjuan Newton
Josh Recker
Drew Rosi
Nick Rosi


**Distinguished Scholar-Athlete*

2019

Tylen Anderson
Yazeed Atariwa
Nate Bauer
Cameron Bell
Mitchell Berg
Carter Bradley
Nate Childress
Luke Doerger
Jordan Fisher
Reggie Gilliam
Nick Kovacs
Alex Morgan
Drew Rosi
Nick Rosi
Shakif Seymour

2018

Tylen Anderson
Yazeed Atariwa
Cameron Bell
Mitchell Berg
Nate Childress
Devonte' Dunn
Jordan Fisher
Bailey Flint*
Zachary Ford
Reggie Gilliam
Mitchell Guadagni
Bryce Harris
DeAmonte King
Nick Kovacs
Drew Rosi
Shakif Seymour



Safety Maxen Hook was a four-time Academic All-MAC honoree from 2021-24.

Tyler Taafe
Cody Thompson*
Victor Williams
**Distinguished Scholar-Athlete*

2017

Liam Allen
Cameron Bell
Nate Childress
Justin Clark
Reggie Gilliam
Bryce Harris
Nate Jeppesen*
Shakif Seymour
Brad Smith
Brad Spelman*
Tyler Taafe
Brant Weiss*
Logan Woodside*
**Distinguished Scholar-Athlete*

2016

Nate Jeppesen*
Jordan Martin
Storm Norton*
Brad Spelman*
John Stepec*
Tyler Taafe*
Josh Teachey
Cody Thompson*



Academic All-MAC

Brant Weiss
Logan Woodside*
** Distinguished Scholar-Athlete*

2015
Allen Covington*
Ruben Carter
Nate Jeppesen
Storm Norton*
Brad Spelman*
John Stepec
Cody Thompson*
Alex Zmolik
** Distinguished Scholar-Athlete*

2014
Jeremiah Detmer*
Mike Ebert
Nate Jeppesen
Greg Mancz*
Jordan Martin
Jeff Myers
Chase Nelson
Storm Norton
Zac Rosenbauer
Brad Spelman
John Stepec
Logan Woodside*
Alex Zmolik
** Distinguished Scholar-Athlete*

2013
Jeremiah Detmer
Zac Kerin
Greg Mancz
Matt Wall

2012
Jeremiah Detmer
Zac Kerin
A.J. Lindeman
Greg Mancz
Dan Molls
Ben Pike
Matt Wall

2011
Ryan Casano
Dan Molls
Zac Kerin
Mike VanDerMeulen

2010
T.J. Fatinikun

Kevin Kowalski
Dan Molls
Mike VanDerMeulen

2009
Beau Brudzinski
Kevin Kowalski

2008
Beau Brudzinski
Kevin Kowalski

2007
Brett Kern
Mike Krispinsky

2006
Clint Cochran

2005
Jason Robbins

2004
Lance Moore
Jason Robbins

2003
Lance Moore
Frank Ofili

2002
David Gardner
Frank Ofili
Chris Tuminello

2001%
Andrew Clarke
Matt Comer
Todd France
David Gardner
Donta' Greene
Frank Ofili
Chris Tuminello

2000%
Andy Boyd
Matt Comer
Tim Dirksen
Todd France
David Gardner
Lyle Green
Jim Harding
Marcus Hill
Erik Kost
John Manly
Frank Ofili
Michael Schaefer
Jason Spiece
Chris Tuminello

1999%
Andy Boyd
Matt Comer
Todd France
David Gardner
Donta' Greene
Jim Harding
Marcus Hill
Erik Kost
Justin Larrick
Michael Schaefer
Jason Spiece
Chris Tuminello
Jameel Turner

1998
Brock Kreitzburg
Gabe Lindstrom

1997
Loren Burkey
Brock Kreitzburg

1996
Loren Burkey
Craig Dues
Chip Hendon
Ryan Huzjak

1995
Loren Burkey
Scott Brunswick
Craig Dues
Steve Haynes
Ryan Huzjak
Mark Spring
Pete Stone

1994
Scott Brunswick
Chadd Dehn
Craig Donaldson
Craig Dues
Ryan Huzjak
Pete Stone

1993
Chadd Dehn
Terry Jackson

1992
Brian Borders
Chadd Dehn
Rusty Hanna
Terry Jackson



Jeremiah Detmer was a three-time Academic All-MAC honoree from 2012-14.



Academic All-MAC



Jeff Hepinstall made Academic All-MAC in 1975 and 1977.

1991

Brian Borders
Tony Borgerding
Chadd Dehn
Rusty Hanna
Terry Jackson
Andy McCollum

1990

Tony Borgerding
Rusty Hanna
Terry Jackson
Andy McCollum

1988

Jon Bowsher
Ken Moyer

1987

Steve Huffman
Ken Moyer

1986

Pat Delaney
Steve Huffman
Ken Moyer

1985

Ken Moyer

1984

Ken Granader

1983

Tony Lee
Mike Matz

1982

Tony Lee
Mike Matz

1981

Mike Matz
Tad Wampfler
Joe Yanowsky

1980

Tad Wampfler
Pete Kasper
Don Yanowsky

1979

Thomas Weaver

1978

Mike Grayson
Mark Sutter

1977

Jeff Hepinstall
Mark Sutter

1976

Mike Bell
Aaron Bivins
Jack Rohal

1975

Jeff Hepinstall

1974

John Ross
Ed Scott

1973

Mike Osborne

1972

Mike Archambeau
Mike Osborne
Joe Schwartz

1971

Mike Archambeau
Don Fair
Joe Schwartz

1970

Don Fair
Jerry Krugh
Joe Schwartz

1969

Don Fair
Jerry Krugh
Dave Penn

1968

Steve Beier
Dave Penn

1966

Mike Holobetz
Nel Miller

1965

Bill Sammons



Joe Schwartz was a three-time Academic All-MAC honoree from 1970-72.

Beginning in 2014, Academic All-MAC honors were awarded to any player with a 3.20 GPA or higher who was in his second year of athletic eligibility and had played in at least 50 percent of his team's games. From 2014-18, Distinguished Scholar-Athlete awards were voted on by the league's faculty athletic representatives, similar to the previous selection process for Academic All-MAC. From 2019-21, any Academic All-MAC player who earned first-team All-MAC honors and held at least a 3.50 cumulative GPA was automatically named a Distinguished Scholar Athlete.

% From 1999-2001, the Mid-American Conference did not name Academic All-MAC teams. Instead, any student-athlete with a cumulative GPA of 3.0 or higher was named to the "Academic Honor Roll."



All-Time Letterwinners

A

Abbenzeller, Walter - 1917
 Abrams, Brian - 1985
 Abron, Anthony - 2002
 Achter, Rod - 1979-80-81-82
 Adebessin, Hassan - 2004-05-06
 Adeniyi, Olasunkanmi - 2015-16-17
 Aderman, Ralph - 1939
 Adkins, Ed - 1917
 Aguwa, Jerry - 2005
 Alexander, Brandon - 2004-05
 Alexander, Darius - 2020-21-22-23-24
 Alexander, Devin - 2015
 Alexander, Dodge - 1923-24-25-26
 Alexander, Phil - 2002-03-04
 Alexander, Scot - 1977-78-79
 Alexander, William - 1925
 Alexandre, Albertson - 2008
 Allan, Ron - 1961-62
 Allen, John - 2005-06-07-08
 Allen, Liam - 2016-17
 Alles, Todd - 1991-92
 Alston, Mike, Sr. - 1976-77-78-79
 Alston, Mike, Jr. - 2003-04-05-06
 Alsup, Pete - 1971-72-73
 Alvarex, Al - 1937
 Amick, Marcus - 1988-89-90
 Amrozowicz, Mike - 1997
 Amstutz, Tim - 1987-89
 Amstutz, Tom - 1975-76
 Anderson, Dale - 1940-41
 Anderson, Darren - 1988-89-90-91
 Anderson, Hans - 1973
 Anderson, Jehu - 1999-2000-01-02
 Anderson, Jerry - 1953-54-55
 Anderson, Jesse - 2005-06
 Anderson, Jim - 1975-76
 Anderson, Terrell - 2010-11
 Anderson, Tycen - 2017-18-19-20-21
 Andrews, Dalton - 2023
 Andrews, David - 1988-89-90-91
 Andrzejewski, David - 1952-53
 Ansted, Pete - 1974-75-76
 Apling, Don - 1959
 Appairius, Paul - 1978
 Archambeau, Lurley - 1963-64-65
 Archambeau, Mike - 1972-73
 Arthur, Bruce - 1970-72
 Aschliman, Lynn - 1969-70-71
 Ashwood, Andreas - 2008-09
 Atariwa, Yazeed - 2016-17-18-19
 Atkins, Scott - 1984
 Atkins, Walter - 2006-07-08-09
 Ateman, Kelvin - 2021-22
 Aubry, Bob - 1950
 Avery, Aaron - 1996
Awls, Braden - 2023-24
 Azner, Sam - 2007




Former head coach Tom Amstutz lettered for the Rockets in 1975 and 1976.

B

Bachtel, Bruce - 1961-62
 Baffo, Albert - 1942
Bailey, Matthew - 2023
 Bailey, Robin - 2006-07-08-09
 Bailey, Steve - 1987-88-90
 Baker, Al - 1969-70-71
 Baker, Al - 1990-91-92-93
 Baker, Clark - 2004
 Baker, Don - 1962-63-64
 Baker, Frank - 1960-61-62
 Baldy, Matt - 1982
 Ballard, Isaiah - 2008-09-10
 Baltes, Tony - 1969-70
 Bame, Harry - 1919-20-21-22
 Banks, Steve - 1969-70-71
 Barcelona, Chuck - 1951-52-53
 Barker, Jim - 1998-00-01
 Barkley, Mikel - 2022
 Barnes, Steve - 1999
 Bartlett, Ted - 1923
 Barrow, Jackson - 2020-21-22-23, 24
 Barry, Ryan - 1989-90-91-92
 Bascomb, Art - 1969
 Basich, Richard - 1954-55-56
 Baskin, Ernie - 1992-93-94
 Bates, Doug - 2020
 Bates, Jim - 1995-96-97
 Bates, Joe - 2008
 Batzke, Jonathon - 2022
 Baumgartner, Jerry - 1961-62-63
 Baumgartner, Robert - 1932
 Bauer, Nate - 2019-20-21-22-23
 Bayles, Matt - 1986-87
 Beach, William - 1939
 Beard, Charles - 1922
 Beale, Adam - 2020-21-22-23
 Beaver, Clarence - 1941
 Bechtel, Ron - 1924
 Beck, Denver - 1950
 Beckler, Lawrence - 1923
 Beckwith, Derrick - 1995-96-97-98
 Bedee, Ron - 1953
 Beemer, Bob - 1982-83-84-85
 Beier, Steve - 1968-69
 Beier, Tony - 1987
 Beilharz, Ken - 1956
 Bekasiak, J.P. - 2004-05-06
 Belcik, Mike - 1967
 Bell, Cameron - 2017-18-19
 Bell, Dan - 1970-71
 Bell, Mike - 1974-75-76
 Bell, Robert - 2009-10-11-12
 Bell, Willis - 1978
 Bellinger, Julian - 2009-10
 Belt, Jamal - 1992-93-94-95
 Benedict, Pete - 1959-60
 Benington, Dale - 1970-71
 Beougher, Gary - 1974-75
 Berg, Mitchell - 2018-19-21-22
 Bergan, Bill - 1985-86-87
 Bergen, Michael - 2020-21-22
 Berkey, Jim - 1963-64-65
 Berlan, John - 1982-83
 Bernard, Desmond - 2018
 Bernhagen, Ralph - 1930
 Berry, Alan - 1926
 Berry, Jack - 1942
 Berry, Joe - 1942
 Best, Byron - 2009-10-11-12
 Beutler, Tom - 1965-66-67
 Biehl, Robert - 33-34-35
 Bieniek, Dick - 1956
 Biggs, Jeff - 1982
 Bilik, Mike - 1997-98-99
 Billingslea, Norm - 1957-58-59
 Binder, Jon - 1987
 Bisek, Parker - 2020-21
 Bishop, Kent - 1984
 Bivins, Aaron - 1975-76-77
 Black, Don - 1947-48-49
 Black, Fred - 1946-47-48
 Black, William - 1958-60-61
 Blackman, Rhett - 2017-18
 Blackman, Ronnie - 2020
 Blake, Zeke - 2024
 Blakey, Jesse - 1964-65
 Blankumsee, DeMeer - 2020-21-22
 Blazek, Bill - 1986-87-88
 Blazeovich, Michael - 2016
 Bloom, Joe - 1929
 Blue, DeDarallo - 2016-17-18-19
 Bockmore, David - 1999-00-01
 Bockmore, Paul - 2001
 Boczar, Andrew - 2017-18
 Bodart, Jerry - 1975-76-77
 Body, Patrick - 2001-02-03-04
 Boehme, Ron - 1956-57-58

Bogdalek, Jim - 1960-61-62
 Bogel, Bryan - 1991
 Bohl, Brett - 1991
 Bolden, Daniel - 2018-19-20-23-24
 Bolden, Tavares - 1999-2000-01
 Bolton, Louis - 1932-33-34-35
 Boissy, Ed - 1941
 Boone, Penny - 2022-23
 Borders, Brian - 1989-90-91-92
 Borgerding, Tony - 1988-89-90-91
Bowers, Nasir - 2022-23-24
 Bowman, Steve - 1970-71
 Bowsher, Jon - 1985-86-87-88
 Boyd, Andy - 1998-99-00-01
 Boyd, Tom - 1991-92-93-94
 Boykin, Chris - 1990-91-92
 Bradley, Carter - 2019-20-21
 Brady, John - 1979-80-81-82
 Brandon, Mark - 1981-82-83-84
 Bransford, Calvin - 1991-92-93-94



Mike Bell lettered from 1974-76 and later served as the mayor of Toledo from 2010-14.

Branyan, Robert - 1951-52
 Branyan, Rob - 1972-73
 Bratton, William - 1999-2000-02
 Breed, Fred - 1923
 Brewster, Chuck - 1983
 Brewster, Mark - 1991-92
 Briggs, Jack - 1930
 Briggs, James - 1934
 Bright, William - 1934
 Brighton, Arthur - 1938-39-40
 Brinley, James - 1928-29
 Brisker, John - 1968
 Brisker, Marlon - 1996
 Britsch, Matt - 1989
 Brodbeck, Brett - 2007-08
 Broussard, Michael - 2003-04
 Broussard, Quinton - 2002-03-04-05
 Brown, Chad - 1991-92-93

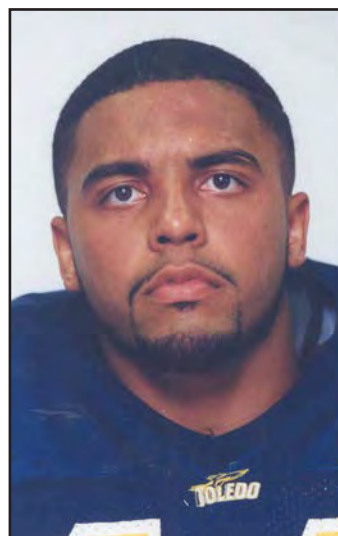


Brown, Dan - 1973-74-75
 Brown, Greg - 1983
 Brown, Howard - 1935-36
 Brown, Jerry - 1948-49
 Brown, John - 1965-66-67
 Brown, Keiron - 2005-06
 Brown, Phil - 1988-89
 Brown, Romauldo - 1988-89-90
 Brown, Tyrone - 1992-93-94
 Brownlee, Willie - 1978
 Brownridge, Craig - 1980
 Brudzinski, Beau - 2006-07-08-09
 Bruggeman, Delbert - 1933-34
 Bruner, Jerry - 1940
 Brunswick, Scott - 1992-93-94-95
 Bryant, Nate - 1992
 Bubacz, Don - 1949
 Buchanan, Larry - 1986
 Buchs, Robert - 1964-65-66
 Bukovich, Dan - 1937-38-39
 Bulls, Maurice - 1991-92-93
 Bulnes, Bob - 1979-80-81
 Burch, Glenn - 1982-83
 Burch, Henry - 1964-65-66
 Burdick, Ty - 1985-86-87-88
 Burgbacher, Charles - 1968-69-70
 Burgin, Ed - 1950
 Burke, Fabian - 1997-98-99-00
 Burkey, Loren - 1995-96
 Burman, Richard - 1932
 Burnett, Jim - 1961
 Burns, Jeff - 1984-85-86
 Burras, Ed - 1946-47-48-49
 Burt, Occie - 1957-58-59
 Burzine, Tom - 2006-07-08-09
 Busch, Jeff - 1972-73-74
 Bush, Ray - 2011-13-14
 Bushong, Jeff - 1980-81-82-83
 Butler, Caven - 2020-21-22-23-24
 Butler, Melvin - 2004
 Byrdy, Bill - 1978-79-81

C
 Caffey, Tim - 1990-91
 Calabrese, Jeff - 1970-71-72
 Calaiacovo, Dan - 1992
 Cameron, Jim - 1957-58-59
 Cameron, Jim - 1973-74-75
 Campbell, Austin - 1924-25
 Campbell, Clarence - 1917
 Campbell, Jack - 1958-59-60
 Campbell, Leon - 1968-70-71
 Capen, Mike - 1993
 Caponigro, John - 1976
 Carlson, Erik - 2010-11
 Carman, Myron - 1946-47-48-49
 Carnicom, Tom - 1953-54
 Carpenter, Keith - 1966
 Carson, Clarence - 1932
 Carson, Robert - 1951-52
Carter, ESean - 2023-24
 Carter, Ruben - 2015

Caverly, Robert - 1968-69-70
 Caywood, Dan - 1971
 Cecutti, Mark - 1978-79
 Chamberlain, Michael - 2005-06
 Chambers, Tyrone - 2017-18-19
 Charles, Glenn - 1928-29-30
 Charleton, Chris - 2002
 Cherry, Doug - 1972-73-74
 Childress, Nate - 2016-17-18-19
 Christensen, Jerry - 1993-94-95
 Church, Barry - 2006-07-08-09
 Cira, Paul - 1953
 Cisco, Marc - 1959-60
 Clark, Dexter - 1983-84-85-86
 Clark, Justin - 2017-18-20-21
 Clark, Lyle - 1942
 Clark, Patrick - 2005-06
 Clark, Ron - 1959
 Clark, Sevaughn - 2024
 Clarke, Andrew - 2001-02-03
 Claus, Bill - 2008-09-10-11
 Clemons, Frank - 1940-41
 Cluckey, Thomas - 2019-20-21-22
 Cochran, Clint - 2005-06-07
 Cochran, Pete - 1985
 Coeling, Brent - 1981
 Cole, Cameron - 2013-15
 Cole, Charles - 1969-70
 Cole, Dan - 1999
 Cole, Emerson - 1947-48-49
 Cole, Emmanuel - 1980-81-82-83
 Cole, Jack - 1951-52
 Cole, John - 1925-27
 Cole, Nate - 2007-08-09-10
 Coleman, Jaylen - 2013-14-15
 Coleman, Mike - 2021-22
 Collins, Carl - 1925
 Collins, Chris - 2012-13-14
 Collins, DaJuane - 2006-07-08-09
 Collins, George - 1949
 Collins, Joseph - 1967
 Collins, Justin - 2007
 Comer, Matt - 1998-99-2000-01
 Conley, Stacey - 1978-79-81
 Conners, Pat - 1954-55
 Connor, Brian - 1993
 Conroy, Joe - 1974-76-77-78
 Constant, SkyLaar - 2006-07-08-09
 Cook, Gene - 1955-56-57
 Corbett, Darius - 2019
 Cornachione, Craig - 1971-72
 Cortazzo, Tim - 2009-10
 Cotter, Pat - 1973-74-75
 Cotterman, Chandler - 2016-17-18
 Cottrell, Ernest - 1948-49
 Cottrill, Clark - 1949-50
 Covington, Aaron - 2016
 Covington, Allen - 2012-13-14-15
 Covington, Drew - 2023
 Cowan, Steve - 1991-92
 Cox, Dan - 1977-78-79
 Cox, Jason - 2002

Cradieth, Torrance - 1999-00-01
 Craft, Evander - 2018-19
 Craig, Richard - 1937-38-39
 Crider, AJ - 2018-19-20-21
 Crockett, Daniel - 1968-69
 Crockett, James - 1923
 Cron, Joe - 1982-83
Crosby, Terrell - 2024
 Cross, Tom - 1978
 Crosser, Paul - 1924
 Crots, Ken - 1967-68-69
 Crots, Virgil - 1974
 Culpepper, Judge - 2021-22-23
Cunanan, Dylan - 2024
 Cunningham, Jon - 1999
 Cuomo, Adam - 2002



Current superintendent of Toledo Public Schools Romulus Durant was a four-time letterwinner from 1995-98.

Curry, Ray - 1996-97-98
 Cutcher, Eddie - 1991
 Czelusta, Frank - 1924-25

D
 Dadosky, Mike - 1972
 Dally, James - 1960-61
 Dalmás, Paul - 1995-96
 Dame, Robert - 1954-55
 Dandridge, Keith - 2001
 Daniels, Dave - 1965-66-67-68
 Daniels, David - 1963
 Daniels, Sid - 1999-00-01
 Daniszewski, Mark - 1978-79
 Dantin, Austin - 2009-10-11-12
D'Appolonia, Chris - 2023
 Dauer, Jack - 1971
 David, Frank - 1961-62
 David, Tom - 1989
 Davidson, Jimmy - 2010-11-12

Davis, Andrew - 2015-18
 Davis, Anthony - 2015-16
 Davis, Daniel - 2016-17
 Davis, Ed - 1967-68-69
 Davis, Erik - 2018-19
 Davis, Evan - 2019-20
 Davis, Gene - 1937
 Davis, Keith - 1933
 Davis, LaMarr - 2018
Davis, Malachi - 2024
 Davis, Richard - 1935
 Davis, Richard - 2005-06
 Davis, Romain - 1994-95-96-97
 Dawson, Trinity - 2002-03-04-05
 Day, James - 1935-36-37
 DeBarr, Ed - 1974-75-76
 Deer, James - 1974
 Dehn, Chadd - 1991-92-93-94
 Delancy III, RJ - 2021-22-23
 Delaney, Pat - 1984-85-86-87
 Delcher, Jack - 1927-28-29
 Delwiche, Larry - 1978
 DeMaria, Jesse - 1980
 Denney, Mike - 1980-81-83
 Denning, Michael - 2023-24
 Dennis, Fred - 1949
 Dennis, John - 1967-68
 Densmore, Warren - 1938-39-40
 Detmer, Jeremiah - 2011-12-13-14
 DeWalt, Jared - 2006-07-08-09
 Dickey, Brett - 1983-84
 Dickey, Richard - 1946-47
 Diggs, Chad - 2006
 DiLauro, Joseph - 1988-89-90-91
 Dirksen, Tim - 2001-02-03
 DiSalle, Louis - 1934-35-36
 Dixon, Lance - 2024
 Dixon, Robert - 1946-47-48-49
 Dobis, Richard - 1955
 Dodrill, Brock - 2001-02-03
 Doerger, Luke - 2017-18-19-20-21
 Doliboa, Tom - 1976
 Donahue, Steve - 1970-71-72
 Donald, Archie - 2006-08-09-10
 Donaldson, Craig - 1991-92-93-94
 Donley, William - 1927
Dottin, Jaden - 2023-24
 Douglas, Jahneil - 2019
 Draves, Richard - 1927
 Dressel, Leo - 1942
 Dues, Craig - 1993-94-95-96
 Duhaime, Fredrick - 1933
 Duke, Willie - 1970-71-72
 Dukes, Christian - 2012-13-14-15
 Dumont, Lavel - 2020-21-22
 Dunbar, Keith - 1985-86-87
 Duncan, Thomas - 1968-69-70
 Duncan, Walter - 1987-88-89-90
 Dunstan, Doug - 1991
Dunn, Anthony - 2024
 Dunn, Devonte - 2018-19-20
 Dunn, Gary - 1967-69



TOLEDO FOOTBALL HISTORY

Dunn, Harold - 1926-27-28-29
Dunwald, Herman - 1967-68-69
Duran, Emilio - 2023-24
Durant, Romules - 1995-96-97-98
Durham, William - 1955
Durst, Joe - 1976
Dyser, Bryan - 1994
Dye, Paul - 2000-01-02

E

Ealey, Chuck - 1969-70-71
Ealey, Damon - 1995
Earley, Richard - 1961
Eberflus, Matt - 1988-89-90-91
Eberlin, Rich - 1970-71-72
Ebert, Mike - 2013-14-15-16
Edwards, Wilson - 1928-29-30
Ehrhardt, Clarence - 1940
Ehrhardt, Richard - 1946-47
Elchert, Andrew - 2010
Eldridge, Herb - 1950
Elliott, Jayrone - 2010-11-12-13
Ellis, Nick - 2014-15-16
Ellis, Sawiaha - 2022-23



Dick Huston (1941, 46-47) had 15 touchdown runs of 40 or more yards.

Ely, Phillip - 2014-15
Elzey, Arnold - 1965
Elzey, Paul - 1965-66-67
Emerson, Alan - 1930
Emery, Lee - 1964-65
Emery, Willie - 1991
Emilien, Vladimir - 2012-13
Emmert, Parks - 1926
Enders, Alex - 2021
Engel, Erik - 1994-95
Enright, William - 1930
Erickson, Steve - 1963-64-65
Ernest, James - 1956
Estes, Tom - 1957-58

Ettenger, Elwood - 1947
Evans, Jerry - 1987-88-89-90
Ezirim, CC - 2023-24

F

Faasen, Erik - 2001-02
Fair, Don - 1969-70-71
Fair, Paul - 1968
Faison, Chris - 2006-08
Faithful, Bernard - 2004-05-06-07
Farbrother, Dan - 1953-54-55
Farmer, Harry - 1947
Farmer, Kelvin - 1984-85-86
Farmer, Tim - 1994
Farr, Danny - 2010-11-12
Farris, Ed - 1972-73-74
Fatinikun, T.J. - 2009-10-11-12
Fatula, David - 2005-06
Faulkner, Mark - 1984
Feldstein, Joe - 1922
Fellabaum, Donald - 1923
Fenn, Josh - 2018-19
Fernandez, Matt - 1994-95-96-97
Fetters, William - 1930
Filliater, Greg - 1971-72
Finley, Charles - 1951-52-53
Finn, Dequan - 2020-21-22-23
Finucan, Mike - 1973
Fioritto, Pete - 1977
Fisher, Jordan - 2016-17-18-19
Fitzgibbons, Shaun - 2005-06
Flack, Robert - 1965-67-68
Fletcher, Dewayne - 1986-87-88-89
Fletcher, Drake - 2013-14
Flint, Bailey - 2017-18-19-20-21
Flowers, Jason - 2003-04-05
Floyd, Alvin - 1957-58-59
Fluellen, David - 2010-11-12-13
Flynn, John - 1965-66-67
Flynn, Robert - 1968-69-70
Flynn, William - 1964-65
Foltz, James - 1946-47-48
Ford, Burton - 1922-23
Ford, Carl - 1999-2000-01-02
Ford, Larry - 1982
Ford, Travion - 2023
Ford, Zachary - 2018-20-21-22-23
Forestal, Keith - 2005-06-07-08
Fortman, Carl - 1975
Formentin, John - 1990-91-92-94
Fortner, Ryan - 2000
Foster, Lawrence - 1993
Fought, Lester - 1938-39-40
Fought, Matt - 2007-08
Fouty, Carter - 2023-24
France, Todd - 1998-99-00-01
Francis, Tozere - 1974-75-76
Franklin, Lester - 1938-39-40
Frazier, Kennedy - 2015-17
Fredricks, Mike - 1978-79
Freeburg, Rourke - 2022
Freeman, Mace - 1995-96-97-98

Frierson, Leo - 1999-00-01
Fuller, Andre - 2022-23
Fuller, Sidney - 1976

G

Gabel, Brian - 1986-87
Gadt, Floyd - 1950-52
Gaines, Don - 2001
Galayda, Dennis - 1958-60
Gales, Stephen - 2024
Gall, William - 1946-47
Gamby, Rodney - 2003-04
Gandee, Kevin - 1977
Gant, Dallas - 2022-23
Gant, Jim - 1991-92-93
Gant, Roosevelt - 1975
Gardner, David - 1999-2000-01-02
Gardner, Mike - 1974-75
Garrett, Buster - 2007-08
Gasiorowski, James - 1949-50
Gast, Les - 1935-36
Gaymon, Sam - 2010-11-12
Geese, Robert - 1939-40-41
Geis, Mike - 1987
Geitgey, Donald - 1939-40-41
George, Levi - 2007
Gerber, Henry - 1917
Gerson, Harold - 1937
Gewont, Jan - 2008
Gibbs, Keenen - 2014-15
Gibney, Chuck - 1963
Gibney, Tom - 1957-58-59
Gibson, Phil - 1998-99-00-01
Giles, Henry - 1939
Gilliam, Reggie - 2017-18-19
Gillooly, Thomas - 1932-33
Gilmore, Fred - 1950-51
Giordano, Joe - 1952
Giuntolis, Rex - 1960
Givhan, Nate - 2018-19-20-21-22
Gladioux, Alton - 1942
Glase, James - 1942
Gleason, Tucker - 2022-23-24
Godfrey, Archie - 2000
Goins, Richard - 1948
Golden, Justin - 1996-97
Gongwer, Warren - 1939-40-41
Good, Clarence - 1984-85-86
Goodman, Jim - 1969-70-71
Goodrich, Keith - 1971-72-73
Goodwin, Marcus - 1989-90-91-92
Goodwin, Wayne - 1989
Gordon, James - 2011-12
Gordon, Richard - 1950-51-52
Gosline, Robert - 1932
Gossman, Dan - 1990
Goto, Hiro - 1998
Gotwald, Jon - 1975-76-77-78
Goulde, DeJuan - 1998-99-2000
Goulde, Dorian - 2000
Grace, Tom - 1964-65-66
Gradkowski, Bruce - 2002-03-04-05


Grailer, George - 1940
Granader, Ken - 1982-83-84
Gray, Jim - 1962-63-64
Grayson, Mike - 1978-79
Greco, John - 2004-05-06-07
Green, Chris - 2017-18
Green, James - 2010-11-12-13
Green, Jeff - 1992-93-94
Green, Jeff - 2005-06
Green, Lyle - 1997-98-99-00
Greenberg, Scott - 2001
Greene, Donta - 1999-2000-01-02
Greene, Robert - 1964
Greer, James - 1975
Greisiger, Bill - 1976-77
Griffin, Anthony - 1992
Gross, Guy - 1966
Gross, James - 1932
Gross, Nat - 1981-82
Grothous, Greg - 1999-00-01-02
Grude, Ty - 1993-94-95-96
Gruenschlaeger, Steve - 1983
Gruno, Tom - 1984-86-87-88
Grutter, James - 1960-61-62
Guadagni, Mitchell - 2017-18-19
Gucciardo, AJ - 2021
Gudger, John - 1979-80-81-82
Gulick, Merle - 1924-25
Guitteau, Tom - 1962
Gurman, Vitaliy - 2020-21
Gwinn, Chuck - 1962

H

Habzda, Greg - 1979-80-81
Hackley, Edwin - 1936
Haden, Jordan - 2012-13-14
Haggerty, James - 1951-52-53
Haladik, Frank - 1949-50
Halgas, Robert - 1949-50
Hall, Harold - 1947-48-49
Hall, Harry - 1952
Hall, Maurice - 1978-79-80-81
Hall, Skip - 1973
Hamblin, Russ - 1979
Hamilton, Mardo - 1946-47-48
Hamilton, Shannon - 1990
Hamilton, Steve - 1993
Hamlar, David - 1946
Hamlin, Noah - 2020
Hammer, Bryson - 2024
Hammer, Donald - 1942
Hamood, Sameer - 1998-99-00-01
Han, Willi - 1949
Hancock, Willie - 1958-59-60
Hanley, Joe - 1952-53
Hanna, Rusty - 1989-90-91-92
Hannum, Brandon - 2000-01-02
Harberson, Alan - 1983
Harding, Jim - 1997-98-99-00
Hardy, Bill - 1989-90
Hardy, Charles - 1946-47-48
Hardy, David - 1946-47



Harman, R. R. - 1947-48
 Harman, Hal - 1975
 Harper, Dawalyn - 2011-12-13
 Harper, John - 1975
 Harrah, Rick - 1987
 Harris, Bryce - 2016-17-18- 20-21
 Harris, Dwayne - 1995-97-98
 Harris, Ed - 1982-83-84-85
 Harris, Greg - 2007-08
 Harris, Tony - 1969-70
 Harrison, AJ - 2019- 20
 Hartong, Bryan - 1985-86-87-88
 Harroun, George - 1917
 Harshman, Paul - 1963-64
 Harste, Adolf - 1927-28-29
 Hatfield, Keno - 1934-35-36
 Hatgas, Mark - 1994-96
 Hauser, James - 1965-66
 Hausfeld, Dave - 1974-75-76-77
 Hawkins, Andrew - 2005-06-07
 Hay, Greg - 2005-06-07
 Hayes, Ray - 1965-66-67
 Hayes, Robert - 1938-39-40
 Hayes, William - 1965
 Haynes, Howard - 1946
 Haynes, Juwan - 2012-13-14-15
 Haynes, Steve - 1994-95
 Hays, Jim - 1948-49-50
 Hedberg, Axel - 1948-49



Curtis Johnson (1967-69) was a starting cornerback for the Miami Dolphins in Super Bowl VII in 1973.

Hefferman, Jim - 1957-58
 Hefflin, Brandon - 2000-01-02
 Heidecker, Brandon - 2017-18-19
 Heider, Jim - 1957
 Heller, Eric - 2006
 Hemmelgarn, Terry - 1983-85
 Hendershot, Josh - 2011-12-13-14
 Henderson, Howard - 1984
 Hendon, Chip - 1994-95-96
 Hendy, Jordan - 2019
 Hennessey, Chad - 1935-36-37

Henning, Fred - 1959-60
 Hepinstall, Jeff - 1975-76-77
 Herbert, John - 1961-62
 Herbert, Tyrrell - 2004-05-06-08
 Herndon, Kelly - 1995-96-97-98
 Herrold, Dennis - 1960
 Herron, Mark - 1993-94-95-96
 Hester, Treyvon - 2013-14-15-16
 Heuer, Michael - 2002-03-04
 Hickman, David - 1966-67-68
 Hicks, Barrion - 1984
 Higgins, Kenny - 2004
 High, Josh - 2014-15
 Hill, Marcus - 1999
 Hill, Maurice - 2006-07-08-09
 Hines, Jamal - 2018-19-20-21-22
 Hinkle, Dave - 1946-47
 Hinkson, Gary - 1969-70-71
 Hirsler, Tony - 1987-88-89
 Hisson, Carleton - 1928-30-32
 Hladio, Frank - 1969
 Hobbs, Mark - 1972
 Hodge, Roy - 1955-56-57
 Hohenberger, Chris - 1978-79-80-81
Hohler, Dylan - 2024
Holley III, Eric - 2022-23-24
 Holifield, Chris - 1994-95-96-97
 Hollman, Ka'dar - 2016-17-18
 Holmes, Chris - 2001-02-03-04
 Holmes, Fred - 1952-53
 Holobetz, Mike - 1965-66
 Holt, Deshawn - 2022-23-24
 Holt, Saeed - 2018-19- 20
 Holzer, Tom - 1954
 Hood, David - 2017-18-19-20-21
 Hoogendoorn, Russ - 1959-60-61
 Hook, Maxen - 2020-21-22-23-24
 Hook, William - 1923
 Hoover, Harper - 1922-23
 Hopkins, Chris - 2004-05-06-07
 Horton, Kenley - 2003
 Hotz, Don - 1969-70
 Hotz, George - 1969
 Howard, Reggie - 2017-18
 Howell, Dan - 1955-56-57
 Hoyt, Steve - 1981-82-83-84
 Hritzko, Dan - 1941-46-47
 Hromika, Dennis - 1965-66-67
 Hubbard, Shane - 2008
 Hudson, Terrance - 2001-02-03-04
 Huebner, Brad - 1967
 Huffman, Steve - 1985-86-87
 Hugger, Fred - 1949-50
 Hughley, Renza - 1986-87
 Humbert, Gary - 1984
 Hunt, Kareem - 2013-14-15-16
 Hunt, Robert - 1954-55-56
 Huntley, Mark - 1982
 Hunyadi, Butch - 1978-79-80-81
 Hurlburt, Joe - 1977
 Hurt, Mike - 1970-71
 Hurt, Mark - 1973-74-75-76
 Huston, Richard - 1941-46-47
 Huston, Bill - 1975

Hutchinson, Eric - 1984-86-87
 Huzjak, Ryan - 1993-94-95-96
 Hymore, Frank - 1975-76

I
 Ilich, Jovan - 1997-99-00
 Inglis, Tim - 1983-84-85-86
 Irvin, Miquel - 1999-00
 Irvine, Tim - 1971-72
 Isaiah, Rick - 1987-88-89-90

J
 Jackson, Isaiah - 1996-97-98
 Jackson, Jeff - 1980-81
 Jackson, Keon - 2002-03-04-05
 Jackson, Terry - 1990-91-92
 Jackson, Thomas - 1992
 Jackson, Webster - 2001
 Jaeschke, Donald - 1933
 James, Jakob - 2024
 James, Jeff - 1973
 James, Tre - 2014-15
 Jaquillard, Chris - 1993
 Jarm, Frank - 1977
 Jarrett, Olanzo - 1999
 Jefferson, Ed - 1977-78
 Jeppesen, Nate - 2014-15-16-17
 Jeudy, Lantz - 2002-03
 Jenkins, Asa - 1951
 Jesion, Mike - 1965
 Johnson, Alex - 2007-08-09-10
 Johnson, Curtis - 1967-68-69
 Johnson, Delando - 2014-15-16
 Johnson, Desjuan - 2018-19-20-21-22
 Johnson, Diontae - 2015-17-18
 Johnson, Dyontae - 2018-19-20-21-22
 Johnson, Gordon - 1922
 Johnson, Jamie - 1993-94-95-96
 Johnson, John - 1964-66
 Johnson, Jon'Vea - 2015-16 -17-18
 Johnson, Keith - 1977
 Johnson, Manny - 1999-00-01-02
 Johnson, Melvin - 2018
 Johnson, Nate - 1994-95-96
 Johnson, Pat - 1987-88-89-90
 Johnson, William - 1949
 Johnston, Barry - 1984
 Johnston, Scott - 1971
 Jolliff, Pete - 1959-60-61
 Jones, Allen - 2024
 Jones, Brian - 2002
 Jones, Bryant - 1983
Jones, Connor - 2023-24
 Jones, Corey - 2013-14-15-16
 Jones, Elijah - 2010-11-12
 Jones, Jerome - 2008-09-10-11
 Jones, Joey - 1995-96-97
 Jones, John - 1987-88
 Jones, Jonathan - 2020-21
 Jones, Malik - 2017
 Jones, Marc - 1973
 Jones, Nate - 2000-01

Jones, Orion - 2012-13-14-15
 Jones, Ronnie - 2016-17-18-19
 Jones, Steve - 1967-68-69
 Jones, Waynard - 1984-85
 Jones-Moore, Damion - 2013-14-15-16
 Jordan, Anthony - 2002-03-04-05
 Julian, Michael - 2014-15-16-17

K
 Kaczmarek, Rick - 1972-73-74
 Kaczur, Nick - 2001-02-03-04
 Kadlick, Frank - 1941
 Kagy, Ethan - 2011-12-13
 Kampfe, Doug - 1962
 Karikas, Dave - 1975-76-77
 Kaser, Ed - 1954-55-56
 Kaser, Richard - 1951-52-53
 Kasper, Pete - 1978-79-80
 Kasprzak, Greg - 1986
 Kassem, Sami - 2017-18
 Katzenstein, Joe - 1952-53
 Kaufman, Ron - 1960-61
 Kavanaugh, Matt - 2000
 Kazmaier, Donald - 1924-26-27-28
 Kazmaier, Richard - 1924-25
 Keeler, Dave - 1975
 Keene, Steve - 1987-88
 Keesee, Rick - 1985
 Keim, George - 1971-72-73
 Keighley, Hank - 2008-11-12
 Kelleher, Bob - 1975-76
 Keller, Harry - 1961
 Keller, Ken - 1917
 Keller, Nick - 1917
 Keller, Ray - 1962
 Kelley, Jason - 1989-90-91-92
 Kelly, Micah - 2020-21-22-23
 Kelso, Jim - 1980-81-82-83
 Kendel, Jim - 1976
 Kendrick, Dean - 1949
 Kenerly, Irv - 1976-77-78
 Kennedy, Mike - 1977-78-79-81
 Kennedy, Steve - 1972
 Keran, Dennis - 1967
 Kerin, Zac - 2010-11-12-13
 Kern, Brett - 2004-05-06-07
 Kerner, Richard - 1977
 Kershaw, Darryl - 1983
 Kerstetter, Robert - 1938-39
 Kertz, Joseph - 1930
 Ketterman, Dal - 1956-57
 Kettle, Dale - 1930
 Kidd, Kevin - 1995-96-97
 Kijowski, Pete - 1955
 Kilgo, Kevin - 2007
 King, Anthony - 2007
 King, DeAmonte - 2018-19-20-21
 King, Gregg - 1995-96-97-98
 King, Howard - 1934
 Kinnee, Matt - 1988-89
 Kiser, Al - 1955
 Kissane, William - 1939-40



TOLEDO FOOTBALL HISTORY

Klaer, Ryan - 1994-96
 Klotz, Ron - 1960-61-62
 Klugh, Harvey - 1977
 Knecht, Ed - 1948-49
 Knox, Robert - 1966-67
 Koback, Bryant - 2018-19-20-21
 Kocsis, Lon - 1979-81-82
 Kocsis, Rock - 1982
 Komorowski, Vincent - 1929
 Kontak, Emil - 1935-36-37
 Kooken, Ray - 1955-56
 Kootz, John - 1956
 Korotky, Harry - 1955
 Kost, Erik - 2000
 Kotnik, Don - 1963
 Kovacs, Nick - 2018-19
 Kowalski, Kevin - 2007-08-09-10
 Krach, Jack - 1949
 Krach, Joe - 1946-47-48-49
 Kralik, Frank - 1949-50-52
 Krall, Gary - 1974
 Kramer, Pete - 1965-66-67
 Krasula, Mike - 1976-77
 Kratch, Colby - 2011-12
 Kregel, David - 1962-64
 Kreitzburg, Brock - 1995-96-97
 Krieger, Daniel - 1925-26-27
 Krieger, Robert - 1965-66
 Krimm, Paul - 1986-87-89
 Krispinsky, Michael - 2004-05-06-07
 Krugh, Jerry - 1969
 Kruse, Kevin - 1980
 Kubiak, Tim - 1993
 Kuebbeler, Rollin - 1924-25
 Kuhl, Lenny - 2022
 Kuligowski, Craig - 1987-88-89-90
 Kulon, Adam - 2014-16
 Kushner, Nick - 1965

L
 Lacey, Michael - 2019-20-21
 Lajewski, Joe - 1988-89-90-91
 Lamar, Jason - 1997-98-99
 Lamb, Jeff - 1989-90
 Lamb, Johnathan - 2008-09-10-11
 Lamb, Steve - 1980
 Lamb, Tom - 1988-89-91
 Lanari, Steve - 1978
 Landrom, Jamar - 2002

Lancia, Connor - 2017-18
 Landers, Matt - 2021
Lang, Zy'Marion - 2024
 Langel, Gary - 1972
 Lanzi, Ed - 1952
 Lanzi, Harry - 1950-51-52
 Laraway, Jack - 1978-79-80-81
 Larrick, Justin - 1999
 Laude, David - 1949
 Lawrence, Nick - 2005-06-07
 Lawson, Tony - 1985-88
 Lee, Tony - 1981-82-83
 Lefkowitz, Leonard - 1957
 Lembright, Wynn - 1961-62-63
 Lemie, Carl - 1946-47
 Lenehan, D.J. - 2007
 Lenix, Mike - 1997-98-99
 Lepley, Pete - 2005
 Lewis, Al - 1946-47-48-49
 Lewis, Phil - 2011-12
 Ligibel, Clarence - 1941-42
 Linberger, George - 1986-87-88-89
 Linch, Jack - 2014-15-16-17
 Lindeman, A.J. - 2010-11-12
 Lindsay, Matt - 1974-75
 Lindsay, Phil - 1951
 Lindsay, Jim - 1981
 Lindstrom, Gabe - 1997-98
 Ling, Jeff - 1998-99
 Lisk, Ben - 2022-23
 Lisowski, Robert - 2012-13-14
 Loeri, Ken - 1977
 Lomberger, Rudy - 1998-99-00
 Long, Mel, Sr. - 1969-70-71
 Long, Mel, Jr. - 1997-98-99-00
 Long, Paul - 1976-78-79
 Long, Tyler - 2019-20-21-23
 Longenecker, Clinton - 1976
 Loper, Willie - 1964-65
 Losonski, Joe - 1936
 Love, Clarence - 1994-95-96-97
 Lovelace, Harold - 1989
 Lowe, Jordan - 2022-23
 Lowry, Ron - 1961-62
 Lucente, Fred - 1938
 Luderman, Larry - 1974-76
 Luketich, Frank - 1977
 Luna, Greg - 2005-06
 Lundy, Lloyd - 1978-79

Lyskova, Charles - 1940-41
 Lyons, Al - 1981-82

M
 Mabbott, Eric - 1978
 Macek, Larry - 1973-74-75
 Machoukas, George - 1951-52-53-54
 Mack, Jeremy - 2005-06-07
 Macon, Dwight - 2011-12-13-14



James Pierce (1922-23) was the Rockets' first African-American team captain and later became a professor.

Maddox, Devin - 2019-20-21-22-23
 Madison, Ross - 2010-11-12-13
 Maher, Francis - 1937-38-39
 Major, Kendall - 2021-22-23
 Malone, Antonio - 2002-03-04-05
 Mancz, Greg - 2011-12-13-14
 Manley, Phillipkeith - 2008-09-10-11
 Manly, John - 1999
 Mann, Cliff - 1923
 Manson, Jason - 1999-2000-01
 Manthey, Mike - 1973-74-75
 Manton, Joseph - 1922
 Manu, Loa - 1990
 Manuel, James - 1968-69
 Manuszak, Mike - 1976
 Marihaugh, Charles - 1924
 Marinkov, Steve - 1984
 Marohn, Robert - 1955
 Marquard, Jim - 1986-87
 Marotti, Louis - 1937-38-39
 Marrow, Desmond - 2006-08-10-11
 Marrow, Vince - 1991
 Marshall, Douglas - 1928-29
 Martin, Alfred - 2004-06-07

Martin, Astin - 2002-03
 Martin, Bo - 2003-04-05-06
 Martin, Don - 1948-49
 Martin, Jeff - 1932-33
 Martin, Jordan - 2014-15-16
 Martin, Robert - 1962-63-64
 Martin, Ronald - 1962-63-64
 Martishius, Walt - 1955-56-57
 Massey, J.D. - 1973-75
 Mathews, Edrick - 2017-18-19
 Mathis, Trevon - 2014-15-16-17
 Matthews, Marcus - 1994-95-96-97
 Matz, Mike - 1981-82-83
 Mauss, Carleton - 1948-49
 Mawer, Stanley - 1917
 Maxwell, George - 1954-55-56
 Maynard, Lucas - 2017-18
 Mays, Mark - 1979
 McBeth, Casey - 1991-92-94
 McCants, Willie - 1956
 McCartney, Tom - 1959-60-61
 McCollum, Andy - 1989-90-91-92
 McCray, Antwon - 1999-00-01
 McCreary, Mike - 1986-87-88
 McCrimmon, Nevone - 2017-18
 McCulley, Skip - 1976-77-78-79
 McDonald, Chris - 2019-20-21-22-23
 McDougale, Scooter - 2004
 McDowell, Cassius - 2011-12-13
 McFarlin, Marques - 2005
 McGuire, Darion - 2207
 McGuire, Harold - 1983-84-85-86
 McGuire, Philip - 1926
 McHugh, Colin - 2008-09-10
 McInnes, Malcolm - 1922
 McIntosh, Damien - 2008
 McKimmy, Dick - 1953-54-55
 McKinley-Lewis, Danzel - 2016-17-18-19-21
 McKinney, Kevin - 1991-92-93-94
 McKinnon, Hector - 1938-39
McKinstry, Tyler - 2024
 McLean, Jake - 1998-99-2000-01
 McManue, Francis - 1930
 McMillan, Harry - 1964
 McMorgan, Gifford - 1923
McNeil-Warren, Emmanuel - 2022-23-24
 McNitt, Scott - 1983
 McNutt, Henry - 1928-29-30
 Meadows, Darryl - 1980-81-82
 Meenan, Chris - 2007-08
 Meger, Kevin - 1989-90-91-92
 Mele, Chris - 1978-81
 Melfi, Mark - 1987-88-89
 Mell, James - 1959-60
 Menefee, Dave - 1978-79-80-81
 Menefee, Robert - 2002
 Mengle, Raymond - 1930
 Meredieth, Casey - 2008
 Merrick, Chris - 1996-97
 Meyerhofer, Henry - 1930
 Miceli, Frank - 1992
 Middlebrooks, Bob - 1975



Storm Norton earned four varsity letters from 2013-16.



Miercynski, Leopold - 1926-27
 Miklovic, Ned - 1956-57-58
 Milburn, Rick - 1982-83
 Miley, George - 1947-48-49-50
 Milkie, Brett - 1978-79
 Miller, Len - 1974-75
 Miller, Mel - 1966-67-68
 Miller, Tony - 2000
 Milligan, Rolan - 2015
 Mills, Sean - 2018-19-20-21
 Miner, Walt - 1964-65
 Mines, Jaylin - 2021-22-23
 Minna, Marty - 1977
 Minnfield, Mel - 1971-72-73
 Mitchell, Ben - 1990
 Mitchell, Bob - 1977-78-79
 Mitchell, Bryce - 2017-18-19-20-21
 Mitchell, Quinyon - 2020-21-22-23
 Mochko, Dale - 1967
 Molik, Tom - 1959-60-61
 Molls, Dan - 2009-10-11-12
 Montgomery, Jack - 1984-85-86
 Montgomery, Kevin - 1992-93-94-95
 Monto, Carl - 1936
 Moore, Clayton - 1981-82-83-84
 Moore, Earl - 2016
 Moore, Lance - 2001-02-03-04
 Moore, Marquise - 2013-15-16-17
 Moore, Nick - 2005-06-07-08
 Moorman, Rod - 1971
 More, Joseph - 1922
 Morettete, Al - 1935
 Morgan, Ainsworth - 1991-92-93
 Morgan, Alex - 2019
 Morgan, Charlie - 2017
 Morgan, Fred - 1955-56
 Morgan, Steve - 1981-82-83-84
 Morookian, John - 2008-09-10-11
 Morris, Corey - 1998-99-2000
 Morris, Nigel - 2004-05-06
 Morrison, Steven - 2004-05-06
 Morrow, Diauntae - 2010-11
 Moses, David - 1924
 Moses, Louis - 1927-28
 Moses, Philip - 1966-67-68
 Moss, Roland - 1966-67-68
 Mossburg, Darrell - 1989-90-91-92
 Moyer, Ken - 1985-86-87-88
 Mueller, Ron - 1964
 Mulinix, Jim - 1971-72-73
 Mullins, Derrius - 2019
Munnerlyn, Don - 2023-24
 Murdock, Chase - 2012-13-14-15
 Murin, Frank - 1982-83
 Murphy, Chris - 2007
 Murphy, Kevin - 1977
 Murray, John - 1958-59-60
 Mussehl, Robert - 1929-30
 Myers, Jeff - 2011-12-13-14
 Myneder, Robert - 1942

N

N'Shaka, Neru - 2017-18-19
 Najarian, Adam - 1932-33-34
 Nash, Robert - 1939-40-41
 Nasonti, Ed - 1980
 Neff, Orin - 1932-33
 Nelson, Chase - 2012-13-14
 Nelson, Damon - 1990-92-93
 Nemec, James - 1968-69-70
 Neubrecht, Kenneth - 1929
 Neuendorf, Doug - 1971-72-73
 Neumann, Robert - 1957-58
 Newton Jerjuan - 2020-21-22-23-24
 Newsome, Ted - 1988-89-90
 Nichols, Bruce - 1985-86-87-88
 Nichols, D.J. - 2005-06
 Niezgoda, John - 1969-70-71
 Nikitenko, George - 1985



Gib Stick, a letterwinner for the Rockets from 1921-24, was one of Toledo's first stars.

Nixon, Shawn - 2003
 Nkansah, Elijah - 2014-15-16-17
 Noble, Danny - 2008-09-10-11
 Nolan, Thomas - 1962-63
 Nonnan, Lawrence - 1933
 Norrils, Cheatham - 2013-14-15
 Norton, Storm - 2013-14-15-16
 Nowak, Jerry - 1954-55-56
 Nwaogwugwu, David - 2023

O

Odenthal, David - 2003-04
 Odom, Steve - 2003-04-05-06
 Ofili, Frank - 2000-01-02-03
 O'Hara, Bill - 1971-72
 Ohm, Bryan - 1977
 Okus, Elmer - 1942
 Olack, Justin - 2011-12-13-14
 Olekanma, Richard - 2015-16-17-18
Ollison, Damon II - 2023-24

Olman, Kurt - 1974
 Olsen, Tim - 1985-86-87-88
 Olsen, Todd - 1985-86-87-88
 O'Mailia, Miles - 1971
 Ondich, Andy - 1957-58-59
 Opelt, Aaron - 2006-07-08-09
 Ormejuste, Didier - 2000
 Osborne, Mike - 1971-72-73
 Osborne, Tod - 1938
 Osborne, Tom - 1972-73-74
 Othen, Duncan - 1973
 Otterbacher, Nick - 1998-99-00-01
 Overholser, Tom - 1960
 Owens, Terrance - 2010-11-12-13
 Owens, Thomas - 1927

P-Q

Page, Eric - 2009-10-11
 Paige, Taikwon - 2010-11
 Palian, Joe - 1992-93
 Pallante, Paul - 1985
 Palm, Clarence - 1934-35-36
 Palmer, George - 1919-20-21-22
 Palmer, Jerry - 1949-50-51
 Pape, Paul - 1969
 Paris, George - 1951
 Parker, Dick - 1957
 Parker, Marlin - 2007
 Parker, Troy - 1990-92-93
 Parkhill, Brent - 1992-93-94-95
 Parmele, Jalen - 2004-05-06-07
 Pasquale, David - 2009-10-11-12
 Patrick, Tyson - 2008
 Patroulis, John - 1957-58-59
 Patton, Marc - 1983
 Patton, Sylvester - 1994-95
 Pawlak, Luke - 2023
 Peluso, Roger - 1950-51-52
 Penchef, Benjamin - 1929
 Penn, David - 1967-68-69
 Penza, John - 1978-79
 Penza, Vince - 2010-11-12-13
 Pepper, Donald - 1938
 Perkins, David - 2004-05-06-07
 Perkins, Jadarius - 2024
 Pernal, Howard - 1968-70
 Perry, Golan - 1976-77
 Perry, John - 1985-86-87-88
 Perschon, Paul - 2015-16
 Peters, Eli - 2018-19-20
 Peters, Greg - 1996-97-98-99
 Pettee, Alex - 2009-10
 Pfefferle, Robert - 1966-67-68
 Petcoff, John - 1925
 Pete, Leland - 1946-47-48-49
Peters, Jeremiah - 2023-24
 Petrakis, John - 1937-38-39
 Phelps, Rick - 1989
 Philbin, Nilo - 1928
 Phillips, Desmond - 2016-17-18-19
 Phillips, Larry - 1978-79
 Pierce, James - 1922-23

Pierre, Josh - 1998
 Pike, Ben - 2011-12
 Piskach, Steve - 1951-52
 Pivoriunas, Rich - 1971
 Pizza, Frank - 1946-47
 Pizza, Tony - 1946-47
 Polkinghorn, John - 1993-94-95
 Pollard, Tyree - 2004-05-06-07
 Popp, Tony - 1937-38
 Porter, Cliff - 1983
 Porter, Tom - 1964
 Posce, Andy - 1956
 Poure, Bill - 1981-82-83
 Powell, Jeremi - 2016
 Powell, Jim - 1959-60-61
 Powell, Josh - 2003-04-05-06
Poynter, Martez - 2023-24
 Pree, Drey'Lon - 2007-08-09-10
 Pressler, Larry - 1966-67-68
 Price, Herman - 1973
 Price, Robert - 1976-77
 Pringle, Ricky - 2013-14
 Prono, Edward - 1933-34-36
 Purtill, James - 1951
 Quinn, Daris - 2008-09
 Quinn, Zack - 2014-15-16-17

R

Ragin, D'Andre - 2020-21-22-23-24
 Rahman, James - 1955
 Ramsdell, Kenneth - 1946-47
 Rance, James - 1967-68-69
 Rancifer, Charles - 2010-11
 Randolph, Darric - 2001-02-03
 Ratajczak, Robert - 1949-50
 Raub, Brian - 1988-89-91
 Rawlik, Steve - 1972-73-74
Ray, Doran - 2024
 Reagan, Robert - 1946
 Reading, George - 1922
 Reasonover, Darrel - 1970
 Reasonover, Peyton - 2023-24
 Recker, Josh - 2020-21
 Redd, Andre - 2005-06-07
 Reed, Wilbur - 1956-57
 Reed, Brent - 1978-79-80-81
 Reedy, Bernard - 2010-11-12-13
 Reese, Jalen - 2018
 Reeves, Darius - 2011
 Reeves, Lionel - 1978-79
 Rehm, Ernie - 1935-36
 Reichart, Bo - 1992-93-94
 Reilly, Leonard - 1924
 Remy, Marc - 2013-14-15-16
 Resseguie, Scott - 1974-75-76
 Reynolds, Lem - 1996-97-98
 Rhea, Mark - 1988-89-90-91
Rhett, Cole - 2024
 Rhodes, David - 1961-62-63
 Rice, Kollin - 1992
 Richards, Darryl - 2015-16-17
 Richards, George - 1942



TOLEDO FOOTBALL HISTORY

Richards, Jason - 1994-95-96-97
Richards, Ron - 1956-57
Richmond, Lester - 2006-07-08-09

Richter, John Alan - 2024

Rideout, Oliver - 1927
Riddle, Randy - 1965-66-67
Riddle, Todd - 1997
Ridgway, David - 1977-78-79-80
Ridgway, Don - 1954
Riesen, Matt - 1993-94-95
Riley, Granville - 2017
Riley, Malcolm - 2008-09-10-11
Ripple, Carl - 1937-38
Ritz, Ken - 1956
Rivers, Jerome - 1980
Robbins, Jason - 2002-03-04-05
Roberts, Johnie - 2010-11
Roberts, Keelen - 2017
Roberts, Michael - 2014-15-16
Roberts, Ron - 1969-70-71
Robertson, John - 1941
Robinson, Charles - 1979
Robinson, Capus - 1980-81-82-83
Robinson, Jermaine - 2009-10-11-12
Robinson, Khalil - 2017-18-19
Robinson, Robert - 1946-47
Rode, Josh - 2015

Roe, James - 2024


Rogan, Jack - 1964
Rogers, DeJuan - 2013-14-15-16
Rogers, Devan - 2019-20-21-22-23
Rogers, Zach - 2012-13-14
Rohal, Jack - 1975-76
Rohde, Lavern - 1980
Rohrs, David - 1986-87-88
Rokicki, Charles - 1974
Rollins, Kevin - 1997-98-99-00
Roney, Jim - 1975
Rose, Bob - 1969-70-71
Rosenbauer, Zac - 2011-12-13-14
Rosi, Drew - 2017-18-19-20-21
Rosi, Nick - 2019-20-22-23
Rosi, Steve - 1992-93-94-95
Ross, James - 1996-97
Ross, John - 1972-73-74
Ross, Willie - 2016-17-18-19
Rothlisberger, Ollie - 1935-36
Rowland, Chuck - 1981-82
Runyan, Craig - 2013-14
Ruble, Brock - 2018

Rusk, Cooper - 2023-24

Russell, Alonzo - 2012-13-14-15
Russell, Marlin - 1979-80-81-82
Russell, Mike - 1979-80-81-83
Ryan, Michael - 1991
Ryan, Phil - 1959
Ryan, William - 1960
Ryan, William - 1938
Ryder, Brett - 1987

S

Sacco, Mike - 2004
Sager, A.J. - 1984-85-86
Sammons, William - 1964-65-66
Sample, Chuck - 1940
Sandor, Paul - 1984-85-86-87
Santii, Carl - 1940
Santoro, Gil - 1952-53-54
Sargent, Larry - 1964-65
Saunders, John - 1969-70-71
Saunders, Keith - 1986-87-88-89
Savage, Antjuan - 1995-96-99
Scanlon, Mike - 1965-66
Schaefer, Michael - 1997-98-99-00
Schaefer, Steve - 1981-82
Scheetz, Robert - 1964
Scherting, Jeff - 1983
Schlachter, Brad - 1987-88



Cody Thompson (2014-18) is the first Rocket to have earned five varsity letters.

Schlachter, Charles - 1936
Schlachter, Chris - 1989-90-91-92
Schlemmer, Elmer - 1928
Schmidt, Robert - 1940-41
Schneider, Brent - 1986-87
Schneider, John - 1946-47
Schneider, John - 1965-66-67
Schneider, Herman - 1925
Schnitkey, Steve - 1969-70-71
Schoen, Scott - 1966
Schoonmaker, Raymond - 1929
Schultz, Fred - 1998
Schwartz, Al - 1951-52-53
Schwartz, Joe - 1970-71-72
Schwiebert, Garrett - 2022-23
Sciury, Vinny - 2021-22-23
Scorziell, David - 1967-68
Scott, Cordale - 2011-12
Scott, Ed - 1972-73-74
Scott, Rick - 1995-96
Scrutchins, Ed - 1960-61
Sehzue, Paul - 1997-98

Serian, Mark - 1979
Seyfang, Fred - 1940-41-42
Seymour, Don - 1972-73-74
Seymour, Jim - 1973-75-76-77
Seymour, Richard - 1967-68-69
Seymour, Shakif - 2017-18-19-20
Shaah, Opio - 1997
Shapiro, Albert - 1925
Sharkoff, Lou - 1946-47
Sharpe, Donald - 1927-28-29
Shaw, Greg - 1976

Shaw, Willie III - 2023-24

Shea, Edward - 1942
Shelly, Charles - 1933-34
Shepard, Robert - 1933
Sherman, K'von - 2024
Sherman, Marv - 1975-76
Sherman, Mike - 1976-77-78
Shinkle, Ted - 1940-41
Shively, Arlo - 1922-23-24
Shreve, Joel - 2007
Shugur, John - 1958
Shuler, Joe - 2006-07
Shumaker, Matt - 2007-09
Shutt, John - 1946-47-48
Siek, Jeff - 1969-70
Siemens, Joe - 1940
Silva, Nick - 1949-50-51
Simon, Dave - 1977
Simon, Troy - 2019-20-21-22
Simpson, Paul - 1991
Simrell, Dan - 1962-63-64
Simrell, Dave - 1975-77
Simrell, Geoff - 1989-90-91
Simms, Demetris - 2000-01-02
Sims, William - 1956-57-58
Singer, Mark - 2008-09-10-12
Singleton, Ira - 1997-98-99-00
Skeldon, Ned - 1942

Skilliter, Gordon - 1922-23
Skipper, Tuzar - 1916-17-18
Slater, Mike - 1975-76
Slovak, Marty - 1935-36-37
Slovak, Robert - 1939-40
Smead, George - 1932
Smiley, Arnold - 1981-82-83
Smiley, Alan - 1987-88-89
Smith, Abe - 1922
Smith, Avery - 2022-23-24
Smith, Brad - 2016-17
Smith, Christian - 2010-11-12-13
Smith, Dwayne - 1987-88-89-90
Smith, Earl - 1934
Smith, Glyn - 1970-71
Smith, Maynard - 1928
Smith, Robert - 1960-61-62
Smith, Robert - 1959-60
Smith, Red - 1917

Smith, Sam - 2024

Smith, Sylvester - 1952-53-54
Smith, Trumaine - 2006-07
Smith, William - 1933-34-35

Smolinski, Edward - 1932-33-34
Sneed, Barry - 1964-65-66
Snider, Robert - 1939
Sorosiak, Len - 1957
Southard, Burton - 1934-35
Southard, Edward - 1933
Spelman, Brad - 2014-15-16-17
Spidel, Doug - 1986-87-88-89
Spiece, Jason - 1998-99-2000
Spohler, Anson - 1948-49-50
Spooner, Jack - 1935
Spoth, Ethan - 2024
Spriggs, James - 1993-94-95-96
Spring, Mark - 1992-93-94-95
Stafford, Kenny - 2008-09-10-11
Stafford, Marc - 1993-94
Stahl, Robert - 1940-41
Stalma, Joe - 1951-52
Stallworth, Henry - 1981-82
Stanley, James - 1999-2000-01-02
Stanwick, David - 1996
Staples, Mark - 1979
Starkey, Fred - 1917
Stauber, Gene - 1942-46-47
Stehno, Charles - 1958-59
Steigerwald, Alex - 2006-07-08-09
Steitz, Jim - 1993-94-95
Stepec, John - 2013-14-15-16
Stephens, Frank - 1985
Stephens, Jerome - 1983
Stephens, Justin - 2021-22
Stephens, Larry - 2021-22-23
Stevens, Robert - 1960
Stewart, Charles - 1936
Stick, Gilbert - 1921-22-23-24
Stobart, David - 1981
Stoefen, Jackson - 2022
Stoltz, Jerry - 1958-59-60
Stoltz, Mike - 1982
Strait, Jared - 2010-11-12
Stroh, Dean - 1964-65
Stroman, Bob - 1972
Stone, Pete - 1992-93-94-95
Stoner, Jim - 1985
Struck, Lee - 1993
Stuart, Jacques - 2020-21-22-23-24
Suggs, Keith - 2011-12
Summers, Brandon - 2006
Summers, Derrick - 2006-07-08-09
Sumpter, Rasche - 1995-96-97
Sutherland, Caleb - 2019
Sutter, Mark - 1976-77-78
Swanson, Daxton - 2009
Swanson, Terry - 2014-15-16-17
Swart, Nate - 2017
Swartz, Noah - 1999-00-01-02
Swick, Gene - 1973-74-75
Swift, Connery - 2014-15-16
Swint, Ken - 1965-66
Switzer, Kevin - 1980
Sylvestre, Junior - 2011-12-13-14
Szelagowski, Ted - 1940-41



Szykowny, Trey - 2022

T

Taafe, Tyler - 2015-16-17-18
 Tait, Tajuan - 1998
 Tait, Wasean - 1993-94-95-98
 Tambur, Guido - 1949
 Tammarine, Keith - 1986
 Taormina, Julius - 1951-53
 Taormina, Mike - 1974
 Tate, Richard - 1956
 Tatum, Rodney - 1983-84-85
 Tatum, Roland - 1988-89
 Taylor, Carleton - 1933
 Taylor, Chester - 1998-99-2000-01
 Taylor, Terrance - 2018-19-20-21-22-23
 Teachey, Josh - 2015-16-17-18
 Tedora, Adam - 2000-01
 Tepe, Carl - 1948-49
 Tetzl, David - 1968
 Thayer, Gordon - 1932-33-34
 Thibert, James - 1960-61-62
 Thigpen, Albert - 1988-89-90-91
 Thitoff, Seth - 2003-04-05-06
 Thomas, Adonis - 2008-09-10-11
 Thomas, David - 2002-03-04-05
 Thomas, Don - 1966
 Thomas, John - 1983-84-85-86
 Thomas, Paul - 1942
 Thomas, Scott - 1942
 Thompkins, Art - 2016-17-18
 Thompson, Cody - 2014-15-16-17-18
Thompson, Nicholas - 2024
 Thompson, Scott - 1972
 Thomson, Christian - 1926-27-28
 Tillman, Joseph - 1917
 Tisci, Sam - 1955-56-57
 Tobias, Dennis - 1967-68
 Tomasewski, Jack - 1966
 Tombaugh, Ben - 1988-89-90-91
 Tolland, Rick - 1972-75
 Torio, Richard - 1950
 Torres, Anthony - 2022-23-24
 Torres, Ramon - 1995-96
 Toth, Phil - 1955
 Townsend, James - 1985-88-89
 Trautman, Ray - 1967
 Travis, Keith - 1996-97-98-99
 Triplett, Mel - 1951-52-53-54
 Trotter, Neil - 1987-88-89-90
 Trumbull, Raymond - 1924
 Tucker, Marc - 1974
 Tucker, Mel - 1966-67-68
 Tucker, Melvin - 1980-81-82-83
 Tuminello, Chris - 1999-2000-01-02
 Tunnell, Emlen - 1942
 Turner, Ed - 1975-76-77
 Turner, Jamal - 2018-19-20-21-22
 Turner, Jameel - 1996-97-98-99
 Turner, Jason - 1997
 Turner, Ray - 1956
 Turner, Ray - 2002-03

Tyler, James - 1967-68-69

U-V

Umbles, Clayton - 1954-55-56
 Underwood, Joe - 2007-08
 Vaillant, Matt - 1996-97-98
 Vanderbosch, Jalen - 2023
 VanDerMeulen, Mike - 2008-09-10-11
Vanderross III, Junior - 2022-23-24
 Van Ryzin, Arthur - 1938-39
 Van Fossen, Tom - 1987
 Varajon, Mike - 1984-86
 Varajon, Nick - 1988-89-90
 Vargo, Dan - 1987-88-89-90
 Veal, Kenny - 2008-09
 Veasley-Pettis, Myshan - 2007-08-10
 Vehar, Brian - 1982-83-84
 Vergiels, Jack - 1959
 Vest, Jameson - 2015-16-17-18
 Vickers, Bob - 1970-72
 Vicroy, Jim - 1975
 Vitale, James - 1950-51-52
 Voss, Trent - 2012-13-14-15
 Vucelich, Samuel - 2015-16-17

W

Wadsworth, Roger - 1950-51-52
 Wagers, Alfred - 1922
 Wakeman, Chris - 2003-04-05
Walendzak, Connor - 2023-24
 Walker, Chris - 2000
 Walker, Dave - 1981-82-83
 Walker, Damon - 1995-96
 Walker, Jake - 2008
 Walker, John - 1981-82-83
 Walkosky, David - 1987-88-89-90
 Wall, Matt - 2011-12-13
 Wallace, Chris - 1997-98
 Walls, Reggie - 1992-93
 Walser, Jim - 1975-76
 Walsh, Jay - 1981-82-84-85
 Walsh, Terry - 1977-78-79
 Walters, Edward - 1922
 Walters, Ernest - 1926-27
 Waltz, Alva - 1929
 Wampfler, Tad - 1979-80-81
 Wandtke, Dick - 1946-47
 Ward, Kenneth - 1922-23
 Ward, Tom - 1999-2000-01-02
 Ware, DeAndre - 2007
 Warnement, Rick - 1973-74
 Warner, Gordon - 2007
 Warrick, Bert - 1952-53
 Warrinh, Robert - 1928
 Warych, Joe - 1941-42
 Wasczenski, Bob - 1986-87
 Washington, Anthony - 2008-09
 Washington, David - 2004-05-06-07
 Washington, Jason - 2007
 Wasserman, Rick - 1975-76
 Walters, Douglas - 1926
 Wawrzyniak, Jeff - 1966

Weaver, Chuck - 1962-63
 Weaver, Joe - 1996-97-98
 Weaver, Tom - 1978-79-80
 Webb, Charlie - 1991-92-93-94
 Weber, Dan - 1939
 Weber, Joe - 1996
 Wechtel, George - 1922
 Weeks, Fred - 1957
 Weinblatt, Morris - 1923-24
 Weisenberg, Ralph - 1936-38-39
 Weiss, Brant - 2015-16-17
 Weiss, Fred - 1940
 Welling, Jerry - 1933-34-35
 Wendel, Howard - 1935
 Wening, Jug - 1946-47
 Westbrook, Douglas - 2006-08-09-10
 Westrich, Colin - 1995-97-98-99
 Whately, Randy - 1973-74
 Whelling, Gerald - 1933
 Whetsel, Dan - 1993-94
 Whittaker, Chaz - 2012-13-14-15
 White, John - 1926-28
 White, Mark - 1983
 White, Tom - 1983
 Whitfield, Marcus - 2015-16-17
 Whitfield, Rob - 1994-95-96
 Whitlow, Rodney - 1984-86
 Wickter, John - 1933-34-35
 Wigand, Tanner - 2022-23
 Wilcher, Kishon - 2012-13-14-15
 Wilcox, Phil - 1976
 Wiles, William - 1932
 Wilke, Dennis - 1958-59
 Willey, Donald - 1929
 Williams, Brent - 1982-83-84-85
 Williams, Chaz - 2001-02-03
 Williams, Chris - 1995-96-97
 Williams, Chris L. - 2001
 Williams, Dan - 1990-91-92
 Williams, Dave - 1971-72-73
 Williams, Doug - 1977-78-79
 Williams, Greg - 1987
 Williams, Jalyynn - 2019-20
 Williams, J.D. - 1998
 Williams, Jordan - 2016-17
 Williams, Larry - 1957
 Williams, Morgan - 2008-09-10-11
 Williams, Stephen - 2006-07-08-09
 Williams, Tim - 1991
 Williams, Victor - 2017-18
 Williams, Virgil - 1979
 Williamson, Sean - 2004-05-06-08
 Willis, Ed - 1954-55
 Willis, Terrell - 2007-09-10
 Willoughby, Art - 1973
Willoughby, Jedyiah - 2024
 Wilson, Aristotle - 1992-93-94-95
Wilson Jr., CJ - 2021-23
 Wilson, Kenneth - 1968-69-70
 Wilson, Jim - 1972
 Wilson, Jim - 1989
 Wilson, Vince - 1995-96

Windover, Joe - 1987-88-89-90
 Winstead, Isaiah - 2020-21
 Wisbon, Ben - 1953-54
 Witkowski, David - 1967-68-69
 Wise, Jack - 1951-52-53
 Woliver, Adrian - 2019-20-21-22-23
 Wolodsko, Tony - 1941-46-47
 Womack, Samuel - 2017-18-19-20-21
 Wood, Pierce - 1924-26
 Woodley, Ja'Wuan - 2014-15-16-17
 Woodside, Logan - 2013-14-16-17
 Wooley, Justin - 1996-97-98
 Wozniak, Jon - 1967-68
 Wozniak, Robert - 1962
 Wray, Richard - 1981-82
 Wright, Darin - 1979-80-81-82
 Wright, Dave - 1976
 Wright, Demetrius - 1992
 Wright, Donald - 1954-55-56
 Wright, Eddie Lee - 1956-57-58
 Wright, Jeremy - 2004
 Wujciak, Stanley - 1927
 Wurst, Roch - 1975-76-77-78
 Wymer, Gary - 1964
 Wyper, Donald - 1965-66-67
 Wysocki, Clifford - 27

X-Y-Z

Yanowsky, Don - 1979-80
 Yanowsky, Joe - 1979-80-81
 Yarmel, Vince - 1965
 Yasenchak, Donald - 1968-69
 Yelley, Mike - 1975-76-77
 Yenrick, Phil - 1961-62-63
 Young, Keith - 1972-73-74
 Yousey, Zach - 2013-14-15-16
 Youssef, Hany - 1989
 Zabinski, Sean - 2005
 Zapsic, Richard - 1958-59-60
 Zemina, Michael - 1939
Zimmerly, Grant - 2024
 Zimmerman, Fred - 1963-64-65
 Zimmerman, Robert - 2013
 Zimmerman, Tim - 1974-75
 Zink, Arnold - 1947
 Zittel, Fred - 1949
 Zmolik, Alex - 2012-13-14-15
 Zolciak, Gary - 1975-76-77
 Zonker, Terry - 1984
Zsiros, Thomas - 2021-22-23-24
 Zuchowski, Ted - 1941-46-47
 Zulch, Richard - 1948-49



Team Awards

JIM NICHOLSON AWARD

Jim Nicholson became UT's first full-time football coach in April of 1930, at a time when the current Bancroft campus was still under construction. He upgraded the schedule and instituted organized recruiting, eventually building UT into a powerful and respected football program. In 1935, his final season, the Rockets finished 6-2-1, including a 63-0 win over Bowling Green that led to a 13-year cessation of the rivalry between the two schools.

Nicholson helped design the Glass Bowl, and after his retirement as coach participated in reorganizing the Varsity 'T' Club. Nicholson later became an industrialist and civic leader in the City of Toledo. Established in 1963, the Nicholson Trophy honors the player contributing the most toward the success of the team. The selection is made by the players.

1963 - Wynn Lembright (tackle)
 1964 - Dan Simrell (quarterback)
 1965 - Fred Zimmerman (end)
 1966 - Barry Sneed (linebacker)
 1967 - Tom Beutler (middle guard)
 John Schneider (quarterback)
 1968 - Roland Moss (tailback)
 1969 - Ken Crots (kicker)
 1970 - Chuck Ealey (quarterback)
 1971 - Chuck Ealey (quarterback)
 1972 - Joe Schwartz (tailback)
 1973 - Gene Swick (quarterback)
 1974 - John Ross (open end)
 1975 - Gene Swick (quarterback)
 1976 - Aaron Bivins (linebacker)
 1977 - Aaron Bivins (linebacker)
 1978 - Joe Conroy (defensive end)
 1979 - Mike Kennedy (defensive back)
 1980 - Mike Grayson (defensive tackle)
 1981 - Mike Kennedy (defensive back)
 1982 - Jim Kelso (quarterback)
 1983 - Mike Russell (defensive end)
 1984 - Steve Morgan (tailback)
 1985 - Bob Beemer (defensive end)
 1986 - Kelvin Farmer (tailback)
 1987 - Steve Huffman (linebacker)
 1988 - Jon Bowsher (defensive back)
 1989 - George Linberger (guard)
 1990 - Jerry Evans (tight end)
 1991 - Matt Eberflus (linebacker)
 1992 - Kevin Meger (quarterback)
 1993 - Terry Jackson (defensive line)
 1994 - Calvin Bransford (tight end)
 1995 - Wasean Tait (tailback)
 1996 - Craig Dues (linebacker)
 1997 - Chris Wallace (quarterback)
 1998 - Darrick Beckwith (linebacker)
 1999 - Jameel Turner (defensive back)
 2000 - Jim Harding (offensive lineman)
 DeJuan Goulde (defensive end)
 2001 - Leo Frierson (defensive lineman)

2002 - Tom Ward (linebacker)
 2003 - Tim Dirksen (offensive lineman)
 2004 - Michael Broussard (defensive back)
 2005 - Anthony Jordan (linebacker)
 2006 - Mike Alston (linebacker)
 2007 - Jalen Parmele (running back)
 2008 - Aaron Opelt (quarterback)
 2009 - Barry Church (safety)
 2010 - Eric Page (wide receiver)
 2011 - Adonis Thomas (running back)
 2012 - Dan Molls (linebacker)
 2013 - Junior Sylvestre (linebacker)
 2014 - Greg Mancz (center)
 2015 - Cheatham Norrils (cornerback)
 2016 - Kareem Hunt (running back)
 2017 - Logan Woodside (quarterback)
 2018 - Cody Thompson (wide receiver)
 2019 - Bryant Koback (running back)
 2020 - Bryce Harris (center)
 2021 - Jamal Hines (outside linebacker)
 2022 - Desjuan Johnson (defensive tackle)
 2023 - Quinyon Mitchell (safety)
 2024 - Jerjuan Newton (wide receiver)



Jerjuan Newton



Team Awards

COHEN FRESHMAN OF THE YEAR AWARD

Named after longtime UT booster, Norman Cohen, and established in 1964, the Cohen Award honors the Rocket "Freshman of the Year."

1964 - Pete Kramer, HB
 1965 - Roland Moss, HB
 1966 - Steve Jones, QB
 1967 - Terry Kenneally, E
 1968 - Chuck Ealey, QB
 1969 - Jeff Calabrese, E
 1970 - Mel Gaines, HB
 1971 - Gary Langel, LB
 1972 - Scott Thompson, C
 1973 - Marc Jones, DE
 1974 - Joe Conroy, DE
 1975 - Joe Gotwald, DT-MG
 1976 - Skip McCulley, RB
 1977 - Mike Kennedy, DB
 1978 - Chris Hohenberger, OL
 1979 - Lon Kocsis, TE
 Darin Wright, DT
 1980 - Jim Kelso, QB
 1981 - Steve Morgan, RB
 Steve Hoyt, LB
 1982 - Eddie Harris, RB-WR
 1983 - Tim Inglis, LB
 1984 - Tom Gruno, DE
 1985 - Tyler Burdick, TE
 1986 - Paul Krimm, P
 1987 - Steve Bailey, LB
 Dwayne Smith, LB
 1988 - Albert Thigpen, C/G
 1989 - Brian Borders, P
 1990 - Troy Parker, TB
 1991 - Chadd Dehn, OT
 1992 - Pete Stone, C
 1993 - Wasean Tait, TB
 1994 - Sylvester Patton, FS
 1995 - Brock Kreitzburg, WR
 1996 - Greg Peters, OT
 1997 - Mel Long, WR
 1998 - Andy Boyd, FS
 1999 - David Gardner, LB
 2000 - Brandon Hefflin, CB
 2001 - Nick Kaczur, OT
 2002 - Keon Jackson, Rover
 2003 - Steve Odom, WR

2004 - John Greco, OT
 2005 - John Allen, TE
 2006 - Barry Church, SS
 2007 - Kevin Kowalski, OG
 2008 - Mark Singer, FS
 2009 - Eric Page, WR
 2010 - Terrance Owens, QB
 2011 - Greg Mancz, OL
 2012 - Alonzo Russell, WR
 2013 - Offense: Kareem Hunt, RB
 Defense: Treyvon Hester, DT
 2014 - Offense: Terry Swanson, RB
 Defense: Trevon Mathis, CB
 2015 - Jameson Vest, K
 2016 - DeDarallo Blue, S
 2017 - Shakif Seymour, RB
 2018 - Offense: Bryant Koback, RB
 Defense: Jamal Hines, DE
 2019 - Chris McDonald, CB
 2020 - Jerjuan Newton, WR
 2021 - Maxen Hook, S
 2022 - Junior Vandeross, WR
 2023 - Connor Walendzak, RB
 2024 - Zy'Marion Lang, WR



Zy'Marion Lang



Team Awards

BINDER MEMORIAL AWARD

Jon Binder, who lettered as a walk-on in 1987, died of Hodgkin's disease on September 1, 1991. A native of Temperance, Mich., and a graduate of Bedford High School, Binder drew praise from the UT coaches for his dedication and determination.

Established the year of his death, the Binder Memorial Award is given to the walk-on player who exemplifies the courage, character, heart and spirit of Jon Binder in both the classroom and on the field.



Bryson Hammer

1991 - Tyson Harder
 1992 - Frank Miceli
 1993 - Dave Mangas
 1994 - Romules Durant
 1995 - Mike Saggese
 1996 - Joe Weaver
 1997 - Romules Durant
 1998 - Clint Mondell
 1999 - Chris Williams
 2000 - Ryan Fortner
 2001 - Brian King
 2002 - Tim Averhart
 2003 - Clark Baker
 2004 - Jeremy Wright
 2005 - Matt Tramba/David Fatula
 2006 - Matt Shumaker
 2007 - Myshan Veasley-Pettis

2008 - Shane Hubbard
 2009 - Matt Shumaker
 2010 - Myshan Veasley-Pettis
 2011 - Matt Wall
 2012 - A.J. Lindeman
 2013 - Ethan Kagy
 2014 - Connery Swift
 2015 - Nick Ellis
 2016 - Ka'dar Hollman
 2017 - Brant Weiss
 2018 - No award given
 2019 - Nick Rosi
 2020 - Thomas Cluckey
 2021 - Thomas Cluckey
 2022 - Adam Beale
 2023 - Dalton Andrews
 2024 - Bryson Hammer

HANSON SENIOR SCHOLAR-ATHLETE

The Daniel and Mary Jo Hanson Senior Scholar-Athlete Award is given to the senior with the highest cumulative grade-point average.

1994 - Chadd Dehn
 1995 - Mark Spring
 1996 - Aaron Avery
 1997 - Loren Burkey
 1998 - Gabe Lindstrom
 1999 - Jameel Turner
 2000 - Michael Schaefer
 2001 - Todd France
 2002 - Chris Tuminello
 2003 - Frank Ofili
 2004 - Lance Moore
 2005 - Jason Robbins
 2006 - Shaun Fitzgibbons
 2007 - Mike Krispinsky
 2008 - Clint Cochran
 2009 - Beau Brudzinski

2010 - Kevin Kowalski
 2011 - Colin McHugh
 2012 - Ben Pike
 2013 - Matt Wall
 2014 - Zach Rosenbauer
 2015 - Alex Zmolik
 2016 - Storm Norton
 2017 - Liam Allen
 2018 - Cody Thompson/Jalen Reese
 2019 - Reggie Gilliam
 2020 - Sean Mills
 2021 - Sean Mills
 2022 - Mitchell Berg
 2023 - Judge Culpepper
 2024 - Anthony Torres



Anthony Torres



Team Awards

FINDLAY COMMUNITY SERVICE AWARD

The Findlay Service Award is given to the player who contributes the most to the Toledo community. The award is named in honor of UT alumni and supporters Jim and Celia Findlay.



Emilo Duran

2002 - Donta' Greene
 2003 - Trinity Dawson
 Andrew Clarke
 2004 - Chris Holmes
 2005 - Bruce Gradkowski
 2006 - Steve Odom
 2007 - Brett Kern
 2008 - John Allen
 2009 - Buster Garrett
 2010 - Johnnie Bush
 2011 - Johnathan Lamb
 2012 - Hank Keighley

2013 - Jayrone Elliott
 2014 - Rashad Irvin
 2015 - Chaz Whittaker
 2016 - Brad Spelman/Quincy Iverson
 2017 - Cody Thompson
 2018 - Yazeed Atariwa/Bailey Flint
 2019 - Tycen Anderson
 2020 - Tycen Anderson/Bailey Flint
 2021 - Bailey Flint
 2022 - Dan Bolden/Jerjuan Newton
 2023 - Chris McDonald
 2024 - Emilo Duran

LAUTERBUR LEADERSHIP AWARD

Named for coaching legend Frank Lauterbur, this award honors players who have shown exceptional leadership skills.

2012 - T.J. Fatinikun
 2013 - David Fluellen
 2014 - Dwight Macon/Trent Voss
 2015 - Phillip Ely
 2016 - DeJuan Rogers/
 Cody Thompson
 2017 - Terry Swanson
 2018 - Cody Thompson
 2019 - Reggie Gilliam
 2020 - Bryce Harris
 2021 - Tycen Anderson
 2022 - Dyontae Johnson
 2023 - Zach Ford/Nick Rosi
 2024 - Jerjuan Newton



Jerjuan Newton

GUS YEAGER LEGACY AWARD

The Gus Yeager Legacy Award is given to the player who provides the best spiritual leadership. It is named after longtime team chaplain Gus Yeager.

2007 - Brett Kern
 2009 - DaJuane Collins
 2010 - Colin McHugh
 2011 - Colin McHugh
 2012 - Ben Pike
 2013 - Christian Smith
 2014 - Jeremiah Detmer
 2015 - Alex Zmolik
 2016 - Zach Yousey
 2017 - Brad Spelman
 2018 - Richard Olekanma
 2019 - Ronnie Jones
 2020 - Tycen Anderson
 2021 - Bryce Harris
 2022 - Chris McDonald
 2023 - John Alan Richter
 2024 - Matt Hofer



Matt Hofer



Team Awards

FUTURE TEAM PLAYER AWARD

- 2011 Offense - Cordale Scott
Defense - Elijah Jones
- 2012 Offense - Danny Larkins
Defense - Derek Batt/Josh High
- 2013 Offense - Nate Jeppesen
Defense - Connery Swift
Special Teams - Josh High
- 2014 Offense - Chris Jones
Defense - Olasunkanmi Adeniyi
Special Teams - Richard Olekanma
- 2015 Offense - Mitch Guadagni
Defense - Aaron Covington
Special Teams - Art Thompkins
- 2016 Offense - Art Thompkins
Defense - Ronnie Jones
- 2017 Offense - Nicholas Sims
Defense - AJ Crider
Special Teams - Zachary Ford
- 2018 Offense - Nick Rosi
Defense - Nate Givhan
Special Teams - Devin Maddox
- 2019 Offense - Jerjuan Newton
Defense - Adrian Woliver
Special Teams - Jacquez Stuart
- 2020 Offense - Demeer Blankcumsee
Defense - Maxen Hook
Special Teams - Quinyon Mitchell
- 2021 Offense - Thomas Zsiros
Defense - Jaylin Mines
- 2022 Offense - Eric Holley
Defense - Emmanuel McNeil-Warren
- 2023 Chris D'Appolonia/Jeremiah Peters
- 2024 Cole Rhett



**Cole
Rhett**

UNSUNG HERO AWARD

- 2010 Offense - Nate Cole
Defense - Alex Johnson
- 2011 None awarded
- 2012 Offense - David Pasquale
Defense - Phil Lewis/Danny Farr
Special Teams - Jeremiah Detmer
- 2013 Offense - Greg Mancz
Defense - Chase Murdock
Special Teams - Matt Wall
- 2014 Offense - Josh Hendershot
Defense - Ray Bush
Special Teams - Drake Fletcher
- 2015 Offense - Ruben Carter
Defense - Orion Jones
Special Teams - John Stepec
- 2016 Offense - Damion Jones-Moore/Mike Ebert
Defense - Connery Swift
Special Teams - Marc Remy
- 2017 Offense - Elijah Nkansah
Defense - Marquise Moore
Special Teams - Zach Quinn
- 2018 Offense - Jon'Vea Johnson
Defense - Josh Teachey
Special Teams - Jameson Vest
- 2019 Offense - Yazeed Atariwa
Defense - Nate Childress
Special Teams - Thomas Cluckey
- 2020 Offense - Nick Rosi
Defense - Chris McDonald
Special Teams - Thomas Cluckey
- 2021 Offense - Danzel McKinley-Lewis
Defense - Judge Culpepper
- 2022 Offense - Devan Rogers
Defense - Dallas Gant
- 2023 Offense - Anthony Torres/Tyler Long
Defense - Darius Alexander
- 2024 Offense - Anthony Torres
Defense - Daniel Bolden/Cavon Butler



**Anthony
Torres**



**Daniel
Bolden**



**Cavon
Butler**



Team Awards

OFFENSIVE MVP

2010 - Adonis Thomas
 2011 - Eric Page
 2012 - David Fluellen
 2013 - Zac Kerin
 2014 - Kareem Hunt
 2015 - Cody Thompson
 2016 - Logan Woodside
 2017 - Logan Woodside
 2018 - No award given
 2019 - Bryant Koback
 2020 - Bryant Koback
 2021 - Bryant Koback
 2022 - Dequan Finn
 2023 - Peny Boone
 2024 - Junior Vandeross

DEFENSIVE MVP

2010 - Archie Donald
 2011 - T.J. Fatinikun
 2012 - Jermaine Robinson
 2013 - Jayrone Elliott
 2014 - Orion Jones
 2015 - Rolan Milligan
 2016 - John Stepec
 2017 - Trevon Mathis
 2018 - Ka'dar Hollman
 2019 - Jamal Hines
 2020 - Tycen Anderson/Jamal Hines
 2021 - Dyontae Johnson
 2022 - Quinyon Mitchell
 2023 - Dallas Gant
 2024 - Maxen Hook/Darius Alexander



Junior Vandeross



Darius Alexander

SPECIAL TEAMS MVP

2010 - Isaiah Ballard/Tim Cortazzo
 2011 - Eric Page
 2012 - Bernard Reedy
 2013 - Jeremiah Detmer
 2014 - Jeremiah Detmer
 2015 - Juwan Haynes
 2016 - Jack Linch
 2017 - Jack Linch
 2018 - Reggie Gilliam
 2019 - Erik Davis
 2020 - Dan Bolden
 2021 - Ronald Delancy
 2022 - Sawiaha Ellis
 2023 - Jacquez Stuart
 2024 - Jacquez Stuart



Jacquez Stuart



Team Captains



Gib Stick



George Machoukas




Tom Beutler



Chuck Ealey



Gene Swick



Aaron Bivins

1917

Ken Keller

1919

Leland Altaffer

1920

George Wechtel

1921

George Wechtel

1922

Burton Ford

1923

James Pierce

1924

Gilbert Stick

1925

Richard Kazmier

1926

Dodge Alexander

1927

Don Kazmier

1928

Harold Dunn

1929

Harold Dunn

1930

Don Sharp

1932

Babe Hissong

1933

Chuck Shelley

1934

Ed Smolinski

1935

Jerry Welling

1936

Louis DiSalle
Clarence Palm

1937

Marty Slovak

1938

Tony Popp

1939

Francis Maher

1940

Warren Densmore

1941

Warren Gongwer

1942

Clarence Ligibel

1946

Bill Gall

1947

Tony Wolodzko

1948

Mardo Hamilton
Mike Carman

1949

Ed Burrus
George Miley

1950

Denver Beck

1951

Jim Gasiorowski
Jerry Palmer

1952

Bob Carson
Dick Gordon
Roger Wadsworth

1953

Chuck Barcelona
George Machoukas

1954

Mel Triplett
George Machoukas

1955

Jim Rahman

1956

Clayton Umbles
Andy Posce

1957

Dan Howell
Sam Tisci

1958

Jim Cameron

1959

Occie Burt
Tom Gibney

1960

Jack Campbell
Jerry Stoltz

1961

Russ Hoogendorn
Tom McCartney

1962

Frank Baker
Jim Thibert
Ron Klotz

1963

Wynn Lembright

1964

Dan Simrell

1965

Jim Berkey
Lee Emery

1966

Barry Sneed

1967

John Schneider
Tom Beutler

1968

Mel Tucker
Bob Pfefferle

1969

Curtis Johnson
Dave Penn
Jim Rance

1970

Tom Duncan
Tony Harris

1971

Chuck Ealey
Gary Hinkson
Mel Long

1972

Steve Donahue
Joe Schwartz



Team Captains




Harold McGuire




Andy McCollum




Casey McBeth



Wasean Tait



Chris Wallace



Tavares Bolden

1973

Doug Neuendorf
Mel Minnfield
Pete Alsup

1974

Ed Farris
John Ross
Ed Scott

1975

Larry Macek
Gene Swick
Keith Young

1976

Mike Bell
Matt Lindsay
Keith Young

1977

Aaron Bivins
Jeff Hepinstall

1978

Joe Conroy
Jon Gotwald

1979

Mike Alston
Doug Williams

1980

Mike Grayson

1981

Maurice Hall
Jack Laraway

1982

Marlin Russell
Darryl Meadows
Steve Schafer
Mike Russell

1983

Jim Kelso
Jeff Bushong

1984

Kent Bishop
Steve Hoyt

1985

Bob Beemer
Brent Williams

1986

Tim Inglis
Harold McGuire
Jeff Burns

1987

Pat Delaney
Steve Huffman
Paul Sandor

1988

Jon Bowsher
Ken Moyer

1989

George Linberger
Doug Spidel

1990

Marcus Amick
Rick Isaiah
Pat Johnson
Dwayne Smith

1991

Darren Anderson
David Andrews
Matt Eberflus
Al Thigpen

1992

Andy McCollum
Kevin Meger
Darrell Mossburg
Dan Williams

1993

Al Baker
Terry Jackson
Casey McBeth

1994

Chadd Dehn
John Formentin
Casey McBeth
Bo Reichart

1995

Aristotle Wilson
Jamal Belt
Steve Rosi
Pete Stone

1996

Wasean Tait
Ryan Huzjak
Craig Dues
Jamie Johnson

1997

Jim Bates
Clarence Love
Jason Richards
Wasean Tait

1998

Gregg King
Matt Vaillant
Chris Wallace
Justin Wooley

1999

Mike Bilik
Keith Travis
Jameel Turner
Colin Westrich

2000

DeJuan Goulde
Lyle Green
Jim Harding
Kevin Rollins

2001

Tavares Bolden
Andy Boyd
Matt Comer
Leo Frierson
Chester Taylor

2002

David Gardner
Donta' Greene
Chris Tuminello
Tom Ward

2003

Andrew Clarke
Tim Dirksen
Paul Dye
Frank Ofili
Chaz Williams

2004


Patrick Body
Bruce Gradkowski
Anthony Jordan
Lance Moore

2005

Trinity Dawson
Bruce Gradkowski
Keon Jackson
Anthony Jordan
David Thomas



Team Captains

**Bruce Gradkowski****John Greco****Greg Mancz****Cody Thompson****Bryce Harris****Jerjuan Newton****2006**

Mike Alston
John Greco
Tyrrell Herbert
Steve Odom

2007

John Greco
Greg Hay
Tyrrell Herbert
Chris Hopkins
Tyree Pollard
Jalen Parmele
Sean Williamson

2008

Tyrrell Herbert
Nick Moore
Aaron Opelt
Sean Williamson

2009

Barry Church
Kevin Kowalski
Aaron Opelt
Lester Richmond

2010

Kevin Kowalski
Adonis Thomas
Desmond Marrow
Archie Donald

2011

Jonathan Lamb
Desmond Marrow
Adonis Thomas
Mike VanDerMeulen

2012

Chosen by game

2013

Chosen by game

2014

Jeremiah Detmer
Greg Mancz
Jeff Myers
Junior Sylvestre

2015

Trent Voss
Alex Zmolik
Cheatham Norrils
Phillip Ely

2016

John Stepec
DeJuan Rogers
Treyvon Hester
Storm Norton

2017

Trevon Mathis
Marquise Moore
Cody Thompson
Logan Woodside

2018

Reggie Gilliam
Bryce Harris
Richard Olekanma
Tyler Taafe
Art Thompkins
Cody Thompson

2019

Tycen Anderson
DeDarallo Blue
Nate Childress
Jordan Fisher
Reggie Gilliam
Bryce Harris

2020

Tycen Anderson
Bailey Flint
Bryce Harris
Bryant Koback
Samuel Womack

2021

Tycen Anderson
Bailey Flint
Bryce Harris
Bryant Koback
Samuel Womack

2022

Mitchell Berg
Dequan Finn
Zachary Ford
Jamal Hines
Dyontae Johnson
Jerjuan Newton

2023

Dequan Finn
Zachary Ford
Dallas Gant
Maxen Hook
Jerjuan Newton
Nick Rosi

2024

Dan Bolden
Tucker Gleason
Maxen Hook
Jerjuan Newton
Anthony Torres



Past Toledo Coaches



JOHN BRANDEBERRY

1917

Record: 0-3 (.000)

John Brandeberry, an engineering professor, was "selected" by the players as the first head coach in Rocket history. He led the team for one season in 1917, finishing with a 0-3 record. He also served as an assistant under Walt Hobt in 1919-20. Brandeberry was a member of the UT faculty for 38 years, from 1915 until he died of a heart attack at age 59 in 1953. Brandeberry was a long-time member and one-time chairman of the UT Board in Control of Athletics. He was posthumously inducted into the Varsity T Hall of Fame in 2005.

JAMES BAXTER

1918

Record: 1-1 (.500)

James Baxter became UT's head coach in 1918. He spent one season at the helm, leading Toledo to a 1-1 record. Baxter also claimed Toledo's first ever victory, a 19-12 win over Defiance.

WALT HOBT

1919-20

Record: 2-7 (.222)

Best year: 2-4 (1919)

Walt Hobt led UT for two seasons from 19-19 to 1920. He finished his career with a 2-7 record and was the first Toledo head coach to win multiple games in a season in 1919.



JOSEPH DWYER

1921-22

Record: 5-7-3 (.433)

Best year: 2-2-3 (1922)

Joseph Dwyer spent two seasons as UT's head coach, compiling a 5-7-3 record.



JAMES "PAT" DWYER

1923-25

Record: 12-15 (.444)

Best year: 6-4 (1923)

James "Pat" Dwyer became head coach in 1923 and led the Rockets to their first winning season, posting a 6-4 record and winning a Northwest Ohio Conference championship. Dwyer coached for three seasons and finished his UT career with a record of 12-15



BONI PETCOFF

1926-29

Record: 13-15-1 (.466)

Best year: 5-2 (1927)

Boni Petcoff led the Rockets for four seasons. Under his guidance, UT won a Northwest Ohio Conference championship in 1927 and shared in the NWO title in 1929, his final season as head coach. An immigrant from Bulgaria, Petcoff had a record of 13-15-1 in his time with UT. After retiring from coaching he became a physician in the Toledo area.



JIM NICHOLSON

1930-35

Record: 20-16-4 (.550)

Best year: 6-2-1 (1935)

Jim Nicholson became UT's first full-time football coach in April of 1930, when the current campus was under construction. He upgraded the schedule and instituted organized recruiting, eventually building UT into a powerful and respected football program. In 1935, his final season, the Rockets finished 6-2-1, including a 63-0 win over Bowling Green that led to a 13-year cessation of the rivalry between the two schools.

Nicholson helped design the Glass Bowl, and after his retirement as coach participated in reorganizing the Varsity 'T' Club. He later became an industrialist and civic leader in the City of Toledo.



CLARENCE "DOC" SPEARS

1936-42

Record: 38-26-2 (.591)

Best year: 7-3 (1939)

Clarence "Doc" Spears' 38 career victories stood as a UT record for 30 years before being surpassed by Frank Lauterbur's mark of 48 wins. When football was suspended at UT because of WWII, he left to take the head coaching job at Maryland. Following the war, he left coaching to engage in a private practice of medicine, mostly in Ypsilanti, Mich.

Prior to coming to Toledo, Spears had head coaching stops at Dartmouth, West Virginia, Minnesota (where he coached Bronko Nagurski), Oregon and Wisconsin.



BILL ORWIG

1946-47

Record: 15-4-2 (.762)

Best year: 9-2 (1947)

Bill Orwig coached the Rockets for just two seasons, but in that time established one of the best winning percentages in school history.

Orwig is one of the few coaches in UT history to oversee two sports at once, also taking the reins of the basketball team during the 1946-47 season. He returned to Michigan, his alma mater, in 1948 as a member of the athletic administration, and became athletics director at Nebraska in 1954. He took the AD job at Indiana in 1961, hiring Bob Knight as basketball coach in 1971.



Bill Orwig (right) accepts the Glass Bowl Trophy in 1947.



Past Toledo Coaches



FRANK LAUTERBUR


1963-70

Record: 48-32-2 (.598)

Best year: 12-0 (1970)

Frank Lauterbur presided over the most glorious era of UT football. Lauterbur coached the Rockets to the first MAC title in school history in 1967, followed by league championships and perfect seasons in 1969 and 1970. Lauterbur's Rockets could score readily, but won by stopping their opponents, twice leading the nation in total defense.

In 1970, Toledo finished 12th in the AP poll and 17th in the UPI poll. After capping that season with a second straight Tangerine Bowl victory, Lauterbur took the head coaching job at Iowa.



Frank Lauterbur's teams won MAC titles in 1967, 1969 and 1970.



DAN SIMRELL

1982-89

Record: 50-37-2 (.567)

Best year: 9-2 (1983)

Dan Simrell recorded 50 victories in his eight seasons at Toledo, the third-most wins of any coach in school history.

He led UT to a Mid-American Conference title in 1984 and a berth in the California Bowl, as the Rockets posted a 9-2-1 record. In 1983, Toledo raced to a 9-0 start before dropping its final two games of the season.

In addition to the league title, Simrell's teams finished second in conference play three times (1983, 1986, 1989).



Dan Simrell won 50 games at Toledo and a MAC title in 1984.



JACK MURPHY

1971-76

Record: 35-32 (.522)

Best year: 12-0 (1971)

Jack Murphy, an assistant under Frank Lauterbur, took over the coaching reins in 1971, promptly leading the Rockets to another MAC title and a 12-0 record. That was also the year Toledo's famed winning streak reached 35 games, as the Rockets' finished 13th in the UPI poll and 14th in the AP poll.

Murphy's perfect campaign came during his first season as a Division I-A head coach, a feat not equaled until Auburn's Terry Bowden turned the trick in 1993.



CHUCK STOBART

1977-81

Record: 24-31-1 (.438)

Best year: 9-3 (1981)

Chuck Stobart was the head football coach for five seasons from 1977-81, rebuilding the Rocket program into one of the premier programs in the Mid-American Conference. He earned MAC "Coach of the Year" honors in 1979 and 1981. In 1981, Stobart led UT to a 9-3 record, a MAC Championship title and a memorable 27-25 victory over San Jose State in the California Bowl that was decided on a last-second field goal by Tony Lee. Stobart left UT to become the head coach at Utah from 1982-84. He later served as the head coach at Memphis from 1989-94, and also spent time as the offensive coordinator at Pittsburgh, Arizona, USC and Ohio State.



NICK SABAN

1990

Record: 9-2 (.818)

Nick Saban was head coach for one season, leading Toledo to a 9-2 record and a MAC co-championship in 1990.

Saban left Toledo after the 1991 season to become the Cleveland Browns defensive coordinator. Saban has since been the head coach at Michigan State (1995-99), LSU (2000-04), the NFL's Miami Dolphins (2005-06) and Alabama (2007-23). He has won seven national titles, one at LSU in 2003, and six at Alabama in 2009, 2011, 2012, 2015, 2017 and 2020.

Saban will be inducted into the College Football Hall of Fame in 2025.

Nick Saban spent one season as Toledo's head coach before winning seven national titles at LSU and Alabama.



Past Toledo Coaches



GARY PINKEL

1991-2000

Record: 73-37-3 (.659)

Best year: 11-0-1 (1995)

Gary Pinkel has the most wins (73) and the second-best winning percentage (.659) among UT coaches who led the program for at least four years.

In 1995, Pinkel led the Rockets to an 11-0-1 record, a victory in the Las Vegas Bowl and a top 25 ranking in both the AP and coaches' polls.

In 1997, Pinkel led the Rockets to the first-ever MAC West title and a trip to the MAC Championship Game. The Rockets finished the season 9-3 and were ranked as high as No. 18 at one point in the season.

Pinkel's Rockets repeated as MAC West champions in 1998, earning UT's third post-season appearance in four seasons.

In Pinkel's final season in 2000, the Rockets went 10-1, including a 24-6 victory at Penn State, and were ranked No. 25 in the nation in both final regular-season polls. Following the 2000 season, Pinkel took the head coaching position at Missouri. He has the rare distinction of being inducted into four college hall of fames: Toledo; his alma mater, Kent State; the Mid-American Conference; and the College Football Hall of Fame.



Gary Pinkel's Rockets knocked off Penn State on national TV in 2000.



TIM BECKMAN

2009-11

Record: 21-16 (.568)

Best year: 8-4 (2011)

Tim Beckman revived the Toledo football program, racking up consecutive winning seasons and bowl appearances in his final two seasons with the Rockets. After a 5-7 mark in 2009, Beckman's Rockets won eight games in both 2010 and 2011. Following the conclusion of the 2011 regular season, Beckman resigned to accept the head coaching position at the University of Illinois.



Tim Beckman led the Rockets to two bowl games in his three years as head coach.



TOM AMSTUTZ

2001-08

Record: 58-41 (.586)

Best year: 10-2 (2001)

"Toledo" Tom Amstutz led the Rockets to some of their finest moments, including two MAC Championships, four West Division titles and four bowl appearances.

A native of Toledo who also played for the Rockets, Amstutz spent nearly his entire coaching career as an assistant at UT before moving into the big chair following the departure of Gary Pinkel at the end of the 2000 season.

During his eight seasons as head coach, Amstutz led his team to victories over Michigan, No. 9 Pittsburgh, Minnesota, Kansas and

Iowa State, as well as dramatic comeback wins over Marshall in the 2001 MAC Championship Game and Bowling Green in the 2004 season finale that clinched the MAC West title. The Rockets won the 2001 Motor City Bowl and 2005 GMAC Bowl under Amstutz.



Tom Amstutz won MAC Championships in 2001 and 2004.



MATT CAMPBELL

2011-15

Record: 35-15 (.700)

Best year: 9-2 (2015)

Matt Campbell enjoyed four winning seasons as Toledo's head coach from 2011-15. His debut as head coach came in the 2011 Military Bowl, a thrilling 42-41 victory over Air Force. Along the way were big victories over No. 18 Cincinnati in 2012 and No. 18 Arkansas in 2015, as well as another bowl victory in the GoDaddy Bowl over Arkansas State in January of 2015. Campbell resigned from his post at the conclusion of the 2015 regular season to accept the head coaching job at Iowa State.



Matt Campbell won the 2011 Military Bowl in his first game as head coach.



Assistant Coaches List

NAME	YEARS	ASSIGNMENT	HEAD COACH	NAME	YEARS	ASSIGNMENT	HEAD COACH
Alsadek, Jacob	2020-21	Graduate Assistant	Jason Candle	Brown, Corey	2019-21	Graduate Assistant	Jason Candle
Amstutz, Tom	1978-81	OT/Tight End	Chuck Stobart	Brown, Dave	1937	Freshmen	Doc Spears
	1982-83	Defensive Ends	Dan Simrell	Bruney, Zac	2007-08	Graduate Assistant	Tom Amstutz
	1984-86	DE/Place Kickers	Dan Simrell	Buttermore, Bo	2024	Quality Control Asst.	Jason Candle
	1990	LBs/Place Kickers	Nick Saban	Cahill, Leo	1956	Line	Jack Morton
	1991-94	LBs/Place Kickers	Gary Pinkel	Calcutta, Anthony	2022-24	Graduate Assistant	Jason Candle
	1995-98	Defensive Coordinator	Gary Pinkel	Cameron, Jim	1979-80	Defensive Mid-guards	Chuck Stobart
	1999-00	Asst. Head Coach/ Defensive Coordinator	Gary Pinkel			Linebackers	Chuck Stobart
Anastasio, Tony	1977-78	Offensive Line	Chuck Stobart	Campbell, Matt	2009-11	Offensive Coordinator/Offensive Line	Tim Beckman
Anderson, Harold	1934-35	Freshmen	Jim Nicholson	Candle, Jason	2009	Slot Receivers/TEs	Tim Beckman
	1936	Freshmen	Doc Spears		2010-11	Receivers	Tim Beckman
Appleby, Robert	1953	Freshmen	Clair Dunn		2012-15	Offensive Coordinator/ Quarterbacks	Matt Campbell
	1954-55	Freshmen	Forrest England				
	1956	Backfield	Jack Morton	Carmon, Jim	1997	Graduate Assistant	Gary Pinkel
Arthur, Bruce	1977	Receivers	Chuck Stobart	Carr, John	2005-06	Wide Receivers	Tom Amstutz
Avila, Charlie	2021	Graduate Assistant	Jason Candle	Carson, Bob	1953	Freshmen	Clair Dunn
Ayeni, Louis	2010	Running Backs	Tim Beckman				
	2011	Associate Head Coach/ Run Game Coordinator	Tim Beckman	Christensen, Dave	1992-96	Offensive Line	Gary Pinkel
					1997-00	Offensive Coordinator/ Offensive Line	Gary Pinkel
	2012	Associate Head Coach/ Run Game Coordinator	Matt Campbell				
	2013	Associate Head Coach/ Run Game Coordinator	Matt Campbell	Ciccone, Ricky	2018	Nickel Backs	Jason Candle
Baker, Don	1969	Freshmen	Frank Lauterbur	Clash, Gary	1938-39	Freshmen	Doc Spears
Balciulis, Chuck	1958-59	Freshmen	Harry Larche	Clayton, Stanley	2006-07	Offensive Line	Tom Amstutz
Bascomb, Art	1974-76	Defensive Ends	Jack Murphy		2008	Offensive Line/ Running Game Coordinator	Tom Amstutz
		Scouting Coordinator	Jack Murphy	Clinkscale, Steve	2009	Cornerbacks	Tim Beckman
					2010-11	Cornerbacks/ Special Teams Coordinator	Tim Beckman
Beach, Bill	1946-47	Backfield	Bill Orwig				
Beard, Kevin	2019-22	Wide Receivers	Jason Candle	Cole, Lawrence	1990	Running Backs	Nick Saban
Bellamy, Mike	2017-18	Wide Receivers	Jason Candle	Cole, Nate	2011	Graduate Assistant	Tim Beckman
Bennett, Tim	2021	Graduate Assistant	Jason Candle		2012-13	Graduate Assistant	Matt Campbell
	2023-24	Dir. of Player Develop./ Asst. Defensive Backs	Jason Candle		2019-25	Running Backs	Jason Candle
	2025	Asst. Defensive Backs	Jason Candle	Colman, Doug	2022	Senior Defensive/ Special Teams	Jason Candle
Berry, Joe	1949	Freshmen	J. N. Stahley	Colvin, Zach	2018	Graduate Assistant	Jason Candle
Bichey, Brad	2016-25	Dir. of Strength/Condit.	Jason Candle	Connelly, Dave	1926-29	unknown	Boni Petcoff
Binder, Chris	2003-04	Graduate Assistant	Tom Amstutz		1930	unknown	Jim Nicholson
Black, Larry	2016-17	Graduate Assistant	Jason Candle	Cornachione, Sil	1967-70	Offensive Backs	Frank Lauterbur
	2019-21	Defensive Line	Jason Candle	Court, Rick	2009-10	Strength/Conditioning	Tim Beckman
Blackwell, Marquel	2016-17	Running Backs	Jason Candle	Crockett, Jim	1927-29	Line	Boni Petcoff
Bolden, Daniel	2025	Graduate Assistant	Jason Candle	Curtis, Johnny	1959	Graduate Assistant	Harry Larche
Bolton, Louis	1935	Freshmen	Jim Nicholson	Curtis, Ron	1982-89	Defensive Coordinator	Dan Simrell
Bowman, Will	1994-95	Graduate Assistant	Gary Pinkel			Assistant Head Coach	Dan Simrell
Boyd, Andy	2003-04	Graduate Assistant	Tom Amstutz		1990	Wide Receivers	Nick Saban
	2005-07	Outside Linebackers	Tom Amstutz		1990	Recruiting Coordinator	Nick Saban
	2008	Secondary	Tom Amstutz		1990	Assistant Head Coach	Nick Saban
Brabenec, Greg	2012-13	Graduate Assistant	Matt Campbell		1991	Wide Receivers	Gary Pinkel
Brandeberry, John	1919-20	unknown	Walt Hobt	Daniels, Matt	2010	Graduate Assistant	Tim Beckman



Assistant Coaches List

NAME	YEARS	ASSIGNMENT	HEAD COACH	NAME	YEARS	ASSIGNMENT	HEAD COACH
Davis, Justin	2005-06	Graduate Assistant	Tom Amstutz	Friddle, Berle	1942	unknown	Doc Spears
Dawson, Dino	2001	Wide Receivers	Tom Amstutz	Galayda, Dennis	1966	Graduate Assistant	Frank Lauterbur
DeAngelis, James	1948	Line	J. N. Stahley	Gasser, Bryan	2010	Graduate Assistant	Tim Beckman
Destito, Chris	1995-96	Strength/Conditioning	Gary Pinkel		2012	Graduate Assistant	Matt Campbell
Devlin, Mike	2004-05	Offensive Line	Tom Amstutz		2015	Tight Ends/Special Teams	Matt Campbell
DiMinno, Jerry	2017-19	Graduate Assistant	Jason Candle		2023-24	Director of Player Personnel/Recruiting Coordinator	Jason Candle
Discher, Robby	2016-19	Tight Ends/ Special Teams	Jason Candle		2025	General Manager	Jason Candle
Ditsler, Donald	1954-55	Assistant Head Coach	Forrest England	George, Brian	2016-18	Defensive Coordinator/ Defensive Line	Jason Candle
Dixon, Kerry	2018	Running Backs	Jason Candle		2019	Defensive Coordinator	Jason Candle
Donaldson, Jack	1962	Backfield	Clive H. Rush	Gilbert, Joe	2001-03	Offensive Line	Tom Amstutz
Downing, Doug	2001-02	Running Backs	Tom Amstutz		2007	Tight Ends	Tom Amstutz
	2003-07	Running Backs / Recruiting Coordinator	Tom Amstutz	Gilreath, Joe	2011	Graduate Assistant	Tim Beckman
	2008	Running Backs / Recruiting Coordinator/ Special Teams	Tom Amstutz	Golesh, Alex	2009	Running Backs/ Recruiting Coordinator	Tim Beckman
					2010-11	Tight Ends/Recruiting Coordinator	Tim Beckman
Dunbar, Mike	1992-96	Offensive Coordinator	Gary Pinkel	Gordon, Dick	1953	Freshmen	Clair Dunn
	1995-96	Assistant Head Coach	Gary Pinkel	Graham, Ron	1973	Freshmen/Scouting	Jack Murphy
Dunn, Clair*	1951	Offensive Ends/ Defensive Line <i>*head coach last three games</i>	Don Greenwood		1974-76	Offensive Backs	Jack Murphy
Dunn, Harold	1930	Freshmen	Jim Nicholson	Green, Corbin	2023-24	Graduate Assistant/ Strength/Conditioning	Jason Candle
Eberflus, Matt	1992	Student Assistant	Gary Pinkel	Greenwood, Don	1950	Backfield	Robert Snyder
	1993	Graduate Assistant	Gary Pinkel	Gustafson, Larry	1977-78	Defensive Line	Chuck Stobart
	1994-95	Recruiting Coordinator	Gary Pinkel	Gwin, Steve	1982-85	Defensive Backs	Dan Simrell
	1994-98	Outside Linebackers	Gary Pinkel		1986-87	Quarterbacks	Dan Simrell
	1999-00	Defensive Backs	Gary Pinkel			Wide Receivers	Dan Simrell
Eberle, Nick	2008	Graduate Assistant	Tom Amstutz	Haley, Andy	1921	unknown	Joe Dwyer
	2009	Graduate Assistant	Tim Beckman	Hall, Mike	1961	Freshmen	Clive H. Rush
Eliano, Perry	2024-25	Cornerbacks	Jason Candle	Hallet, Mike	2016-19	Offensive Line	Jason Candle
Elliott, Dave	1977-78	Defensive Backs	Chuck Stobart		2020-25	Co-Offensive Coordinator/Offensive Line	Jason Candle
Elmquist, Grant	1997	Graduate Assistant	Gary Pinkel	Haneline, John	2013	Graduate Assistant	Matt Campbell
Fair, Chet	1971	Freshmen/Scouting	Jack Murphy	Hardy, Dave	1964-67	Offensive Line	Frank Lauterbur
Fernandez, Matt	1998	Graduate Assistant	Gary Pinkel		1968-70	Offensive Coordinator	Frank Lauterbur
Finkbeiner, Carty	1963-66	Offensive Backs	Frank Lauterbur		1971	Offensive Coordinator	Jack Murphy
Fiortio, Michael	2021-23	Graduate Assistant/ Strength/Conditioning	Jason Candle	Harris, Travell	2024-25	Quality Control/Offense	Jason Candle
Fleming, RJ	2023-25	Wide Receivers	Jason Candle	Harrison, AJ	2024	Recruiting Assitant	Jason Candle
Flynn, Jim	1964-68	Freshmen/Scouting	Frank Lauterbur		2025	Dir. of Recruiting	Jason Candle
	1969-70	Defensive Backs	Frank Lauterbur	Hayes, Bob	1946-47	Assistant Head Coach	Bill Orwig
Fowler, Andrew	2025	Quality Control/ Special Teams	Jason Candle	Hays, Jim	1951	Freshmen	Don Greenwood/ Clair Dunn
Ford, Cornell	1992	Graduate Assistant	Gary Pinkel	Heacock, Jon	2014-15	Defensive Coordinator/ Safeties	Matt Campbell
	1996	Recruiting Coordinator	Gary Pinkel	Head, Connor	2023-24	Recruiting/Offensive Assitant	Jason Candle
	1996-00	Receivers	Gary Pinkel				
	2021	Cornerbacks	Jason Candle	Heacock, Justin	2022-24	Graduate Assistant	Jason Candle
Fortunato, Joe	1951-52	Line	Don Greenwood	Heater, Chuck	1977-78	Offensive Backs	Chuck Stobart
Fowler, Andrew	2024-25	Special Teams Quality Control	Jason Candle		1979-81	Defensive Backs	Chuck Stobart



Assistant Coaches List

NAME	YEARS	ASSIGNMENT	HEAD COACH	NAME	YEARS	ASSIGNMENT	HEAD COACH
Hecker, Jack	1960-62	unknown	Clive H. Rush	Krasula, Paul	1972-74	Offensive Line	Jack Murphy
Hedden, Chris	1996	Graduate Assistant	Gary Pinkel	Kuligowski, Craig	1992-93	Tight Ends	Gary Pinkel
	2001-05	Tight Ends	Tom Amstutz			Recruiting Coordinator	Gary Pinkel
	2006	TE/Run Game Coord.	Tom Amstutz		1994-95	Tight Ends/Off. Line	Gary Pinkel
	2007	Receivers/ Run Game Coordinator	Tom Amstutz		1996-00	Defensive Line	Gary Pinkel
	2008	Offensive Coordinator	Tom Amstutz		2020-21	Assistant Head Coach/ Co-Defensive Coordinator/ Outside LBs	Jason Candle
Heidelberg, Kirk	1990	Tight Ends	Nick Saban		2022	Assistant Head Coach/ Co-Defensive Coordinator/ Defensive Line	Jason Candle
		Special Teams	Nick Saban				
	1991	Tight Ends	Gary Pinkel				
		Special Teams	Gary Pinkel				
Hendershot, Josh	2017-18	Graduate Assistant	Jason Candle	Kurth, Frank	1989	Wide Receivers	Dan Simrell
Hogan, John	1960-61	Backfield	Clive H. Rush	Larche, Harry	1954	Line	Forrest England
Hoke, Brady	1987-89	Outside Linebackers	Dan Simrell	Larson, Mark	1984-85	Strength/Conditioning	Dan Simrell
Hoogendoorn, Russ	1962	Graduate Assistant	Clive H. Rush	Larson, Bryan	2019	Graduate Assistant	Jason Candle
Hudson, Roy	1933-36	Freshmen	Jim Nicholson	Lemle, Carl	1947	Freshmen	Bill Orwig
Hull, Greg	1979-80	Offensive Backs	Chuck Stobart	Leopold, Jeff	2003	Graduate Assistant	Tom Amstutz
Huston, Richard	1951-53	Backfield	Don Greenwood/ Clair Dunn	Lewis, Don	1968-70	Defensive Ends Linebackers	Frank Lauterbur Frank Lauterbur
	1954-55	Freshmen	Forrest England		1975-76	Offensive Line	Jack Murphy
	1956	Freshmen	Jack Morton	Lewis, LaTroy	2025	Defensive Line	Jason Candle
Hutchison, Dave	1999-00	Graduate Assistant	Gary Pinkel	Lister, Mark	1999-00	Graduate Assistant	Gary Pinkel
Ifft, Daniel	2011	Graduate Assistant	Tim Beckman		2001	Football Operations	Tom Amstutz
	2012	Graduate Assistant	Matt Campbell	Lowe, John Jr.	1960-61	Unknown	Clive H. Rush
Isphording, Scott	2010	Quarterbacks	Tim Beckman	Lupfer, Greg	2008	Safeties	Tom Amstutz
	2011-13	Quarterbacks	Matt Campbell	Machoukas, George	1955	Graduate Assistant	Forrest England
Jackson, Fred	1980	Defensive Ends	Chuck Stobart	Mannie, Ken	1986-87	Strength/Conditioning	Dan Simrell
	1981	Quarterbacks	Chuck Stobart		1990	Strength/Conditioning	Nick Saban
		Wide Receivers	Chuck Stobart		1991-94	Strength/Conditioning	Gary Pinkel
	1982	Wide Receivers	Dan Simrell	Manning, Tom	2009	Graduate Assistant	Tim Beckman
Jackson, Jim	2005	Graduate Assistant	Tom Amstutz		2012-15	Offensive Line	Matt Campbell
Jackson, Sherrill	1983-84	Wide Receivers	Dan Simrell	Manyak, John	1956	Freshmen	Jack Morton
Jacobs, Mike	1979	Offensive Line	Chuck Stobart		1957-59	Defensive Ends	Harry Larche
Jenkins, Brooks	2022-23	Graduate Assistant	Jason Candle		1957-59	Freshmen	Harry Larche
	2024-25	Dir. of Player Develop./ Asst. Defensive Analyst	Jason Candle	Marrow, Vince	2008	Tight Ends	Tom Amstutz
Johnson, Anthony	2014-15	Running Backs	Matt Campbell	Martell, Gene	1956	Freshmen	Jack Morton
Johnson, Daniel	2019-20	Graduate Assistant	Jason Candle		1958-59	Line	Harry Larche
Johnson, Jamahl	2024-25	Graduate Assistant	Jason Candle	Matukewicz, Tom	2012-13	Defensive Coordinator/ Linebackers	Matt Campbell
Jones, Brian	1992-94	Wide Receivers	Gary Pinkel	McCartney, Tom	1962	Graduate Assistant	Clive H. Rush
	1995-00	Running Backs	Gary Pinkel		1963	Offensive Line	Frank Lauterbur
Jordan, Anthony	2007-08	Graduate Assistant	Tom Amstutz	McCollom, Steve	2015	Graduate Assistant	Matt Campbell
Kaiser, Jay	2001	Graduate Assistant	Tom Amstutz		2016	Graduate Assistant	Jason Candle
Karcher, Ken	2008	Quarterbacks	Tom Amstutz	McConnell, Bill	1972-76	Defensive Mid-Guards Linebackers	Jack Murphy Jack Murphy
Kennedy, Tim	2019-21	Graduate Assistant	Jason Candle				
Kehres, Vince	2020-25	Def. Coordinator/LBs	Jason Candle	McCray, Randall	2003-04	Linebackers	Tom Amstutz
Kish, Bryan	2002	Graduate Assistant	Tom Amstutz		2005	Defensive Line	Tom Amstutz
Klein, Ed	1972-73	Offensive Backs	Jack Murphy	McDonald, D.K.	2012-15	Cornerbacks	Matt Campbell
Klinec, Christian	2018-25	Strength/Conditioning	Jason Candle	McElreavy, Larry	1989	Tight Ends	Dan Simrell



Assistant Coaches List

NAME	YEARS	ASSIGNMENT	HEAD COACH	NAME	YEARS	ASSIGNMENT	HEAD COACH
McGee, Garrick	2002	Wide Receivers	Tom Amstutz	Powers, Howard	1955	Backfield	Forrest England
McMullen, Joe	1949	Line	J. N. Stahley		1957-59	Backfield	Harry Larche
McNutt, Richard	2007	Secondary	Tom Amstutz	Pugliese, Thomas	2017-19	Graduate Assistant	Jason Candle
Merb, Roger	1971	Offensive Backs	Jack Murphy	Rainsberger, Ellis	1990	Offensive Line	Nick Saban
Merritt, Bob	1998	Graduate Assistant	Gary Pinkel		1991	Assistant Head Coach	Gary Pinkel
Meszaros, Lou	1957	Backfield	Harry Larche		1991	Offensive Line	Gary Pinkel
Meyer, Greg	1990	Offensive Coordinator	Nick Saban	Randolph, Paul	2001	Defensive Line	Tom Amstutz
	1991	Offensive Coordinator	Gary Pinkel	Rasheed, Eli	2009-11	Defensive Line	Tim Beckman
Miller, Jack	2016	Graduate Assistant	Jason Candle		2012-15	Defensive Line	Matt Campbell
Minor, Austin	2019-21	QC-Special Teams	Jason Candle	Rhea, Mark	1993	Graduate Assistant	Gary Pinkel
Momirovic, George	2006-07	Graduate Assistant	Tom Amstutz		2006-08	Defensive Line	Tom Amstutz
Mondell, Jack	1981	Offensive Backs	Chuck Stobart	Rideout, Les	1952-53	Line	Clair Dunn
	1982-84	Offensive Backs	Dan Simrell	Robinson, Cory	2016	Cornerbacks	Jason Candle
	1985	Offensive Backs	Dan Simrell	Robinson, Josh	2019	QC-Special Teams	Jason Candle
		Recruiting Coordinator	Dan Simrell	Roche, Shawn	2011	Graduate Assistant	Tim Beckman
	1986-87	Inside Linebackers	Dan Simrell	Roman, George	1953	Line	Clair Dunn
	1988	Tight Ends	Dan Simrell	Rose, Tim	2005-08	Defensive Coordinator	Tom Amstutz
		Special Teams	Dan Simrell	Rosi, Nick	2025	Graduate Assistant	Jason Candle
Morand, Elroy	1970	Freshmen	Frank Lauterbur	Roskos, Greg	2005-06	Graduate Assistant	Tom Amstutz
Mouch, Harold	1952-53	Freshmen	Clair Dunn	Russo, Mario	1963-67	Defensive Ends	Frank Lauterbur
Mouser, Taylor	2015	Graduate Assistant	Matt Campbell	Saia, Bryce	2012-13	Safeties	Matt Campbell
Murphy, Dan	1997	Graduate Assistant	Gary Pinkel	Sage, Derek	2014-15	Wide Receivers	Matt Campbell
Murphy, Jack	1960-62	Defensive Line	Clive H. Rush		2016	Wide Receivers	Jason Candle
	1963-69	Defensive Coordinator	Frank Lauterbur		2024-25	Tight Ends	Jason Candle
Murray, Steve	1997-00	Strength/Conditioning	Gary Pinkel	Satterfield, Scott	2009	Quarterbacks/ Passing Game Coordinator	Tim Beckman
	2001-08	Strength/Conditioning	Tom Amstutz	Schaefer, Joe	2010	Graduate Assistant	Tim Beckman
Neece, Craig	2020-21	Graduate Assistant	Jason Candle	Schanski, Michael	1992	Graduate Assistant	Gary Pinkel
Nichols, Jason	2009	Receivers	Tim Beckman	Schultz, Fred	2002	Graduate Assistant	Tom Amstutz
Nichols, Paul	2009-11	Safeties/Co-Defensive Coordinator	Tim Beckman	Schmakel, Warren	1946-47	Line	Bill Orwig
Nowack, Jerry	1959	Graduate Assistant	Harry Larche	Shannon, John	2003-04	Wide Receivers	Tom Amstutz
Obrock, John	1981	Offensive Line	Chuck Stobart		2005-07	Offensive Coordinator	Tom Amstutz
	1982-89	Offensive Line	Dan Simrell	Nick Sharp	2019	Graduate Assistant	Jason Candle
Okam, Frank	2023-24	Defensive Line	Jason Candle	Shugarts, J.B.	2015	Graduate Assistant	Matt Campbell
Orwig, Bill	1936	Ends	Doc Spears		2016	Graduate Assistant	Jason Candle
Parker, Corey	2022-23	Cornerbacks	Jason Candle	Shutt, John	1949	Freshman	J. N. Stahley
Parker, Phil	1988-89	Defensive Backs	Dan Simrell	Simmons, Bob	1977-79	Defensive Ends	Chuck Stobart
	1990	Defensive Backs	Nick Saban	Simms, Shawn	1991-94	Running Backs	Gary Pinkel
	1991-98	Defensive Backs	Gary Pinkel	Simrell, Dan	1971-72	Defensive Backs	Jack Murphy
Parrish, Kirk	1994	Graduate Assistant	Gary Pinkel		1973-76	Defensive Coordinator	Jack Murphy
Pattee, John	1948-49	Backfield	J. N. Stahley		1977-81	Defensive Coordinator	Chuck Stobart
Pearson, AJ	2025	Dir. of Player Personnel	Jason Candle	Slovak, Marty	1946	Assistant Head Coach	Bill Orwig
Pees, Dean	1990	Defensive Coordinator	Nick Saban	Smith, Sylvester	1955	Graduate Assistant	Forrest England
	1991-93	Defensive Coordinator	Gary Pinkel		1956	Freshmen	Forrest England
Perles, Pat	1989	Defensive Line	Dan Simrell	Smith, Christian	2014-15	Graduate Assistant	Matt Campbell
	1990	Defensive Line	Nick Saban	Smith, Ted	1998-99	Graduate Assistant	Gary Pinkel
	1991	Defensive Line	Gary Pinkel	Smith, Vern	1963-65	Scouting/Freshmen	Frank Lauterbur
Pizza, Frank	1948	Freshmen	J. N. Stahley		1966	Scouting/ Assistant Head Coach	Frank Lauterbur
Poteat, Hank	2017-20	Cornerbacks	Jason Candle				



Assistant Coaches List

NAME	YEARS	ASSIGNMENT	HEAD COACH	NAME	YEARS	ASSIGNMENT	HEAD COACH
Snyder, Charlie	1970	Wide Receivers	Frank Lauterbur	Weber, Stanton	2023-25	Special Teams Coord.	Jason Candle
	1971-76	Wide Receivers	Jack Murphy	Weiner, Robert	2020-25	Co-Offensive Coord./	Jason Candle
Spence, Rob	2001-04	Offensive Coordinator/ Asst. Head Coach	Tom Amstutz			Quarterbacks	
Stalcup, Fred	1937-41	Backs	Doc Spears	Wertz, Chuck	1930-35	Backs	Jim Nicholson
Staten, Mark	2020-23	Tight Ends/Off. Tackles	Jason Candle	West, Lou	2001-04	Defensive Coordinator	Tom Amstutz
Stauber, Gene	1947	Freshmen	Bill Orwig	Wilcher, Kishon	2016	Graduate Assistant	Jason Candle
	1948-49	Freshmen	J. N. Stahley	Williams, Aaron	2022-23	Graduate Assistant	Jason Candle
	1950	Freshmen	Robert Snyder	Williams, Jimmy	2002	Defensive Line	Tom Amstutz
Steckel, Dave	1992-95	Defensive Line	Gary Pinkel	Winston, Dennis	2001-02	Linebackers	Tom Amstutz
Stoltz, Jerry	1961-62	Graduate Assistant	Clive H. Rush		2003-04	Defensive Line	Tom Amstutz
Strahm, Dick	1970	Defensive Coordinator	Frank Lauterbur	Winters, Paul	1986-89	Offensive Backs	Dan Simrell
	1971-72	Defensive Coordinator	Jack Murphy	Wolodzko, Anthony	1948	Freshmen	J. N. Stahley
Swank, Bob	2004	Graduate Assistant	Tom Amstutz	Wooley, Justin	2000	Graduate Assistant	Gary Pinkel
Terwilliger, Andrew	2014	Oper. & Recruiting Asst.	Jason Candle	Wray, Max	2022-24	Graduate Assistant	Jason Candle
	2015	Dir. of Player Personnel	Jason Candle		2025	Asst. Offensive Line	Jason Candle
	2016-18	Dir. of Operations	Jason Candle	Wright, Brian	2016-19	Offensive Coordinator/ Quarterbacks	Jason Candle
	2019-25	Asst. AD/FB Operations	Jason Candle	Wright, Irvin	1971-72	Middle Guards	Jack Murphy
Thorpe, Jerry	1963-66	Defensive Backs	Frank Lauterbur			Linebackers	Jack Murphy
Tremblay, Matt	2002	Graduate Assistant	Tom Amstutz		1973-76	Defensive Ends	Jack Murphy
Turner, Fred	1995	Receivers	Gary Pinkel			Tackles	
Van Arsdale, Harry	1980	Offensive Line	Chuck Stobart	Yockey, Jim	1981	Defensive Line	Chuck Stobart
Vanyo, Andy	1932-35	Line	Jim Nicholson		1982-89	Defensive Line	Dan Simrell
	1936-37	Line	Doc Spears	Yost, David	1996	Graduate Assistant	Gary Pinkel
Veidt, Tyson	2014-15	Linebackers/ Recruiting Coordinator	Matt Campbell		1997-00	Quarterbacks/ Recruiting Coordinator	Gary Pinkel
Vera, Rob	1995	Graduate Assistant	Gary Pinkel				
Volk, Brian	2001	Graduate Assistant	Tom Amstutz				
Voss, Trent	2017-18	Graduate Assistant	Jason Candle				
	2019	QC-Defense	Jason Candle				
Walker, Bruce	1996-00	Tight Ends/Off. Line	Gary Pinkel				
Walker, Dick	1967-68	Defensive Backs	Frank Lauterbur				
Walkosky, David	1999-00	Outside Linebackers	Gary Pinkel				
	2001-04	OLB/ Special Teams	Tom Amstutz				
	2005-06	Secondary/ Special Teams	Tom Amstutz				
Walsh, Robert	1950	Line	Robert Snyder				
Walsh, Nick	2019-21	Strength/Conditioning Graduate Assistant	Jason Candle				
Wade, Rudy	2011	Strength/Conditioning	Tim Beckman				
	2012-14	Strength/Conditioning	Matt Campbell				
Ward, Mike	2009-11	Asst. Head Coach/ Co-Defensive Coordinator/LBs	Tim Beckman				
	2016-19	Linebackers	Jason Candle				
Watson, Ross	2016-19	Safeties	Jason Candle				
	2020-25	Co-Def. Coordinator/ Safeties/Special Teams	Jason Candle				
Watson, Stan	2012-13	Special Teams/ Outside Linebackers	Matt Campbell				



Rockets in the NFL

The following players were listed on an active NFL roster at press time.
Includes players in training camp in 2025 preseason. Last season at Toledo in (parentheses).

TOLEDO ACTIVE PLAYERS (15)

(as of Aug. 6, 2025)

- **Darius Alexander (2024):** NY Giants (2025).
- **Tycen Anderson (2021):** Cincinnati Bengals (2022-present).
- **Carter Bradley (2021):** Las Vegas Raiders (2024), San Francisco 49ers (2025).
- **Lance Dixon (2024):** Philadelphia Eagles (2025).
- **Dallas Gant (2023):** Minnesota Vikings (2024), Philadelphia Eagles (2024-present).
- **Reggie Gilliam (2019):** Buffalo Bills (2020-present).
- **Maxen Hook (2025):** Philadelphia Eagles (2025).
- **Kareem Hunt (2016):** Kansas City Chiefs (2017-18), Cleveland Browns (2019-23), Kansas City Chiefs (2024-present).
- **Desjuan Johnson (2022):** LA Rams (2023-present).
- **Diontae Johnson (2018):** Pittsburgh Steelers (2019-23), Carolina Panthers (2024), Baltimore Ravens (2024), Houston Texans (2024), Cleveland Browns (2025).
- **Dyontae Johnson (2022):** NY Giants (2023-present).
- **Quinyon Mitchell (2023):** Philadelphia Eagles (2024-present).
- **Jerjuan Newton (2024):** Denver Broncos (2025).



• **Storm Norton (2016):** Detroit Lions (2017), Minnesota Vikings (2018), LA Chargers (2020-22), New Orleans Saints (2023), Atlanta Falcons (2024-present).

• **Anthony Torres (2024):** LA Rams (2025).



Reggie Gilliam



Tyson Anderson



Quinyon Mitchell



Rockets in the NFL

The following players played at least one game in the NFL (or the old AFL). Players who were drafted or signed free agent contracts but did not play in a regular-season game are not listed here.

NO LONGER ACTIVE

- OLA ADENIYI (2017): Pittsburgh Steelers (2018-2021), Tennessee Titans (2021-present).
- DARREN ANDERSON (1991): New England Patriots (1992), Tampa Bay Buccaneers (1992-93), Kansas City Chiefs (1994-97), Atlanta Falcons (1998).
- BOB BEEMER (1985): Detroit Lions (1987)
- TOM BEUTLER (1967): Cleveland Browns (1970), Baltimore Colts (1971)
- PATRICK BODY (2004): Cincinnati Bengals (2005).
- TOMMIE BOYD (1994): Detroit Lions (1997-98).
- TYRONE BROWN (1994): Atlanta Falcons (1995-96)
- BARRY CHURCH (2009): Dallas Cowboys (2010-16), Jacksonville Jaguars (2017-18).
- DEXTER CLARK (1986): Detroit Lions (1987)
- EMERSON COLE (1949): Cleveland Browns (1950-52), Chicago Bears (1952).
- GENE COOK (1957): Detroit Lions (1959).
- JAYRONE ELLIOTT (2013): Green Bay Packers (2014-16), Dallas Cowboys (2017), Pittsburgh Steelers (2019-20).
- PAUL ELZEY (1967): Cincinnati Bengals (1968).
- JERRY EVANS (1990): Denver Broncos (1993-95).
- T.J. FATINIKUN (2013): Tampa Bay Buccaneers (2014-15).
- DAVID FLUELLEN (2013): Tennessee Titans (2015-19).
- CARL FORD (2002): Chicago Bears (2005).
- TODD FRANCE (2001): Tampa Bay Buccaneers (2005), Philadelphia Eagles (2005).
- JIM GRAY (1964): New York Jets (1966), Philadelphia Eagles (1967).

- BRUCE GRADKOWSKI (2005): Tampa Bay Buccaneers (2006-07), Cleveland Browns (2008), Oakland Raiders (2009-10), Cincinnati Bengals (2011-12), Pittsburgh Steelers (2013-16).
- JOHN GRECO (2007): St. Louis Rams (2008-10), Cleveland Browns (2011-present), New York Giants (2017-18).
- VITALIY GURMAN (2021): Kansas City Chiefs (2022), Las Vegas Raiders (2023).
- TONY HARRIS (1970): San Francisco 49ers (1971).
- ANDREW HAWKINS (2007): Cincinnati Bengals (2011-13), Cleveland Browns (2014-16).
- RAYMOND HAYES (1967): New York Jets (1968).
- KELLY HERNDON (1998): Denver Broncos (2002-04), Seattle Seahawks (2005-06), Tennessee Titans (2007).
- TREYVON HESTER (2016): Oakland Raiders (2017), Philadelphia Eagles (2018), Washington Redskins (2019), Green Bay Packers (2020), Philadelphia Eagles (2020).
- KA'DAR HOLLMAN (2018): Green Bay Packers (2019-21), San Francisco 49ers (2022), Houston Texans (2023), Baltimore Ravens (2024), Houston Texans (2024).
- REGGIE HOWARD (2018): LA Chargers (2019-21).
- TIM INGLIS (1986): Cincinnati Bengals, (1987-88).
- CURTIS JOHNSON (1969): Miami Dolphins (1970-78).
- JON'VEA JOHNSON (2018): Dallas Cowboys (2019-20), Chicago Bears (2021)
- BRYANT JONES (1983): Indianapolis Colts (1987).
- NICK KACZUR (2004): New England Patriots (2005-09)
- MIKE KENNEDY (1981): Buffalo Bills (1983), Houston Oilers (1984).
- ZAC KERIN (2013): Minnesota Vikings (2014-16), Detroit Lions (2017), Atlanta Falcons (2018), Washington Redskins (2018), Tennessee Titans (2020).
- BRYANT KOBACK (2021): Minnesota Vikings (2022), Seattle Seahawks (2023).
- BRETT KERN (2007): Denver Broncos (2008-09), Tennessee Titans (2009-21), Philadelphia Eagles (2022).
- KEVIN KOWALSKI (2010): Dallas Cowboys (2011-12), Washington Redskins (2014)
- JASON LAMAR (1999): Houston Texans (2002).
- MEL LONG, Sr. (1971): Cleveland Browns (1972-74).
- CLARENCE LOVE (1997): Philadelphia Eagles (1998); Baltimore Ravens (2000), Oakland Raiders (2002-03).
- FRANCIS MAHER (1939): Cleveland Rams (1941), Pittsburgh Steelers (1941).
- GREG MANCZ (2014): Houston Texans (2015-20), Baltimore Ravens (2021), Miami Dolphins (2021), Buffalo (2022-23).
- PHILLIPKEITH MANLEY (2011): Atlanta Falcons (2012).
- LOUIS MAROTTI (1939): Chicago Cardinals (1943-45).



Nick Kaczur



Rockets in the NFL



Andrew Hawkins

- VINCE MARROW (1991): Buffalo Bills (1994).
- ANDY McCOLLUM (1992): New Orleans Saints (1995-98), St. Louis Rams (1999-2007), Detroit Lions (2008).
- DARRYL MEADOWS (1982): Houston Oilers (1983-84).
- ROLAN MILLIGAN (2015): Detroit Lions (2017), Indianapolis (2018-2021).
- LANCE MOORE (2004): New Orleans Saints (2006-13), Pittsburgh Steelers (2014), Detroit Lions (2015).
- ROLAND MOSS (1968): Baltimore Colts (1969), Buffalo Bills (1970), San Diego Chargers (1970), New England Patriots (1971).
- KEN MOYER (1988): Cincinnati Bengals (1989-94).
- ELIJAH NKANSAH (2017): Seattle Seahawks (2018), Houston Texans (2020), Indianapolis Colts (2021), Cleveland Browns (2021-22).
- DANNY NOBLE (2011): Tampa Bay (2012-13), Jacksonville Jaguars (2013)
- ERIC PAGE (2011): Tampa Bay Buccaneers (2013).
- JALEN PARMELE (2007): Baltimore Ravens (2008-10), Jacksonville Jaguars (2012), Tennessee Titans (2013), Arizona Cardinals (2014).
- BERNARD REEDY (2013): Atlanta Falcons (2014), Tampa Bay Buccaneers (2016), New England Patriots (2017), Tampa Bay

Buccaneers (2018).

- MICHAEL ROBERTS (2016): Detroit Lions (2017-18).
- ALONZO RUSSELL (2015): Cincinnati Bengals (2016-17), New York Giants (2018).
- TUBBY ROUSCH (1922): Toledo Maroons (1922).
- BROCK RUBLE (2018): Tampa Bay (2019-20).
- CHUCK SAMPLE (1940): Green Bay Packers (1942, 1945).
- JOHN SAUNDERS (1971): Buffalo Bills (1972), San Francisco 49ers (1974-75).
- ED SCRUTCHINS (1962): Houston Oilers (1966).
- TUZAR SKIPPER (2018): Pittsburgh Steelers (2019), Tennessee Titans (2020), Pittsburgh Steelers (2022).
- MARTY SLOVAK (1937): Cleveland Rams (1939-41).
- JUNIOR SYLVESTRE (2014): Indianapolis Colts (2015-16).
- CHESTER TAYLOR (2001): Baltimore Ravens (2002-05), Minnesota Vikings (2006-09), Chicago Bears (2010), Arizona Cardinals (2011).
- JIM THIBERT (1962): Denver Broncos (1965).
- JOHN THOMAS (1986): New York Jets (1987).
- Cody Thompson (2018): Seattle Seahawks (2020-23), Tampa Bay Buccaneers (2024).
- EMLUNTUNNELL (1942): New York Giants (1948-58), Green Bay Packers (1959-61).
- MEL TRIPLETT (1954): NY Giants (1955-60), Minnesota Vikings (1961-62).
- MIKE VARAJON (1986): San Francisco 49ers (1987)
- BRENT WILLIAMS (1985): New England Patriots (1986-93), Seattle Seahawks (1994-95), New York Jets (1996).
- DAN WILLIAMS (1992): Denver Broncos (1993-96), Kansas City Chiefs (1997-2000).
- STEPHEN WILLIAMS (2009): Arizona Cardinals (2010-11), Seattle Seahawks (2013), Jacksonville Jaguars (2013), Miami Dolphins (2014).



Rockets in the CFL/Other Leagues

The following players played at least one game in the CFL, USFL, WFL or any of numerous Arena Football Leagues.

TOLEDO ALL-TIME CFL LIST

ACTIVE PLAYERS

(as of Aug. 8, 2025)

- PENY BOONE: (2023): Toronto Argonauts (2025).
- JONATHAN JONES: (2021): Toronto Argonauts (2022-24, Winnipeg Blue Bombers (2025).
- ROLAN MILLIGAN (2015): Saskatchewan Roughriders (2021-present).



NO LONGER ACTIVE

- ROD ACHTER: (1983): Ottawa Rough Riders (1984).
- J.P. BEKASIAK (2006): Hamilton Tiger-Cats (2007-08), Montreal Alouettes (2009-12).
- TAVARES BOLDEN (2001): Montreal Alouettes (2002-04).
- BOB BRANYAN (1952): Calgary Stampeders (1953).
- TYRONE BROWN (1994): Toronto Argonauts (1999-2001).
- FABIAN BURKE (2000): Edmonton Eskimos (2001-04), BC Lions (2004).
- RUBEN CARTER (2015): Montreal Alouettes (2018).
- CHUCKEALLEY (1971): Hamilton Ti-Cats (1972-74), Winnipeg Blue Bombers (1974-75), Toronto Argonauts (1975-78).
- BAILEY FLINT: (2021): Hamilton Tiger-Cats (2023).
- MACE FREEMAN (1998): Hamilton Tiger-Cats (1999-2002).
- PHIL GIBSON (2001): Montreal Alouettes (2002-03), Saskatchewan Roughriders (2003-04).
- LYLE GREEN (2000): BC Lions (2001-08), Calgary Stampeders (2011).
- DONTA` GREENE (2002): Montreal Alouettes (2003).
- OLANZO JARRETT (2002): Edmonton Eskimos (2003-04).
- RICK KASER (1953): BC Lions (1957-58), Ottawa Rough Riders (1960).
- JASON LAMAR (1999): Hamilton Tiger-Cats (2001, 2004), Edmonton Eskimos (2003).
- MEL LONG, JR. (2000): BC Lions (2001).
- DAN MOLLS (2012): Hamilton Ti-Cats (2014-15).
- NICK MOORE (2008): BC Lions (2011-13), Winnipeg Blue Bombers (2014-15), BC Lions (2016-17).
- AINSWORTH MORGAN (1993): Toronto Argonauts (1994-95).
- GERRY PALMER (1950): Winnipeg Blue Bombers (1952-53), BC Lions (1954).
- JASON RICHARDS (1997): Montreal Alouettes (1999-2003).
- DAVID RIDGWAY (1980): Saskatchewan Roughriders (1982-95).
- JERMAINE ROBINSON (2012): Ottawa Redblacks (2014-16), Hamilton Ti-Cats (2016), Montreal Alouettes (2018).
- PAUL SANDOR (1987): Toronto Argonauts (1988).
- JOHN SCHNEIDER (1967): Winnipeg Blue Bombers (1968-69).

- KENNY STAFFORD (2011): Calgary Stampeders (2013), Montreal Alouettes (2014), Edmonton Eskimos (2015), Montreal Alouettes (2016), Edmonton Eskimos (2017-19), Saskatchewan Roughriders (2020).
- CHUCK STEHNO (1958): Sarnia Imperials (1960).
- DERRICK SUMMERS (2009): Toronto Argonauts (2012).

TOLEDO ALL-TIME ARENA/USFL/WFL/XFL LIST

NO LONGER ACTIVE

- TOM BEUTLER (1967): Memphis Southmen (WFL-1974).
- MARCUS GOODWIN (1992): Cleveland Thunderbolts (Arena-1994).
- DEJUAN GOULDE (2000): Ohio Valley Greyhounds (Arena-2002), Cape Fear Wildcats (Arena-2003).
- SAMEER HAMOOD (2001): Peoria Pirates (Arena-2004).
- BRANDON HEFFLIN (2002): Columbus Destroyers (Arena-2005-07), Cleveland Gladiators (Arena-2008), Tampa Bay Storm (Arena-2010).
- TYRRELL HERBERT (2008): Pittsburgh Power (Arena-2011).
- KELLY HERNDON (1998): Barcelona Dragons (NFL-Europe-2000), Las Vegas Outlaws (Arena-2001).
- KENNY HIGGINS (2004): Memphis Explorers (Arena-2004-06), Nashville Kats (Arena-2007), Grand Rapids Rampage (Arena-2008).
- JEFF JACKSON (1981): Michigan Panthers (USFL-1983), Oklahoma Outlaws (USFL-1984).
- BRIAN JONES (2002): Memphis Xplorers (Arena-2004-06), Las Vegas Gladiators (Arena-2007-08), Manchester Wolves (Arena-2008-09).
- TONY LEE (1983): Pittsburgh Maulers (USFL-1984).
- GEORGE LINBERGER (1989): Las Vegas Sting (Arena-1994).
- MEL LONG, JR. (2000): Mohegan/Manchester Wolves (Arena-2003-05).
- ANTONIO MALONE (2005): Rein Fire (NFL-Europe-2007), Colorado Crush (Arena-2008), Utah Blaze (Arena-2010), Milwaukee Mustangs (Arena-2011), Philadelphia Soul (Arena-2011).
- ANDY MCCOLLUM (1992): Milwaukee Mustangs (Arena-1994).
- KEVIN MEGER (1992): Cleveland Thunderbolts (Arena-1993).
- STEVE MORGAN (1984): Arizona Wranglers (USFL-1985).
- STORM NORTON (2016): LA Wildcats (XFL-2020).
- KEVIN ROLLINS (2000): Barcelona Dragons (NFL-Europe-2002).
- ALONZO RUSSELL (2015): St. Louis Battlehawks (XFL-2020).
- DERRICK SUMMERS (2009): Jacksonville Sharks (2011-13), Spokane Shock (2014-15), LA KISS (2016), Cleveland Gladiators (2017-18), Columbus Destroyers (2019).
- KENNY VEAL (2009): Cleveland Gladiators (2015-18).
- CHRIS WALLACE (1998): Carolina Rhinos (Arena-2000), Orlando Predators (Arena-2001), Tennessee Valley Vipers (Arena-2002), Florida Firecats (Arena-2004-09), New Orleans Voodoo (Arena-2011), Pittsburgh Power (Arena-2011), Florida Tarpons (Arena-2012-13), Marion Blue Racers (Arena-2014), Florida Tarpons (Arena-2015-18).
- BRANT WEISS (2017): New York Guardians (XFL-2020).



Rockets in the NFL/AFL Drafts

Year	Name	Position	League	Draft Date	Team	Round	Pick
2025	Darius Alexander	DT	NFL	Apr. 25, 2025	NY Giants	3rd	65
2024	Quinyon Mitchell	S	NFL	Apr. 25, 2024	Philadelphia	1st	22
2023	Desjuan Johnson	DT	NFL	Apr. 29, 2023	LA Rams	7th	259
2022	Tycen Anderson	S	NFL	Apr. 30, 2022	Cincinnati	5th	166
	Samuel Womack	CB	NFL	Apr. 30, 2022	San Francisco	5th	172
2019	Diontae Johnson	WR	NFL	Apr. 26, 2019	Pittsburgh	3rd	66
	Ka'dar Hollman	CB	NFL	Apr. 27, 2019	Green Bay	6th	185
2018	Logan Woodside	QB	NFL	Apr. 28, 2018	Cincinnati	7th	249
2017	Kareem Hunt	RB	NFL	Apr. 28, 2017	Kansas City	3rd	86
	Michael Roberts	TE	NFL	Apr. 29, 2017	Detroit	4th	127
	Treyvon Hester	DT	NFL	Apr. 29, 2017	Oakland Raiders	7th	244
2008	John Greco	OL	NFL	Apr. 27, 2008	St. Louis Rams	3rd	65
	Jalen Parmele	RB	NFL	Apr. 27, 2008	Miami	6th	176
2006	Bruce Gradkowski	QB	NFL	Apr. 30, 2006	Tampa Bay	6th	194
2005	Nick Kaczur	OL	NFL	Apr. 23, 2005	New England	3rd	100
2003	Carl Ford	WR	NFL	Apr. 27, 2003	Green Bay	7th	256
2002	Chester Taylor	RB	NFL	Apr. 21, 2002	Baltimore	6th	207
1998	Clarence Love	CB	NFL	Apr. 19, 1998	Philadelphia	4th	116
1993	Dan Williams	DE	NFL	Apr. 25-26, 1993	Denver	1st	11
1992	Darren Anderson	DB	NFL	Apr. 26-27, 1992	New England	4th	93
	Vince Marrow	TE	NFL	Apr. 26-27, 1992	Buffalo	11th	307
1991	Jerry Evans	TE	NFL	Apr. 21-22, 1991	Phoenix	8th	204
1986	Brent Williams	DE	NFL	Apr. 29-30, 1986	New England	7th	192
1984	Mike Russell	LB	NFL	May 1-2, 1984	Houston	9th	252
1983	Rod Achter	WR	NFL	April 26-27, 1983	Minnesota	9th	239
1982	Jeff Jackson	DE	NFL	Apr. 27-28, 1982	Oakland	7th	177
1976	Gene Swick	QB	NFL	Apr. 8-9, 1976	Cleveland	4th	97
1972	John Saunders	DB	NFL	Feb. 1-2, 1972	LA Rams	4th	87
	Mel Long	LB	NFL	Feb. 1-2, 1972	Cleveland	11th	278
1971	Tony Harris	RB	NFL	Jan. 28-29, 1971	San Francisco	4th	101
	Charley Cole	RB	NFL	Jan. 28-29, 1971	Buffalo	15th	369
1970	Curtis Johnson	DB	NFL	Jan. 27-28, 1970	Miami	4th	81
	James Manuel	OT	NFL	Jan. 27-28, 1970	St. Louis	6th	136
1969	Roland Moss	RB	NFL	Jan. 28-29, 1969	Baltimore	7th	181
1968	John Schneider	QB	NFL	Jan. 30-31, 1968	Boston	7th	170
	Ray Hayes	DT	NFL	Jan. 30-31, 1968	NY Jets	12th	318
	Tom Beutler	LB	NFL	Jan. 30-31, 1968	Cleveland	12th	319
1966	Fred Zimmerman	LB	AFL	Nov. 28, 1965	Houston	13th	113
	Lurley Archambeau	OL	NFL	Nov. 28, 1965	Atlanta	17th	246
1965	Jim Gray	Back	AFL	Nov. 28, 1964	NY Jets	11th	84
			NFL	Nov. 28, 1964	Philadelphia	16th	216
	Dan Simrell	QB	NFL	Nov. 28, 1964	Cleveland	14th	195
1964	Wynn Lembright	OL	NFL	Dec. 2, 1963	NY Giants	16th	221
1963	Frank Baker	Back	NFL	Dec. 3, 1962	Cleveland	5th	68
			AFL	Dec. 1, 1962	Denver	19th	149
	Larry Campbell	End	NFL	Dec. 3, 1962	LA Rams	15th	197
	Ed Scrutchins	End	NFL	Dec. 3, 1962	St. Louis Cardinals	15th	198
	Jim Bogdalek	OL	NFL	Dec. 3, 1962	San Francisco	16th	217



Rockets in the NFL/AFL Drafts

1960	Jack Campbell	End	AFL	Nov. 22-23, 1959	Denver	@	NA
			NFL	Nov. 30, 1959	Cleveland	19th	224
1958	Gene Cook	End	NFL	Dec. 2, 1957	Green Bay	13th	147
1955	Mel Triplett	Back	NFL	Jan. 27-28, 1955	NY Giants	5th	56
	George Machoukas	OL	NFL	Jan. 27-28, 1955	Green Bay	15th	173
1954	Asa Jenkins	Back	NFL	Jan. 28, 1954	Cleveland	6th	72
	Rick Kaser	Back	NFL	Jan. 28, 1954	Detroit	17th	205
1953	Jocko Gordon	Tackle	NFL	Jan. 22, 1953	LA Rams	21st	252
1950	Emerson Cole	Back	NFL	Jan. 21-22, 1950	Cleveland Browns	12th	156
1948	Frank Pizza	Tackle	NFL	Dec. 9, 1947	Detroit	27th	247
	Ted Zuchowski	Tackle	NFL	Dec. 9, 1947	Pittsburgh	31st	290
1941	Warren Densmore	OL	NFL	Dec. 10, 1940	Cleveland Rams	15th	144
	Bob Hayes	End	NFL	Dec. 10, 1940	Green Bay	19th	177
1940	Frances Maher	Back	NFL	Dec. 9, 1939	Philadelphia	10th	83
1939	Tony Popp	End	NFL	Dec. 8, 1938	Brooklyn Dodgers	20th	185

@The first AFL draft was held in 1960 and consisted of two rounds, with each team allowed 33 selections per round. The second round was conducted only after the teams decided that they needed a wider base from which to attempt to sign players.



Quinyon Mitchell was the 22nd player selected in the 2024 NFL Draft.

Highest Toledo NFL Draft Picks

Year	Name	Round	Pick
1993	Dan Williams	1st	11
2024	Quinyon Mitchell	1st	22
1955	Mel Triplett	5th	56
2008	John Greco	3rd	65
2025	Darius Alexander	3rd	65
2019	Diontae Johnson	3rd	66
1963	Frank Baker	5th	68
1954	Asa Jenkins	6th	72
1970	Curtis Johnson	4th	81
1940	Frances Maher	10th	83
2017	Kareem Hunt	3rd	86
1972	John Saunders	4th	87
1992	Darren Anderson	4th	93
1976	Gene Swick	4th	97
2005	Nick Kaczur	3rd	100
1971	Tony Harris	4th	101
1998	Clarence Love	4th	116
2017	Michael Roberts	4th	127
1970	James Manuel	6th	136
1941	Warren Densmore	15th	144
1958	Gene Cook	13th	147



Rockets With Longest NFL Careers

<u>Player</u>	<u>Years</u>
Brett Kern	15 (2008-22)
Emlen Tunnell	14 (1948-61)
Andy McCollum	14 (1995-2008)
Brent Williams	11 (1986-96)
Bruce Gradkowski	11 (2006-16)
John Greco	11 (2008-18)
Chester Taylor	10 (2002-11)
Lance Moore	10 (2006-15)

Rockets on Super Bowl Champions

<u>Player</u>	<u>Season</u>
Ray Hayes, NY Jets	1968 (III)
Curtis Johnson, Miami Dolphins	1973 (VIII)
Curtis Johnson, Miami Dolphins	1974 (IX)
Andy McCollum, St. Louis Rams	2000 (XXXV)
Lance Moore, New Orleans Saints	2009 (XLIV)
Quinyon Mitchell, Philadelphia Eagles	2024 (LIX)
Dallas Gant, Philadelphia Eagles	2024 (LIX)



Chester Taylor

Rockets on NFL Champions (pre-Super Bowl era)

<u>Player</u>	<u>Year</u>
Emerson Cole, Cleveland Browns	1950
Mel Triplett, NY Giants	1956
Emlen Tunnell, NY Giants	1956
Emlen Tunnell, Green Bay Packers	1961



Lance Moore



Bruce Gradkowski




Bowl History

1969 TANGERINE BOWL TOLEDO 56, DAVIDSON 33

The Rockets headed to Orlando with much at stake: the first undefeated season in the history of the football program. The Rocket offense racked up 324 yards in total offense and put 42 points on the board in the first half. It all led to a 56-33 victory over Southern Conference champion Davidson in the 24th annual Tangerine Bowl.

Quarterback Chuck Ealey, voted the game's most valuable back, ran nine times for 83 yards and a touchdown and threw for 147 yards and three scores on 10-of-13 passing. Don Fair caught four passes for 78 yards and Charles Cole carried 22 times for 152 yards.

The Rockets were later rewarded with a No. 20 national ranking in the final Associated Press poll.



1981 CALIFORNIA BOWL TOLEDO 27, SAN JOSE ST. 25

They said it couldn't be done. There was no

way that Toledo could beat a San Jose State team ranked 20th in the final UPI coaches poll. Yet when the first-ever California Bowl game was over, it was Toledo who left the field victorious, 27-25. Tony Lee's 41-yard field goal with just seconds left gave Toledo the victory.

Toledo had led in the game, 21-3, in the third quarter, but let that slip away. The Spartans took a 25-24 lead with just 52 seconds remaining, on a 35-yard touchdown pass and a two-point conversion.

The Rockets were faced with 80 yards of field ahead of them and no time outs remaining. Quarterback Maurice Hall coolly marched his offense down to the Spartan 24-yard line to set the stage for Lee's winning field goal.



1970 TANGERINE BOWL TOLEDO 40, WILLIAM & MARY 12

The Rockets looking to repeat as Tangerine Bowl champs and post a second consecutive undefeated season, but Lou Holtz's William & Mary team had other ideas and looked primed for an upset when it jumped out to a 6-0 lead and trailed by one point, 7-6, at halftime.

But it was all Rockets in the second half as they scored on their first four possessions.

The Rockets churned out 326 yards rushing, paced by Charles Cole (132 yards) and Tony Harris (101 yards). Toledo finished 12th in the nation in the final A.P. poll, 14th in the Football News and 17th by UPI.




1984 CALIFORNIA BOWL UNLV 30, TOLEDO 13*

The Rockets came up short, 30-13, against

Randall Cunningham, Ickey Woods and the rest of the Runnin' Rebels. Cunningham had a stellar game, completing 18-of-28 passes for 270 yards. Woods, just a freshman at the time, led UNLV with 53 yards and a TD.

Rocket running back Steve Morgan was named Toledo's outstanding offensive player after totaling 154 yards on 31 carries, while quarterback A.J. Sager was 12-of-31 for 137 yards with one TD.



**NOTE: The contest was later forfeited to Toledo by the PCAA due to use of ineligible players by UNLV earlier that season. UNLV has never accepted the ruling.*

1971 TANGERINE BOWL TOLEDO 28, RICHMOND 3

For the first 15 minutes of the game, Richmond looked as if it had the ability to end Toledo's winning streak at 34 games, taking a 3-0 lead. But then quarterback Chuck Ealey and the No. 1 defense in the nation went to work.

The Rocket defense limited the Spiders to just 51 total yards of total offense in the second half, including none through the air. Richmond punted on five of its seven possessions in the second half, was stopped on fourth down on one and intercepted on the other.

Ealey completed 14-of-23 passes for 176 yards and scored from one yard out. With the victory, the Rockets ran their winning streak to 35 games, to this day the second-longest in major college football.



1995 LAS VEGAS BOWL TOLEDO 40, NEVADA 37 (OT)

In a game that featured the first overtime in Division I-A football history, Toledo prevailed over Nevada, 40-37, electrifying a national TV audience on ESPN. After a field goal gave the Wolf Pack a 37-34 lead, its first of the game, the Rockets' Wasean Tait, who set four bowl records and was named co-MVP, scored the winning points on a two-yard run.

Tait set Las Vegas Bowl standards for rushing yards (185), all-purpose yards (238) and TDs (four).

The two teams battled to stand-still through regulation, with Nevada tying the game with a late field goal. Toledo won the overtime coin toss and elected to go on defense first. Nevada settled for a field goal, setting up Tait, who got the call on three of UT's four plays, the last one the game-winner. He was buried under a sea of Rockets in the victory celebration and passed out cold.



Bowl History

2001 MOTOR CITY BOWL TOLEDO 23, CINCINNATI 16

Chester Taylor ran for a Motor City Bowl-record 190 yards and scored the go-ahead touchdown on a 24-yard run with 3:23 left as Toledo defeated Cincinnati, 23-16. But it was a big play by the defense that clinched the victory for Toledo.

Cincinnati drove to the UT five-yard line, but couldn't convert on fourth-and-4 with 50 seconds left. Cincinnati's Ray Jackson bobbled a deflected pass in a crowded end zone, and senior free safety Andy Boyd then wrestled Jackson—and the ball—to the ground to seal the victory for Toledo.

Quarterback Tavares Bolden was 14-of-28 for 135 yards, but it was his legs that helped Toledo the most. He ran for 41 yards on a draw on the first play of the second half that led to a UT field goal. He tied the game late in the third quarter when he sprinted 28 yards untouched for a touchdown. For the game, Bolden ran for 99 yards, which helped the Rockets set a Motor City Bowl record with 322 yards rushing.



2004 MOTOR CITY BOWL UCONN 39, TOLEDO 10

Quarterback Bruce Gradkowski was game. Unfortunately, his broken right hand was not. Gradkowski, who broke his throwing hand in the MAC Championship Game, tried to play in the Motor City Bowl but was ineffective and clearly in pain. As a result, the Rockets' offense stalled, and Connecticut had its way with Toledo, 39-10. Gradkowski finished 6-of-12 for 43 yards before being replaced by Marques Council. By the time Council got in the game to start the second half, UConn was up, 30-7. Council set career highs in attempts (28), completions (16) and passing yards (160).

Toledo entered the game as the favorites, but without a healthy Gradkowski it was no contest. UConn scored on six of its first seven possessions as the Rockets were held to a season-low 10 points.

Gradkowski wasn't the only Rocket to go down, as the UT training staff was kept busy throughout the entire game. Senior All-MAC free safety Patrick Body broke his right arm in the second half. Lance Moore, Toledo's all-time leading receiver, left the game in the second half with a dislocated shoulder. Senior center David Odenthal suffered a sprained left ankle in the first half, returned briefly, then sat out most of the second half.



2002 MOTOR CITY BOWL BOSTON COLLEGE 51, TOLEDO 25

Boston College scored on its first six possessions on its way to a 42-18 halftime lead, effectively putting the game away and preventing the Rockets from defending their Motor City Bowl title. Toledo cut the Eagles' advantage to 21-10 when Trinity Dawson scored on a two-yard run with 10:47 remaining in the first half but UT never got any closer.

Down 28-10 with less than six minutes to go in the first half, Toledo gambled, going for it on a fourth-and-1 from its own 40, but Brian Jones' pass fell incomplete. Boston College took possession, and on the next play, Grant Adams caught Brian St. Pierre's pass across the middle, eluded a defender and raced into the end zone for a 35-10 lead. A one-yard TD run by Brandon Brokaw with 1:31 to go in the half made it 42-10.

Jones, the nation's percentage completion leader, connected on 27-41 passes for 331 yards with two touchdowns and two interceptions.

Wide receiver Carl Ford had a career-high 10 receptions for 112 yards, including a nine-yard touchdown pass with 24 seconds to go in the second quarter. Fellow senior Donta' Greene added four catches for 63 yards.



2005 GMAC BOWL TOLEDO 45, UTEP 13

Quarterback Bruce Gradkowski ended his storied collegiate career with an exclamation point, throwing five touchdown passes to lead Toledo to a convincing 45-13 win over UTEP. Fellow senior and roommate Trinity Dawson ran for 132 yards.

Toledo's defense shut down UTEP's offense at almost every turn. Linebacker Mike Alston contributed two big tackles for the Rockets to end the first half, when UTEP was threatening to cut into a 28-13 deficit. It was the last time the Miners appeared set to mount a rally.

Gradkowski, who completed 18-of-32 passes for 298 yards, was chosen as the game's MVP while Dawson (offense), Alston (defensive) and Steve Odom (special teams) also won game honors. After the game, Gradkowski summed up the sentiment of the team.

"It's been an honor to be here this week," said Gradkowski. "We were treated unbelievably by the city of Mobile. The southern hospitality has been awesome. We've never experienced anything like this. We wanted to give back to Mobile by performing the way we did. I hope we satisfied the fans out there.

"It's been a pleasure. What a way to go out. This is our championship. We are GMAC Bowl Champions."





Bowl History

2010 LITTLE CAESARS PIZZA BOWL FIU 34, TOLEDO 32

Florida International capped a second-half comeback with a 34-yard field goal as time expired to give the Panthers a dramatic 34-32 victory over Toledo at the Little Caesars Pizza Bowl at Ford Field in Detroit.

FIU's game-winning field goal overshadowed Toledo's own comeback that gave the Rockets a 32-31 lead with 1:14 to play. Redshirt freshman quarterback Terrance Owens scrambled in for a 14-yard TD and then completed a pass to sophomore wide receiver Eric Page for the two-point conversion. But on its final possession FIU converted a fourth-and-17 from its own 41-yard line to keep its drive alive and set up the eventual game-winning field goal by Jack Griffin.

Toledo held a 24-7 lead early in the second half but FIU scored 24 unanswered points to take a 31-24 lead with 3:18 to play. Junior Adonis Thomas led the Rockets with a career-high 193 yards rushing and two touchdowns. Thomas' second TD run was an 87-yard bolt in the second quarter, the longest run of his career, the fourth-longest rush in Toledo history and tied for the longest run in Little Caesars Bowl history. He finished the season with 1,098 yards, the 13th-highest total in school history.




2011 MILITARY BOWL TOLEDO 42, AIR FORCE 41

Toledo used its powerful offense and the defense came up with a big play in an exciting 42-41 victory over Air Force in the Military Bowl. The Rockets never trailed in a see-saw affair in which there were three ties and UT's largest lead was 14 points.

With 52 seconds left in the game, Air Force scored what appeared to be the game-tying touchdown when Falcons receiver Jonathan Warzeka caught a wide open 33-yard pass from quarterback Tim Jefferson.

Air Force lined up for the extra-point but opted to go for two points on a trick play. Holder David Baska took the snap and headed for the end zone, but sophomore defensive end Jayrone Elliott stripped the ball loose from Baska. The ball bounced in the direction of Parker Herrington, who tried to scoop up the loose ball but ending up kicking it out of the end zone leaving the Rockets with a 42-41 advantage and their first bowl victory since 2005.

The victory was a great vindication for a Rocket team that had survived numerous injuries—including three key injuries to its defense in this game. It was also a dramatic debut for head coach Matt Campbell, the Rockets' offensive coordinator who was named head coach just 16 days prior to the game.



2012 IDAHO POTATO BOWL UTAH STATE 41, TOLEDO 15

Despite the loss of two stars, Toledo

gave No. 18 Utah State all it could handle before losing, 41-15, at the Famous Idaho Potato Bowl in Boise, Idaho.

Senior linebacker Dan Molls, the nation's leading tackler, was knocked out of the game with a concussion on the game's opening kickoff. A short while later, junior running back David Fluellen reinjured his sore left ankle and never returned.

Despite those losses, Toledo was in the game well into the fourth quarter, trailing just 13-9 before a 63-yard touchdown run by USU's Kerwynn Williams put the game on ice just under the seven-minute mark. Williams then followed with two more scoring runs of five and 25 yards to finish the game with 18 carries for 235 yards.

Senior QB Austin Dantin, who played the first three quarters, completed 12-of-21 attempts for 132 yards with two interceptions for the Rockets. Junior QB Terrance Owens, hobbled by an ankle injury, played most of the fourth quarter and was 5-of-16 for 26 yards. Utah State's Chuckie Keeton threw for 229 yards and completed 21-of-31 pass attempts.

Junior WR Bernard Reedy led the Rockets in both rushing and receiving, finishing with a career-high 10 carries for 50 yards on the ground and six catches for 62 yards through the air. He was honored following the game as Toledo's Most Valuable Player.



2015 GO DADDY BOWL TOLEDO 63, ARKANSAS STATE 44

Sophomore running back Kareem Hunt rushed for a career-high 271 yards and a bowl-record five touchdowns to propel the Toledo Rockets to a 63-44 victory over Arkansas State at the GoDaddy Bowl in Mobile on Jan. 4.

Hunt, who was named the game's Most Valuable Player, set the bowl record for rushing yards, as well. His five TDs ties the Toledo record for touchdowns, and ties the all-time bowl record for rushing touchdowns held by two others, most recently Oklahoma State's Barry Sanders at the



1988 Holiday Bowl.


In a game that featured 107 total points and 1,009 yards of total offense, Toledo's defense played a big role in the victory, scoring two touchdowns in the first half and stopping Arkansas State's potent offense in several key situations. Junior defensive end Trent Voss, who recovered a fumble in the end zone on the game's first play, had a career-high four tackles for loss among his game-high 10 tackles. He was named Defensive Player of the Game.

Sophomore quarterback Logan Woodside completed 21-of-27 passes for 176 yards and a touchdown. Sophomore Damion Jones-Moore added 103 yards and two touchdowns on 15 carries.



Bowl History

2015 MARMOT BOCA RATON BOWL TOLEDO 32, TEMPLE 17



Phillip Ely threw for 285 yards and two touchdowns and Toledo used a smothering defense to knock off No. 24 Temple, 32-17, at the Marmot Boca Raton Bowl at FAU Stadium. Ely, playing in his final game as a Rocket, returned to his native Florida to lead the Rockets to victory in Jason Candle's first game as head coach.

Ely, a transfer from Alabama, was named the game's Offensive MVP. He completed 20-of-28 passes despite throwing in driving rain most of the night. Kareem Hunt led the running attack with 79 yards and two TDs. Cody Thompson had four receptions for a career-high 119 yards, including a big 80-yard score in the fourth quarter.

While Ely provided the Rockets (10-2) with leadership on offense, the Toledo defense set the tone of the game, holding the Owls to just 17 points and a mere 67 yards of total offense in the first half. Ja'Wuan Woodley, who had a key safety in the first half, was named the game's Defensive MVP. Chase Murdock and Trent Voss paced the front seven with 11 and 10 tackles, respectively.

Toledo's defense controlled the action in the first half, holding Temple (10-4) to just 67 yards of total offense.

2016 RAYCOM MEDIA CAMELLIA BOWL APPALACHIAN STATE 31, TOLEDO 28



Senior Kareem Hunt rushed for 120 yards and two touchdowns to become Toledo's all-time leading rusher, but it wasn't enough as Toledo fell to Appalachian State, 31-28, in the 2016 Raycom Media Camellia Bowl in Montgomery, Ala.

App State scored on a 39-yard field goal with 5:14 left in the fourth quarter to give the Mountaineers a 31-28 lead. Toledo had its chance to tie the score but Jameson Vest's 30-yard field-goal attempt with 1:48 remaining was wide right.

Hunt led the rushing attack with 120 yards, giving him 4,945 career rushing yards, which breaks the all-time record at Toledo previously held by Chester Taylor (4,849 from 1998-2001). It was also the 28th 100-yard game in his career, breaking the school mark of 27 held by Taylor.

Senior Logan Woodside connected 18-of-26 passes and added to his nation-leading total by throwing two touchdown passes to give him 45. Junior Cody Thompson led the team with 99 yards on five receptions, giving him 1,269 on the season and surpassing the Toledo record of 1,194 set by Lance Moore in 2003.

The contest was a close battle throughout the night with neither team leading by more than seven points. The score was tied at 7, 14, 21 and 28.

2017 DOLLAR GENERAL BOWL APPALACHIAN STATE 34, TOLEDO 0



Toledo fell behind early and could never get back in the game in a 34-0 loss to Appalachian State in the Dollar General Bowl in Mobile, Ala.

The Rockets (11-3) trailed 20-0 at half-time and App State outgained Toledo in total offense for the game, 458-146.

Senior quarterback Logan Woodside, playing in his final game as a Rocket, completed 16-of-29 passes for 124 yards. Senior Terry Swanson led the running attack with 44 yards. Sophomore Diontae Johnson caught two passes for 21 yards, finishing his season with a school-record 1,278 receiving yards.

Appalachian State controlled the first half, taking a 20-0 half-time lead and outgaining the Rockets in total offense, 267-85, in the first 30 minutes. The Mountaineers got on the board on their third possession of the game on a seven-yard TD run by Jalin Moore with 4:06 to play in the first quarter. The 36-yard drive was set up by an ASU interception of Woodside near midfield that was returned 19 yards by Anthony Flory.

ASU scored again on its next possession, a nine-play, 64-yard drive capped off by another seven-yard run by Moore. After the Mountaineers forced Toledo to punt, they drove 57 yards before settling for a 29-yard field goal by Chandler Staton to increase their lead to 17-0 with 8:09 left in the first half.

2018 MAKERS WANTED BAHAMAS BOWL FIU 35, TOLEDO 32



Toledo scored the game's first points in the first 29 seconds of the Makers Wanted Bahamas Bowl, but couldn't hold off Florida International, falling to the Golden Panthers.

Eli Peters threw for 264 yards and tied a career high with three TD passes. Diontae Johnson caught six passes for 98 yards and a score, while Jon'Vea Johnson added two touchdown catches. Bryant Koback scored the game's first touchdown with a three-yard rush in the first quarter, and both Richard Olekanma and Tuzar Skipper led the Rockets with eight tackles.

Toledo took the lead early on with 10 points in the first quarter, but FIU's strong rushing attack put the Panthers ahead by 10, 35-25, late in the game. However, Peters found Johnson for the second time in the corner of the end zone for a 43-yard touchdown with two seconds left to keep the Rockets' hopes alive. UT's chances came down to an onside kick, which was recovered by FIU to seal the Panthers' victory.



TOLEDO FOOTBALL HISTORY

Bowl History

2021 BAHAMAS BOWL MIDDLE TENNESSEE 31, TOLEDO 24



Toledo came up on the short end of a 31-24 decision to Middle Tennessee State in the Bahamas Bowl in Nassau, Bahamas.

Toledo (7-6) led at halftime, 17-14, but the Blue Raiders (7-6) outscored the Rockets 17-7 in the fourth quarter to claim the win.

Redshirt freshman quarterback Dequan Finn completed 18-of-39 passes for 212 yards and two touchdowns. He also rushed for 83 yards and one touchdown. Junior running back Bryant Koback led the ground attack with 126 yards on

18 carries, while junior Matt Landers caught four passes for a team-high 137 yards and one score.

Defensively, junior Nate Givhan had a pair of sacks and seven tackles, while classmate Dyontae Johnson tallied a team-best 10 tackles. Junior Samuel Womack also notched his fifth career interception.

Middle Tennessee scored on the first play of the fourth quarter to make it 21-17 on quarterback Mike Diliello's 14-yard rush. The Blue Raiders extended their lead to 28-17 on Jarrin Pierce's touchdown reception with 6:24 remaining. Middle Tennessee added a field goal before the Rockets closed out the game's scoring when Finn found DeMeer Blankumsee in the end zone from 13 yards out with 1:08 to play.

2022 ROOFCLAIM.COM BOCA RATON BOWL TOLEDO 21, LIBERTY 19



Sophomore quarterback Dequan Finn threw for one touchdown and ran for another in the second half to rally Toledo to a 21-19 victory over Liberty at the Roofclaim.com Boca Raton Bowl in Boca Raton, Fla.

Finn, who was briefly knocked out of the game after being sacked in the first quarter, hit tight end Lenny Kühl for a four-yard touchdown in the third quarter, then ran it in himself in the fourth quarter to put the Rockets up 21-7 with 10:35 to play. For his efforts, Finn was named Of-

fensive MVP.

UT withstood two fourth-quarter touchdowns from the Flames and stopped a two-point conversion attempt with 3:40 to play to hang on and win. Sophomore running back Jacquez Stuart ran the ball six straight times on Toledo's final possession for 53 yards to run out the clock. Stuart rushed for 111 yards on 23 carries for the game.

Toledo's stout defense once again turned in a solid performance, holding Liberty to a season-low 253 yards of total offense, including just 91 yards in the first half. Senior Nate Givhan was named Defensive MVP after contributing perhaps the biggest defensive play of the game, a third-quarter strip sack that set up the Rockets inside the Liberty 10-yard line on the ensuing drive. Junior kicker Thomas Cluckey was named Special Teams MVP after going 2-for-2 on field goal attempts.

The Rockets controlled the pace in their victory, possessing the ball twice as long as Liberty (40:03 to 19:57).

2023 BARSTOOL SPORTS ARIZONA BOWL WYOMING 16, TOLEDO 15



Toledo led for much of the Barstool Sports Arizona Bowl, but fell to Wyoming by a score of 16-15 on a 24-yard field goal as time expired at Arizona Stadium in Tucson, Ariz.

The Rockets led 15-6 heading into the fourth quarter, but the Cowboys scored 10 unanswered points in the final frame to pull ahead for the win. A 12-play, 87-yard drive ended when Wyoming's John Hoyland knocked the game-winning field goal through the uprights on the game's final play.

Junior running back Jacquez Stuart led the Rockets offensively, tallying 99 yards on nine carries, including an electric 80-yard touchdown run. He totaled 208 all-purpose yards, 105 of which came on kickoff returns.

Sophomore quarterback Tucker Gleason made his first start of the season and threw for 184 yards, completing 14-of-34 passes. His favorite target was junior wide receiver Jerjuan Newton, who caught five passes for 74 yards. Sophomore wide receiver Junior Vandeross III caught three passes for 53 yards.

Defensively, senior safety Nate Bauer posted a team-best 10 tackles and added a tackle for loss and one pass breakup. The Rockets had a season-high eight tackles for loss and collected three sacks. Sophomore defensive tackle ESean Carter, junior defensive tackle Darius Alexander, and junior linebacker Deshawn Holt were credited with Toledo's sacks. Carter's sack resulted in a safety.

2024 GAMEABOVE SPORTS BOWL TOLEDO 48, PITTSBURGH 46 (6 OT)



Junior Vandeross III scored the winning two-point conversion in the sixth overtime to give Toledo a thrilling 48-46 victory over Pittsburgh in the GameAbove Sports Bowl at Ford Field in Detroit. Vandeross was named the game's Most Valuable Player after finishing the contest with a career-high 12 receptions and a career-best 194 receiving yards.

The six-overime game set the mark as the longest bowl game in FBS history.

Toledo led 20-12 at halftime thanks to a pair of big plays. Trailing 12-6 midway through the second quarter, the Rockets scored two touchdowns in 14-second span, first on a 67-yard TD reception by Vandeross and then on a 42-yard pick-six by Braden Awls.

Pitt looked like it had the game in hand in the second half, reeling off 18 consecutive points to take a 30-20 lead early in the fourth quarter, when defensive tackle Darius Alexander scored on a 58-yard pick-six to cut the lead to 30-27. Freshman Dylan Cunanan's 51-yard field goal tied the score at 30-30 with 1:45 left.

Toledo was led by junior quarterback Tucker Gleason, who completed 26-of-50 passes for a career-high 336 yards and two touchdowns. Senior Jerjuan Newton finished with eight receptions for 84 yards in his final game as a Rocket.

The defense was led by safety Jaden Dottin, who had a career-high 10 tackles and his first career interception.

A full-page background image of a football game. In the center, a Toledo player (Jerjuan Newton) in a yellow jersey and blue shorts is jumping high to catch a football with both hands. He is wearing a blue helmet with 'TOLEDO' on it. To his left, a referee in a black and white striped shirt is watching. In the background, other players in yellow and white jerseys are visible, along with a large crowd of spectators in the stands.

Jerjuan Newton is Toledo's all-time leader with 32 touchdown receptions.

Toledo Record Book



All-Time Record by Season

<u>Year</u>	<u>Record</u>	<u>H</u>	<u>A</u>	<u>N</u>	<u>MAC</u>					
1917	0-3	0-0	0-3	—		1950	4-5	3-3	1-2	—
1918	1-1	NA	NA	—		1951	6-4	5-1	1-3	—
1919	2-4	NA	NA	—		1952	4-5	3-2	1-3	— 1-4
1920	0-3	0-1	0-2	—		1953	3-6	1-4	2-2	— 2-3
1921	3-5	1-2	2-3	—		1954	6-2-1	4-1	2-1-1	— 3-2
1922	2-2-3	2-0-2	0-2-1	—		1955	3-5-1	2-2-1	1-3	— 2-4
1923	6-4	6-1	0-3	—		1956	1-7-1	0-4-1	1-3	— 1-5
1924	5-3	2-0	3-3	—		1957	5-4	5-0	0-4	— 3-2
1925	1-8	0-4	1-4	—		1958	4-5	3-2	1-3	— 1-4
1926	3-5	2-1	1-4	—		1959	2-6-1	2-4	0-2-1	— 0-6
1927	5-2	3-1	2-1	—		1960	2-7	2-3	0-4	— 0-6
1928	1-6	1-2	0-4	—		1961	3-7	2-3	1-4	— 2-4
1929	4-2-1	2-1-1	2-1	—		1962	3-6	1-3	2-3	— 1-5
1930	2-5-1	1-1	1-4-1	—		1963	2-7	2-3	0-4	— 1-5
1931	no football - lack of funding					1964	2-8	0-5	2-3	— 1-5
1932	3-4	NA	NA	—		1965	5-5	4-1	1-4	— 2-4
1933	4-2-2	3-1-1	1-1-1	—		1966	2-7-1	2-2-1	0-5	— 1-5
1934	5-3	3-2	2-1	—		1967	9-1	5-1	4-0	— 5-1
1935	6-2-1	4-1-1	2-1	—		1968	5-4-1	2-2-1	3-2	— 3-2-1
1936	2-6	2-3	0-3	—		1969	11-0	5-0	5-0	1-0 5-0
1937	6-3	4-1	2-2	—		1970	12-0	6-0	5-0	1-0 5-0
1938	6-3-1	4-0-1	2-3	—		1971	12-0	5-0	6-0	1-0 5-0
1939	7-3	5-1	2-2	—		1972	6-5	3-2	3-3	— 2-3
1940	6-3	4-1	2-2	—		1973	3-8	3-2	0-6	— 1-4
1941	7-4	3-2	4-2	—		1974	6-5	3-3	3-2	— 3-2
1942	4-4-1	4-2#	0-2-1	—		1975	5-6	3-2	1-4	1-0 4-4
1943	no football - WWII					1976	3-8	3-2	0-6	— 2-6
1944	no football - WWII					1977	2-9	1-5	1-4	— 2-7
1945	no football - WWII					1978	2-9	1-4	1-5	— 2-7
1946	6-2-2	4-1-1	2-1-1	—		1979	7-3-1	4-0-1	3-3	— 7-1-1
1947	9-2	7-1	2-1	—		1980	4-7	3-2	1-5	— 3-6
1948	5-6	3-5	2-1	—		1981	9-3	5-0	3-3	1-0 8-1
1949	6-4	4-3	2-1	—		1982	6-5	4-1	2-4	— 5-4
						1983	9-2	5-1	4-1	— 7-2



Chuck Ealey and the Rockets went 35-0 from 1969-71, winning three MAC titles and three Tangerine Bowls.



All-Time Record by Season

<u>Year</u>	<u>Record</u>	<u>H</u>	<u>A</u>	<u>N</u>	<u>MAC</u>
1984	9-2-1	5-0	3-2-1	1-0	7-1-1
1985	4-7	3-2	1-5	—	3-6
1986	7-4	5-0	2-4	—	5-3
1987	3-7-1	3-2	0-5-1	—	3-4-1
1988	6-5	5-1	1-4	—	4-4
1989	6-5	5-0	1-5	—	6-2
1990	9-2	5-1	4-1	—	7-1
1991	5-5-1	3-2-1	2-3	—	4-3-1
1992	8-3	4-1	4-2	—	5-3
1993	4-7	3-3	1-4	—	3-5
1994	6-4-1	4-1-1	2-3	—	4-3-1
1995	11-0-1	5-0	5-0-1	1-0	7-0-1
1996	7-4	4-2	3-2	—	6-2
1997	9-3	5-0	4-3	—	7-1
1998	7-5	5-1	2-4	—	6-2
1999	6-5	4-3	2-2	—	5-3
2000	10-1	6-0	4-1	—	6-1
2001	10-2	6-0	3-2	1-0	5-2
2002	9-5	5-1	4-3	0-1	7-1
2003	8-4	6-0	2-4	—	6-2
2004	9-4	5-0	3-3	1-1	7-1
2005	9-3	4-1	4-2	1-0	6-2
2006	5-7	4-2	1-5	—	3-5
2007	5-7	5-2	0-5	—	3-5
2008	3-9	1-5	2-4	—	2-6
2009	5-7	3-2	2-4	0-1	3-5
2010	8-5	4-2	4-2	0-1	7-1
2011	9-4	4-2	4-2	1-0	7-1
2012	9-4	5-1	4-2	0-1	6-2
2013	7-5	5-1	2-4	---	5-3
2014	9-4	5-1	3-3	1-0	7-1
2015	10-2	4-2	5-0	1-0	6-2
2016	9-4	5-1	4-2	0-1	6-2
2017	11-3	6-0	4-2	1-1	7-1
2018	7-6	5-2	2-3	0-1	5-3
2019	6-6	5-1	1-5	---	3-5
2020	4-2	2-1	2-1	---	4-2
2021	7-6	3-3	4-2	0-1	5-3
2022	9-5	5-1	2-4	2-0	5-3
2023	11-3	6-0	5-1	0-2	8-0
2024	8-5	4-2	3-3	1-0	4-4



Toledo rallied from a 23-0 deficit early in the second quarter to defeat Marshall, 41-36, in the 2001 MAC Championship Game at the Glass Bowl. Chester Taylor (19) rushed for 188 yards and scored the game-winning touchdown.



Toledo went a perfect 8-0 in MAC play and reeled off 11 consecutive victories overall in 2023.

Overall Record: 589-456-24 (.562)

Home: 357-160-14 (.685)

Record In Glass Bowl: 322-137-8 (.698)

Away: 207-276-10 (.430)

Neutral: 17-11 (.607)

Location unknown: 6-9 (.400)*

MAC Record: 305-220-7 (.580)

**Records from 1918, 1919 and 1932 do not include location.*

Last five home games of 1942 were played at Swayne Field.

Conference Affiliations

1917-20: Independent

1921-30: Northwest Ohio League

1932-47: Ohio Athletic Conference

1948-51: Independent

1952-present: Mid-American Conference



Coaching Records by Season

YEAR	COACH	W	L	T	PCT.
1917	John Brandeberry	0	3	0	.000
1 year	John Brandeberry	0	3	0	.000
1918	James Baxter	1	1	0	.500
1 year	James Baxter	1	1	0	.500
1919	Walt Hobt	2	4	0	.333
1920	Walt Hobt	0	3	0	.000
2 years	Walt Hobt	2	7	0	.222
1921	Joseph Dwyer	3	5	0	.375
1922	Joseph Dwyer	2	2	3	.500
2 years	Joseph Dwyer	5	7	3	.433
1923	James Dwyer	6	4	0	.600
1924	James Dwyer	5	3	0	.625
1925	James Dwyer	1	8	0	.111
3 years	James Dwyer	12	15	0	.444
1926	Boni Petcoff	3	5	0	.375
1927	Boni Petcoff	5	2	0	.714
1928	Boni Petcoff	1	6	0	.167
1929	Boni Petcoff	4	2	1	.643
4 years	Boni Petcoff	13	15	1	.466
1930	Jim Nicholson	2	5	1	.313
1931	No team - (lack of funding)				
1932	Jim Nicholson	3	4	0	.429
1933	Jim Nicholson	4	2	2	.625
1934	Jim Nicholson	5	3	0	.625
1935	Jim Nicholson	6	2	1	.722
5 years	Jim Nicholson	20	16	4	.550
1936	Doc Spears	2	6	0	.250
1937	Doc Spears	6	3	0	.667
1938	Doc Spears	6	3	1	.650
1939	Doc Spears	7	3	0	.700
1940	Doc Spears	6	3	0	.667
1941	Doc Spears	7	4	0	.636
1942	Doc Spears	4	4	1	.500
7 years	Doc Spears	38	26	2	.591
1943	No football (WW II)				
1944	No football (WW II)				
1945	No football (WW II)				
1946	Bill Orwig	6	2	2	.700
1947	Bill Orwig	9	2	0	.818
2 years	Bill Orwig	15	4	2	.762
1948	J. N. Stahley	5	6	0	.455
1949	J. N. Stahley	6	4	0	.600
2 years	J. N. Stahley	11	10	0	.524
1950	Robert Snyder	4	5	0	.444
1 year	Robert Snyder	4	5	0	.444
1951	Don Greenwood	4	3	0	.571
1 year	Don Greenwood	4	3	0	.571
1951	Clair Dunn	2	1	0	.667
1952	Clair Dunn	4	5	0	.444
1953	Clair Dunn	3	6	0	.333
2+ years	Clair Dunn	9	12	0	.429
1954	Forrest England	6	2	1	.722
1955	Forrest England	3	5	1	.389
2 years	Forrest England	9	7	2	.556
1956	Jack Morton	1	7	1	.167
1 year	Jack Morton	1	7	1	.167
1957	Harry Larche	5	4	0	.556
1958	Harry Larche	4	5	0	.444
1959	Harry Larche	2	6	1	.278
3 years	Harry Larche	11	15	1	.426



Chuck Stobart led the Rockets to the 1981 MAC Championship. He later became the head coach at Memphis, as well as offensive coordinator at Pittsburgh, Arizona, USC and Ohio State.

YEAR	COACH	W	L	T	PCT.
1960	Clive Rush	2	7	0	.222
1961	Clive Rush	3	7	0	.300
1962	Clive Rush	3	6	0	.333
3 years	Clive Rush	8	20	0	.286
1963	Frank Lauterbur	2	7	0	.222
1964	Frank Lauterbur	2	8	0	.250
1965	Frank Lauterbur	5	5	0	.500
1966	Frank Lauterbur	2	7	1	.250
1967	Frank Lauterbur	9	1	0	.900
1968	Frank Lauterbur	5	4	1	.550
1969	Frank Lauterbur	11	0	0	1.000
1970	Frank Lauterbur	12	0	0	1.000
8 years	Frank Lauterbur	48	32	2	.598

Coaching Records by Season



Gary Pinkel led the Rockets to a 73-37-3 record from 1991-2000, including a 24-6 victory over Penn State in his final season at UT. Pinkel is in the University of Toledo's Varsity T Hall of Fame, MAC Hall of Fame and College Football Hall of Fame.



Jason Candle's first victory as head coach came in the 2015 Boca Raton Bowl, a 32-17 triumph over No. 24 Temple.

YEAR	COACH	W	L	T	PCT.
1971	Jack Murphy	12	0	0	1.000
1972	Jack Murphy	6	5	0	.545
1973	Jack Murphy	3	8	0	.273
1974	Jack Murphy	6	5	0	.545
1975	Jack Murphy	5	6	0	.455
1976	Jack Murphy	3	8	0	.273
6 years	Jack Murphy	35	32	0	.522
1977	Chuck Stobart	2	9	0	.222
1978	Chuck Stobart	2	9	0	.222
1979	Chuck Stobart	7	3	1	.682
1980	Chuck Stobart	4	7	0	.364
1981	Chuck Stobart	9	3	0	.750
5 years	Chuck Stobart	24	31	1	.438
1982	Dan Simrell	6	5	0	.545
1983	Dan Simrell	9	2	0	.818
1984	Dan Simrell	9	2	1	.792
1985	Dan Simrell	4	7	0	.364
1986	Dan Simrell	7	4	0	.636
1987	Dan Simrell	3	7	1	.318
1988	Dan Simrell	6	5	0	.545
1989	Dan Simrell	6	5	0	.545
8 years	Dan Simrell	50	37	2	.573
1990	Nick Saban	9	2	0	.818
1 year	Nick Saban	9	2	0	.818
1991	Gary Pinkel	5	5	1	.500
1992	Gary Pinkel	8	3	0	.727
1993	Gary Pinkel	4	7	0	.364
1994	Gary Pinkel	6	4	1	.591
1995	Gary Pinkel	11	0	1	.958
1996	Gary Pinkel	7	4	0	.636
1997	Gary Pinkel	9	3	0	.750

1998	Gary Pinkel	7	5	0	.583
1999	Gary Pinkel	6	5	0	.545
2000	Gary Pinkel	10	1	0	.909
10 years	Gary Pinkel	73	37	3	.659
2001	Tom Amstutz	10	2	0	.833
2002	Tom Amstutz	9	5	0	.643
2003	Tom Amstutz	8	4	0	.667
2004	Tom Amstutz	9	4	0	.692
2005	Tom Amstutz	9	3	0	.750
2006	Tom Amstutz	5	7	0	.417
2007	Tom Amstutz	5	7	0	.417
2008	Tom Amstutz	3	9	0	.250
8 years	Tom Amstutz	58	41	0	.586
2009	Tim Beckman	5	7	0	.417
2010	Tim Beckman	8	5	0	.615
2011	Tim Beckman	8	4	0	.667
3 years	Tim Beckman	21	16	0	.568
2011	Matt Campbell	1	0	0	1.000
2012	Matt Campbell	9	4	0	.692
2013	Matt Campbell	7	5	0	.538
2014	Matt Campbell	9	4	0	.692
2015	Matt Campbell	9	2	0	.818
4+ years	Matt Campbell	35	15	0	.700
2015	Jason Candle	1	0	0	1.000
2016	Jason Candle	9	4	0	.692
2017	Jason Candle	11	3	0	.785
2018	Jason Candle	7	6	0	.538
2019	Jason Candle	6	6	0	.500
2020	Jason Candle	4	2	0	.667
2021	Jason Candle	7	6	0	.538
2022	Jason Candle	9	5	0	.643
2023	Jason Candle	11	3	0	.786
2024	Jason Candle	8	5	0	.615
9+ years	Jason Candle	73	40	0	.646



All-Time Coaching Records

COACHING VICTORY LEADERS - CAREER

	W	L	T	Pct.
1. Gary Pinkel (1991-2000)	73	37	3	.659
Jason Candle (2015-present)	73	40	0	.646
3. Tom Amstutz (2001-08)	58	41	0	.586
4. Dan Simrell (1982-89)	50	37	2	.573
5. Frank Lauterbur (1963-70)	48	32	2	.598
6. Clarence Spears (1936-42)	38	26	2	.591
7. Matt Campbell (2011-2015)	35	15	0	.700
Jack Murphy (1971-76)	35	32	0	.522
9. Chuck Stobart (1977-81)	24	31	1	.438
10. Tim Beckman (2009-11)	21	16	0	.568

COACHING VICTORY LEADERS- SEASON

	W	L	T	Pct.
1. Frank Lauterbur, 1970	12	0	0	1.000
Jack Murphy, 1971	12	0	0	1.000
3. Frank Lauterbur, 1969	11	0	0	1.000
Gary Pinkel, 1995	11	0	1	.958
Jason Candle, 2017	11	3	0	.786
Jason Candle, 2023	11	3	0	.786
6. Gary Pinkel, 2000	10	1	0	.909
Tom Amstutz, 2001	10	2	0	.833
Campbell/Candle, 2015	10	2	0	.833

COACHING LEADERS BY WINNING PERCENTAGES - CAREER

	W	L	T	Pct.
Nick Saban (1990)	9	2	0	.818
Bill Orwig (1946-47)	15	4	2	.762
Matt Campbell (2011-2015)	35	15	0	.700
Gary Pinkel (1991-2000)	73	37	3	.659
Jason Candle (2015-present)	73	40	0	.646
Frank Lauterbur (1963-70)	48	32	2	.598
Clarence Spears (1936-42)	38	26	2	.591
Tom Amstutz (2001-08)	58	41	0	.586
Dan Simrell (1982-89)	50	37	2	.573
Don Greenwood (1951)	4	3	0	.571
Tim Beckman (2009-11)	21	16	0	.568
Forrest England (1954-55)	9	7	2	.556
Jim Nicholson (1930, 1932-35)	20	16	4	.550
J. N. Stahley (1948-49)	11	10	0	.524
Jack Murphy (1971-76)	35	32	0	.522
James Baxter (1918)	1	1	0	.500
Boni Petcoff (1926-29)	13	15	1	.466
James Dwyer (1923-25)	12	15	0	.444
Robert Snyder (1950)	4	5	0	.444
Chuck Stobart (1977-81)	24	31	1	.438
Joseph Dwyer (1921-22)	5	7	3	.433
Clair Dunn (1951-53)	9	12	0	.429
Harry Larche (1957-59)	11	15	1	.426
Clive Rush (1960-62)	8	20	0	.286
Walt Hobt (1919-20)	2	7	0	.222
Jack Morton (1956)	1	7	1	.167
John Brandeberry (1917)	0	3	0	.000

COACHING RECORDS — HOME/AWAY

	OVERALL RECORD				HOME RECORD				AWAY RECORD*				MAC RECORD			
	W	L	T	PCT	W	L	T	PCT	W	L	T	PCT	W	L	T	PCT
Doc Spears (1936-42)	38	26	2	.591	26	10	1	.716	12	16	1	.431	-	-	-	—
Bill Orwig (1946-47)	15	4	2	.762	11	2	1	.821	4	2	1	.643	-	-	-	—
J. N. Stahley (1948-49)	11	10	0	.524	7	8	0	.467	4	2	0	.667	-	-	-	—
Robert Snyder (1950)	4	5	0	.444	3	3	0	.500	1	2	0	.333	-	-	-	—
Don Greenwood (1951)	4	3	0	.571	3	1	0	.750	1	2	0	.333	-	-	-	—
Clair Dunn (1951-53)	9	12	0	.429	6	6	0	.500	3	6	0	.333	3	7	0	.300
Forrest England (1954-55)	9	7	2	.556	6	3	1	.650	3	4	1	.438	5	6	0	.455
Jack Morton (1956)	1	7	1	.167	0	4	1	.100	1	3	0	.250	1	5	0	.167
Harry Larche (1957-59)	11	15	1	.426	10	6	0	.625	1	9	1	.136	4	12	0	.250
Clive Rush (1960-62)	8	20	0	.286	5	9	0	.357	3	11	0	.214	3	15	0	.167
Frank Lauterbur (1963-70)	48	32	2	.598	26	14	2	.643	22	18	0	.550	23	22	1	.511
John Murphy (1971-76)	35	32	0	.522	20	11	0	.645	15	21	0	.417	17	19	0	.472
Chuck Stobart (1977-81)	24	31	1	.438	14	11	1	.558	10	20	0	.333	22	22	1	.500
Dan Simrell (1982-89)	50	37	2	.573	35	7	0	.833	15	30	2	.340	40	26	2	.603
Nick Saban (1990)	9	2	0	.818	5	1	0	.833	4	1	0	.800	7	1	0	.875
Gary Pinkel (1991-2000)	73	37	3	.659	44	13	2	.750	28	24	1	.538	53	23	3	.690
Tom Amstutz (2001-08)	58	41	0	.586	36	11	0	.766	22	30	0	.423	39	24	0	.619
Tim Beckman (2009-11)	21	16	0	.568	11	6	0	.647	10	10	0	.500	17	7	0	.708
Matt Campbell (2011-2015)	35	15	0	.700	19	5	0	.792	15	9	0	.625	24	8	0	.750
Jason Candle (2015-Present)	73	40	0	.646	41	11	0	.788	32	29	0	.525	47	23	0	.671

*Neutral site results included in away game totals



Season Results (1917-29)

1917 (0-3)

Coach: John Brandeberry

UT	Opp.	
10/10 0	Detroit (A)	145 L
10/20 0	Ohio Northern (A)	90 L
NA 0	Findlay (A)	27 L

1918 (1-1)

Coach: James Baxter

UT	Opp.	
NA 19	Defiance	12 W
NA 18	Hillsdale	31 L

1919 (2-4)

Coach: Walt Hobt

UT	Opp.	
9/27 0	Ohio Northern	13 L
10/3 6	Bowling Green (A)	0 W
NA 0	Western Reserve	19 L
10/19 6	Adrian	27 L
NA 12	Defiance	6 W
NA 7	Wayne State (H)	8 L

1920 (0-3)

Coach: Walt Hobt

UT	Opp.	
9/25 7	Western Reserve (A)	17 L
10/1 0	Wooster (H)	36 L
10/7 0	Wayne State (A)	14 L
10/16	Adrian (A) cancelled	
10/30	Bowling Green (A) cancelled	
11/6	Michigan State (A) cancelled	
11/13	Ohio Northern (H) cancelled	

1921 (3-5, 2-1 NWO)

Coach: Joseph Dwyer

UT	Opp.	
9/24 0	Cincinnati (A)	20 L
10/8 47	Findlay (A)	0 W
10/15 40	Defiance (H)	0 W
10/22 0	Adrian (A) (forfeit)	1 L
10/29 7	Bowling Green (H)	20 L
11/5 1	Baldwin-Wallace (forfeit)	0 W
11/11 0	Bluffton (A)	14 L
11/19 0	Wayne State (H)	13 L



The 1922 team was the last Toledo squad to play without a nickname. A year later, they were christened "Rockets" by a UT student manager and the name stuck.

1922 (2-2-3)

Coach: Joseph Dwyer

UT	Opp.	
10/7 0	Defiance (A)	7 L
10/14 0	Alma (H)	0 T
10/20 6	Hillsdale (H)	0 W
11/4 6	Bowling Green (A)	6 T
11/11 3	Muskingum (H)	0 W
11/18 2	Wayne State (A)	6 L
11/24 0	Baldwin-Wallace (H)	0 T

1923 (6-4)

Coach: James Dwyer

NWO League Champs

UT	Opp.	
9/29 12	Carnegie Tech (A)	32 L
10/6 13	Eastern Michigan (H)	0 W
10/13 3	Akron (A)	10 L
10/19 26	Defiance (H)	0 W
10/27 27	Bowling Green (H)	0 W
11/3 87	Findlay (H)	0 W
11/10 32	Grand Rapids (H)	0 W
11/17 38	Wayne State (H)	0 W
11/24 19	Hillsdale (A)	32 L
12/1 0	Notre Dame Reserves (H)	31 L

1924 (5-3)

Coach: James Dwyer

UT	Opp.	
10/4 7	Eastern Michigan (A)	0 W
10/11 0	Carnegie Tech (A)	54 L
10/25 12	Bowling Green (A)	7 W
NA 19	Hillsdale (H)	0 W
11/1 6	Assumption (H)	0 W
11/8 6	Dayton (A)	52 L
11/15 27	Wayne State (A)	0 W
11/22 7	Akron (A)	14 L

1925 (1-8)

Coach: James Dwyer

UT	Opp.	
9/26 0	Western Reserve (H)	14 L
10/3 0	Buffalo (A)	2 L
10/10 6	Dayton (H)	29 L
10/17 0	Ohio (H)	7 L
10/31 2	Assumption (A)	6 L
11/7 0	Michigan State (A)	58 L
11/11 20	Findlay (A)	0 W
11/14 0	Wayne State (H)	23 L
11/21 0	Louisville (A)	34 L

1926 (3-5)

Coach: Boni Petcoff

UT	Opp.	
10/2 0	Alma (A)	19 L
10/9 14	Hillsdale (H)	26 L
10/16 0	Defiance (A)	12 L
10/23 7	Bluffton (H)	13 L
10/30 7	Findlay (H)	0 W
11/6 6	Xavier (A)	69 L
11/13 14	Wayne State (A)	7 W
11/20 33	Buffalo (H)	7 W

1927 (5-2)

Coach: Boni Petcoff

NWO League Champs

UT	Opp.	
10/1 0	Alma (H)	30 L
10/8 19	Hillsdale (H)	0 W
10/15 13	Wayne State (H)	0 W
10/22 6	Bluffton (A)	0 W
11/4 16	Defiance (H)	7 W
11/11 34	Findlay (A)	0 W
11/18 0	Wittenberg (A)	25 L



The 1924 Rockets featured captain Gib Stick (front row, holding ball), the school's first star player.

1928 (1-6)

Coach: Boni Petcoff

UT	Opp.	
10/5 31	Findlay (H)	9 W
10/13 0	Central Michigan (A)	13 L
10/20 0	Bowling Green (A)	14 L
10/27 0	Defiance (A)	15 L
11/3 6	Wayne State (A)	13 L
11/9 9	Bluffton (H)	33 L
11/17 0	Michigan "B" Team (H)	33 L

1929 (4-2-1)

Coach: Boni Petcoff

NWO League Co-Champs

UT	Opp.	
9/28 0	Akron (H)	26 L
10/12 7	Findlay (A)	0 W
10/26 0	Bowling Green (H)	0 T
11/2 7	Bluffton (A)	0 W
11/9 17	Wayne State (H)	0 W
11/16 12	Central Michigan (A)	31 L
11/23 25	Defiance (H)	13 W



Season Results (1930-40)

1930 (2-5-1)**Coach: Jim Nicholson**

UT	Opp.	
9/27 0 Akron (A)	41	L
10/4 0 Ohio Northern (A)	6	L
10/11 12 Defiance (A)	13	L
10/17 6 Findlay (A)	20	L
10/24 0 Heidelberg (H)	58	L
11/1 0 Bowling Green (A)	0	T
11/8 14 Bluffton (H)	0	W
11/22 18 Wayne State (A)	0	W

1931 No football team - lack of funding**1932 (3-4)****Coach: Jim Nicholson**

UT	Opp.	
10/1 18 Capital (H)	0	W
10/8 0 Wayne State (H)	3	L
10/15 0 Heidelberg (A)	12	L
10/22 6 Marietta (H)	0	W
10/28 0 Ohio St. "B" Team (H)	6	L
11/5 6 Bowling Green (A)	12	L
11/12 12 Otterbein	7	W

1933 (4-2-2)**Coach: Jim Nicholson**

UT	Opp.	
9/30 2 Capital (A)	7	L
10/7 0 Wayne State (A)	0	T
10/14 29 Defiance (H)	6	W
10/21 12 Kenyon (A)	0	W
10/28 25 Bowling Green (H)	7	W
11/4 6 Heidelberg (H)	6	T
11/11 13 John Carroll (H)	33	L
11/18 12 Otterbein (H)	7	W



Action at the Glass Bowl (then Toledo University Stadium) from the 1938 season.

1934 (5-3)**Coach: Jim Nicholson**

UT	Opp.	
9/29 20 Capital (H)	0	W
10/6 0 Western Reserve (H)	7	L
10/13 19 Louisville (H)	7	W
10/20 40 Kenyon (H)	0	W
10/27 0 Buffalo (A)	8	L
11/3 22 Bowling Green (A)	0	W
11/10 9 Muskingum (A)	0	W
11/23 13 Case (H)	33	L

1935 (6-2-1)**Coach: Jim Nicholson**

UT	Opp.	
9/28 0 Capital (H)	6	L
10/5 0 Boston (A)	6	L
10/12 0 Haskell Institute (H)	0	T
10/19 18 Case (A)	7	W
10/26 13 Denison (H)	0	W
11/1 63 Bowling Green (H)	0	W
11/9 41 Louisville (A)	7	W
11/16 19 Buffalo (H)	6	W
11/23 31 Heidelberg (H)	0	W

1936 (2-6)**Coach: Dr. C.W. Spears**

UT	Opp.	
10/3 32 Findlay (H)	0	W
10/10 0 Boston (H)	6	L
10/17 6 Denison (A)	9	L
10/24 0 Western Reserve (H)	14	L
10/31 6 Wayne State (H)	9	L
11/7 0 Miami (A)	13	L
11/14 0 Heidelberg (A)	7	L
11/21 50 Otterbein (H)	0	W

1937 (6-3)**Coach: Dr. C.W. Spears**

UT	Opp.	
9/27 26 Bluffton (H)	0	W
10/2 19 Georgetown (Ky.) (H)	0	W
10/9 6 Ohio Wesleyan (A)	0	W
10/16 7 Akron (H)	21	L
10/23 13 Miami (H)	7	W
10/30 39 Wayne State (A)	19	W
11/6 12 Dayton (H)	7	W
11/13 0 West Virginia (A)	34	L
11/20 6 Xavier (A)	8	L

1938 (6-3-1)**Coach: Dr. C.W. Spears**

UT	Opp.	
9/24 13 West Liberty (H)	0	W
10/1 26 St. Joseph (H)	0	W
10/8 26 Ohio Wesleyan (H)	0	W
10/15 13 Dayton (A)	17	L
10/22 13 Marshall (H)	7	W
10/29 39 Wayne State (A)	20	W
11/5 6 John Carroll (H)	6	T
11/12 7 Akron (A)	13	L
11/24 0 Xavier (A)	13	L
12/2 13 St. Mary's (Tex.) (A)	7	W



The corporate sponsors of the Bowling Green game in 1935 obviously had some influence on the choice of game program covers.

1939 (7-3)**Coach: Dr. C.W. Spears**

UT	Opp.	
9/23 39 Valparaiso (H)	0	W
9/30 19 Detroit Tech (H)	6	W
10/7 20 St. Mary's (Tex.) (H)	12	W
10/14 26 North Dakota (H)	7	W
10/20 6 Scranton (A)	7	L
10/28 6 Western Michigan (H)	0	W
11/4 20 John Carroll (A)	0	W
11/11 12 Marshall (A)	14	L
11/18 12 Long Island (H)	13	L
11/23 20 Xavier (A)	0	W

1940 (6-3)**Coach: Dr. C.W. Spears**

UT	Opp.	
9/28 21 Detroit Tech (H)	3	W
10/5 34 Davis-Elkins (H)	12	W
10/12 7 Marshall (H)	6	W
10/19 0 Scranton (H)	6	L
10/26 12 Western Michigan (A)	0	W
11/2 33 John Carroll (H)	12	W
11/8 12 Baldwin-Wallace (A)	14	L
11/16 20 Butler (A)	6	W
11/23 7 Long Island (A)	19	L

Season Results (1941-54)

1941 (7-4)**Coach: Dr. C.W. Spears**

UT	Opp.	
9/27 0 St. Joseph (H)	3	L
10/4 55 Detroit Tech (H)	0	W
10/11 7 Marshall (A)	33	L
10/18 20 John Carroll (A)	0	W
10/25 0 Western Michigan (A)	34	L
11/2 9 Illinois Wesleyan (A)	0	W
NA 39 Camp Shelby (H)	0	W
11/8 2 Butler (H)	18	L
11/15 27 Baldwin Wallace (H)	7	W
11/22 14 Bradley (A)	6	W
11/27 22 Jefferson Barracks (A)	21	W

1942 (4-4-1)**Coach: Dr. C.W. Spears**

UT	Opp.	
9/26 26 Kent State (H)	14	W
10/3 26 Illinois Wesleyan (H)*	0	W
10/10 0 Western Michigan (H)*	13	L
10/16 6 John Carroll (A)	6	T
10/24 7 Marshall (H)*	0	W
10/31 0 U.S. Coast Guard (H)*	26	L
11/7 0 Butler (A)	12	L
11/14 12 Youngstown State (A)	30	L
11/21 14 Bradley (H)*	13	W

*played at Swayne Field

1943-45 - No football-World War II**1946 (6-2-2)****Coach: Bill Orwig**

UT	Opp.	
9/28 14 Western Reserve (H)	14	T
10/5 42 Case (H)	14	W
10/12 14 Marshall (A)	14	T
10/19 13 Dayton (H)	20	L
10/26 33 Akron (A)	19	W
11/2 28 John Carroll (H)	19	W
11/11 14 Wayne State (H)	6	W
11/16 14 Baldwin Wallace (A)	7	W
11/23 7 Wichita St. (A)	13	L
12/7 21 Bates (H)%	12	W

% First Glass Bowl Game

1947 (9-2)**Coach: Bill Orwig**

UT	Opp.	
9/20 40 Great Lakes (H)	0	W
9/27 41 Case (H)	0	W
10/4 14 John Carroll (H)	35	L
10/11 21 Youngstown State (H)	7	W
10/18 14 Dayton (A)	13	W
10/25 38 Akron (H)	7	W
11/1 14 Baldwin-Wallace (H)	6	W
11/8 7 Wayne State (A)	0	W
11/15 33 South Dakota St. (H)	12	W
11/22 13 Canisius (A)	21	L
12/6 20 New Hampshire (H)%	14	W

% Second Glass Bowl Game

1948 (5-6)**Coach: J.N. Stahley**

UT	Opp.	
9/18 42 Bates (H)	0	W
9/24 0 Detroit (A)	36	L
10/2 20 John Carroll (H)	46	L
10/9 6 Bowling Green (H)	21	L
10/16 0 Dayton (H)	20	L
10/23 21 Springfield (A)	14	W
10/30 14 Baldwin-Wallace (H)	20	L
11/6 27 Wayne State (H)	14	W
11/13 21 Canisius (H)	26	L
11/20 28 New Hampshire (A)	14	W
12/4 27 Oklahoma City (H)%	14	W

% Third Glass Bowl Game

1949 (6-4)**Coach: J.N. Stahley**

UT	Opp.	
9/25 26 Loras (H)	35	L
10/1 14 John Carroll (H)	28	L
10/8 20 Bowling Green (H)	19	W
10/15 14 Dayton (A)	47	L
10/22 42 Springfield (H)	14	W
10/29 48 Oklahoma City (H)	7	W
11/5 37 Wayne State (A)	7	W
11/12 56 North Dakota (H)	6	W
11/19 48 New Hampshire (A)	14	W
12/3 13 Cincinnati (H)%	33	L

% Fourth Glass Bowl Game

1950 (4-5)**Coach: Robert Snyder**

UT	Opp.	
9/24 32 Pittsburgh State (H)	14	W
9/30 0 John Carroll (H)	41	L
10/7 19 Western Michigan (A)	54	L
10/14 13 Dayton (H)	14	L
10/21 32 Bradley (A)	20	W
10/28 14 Bowling Green (H)	39	L
11/4 27 Western Reserve (H)	7	W
11/10 7 St. Bonaventure (A)	38	L
11/17 56 Wayne State (H)	7	W

1951 (6-4)**Coach: Don Greenwood (7), Clair Dunn (3)**

UT	Opp.	
9/15 88 Davis-Elkins (H)	0	W
9/22 32 Detroit (A)	34	L
9/29 6 Western Michigan (H)	14	L
10/6 26 John Carroll (H)	12	W
10/13 7 Dayton (A)	47	L
10/20 32 Marshall (H)	14	W
10/27 12 Bowling Green (A)	6	W
11/3 13 Ohio (H)	6	W
11/10 38 Bradley (H)	13	W
11/22 6 Xavier (A)	32	L



Lee Pete was the Rockets' quarterback from 1946-49. He went on to become a noted sports radio celebrity in Las Vegas.

1952 (4-5) (1-4 MAC, T-6th)**Coach: Clair Dunn**

UT	Opp.	
9/20 6 Eastern Kentucky (H)	7	L
9/27 10 Western Reserve (H)	9	W
10/4 20 Ohio (A)	22	L
10/11 6 John Carroll (H)	3	W
10/18 14 Western Michigan (A)	19	L
10/25 19 Bowling Green (H)	29	L
11/1 13 Miami (A)	27	L
11/8 20 Bradley (H)	14	W
11/15 24 Youngstown State (A)	21	W

1953 (3-6) (2-3 MAC, 4th)**Coach: Clair Dunn**

UT	Opp.	
9/19 0 Ohio (H)	26	L
9/26 20 Western Reserve (A)	21	L
10/3 13 Fort Belvoir (H)	62	L
10/10 7 Cincinnati (A)	41	L
10/17 19 Western Michigan (H)	7	W
10/24 20 Bowling Green (A)	19	W
10/31 0 Miami (H)	81	L
11/7 27 Bradley (A)	12	W
11/14 7 John Carroll (H)	36	L

1954 (6-2-1) (3-2 MAC, 4th)**Coach: Forrest England**

UT	Opp.	
9/18 27 Muskingum (H)	6	W
9/25 7 Western Reserve (H)	12	L
10/2 20 Ohio (A)	28	L
10/9 7 John Carroll (H)	6	W
10/16 19 Western Michigan (A)	7	W
10/23 38 Bowling Green (H)	7	W
10/30 13 Eastern Kentucky (A)	13	T
11/6 47 Baldwin Wallace (H)	13	W
11/12 27 Marshall (A)	21	W



Season Results (1955-66)



Defensive back Jim Gray earned first-team All-MAC honors in 1964.

1955 (3-5-1) (2-4 MAC, 5th)

Coach: Forrest England

UT	Opp.		
9/17 6	Eastern Kentucky (H)	6	T
9/23 12	Detroit (A)	7	W
10/1 13	Ohio (H)	34	L
10/8 0	Miami (A)	47	L
10/15 6	Western Michigan (H)	0	W
10/22 0	Bowling Green (A)	39	L
11/5 0	Kent State (H)	27	L
11/12 27	Marshall (H)	13	W
11/19 13	Louisville (A)	33	L

1956 (1-7-1) (1-5 MAC, 7th)

Coach: Jack Morton

UT	Opp.		
9/15 6	Eastern Kentucky (H)	12	L
9/22 12	Louisville (H)	27	L
9/29 19	Ohio (A)	13	W
10/6 14	Miami (H)	33	L
10/13 15	Western Michigan (A)	26	L
10/20 12	Bowling Green (H)	34	L
11/3 6	Kent State (A)	52	L
11/9 13	Marshall (A)	32	L
11/17 21	Brandeis (H)	21	T

1957 (5-4) (3-2 MAC, 4th)

Coach: Harry Larche

UT	Opp.		
9/21 7	Eastern Kentucky (A)	0	W
9/28 14	Ohio (H)	6	W
10/5 20	Louisville (A)	48	L
10/12 7	Marshall (H)	14	L
10/19 0	Bowling Green (A)	29	L
10/26 27	Western Michigan (H)	16	W
11/2 21	Kent State (H)	7	W
11/9 7	Xavier (A)	20	L
11/16 33	Muskingum (H)	7	W

1958 (4-5) (1-4 MAC, 6th)

Coach: Harry Larche

UT	Opp.		
9/20 19	Eastern Kentucky (H)	2	W
9/27 6	Ohio (A)	13	L
10/4 13	Louisville (H)	7	W
10/11 12	Marshall (A)	35	L
10/18 16	Bowling Green (H)	31	L
10/25 21	Western Michigan (A)	6	W
11/1 6	Kent State (A)	32	L
11/8 8	Xavier (H)	34	L
11/15 21	Youngstown State (H)	8	W

1959 (2-6-1) (0-6 MAC, 7th)

Coach: Harry Larche

UT	Opp.		
9/19 20	Eastern Kentucky (H)	2	W
9/26 7	Ohio (H)	36	L
10/3 26	Baldwin-Wallace (H)	20	W
10/10 13	Marshall (H)	20	L
10/17 21	Bowling Green (A)	51	L
10/24 14	Western Michigan (H)	24	L
10/31 7	Kent State (H)	14	L
11/7 7	Miami (A)	25	L
11/12 8	Youngstown State (A)	8	T

1960 (2-7) (0-6 MAC, 7th)

Coach: Clive Rush

UT	Opp.		
9/17 34	Youngstown State (H)	30	W
9/24 7	Ohio (A)	48	L
10/1 0	Marshall (A)	14	L
10/8 25	Hillsdale (H)	31	L
10/15 3	Bowling Green (H)	14	L
10/22 3	Western Michigan (A)	7	L
10/29 13	Kent State (A)	18	L
11/5 13	Miami (H)	30	L
11/12 28	Bradley (H)	0	W

1961 (3-7) (2-4 MAC, 5th)

Coach: Clive Rush

UT	Opp.		
9/16 7	Wichita St. (H)	12	L
9/23 6	Ohio (H)	10	L
9/30 12	Youngstown State (A)	14	L
10/7 33	Marshall (H)	6	W
10/14 6	Bowling Green (A)	17	L
10/21 0	Western Michigan (H)	7	L
10/28 31	Kent State (H)	22	W
11/4 14	Miami (A)	40	L
11/11 22	Bradley (A)	28	L
11/18 15	Temple (A)	14	W

1962 (3-6) (1-5 MAC, 6th)

Coach: Clive Rush

UT	Opp.		
9/15 14	South Dakota St. (H)	25	L
9/22 0	Ohio (A)	31	L
10/6 42	Marshall (A)	12	W
10/13 13	Bowling Green (H)	28	L
10/20 0	Western Michigan (A)	21	L
10/27 18	Kent State (A)	20	L

11/3 12	Miami (H)	21	L
11/10 13	Temple (H)	0	W
11/17 21	Tulsa (A)	18	W

1963 (2-7) (1-5 MAC, T-6th)

Coach: Frank Lauterbur

UT	Opp.		
9/21 19	Dayton (A)	22	L
9/28 14	Villanova (H)	18	L
10/5 18	Marshall (A)	19	L
10/12 18	Ohio (H)	17	W
10/19 20	Bowling Green (A)	22	L
10/26 7	Western Michigan (H)	18	L
11/2 0	Kent State (H)	20	L
11/9 8	Miami (A)	40	L
11/16 14	Southern Illinois (H)	0	W

1964 (2-8) (1-5 MAC, 7th)

Coach: Frank Lauterbur

UT	Opp.		
9/19 6	Villanova (H)	22	L
9/25 6	Detroit (A)	22	L
10/3 0	Marshall (H)	13	L
10/10 12	Ohio (A)	21	L
10/17 14	Bowling Green (H)	31	L
10/24 21	Western Michigan (A)	13	W
10/31 11	Kent State (A)	14	L
11/7 14	Miami (H)	35	L
11/14 27	Southern Illinois (A)	8	W
11/21 16	Tulsa (H)	39	L

1965 (5-5) (2-4 MAC, T-5th)

Coach: Frank Lauterbur

UT	Opp.		
9/18 9	Villanova (A)	7	W
9/25 9	Quantico Marines (H)	0	W
10/2 0	Marshall (A)	14	L
10/9 21	Ohio (H)	7	W
10/16 14	Bowling Green (A)	21	L
10/23 0	Western Michigan (H)	3	L
10/30 7	Kent State (H)	3	W
11/6 16	Miami (A)	20	L
11/13 7	Xavier (A)	14	L
11/20 21	Dayton (H)	7	W

1966 (2-7-1) (1-5 MAC, T-6th)

Coach: Frank Lauterbur

UT	Opp.		
9/17 9	Xavier (H)	0	W
9/24 11	Villanova (A)	20	L
10/1 23	Marshall (H)	7	W
10/8 6	Ohio (A)	21	L
10/15 13	Bowling Green (H)	14	L
10/22 13	Western Michigan (A)	14	L
10/29 20	Kent State (A)	28	L
11/5 12	Miami (H)	24	L
11/12 14	Quantico Marines (H)	14	T
11/19 16	Dayton (A)	20	L

Season Results (1967-75)

1967 (9-1) (5-1 MAC, T-1st)

Coach: Frank Lauterbur

MAC Co-Champions

UT	Opp.	
9/16 14 Ohio (H)	20	L
9/23 24 Xavier (A)	7	W
9/30 14 Marshall (A)	7	W
10/14 33 Bowling Green (A)	0	W
10/14 35 Western Michigan (H)	9	W
10/28 14 Kent State (H)	13	W
11/4 24 Miami (A)	14	W
11/11 35 Northern Illinois (H)	0	W
11/18 21 Dayton (H)	7	W
11/23 52 Villanova (H)	6	W

1968 (5-4-1) (3-2-1 MAC, T-3rd)

Coach: Frank Lauterbur

UT	Opp.	
9/14 31 Richmond (H)	14	W
9/21 45 Villanova (A)	21	W
9/28 35 Marshall (H)	12	W
10/5 31 Ohio (A)	40	L
10/12 0 Bowling Green (H)	0	T
10/19 30 Western Michigan (A)	6	W
10/26 28 Kent State (A)	12	W
11/2 17 Miami (H)	21	L
11/9 10 Xavier (H)	20	L
11/16 3 Dayton (A)	10	L

1969 (11-0) (5-0 MAC, 1st)

Coach: Frank Lauterbur

MAC Champions

Tangerine Bowl Champs

UT	Opp.	
9/20 45 Villanova (H)	18	W
9/27 38 Marshall (A)	13	W
10/4 34 Ohio (H)	9	W
10/11 27 Bowling Green (A)	26	W
10/18 38 Western Michigan (H)	13	W
10/25 43 Kent State (H)	17	W
11/1 14 Miami (A)	10	W
11/8 35 Northern Illinois (A)	21	W
11/15 20 Dayton (H)	0	W
11/22 35 Xavier (A)	0	W
12/26 56 Davidson%	33	W

% Tangerine Bowl



Quarterback Chuck Ealey led Toledo to undefeated seasons in 1969, 1970 and 1971.

1970 (12-0) (5-0 MAC, 1st)

Coach: Frank Lauterbur

MAC Champions

Tangerine Bowl Champs

UT	Opp.	
9/12 35 East Carolina (H)	2	W
9/19 27 Buffalo (A)	6	W
9/26 52 Marshall (H)	3	W
10/3 42 Ohio (A)	7	W
10/10 20 Bowling Green (H)	0	W
10/17 20 Western Michigan (A)	0	W
10/24 34 Kent State (A)	17	W
10/31 14 Miami (H)	13	W
11/7 45 Northern Illinois (H)	7	W
11/14 31 Dayton (A)	7	W
11/21 24 Colorado State (H)	14	W
12/28 40 William & Mary%	12	W

% Tangerine Bowl

1971 (12-0) (5-0 MAC, 1st)

Coach: Jack Murphy

MAC Champions

Tangerine Bowl Champs

UT	Opp.	
9/11 45 East Carolina (A)	0	W
9/18 10 Villanova (H)	7	W
9/25 23 Texas-Arlington (A)	0	W
10/2 31 Ohio (H)	28	W
10/9 24 Bowling Green (A)	7	W
10/16 35 Western Michigan (H)	24	W
10/23 35 Dayton (H)	7	W
10/30 45 Miami (A)	6	W
11/6 23 Northern Illinois (A)	8	W
11/13 43 Marshall (A)	0	W
11/20 41 Kent State (H)	6	W
12/28 28 Richmond%	3	W

% Tangerine Bowl

1972 (6-5) (2-3 MAC, T-4th)


Coach: Jack Murphy

UT	Opp.	
9/9 0 Tampa (A)	21	L
9/16 16 Eastern Michigan (A)	0	W
9/23 38 Texas-Arlington (H)	24	W
9/30 22 Ohio (A)	38	L
10/7 8 Bowling Green (H)	19	L
10/14 20 Western Michigan (A)	13	W
10/21 20 Dayton (A)	17	W
10/28 35 Miami (H)	21	W
11/4 7 Northern Illinois (H)	30	L
11/11 21 Marshall (H)	0	W
11/28 9 Kent State (A)	27	L

1973 (3-8) (1-4 MAC, T-5th)

Coach: Jack Murphy

UT	Opp.	
9/15 25 Tampa (A)	35	L
9/22 23 Central Michigan (H)	21	W
9/29 35 Ohio (H)	8	W
10/6 35 Bowling Green (A)	49	L
10/13 22 Western Michigan (H)	24	L
10/20 14 Dayton (H)	10	W



Mel Long and the Toledo defense held opponents to seven points or fewer in 17 of 24 games in 1970 and 1971.

10/27 0 Miami (A)	16	L
11/3 14 Colorado State (A)	21	L
11/10 14 Marshall (A)	17	L
11/17 16 Kent State (H)	52	L
11/24 31 Xavier (A)	35	L

1974 (6-5) (3-2 MAC, T-2nd)

Coach: Jack Murphy

UT	Opp.	
9/14 13 Tampa (A)	47	L
9/21 0 Villanova (H)	7	L
9/28 19 Ohio (A)	16	W
10/5 24 Bowling Green (H)	19	W
10/12 31 Western Michigan (A)	24	W
10/19 38 Dayton (A)	27	W
10/26 22 Miami (H)	38	L
11/2 44 Northern Illinois (H)	14	W
11/9 45 Marshall (H)	15	W
11/16 14 Kent State (A)	35	L
11/23 12 Eastern Michigan (H)	28	L

1975 (5-6) (4-4 MAC, 5th)

Coach: Jack Murphy

UT	Opp.	
9/6 32 Western Carolina (H)	31	W
9/13 28 Ball State (A)	38	L
9/20 10 Villanova (A)	14	L
9/27 27 Central Michigan (H)	34	L
10/4 13 Dayton (H)	24	L
10/11 17 Bowling Green (A)	34	L
10/18 25 Western Michigan (N)	7	W
10/25 14 Ohio (H)	10	W
11/1 21 Miami (A)	35	L
11/8 24 Northern Illinois (A)	22	W
11/22 33 Kent State (H)	28	W



Season Results (1976-84)

1976 (3-8) (2-6 MAC, 7th)

Coach: Jack Murphy

UT	Opp.	
9/11 14	Massachusetts (A)	28 L
9/18 7	Central Michigan (A)	9 L
9/25 14	Ball State (H)	27 L
10/2 8	Ohio (A)	34 L
10/9 28	Bowling Green (H)	29 L
10/16 21	Western Michigan (A)	34 L
10/23 14	Dayton (A)	17 L
10/30 24	Miami (H)	9 W
11/6 17	Northern Illinois (H)	2 W
11/13 29	Marshall (H)	8 W
11/20 9	Kent State (A)	35 L

1979 (7-3-1) (7-1-1 MAC, 2nd)

Coach: Chuck Stobart

UT	Opp.	
9/8 14	Marshall (A)	31 L
9/15 31	Ball State (H)	14 W
9/22 0	Arizona State (A)	49 L
9/29 37	Eastern Michigan (A)	7 W
10/6 23	Bowling Green (A)	17 W
10/13 17	Western Michigan (H)	0 W
10/20 21	Ohio (H)	13 W
10/27 24	Miami (A)	21 W
11/3 7	Central Michigan (H)	7 T
11/10 10	Northern Illinois (A)	28 L
11/17 29	Kent State (H)	3 W

1982 (6-5) (5-4 MAC, T-5th)

Coach: Dan Simrell

UT	Opp.	
9/4 9	Northern Illinois (H)	3 W
9/11 31	Ball State (A)	14 W
9/18 17	Marshall (H)	9 W
9/25 27	Wisconsin (A)	36 L
10/2 14	Ohio (A)	17 L
10/9 20	Eastern Michigan (H)	19 W
10/16 12	Central Michigan (A)	16 L
10/23 24	Bowling Green (H)	10 W
10/30 17	Miami (A)	21 L
11/6 10	Western Michigan (H)	17 L
11/13 3	Kent State (A)	0 W

1977 (2-9) (2-7 MAC, 9th)

Coach: Chuck Stobart

UT	Opp.	
9/10 3	Ball State (H)	43 L
9/17 9	East Carolina (H)	22 L
9/24 0	Marshall (A)	24 L
10/1 7	Eastern Michigan (A)	17 L
10/8 13	Bowling Green (A)	21 L
10/15 7	Western Michigan (H)	28 L
10/22 31	Ohio (H)	29 W
10/29 3	Miami (A)	27 L
11/5 27	Northern Illinois (A)	9 W
11/12 0	Central Michigan (H)	44 L
11/19 12	Kent State (H)	23 L

1980 (4-7) (3-6 MAC, T-8th)

Coach: Chuck Stobart

UT	Opp.	
9/13 17	McNeese State (H)	20 L
9/20 7	Ball State (A)	27 L
9/27 49	Eastern Michigan (H)	7 W
10/4 10	Central Michigan (A)	14 L
10/11 6	Bowling Green (H)	17 L
10/18 7	Western Michigan (A)	17 L
10/25 9	Ohio (A)	24 L
11/1 17	Miami (H)	14 W
11/8 13	Northern Illinois (H)	6 W
11/15 38	Marshall (A)	10 W
11/22 14	Kent State (A)	34 L

1983 (9-2) (7-2 MAC, T-2nd)

Coach: Dan Simrell

UT	Opp.	
9/10 45	Massachusetts (H)	13 W
9/17 31	Richmond (A)	6 W
9/24 43	Ball State (H)	7 W
10/1 31	Ohio (H)	0 W
10/8 6	Bowling Green (A)	3 W
10/15 10	Miami (H)	9 W
10/22 37	Eastern Michigan (A)	9 W
10/29 37	Kent State (H)	34 W
11/5 20	Western Michigan (A)	16 W
11/12 10	Northern Illinois (A)	26 L
11/19 8	Central Michigan (H)	34 L

1978 (2-9) (2-7 MAC, 9th)

Coach: Chuck Stobart

UT	Opp.	
9/9 0	Marshall (H)	17 L
9/16 12	Minnesota (A)	38 L
9/23 0	Ball State (A)	20 L
9/30 12	Eastern Michigan (H)	17 L
10/7 27	Bowling Green (H)	45 L
10/14 7	Western Michigan (A)	17 L
10/21 28	Ohio (A)	14 W
10/28 7	Miami (H)	28 L
11/4 3	Central Michigan (A)	27 L
11/11 35	Northern Illinois (H)	16 W
11/18 13	Kent State (A)	17 L

1981 (9-3) (8-1 MAC, 1st)

Coach: Chuck Stobart

MAC Champions

California Bowl Champs

UT	Opp.	
9/12 6	Louisville (A)	31 L
9/19 40	Ball State (H)	0 W
9/26 24	East Carolina (A)	28 L
10/3 21	Ohio (H)	14 W
10/10 42	Eastern Michigan (A)	7 W
10/17 17	Central Michigan (H)	3 W
10/24 0	Bowling Green (A)	38 L
10/31 17	Miami (H)	10 W
11/7 28	Western Michigan (A)	14 W
11/14 17	Kent State (H)	0 W
11/21 31	Northern Illinois (A)	0 W
12/19 27	San Jose State%	25 W

% California Bowl

1984 (9-2-1) (7-1-1 MAC, 1st)

Coach: Dan Simrell

MAC Champions

California Bowl Champs

UT	Opp.	
9/8 20	Ball State (A)	2 W
9/22 38	Eastern Illinois (H)	17 W
9/29 16	Ohio (A)	16 T
10/6 17	Bowling Green (H)	6 W
10/13 10	Miami (A)	7 W
10/20 17	Eastern Michigan (H)	7 W
10/27 6	Kent State (A)	17 L
11/3 17	Western Michigan (H)	13 W
11/10 13	Northern Illinois (H)	7 W
11/17 14	Central Michigan (A)	7 W
11/30 6	Temple (A)	35 L
12/15 13	UNLV%	30 W*

% California Bowl

*Game forfeited to UT because of the use of ineligible players by UNLV



Tony Lee's 41-yard field goal with 15 seconds left gave Toledo a 27-25 win over San Jose State in the 1981 California Bowl.

Season Results (1985-94)

1985 (4-7) (3-6 MAC, T-6th)

Coach: Dan Simrell

UT	Opp.	
9/7 10 Arizona (A)	23	L
9/21 22 Wichita State (A)	15	W
9/28 19 Ball State (H)	23	L
10/5 10 Eastern Michigan (A)	21	L
10/12 14 Miami (H)	26	L
10/19 3 Northern Illinois (A)	16	L
10/26 24 Ohio (H)	10	W
11/2 13 Western Michigan (A)	18	L
11/9 10 Central Michigan (H)	7	W
11/16 0 Bowling Green (A)	21	L
11/23 10 Kent State (H)	7	W

1986 (7-4) (5-3 MAC, T-2nd)

Coach: Dan Simrell

UT	Opp.	
8/30 0 Florida State (A)	24	L
9/6 16 Kent State (A)	18	L
9/13 30 Wichita State (H)	13	W
9/27 10 Ball State (A)	27	L
10/4 23 Eastern Michigan (H)	18	W
10/11 8 Miami (A)	24	L
10/18 29 Northern Illinois (H)	28	W
10/25 24 Ohio (A)	21	W
11/1 28 Western Michigan (H)	7	W
11/8 26 Central Michigan (A)	14	W
11/15 22 Bowling Green (H)	3	W

1987 (3-7-1) (3-4-1 MAC, T-6th)

Coach: Dan Simrell

UT	Opp.	
9/5 12 Temple (H)	13	L
9/12 21 Ball State (H)	17	W
9/19 17 Ohio (H)	12	W
10/3 14 Western Michigan (A)	21	L
10/10 5 Northern Illinois (A)	41	L
10/17 6 Bowling Green (A)	20	L
10/24 37 Miami (H)	25	W
10/31 13 Kent State (A)	17	L
11/5 9 Eastern Michigan (H)	38	L
11/14 17 Central Michigan (A)	17	T
11/21 14 Miami (FL) (A)	24	L

1988 (6-5) (4-4 MAC, 6th)

Coach: Dan Simrell

UT	Opp.	
9/3 3 Ball State (A)	13	L
9/10 9 Western Michigan (H)	31	L
9/17 19 McNeese State (A)	46	L
9/24 34 Bowling Green (H)	5	W
10/1 14 Ohio (A)	24	L
10/8 33 Northern Illinois (H)	20	W
10/15 38 Austin Peay (H)	14	W
10/22 20 Miami (A)	7	W
10/29 35 Kent State (H)	28	W
11/5 19 Eastern Michigan (A)	20	L
11/12 20 Central Michigan (H)	13	W

1989 (6-5) (6-2 MAC, T-2nd)

Coach: Dan Simrell

UT	Opp.	
9/2 27 Ohio (H)	18	W
9/16 10 Wisconsin (A)	23	L
9/23 29 Ball State (H)	22	W
9/30 12 Indiana (A)	32	L
10/7 14 Eastern Michigan (A)	31	L
10/14 23 Bowling Green (A)	27	L
10/21 17 Miami (H)	14	W
10/28 47 Kent State (A)	42	W
11/4 19 Western Michigan (H)	18	W
11/11 27 Northern Illinois (A)	39	L
11/18 29 Central Michigan (H)	6	W

1990 (9-2) (7-1 MAC, T-1st)

Coach: Nick Saban

MAC Co-Champions

UT	Opp.	
9/8 20 Miami (A)	14	W
9/15 23 Northern Illinois (H)	14	W
9/22 28 Ball State (A)	16	W
9/29 27 Ohio (A)	20	W
10/6 37 Eastern Michigan (H)	23	W
10/13 19 Bowling Green (H)	13	W
10/20 12 Central Michigan (A)	13	L
10/27 28 Kent State (H)	14	W
11/3 37 Western Michigan (A)	9	W
11/10 10 Navy (H)	14	L
11/17 43 Arkansas St. (H)	28	W

1991 (5-5-1) (4-3-1 MAC, T-3rd)


Coach: Gary Pinkel

UT	Opp.	
9/7 7 Kansas (H)	30	L
9/21 23 Western Michigan (A)	13	W
9/28 16 Central Michigan (H)	16	T
10/5 17 Ohio (H)	13	W
10/12 0 Washington (A)	48	L
10/19 21 Bowling Green (A)	24	L
10/26 24 Miami (H)	7	W
11/2 13 Kent (A)	14	L
11/9 3 Ball State (H)	9	L
11/16 21 Eastern Michigan (A)	14	W
11/23 42 Northern Illinois (H)	21	W

1992 (8-3) (5-3 MAC, T-3rd)

Coach: Gary Pinkel

UT	Opp.	
9/5 49 Arkansas St. (H)	0	W
9/12 20 Akron (A)	23	L
9/19 33 Purdue (A)	29	W
9/26 9 Central Michigan (A)	28	L
10/10 21 Western Michigan (H)	12	W
10/17 9 Bowling Green (H)	10	L
10/24 20 Miami (A)	17	W
10/31 32 Kent State (H)	17	W
11/7 10 Ball State (A)	9	W
11/14 41 Eastern Michigan (H)	0	W
11/21 25 Northern Illinois (A)	8	W



Wasean Tait rushed for 2,090 yards in 1995, leading Toledo to an 11-0-1 record.

1993 (4-7) (3-5 MAC, T-7th)

Coach: Gary Pinkel

UT	Opp.	
9/4 0 Indiana (A)	27	L
9/18 49 Southern Illinois (H)	28	W
9/25 28 Ohio (H)	10	W
10/2 10 Bowling Green (A)	17	L
10/9 30 Ball State (A)	31	L
10/16 19 Miami (H)	22	L
10/23 24 Cincinnati (H)	31	L
10/30 45 Kent State (A)	27	W
11/6 7 Central Michigan (H)	38	L
11/13 26 Western Michigan (A)	39	L
11/19 14 Eastern Michigan (H)	0	W

1994 (6-4-1) (4-3-1 MAC, 6th)

Coach: Gary Pinkel

UT	Opp.	
9/3 20 Indiana State (H)	17	W
9/10 17 Purdue (A)	51	L
9/17 47 Liberty (H)	37	W
10/1 31 Ohio (A)	6	W
10/8 24 Ball State (H)	24	T
10/15 16 Bowling Green (H)	31	L
10/22 48 Akron (A)	25	W
10/29 48 Kent State (H)	14	W
11/5 27 Central Michigan (A)	45	L
11/12 37 Western Michigan (H)	34	W
11/19 37 Eastern Michigan (A)	40	L

ROCKET RECORD BOOK

Season Results (1995-2002)

1995 (11-0-1) (7-0-1 MAC, 1st)

Coach: Gary Pinkel

MAC Champions

UT	Opp.			
9/9	41 E. Tennessee St. (H)	20	W	
9/14	31 Western Michigan (A)	21	W	
9/23	49 Nevada (A)	35	W	
9/30	45 Cincinnati (A)	31	W	
10/7	17 Ball State (H)	14	W	
10/14	28 Miami (A)	28	T	
10/21	35 Bowling Green (A)	16	W	
10/28	34 Eastern Michigan (H)	28	W	
11/4	19 Central Michigan (A)	7	W	
11/11	41 Akron (H)	7	W	
11/18	31 Ohio (H)	20	W	
12/14	40 Nevada%	37	W (OT)	

% Las Vegas Bowl

1996 (7-4) (6-2 MAC, T-2nd)

Coach: Gary Pinkel

UT	Opp.			
9/7	6 Indiana (H)	40	L	
9/14	27 Akron (A)	10	W	
9/21	24 Eastern Michigan (A)	7	W	
9/28	31 Weber State (H)	24	W	
10/5	24 Bowling Green (H)	16	W	
10/19	20 Louisiana Tech (A)	61	L	
10/26	10 W. Michigan (H) (OT)	7	W	
11/2	7 Miami (H)	27	L	
11/9	23 Central Michigan (H)	20	W	
11/16	14 Ball State (A)	24	L	
11/23	24 Ohio (A)	23	W	

1997 (9-3) (7-1 MAC, 1st-West)

Coach: Gary Pinkel

MAC West Champions

UT	Opp.			
9/6	36 Purdue (H)	22	W	
9/13	38 Eastern Michigan (H)	35	W	
9/20	23 Western Michigan (A)	13	W	
9/27	31 Nevada (H)	13	W	
10/11	41 Central Michigan (A)	10	W	
10/18	41 Northern Illinois (H)	14	W	
10/25	35 Bowling Green (A)	20	W	
11/1	35 Miami (H)	28	W	
11/8	3 Ball State (A)	35	L	
11/15	42 Akron (H)	10	W	
11/22	17 Central Florida (A)	34	L	
12/5	14 Marshall (A)#	34	L	

#MAC Championship Game

1998 (7-5) (6-2 MAC, 1st-West)

Coach: Gary Pinkel

MAC West Champions

UT	Opp.			
9/5	24 Temple (H)	12	W	
9/12	0 Ohio State (A)	49	L	
9/19	35 Western Michigan (H)	7	W	
9/26	14 Miami (A)	28	L	
10/3	24 Central Florida (H)	31	L	
10/10	27 Ball State (H)	6	W	
10/17	24 Bowling Green (H)	16	W	
10/24	24 Akron (A)	17	W	
10/31	16 Northern Illinois (A)	3	W	
11/14	17 Central Michigan (H)	14	W	
11/21	7 Eastern Michigan (A)	10	L	
12/4	17 Marshall (A)#	23	L	

MAC Championship Game

1999 (6-5) (5-3 MAC, T-2nd-West)

Coach: Gary Pinkel

UT	Opp.			
9/2	12 Syracuse (H)	35	L	
9/18	23 Ball State (A)	10	W	
9/25	24 Massachusetts (H)	3	W	
10/2	23 Bowling Green (A)	34	L	
10/9	47 Kent State (H)	7	W	
10/14	13 Marshall (A)	38	L	
10/23	13 Eastern Michigan (H)	20	L	
10/30	17 Louisiana Tech (H)	34	L	
11/6	32 Central Michigan (A)	13	W	
11/13	44 Northern Illinois (H)	14	W	
11/20	45 Western Michigan (H)	21	W	

2000 (10-1) (6-1 MAC, T-1st-West)

Coach: Gary Pinkel

MAC West Co-Champions

UT	Opp.			
9/2	24 Penn State (A)	6	W	
9/9	51 Weber State (H)	0	W	
9/16	31 Eastern Illinois (H)	26	W	
9/23	14 Western Michigan (A)	21	L	
9/30	41 Central Michigan (H)	0	W	
10/7	42 Eastern Michigan (A)	14	W	
10/14	42 Marshall (H)	0	W	
10/28	35 Navy (A)	14	W	
11/4	38 Northern Illinois (A)	24	W	
11/11	31 Ball State (H)	3	W	
11/22	51 Bowling Green (H)	17	W	

2001 (10-2) (5-2 MAC, T-1st-West)

Coach: Tom Amstutz

MAC Champions

Motor City Bowl Champs

UT	Opp.			
8/30	38 Minnesota (H)	7	W	
9/8	33 Temple (A)	7	W	
9/22	52 Central Michigan (A)	28	W	
9/29	41 Northern Illinois (H)	20	W	
10/6	48 Ohio (A)	41	W	
10/20	20 Ball State (A)	24	L	
10/27	21 Navy (H)	20	W	
11/6	41 Western Michigan (H)	35	W	
11/17	28 Eastern Michigan (H)	7	W	
11/23	21 Bowling Green (A)	56	L	
11/30	41 Marshall (H)#	36	W	
12/29	23 Cincinnati%	16	W	

MAC Championship Game

% Motor City Bowl



The Rockets celebrate after dominating Penn State, 24-6, in Happy Valley in 2000. Toledo held the Nittany Lions to just 166 yards of total offense.

2002 (9-5) (7-1 MAC, T-1st-West)

Coach: Tom Amstutz

MAC West Co-Champions

UT	Opp.			
8/29	44 Cal Poly (H)	16	W	
9/7	65 Eastern Michigan (A)	13	W	
9/14	21 Minnesota (A)	31	L	
9/21	38 UNLV (H)	21	W	
9/28	19 Pittsburgh (A)	37	L	
10/12	37 Ball State (H)	17	W	
10/19	27 Central Florida (A)	24	W	
10/26	13 Miami (H)	27	L	
11/9	44 Central Michigan (H)	17	W	
11/16	42 Western Michigan (A)	21	W	
11/23	33 Northern Illinois (A)	30	W	
11/30	42 Bowling Green (H)	24	W	
12/7	45 Marshall (A)#	49	L	
12/26	25 Boston College%	51	L	

MAC Championship Game

% Motor City Bowl

Season Results (2003-10)

2003 (8-4) (6-2 MAC, T-2nd-West)

Coach: Tom Amstutz

UT	Opp.			
8/29	18 UNLV (A)	28	L	
9/6	49 Liberty (H)	3	W	
9/12	24 Marshall (A)	17	W	
9/20	35 Pittsburgh (H)	31	W	
9/27	7 Syracuse (A)	34	L	
10/11	49 Eastern Michigan (H)	14	W	
10/18	31 Central Michigan (A)	13	W	
10/25	14 Ball State (A)	38	L	
11/1	56 Buffalo (H)	29	W	
11/15	49 Northern Illinois (H)	30	W	
11/22	34 Western Michigan (H)	17	W	
11/29	23 Bowling Green (A)	31	L	

2004 (9-4) (7-1 MAC, T-1st-West)

Coach: Tom Amstutz

MAC Champions

UT	Opp.			
9/4	21 Minnesota (A)	63	L	
9/11	14 Kansas (A)	63	L	
9/18	42 Eastern Michigan (A)	32	W	
9/25	45 Temple (H)	17	W	
10/2	52 Ball State (H)	14	W	
10/9	59 Western Michigan (A)	33	W	
10/16	31 Ohio (H)	13	W	
10/23	27 Central Michigan (H)	22	W	
11/2	16 Miami (A)	23	L	
11/9	31 Northern Illinois (A)	17	W	
11/23	49 Bowling Green (H)	41	W	
12/2	35 Miami#	27	W	
12/27	10 Connecticut%	39	L	

MAC Championship Game

% Motor City Bowl

2005 (9-3) (6-2 MAC, T-1st-West)

Coach: Tom Amstutz

MAC West Co-Champions

UT	Opp.			
9/1	62 Western Illinois (H)	14	W	
9/10	56 Western Michigan (H)	23	W	
9/17	42 Temple (A)	17	W	
9/27	14 Fresno State (A)	44	L	
10/8	30 Eastern Michigan (H)	3	W	
10/15	34 Ball State (A)	14	W	
10/22	38 Buffalo (H)	15	W	
10/29	17 Central Michigan (A)	21	L	
11/4	30 Ohio (A)	21	W	
11/16	17 Northern Illinois (H)	35	L	
11/22	44 Bowling Green (A)	41	W (2OT)	
12/21	45 UTEP %	13	W	

% GMAC Bowl

2006 (5-7) (3-5 MAC, 5th-West)

Coach: Tom Amstutz

UT	Opp.			
8/31	43 Iowa State (A)	45	L (3OT)	
9/9	10 Western Michigan (A)	31	L	
9/15	37 Kansas (H)	31	W (2OT)	
9/23	41 McNeese State (H)	7	W	
9/30	3 Pittsburgh (A)	45	L	
10/7	20 Central Michigan (H)	42	L	
10/14	14 Kent State (A)	40	L	
10/21	13 Eastern Michigan (A)	17	L	
10/28	35 Akron (H)	20	W	
11/7	17 Northern Illinois (A)	13	W	
11/14	17 Ball State (H)	20	L	
11/21	31 Bowling Green (H)	21	W	

2007 (5-7) (3-5 MAC, T-4th-West)

Coach: Tom Amstutz

UT	Opp.			
9/1	24 Purdue (H)	52	L	
9/8	31 Central Michigan (A)	52	L	
9/15	13 Kansas (A)	45	L	
9/22	36 Iowa State (H)	35	W	
9/29	28 Western Michigan (H)	42	L	
10/6	35 Liberty (H)	34	W	
10/13	33 Buffalo (A)	43	L	
10/20	43 Ohio (H)	40	W	
10/27	70 Northern Illinois (H)	21	W	
11/3	52 Eastern Michigan (H)	28	W	
11/13	20 Ball State (A)	41	L	
11/23	10 Bowling Green (A)	37	L	

2008 (3-9) (2-6 MAC, 5th-West)

Coach: Tom Amstutz

UT	Opp.			
9/6	16 Arizona (A)	41	L	
9/13	41 Eastern Michigan (A)	17	W	
9/20	54 Fresno State (H)	55	L (2OT)	
9/27	16 Flor. International (H)	35	L	
10/4	0 Ball State (H)	31	L	
10/11	13 Michigan (A)	10	W	
10/18	7 Northern Illinois (A)	38	L	
10/25	23 Central Michigan (H)	24	L	
11/5	30 Akron (A)	47	L	
11/15	17 Western Michigan (A)	27	L	
11/21	42 Miami (H)	14	W	
11/28	10 Bowling Green (H)	38	L	

2009 (5-7) (3-5 MAC, 4th-West)

Coach: Tim Beckman


UT	Opp.			
9/5	36 Purdue (A)	52	L	
9/11	54 Colorado (H)	38	W	
9/19	0 Ohio State (N)	38	L	
9/26	41 Flor. International (A)	31	W	
10/3	37 Ball State (A)	30	W	
10/10	26 Western Michigan (H)	58	L	
10/17	20 Northern Illinois (H)	19	W	
10/24	24 Temple (H)	40	L	
10/31	24 Miami (A)	31	L	
11/11	28 Central Michigan (A)	56	L	
11/20	47 Eastern Michigan (H)	21	W	
11/27	24 Bowling Green (A)	38	L	

2010 (8-5) (7-1 MAC, 2nd-West)

Coach: Tim Beckman

UT	Opp.			
9/3	2 Arizona (H)	41	L	
9/11	20 Ohio (A)	13	W	
9/18	37 Western Michigan (A)	24	W	
9/25	31 Purdue (A)	20	W	
10/2	15 Wyoming (H)	20	L	
10/9	14 Boise State (A)	57	L	
10/16	34 Kent State (H)	21	W	
10/23	31 Ball State (H)	24	W	
10/30	42 Eastern Michigan (A)	7	W	
11/9	30 Northern Illinois (A)	65	L	
11/17	33 Bowling Green (H)	14	W	
11/26	42 Central Michigan (H)	31	W	
12/26	32 FIU%	34	L	

% Little Caesars Pizza Bowl



Aaron Opelt and the Rockets defeated Michigan in the Big House, 13-10, in 2008.



Season Results (2011-15)

2011 (9-4) (7-1 MAC, T-1st-West)

Coach: Tim Beckman/Matt Campbell

MAC West Co-Champions

UT	Opp.			
9/1	58	New Hampshire (H)	22	W
9/10	22	Ohio State (A)	27	L
9/16	15	Boise State (H)	40	L
9/24	30	Syracuse (A)	33	L
10/1	36	Temple (A)	13	W
10/8	54	Eastern Michigan (H)	16	W
10/15	28	Bowling Green (A)	21	W
10/22	49	Miami (H)	28	W
11/1	60	Northern Illinois (H)	63	L
11/8	66	Western Michigan (H)	63	W
11/18	44	Central Michigan (A)	17	W
11/25	45	Ball State (A)	28	W
12/28	42	Air Force%#	41	W

% Military Bowl

Game coached by Matt Campbell

2014 (9-4) (7-1 MAC, T-1st-West)

Coach: Matt Campbell

MAC West Co-Champions

UT	Opp.			
8/30	54	New Hampshire (H)	20	W
9/6	24	Missouri (H)	49	L
9/12	34	Cincinnati (A)	58	L
9/20	34	Ball State (H)	23	W
9/27	42	Central Michigan (H)	28	W
10/4	20	Western Michigan (A)	19	W (OT)
10/11	30	Iowa State (A)	37	L
10/25	42	Massachusetts (H)	35	W
11/4	30	Kent State (A)	20	W
11/11	24	Northern Illinois (A)	27	L
11/19	27	Bowling Green (H)	20	W
11/28	52	Eastern Michigan (A)	16	W
1/4	63	Arkansas State%	44	W

% GoDaddy Bowl

2015 (10-2) (6-2 MAC, T-1st-West)

Coach: Matt Campbell/Jason Candle

MAC West Co-Champions

UT	Opp.			
9/12	16	Arkansas (A)	12	W
9/19	30	Iowa State (H)	23	W
9/26	37	Arkansas State (H)	7	W
10/3	24	Ball State (A)	10	W
10/10	38	Kent State (H)	7	W
10/17	63	Eastern Michigan (H)	20	W
10/24	51	UMass (H)	35	W
11/3	27	Northern Illinois (H)	32	L
11/10	28	Central Michigan (A)	23	W
11/17	44	Bowling Green (A)	28	W
11/27	30	Western Michigan	35	L
12/22	32	Temple	17	W

% Marmot Boca Raton Bowl



Bernard Reedy caught three touchdown passes and was named MVP in Toledo's 42-41 win over Air Force at the 2011 Military Bowl.

2012 (9-4) (6-2 MAC, T-2nd-West)

Coach: Matt Campbell

UT	Opp.			
9/1	17	Arizona (A)	24	L (OT)
9/8	34	Wyoming (A)	31	W
9/15	27	Bowling Green (H)	15	W
9/22	38	Coastal Carolina (H)	28	W
9/29	37	Western Michigan (A)	17	W
10/6	50	Central Michigan (H)	35	W
10/13	52	Eastern Michigan (A)	47	W
10/20	29	Cincinnati (H)	23	W
10/27	25	Buffalo (A)	20	W
11/6	27	Ball State (H)	34	L
11/14	24	Northern Illinois (A)	31	L
11/20	35	Akron (H)	23	W
12/15	15	Utah State%	41	L

% Famous Idaho Potato Bowl

2013 (7-5) (5-3 MAC, T-3rd-West)

Coach: Matt Campbell

UT	Opp.			
8/31	6	Florida (A)	24	L
9/7	23	Missouri (A)	38	L
9/14	33	Eastern Washington (H)	21	W
9/21	38	Central Michigan (A)	17	W
9/28	24	Ball State (A)	31	L
10/5	47	Western Michigan (H)	20	W
10/19	45	Navy (H)	44	W (2OT)
10/26	28	Bowling Green (A)	25	W
11/2	55	Eastern Michigan (H)	16	W
11/12	51	Buffalo (H)	41	W
11/20	17	Northern Illinois (H)	35	L
11/29	29	Akron (A)	31	L



Kareem Hunt was named Most Valuable Player in the 2015 GoDaddy Bowl, thanks to 271 yards rushing and five touchdowns.

Season Results (2016-23)

2016 (9-4) (6-2 MAC, 2nd-West)

Coach: Jason Candle

UT	Opp.		
9/2	31	Arkansas State (A)	10 W
9/10	45	Maine (H)	3 W
9/17	52	Fresno State (H)	17 W
9/30	53	Brigham Young (A)	55 L
10/8	35	Eastern Michigan (A)	20 W
10/15	42	Bowling Green (H)	35 W
10/22	31	Central Michigan (H)	17 W
10/27	26	Ohio (H)	31 L
11/2	48	Akron (A)	17 W
11/9	31	Northern Illinois (A)	24 W
11/16	37	Ball State (H)	19 W
11/25	35	Western Michigan (A)	55 L
12/17	28	Appalachian State%	31 L

% Raycom Media Camellia Bowl

2017 (11-3) (7-1 MAC, 1st-West)

Coach: Jason Candle

MAC Champions

UT	Opp.		
8/31	47	Elon (H)	13 W
9/9	37	Nevada (A)	24 W
9/16	54	Tulsa (H)	51 W
9/23	30	Miami (Fla.) (A)	52 L
10/7	20	Eastern Michigan (H)	15 W
10/14	30	Central Michigan (A)	10 W
10/21	48	Akron (H)	21 W
10/26	58	Ball State (A)	17 W
11/2	27	Northern Illinois (H)	17 W
11/8	10	Ohio (A)	38 L
11/15	66	Bowling Green (A)	37 W
11/24	37	Western Michigan (H)	10 W
12/2	45	Akron #	28 W
12/23	0	Appalachian State%	34 L

MAC Championship Game

% Dollar General Bowl

2018 (7-6) (5-3 MAC, T-2nd-West)

Coach: Jason Candle

UT	Opp.		
9/1	66	VMI (H)	3 W
9/15	24	Miami (Fla.) (H)	49 L
9/22	63	Nevada (H)	44 W
9/29	27	Fresno State (A)	49 L
10/6	52	Bowling Green (H)	36 W
10/13	26	Eastern Michigan (A)	28 L
10/20	17	Buffalo (H)	31 L
10/25	51	Western Michigan (A)	24 W
10/31	45	Ball State (H)	13 W
11/7	15	Northern Illinois (A)	38 L
11/15	56	Kent State (A)	34 W
11/23	51	Central Michigan (H)	13 W
12/21	32	FIU %	35 L

% Makers Wanted Bahamas Bowl

2019 (6-6) (3-5 MAC, T-5th-West)

Coach: Jason Candle

UT	Opp.		
8/31	24	Kentucky (A)	38 L
9/14	45	Murray State (H)	0 W
9/21	41	Colorado State (A)	35 W
9/18	28	BYU (H)	21 W
10/5	31	Western Michigan (H)	24 W
10/12	7	Bowling Green (A)	20 L
10/19	14	Ball State (A)	52 L
10/26	37	Eastern Michigan (H)	34 W
11/5	35	Kent State (H)	33 W
11/13	28	Northern Illinois (H)	31 L
11/20	30	Buffalo (A)	49 L
11/29	7	Central Michigan (A)	49 L

2020 (4-2) (4-2 MAC, T-2nd-West)

Coach: Jason Candle

UT	Opp.		
11/4	38	Bowling Green (H)	3 W
11/11	38	Western Michigan (A)	41 L
11/18	45	Eastern Michigan (A)	28 W
11/28	24	Ball State (H)	27 L
12/05	41	Northern Illinois (A)	24 W
12/12	24	Central Michigan (H)	23 W

2021 (7-6) (5-3 MAC, 3rd-West)

Coach: Jason Candle

UT	Opp.		
9/4	49	Norfolk State (H)	10 W
9/11	29	Notre Dame (A)	32 L
9/18	6	Colorado State (H)	22 L
9/25	22	Ball State (A)	12 W
10/2	45	UMass (A)	7 W
10/9	20	Northern Illinois (H)	22 L
10/16	23	Central Michigan (A)	26 L
10/23	34	Western Michigan (H)	15 W
11/2	49	Eastern Michigan (H)	52 L
11/10	49	Bowling Green (A)	17 W
11/16	35	Ohio (A)	23 W
11/27	49	Akron (H)	14 W
12/17	24	Middle Tennessee %	31 L

% Bahamas Bowl

2022 (9-5) (5-3 MAC, 1st-West)

Coach: Jason Candle

UT	Opp.		
9/1	37	LIU (H)	0 W
9/10	55	UMass (H)	10 W
9/17	21	Ohio State (A)	77 L
9/24	14	San Diego State (A)	17 L
10/1	38	Central Michigan (H)	17 W
10/8	52	Northern Illinois (A)	32 W
10/15	52	Kent State (H)	31 W
10/22	27	Buffalo (A)	34 L
10/29	27	Eastern Michigan (A)	24 W
11/8	28	Ball State (H)	21 W
11/15	35	Bowling Green (H)	42 L
11/25	14	Western Michigan (A)	20 L
12/3	17	Ohio #	7 W
12/20	21	Liberty %	19 W

MAC Championship Game

% Roofclaim.com Boca Raton Bowl

2023 (11-3) (8-0 MAC, 1st-West)

Coach: Jason Candle

UT	Opp.		
9/2	28	Illinois (A)	30 L
9/9	71	Texas Southern (H)	3 W
9/16	21	San Jose State (H)	17 W
9/23	49	Western Michigan (H)	31 W
9/30	35	Northern Illinois (H)	33 W
10/7	41	UMass (A)	24 W
10/14	13	Ball State (H)	6 W
10/21	21	Miami (A)	17 W
10/31	31	Buffalo (H)	13 W
11/8	49	Eastern Michigan (H)	23 W
11/14	32	Bowling Green (A)	31 W
11/24	32	Central Michigan (A)	17 W
12/2	14	Miami #	23 L
12/30	15	Wyoming %	16 L

MAC Championship Game

% Barstool Sports Arizona Bowl

2024 (8-5) (4-4 MAC, T-6th)

Coach: Jason Candle

UT	Opp.		
8/31	49	Duquesne (H)	10 W
9/7	38	UMass (H)	23 W
9/14	41	Mississippi State (A)	17 W
9/21	21	Western Kentucky (A)	26 L
10/5	30	Miami (H)	20 W
10/12	15	Buffalo (A)	30 L
10/19	13	Northern Illinois (A)	6 W
10/26	26	Bowling Green (H)	41 L
11/2	29	Eastern Michigan (A)	28 W
11/12	37	Central Michigan (H)	10 W
11/20	7	Ohio (H)	24 L
11/26	14	Akron (A)	21 L (OT)
12/26	48	Pittsburgh %	46 W (6OT)

% GameAbove Sports Bowl



All-Time Record/Polls

ALL-TIME RECORD

First year of varsity football.....	1917
Total number of seasons played.....	103
Years without football at UT.....	1931-43-44-45
Total games played.....	1,069
Total wins.....	589
Total losses.....	456
Total ties.....	24
Winning percentage.....	56.2%
MAC games played.....	532
MAC wins.....	305
MAC losses.....	220
MAC ties.....	7
MAC winning percentage.....	58.0%

RECORD BY DECADE

1917-19.....	3-8-0 (.273)
1920-29.....	30-40-4 (.432)
1930-39.....	41-31-5 (.565)
1940-49.....	43-25-3 (.627)
1950-59.....	38-49-4 (.440)
1960-69.....	44-52-2 (.459)
1970-79.....	58-53-1 (.522)
1980-89.....	63-47-2 (.571)
1990-99.....	72-38-3 (.650)
2000-09.....	73-49-0 (.598)
2010-19.....	85-43-0 (.664)
2020-24.....	37-21-0 (.638)
Total.....	589-456-24 (.562)



The Rockets won nearly two-thirds of their games in the 2010's.

TOLEDO IN THE NATIONAL POLLS

2023

Nov. 26	#23 AP
Nov. 19	#23 AP

2015

Oct. 4	#24 AP
Oct. 11	#22 AP, #25 USA Today
Oct. 18	#19 AP, #20 USA Today
Oct. 25	#20 AP, #20 USA Today
Nov. 1	#20 AP, #20 USA Today, #24 CFP
Nov. 22	#24 AP, #24 CFP

2012

Nov. 4	#23 AP
--------	--------

2001

Sep. 23	#25 AP
Sep. 30	#23 AP
Oct. 14	#25 AP
Dec. 2	#25 AP
Dec. 9	#25 AP
Final	#22 USA Today/ESPN, #23 AP

2000

Nov. 26	#25 (AP)
Dec. 3	#25 (AP), #25 (USA Today/ESPN)

1997

Oct. 20	#24 (AP), #24 (USA Today/ESPN)
Oct. 27	#22 (AP), #22 (USA Today/ESPN)
Nov. 3	#18 (AP), #20 (USA Today/ESPN)

1995

Nov. 21	#25 (AP)
Nov. 28	#25 (AP)
Dec. 5	#25 (AP)
Final	#24 (AP), #24 (USA Today/CNN)

1971

Sept. 20	#19 (AP)
Oct. 4	#20 (AP)
Oct. 11	#17 (AP)
Oct. 18	#14-T (AP)
Oct. 25	#15 (AP)
Nov. 1	#14 (AP)
Nov. 8	#14 (AP)
Nov. 15	#13 (AP)
Nov. 22	#14 (AP)
Nov. 29	#13 (AP)
Dec. 6	#14 (AP)
Final	#13 (UPI), #14 (AP)

1970

Oct. 19	#19-T (AP)
Nov. 2	#15 (AP)
Nov. 9	#16 (AP)
Nov. 16	#15 (AP)
Nov. 23	#15 (AP)
Nov. 30	#14 (AP)
Dec. 7	#15 (AP)
Final	#12 (AP), #17-T (UPI)

1969

Nov. 17	#20 (AP)
Nov. 24	#20 (AP)
Dec. 1	#20 (AP)
Dec. 8	#20 (AP)



Quinyon Mitchell and the Rockets were ranked No. 23 by the AP in consecutive weeks in 2023.

NOTE: Weekly coaches poll information not available for some years.
USA Today = Coaches poll
UPI = Coaches poll
CFP = College Football Playoff



Record vs. Ranked Teams

TOLEDO VS. RANKED TEAMS

All-Time Record: 9-20

Home: 5-3 **Road:** 2-15 **Neutral:** 2-2

Ranking	Opponent	Year	Result
No. 1 (AP/USA)	at Ohio State	1998	L, 49-0
No. 3 (UPI/AP)	at Miami (Fla.)	1987	L, 24-14
No. 3 (UPI/AP)	at Washington	1991	L, 48-0
No. 3 (AP/Coaches)	at Ohio State	2022	L, 77-21
No. 4 (AP/USA)	at Boise State	2010	L, 57-14
No. 4 (AP/USA)	Boise State	2011	L, 40-15
No. 7 (USA)/No. 8 (AP)	at Notre Dame	2021	L, 32-29
No. 9 (AP)/No. 11 (USA)	Pittsburgh	2003	W, 35-31
No. 10 (AP/USA)	at Florida	2013	L, 24-6
No. 10 (UPI)/No. 11 (AP)	at Florida State	1986	L, 24-0
No. 11 (USA/AP)	vs. Ohio State#	2009	L, 38-0
No. 14 (AP)/No. 21 (CP)	Western Michigan	2016	L, 55-35
No. 14 (AP/14 USA)	Miami (Fla.)	2017	L, 52-30
No. 15 (AP/USA)	at Ohio State	2011	L, 27-22
No. 15 (AP)/No. 16 (USA)	at Marshall	1999	L, 38-13
No. 16 (AP)/No. 19 (USA)	N. Illinois	2013	L, 35-17
No. 16 (AP), No. 17 (USA)	Utah State&	2012	L, 41-15
No. 18 (USA)/No. 20 (AP)	Marshall	2001	W, 41-36
No. 18 (USA)/No. 21 (AP)	Cincinnati	2012	W, 29-23
No. 18 (AP)/No. 18 (USA)	at Arkansas	2015	W, 16-12
No. 20 (UPI)	vs. San Jose State*	1981	W, 27-25
No. 20 (USA)/No. 21 (AP)	Miami (Fla.)	2018	L, 49-24
No. 21 (AP/USA)	N. Illinois	2003	W, 49-30
No. 22 (USA)/No. 25 (AP)	Missouri	2014	L, 49-24
No. 22 (AP)/No. 25 (USA)	at Bowling Green	2003	L, 31-23
No. 22 (USA)	at N. Illinois	2004	W, 31-17
No. 23 (USA)/No. 25 (AP)	at Minnesota	2004	L, 63-21
No. 24 (USA)	Bowling Green	2004	W, 49-41
No. 24 (AP/USA)	Temple^	2015	W, 32-17
No. 3 (AP/USA)	Ohio State	2022	L, 77-21

* California Bowl & Famous Idaho Potato Bowl ^Marmot Boca Raton Bowl

at Cleveland Browns Stadium

AP - Associated Press media poll

USA - USA Today coaches poll UPI - United Press International coaches poll



Damion Jones-Moore rushed for 68 yards and one touchdown to help Toledo knock off No. 18 Arkansas in Little Rock in 2015.

LARGEST TOLEDO COMEBACKS

Deficit	Opponent	Date	Largest Deficit	Time/Q	UT Took Lead/Tied	Time/Q	Final Score
24	Western Carolina (H)	9-6-75	24-0	0:35/2nd	24-24	6:43/4th	UT 32, WCU 31
23	Marshall (H)	11-30-01	23-0	14:57/2nd	32-29	4:28/3rd	UT 41, Marshall 36
21	Western Michigan (H)	11-12-94	21-0	0:02/1st	37-34	3:05/4th	UT 37, WMU 34
21	Tulsa (H)	9-16-17	28-7	5:01/2nd	51-48	8:04/4th	UT 54, Tulsa 51
21	Kent State (H)	10-15-22	28-7	14:56/2nd	31-31	8:43/3rd	UT 52, KSU 31
20	Bowling Green (H)	11-23-04	27-7	11:54/3rd	28-27	2:20/3rd	UT 49, BGSU 41
18	UMass (A)	10-24-15	28-10	8:23/2nd	31-28	1:56/3rd	UT 51, UMass 35
17	Northern Illinois (A)	11-23-02	17-0	13:57/2nd	20-17	7:57/2nd	UT 33, NIU 30
17	Ball State (H)	10-23-10	17-0	1:43/1st	17-17	0:00/2nd	UT 31, BSU 24
16	Ohio (A)	9-29-84	16-0	9:50/4th	16-16	6:01/4th	UT 16, Ohio 16

LARGEST OPPONENT COMEBACKS

Lead	Opponent	Date	Largest Lead	Time/Q	Opp. Took Lead/Tied	Time/Q	Final Score
27	Ball State (A)	10-9-93	30-3	4:10/3rd	31-30	0:00/4th	BSU 31, UT 30
18	Bowling Green (A)	10-6-73	35-17	0:45/2nd	36-35	1:26/3rd	BGSU 49, UT 35
17	Buffalo (A)	10-22-22	27-10	6:03/3rd	31-27	8:06/4th	UB 34, UT 27
17	Florida International (N)	12-26-10	24-7	9:44/3rd	28-24	7:34/4th	FIU 34, UT 32
17	Eastern Michigan (A)	11-19-94	17-0	2:20/1st	34-30	5:46/4th	EMU 40, UT 37
14	Bowling Green (H)	10-9-76	14-0	0:10/1st	23-21	2:52/4th	BGSU 29, UT 28
14	Villanova (H)	9-28-63	14-0	11:52/2nd	18-14	1:33/3rd	VU 18, UT 14
14	Central Michigan (H)	10-7-06	14-0	14:57/2nd	21-14	0:20/2nd	CMU 42, UT 20



Attendance Records

LARGEST CROWDS IN THE GLASS BOWL (25,000 +)

1. 36,852 vs. Navy (2001)
2. 36,502 vs. Northern Illinois (2001)
3. 34,900 vs. Marshall (2000)
4. 34,950 vs. Minnesota (2001)
5. 33,040 vs. Indiana State (1994)
6. 32,781 vs. Weber State (2000)
7. 31,981 vs. Bowling Green (2004)
8. 31,711 vs. Pittsburgh (2003)
9. 31,458 vs. Bowling Green (1994)
10. 31,369 vs. Bowling Green (1982)
11. 30,147 vs. Bowling Green (2016)
12. 29,968 vs. East Tennessee St. (1995)
13. 29,761 vs. Bowling Green (1990)
14. 29,697 vs. Bowling Green (2024)
15. 28,905 vs. Boise State (2011)
16. 28,531 vs. Bowling Green (2000)
17. 28,117 vs. Miami (Fla.) (2018)
18. 28,115 vs. Bowling Green (2012)
19. 27,991 vs. Bowling Green (1998)
20. 27,900 vs. Syracuse (1999)
21. 27,831 vs. Eastern Michigan (2001)
22. 27,800 vs. Eastern Michigan (1997)
23. 27,318 vs. Eastern Illinois (2000)
24. 26,913 vs. Bowling Green (1984)
25. 26,700 vs. Purdue (1997)
26. 26,350 vs. Nevada (1997)
27. 26,214 vs. Western Michigan (1998)
28. 26,104 vs. Eastern Michigan (1995)
29. 26,100 vs. Bowling Green (1996)
- 26,100 vs. Purdue (2007)
31. 26,050 vs. UNLV (2002)
32. 25,926 vs. Ball State (2002)
33. 25,908 vs. Temple (2015)
34. 25,907 vs. Arizona (2010)
35. 25,745 vs. Liberty (1994)
36. 25,724 vs. Temple (1998)
37. 25,571 vs. Central Michigan (1979)
38. 25,540 vs. Indiana (1996)
39. 25,361 vs. Murray State (2019)
40. 25,331 vs. Bowling Green (2002)
41. 25,303 vs. Miami (1983)
42. 25,266 vs. Eastern Michigan (2005)
43. 25,213 vs. Miami (1997)
44. 25,199 vs. Central Michigan (1991)
45. 25,027 vs. Miami (2024)

LARGEST CROWDS ON THE ROAD

1. 107,267 at Michigan (2008)
2. 105,398 at Ohio State (2022)
3. 105,016 at Ohio State (2011)
4. 94,296 at Penn State (2000)
5. 93,149 at Ohio State (1998)
6. 83,604 at Florida (2013)
7. 73,317 at Wisconsin (1982)
8. 72,266 at Washington (1991)
9. 71,727 vs. Ohio State (2009) (at Cleveland*)
10. 68,756 at Arizona State (1979)
11. 62,230 at Brigham Young (2016)
12. 62,009 at Notre Dame (2021)
13. 56,785 at Missouri (2013)
14. 54,610 at Kentucky (2019)
15. 53,891 at Florida State (1986)
16. 52,552 vs. Connecticut (2004 Motor City Bowl)
17. 52,281 at Iowa State (2014)
18. 51,872 vs. Boston College (2002 Motor City Bowl)
19. 50,939 at Arizona (2008)
20. 49,591 at Arkansas (2015) (at Little Rock)

**Toledo was the designated home team for this game at Browns Stadium in Cleveland.*



UNBREAKABLE RECORD?

Extra bleachers were brought into the north end zone of the Glass Bowl on a regular basis to accommodate overflow crowds in 2001, including a then MAC-record 36,852 vs. Navy in 2001. Since that season, however, stricter fire regulations have been imposed that prevent bleachers from being brought onto the field, making it impossible for UT to ever break its home attendance record in the current configuration of the Glass Bowl.



Attendance Records

TOLEDO HOME ATTENDANCE BY SEASON

Year	Total	G	Avg.	MAC Rank	1991	117,322	6	19,554
2024	129,111	6	21,519	1	1990	136,926	6	22,820
2023	118,060	6	19,677	1	1989	94,374	5	18,875
2022	117,339	6	19,557	1	1988	103,057	6	17,176
2021	110,617	6	18,436	1	1987	92,761	5	18,552
2020	N/A	3	N/A	NA	1986	95,012	5	19,002
2019	122,393	6	20,399	1	1985	80,818	5	16,164
2018	149,462	7	21,352	1	1984	106,839	5	21,368
2017	124,470	6	20,745	1	1983	128,960	6	21,493
2016	123,766	6	20,627	3	1982	123,040	5	24,608
2015	125,051	6	20,841	2	1981	102,960	5	20,592
2014	117,286	6	19,547	3	1980	95,595	5	19,119
2013	110,803	6	18,467	4	1979	98,890	5	19,778
2012	123,309	6	20,552	3	1978	71,695	5	14,339
2011	132,941	6	22,157	1	1977	68,592	6	11,432
2010	116,000	6	19,333	2	1976	58,869	5	11,774
2009#	153,151	6	25,525	1	1975	76,370	5	15,274
2008	102,046	6	17,008	6	1974	89,052	6	14,842
2007	130,675	7	18,668	4	1973	62,156	5	12,431
2006	121,863	6	20,311	3	1972	78,361	5	15,672
2005	109,086	5	21,817	2	1971	98,360	5	19,672
2004	119,771	5	23,954	2	1970	93,120	6	15,520
2003	131,517	6	21,919	3	1969	75,282	5	15,056
2002	143,791	6	23,965	2	1968	69,455	5	13,891
2001	180,083	6	30,014	1	1967	84,455	6	14,076
2000	163,359	6	27,227	2	1966	66,484	5	13,297
1999	129,999	7	18,571		1965	52,910	5	10,582
1998	133,080	6	22,180		1964	47,617	5	9,523
1997	140,518	6	23,420		1963	47,062	5	9,412
1996	124,603	6	20,767		1962	34,377	4	8,594
1995	115,249	5	23,050		1961	36,900	5	7,380
1994	153,400	6	25,567		1960	35,000	5	7,000
1993	99,100	6	16,517		1959	24,700	6	4,117
1992	95,334	5	19,067		1958	28,500	4	7,125

Includes home game at Browns Stadium

LARGEST SEASON AVERAGES

1. 30,014 (2001)
2. 27,227 (2000)
3. 25,567 (1994)
4. 25,525 (2009) #
5. 24,608 (1982)
6. 23,965 (2002)
7. 23,954 (2004)
8. 23,050 (1995)
9. 23,420 (1997)
10. 22,820 (1990)

Includes home game at Browns Stadium





Team Records - Season

OFFENSE

SCORING/TDS/OFFENSE

Most Points Scored

1. 2011 42.2 (549 in 13 games)
2. 2018 40.4 (525 in 13 games)
3. 2016 38.0 (494 in 13 games)
4. 2014 36.6 (476 in 13 games)
5. 2000 36.4 (400 in 11 games)

Fewest Points Scored

1. 1925 3.1 (28 in 9 games)
2. 1955 8.6 (77 in 9 games)
3. 1942 10.1 (91 in 9 games)
4. 1977 10.2 (112 in 11 games)
5. 1965 10.4 (104 in 10 games)

Touchdowns Scored

1. 2011 72 (13 games)
2. 2018 69 (13 games)
3. 2002 66 (14 games)
4. 2016 65 (13 games)
5. 2017 62 (14 games)

Fewest Touchdowns Scored

1. 1925 4 (9 games)
2. 1955 12 (9 games)
3. 1965 14 (10 games)
- 1942 14 (9 games)
5. 1977 15 (11 games)

Most Touchdown Passes

1. 2016 46 (13 games)
2. 2011 34 (13 games)
3. 2022 31 (14 games)
4. 2005 30 (12 games)
5. 2003 29 (12 games)

Most Rushing Touchdowns

1. 1995 38 (12 games)
- 2002 38 (14 games)
3. 2014 35 (13 games)
4. 2001 32 (12 games)
- 2011 32 (13 games)

Most Touchdowns Rushing/Passing

1. 2011 66 (13 games)
2. 2016 63 (13 games)
- 2002 63 (14 games)
4. 2018 62 (13 games)
5. 2017 60 (14 games)

Total Offense (Most Yards)

1. 2016 517.7 (6,731 in 13 games)
2. 2020 494.0 (2,964 in 6 games)
3. 2014 490.5 (6,377 in 13 games)
4. 2017 483.9 (6,775 in 14 games)
5. 2011 481.3 (6,257 in 13 games)

FIRST DOWNS

First Downs

1. 2020 26.8 (161 in 6 games)
2. 2014 24.6 (321 in 13 games)
2. 2016 24.2 (315 in 13 games)
3. 2002 24.1 (338 in 14 games)
4. 2003 23.9 (287 in 12 games)
5. 2005 23.8 (285 in 12 games)
- 2011 23.8 (309 in 13 games)

First Downs Rushing

1. 1981 13.3 (160 in 12 games)
- 1995 13.3 (160 in 12 games)
3. 1994 13.2 (145 in 11 games)
4. 2000 12.5 (138 in 11 games)
- 2014 12.5 (162 in 13 games)

First Downs Passing

1. 2020 14.0 (84 in 6 games)
2. 2016 12.9 (168 in 13 games)
3. 2003 12.8 (153 in 12 games)
4. 2009 12.3 (148 in 12 games)
5. 2002 11.9 (166 in 14 games)
5. 1997 11.8 (142 in 12 games)

RUSHING

Rushing Attempts

1. 1961 59.7 (597 in 10 games)
2. 1981 57.0 (684 in 12 games)
3. 1978 54.5 (599 in 11 games)
4. 1990 54.2 (596 in 11 games)
5. 1995 51.5 (618 in 12 games)

Net Yards Rushing

1. 1981 260.2 (3,122 in 12 games)
2. 2014 256.4 (3,333 in 13 games)
3. 2000 253.8 (2,792 in 11 games)
4. 1949 253.8 (2,284 in 9 games)
5. 1995 249.8 (2,997 in 12 games)

Fewest Rushes Allowed (minimum 9 games)

1. 2000 33.2 (365 in 11 games)
2. 2014 33.2 (431 in 13 games)
3. 2011 33.7 (438 in 13 games)
4. 2001 33.8 (405 in 12 games)
5. 2012 34.2 (445 in 13 games)

Fewest Rush Yards Allowed (minimum 9 games)

1. 2000 81.5 (897 in 11 games)
2. 1984 98.4 (1,181 in 12 games)
3. 2001 98.5 (1,182 in 12 games)
4. 1983 103.8 (1,142 in 11 games)
5. 1970 104.8 (1,257 in 12 games)

PASSING

Most Passing Yardage

1. 2020 325.8 (1,009 in 6 games)
2. 2016 322.7 (4,196 in 13 games)
3. 2004 298.4 (3,879 in 13 games)
4. 2017 279.0 (3,919 in 14 games)
5. 2009 278.5 (3,342 in 12 games)

Most Passes Attempted

1. 2009 37.0 (445 in 12 games)
2. 1997 36.5 (438 in 12 games)
- 2020 36.5 (219 in 6 games)
4. 2003 35.3 (423 in 12 games)
5. 2024 34.8 (453 in 13 games)

Most Passes Completed

1. 2003 24.8 (298 in 12 games)
2. 2020 23.8 (143 in 6 games)
3. 2004 23.7 (308 in 13 games)
4. 2009 22.5 (271 in 12 games)
5. 2011 22.4 (291 in 13 games)

Fewest Passes Completed (minimum 9 games)

1. 1954 4.2 (38 in 9 games)
2. 1955 4.3 (39 in 9 games)
3. 1978 4.4 (48 in 11 games)
4. 1960 4.7 (42 in 9 games)
5. 1953 4.9 (44 in 9 games)

Highest Completion Percentage (minimum 100 att.)

1. 2003 .704 (298-423)
2. 2002 .698 (309-443)
3. 2004 .686 (308-449)
4. 2011 .685 (291-425)
5. 2001 .656 (233-355)

Most Passes Had Intercepted

1. 1953 3.2 (29 in 9 games)
2. 1950 2.2 (20 in 9 games)
3. 1956 2.1 (19 in 9 games)
- 1959 2.1 (19 in 9 games)
- 1989 2.1 (19 in 9 games)

Fewest Passes Had Intercepted

1. 2021 3 (13 games)
2. 2000 4 (11 games)
3. 1995 6 (12 games)
4. 2019 7 (12 games)
5. 2012 7 (13 games)

DEFENSE

SCORING/TDS

Fewest Points Allowed

1. 1935 3.6 (32 in 9 games)
2. 1939 5.9 (59 in 10 games)
3. 1970 7.3 (88 in 12 games)
4. 1971 8.0 (96 in 12 games)
5. 1938 8.3 (83 in 10 games)
- 1967 8.3 (83 in 10 games)

Fewest Touchdowns Allowed

1. 1935 5 (9 games)
2. 1939 9 (10 games)
3. 1967 12 (10 games)
4. 1940 13 (9 games)
- 1970 13 (12 games)

Most Points Allowed

1. 2007 39.2 (470 in 12 games)
2. 2009 37.7 (452 in 12 games)
3. 1953 33.9 (305 in 9 games)
4. 2019 32.2 (386 in 12 games)
5. 2011 31.7 (412 in 13 games)

Most Touchdowns Allowed

1. 2007 64 (12 games)
2. 2009 60 (12 games)
3. 2011 56 (13 games)
4. 2018 54 (13 games)
5. 2004 51 (14 games)
- 2014 51 (13 games)

Fewest Rushing TDs Allowed

1. 1984 4 (11 games)
2. 1935 5 (9 games)
3. 2020 6 (6 games)
4. 1969 8 (11 games)
- 1992 8 (11 games)

Most Rushing TDs Allowed

1. 2009 33 (12 games)
2. 2007 31 (12 games)
- 2018 31 (13 games)
- 2019 31 (12 games)
4. 1977 27 (11 games)
- 2002 27 (14 games)
- 2010 27 (13 games)

Fewest Passing TDs Allowed

1. 1935 0 (9 games)
- 1939 0 (10 games)
- 1940 0 (9 games)
4. 1970 1 (12 games)
5. 1971 2 (12 games)

Most Passing TDs Allowed

1. 2014 37 (13 games)
2. 2011 34 (13 games)
3. 2007 31 (12 games)
4. 2009 26 (12 games)
5. 2012 26 (13 games)

TOTAL DEFENSE

Total Defense (Fewest Yards)

1. 1971 164.6 (1,975 in 12 games)
2. 1965 181.7 (1,817 in 10 games)
3. 1970 185.8 (2,044 in 11 games)
4. 1967 198.4 (1,984 in 10 games)
5. 1952 217.1 (1,954 in 9 games)

RUSHING

Fewest Rush Yards Allowed (minimum 9 games)

1. 2000 81.5 (897 in 11 games)
2. 1984 98.4 (1,181 in 12 games)
3. 2001 98.5 (1,182 in 12 games)
4. 1965 111.9 (1,119 in 10 games)
5. 1952 114.6 (1,031 in 9 games)

PASSING

Most Completions Allowed

1. 2012 23.8 (309 in 13 games)
2. 2015 23.5 (279 in 12 games)
3. 2014 22.5 (293 in 13 games)
4. 2011 22.0 (286 in 13 games)
5. 2010 21.9 (285 in 13 games)

Fewest Completions Allowed (minimum 9 games)

1. 1957 4.8 (44 in 9 games)
2. 1955 5.2 (47 in 9 games)
3. 1959 5.9 (53 in 9 games)
4. 1976 6.9 (76 in 11 games)
5. 1977 7.9 (87 in 11 games)

Most Pass Yards Allowed

1. 2014 291.7 (3,792 in 13 games)
2. 2012 290.1 (3,781 in 13 games)
3. 2011 268.8 (3,494 in 13 games)
4. 2015 259.7 (3,116 in 12 games)
5. 2019 257.25 (3,087 in 12 games)

Fewest Pass Yards Allowed (minimum 9 games)

1. 1963 63.2 (569 in 9 games)
2. 1971 64.7 (776 in 12 games)
3. 1965 69.8 (698 in 10 games)
4. 1966 70.4 (704 in 10 games)
5. 1970 71.3 (856 in 12 games)

Records include bowl games
Minimum 6 games played

Team Records - Season

DEFENSE

Most Sacks

1. 2021	39 (13 games)
2. 2023	39 (14 games)
3. 1992	37 (11 games)
4. 1984	35 (11 games)
2000	35 (11 games)

Most Tackles For Loss

1. 2000	114 (11 games)
2. 1992	105 (11 games)
3. 2022	95 (14 games)
4. 2001	90 (12 games)
2018	90 (13 games)

Most Interceptions

1. 1970	26 (12 games)
2. 1981	25 (12 games)
3. 1983	23 (11 games)
4. 1969	22 (11 games)
1984	22 (12 games)

Most Pass Breakups

1. 2015	71 (12 games)
2. 2002	68 (14 games)
3. 2022	67 (14 games)
4. 2023	63 (14 games)
5. 2021	62 (13 games)

TURNOVERS

Most Turnovers Forced

1. 1979	4.2 (46 in 11 games)
2. 1970	3.7 (44 in 12 games)
3. 1961	3.7 (37 in 10 games)
4. 1983	3.4 (37 in 11 games)
5. 2000	2.8 (31 in 11 games)

Most Turnovers

1. 1977	3.2 (35 in 11 games)
1975	3.2 (35 in 11 games)
1973	3.2 (35 in 11 games)
4. 5 Teams Tied With 3.1	

Best Turnover Ratio

1. 2000	+3.44 (31/9)
2. 1995	+3.17 (38/12)
3. 1983	+2.31 (37/16)
4. 1979	+2.30 (46/20)
5. 1954	+2.24 (38/17)

FUMBLES

Most Fumbles Recovered

1. 1979	2.5 (28 in 11 games)
2. 1961	2.4 (24 in 10 games)
3. 1973	2.1 (23 in 11 games)
4. 1972	1.9 (21 in 11 games)
5. 1971	1.8 (22 in 12 games)

Most Fumbles Lost

1. 1977	2.5 (27 in 11 games)
3. 1951	2.2 (22 in 10 games)
3. 1968	2.1 (21 in 10 games)
4. 1975	2.1 (23 in 11 games)
5. 1974	1.8 (20 in 11 games)

Fewest Fumbles Lost (minimum 6 games)

1. 1991	4 (11 games)
2. 2015	4 (12 games)
3. 2021	4 (13 games)
4. 2000	5 (11 games)
2016	5 (13 games)

SPECIAL TEAMS

PUNTING/PUNT RETURNS

Most Punts

1. 1979	7.8 (86 in 11 games)
2. 1977	7.4 (81 in 11 games)
3. 1980	6.7 (74 in 11 games)
1978	6.7 (74 in 11 games)
5. 1998	6.5 (78 in 12 games)

Punting Average

1. 2007	45.2
2. 2003	42.9
3. 2019	42.7
4. 1996	42.6
5. 2006	41.1

Net Punting Average

1. 2003	40.7
2. 1996	40.1
3. 2007	39.5
4. 2019	38.7
5. 1968	38.3
2016	38.3

* Beginning in 2005, touchbacks counted against net punting avg.

Most Punt Returns

1. 1967	4.2 (42 in 10 games)
2. 1971	3.8 (46 in 12 games)
3. 1998	3.5 (42 in 12 games)
4. 1984	3.0 (36 in 12 games)
1997	3.0 (36 in 12 games)

Punt Return Yardage/Game

1. 1967	38.2 (382 in 10 games)
2. 2018	36.5 (474 in 13 games)
3. 1969	33.3 (366 in 11 games)
2002	33.3 (466 in 14 games)
5. 1997	30.8 (369 in 12 games)

Punt Return Average

1. 2003	16.0 (20/321)
2. 2002	14.6 (32/466)
3. 2018	13.2 (36/474)
4. 2024	13.0 (22/285)
5. 2011	12.0 (20/240)

KICKOFF RETURNS

Kickoff Returns

1. 2016	6.69 (87 in 13 games)
2. 2009	6.00 (72 in 12 games)
3. 2007	5.33 (64 in 12 games)
4. 2008	5.17 (62 in 12 games)
5. 2011	4.32 (56 in 13 games)

Kickoff Return Yardage/Game

1. 2009	127.5 (1527 in 12 games)
2. 2010	117.5 (1527 in 13 games)
3. 2008	105.5 (1266 in 12 games)
4. 2007	100.9 (1211 in 12 games)
5. 2012	90.0 (1170 in 13 games)

Kickoff Return Average

1. 1968	25.5 (30/764)
2. 2010	25.4 (58/1471)
3. 2021	24.9 (36/898)
4. 2024	24.1 (28/674)
5. 1993	22.7 (43/975)

FIELD GOALS

Most Field Goals

1. 1992	1.9 (21 in 11 games)
2. 2012	1.8 (24 in 13 games)
3. 2013	1.6 (19 in 12 games)
2015	1.6 (19 in 12 games)
1990	1.6 (18 in 11 games)
1999	1.6 (18 in 11 games)

Best Field Goal Percentage

1. 2005	100.0 (13-13)
2007	100.0 (13-13)
3. 2013	95.0 (19-20)
4. 2004	90.0 (9-10)
5. 1988	88.2 (15-17)

PENALTIES

Most Penalties

1. 2021	10.0 (130 in 13 games)
2. 2020	9.6 (58 in 6 games)
3. 1951	9.3 (93 in 10 games)
4. 2001	8.6 (103 in 12 games)
5. 2009	8.1 (97 in 12 games)

Fewest Penalties

1. 1980	3.8 (42 in 11 games)
1986	3.8 (42 in 11 games)
3. 1983	4.0 (44 in 11 games)
1999	4.0 (44 in 11 games)
5. 1968	4.6 (46 in 10 games)

Most Yards Penalized

1. 2021	90.2 (1172 in 13 games)
2. 1951	83.6 (836 in 10 games)
3. 2001	80.0 (960 in 12 games)
4. 2020	75.2 (451 in 6 games)
5. 2018	71.6 (931 in 13 games)

Fewest Yards Penalized (minimum 9 games)

1. 1964	33.0 (330 in 10 games)
2. 1963	36.2 (326 in 9 games)
3. 1999	35.3 (388 in 11 games)
4. 1962	39.3 (354 in 9 games)
5. 2000	41.8 (460 in 11 games)

STREAKS

Season and multi-season records

WINNING STREAKS

(all games)

1. 35, 1969-71
2. 12, 1967-68
12, 2000-01
4. 11, 2023
5. 10, 2014-15

(MAC games)

1. 16, 1969-72
2. 9, 1989-90
9, 2000-01
9, 2005-06
5. 9, 2023-24

(home games)

1. 17, 1969-71
17, 1999-2002
17, 2002-05
4. 14, 1988-90
5. 9, 2014-15

(home MAC games)

1. 13, 2002-05
2. 11, 1999-2002
11, 1988-90
4. 10, 1980-82
10, 1996-99

LOSING STREAKS

(all games)

1. 8, 1977-78

(home games)

1. 6, 1977-78

(home MAC games)

1. 8, 1958-61

CONSECUTIVE SHUTOUTS

(all games)

1. 4, 1930-32
4, 1929

SHUTOUTS IN A SEASON

1. 6, 1923

CONSECUTIVE GAMES NOT SHUT OUT

1. 123, 1998-2008
2. 111, 2009-17
3. 71, 2018-present
4. 58, 1986-91



Team Records - Game

OFFENSE

SCORING/TDS

Points

1. 88 vs. Davis & Elkins, 1951
2. 87 vs. Findlay, 1923
3. 71 vs. Texas Southern, 2023
4. 70 vs. Northern Illinois, 2007
5. 66 vs. Western Michigan, 2011
- 66 vs. Bowling Green, 2017
- 66 vs. VMI, 2018
8. 65 vs. Eastern Michigan, 2002
9. 63 vs. Eastern Michigan, 2015
- 63 vs. Nevada, 2018

Opponent Points

1. 145 by Detroit, 1917
2. 90 by Ohio Northern, 1917
3. 81 by Miami, 1953
4. 77 by Ohio State, 2022
5. 69 by Xavier, 1926
6. 65 by Northern Illinois, 2010
7. 63 by Minnesota, 2004
- 63 by Kansas, 2004
- 63 by Northern Illinois, 2011
- 63 by Western Michigan, 2011

Touchdowns

1. 13 vs. Davis & Elkins, 1951
2. 10 vs. Northern Illinois, 2007
- 10 vs. Texas Southern, 2023
3. 9 vs. Eastern Michigan, 2002
- 9 vs. Western Michigan, 2011
- 9 vs. Eastern Michigan, 2015
- 9 vs. Bowling Green, 2017
- 9 vs. VMI, 2018

Opponent Touchdowns

1. 21 by Detroit, 1917
2. 13 by Ohio Northern, 1917
3. 11 by Miami, 1953
- 11 by Ohio State, 2022
4. 10 by Xavier, 1926

Most Points - One Half

1. 50 vs. Texas Southern, 2023 (1st)
2. 48 vs. Davis & Elkins, 1951 (1st)
- 48 vs. Eastern Michigan, 2002 (1st)
4. 42 vs. Eastern Michigan, 2003 (1st)
- 42 vs. Villanova, 1967 (1st)
- 42 vs. Northern Illinois, 2007 (1st)
- 42 vs. Bowling Green, 2017 (2nd)
- 42 vs. VMI, 2018 (1st)

Most Opp. Points - One Half

1. 49 by Kansas, 2004 (1st)
2. 42 by Ohio State, 1998 (1st)
- 42 by Boston College, 2002 (1st)
- 42 by Minnesota, 2004 (1st)
- 42 by Miami (Fla.), 2017 (2nd)
- 42 by Ohio State, 2022 (1st)
6. 37 by Purdue, 1994 (2nd)
- 37 by Ball State, 1977 (1st)
- 37 by N. Illinois, 2010 (2nd)
- 37 by Eastern Michigan, 2012 (2nd)

Most Points - One Quarter

1. 34 vs. Davis & Elkins, 1951 (1st)
2. 30 vs. Weber State, 2000 (2nd)
3. 28 vs. E. Michigan, 2003 (2nd)
- 28 vs. E. Michigan, 2002 (2nd)
- 28 vs. W. Michigan, 1998 (3rd)
- 28 vs. W. Michigan, 2004 (2nd)

- 28 vs. Western Illinois, 2005 (2nd)
- 28 vs. Eastern Michigan, 2012 (3rd)
- 28 vs. E. Michigan, 2015 (2nd, 3rd)
- 28 vs. Bowling Green, 2017 (3rd)
- 28 vs. Central Michigan, 2022 (2nd)

Most Opp. Points - One Quarter

1. 29 by McNeese St, 1988 (4th)
2. 28 by Boston College, 2002 (2nd)
- 28 by Kansas, 2004 (1st)
- 28 by Buffalo, 2007 (1st)
- 28 by CMU, 2009 (2nd)
- 28 by NIU, 2010 (3rd)
- 28 by Miami (Fla.), 2017 (4th)
- 28 by Ohio State, 2022 (1st)

Most Points in a Loss

1. 60 vs. NIU, 2011 (63-60)
2. 54 vs. Fresno State, 2008 (55-54)
3. 49 vs. E. Michigan, 2021 (52-49)
3. 45 vs. Marshall, 2002 (49-45)
4. 43 vs. Iowa State, 2006 (45-43)

Margin of Victory

1. 88 (88-0 vs. Davis & Elkins, 1951)
2. 87 (87-0 vs. Findlay, 1922)
3. 68 (71-3 vs. Texas Southern, 2023)
3. 63 (63-0 vs. Bowling Green, 1935)
- 63 (66-3 vs. VMI, 2018)
5. 55 (55-0 vs. Detroit, 1941)

Margin of Defeat

1. 145 (145-0 vs. Detroit, 1917)
2. 90 (90-0 vs. Ohio Northern, 1917)
3. 81 (81-0 vs. Miami, 1953)

TOTAL OFFENSE

Most Plays

1. 114 vs. Bowling Green, 1973
2. 105 vs. Massachusetts, 2015
3. 104 vs. Marshall, 1971
4. 103 vs. Tulsa, 1962
5. 101 vs. Western Michigan, 2011

Total Offense

1. 812 vs. Northern Illinois, 2007
2. 804 vs. Western Michigan, 2011
3. 685 vs. Buffalo, 2003
4. 672 vs. Eastern Michigan, 2021
4. 666 vs. New Hampshire, 2014

First Downs

1. 37 vs. Western Michigan, 2011
2. 36 vs. Western Michigan, 2004
3. 35 vs. Central Michigan, 2003
- 35 vs. Northern Illinois, 2007
5. 34 vs. New Hampshire, 2014
- 34 vs. Northern Illinois, 2020

First Downs by Rushing

1. 26 vs. Kent State, 1981
2. 25 vs. Tulsa, 1962
3. 24 vs. Central Michigan, 2003

First Downs by Passing

1. 21 vs. Northern Illinois, 2020
2. 19 vs. Miami, 1974
3. 18 vs. New Hampshire, 2014
- 18 vs. Buffalo, 2024
4. 17 vs. Western Michigan, 1971
- 17 vs. Iowa State, 2006
- 17 vs. Western Michigan, 2020
- 17 vs. Eastern Michigan, 2021

First Downs by Penalty

1. 8 vs. UMass, 2022
2. 6 vs. Bowling Green, 2018
3. 5 (8 times, last vs. Akron, 2024)

PASSING

Passing Yardage

1. 505 vs. BYU, 2016
2. 468 vs. Ball State, 2004
3. 467 vs. Buffalo, 2003
4. 461 vs. Pittsburgh, 2003
- 461 vs. Eastern Michigan, 2021

Passes Attempted

1. 67 vs. Purdue, 2009
2. 62 vs. Pittsburgh, 2003
3. 54 vs. Marshall, 1998
- 54 vs. Marshall, 1999
5. 53 vs. Syracuse, 2003
- 53 vs. Central Michigan, 2006

Passes Completed

1. 49 vs. Pittsburgh, 2003
2. 41 vs. Purdue, 2009
3. 39 vs. Iowa State, 2006
4. 33 vs. Ball State, 2003
- 33 vs. Purdue, 1992
- 33 vs. Michigan, 2008

Touchdown Passes

1. 6 vs. Buffalo, 2003
- 6 vs. Ball State, 2004
- 6 vs. Kent State, 2022
3. 5 (13 times, last vs. WMU, 2018)

Passes Had Intercepted

1. 5 vs. Miami, 1985
- 5 vs. Ohio State, 1998
3. 4 vs. Buffalo, 2022
- 4 vs. Kent State, 1984
- 4 vs. Ball State, 1976
- 4 vs. Kent State, 1976

Opp. Passes Attempted

1. 66 by La. Tech, 1999
2. 65 by Miami, 1987
3. 64 by Colorado, 2009
- 64 by WMU, 2010
5. 63 by San Jose St., 1981

Opp. Passes Completed

1. 44 by La. Tech, 1999
2. 43 by San Jose St., 1981
- 43 by WMU, 2010
4. 38 by Nevada, 9/23/95
- 38 by Miami, 1987
- 38 by WMU, 2011

Opp. Passing Yards

1. 604 by La. Tech, 1996
2. 548 by WMU, 2011
3. 508 by La. Tech, 1999
4. 482 by Ohio State, 2022
5. 469 by BSU, 1993

Opp. Touchdown Passes

1. 8 by La. Tech, 1996
2. 7 by Western Michigan, 2011

RUSHING

Rushing Plays

1. 95 vs. Tulsa, 1962
2. 80 vs. Youngstown, 1961
3. 78 vs. Marshall, 1961
4. 76 vs. Kent State, 1981
5. 66 vs. Bowling Green, 1995

Net Yards Rushing

1. 496 vs. Bradley, 1950
2. 472 vs. Central Michigan, 1999
3. 466 vs. Wayne State, 1950
4. 463 vs. Davis & Elkins, 1951
5. 445 vs. Kent State, 1981

Opp. Net Yards Rushing

1. 456 by Tampa, 1974
2. 455 by Central Michigan, 1994
3. 447 by Central Michigan, 1977
4. 438 by Miami, 1960
5. 427 by Kent State, 1955

Opp. Rushing Plays

1. 77 by Central Michigan, 1975
2. 76 by Central Michigan, 1977
3. 75 by Kent State, 1978
4. 72 by Bowling Green, 1961
5. 71 by Bowling Green, 1980
- 71 by Miami, 1960

DEFENSE

TOTAL DEFENSE

Fewest Yards Allowed

1. 44 vs. Dayton, 1970
2. 45 vs. Detroit Tech, 1940
3. 49 vs. Northern Illinois, 1967

Fewest Plays Allowed

1. 41 by Liberty, 2022
2. 43 by Southern Illinois, 1963
3. 44 by Dayton, 1965
- 44 by Dayton, 1970

First Downs Allowed

1. 0 in 1941 by Detroit Tech
2. 2 in 1970 by Dayton
3. 3 in 1971 by Marshall

PASS DEFENSE

Fewest Yards Passing

1. 0 vs. Northern Illinois, 1974
- 0 vs. Eastern Michigan, 1974
- 0 vs. Dayton, 1970
- 0 vs. Villanova, 1964

Fewest Completions

1. 0 (accomplished four times)
5. 1 (accomplished eight times)

Passing First Downs Allowed

1. 0 (accomplished nine times)

RUSHING

Rushing First Downs Allowed

1. 0 vs. Detroit Tech, 1941
- 0 vs. Marshall, 1959
- 0 vs. Temple, 1961
- 0 vs. Villanova, 1964
- 0 vs. Kent State, 1964
- 0 vs. Ohio, 1967
- 0 vs. Dayton, 1970
- 0 vs. Northern Illinois, 1971
- 0 vs. Richmond, 1971
- 0 vs. Arkansas State, 2015

Rushing Yards Allowed

1. -109 vs. N. Illinois, 1967
2. -17 vs. Villanova, 1967
3. -14 vs. Arkansas State, 2015
4. -13 vs. Bowling Green, 1969
- 13 vs. Marshall, 1971



Team Records - Game

DEFENSE

Fewest Rushing Attempts

1. 16 vs. W. Michigan, 1999
2. 18 vs. Marshall, 2002
3. 20 vs. La. Tech, 1999
- 20 vs. Central Michigan, 2015
- 20 vs. Liberty, 2022

Most Sacks

1. 7 vs. Western Michigan, 2010
2. 6 vs. Bowling Green, 2013
- 6 vs. Arkansas State, 2015
- 6 vs. Central Michigan, 2018
- 6 vs. Western Michigan, 2022

Most Tackles For Loss

1. 14 vs. Kansas, 2006
2. 13 vs. Western Michigan, 2010
- 13 vs. Buffalo, 2018
- 13 vs. Central Michigan, 2018

SPECIAL TEAMS

PUNTING

Most Punts

1. 15 vs. Arizona State, 1979
2. 12 vs. Kansas, 2006
3. 11 (six times)

Punt Yardage

1. 617 vs. Arizona State, 1979
2. 484 vs. Kansas, 2006
3. 441 vs. East Carolina, 1977
4. 420 vs. Kansas, 2007

Punting Average (minimum 4 attempts)

1. 56.5 vs. Central Florida, 1997
2. 53.8 vs. Western Michigan, 2007
3. 52.0 vs. Bowling Green, 1990
- 52.0 vs. Colorado State, 2019
5. 51.8 vs. Central Michigan, 2007

Opp. Most Punts

1. 15 by Central Michigan, 2018
2. 14 by Western Michigan, 2022
3. 13 by Marshall, 1971
- 13 by Villanova, 1969
- 13 by Northern Illinois, 1967

Opp. Punt Yardage

1. 592 by Western Michigan, 2022
2. 545 by Central Michigan, 2018
3. 501 by Villanova, 1969
4. 499 by Marshall, 1971
5. 478 by Ball State, 2022

Opp. Punt Average (minimum 4 attempts)

1. 54.0 by Kentucky, 2019
2. 52.9 by Massachusetts, 2021
3. 51.6 by Ohio State, 1998
4. 50.8 by Western Kentucky, 2024
5. 50.1 by Northern Illinois, 2001

PLACE KICKING

Most Field Goals Made

1. 6 vs. Northern Illinois, 1992
2. 5 vs. Ball State, 1989
- 5 vs. Eastern Illinois, 2000
- 5 vs. Cincinnati, 2012

Most PATs Made

1. 10 vs. Davis & Elkins, 1951
- 10 vs. Northern Illinois, 2007
3. 9 vs. Western Michigan, 2011
- 9 vs. Eastern Michigan, 2015
- 9 vs. VMI, 2018
- 9 vs. Nevada, 2018
7. 8 (7 times, last vs. Kent State, 2018)

PUNT RETURNS

Punt Returns

1. 10 vs. Northern Illinois, 1967
- 10 vs. Marshall, 1971
3. 8 vs. Marshall, 1970
- 8 vs. Bowling Green, 1968
- 8 vs. Akron, 1997
- 8 vs. Massachusetts, 1999
- 8 vs. Central Michigan, 2018

Punt Return Yardage

1. 123 vs. Dayton, 1963
2. 113 vs. W. Michigan, 2002
3. 109 vs. Bowling Green, 2002
4. 104 vs. Central Michigan, 2018
5. 103 vs. Kent State, 2018

KICKOFF RETURNS

Kickoff Returns

1. 11 vs. Miami, 1954
2. 10 vs. Northern Illinois, 2011
3. 9 (5 times)

Kickoff Return Yardage

1. 235 vs. CMU, 2010
2. 226 vs. NIU, 2010
3. 207 vs. NIU, 2011
4. 192 vs. Ohio, 1968
5. 188 vs. Iowa State, 2007

TURNOVERS

Most Turnovers Caused

1. 10 vs. Ball State, 1984
2. 7 vs. Ohio, 1985
- 7 vs. W. Reserve, 1950
- 7 vs. Marshall, 1970
- 7 vs. Cincinnati, 1995
- 7 vs. Northern Illinois, 1998

FUMBLES

Most Fumbles

1. 7 in 1977 vs. Central Michigan
2. 6 in 1968 vs. Kent State
- 6 in 1972 vs. Miami
- 6 in 1981 vs. Ohio
- 6 in 1982 vs. Kent
- 6 in 1990 vs. Arkansas State
- 6 in 1996 vs. Western Michigan

Most Fumbles Lost

1. 6 in 1972 vs. Miami

Opp. Most Fumbles Lost

1. 5 (six times)

INTERCEPTIONS

Pass Interceptions

1. 7 vs. Western Reserve, 1950
- 7 vs. Ohio, 1985
3. 6 (Five times - last vs. Northern Illinois, 1998)

Interception Return Yards

1. 152 in 2006 vs. Kansas
2. 120 in 1960 vs. Miami
3. 105 in 1984 vs. Ball State
4. 100 in 2008 vs. Michigan
- 100 in 2024 vs. Pittsburgh
5. 98 in 2005 vs. W. Illinois



The Rockets held Villanova to minus-17 yards rushing, the second-lowest total in team history, in a 52-6 victory in 1967.



Individual Records - Rushing

CAREER RUSHING

Rushing Yards (2000+)

1. Kareem Hunt (2013-16)	4,945
2. Chester Taylor (1998-2001)	4,849
3. Wasean Tait (1993-98)	4,338
4. Bryant Koback (2018-21)	4,026
5. Terry Swanson (2014-17)	3,601
6. Trinity Dawson (2002-05)	3,474
7. David Fluellen (2010-13)	3,336
8. Jalen Parmele (2004-07)	3,119
9. Casey McBeth (1991-94)	2,719
10. DaJuane Collins (2006-09)	2,588
11. Steve Morgan (1981-84)	2,540
12. Kelvin Farmer (1983-86)	2,483
13. Roland Moss (1966-68)	2,421
14. Morgan Williams (2008-11)	2,412
15. Adonis Thomas (2008-11)	2,360
16. Joe Schwartz (1970-72)	2,337
17. Mike Alston (1976-79)	2,180
18. Neil Trotter (1987-90)	2,168
19. Shakif Seymour (2016-20)	2,135

Rushing Attempts

1. Wasean Tait (1993-98)	837
2. Chester Taylor (1998-2001)	834
3. Kareem Hunt (2013-16)	782
4. Bryant Koback (2018-21)	679
5. Trinity Dawson (2002-05)	674
6. Roland Moss (1966-68)	655
7. Steve Morgan (1981-84)	638
8. Gene Swick (1972-75)	631
9. Terry Swanson (2014-17)	614
10. Jalen Parmele (2004-07)	589

Rushing Average

(minimum 200 attempts)

1. Kareem Hunt (2013-16)	6.32
2. Art Thompkins (2016-18)	6.18
Adonis Thomas (2008-11)	6.18
4. David Fluellen (2010-13)	5.95
Peny Boone (2022-23)	5.95
6. Bryant Koback (2018-21)	5.93
7. Terry Swanson (2014-17)	5.86
8. Chester Taylor (1998-2001)	5.81
9. DaJuane Collins (2006-09)	5.77
10. Jacques Stuart (2019-pres.)	5.51

100-Yard Rushing Games

1. Kareem Hunt (2013-16)	28
2. Chester Taylor (1998-2001)	27
3. Wasean Tait (1993-98)	18
4. Trinity Dawson (2002-05)	15
Terry Swanson (2014-17)	15
6. Bryant Koback (2018-21)	14
7. David Fluellen (2010-13)	13
8. Roland Moss (1966-68)	11
Jalen Parmele (2004-07)	11
Adonis Thomas (2008-11)	11

200-Yard Rushing Games

1. Chester Taylor (1998-2001)	4
David Fluellen (2010-13)	4
Kareem Hunt (2013-16)	4
4. Wasean Tait (1993-98)	3
Bryant Koback (2018-21)	3
6. Kelvin Farmer (1983-86)	2
Emerson Cole (1947-49)	2

Rushing Touchdowns

1. Chester Taylor (1998-2001)	56
2. Bryant Koback (2018-21)	45
3. Kareem Hunt (2013-16)	44
4. Wasean Tait (1993-98)	38
5. Joe Schwartz (1970-72)	35

Consecutive 100-Yard Rushing Games

1. Wasean Tait (1995)	12
Kareem Hunt (2013-15)	12
3. Jalen Parmele (2007)	7
4. David Fluellen (2012)	6
David Fluellen (2013)	6
Bryant Koback (2021)	6
7. Roland Moss (1968)	5
Kelvin Farmer (1986)	5
Arnold Smiley (1981)	5
Adonis Thomas (2011)	5

Rushing Yards By a Quarterback

1. Dequan Finn (2019-22)	1,840
2. Ryan Huzjak (1993-96)	1,539
3. Jim Kelso (1980-83)	1,235
4. Maurice Hall (1978-81)	1,231
5. Kevin Meger (1989-92)	1,161

SEASON RUSHING

Rushing Yards (1,000+)

1. Wasean Tait (1995)	2,090
2. Kareem Hunt (2014)	1,631
3. Chester Taylor (2001)	1,620
4. Kelvin Farmer (1986)	1,532
5. Jalen Parmele (2007)	1,511
6. David Fluellen (2012)	1,498
7. Kareem Hunt (2016)	1,475
8. Chester Taylor (2000)	1,470
9. Bryant Koback (2021)	1,400
Peny Boone (2023)	1,400
11. Terry Swanson (2017)	1,363
12. Trinity Dawson (2005)	1,294
13. Steve Morgan (1984)	1,291
14. Dwayne Harris (1997)	1,278
15. Bryant Koback (2019)	1,187
16. Chester Taylor (1999)	1,176
17. Emerson Cole (1949)	1,172
18. Roland Moss (1968)	1,145
19. Jalen Parmele (2006)	1,131
20. Joe Schwartz (1971)	1,130
21. David Fluellen (2013)	1,121
22. Adonis Thomas (2010)	1,098
23. Arnold Smiley (1981)	1,063
24. Casey McBeth (1994)	1,053

Rushing Attempts

1. Wasean Tait (1995)	370
2. Steve Morgan (1984)	336
3. Kelvin Farmer (1986)	299
Chester Taylor (2001)	299
5. Jalen Parmele (2007)	276
6. Roland Moss (1968)	267
7. Kareem Hunt (2016)	262
8. David Fluellen (2012)	259
9. Dwayne Harris (1997)	254
10. Chester Taylor (2000)	250

Average Yards Per Carry

1. Kareem Hunt (2014) 205/1,631	7.96
2. Jim Hays (1950) 74/572	7.73
3. Emerson Cole (1949) 160/1162	7.26
4. Peny Boone (2023) 194/1400	7.21
5. Bryant Koback (2021)	6.73
6. David Fluellen (2013) 167/1121	6.71
7. Jim Hays (1949) 43/286	6.65
8. Terry Swanson (2014) 113/732	6.48
9. Chester Taylor (1999) 182/1176	6.46
10. Terry Swanson (2015) 143/923	6.45

100-Yard Games

1. Wasean Tait (1995)	12
2. Chester Taylor (2000)	10
Kareem Hunt (2014)	10
4. Roland Moss (1968)	8
Chester Taylor (2001)	8
Kareem Hunt (2016)	8
Terry Swanson (2017)	8
Peny Boone (2023)	8
9. Dwayne Harris (1997)	7
Chester Taylor (1999)	7
Trinity Dawson (2005)	7
Jalen Parmele (2007)	7
David Fluellen (2012)	7
Bryant Koback (2021)	7

Quickest to 1,000 Yards

1. Wasean Tait (1995)	25 Qtrs.
2. Dwayne Harris (1997)	26 Qtrs.
3. Kareem Hunt (2014)	27 Qtrs.
4. David Fluellen (2013)	28 Qtrs.
5. Kelvin Farmer (1986)	31 Qtrs.

Rushing Touchdowns

1. Wasean Tait (1995)	24
2. Chester Taylor (2001)	21
3. Chester Taylor (2000)	18
Joe Schwartz (1971)	18
5. Kelvin Farmer (1986)	16
Kareem Hunt (2014)	16

Rushing Yards By a Quarterback

1. Dequan Finn (2022)	631
2. Jim Kelso (1981)	564
3. Dequan Finn (2023)	563
4. Maurice Hall (1979)	549
5. Ryan Huzjak (1994)	537
6. Dequan Finn (2021)	505
7. Bruce Gradkowski (2003)	504
8. Mitchell Guadagni (2018)	428
9. Terrance Owens (2012)	395
10. Tucker Gleason (2024)	364

Rushing Yards By a Duo

1. Tait/Huzjak (1995)	2,516
(Tait-2,090, Huzjak-426)	
2. Hunt/Swanson (2014)	2,363
(Hunt-1,631, Swanson-732)	
3. Taylor/McCray (2001)	2,177
(Taylor-1,620, McCray-557)	
4. Parmele/Collins (2007)	2,147
(Parmele-1,511, Collins-636)	
5. Swanson/Seymour (2017)	2,065
(Swanson-1,363, Seymour-702)	

Individual Records - Rushing

SEASON RUSHING

Rushing Yards By a Freshman

1. Morgan Williams (2008)	1,010
2. Bryant Koback (2018)	917
3. Troy Parker (1990)	879
4. Kareem Hunt (2013)	866
5. Astin Martin (2002)	785

Rushing Yards By a Sophomore

1. Kareem Hunt (2014)	1,631
2. Bryant Koback (2019)	1,187
3. Chester Taylor (1999)	1,176
4. Arnold Smiley (1981)	1,013
5. Trinity Dawson (2003)	999

Rushing Yards By a Junior

1. Wasean Tait (1995)	2,090
2. David Fluellen (2012)	1,498
3. Chester Taylor (2000)	1,470
4. Bryant Koback (2021)	1,400
Peny Boone (2023)	1,400

Rushing Yards By a Senior

1. Chester Taylor (2001)	1,620
2. Kelvin Farmer (1986)	1,532
3. Kareem Hunt (2016)	1,512
4. Jalen Parmele (2007)	1,511
5. Terry Swanson (2017)	1,363

GAME RUSHING

Yards Rushing (200+)

1. Morgan Williams vs. Miami (2008)	330
2. Casey McBeth vs. Akron (1994)	304
3. Asa Jenkins vs. Davis & Elkins (1951)	289
4. Kareem Hunt vs. Arkansas St. (2014)*	271*
5. Kareem Hunt vs. BGSU (2014)	265
6. Bryant Koback vs. EMU (2019)	259
7. Jalen Parmele vs. Ohio (2007)	241
8. Emerson Cole vs. N. Dakota (1949)	230
Chester Taylor vs. N. Illinois (2000)	230
10. David Fluellen vs. Buffalo (2012)	228
Bryant Koback vs. Colo. St. (2019)	228
12. Wasean Tait vs. BGSU (1995)	224
13. Arnold Smiley vs. Kent St. (1981)	221
14. David Fluellen vs. WMU (2013)	220
15. Wasean Tait vs. Ohio (1995)	219
16. Chester Taylor vs. CMU (1999)	218
17. Tony Harris vs. Villanova (1969)	217
18. Adonis Thomas vs. WMU (2011)	216
19. David Fluellen vs. WMU (2012)	213
20. Peny Boone vs. WMU (2023)	211
21. Kelvin Farmer vs. Ohio (1986)	210
22. Roland Moss vs. Richmond (1968)	209
Chester Taylor vs. BGSU (1999)	209
24. Mike Alston vs. Kent State (1977)	208
25. Joe Schwartz vs. E. Carolina (1971)	206
Emerson Cole vs. N.H. (1949)	206
27. Troy Parker vs. N. Illinois (1990)	205
Neil Trotter vs. Kent State (1990)	205
29. Dwayne Harris vs. CMU (1997)	203
Chester Taylor vs. WMU (2001)	203
Steve Cowan vs. NIU (1991)	203
Bryant Koback vs. Ohio (2021)	203
33. Wasean Tait vs. Akron (1995)	202
34. Steve Morgan vs. BSU (1983)	201
35. Kelvin Farmer vs. EMU (1986)	200
David Fluellen vs. BSU (2012)	200
Kareem Hunt vs. WMU (2016)	200

Rushing Attempts

1. Wasean Tait vs. Ohio (1995)	44
2. Wasean Tait vs. BGSU (1995)	41
3. Troy Parker vs. N. Illinois (1990)	40
4. Steve Morgan vs. N. Illinois (1982)	39
5. Kelvin Farmer vs. Ohio (1986)	38
Chester Taylor vs. Navy (2001)	38
Jalen Parmele vs. Ohio (2007)	38
8. Kelvin Farmer vs. BGSU (1986)	37
Arnold Smiley vs. KSU (1981)	37
Roland Moss vs. Richmond (1968)	37

Average Yards Per Attempt (minimum 5 attempts)

1. Asa Jenkins vs. Davis & Elkins (1951)	20.6
2. Tavares Bolden vs. CMU (1999)	19.2
3. Jim Hays vs. Wayne State (1950)	17.6
4. Bob Halgas vs. Wayne State (1950)	15.4
5. Emerson Cole vs. N. Dakota (1949)	15.3
6. Adonis Thomas vs. NIU (2010)	15.2
7. Tavares Bolden vs. Cinc. (2001)	14.1
8. Tony Harris vs. Villanova (1969)	12.8
Adonis Thomas vs. N. Hamp (2011)	12.8
10. Dwayne Harris vs. Akron (1995)	12.2
John Schneider vs. Villanova (1967)	12.2

Longest Run From Scrimmage

1. Ben Tombaugh vs. Austin Peay (1988)	95
2. Jalen Parmele vs. Ball State (2006)	92
3. Kareem Hunt vs. Bowling Green (2014)	91
4. Terry Swanson vs. EMU (2015)	90
5. Jim Gray vs. Bowling Green (1963)	88
Terry Swanson vs. KSU (2015)	88
Art Thompkins vs. BGSU (2017)	88
8. Adonis Thomas vs. FIU (2010)	87
9. Morgan Williams vs. Miami (2008)	86
10. Willis Bell vs. CMU (1978)	84

Longest Touchdown Run

1. Ben Tombaugh vs. Austin Peay (1988)	95
2. Jalen Parmele vs. Ball State (2006)	92
3. Kareem Hunt vs. Bowling Green (2014)	91
4. Art Thompkins vs. BGSU (2017)	88
5. Adonis Thomas vs. FIU (2010)	87

Rushing Yards By a Quarterback (100+)

1. Dequan Finn vs. UMass (2023)	172
2. Maurice Hall vs. BGSU (1979)	142
3. Mitchell Guadagni vs. EMU (2018)	134
4. Mitchell Guadagni vs. Nevada (2018)	131
5. Maurice Hall vs. Kent St. (1979)	127
6. Maurice Hall vs. Kent St. (1978)	127
7. Mitchell Guadagni vs. Colo. St. (2019)	119
8. Tavares Bolden vs. CMU (1999)	115
9. Jim Kelso vs. Ball State (1981)	113
10. Aaron Opelt vs. Colorado (2009)	109

11. Tucker Gleason vs. BGSU (2022) 106 Dequan Finn vs. Ball St. (2021) 106

Rushing Yards By a Duo

1. K. Hunt/D. Jones-Moore (Jan., 2015)	374
(Hunt-271, Jones-Moore 103; vs. Arkansas State)	
2. M. Williams/A. Thomas (2008)	370
(Williams-330, Thomas-40; vs. Miami)	
3. McBeth/Mays (1994)	340
(McBeth-304, Mays-36; vs. Akron)	
4. Taylor/Bolden (1999)	333
(Taylor-218, Bolden-115; vs. CMU)	
Smiley/Hall (1981)	333
(Smiley-221, Hall-112; vs. Kent State)	

Rushing Touchdowns

1. Gib Stick vs. Findlay (1923)	5
Joe Schwartz vs. Kent State	5
Kareem Hunt vs. Arkansas St. (2014)*	5
Shakif Seymour vs. BGSU (2017)	5

Rushing Yards By a Freshman

1. Morgan Williams vs. Miami (2008)	330
2. Troy Parker vs. NIU (1990)	205
3. Bryant Koback vs. Kent State (2018)	192
4. Kareem Hunt vs. Buffalo (2013)	186
5. Skip McCulley vs. Marshall (1976)	172

Rushing Yards By a Sophomore

1. Kareem Hunt vs. Arkansas St. (2014)*	271
2. Kareem Hunt vs. BGSU (2014)	265
3. Bryant Koback vs. EMU (2019)	259
4. Bryant Koback vs. EMU (2019)	228
5. Arnold Smiley vs. Kent State (1981)	221

Rushing Yards By a Junior

1. Chester Taylor vs. NIU (2000)	230
2. David Fluellen vs. Buffalo (2012)	228
3. Wasean Tait vs. BGSU (1995)	224
4. Wasean Tait vs. Ohio (1995)	219
5. Tony Harris vs. Villanova (1969)	217

Rushing Yards By a Senior

1. Casey McBeth vs. Akron (1994)	304
2. Asa Jenkins vs. Davis & Elkins (1951)	289
3. Jalen Parmele vs. Ohio (2007)	241
4. Emerson Cole vs. North Dakota (1949)	230
5. David Fluellen vs. WMU (2013)	220

Rushing Yards In a Half

1. Jalen Parmele vs. Ohio (2007/2nd)	194
2. Morgan Williams vs. Miami (2008/1st)	191
3. Wasean Tait vs. Akron (1995/1st)	190
4. Chester Taylor vs. CMU (1999/1st)	177
5. Dwayne Harris vs. CMU (1997/1st)	171

*2014 Season (Jan. 4, 2015)



Kareem Hunt rushed for 265 yards vs. Bowling Green in 2014.

ROCKET RECORD BOOK

Individual Records - Passing

CAREER PASSING

Passing Yardage

1. Logan Woodside (2013-17).....	10,514
2. Bruce Gradkowski (2002-05).....	9,225
3. Terrance Owens (2010-13).....	8,203
4. Gene Swick (1972-75).....	7,266
5. Dequan Finn (2019-23).....	7,074
6. Ryan Huzjak (1993-96).....	6,926
7. Aaron Opelt (2006-09).....	6,804
8. Kevin Meger (1989-92).....	6,023
9. Chris Wallace (1995-98).....	5,454
10. Tavares Bolden (1999-2001).....	5,417

Passing Attempts

1. Logan Woodside (2013-17).....	1,166
2. Bruce Gradkowski (2002-05).....	1,123
3. Aaron Opelt (2006-09).....	1,074
4. Ryan Huzjak (1993-96).....	1,067
5. Terrance Owens (2010-13).....	1,061
6. Gene Swick (1972-75).....	938
7. Dequan Finn (2019-23).....	895
8. Kevin Meger (1989-92).....	892
9. Chris Wallace (1995-98).....	848
10. Tavares Bolden (1999-2001).....	831

Pass Completions

1. Bruce Gradkowski (2002-05).....	766
2. Logan Woodside (2013-17).....	759
3. Terrance Owens (2010-13).....	679
4. Aaron Opelt (2006-09).....	625
5. Ryan Huzjak (1993-96).....	600
6. Gene Swick (1972-75).....	556
7. Dequan Finn (2019-23).....	539
8. Tavares Bolden (1999-2001).....	498
9. Kevin Meger (1989-92).....	465
10. Chris Wallace (1995-98).....	454



Logan Woodside finished his career as the all-time leading passer at Toledo with 10,514 yards.

Pass Completion Percentage (minimum 400 attempts)

1. Brian Jones (2001-02).....	68.9
2. Bruce Gradkowski (2002-05).....	68.2
3. Logan Woodside (2013-17).....	65.1
Austin Dantin (2009-12).....	65.1
5. Terrance Owens (2010-13).....	64.0
6. Dequan Finn (2019-23).....	60.2
7. Mitchell Guadagni (2016-19).....	60.1
8. Tavares Bolden (1999-2001).....	59.9
9. Gene Swick (1972-75).....	59.3
10. Aaron Opelt (2006-09).....	57.7

Touchdown Passes

1. Logan Woodside (2013-17).....	93
2. Bruce Gradkowski (2002-05).....	85
3. Terrance Owens (2010-13).....	63
Dequan Finn (2019-23).....	63
5. Ryan Huzjak (1993-96).....	52
6. Aaron Opelt (2006-09).....	46
7. Chuck Ealey (1969-71).....	45
8. Chris Wallace (1995-97).....	44
9. Gene Swick (1972-75).....	43
10. Tucker Gleason (2021-pres.).....	36

Passes Had Intercepted

1. Gene Swick (1972-75).....	44
2. A.J. Sager (1983-86).....	39
3. Jim Kelso (1980-83).....	36
4. Kevin Meger (1989-92).....	34
5. Ryan Huzjak (1993-96).....	31
6. John Schneider (1965-67).....	30
7. Chuck Ealey (1969-71).....	29
Sam Tisci (1955-57).....	29
Aaron Opelt (2006-09).....	29
10. Bruce Gradkowski (2002-05).....	27

Passing Efficiency (Yds per att x 8.4) + (completion %) + (TD % x 3.3) - (Int. % x 2) (minimum 400 attempts)

1. Logan Woodside (2013-17).....	162.87
2. Bruce Gradkowski (2002-05).....	157.40
3. Mitchell Guadagni (2016-19).....	156.62
4. Brian Jones (2001-02).....	149.45
5. Terrance Owens (2010-13).....	147.57
6. Dequan Finn (2019-23).....	144.71
7. Austin Dantin (2009-12).....	135.54
8. Tucker Gleason (2021-pres.).....	133.75
9. Philip Ely (2014-15).....	133.46
10. Chuck Ealey (1969-71).....	131.79

Passing Yards Per Attempt

1. Logan Woodside (2013-17).....	9.0
2. Mitchell Guadagni (2016-19).....	8.7
3. Bruce Gradkowski (2002-05).....	8.2
4. Terrance Owens (2010-13).....	8.0
5. Dequan Finn (2019-23).....	7.9
6. Gene Swick (1972-75).....	7.7
7. Chuck Ealey (1969-71).....	7.6
8. Philip Ely (2014-2015).....	7.4
9. Tucker Gleason (2021-2024).....	7.2
10. Austin Dantin (2009-12).....	7.1

Touchdown Pass Percentage

1. Mitchell Guadagni (2016-19).....	8.5%
2. Logan Woodside (2013-17).....	8.0%
3. Bruce Gradkowski (2002-05).....	7.5%
4. Dequan Finn (2019-23).....	7.0%
5. Chuck Ealey (1969-71).....	6.5%
6. Tucker Gleason (2021-pres.).....	6.3%
7. Terrance Owens (2010-13).....	6.1%
8. Philip Ely (2014-2015).....	5.7%
9. Maurice Hall (1978-81).....	5.3%
10. Austin Dantin (2009-12).....	5.3%

Pass Interception Avoidance

1. Tavares Bolden (1998-2001).....	2.0%
2. Logan Woodside (2013-17).....	2.1%
Tucker Gleason (2021-pres.).....	2.1%
4. Terrance Owens (2010-13).....	2.2%
5. Chris Wallace (1995-98).....	2.2%

300-Yard Passing Games

1. Logan Woodside (2013-17).....	17
2. Bruce Gradkowski (2002-05).....	9
3. Aaron Opelt (2006-09).....	7
4. Brian Jones (2001-02).....	5
Philip Ely (2014-15).....	5

SEASON PASSING

Passing Yardage

1. Logan Woodside (2016).....	4,129
2. Logan Woodside (2017).....	3,882
3. Bruce Gradkowski (2004).....	3,518
4. Brian Jones (2002).....	3,446
5. Bruce Gradkowski (2003).....	3,210
6. Phillip Ely (2015).....	2,965
7. Chris Wallace (1997).....	2,955
8. Tucker Gleason (2024).....	2,808
9. Terrance Owens (2012).....	2,705
10. Dequan Finn (2023).....	2,657
11. Gene Swick (1975).....	2,487
12. Chris Wallace (1998).....	2,476
13. Bruce Gradkowski (2005).....	2,469
14. Tavares Bolden (2001).....	2,466
15. Logan Woodside (2014).....	2,263
16. Dequan Finn (2022).....	2,260
17. Gene Swick (1974).....	2,234
18. Gene Swick (1973).....	2,234
19. Terrance Owens (2013).....	2,230
20. Aaron Opelt (2008).....	2,176

Passes Attempted

1. Chris Wallace (1997).....	433
2. Brian Jones (2002).....	423
3. Logan Woodside (2016).....	418
4. Logan Woodside (2017).....	411
5. Phillip Ely (2015).....	403
6. Chris Wallace (1998).....	400
7. Bruce Gradkowski (2004).....	399
8. Bruce Gradkowski (2003).....	389
9. Tucker Gleason (2024).....	385
10. Aaron Opelt (2008).....	376

Passes Completed

1. Brian Jones (2002).....	297
2. Logan Woodside (2016).....	289
3. Bruce Gradkowski (2004).....	280
4. Bruce Gradkowski (2003).....	277
5. Logan Woodside (2017).....	264
6. Tucker Gleason (2024).....	233
7. Chris Wallace (1997).....	232
8. Phillip Ely (2015).....	226
9. Aaron Opelt (2008).....	225
10. Chris Wallace (1998).....	219

Pass Completion Percentage

1. Terrance Owens (2011).....	72.2%
2. Bruce Gradkowski (2003).....	71.2%
3. Brian Jones (2002).....	70.2%
Bruce Gradkowski (2004).....	70.2%
5. Logan Woodside (2016).....	69.1%
6. Eli Peters (2020).....	68.2%
7. Tavares Bolden (2001).....	67.1%
8. Austin Dantin (2010).....	66.1%
Lee Pete (1947).....	65.2%
10. Austin Dantin (2011).....	64.9%



Individual Records - Passing

Touchdown Passes

1. Logan Woodside (2016).....	45
2. Bruce Gradkowski (2003).....	29
Bruce Gradkowski (2005).....	29
4. Logan Woodside (2017).....	28
5. Bruce Gradkowski (2004).....	27
Chris Wallace (1997).....	27
7. Tucker Gleason (2024).....	24
8. Brian Jones (2002).....	23
Phillip Ely (2015).....	23
Dequan Finn (2022).....	23

Passes Had Intercepted

1. Bob Aubry (1950).....	18
2. Gene Swick (1973).....	17
3. A. J. Sager (1984).....	16
4. Mark Melfi (1989).....	15
Dennis Wilkie (1959).....	15
6. Jim Kelso (1982).....	14
John Schneider (1966).....	14
8. Kevin Meger (1991).....	13
Jeff Heppinstall (1976).....	13
Gene Swick (1974).....	13
Chuck Ealey (1971).....	13
Dan Simrell (1964).....	13

Passing Efficiency

(Yds per att x 8.4) + (completion %) + (TD % x 3.3) - (Int. % x 2)

1. Logan Woodside (2016).....	183.9
2. Terrance Owens (2011).....	169.2
3. Carter Bradley (2020).....	164.1
4. Bruce Gradkowski (2004).....	162.6
5. Logan Woodside (2017).....	162.2

Passing Yards Per Attempt

1. Eli Peters (2020).....	11.7
2. Logan Woodside (2016).....	9.9
3. Logan Woodside (2017).....	9.4
4. Mitchell Guadagni (2019).....	9.0
5. Terrance Owens (2011).....	8.8
Mitchell Guadagni (2018).....	8.8
7. Bruce Gradkowski (2004).....	8.5
8. Dequan Finn (2023).....	8.4
9. Bruce Gradkowski (2003).....	8.2
Chuck Ealey (1969).....	8.2
Dequan Finn (2021).....	8.2

Touchdown Pass Percentage

(minimum 100 attempts)

1. Mitchell Guadagni (2019).....	10.83%
2. Logan Woodside (2016).....	10.77%
3. Bruce Gradkowski (2005).....	8.7%
4. Austin Dantin (2011).....	8.0%
5. Terrance Owens (2010).....	7.9%
6. Terrance Owens (2011).....	7.8%
7. Bruce Gradkowski (2003).....	7.5%
8. Chuck Ealey (1969).....	7.4%
9. Dequan Finn (2022).....	7.3%
10. Dequan Finn (2021).....	7.2%

Pass Interception Avoidance

1. Dequan Finn (2021).....	0.8%
2. Terrance Owens (2011).....	1.3%
3. Tavares Bolden (2000).....	1.4%
4. Eli Peters (2020).....	1.5%
5. Mitchell Guadagni (2019).....	1.6%

GAME PASSING

Passing Yardage

1. Logan Woodside vs. BYU (2016).....	505
2. Bruce Gradkowski vs. Pitt (2003).....	461
Dequan Finn vs. E. Michigan (2021).....	461
4. Logan Woodside vs. Tulsa (2017).....	458
5. Bruce Gradkowski vs. BSU (2004).....	455
6. Logan Woodside vs. Ohio (2016).....	438
7. B. Gradkowski vs. Buffalo (2003).....	435
8. Carter Bradley vs. N. Illinois (2020).....	432
9. Aaron Opelt vs. Purdue (2009).....	423
10. Aaron Opelt vs. Ball State (2009).....	422
11. Dequan Finn vs. E. Michigan (2023).....	407
12. Terrance Owens vs. EMU (2012).....	401
13. Aaron Opelt vs. N. Illinois (2007).....	387
14. Jim Kelso vs. Wisconsin (1982).....	382
15. Chuck Ealey vs. W. Michigan (1971).....	381
16. Terrance Owens vs. EMU (2013).....	375
17. Tavares Bolden vs. Ohio (2001).....	374
18. Clint Cochran vs. Iowa St. (2006).....	367
19. Chris Wallace vs. Miami (1997).....	364
Gene Swick vs. CMU (1975).....	364

Passes Attempted

1. Aaron Opelt vs Purdue (2009).....	67
2. Bruce Gradkowski vs Pitt (2003).....	62
3. Chris Wallace vs. Marshall (1998).....	54
4. Tavares Bolden vs. Marshall (1999).....	53
5. Kevin Meger vs. Purdue (1992).....	52
Aaron Opelt vs. CMU (2006).....	52
Phillip Ely vs. Arkansas State (2015).....	52
8. B. Gradkowski vs. Syracuse (2003).....	50
Tavares Bolden vs. WMU (2000).....	50
Aaron Opelt vs. Michigan (2008).....	50
Tucker Gleason vs. Pitt (2024).....	50

Passes Completed

1. Bruce Gradkowski vs. Pitt (2003).....	49
2. Aaron Opelt vs. Purdue (2009).....	41
3. Clint Cochran vs. Iowa State (2006).....	39
4. Bruce Gradkowski vs. BSU (2003).....	33
Kevin Meger vs. Purdue (1992).....	33
Aaron Opelt vs. Michigan (2008).....	33
7. B. Gradkowski vs. Syracuse (2003).....	31
Tavares Bolden vs. Ohio (2001).....	31
Brian Jones vs. Pittsburgh (2002).....	31
Aaron Opelt vs. CMU (2006).....	31
Tucker Gleason vs. Akron (2024).....	31

Touchdown Passes

1. Bruce Gradkowski vs. Buff. (2003).....	6
Bruce Gradkowski vs. BSU (2004).....	6
Logan Woodside vs. Tulsa (2017).....	6
Dequan Finn vs. Kent State (2022).....	6
5. Logan Woodside vs. BYU (2016).....	5
Logan Woodside vs. EMU (2014).....	5
Chris Wallace vs. BGSU (1997).....	5
Chris Wallace vs. WMU (1998).....	5
Bruce Gradkowski vs. UTEP (2005).....	5
Aaron Opelt vs. Ball State (2009).....	5
Austin Dantin vs. NIU (2011).....	5
Austin Dantin vs. Akron (2012).....	5
Phillip Ely vs. Massachusetts (2015).....	5

Pass Completion Percentage

(minimum 10 attempts)

1. Dequan Finn vs. Texas Southern (2023)...	94.1 (16-17)
2. Terrance Owens vs. EMU (2011).....	92.4 (13-14)
3. B. Gradkowski vs. Buffalo (2003).....	92.0 (23-25)
4. Bruce Gradkowski vs. NIU (2003).....	88.8 (24-27)
5. B. Gradkowski vs. Liberty (2003).....	87.5 (14-16)
Austin Dantin vs. EMU (2011).....	87.5 (14-16)
7. Ryan Huzjak vs. Kent State (1994)...	86.7 (13-15)
Gene Swick vs. Dayton (1974).....	86.7 (13-15)
9. Bob Aubry vs. Wayne St. (1950).....	85.7 (12-14)
Austin Dantin vs. Temple (2011).....	85.7 (12-14)

Longest Pass Completion (all were TDs)

1. Logan Woodside to Jon'Vea Johnson.....	98
(vs. Ohio, 2016)	
2. Bruce Gradkowski to Kenny Higgins.....	96
(vs. Ball State, 2004)	
3. Mark Melfi to Jerry Evans.....	92
(vs. Central Michigan, 1987)	
4. Logan Woodside to Kishon Wilcher.....	89
(vs. Eastern Michigan, 2014)	
5. Logan Woodside to Dontae Johnson.....	89
(vs. Northern Illinois, 2017)	

Passing Yards In a Half

1. Bruce Gradkowski vs. BSU (2004/1st).....	341
2. Aaron Opelt vs. NIU (2007/1st).....	296
3. Bruce Gradkowski vs. EMU (2003/1st).....	289
4. Carter Bradley vs. NIU (2020/1st).....	285
5. B. Gradkowski vs. Buffalo (2003/1st).....	277
Bruce Gradkowski vs. WMU (2005/1st)...	277

Passes Completed In a Half

1. Bruce Gradkowski vs. Pitt (2003/2nd).....	30
2. Bruce Gradkowski vs. EMU (2003/1st).....	23
3. Aaron Opelt vs. Purdue (2009/1st).....	22
Bruce Gradkowski vs. BSU (2003/2nd).....	22
5. Bruce Gradkowski vs. WMU (2003/1st).....	20



Dequan Finn threw for 239 of his 461 yards in the second half vs. Eastern Michigan in 2021.



Individual Records - Receiving

CAREER RECEIVING

Receptions

1. Eric Page (2009-11)	306
2. Stephen Williams (2006-09)	229
3. Lance Moore (2001-04)	222
4. Steve Odom (2003-06)	216
5. Jerjuan Newton (2019-24)	206
6. Alonzo Russell (2012-15)	202
7. Bernard Reedy (2010-13)	195
8. Corey Jones (2013-16)	189
9. Dontà Greene (1999-2002)	188
10. Nick Moore (2005-08)	182
11. Cody Thompson (2014-2018)	181
12. Mel Long (1997-2000)	175
13. Don Fair (1969-71)	171
14. Carl Ford (1999-2002)	149
15. Diontae Johnson (2015-2018)	137
16. Brock Kreitzburg (1995-98)	134
17. Junior Vanderross (2022-pres.)	131
18. Rick Isaiah (1987-90)	126
19. John Ross (1972-74)	124
20. Jon'Vea Johnson (2015-2018)	123

Receiving Yards

1. Eric Page (2009-11)	3,446
2. Cody Thompson (2014-18)	3,312
3. Stephen Williams (2006-09)	3,102
4. Alonzo Russell (2012-15)	3,076
5. Jerjuan Newton (2019-24)	2,942
6. Lance Moore (2001-04)	2,776
7. Bernard Reedy (2010-13)	2,743
8. Steve Odom (2003-06)	2,631
9. Diontae Johnson (2015-18)	2,276
10. Corey Jones (2013-16)	2,236
11. Jon'Vea Johnson (2015-2018)	2,224
12. Don Fair (1969-71)	2,191
13. Mel Long (1997-2000)	2,188
14. Nick Moore (2005-08)	2,045
15. Dontà Greene (1999-2002)	1,979
16. Carl Ford (1999-2002)	1,966
17. Rick Isaiah (1987-90)	1,939
18. Don Seymour (1972-74)	1,758
19. Brock Kreitzburg (1995-98)	1,676
20. Junior Vanderross (2022-pres.)	1,639

Touchdown Receptions

1. Jerjuan Newton (2019-24)	32
2. Cody Thompson (2014-2018)	30
3. Lance Moore (2001-04)	25
Eric Page (2009-11)	25
5. Alonzo Russell (2012-15)	24
Diontae Johnson (2015-2018)	24
Jon'Vea Johnson (2015-2018)	24
8. Bernard Reedy (2010-13)	23
9. Michael Roberts (2013-16)	22
10. Mel Long, Jr. (1997-2000)	21
Stephen Williams (2006-09)	21
12. Steve Odom (2003-06)	19
13. Andrew Clarke (2001-05)	18
14. Don Seymour (1972-74)	17
Carl Ford (1999-2002)	17

Yards Per Reception Average (minimum 50 receptions)

1. Butch Hunyadi (1978-81)	20.2
2. Cody Thompson (2014-2018)	18.3
3. Jon'Vea Johnson (2015-2018)	18.1
4. Scott Resseguie (1973-76)	17.3
5. Capus Robinson (1980-83)	17.0
6. Al Baker (1969-71)	16.6
Diontae Johnson (2015-2018)	16.6
8. Don Seymour (1972-74)	16.1
9. Romauldo Brown (1988-90)	16.0
10. Eric Hutchinson (1984-87)	15.5

Consecutive Games With a Reception


1. Alonzo Russell (2012-15)	50
2. Steve Odom (2003-06)	49
3. Mel Long (1997-2000)	46
4. Eric Page (2009-11)	38
Bernard Reedy (2010-13)	38

Receptions By a Running Back

1. David Fluellen (2010-13)	80
2. Steve Morgan (1981-84)	79
3. Wasean Tait (1993-98)	76
4. Kareem Hunt (2013-16)	71
5. Trinity Dawson (2002-05)	69
6. Bryant Koback (2018-21)	66
7. Casey McBeth (1991-94)	63
Morgan Williams (2008-11)	63
Adonis Thomas (2008-11)	63
10. Chester Taylor (1998-2001)	61

Receptions By a Tight End

1. Jerry Evans (1987-90)	114
Chris Hopkins (2004-07)	114
3. Don Seymour (1972-74)	109
4. Chris Holmes (2001-04)	87
5. Andrew Clarke (2001-03)	80
6. Mike Bilik (1997-99)	75
7. Steve Rosi (1992-95)	72
Al Baker (1969-71)	72
9. John Allen (2005-08)	70
Michael Roberts (2013-16)	70



Diontae Johnson holds the Toledo record with 1,278 receiving yards in a season.



Eric Page is Toledo's all-time leader in career receptions (306) and receiving yards (3,446).

Individual Records - Receiving

SEASON RECEIVING

Receptions

1. Eric Page (2011).....	125
2. Lance Moore (2003).....	103
3. Eric Page (2010).....	99
4. Lance Moore (2004).....	90
5. Bernard Reedy (2012).....	88
6. Junior Vanderross (2024).....	85
7. Eric Page (2009).....	82
8. Don Fair (1970).....	81
9. Carl Ford (2002).....	79
Stephen Williams (2009).....	79
11. Nick Moore (2008).....	78
12. John Ross (1974).....	77
13. Diontae Johnson (2017).....	74
14. Stephen Williams (2007).....	73
15. Jerjuan Newton (2024).....	72
16. Stephen Williams (2008).....	71
17. Corey Jones (2014).....	68
18. Corey Jones (2016).....	66
19. Cody Thompson (2016).....	64
20. Donta' Greene (2002).....	63

Receiving Yards

1. Diontae Johnson (2017).....	1,278
2. Cody Thompson (2016).....	1,269
3. Lance Moore (2003).....	1,194
4. Lance Moore (2004).....	1,189
5. Eric Page (2011).....	1,182
6. Stephen Williams (2007).....	1,169
7. Eric Page (2009).....	1,159
8. Bernard Reedy (2012).....	1,113
9. Eric Page (2010).....	1,105
10. Stephen Williams (2009).....	1,065
11. Carl Ford (2002).....	1,062
12. Jerjuan Newton (2024).....	1,048
13. Alonzo Russell (2012).....	960
14. Junior Vanderross (2024).....	957
15. Don Fair (1970).....	949
16. Jeff Calabrese (1972).....	886
John Ross (1974).....	886
18. Corey Jones (2014).....	842
19. Bernard Reedy (2013).....	840
20. Steve Odom (2003).....	838

Touchdown Receptions

1. Michael Roberts (2016).....	16
2. Lance Moore (2004).....	14
3. Diontae Johnson (2017).....	13
4. Cody Thompson (2016).....	11
Jerjuan Newton (2024).....	11
6. Eric Page (2011).....	10
Jon'Vea Johnson (2016).....	10
Cody Thompson (2018).....	10
9. Lance Moore (2003).....	9
Don Seymour (1973).....	9
Carl Ford (2002).....	9
Bernard Reedy (2011).....	9
Jon'Vea Johnson (2018).....	9
Jerjuan Newton (2022).....	9
Jerjuan Newton (2023).....	9

Yards Per Reception Average (minimum 10 receptions)

1. Rod Achter (1980).....	26.9 (269y/10r)
2. Butch Hunyadi (1978).....	26.0 (494y/19r)
3. Rod Achter (1981).....	25.7 (361y/14r)
Matt Landers (2021).....	25.7 (517y/20r)
5. C. Robinson (1981).....	25.4 (254y/10r)
6. Tyrone Brown (1993).....	25.3 (303y/12r)
Bob Smith (1959).....	25.3 (455y/18r)
8. Glyn Smith (1971).....	24.5 (466y/19r)
9. Gene Cook (1955).....	23.0 (230y/10r)
10. Cody Thompson (2015).....	22.3 (825y/37r)

Receptions By a Running Back

1. Kareem Hunt (2016).....	41
2. Steve Morgan (1984).....	36
3. David Fluellen (2012).....	32
4. Adonis Thomas (2011).....	31
Adonis Thomas (2010).....	31
6. Casey McBeth (1994).....	30
Bryant Koback (2021).....	30
8. John Perry (1987).....	29
9. Scooter McDougale (2004).....	28
10. David Fluellen (2013).....	27

Receptions By a Tight End

1. Chris Hopkins (2006).....	54
2. Michael Roberts (2016).....	45
3. Steve Rosi (1995).....	44
Don Seymour (1973).....	44
5. Jerry Evans (1989).....	43
Don Seymour (1974).....	43
7. Mike Bilik (1998).....	39
8. Jerry Evans (1990).....	38
9. Andrew Clarke (2002).....	37
10. Chris Holmes (2004).....	36

Receptions By a Senior

1. Lance Moore (2004).....	90
2. Carl Ford (2002).....	79
Stephen Williams (2009).....	79
4. Nick Moore (2008).....	78
Bernard Reedy (2013).....	78

Receiving Yards By a Senior

1. Lance Moore (2004).....	1,189
2. Stephen Williams (2009).....	1,065
3. Carl Ford (2002).....	1,062
4. Jerjuan Newton (2024).....	1,048
5. Bernard Reedy (2013).....	840

Receptions by a Junior

1. Eric Page (2011).....	125
2. Lance Moore (2003).....	103
3. Bernard Reedy (2012).....	88
4. Junior Vanderross (2024).....	85
5. Stephen Williams (2008).....	71

Receiving Yards by a Junior

1. Cody Thompson (2016).....	1,269
2. Lance Moore (2003).....	1,194
3. Eric Page (2011).....	1,182
4. Bernard Reedy (2012).....	1,113
5. Junior Vanderross (2024).....	957

Receptions by a Sophomore

1. Eric Page (2010).....	99
2. Diontae Johnson (2017).....	74
3. Stephen Williams (2007).....	73
4. Corey Jones (2014).....	68
5. Alonzo Russell (2013).....	59

Receiving Yards by a Sophomore

1. Diontae Johnson (2017).....	1,278
2. Stephen Williams (2007).....	1,169
3. Eric Page (2010).....	1,105
4. Corey Jones (2014).....	842
5. Jerjuan Newton (2022).....	830

Receptions by a Freshman

1. Eric Page (2009).....	82
2. Steve Odom (2003).....	62
3. Alonzo Russell (2012).....	56
4. Donta' Greene (1999).....	30
5. Nick Moore (2005).....	24

Receiving Yards by a Freshman

1. Eric Page (2009).....	1,159
2. Alonzo Russell (2012).....	960
3. Steve Odom (2003).....	838
4. Donta' Greene (1999).....	349
5. Nick Moore (2005).....	335



Lance Moore caught 103 passes in 2003 becoming the first Rocket to crack the century mark.



Individual Records - Receiving

GAME RECEIVING

Receptions

1. Nick Moore vs. Michigan (2008).....20
2. Eric Page vs. Ball State (2011).....16
3. Lance Moore vs. Pittsburgh (2003)15
Stephen Williams vs. Buffalo (2007)15
Stephen Williams vs. Purdue (2009)15
6. John Ross vs. Tampa (1974)14
Eric Page vs. Kent State (2010).....14
Eric Page vs. Syracuse (2011).....14
9. Lance Moore vs. CMU (2003).....13
Jeff Calabrese vs. Miami (1972)13
Marcus Goodwin vs. Purdue (1992).....13
Chris Hopkins vs. Iowa St. (2006)13
Eric Page vs. Air Force (2011).....13
Bernard Reedy vs. Ball St. (2013).....13
15. John Ross vs. Miami (1974)12
Stephen Williams vs. Arizona (2008).....12
Eric Page vs. Purdue (2010).....12
Junior Vanderross vs. Pitt (2024).....12

Receiving Yards

1. Bernard Reedy vs. EMU (2012).....237
2. Kenny Higgins vs. BSU (2004)233
3. Stephen Williams vs. BSU (2009).....231
4. Jeff Calabrese vs. Miami (1972)203
5. Lance Moore vs. Buffalo (2003)195
6. **Junior Vanderross vs. Pitt (2024).....194**
7. Stephen Williams vs. Purdue (2009)185
8. Jon'Vea Johnson vs. BYU (2016).....184
9. Jeff Hepinstall vs. W. Carolina (1975)181
Capus Robinson vs. KSU (1983).....181
11. Cody Thompson vs. Tulsa (2017).....178
12. James Spriggs vs. Ohio (1996).....176
13. Cody Thompson vs. Ark. St (2016).....174
14. Stephen Williams vs. Buffalo (2007)172
15. Diontae Johnson vs. BSU (2017).....170
Jerjuan Newton vs. BGSU (2024)164
17. Eric Hutchinson vs. Kent State (1986).....163
18. Lance Moore vs. Pittsburgh (2003).....162
Nick Moore vs. Michigan (2008)162
20. Jerjuan Newton vs. Buffalo (2024)159

Touchdown Receptions

1. Eric Page vs. NIU (2011).....5
2. Cody Thompson vs. CMU (2016).....4
3. Nine players.....3

Shortest Time Between Touchdown Receptions

1. Mel Long vs. WMU (1998).....25 sec.

Yards Per Reception Average (minimum 100 yards)

1. Cody Thompson vs. EMU (2015).....55.0 (2-110)
2. Scott Resseguie vs. KSU (1975)53.0 (2-106)
3. Eric Page vs. Colorado (2009)46.0 (3-138)
4. Butch Hunyadi vs. BGSU (1978)42.7 (3-128)
5. Al Baker vs. Ohio (1969)40.0 (4-160)
6. Jim Seymour vs. CMU (1973)39.3 (3-118)
7. Rod Achter vs. WMU (1981).....37.3 (3-112)
Henry Burch vs. Villanova (1966).....37.3 (3-112)
9. James Thibert vs. S. Dak St. (1962).....36.7 (3-110)
10. Glyn Smith vs. WMU (1971)36.3 (3-109)

Longest Reception (all TDs)

1. Jon'Vea Johnson from Logan Woodside98
(vs. Ohio, 2016)
2. Kenny Higgins from Bruce Gradkowski.....96
(vs. Ball State, 2004)
3. Jerry Evans from Mark Melfi92
(vs. Central Michigan, 1987)
4. Kishon Wilcher from Logan Woodside89
(vs. Eastern Michigan, 2014)

5. Diontae Johnson from Logan Woodside.....89
(vs. Northern Illinois, 2017)

Receptions by a Running Back

1. David Fluellen vs. Missouri (2013)10
2. Kelvin Farmer vs. Wichita St. (1985)7
Eddie Harris vs. EMU (1985)7
Steve Morgan vs. Ohio (1984).....7
David Pasquale vs. Akron (2012).....7

Receiving Yards By a Running Back

1. Penny Boone vs. EMU (2023).....116
2. David Pasquale vs. Akron (2012)110
3. David Fluellen vs. Missouri (2013)100
4. Kareem Hunt vs. Ball State (2016)98
5. Bryant Koback vs. NIU (2021).....77

Receptions by a Tight End

1. Chris Hopkins vs. Iowa State (2006)13
2. Chris Hopkins vs. CMU (2006)13
Tozere Franklin vs. CMU (1975).....13
4. Jerry Evans vs. NIU (1989).....10
5. Chris Holmes vs. NIU (2004).....9
Rick Wasserman vs. Ball St. (1976)9

Receiving Yards By a Tight End

1. Chris Hopkins vs. Iowa St. (2006)139
2. Jerry Evans vs. NIU (1989).....116
3. Chris Hopkins vs. WMU (2006).....100
4. Mike Bilik vs. BGSU (1997)94
Michael Roberts vs. BGSU (2016).....94

Receptions By a Senior

1. Nick Moore vs. Michigan (2008).....20
2. Stephen Williams vs. Purdue (2009)15
3. John Ross vs. Tampa (1974)14
4. Jeff Calabrese vs. Miami (1972)13
Marcus Goodwin vs. CMU (1992).....13

Receiving Yards By a Senior

1. Stephen Williams vs. BSU (2009).....231
2. Stephen Williams vs. Purdue (2009)185
3. Cody Thompson vs. Tulsa (2017).....178
4. James Spriggs vs. Ohio (1996).....176
5. Jerjuan Newton vs. Buffalo (2024)159

Receptions by a Junior

1. Eric Page vs. Ball State (2011).....16
2. Lance Moore vs. Pittsburgh (2003)15
3. Eric Page vs. Syracuse (2011).....14
4. Lance Moore vs. CMU (2003).....13
5. Stephen Williams vs. Arizona (2008).....12
Junior Vanderross vs. Pitt (2024).....12

Receiving Yards by a Junior

1. Bernard Reedy vs. EMU (2012).....237
2. Cody Thompson vs. Ark. St (2016).....174
3. Eric Page vs. Syracuse (2011).....168
4. Cody Thompson vs. BYU (2016)161
5. Brock Kreitzburg vs. EMU (1997).....159

Receptions by a Sophomore

1. Stephen Williams vs. Buffalo (2007).....15
2. Eric Page vs. Kent State (2010).....14
3. Eric Page vs. Purdue (2010).....12
Corey Jones vs. ISU (2014).....12
5. Corey Jones vs. Cincinnati (2014).....11

Receiving Yards by a Sophomore

1. Jon'Vea Johnson vs. BYU (2016).....184
2. Diontae Johnson vs. BSU (2017)170
3. Stephen Williams vs. Buffalo (2007).....172
4. Stephen Williams vs. CMU (2007)157
5. Stephen Williams vs. EMU (2007).....150

Receptions by a Freshman

1. Eric Page vs. Purdue (2009).....12
2. Eric Page vs. Ball State (2009).....11
3. Eric Page vs. NIU (2009).....10
4. Alonzo Russell vs. Akron (2012)9
Nick Moore vs. CMU (2008).....9

Receiving Yards by a Freshman

1. Alonzo Russell vs. BGSU (2012)152
Eric Page vs. BSU (2009)152
3. Alonzo Russell vs. Akron (2012)139
4. Eric Page vs. Colorado (2009)138
5. Eric Page vs. BGSU (2009)132

Receptions In a Half

1. Eric Page vs. Ball St. (2011/1st)11
2. Eric Page vs. Kent St. (2010/1st)10
Stephen Williams vs. Purdue (2009/1st) 10
Nick Moore vs. Michigan (2008/1st).....10
Nick Moore vs. Michigan (2008/2nd)10



Nick Moore caught a school-record 20 passes (10 in each half) in a 13-10 victory over Michigan in 2008.



Individual Records - Scoring/Offense

CAREER SCORING

Points Scored

1. Jameson Vest (2015-2018).....	446
2. Chester Taylor (1998-2001).....	366
3. Jeremiah Detmer (2011-14).....	340
4. Todd France (1998-2001).....	337
5. Jason Robbins (2002-05).....	325

Points by Touchdowns

1. Chester Taylor (1998-2001).....	366
2. Bryant Koback (2018-21).....	314
2. Kareem Hunt (2013-16).....	264
3. Joe Schwartz (1970-72).....	252
4. Wasean Tait (1993-98).....	240

Points by Kicking

1. Jameson Vest (2015-2018).....	446
2. Jeremiah Detmer (2011-14).....	340
3. Todd France (1998-2001).....	331
4. Jason Robbins (2002-05).....	325
5. Rusty Hanna (1989-92).....	298

SEASON SCORING

Points Scored

1. Chester Taylor (2001).....	144
Wasean Tait (1995).....	144
3. Joe Schwartz (1971).....	120
4. Chester Taylor (2000).....	114
5. Bryant Koback (2021).....	110

Points by Touchdowns

1. Wasean Tait (1995).....	144
Chester Taylor (2001).....	144
3. Joe Schwartz (1971).....	120
4. Chester Taylor (2000).....	114
Roland Moss (1967).....	114
Kelvin Farmer (1986).....	114
Jalen Parmele (2007).....	114
Kareem Hunt (2014).....	114

Points By Kicking

1. Jameson Vest (2017).....	131
2. Jameson Vest (2018).....	109
3. Jameson Vest (2015).....	106
4. Jeremiah Detmer (2013).....	101
5. Jameson Vest (2016).....	100

GAME SCORING

Points

1. Casey McBeth vs. Akron (1994).....	32
2. Kareem Hunt vs. Ark St. (2014).....	30
Gib Stick vs. Findlay (1923).....	30
Joe Schwartz vs. Kent State (1971).....	30
Chester Taylor vs. CMU (2001).....	30
Eric Page vs. NIU (2011).....	30
Kareem Hunt vs. Arkansas St. (2015).....	30
Shakif Seymour vs. BGSU (2017).....	30

Points by Touchdowns

1. Gib Stick vs. Findlay (1923).....	30
Joe Schwartz vs. Kent State (1971).....	30
Casey McBeth vs. Akron (1994).....	30
Chester Taylor vs. CMU (2001).....	30
Eric Page vs. NIU (2011).....	30
Kareem Hunt vs. Arkansas St. (2015).....	30
Shakif Seymour vs. BGSU (2017).....	30

Points By Kicking

1. Rusty Hanna vs. N. Illinois (1992).....	18
2. Jeremiah Detmer vs. Cinc. (2012).....	17
Jameson Vest vs. Elon (2017).....	17
4. Todd France vs. E. Illinois (2000).....	16
5. Rusty Hanna vs. Ball State (1989).....	15

Touchdowns In a Half

27 Rockets have scored three touchdowns in a half.

CAREER ALL-PURPOSE

All-Purpose Yardage

1. Eric Page (2009-11).....	6,047
2. Kareem Hunt (2013-16).....	5,500
3. Chester Taylor (1998-2001).....	5,437
4. Wasean Tait (1993-98).....	5,308
5. Bernard Reedy (2010-13).....	5,013

SEASON ALL-PURPOSE

All-Purpose Yardage

1. Wasean Tait (1995).....	2,326
2. Bernard Reedy (2012).....	2,271
3. Eric Page (2011).....	2,244
4. Jalen Parmele (2007).....	2,228
5. Eric Page (2010).....	2,035

GAME ALL-PURPOSE

All-Purpose Yardage

1. Bernard Reedy vs. EMU (2012).....	407
2. Casey McBeth vs. Akron (1994).....	370
3. Jalen Parmele vs. Ohio (2007).....	341
4. Morgan Williams vs. Miami (2008).....	330
5. Adonis Thomas vs. WMU (2011).....	293

CAREER TOTAL OFFENSE

Total Plays

1. Gene Swick (1972-75).....	1,569
2. Ryan Huzjak (1993-96).....	1,532
3. Bruce Gradkowski (2002-05).....	1,371
4. Logan Woodside (2013-17).....	1,311
5. Dequan Finn (2019-23).....	1,284

Total Offense

1. Logan Woodside (2013-17).....	10,602
2. Bruce Gradkowski (2002-05).....	10,243
3. Dequan Finn (2019-23).....	8,914
4. Ryan Huzjak (1993-96).....	8,465
5. Gene Swick (1972-75).....	8,083

Touchdowns Responsible For

1. Logan Woodside (2013-17).....	102
2. Bruce Gradkowski (2002-05).....	99
3. Dequan Finn (2019-23).....	88
4. Ryan Huzjak (1993-96).....	67
5. Chester Taylor (1998-2001).....	63

SEASON TOTAL OFFENSE

Total Plays

1. Chris Wallace (1997).....	531
2. Gene Swick (1973).....	520
3. Brian Jones (2002).....	508
4. Gene Swick (1974).....	493
Chris Wallace (1998).....	493

Touchdowns Responsible For

1. Logan Woodside (2016).....	45
2. Bruce Gradkowski (2004).....	36
3. Bruce Gradkowski (2005).....	33
4. Tucker Gleason (2024).....	31
5. Bruce Gradkowski (2003).....	30

Total Offense

1. Logan Woodside (2016).....	4,089
2. Logan Woodside (2017).....	3,916
3. Brian Jones (2002).....	3,860
4. Bruce Gradkowski (2003).....	3,714
5. Bruce Gradkowski (2004).....	3,709

GAME TOTAL OFFENSE

Total Plays

1. Aaron Opelt vs. Purdue (2009).....	71
2. Bruce Gradkowski vs. Pitt (2003).....	67
Gene Swick vs. Kent (1973).....	67
4. Tavares Bolden vs. Marshall (1999).....	63
5. Chris Wallace vs. Marshall (1998).....	62

Total Offense

1. Logan Woodside vs. BYU (2016).....	500
2. Bruce Gradkowski vs. Pitt (2003).....	489
3. Bruce Gradkowski vs. Buffalo (2003).....	475
4. Dequan Finn vs. EMU (2021).....	458
5. Logan Woodside vs. Tulsa (2017).....	457



Jameson Vest scored 466 points from 2015-18, 80 points higher than any player in Toledo history.

ROCKET RECORD BOOK

Individual Records - Returns

CAREER PUNT RETURNS

Punt Returns

1. Eddie Harris (1982-85) 88
2. Jameel Turner (1996-99) 83
3. Steve Banks (1970-71) 65
4. Corey Jones (2013-16) 64
5. Scott Alexander (1977-79) 60

Punt Return Yardage

1. Donta' Greene (1999-2002) 712
2. Jameel Turner (1996-99) 657
3. Eddie Harris (1982-85) 625
4. Corey Jones (2013-16) 532
5. Dan Crockett (1968-69) 451

Punt Return Average

Minimum 25 returns

1. Donta' Greene (1999-2002) 14.2
2. Corey Jones (2013-16) 8.3
3. D. McKinley-Lewis (2016-21) 8.1
4. Eric Page (2009-11) 7.93
5. Jameel Turner (1996-99) 7.91

Punts Returned For a Touchdown

1. Mace Freeman (1995-98) 2
- Donta' Greene (1999-2002) 2
- Paul Dye (2000-02) 2
- Lance Moore (2001-04) 2
- Diontae Johnson (2015-2018) 2

SEASON PUNT RETURNS

Punt Returns

1. Steve Banks (1971) 37
2. Mike Slater (1976) 31
- Jameel Turner (1997) 31
- Adam Beale (2022) 31
5. Dan Crockett (1969) 30
- Donta' Greene (2002) 30

Punt Return Yardage

1. Donta' Greene (2002) 443
2. Jameel Turner (1997) 321
3. Pete Kramer (1967) 309
4. Dan Crockett (1969) 268
5. Adam Beale (2022) 252

Punt Return Average

Minimum 10 returns

1. Diontae Johnson (2018) 18.5
2. Donta' Greene (2002) 14.7
3. Lance Moore (2004) 13.8
4. **Bryson Hammer (2024) 13.4**
5. Lance Moore (2003) 12.9

Punts Returned For a Touchdown

1. Paul Dye (2000) 2

GAME PUNT RETURNS

Punt Returns

1. Steve Banks vs. Marshall (1971) 10
2. Dan Crockett vs. BGSU (1968) 8
- Jameel Turner vs. Akron (1997) 8
4. Steve Banks vs. Marshall (1970) 7
- Scott Alexander vs. N. Illinois (1978) 7
- Marcus Goodwin vs. Miami (1992) 7
- Cody Thompson vs. CMU (2018) 7

Longest Punt Return

1. Jim Gray vs. Dayton (1963) 98
2. Jim Hays vs. Springfield-MA (1949) 90
3. Lance Moore vs. CMU (2004) 89
4. Diontae Johnson vs. BSU (2017) 87
5. Jim Purtilt vs. Davis & Elkins (1951) 85
- Eric Page vs. EMU (2011) 85

CAREER KICKOFF RETURNS

Kickoff Returns

1. Eddie Harris (1982-85) 80
- Eric Page (2009-2011) 80
3. Diontae Johnson (2015-2018) 79
4. Jacquez Stuart (2019-24) 75
5. Donta' Greene (1999-2002) 60

Kickoff Return Average

1. Eric Page (2009-11) 27.3
2. Jacquez Stuart (2019-24) 25.9
3. Bernard Reedy (2010-13) 24.7
4. Diontae Johnson (2015-2018) 23.4
5. Ainsworth Morgan (1990-93) 23.1

Kickoffs Returned For a Touchdown

1. Eric Page (2010) 4
2. Bernard Reedy (2010-13) 3
- Jacquez Stuart (2019-24) 3
4. Lance Moore (2001-04) 2
- Diontae Johnson (2015-2018) 2

SEASON KICKOFF RETURNS

Kickoff Returns

1. Donta' Greene (2002) 36
2. Eric Page (2011) 34
3. Richard Davis (2006) 32
- Bernard Reedy (2012) 32
- Diontae Johnson (2015) 32

Kickoff Return Average

1. Jacquez Stuart (2024) 32.7
2. Eric Page (2010) 31.1
3. Jacquez Stuart (2023) 29.1
4. Jacquez Stuart (2021) 27.9
5. Bernard Reedy (2012) 27.7
- Bryce Mitchell (2021) 27.7

Kickoffs Returned For a Touchdown

1. Eric Page (2010) 3
- Bernard Reedy (2012) 3

GAME KICKOFF RETURNS

Kickoff Returns

1. Steve Banks vs. Marshall (1970) 7
2. Kishon Wilcher vs. ISU (2014) 6
- Willie Loper vs. Tulsa (1964) 6
- Eric Page vs. Boise State (2011) 6
- Diontae Johnson vs. WMU (2015) 6

Kickoff Return Yardage

1. Eric Page vs. CMU (2010) 215
2. Bernard Reedy vs. EMU (2012) 170
3. Eric Page vs. NIU (2010) 160
4. Eric Page vs. Air Force (2011) 153
- Jacquez Stuart vs. EMU (2021) 153

Longest Kickoff Return

1. Chuck Hardy vs. John Carroll (1948) 100
2. Eric Page vs. CMU (2010) 99
- Diontae Johnson vs. Elon (2017) 99
4. Diontae Johnson vs. Nevada (2018) 98
5. Jacquez Stuart vs. EMU (2021) 97

All returns on this list went for TDs.

Kickoffs Returned For a Touchdown

1. Eric Page vs. CMU (2010) 2



Eric Page returned two kickoffs for touchdowns vs. Central Michigan in 2010.



Individual Records - Kicking

CAREER FIELD GOALS

Field Goals Made

1. Jameson Vest (2015-2018)	72
2. Rusty Hanna (1989-92)	68
3. Jeremiah Detmer (2011-14)	65
4. Todd France (1998-2001)	59
5. Bruce Nichols (1985-88)	50
6. Alex Steigerwald (2006-09)	48
7. Tony Lee (1980-83)	40
8. Jason Robbins (2002-05)	38
9. Thomas Cluckey (2019-22)	35
10. Ken Crots (1967-69)	20

Field Goals Attempted

1. Rusty Hanna (1989-92)	99
2. Jameson Vest (2015-2018)	96
3. Todd France (1998-2001)	84
4. Jeremiah Detmer (2011-14)	77
5. Bruce Nichols (1985-88)	70
6. Alex Steigerwald (2006-09)	58
7. Tony Lee (1980-83)	51
8. Thomas Cluckey (2019-22)	49
9. Jason Robbins (2002-05)	46
10. David Ridgeway (1977-80)	41

Field Goal Percentages

Minimum of 10 field goals made

1. Jeremiah Detmer (2011-14)	84.4%
2. Alex Steigerwald (2006-09)	82.8%
3. Jason Robbins (2002-05)	82.6%
4. Luke Pawlak (2022-24)	82.3%
5. Tony Lee (1980-83)	78.4%
6. Jameson Vest (2015-2018)	75.0%
7. Thomas Cluckey (2019-22)	71.4%
8. Bruce Nichols (1985-88)	71.4%
Dylan Cunanan (2024-pres.)	71.4%
10. Todd France (1998-2001)	70.2%

Field Goals Made - 50+ Yards

1. Rusty Hanna (1989-92)	2
Todd France (1998-2001)	2
Jeremiah Detmer (2011-14)	2
Dylan Cunanan (2024-pres.)	2
5. Bruce Nichols (1985-88)	1
Alex Steigerwald (2006-09)	1
Thomas Cluckey (2019-22)	1

Consecutive Field Goals Made

1. Alex Steigerwald (2007-08)	23
Jeremiah Detmer (2012-13)	23
3. Jason Robbins (2004-05)	19

SEASON FIELD GOALS

Field Goals Made

1. Jameson Vest (2017)	25
2. Jeremiah Detmer (2012)	24
3. Rusty Hanna (1992)	21
4. Jeremiah Detmer (2013)	19
Jameson Vest (2015)	19
6. Rusty Hanna (1990)	18
Todd France (1999)	18
8. Jeremiah Detmer (2014)	17
9. Alex Steigerwald (2008)	16
10. Eight players	15



Jeremiah Detmer made 84.4% of his field goals from 2011-14.

Field Goals Attempted

1. Jameson Vest (2017)	30
2. Rusty Hanna (1992)	29
3. Jeremiah Detmer (2012)	29
4. Rusty Hanna (1990)	28
5. Jameson Vest (2015)	27
6. Todd France (1999)	26
7. David Walker (1984)	25
8. Thomas Cluckey (2021)	24
8. Bruce Nichols (1987)	23
9. Tom Duncan (1979)	22
Jeremiah Detmer (2014)	22

Field Goal Percentage

(Minimum of 5 field goals made)

1. Jason Robbins (2005)	100.0% (13-13)
Alex Steigerwald (2007)	100.0% (13-13)
Thomas Cluckey (2020)	100.0% (5-5)
3. Jeremiah Detmer (2013)	95.0% (19-20)
4. Jason Robbins (2004)	90.0% (9-10)
5. Bruce Nichols (1988)	88.2% (15-17)
6. Alex Steigerwald (2007)	87.5% (7-8)
7. David Ridgeway (1980)	83.3% (5-6)
Jameson Vest (2017)	83.3% (25-30)
9. Jeremiah Detmer (2012)	82.8% (24-29)
10. Jason Robbins (2002)	81.3% (13-16)

GAME FIELD GOALS

Field Goals Made

1. Rusty Hanna vs. N. Illinois (1992)	6
2. Rusty Hanna vs. Ball State (1989)	5
Todd France vs. E. Illinois (2000)	5
Jeremiah Detmer vs. Cinc. (2012)	5
5. Numerous players	4

Longest Field Goal Made (50+ yards)

1. Todd France vs. W. Michigan (2001)	55
2. Dylan Cunanan vs. BGSU (2024)	54
3. Jeremiah Detmer vs. Syracuse (2011)	52
4. Bruce Nichols vs. E. Michigan (1986)	51
Rusty Hanna vs. Purdue (1992)	51
Todd France vs. E. Michigan (1999)	51
Dylan Cunanan vs. Pitt (2024)	51
8. Rusty Hanna vs. Ohio (1990)	50

CAREER EXTRA POINTS

Extra Points Made

1. Jameson Vest (2015-2018)	230
2. Jason Robbins (2002-05)	211
3. Todd France (1998-2001)	154
4. Jeremiah Detmer (2011-14)	145
5. Alex Steigerwald (2006-09)	143

Extra Points Attempted

1. Jameson Vest (2015-2018)	236
2. Jason Robbins (2002-05)	223
3. Todd France (1998-2001)	156
4. Jeremiah Detmer (2011-14)	151
5. Alex Steigerwald (2006-09)	150

Extra Point Percentage

1. Thomas Cluckey (2019-22)	99.2%
2. Todd France (1998-2001)	98.7%
3. Luke Pawlak (2022-24)	98.1%
4. Dylan Cunanan (2024-pres.)	97.6%
5. Jameson Vest (2015-2018)	97.5%

SEASON EXTRA POINTS

Extra Points Made

1. Ryan Casano (2011)	66
2. Jameson Vest (2018)	64
3. Jameson Vest (2016)	61
4. Jeremiah Detmer (2014)	57
5. Jason Robbins (2004)	55
6. Jason Robbins (2002)	54
Jason Robbins (2005)	54

Extra Point Percentage

1. Thomas Cluckey (2022)	1.000 (52-52)
Thomas Cluckey (2021)	1.000 (52-52)
Todd France (2000)	1.000 (49-49)
Ken Crots (1967)	1.000 (35-35)
Tony Lee (1981)	1.000 (33-33)
Ken Crots (1968)	1.000 (29-29)
Todd France (1998)	1.000 (28-28)
David Ridgeway (1979)	1.000 (26-26)
Rusty Hanna (1992)	1.000 (26-26)
Bruce Nichols (1986)	1.000 (21-21)

GAME EXTRA POINTS

Extra Points Made

1. Robert Carson vs. Davis & Elkins (1951)	10
Alex Steigerwald vs. N. Illinois (2007)	10
3. Ryan Casano vs. WMU (2011)	9
Jeremiah Detmer vs. Arkansas St. (2015)	9
Jameson Vest vs. Eastern Michigan (2015) ..	9
Jameson Vest vs. VMI (2018)	9
Jameson Vest vs. Nevada (2018)	9



Individual Records - Punting

CAREER PUNTING

Punts

1. Roch Wurst (1975-78)	265
2. Brian Borders (1989-92)	238
3. David Walker (1981-84)	219
4. Ty Grude (1993-96)	215
5. Bailey Flint (2017-21)	211

Punt Yardage

1. Roch Wurst (1975-78)	9,913
2. Brian Borders (1989-92)	9,329
3. Bailey Flint (2017-21)	8,501
3. Ty Grude (1993-96)	8,449
4. David Walker (1981-84)	8,314

Punting Average

1. Brett Kern (2004-07)	42.3
2. Gabe Lindstrom (1997-98)	40.8
3. Bailey Flint (2017-21)	40.3
4. Vince Penza (2010-13)	39.7
Nick Ellis (2014-16)	39.7

SEASON PUNTING

Punts

1. Roch Wurst (1977)	81
2. Gabe Lindstrom (1998)	78
3. David Ridgway (1979)	76
4. Brian Borders (1991)	70
5. Gabe Lindstrom (1997)	69

Punt Yardage

1. Gabe Lindstrom (1998)	3,196
2. Roch Wurst (1977)	3,081
3. David Ridgway (1979)	2,857
4. Gabe Lindstrom (1997)	2,797
5. Ty Grude (1996)	2,701

Punting Average

(Minimum of 20 punt attempts)

1. Bailey Flint (2019)	47.3
2. Brett Kern (2007)	46.1
3. Brandon Hannum (2003)	43.5
4. Nick Ellis (2016)	43.1
5. Ty Grude (1996)	42.9

GAME PUNTING

Punts

1. Gerry Welling vs. Boston (1935)	16
2. Gerry Welling vs. Heidelberg (1933)	15
Dave Ridgway vs. Ariz. State (1979)	15
4. Mike Denny vs. BGSU (1981)	11
Dave Ridgway vs. E. Michigan (1979)	11
Roland Moss vs. BGSU (1968)	11
David Walker vs. BGSU (1983)	11
Bill O'Hara vs. BGSU (1971)	11
Brian Borders vs. Washington (1991)	11
John Manly vs. Syracuse (1999)	11
Bill Claus vs. Ohio State (2009)	11

Punting Average

(minimum 4 attempts)

1. Gabe Lindstrom (4) vs. UCF (1997)	56.5
2. Brett Kern (6) vs. WMU (2007)	53.8
3. Bailey Flint (6) vs. Colorado St (2019)	52.0
4. Brett Kern (4) vs. CMU (2007)	51.8
5. Brett Kern (5) vs. Ball State (2007)	50.6

Longest Punt

1. Brandon Hannum vs. BGSU (2001)	92
2. Jonathon Batzke vs. Buffalo (2022)	91
3. Mike Denny vs. C. Michigan (1981)	79
4. Gerry Welling vs. Muskingum (1934)	78
5. Brian Borders vs. Ball State (1990)	77
6. Tyler Burdick vs. BGSU (1988)	74
7. Pete Cochran vs. WMU (1985)	73
Brian Borders vs. WMU (1989)	73
9. Bailey Flint vs. Colorado St (2019)	72
10. Emilio Duran vs. CMU (2024)	70



Brett Kern is Toledo's leader in career punting average.



Individual Records - Defense

CAREER INTERCEPTIONS

Interceptions

1. Gary Hinkson (1969-71)	18
2. Mark Brandon (1981-84)	17
3. Brandon Hefflin (2000-03)	16
4. Curtis Johnson (1967-69)	14
5. Dexter Clark (1983-86)	12
Thomas Duncan (1968-70)	12

Interception Return Yardage

1. Jermaine Robinson (2009-12)	291
2. Tom Duncan (1968-70)	217
3. Tyrrell Herbert (2004-08)	215
4. Corey Morris (1998-2001)	184
5. Mark Brandon (1981-84)	178

Interceptions Returned For a Touchdown

1. Keon Jackson (2002-05)	4
Jermaine Robinson (2009-12)	4
3. Curtis Johnson (1967-69)	3

SEASON INTERCEPTIONS

Interceptions

1. Mark Brandon (1983)	9
2. Scott Resseguie (1974)	7
Curtis Johnson (1969)	7
Gary Hinkson (1970)	7
Mark Brandon (1984)	7

Interception Yardage

1. Jermaine Robinson (2011)	155
2. Tyrrell Herbert (2008)	134
3. Jim Mell (1960)	133
4. Jermaine Robinson (2012)	132
5. Barry Church (2006)	127

Interceptions Returned For a Touchdown

1. Curtis Johnson (1968)	2
Keon Jackson (2002)	2
Barry Church (2006)	2
Jermaine Robinson (2011)	2
Jermaine Robinson (2012)	2
Tyler Taaffe (2018)	2
Quinyon Mitchell (2022)	2



Tyrrell Herbert returned this interception 100 yards vs. Michigan in 2008.

GAME INTERCEPTIONS

Interceptions

1. Jerry Palmer vs. Western Reserve (1950)	4
Quinyon Mitchell vs. N. Illinois (2022)	4
2. Herb Eldridge vs. Bradley (1950)	3
Gary Hinkson vs. Marshall (1970)	3
Steve Banks vs. East Carolina (1971)	3
Mark Brandon vs. Ball State (1984)	3
Bryant Jones vs. Kent State (1985)	3

Interception Return Yards

1. Jim Mell vs. Miami (1960)	120
2. Tom Duncan vs. Marshall (1968)	102
3. Tyrrell Herbert vs. Michigan (2008)	100
4. Richard Wray vs. Miami (1981)	89
5. Mark Brandon vs. Ball State (1984)	88

Longest Interception Return

1. Tyrrell Herbert vs. Michigan (2008)	100
2. Tom Duncan vs. Marshall (1968)	93
3. Jim Mell vs. Miami (1960)	90
4. Richard Wray vs. Miami (1981)	89
5. Barry Church vs. Kansas (2006)	84

Interceptions Returned For a Touchdown

1. Quinyon Mitchell vs. NIU (2022)	2
--	---

CAREER TACKLES/SACKS

Tackles

1. Aaron Bivins (1975-77)	508
2. Joe Conroy (1974, 76-78)	490
3. Jack Laraway (1978-81)	459
Tim Inglis (1983-86)	459
5. Doug Williams (1977-79)	427
6. Dan Molls (2009-12)	422
7. Clayton Moore (1981-84)	414
8. Steve Schnitkey (1969-71)	412
Archie Donald (2006-10)	412
9. Marin Russell (1979-82)	408
10. Clayton Moore (1981-84)	406

Tackles For Loss

1. Bob Beemer (1982-85)	75 (-305)
2. Dan Williams (1990-92)	50 (-199)
3. DeJuan Goulde (1998-2000)	47 (-206)
Jamal Hines (2018-22)	47 (-192)
Desjuan Johnson (2018-22)	47 (-173)
6. Kevin Rollins (1997-2000)	41 (-196)
7. David Gardner (1999-2002)	40 (-132)
8. Joe Conroy (1974, 76-78)	39 (-150)
9. Mike Alston (2003-06)	36.5 (-193)
Trent Voss (2012-15)	36.5 (-146)

Sacks

1. Bob Beemer (1982-85)	31 (-165)
2. Dan Williams (1990-92)	28 (-176)
3. Kevin Rollins (1997-2000)	25 (-153)
DeJuan Goulde (1998-2000)	25 (-153)
5. Jamal Hines (2018-22)	22 (-122)
6. Mike Alston (2003-06)	21.5 (-156)
7. Marcus Matthews (1994-97)	16 (-139)
Maurice Bulls (1991-93)	16 (-126)
Jayrone Elliott (2010-13)	16 (-122)
10. Frank Ofili (2000-03)	15 (-98)
Desjuan Johnson (2018-22)	15 (-97)
Marcus Amick (1987-90)	15 (-90)



Olasunkanmi Adeniyi had 20 tackles for loss in 2017.

SEASON TACKLES/SACKS

Tackles

1. Barry Sneed (1964)	240
2. Lee Emery (1964)	207
3. Ed Scott (1973)	204
4. John Niezgoda (1969)	201
5. Larry Macek (1975)	200
6. Ed Scott (1974)	195
7. Doug Williams (1978)	190
Jim Gant (1993)	190
9. Aaron Bivins (1976)	186
10. Aaron Bivins (1976)	180
Tom Ward (2002)	180
12. Steve Huffman (1987)	169
13. Dan Molls (2012)	166
14. Fred Zimmerman (1965)	157
Tim Inglis (1985)	157
16. Marlin Russell (1981)	155
Steve Huffman (1986)	155
18. David Gardner (2002)	154
Clayton Moore (1984)	154
20. Dave Hausfeld (1976)	153

Tackles For Loss

1. Bob Beemer (1985)	28 (-127)
Dan Williams (1992)	28 (-106)
3. Bob Beemer (1983)	23 (-70)
4. Bob Beemer (1984)	20 (-70)
Olasunkanmi Adeniyi (2017)	20 (-91)
6. Kevin Rollins (1999)	18 (-82)
7. Mike Alston (2006)	17 (-85)
DeJuan Goulde (1999)	17 (-80)
DeJuan Goulde (2000)	17 (-68)
David Bockmore (2001)	17 (-66)
Mike Russell (1981)	17 (-63)

Sacks

1. Bob Beemer (1985)	13 (-64)
Dan Williams (1992)	13 (-74)
3. Kevin Rollins (1999)	11 (-62)
4. Bob Beemer (1983)	10 (-43)
Dan Williams (1990)	10 (-70)
DeJuan Goulde (1999)	10 (-59)
Kevin Rollins (2000)	10 (-60)
Jamal Hines (2021)	10 (-52)
9. Mike Alston (2005)	9.5 (-67)
10. Jayrone Elliott (2013)	9 (-68)



Individual Records - Defense

GAME TACKLES/SACKS

Tackles

1. Jim Walser vs. Marshall (1976)	29
2. Larry Macek vs. N. Illinois (1975)	28
3. Ed Scott vs. Bowling Green (1973)	26
Aaron Bivens vs. Ball State (1977)	26
Darrell Mossburg vs. CMU (1992)	26
6. Willie Duke vs. Kent State (1972)	24
Mike Kennedy vs. CMU (1977)	24
8. Aaron Bivens vs. Ball State (1976)	23
Jack Laraway vs. BGSU (1980)	23
10. Doug Williams vs. CMU (1977)	22
Marlin Russell vs. E. Carolina (1981)	22
Clayton Moore vs. Miami (1983)	22
Jim Gant vs. Miami (1993)	22
Mark Herron vs. Miami (1995)	22
Tom Ward vs. UNLV (2002)	22
Tom Ward vs. Ball State (2002)	22
17. John Niezgoda vs. Villanova (1971)	21
Aaron Bivens vs. CMU (1977)	21
Dave Hausfeld vs. Ball State (1977)	21
Jim Walser vs. Ball State (1977)	21
Doug Williams vs. Ohio (1978)	21
Ed Jefferson vs. Kent State (1978)	21
Jim Gant vs. Cincinnati (1993)	21
Tim Inglis vs. N. Illinois (1985)	21
Matt Eberflus vs. N. Illinois (1991)	21
Tom Ward vs. Navy (2001)	21

Tackles For Loss

1. Bob Beemer vs. Kent State (1985)	5
Mark Rhea vs. C. Michigan (1990)	5
Kevin Rollins vs. Ball State (1999)	5
DeJuan Goulde vs. Marshall (2000)	5
5. Numerous players tied	4

Sacks

1. Bob Beemer vs. Kent State (1985)	5
2. Ray Turner vs. W. Michigan (2003)	4
Kevin Rollins vs. Ball State (1999)	4
4. Numerous players tied	3

PASS BREAKUPS

Career Pass Breakups

1. Quinyon Mitchell (2020-23)	46
2. Samuel Womack (2017-21)	42
3. Keon Jackson (2002-05)	35
4. Mark Herron (1993-96)	32
5. Jamal Belt (1992-95)	31

Season Pass Breakups

1. Quinyon Mitchell (2022)	20
2. Quinyon Mitchell (2023)	18
3. Samuel Womack (2021)	16
4. Desmond Marrow (2011)	15
Samuel Womack (2019)	15
6. Avery Smith (2024)	14
7. Jamal Belt (1993)	13
Clarence Love (1997)	13
Cheatham Norrils (2015)	13

Game Pass Breakups

1. Quinyon Mitchell at Buffalo (2022)	5
2. Nigel Morris vs. UTEP (2005)	4
Josh Teachey vs. UMass (2015)	4
Ka'dar Hollman vs. CMU (2018)	4

FUMBLES FORCED

Career Forced Fumbles

1. Corey Morris (1998-2001)	10
Patrick Body (2001-04)	10
3. Tyrrell Herbert (2005-08)	9
4. T.J. Fatinikun (2009-12)	7

Season Forced Fumbles

1. Tyrrell Herbert (2005)	5
Jayrone Elliott (2013)	5
3. Jerry Bodart (1977)	4
Harold McGuire (1985)	4
Mark Herron (1996)	4
Andy Boyd (2001)	4
Corey Morris (2001)	4
Patrick Body (2004)	4
T.J. Fatinikun (2010)	4
Robert Bell (2011)	4
Emmanuel McNeil-Warren (2023)	4

Game Forced Fumbles

1. Jehu Anderson vs. WMU (2001)	2
Patrick Body vs. UNLV (2003)	2
Jason Flowers vs. Miami (2004)	2
Tyrrell Herbert vs. Temple (2005)	2
T.J. Fatinikun vs. EMU (2009)	2
T.J. Fatinikun vs. BGSU (2010)	2
Robert Bell vs. WMU (2011)	2
Robert Bell vs. UNH (2011)	2
Chase Murdock vs. BGSU (2015)	2
E. McNeil-Warren vs. Wyoming (2023) ...	2

FUMBLES RECOVERED

Career Fumble Recoveries

1. Andy Boyd (1998-2001)	7
Dan Molls (2009-12)	7
3. Dwayne Smith (1987-90)	6
David Gardner (1999-2002)	6

Season Fumble Recoveries

1. Joe Conroy (1977)	4
Dwayne Smith (1988)	4
Greg Hay (2007)	4
4. 13 Players Tied	3

Game Fumble Recoveries

1. Greg Hay vs. NIU (2007)	2
Dan Molls vs. WMU (2011)	2
Junior Sylvestre vs. CMU (2013)	2

BLOCKED KICKS

Career Blocked Kicks

1. Reggie Gilliam (2016-19)	6
2. Barry Church (2006-09)	3
Cody Thompson (2014-18)	3
Nate Childress (2016-19)	3

Season Blocked Kicks

1. Reggie Gilliam (2018)	4
2. Barry Church (2009)	3

Game Blocked Kicks

No Rocket has blocked more than one kick in a single game.



Quinyon Mitchell led the nation with 20 pass breakups in 2022.



Individual Records - Opponents

GAME RUSHING

Rushing Yards

1. Brian Pruitt, CMU (1994)356
2. Jamal Williams, BYU (2016)286
3. Bronson Hill, EMU (2012)283
4. Marvin Kinsey, Colorado State (2019) ...246
5. Ralph Bolden, Purdue (2009)234

Rushing Attempts

1. Deland McCullough, Miami (1995)41
- Michael Turner, N. Illinois (2002)41
3. Brian Pruitt, CMU (1992)40
- Ed Johnson, NIU (1975)40
- Bernard Pierce, Temple (2009)40

Longest Run From Scrimmage

1. Larry Blackman, Kent State (1973)96
2. Willie Jones, Hillsdale (1960)89
3. Nico Steriti, New Hamp. (2011)87
4. Tony Trent, BGSU (1964)85
5. Brian McDonald, Wichita St. (1985)84

Longest Touchdown Run

1. Larry Blackman, Kent State (1973)96
2. Willie Jones, Hillsdale (1960)89
3. Nico Steriti, New Hamp. (2011)87
4. Tony Trent, BGSU (1964)85
5. Brian McDonald, Wichita St. (1985)84

Rushing Touchdowns

1. Brian Pruitt, CMU (1994) 5
- Jamal Williams, BYU (2016) 5
3. Multiple 4

GAME PASSING

Passes Attempted

1. Tim Rattay, Louisiana Tech (1999)66
2. Mike Bates, Miami (1987)65
3. Cody Hawkins, Colorado (2009)64
- Alex Carder, WMU (2010)64
5. Steve Clarkson, San Jose St. (1981)62

Passes Completed

1. Tim Rattay, Louisiana Tech (1999)44
2. Steve Clarkson, San Jose St. (1981)43
- Alex Carder, WMU (2010)43
4. Mike Maxwell, Nevada (9/23/95)38
- Mike Bates, Miami (1987)38
- Alex Carder, WMU (2011)38

Touchdown Passes

1. Jason Martin, Louisiana Tech (1996)8
2. Alex Carder, WMU (2011)7
3. Gunner Kiel, Cincinnati (2014)6
- Chandler Harnish, NIU (2011)6
5. Kellen Moore, Boise St. (2011)5
- James Morgan, BGSU (2016)5
- C.J. Stroud, Ohio State (2022)5

Pass Completion Percentage (minimum 10 attempts)

1. Jay McDonagh, WMU (1995) 83.3%
2. Kaleb Eleby, WMU (2018) 82.1%
3. Dave Wilson, BSU (1977) 81.8%
4. Tony Policare, Austin Peay (1988) 81.5%
- Talmadge Hill, BSU (2003) 81.5%
- C.J. Stroud, Ohio State (2022) 81.5%

Passing Yardage

1. Alex Carder, WMU (2011) 548
2. Jason Martin, La. Tech (1996) 542
3. Tim Rattay, La. Tech (1999) 508
4. Joe Licata, Buffalo (2013) 497
5. Mike Neu, BSU (1993) 469

Longest Pass Completion

1. Neu to Oliver, BSU (1993)98-TD
2. Pennington to Moss, Marshall (1997) ...86-TD
3. Casper to Meyers, Xavier (1957)85-TD
4. Lester to Alston, WMU (1999)82-TD
5. Romo to Cutolo, E. Illinois (2000)82

Longest Touchdown Pass

1. Neu to Oliver, BSU (1993)98
2. Pennington to Moss, Marshall (1997)86
3. Casper to Meyers, Xavier (1957)85
4. Lester to Alston, WMU (1999)82

GAME RECEIVING

Receptions

1. Alex Van Dyke, Nevada (9/23/95) 18
- Gerald Willhite, San Jose St. (1981) 18
3. Jordan White, WMU (2011) 16
4. Kaleb Fossum, Nevada (2018) 15
5. James Jordan, La.Tech (1999) 14
- Steve Neal, WMU (1999) 14
- Alex Van Dyke, Nevada (12/14/95) 14
- Cory Partridge, BGSU (2006) 14
- Kenny Golladay, NIU (2016) 14

Receiving Yardage

1. Chad Mackey, La. Tech (1996)310
2. Brian Oliver, BSU (1993)297
3. Odieu Hiliare, BGSU (2022)246
3. Jordan White, WMU (2011)238
4. Brian Alford, Purdue (1997)209

Touchdown Receptions

1. Chad Mackey, Louisiana Tech (1996) 5
2. Denero Marriott, Marshall (2001) 4
3. 11 players tied 3

GAME RETURNS

Longest Punt Return

1. Gerald Tinker, KSU (1973) 87-TD
2. Craig Thompson, EMU (1990) 85-TD
3. Bill Rush, EMU (1981) 82-TD

Longest Kickoff Return

1. Corey Parchman, Ball St. (2001) 100-TD
- Tommylee Lewis, NIU (2011) 100-TD
3. Eddie Woodard, Kent St. (1972) 95-TD
- Tommylee Lewis, NIU (2011) 95-TD
5. Eric Wilkerson, Kent St. (1988) 94-TD

Longest Interception Return

1. Money Hunter, Arkansas St. (2015) ... 94-TD
2. Bruce Wallace, Marshall (1967) 85-TD
3. Roger Eischens, S. Dak. St. (1962) 85-TD
4. Corey Davis, WMU (2015)76-TD
5. George Ricumstrict, CMU (1988) 71-TD

GAME KICKING

Field Goals Made

1. Dallas Pelz, Buffalo (2003)5
- John Richardson, NIU (2021)5
- Cayden Camper, Colorado State (2021)5
4. Seven players tied4

Longest Field Goal Made

1. Derek Schorejs, BGSU (1995) 60
2. Carson Wiggs, Ball State (2009) 59
3. Daron Alcorn, Akron (1992) 56
4. Kevin Kerr, Ohio (2001) 55
5. Christia Hagan, NIU (2015) 52

Longest Field Goal Attempted

1. Chuck Konrad, Miami (1988) 68
2. John Spengler, BGSU (1977) 62
- Steve Azar, NIU (2002) 62
4. Derek Schorejs, BGSU (1995) 60
- Novo Bojovic, CMU (1980) 60

Kicking statistics unavailable prior to 1970

GAME PUNTING

Punts

1. Nick Mihalic, W. Michigan (2022)14
2. Bob Eshbaugh, Marshall (1971)13
- Greg Wuerstle, Villanova (1969)13
- John Terwilliger, NIU (1967)13

Longest Punt

1. Joe Davidson, BGSU (2016)82
2. Jim Phelps, BGSU (1982)79
3. Mark O'Connell, BSU (1980)78
4. Curtis Head, Marshall (2001)75
- Gary Layton, Miami (1993)75

GAME DEFENSE

Tackles

1. Jack Lambert, Kent State (1972) 29
2. Chuck Wright, Marshall (1971) 26
3. 4 Players Tied 25

Tackles For Loss

1. John Banaszak, EMU (1974)7 (-44)
2. Gary Shugrue, Villanova (1974)6 (-19)
- Brad Cousino, Miami (1974)6 (-43)

Sacks

1. Troy Campbell, EMU (1998)3 (-23)
- Andre Jackson, Ohio (1996)3 (-18)
- Tony Tiefenbach, WMU (1994)3 (-14)
- Kevin O'Brien, BGSU (1992)3 (-28)
- Greg Farrall, Indiana (1989)3 (-16)
- Quentin Poling, Ohio (2017)3 (-24)

Interceptions

1. William Yancey, Navy (1990) 3
- Shawn Simms, BGSU (1981) 3
- Marcus Fuqua, Buffalo (2022) 3



When was the Last Time...

PASSING - INDIVIDUAL

LAST TIME A UT PLAYER HAD...

40 or more pass completions in a game?

Aaron Opelt, 41 vs. Purdue, 9-5-09

50 or more passing attempts in a game?

Phillip Ely, 52 vs. Arkansas State, 9-26-15

400 or more yards passing in a game?

Dequan Finn, 407 vs. Eastern Michigan, 11-8-23

Five or more TD passes in a game?

Dequan Finn, 6 vs. Kent State, 10-15-22

Non-QB touchdown pass?

Desmond Phillips vs. Nevada, 2018

3 or more passing TDs in a quarter?

Dequan Finn, 3 vs. Kent State, 10-15-22

200 or more passing yards in a quarter?

Phillip Ely, 209 vs EMU, 10-17-15

LAST TIME A UT OPPONENT HAD...

40 or more pass completions in a game?

Alex Carder, WMU, 43, 9-18-10

50 or more passing attempts in a game?

Ty Gangi, Nevada, 50, 9-22-18

400 or more yards passing in a game?

Patrick O'Brien, Colorado State, 405, 9-2-19

Five or more TD passes in a game?

C.J. Stroud, Ohio State, 5, 9-17-22

Non-QB touchdown pass?

CJ Daniels, Liberty, 12-20-22

3 or more passing TDs in a quarter?

Joe Licata, 3 Buffalo 11-12-13

200 or more passing yards in a quarter?

Joe Lacata 226, Buffalo 11-12-13



Diontae Johnson scored on both a kickoff return and punt return in 2018.

RUSHING - INDIVIDUAL

LAST TIME A UT PLAYER HAD...

30 or more rushing attempts in a game?

Bryant Koback, 32 vs. Eastern Michigan, 10-26-19

40 or more rushing attempts in a game?

Wasean Tait, 44 vs. Ohio, 11-18-95

200 or more yards rushing in a game?

Peny Boone, 211 vs. WMU, 9-23-23

Three or more rushing TDs in a game?

Peny Boone, 3 vs. EMU, 11-8-23

Four or more rushing TDs in a game?

Bryant Koback, 4 vs. Ohio, 11-16-21

Two 100 yard rushers?

Dequan Finn 172/Peny Boone 129

vs. UMass 10-7-23

Quarterback rushed for 100 yards?

Dequan Finn, 172 vs. UMass 10-7-23

3 or more rushing TDs in a half?

Shakif Seymour, 3 vs. BGSU, 11-15-17

100 or more rushing yards in a quarter?

Bryant Koback, 104 vs. Eastern Michigan, 11-2-21

LAST TIME A UT OPPONENT HAD...

40 or more rushing attempts in a game?

Bernard Pierce, Temple, 40, 10-24-09

200 or more rushing yards in a game?

Marvin Kinsey, Colorado State, 246 yards, 9-21-19

300 or more rushing yards in a game?

Brian Pruitt, CMU, 356 yards, 11-5-94

Three or more rushing TDs in a game?

Carson Steele, Ball State, 3, 11-8-22

Four or more rushing TDs in a game?

Jaret Patterson, Buffalo, 4, 11-13-19

Five rushing TDs in a game?

Jamal Williams, BYU, 5, 9-30-16

Two 100 yard rushers?

Jaret Patterson 196, Kevin Marks 119, Buffalo 11-13-19

Quarterback rushed for 100 yards?

Mike Glass, Eastern Michigan, 125 yards, 10-13-18

3 or more rushing TDs in a half?

Jordan Lynch 3, NIU, 11-20-13

100 or more rushing yards in a quarter?

Sean Tyler 191, Western Michigan, 11-25-22

RETURNS - INDIVIDUAL

LAST TIME A UT PLAYER...

Returned a punt for a touchdown?

Diontae Johnson, 83 yards vs. Kent State, 11-15-18

Returned a kickoff for a touchdown?

Jacquez Stuart, 97 yards vs. Buffalo, 10-31-23

Returned an interception for a TD?

Chris McDonald, 25 yards vs. San Jose State, 9-1-6-23

Returned a fumble for a touchdown?

Allen Covington, 67 yards vs. Arkansas St., 1-5-15

Returned a PAT for two points?

Josh Teachey, 100 yards vs. Tulsa, 9-16-17

LAST TIME A UT OPPONENT...

Returned a punt for a touchdown?

Thomas Pannunzio, Colorado State, 70 yards, 9-18-21

Returned a blocked punt for a touchdown?

Patrick Day, BGSU, 0 yards, 11-15-22

Returned a kickoff for a touchdown?

Darrynton Evans, App. State, 94 yards, 12-17-16

Returned an interception for a TD?

Miles Scott, Illinois, 48 yards, 9-2-23

Returned a fumble for a touchdown?

N. Valcarcel, NIU, 50 yards, 9-30-23

RECEIVING - INDIVIDUAL

LAST TIME A UT PLAYER HAD...

200 or more yards receiving in a game?

Bernard Reedy, 237 vs. EMU, 10-13-12

10 or more receptions in a game?

Diontae Johnson, 10 vs. NIU, 11-2-17

15 or more receptions in a game?

Eric Page, 16 vs. Ball State, 11-25-11

Three or more TD receptions in a game?

Cody Thompson, 3, vs. WMU, 10-25-18

Two 100 yard receivers?

D. Johnson (118)/J. Johnson (103) vs. Akron, 12-2-17

6 or more receptions in a quarter?

Corey Jones 7 vs. UMass 10-24-15

100 or more receiving yards in a quarter?

Cody Thompson, 110 vs EMU 10-17-15

150 or more receiving yards in a half?

Stephen Williams 160 vs. Ball State 10-03-09

LAST TIME A UT OPPONENT HAD...

200 or more yards receiving in a game?

Odieu Hiliare, BGSU, 2346, 11-15-22

10 or more receptions in a game?

Harrison Waylee, Northern Illinois, 10, 10-8-22

15 or more receptions in a game?

Kaleb Fossum, 15, Nevada, 9-22-18

Three or more TD receptions in a game?

Scott Miller, 3, BGSU, 10-15-16

Two 100 yard receivers?

Emeka Egbuka, 116, Jayden Ballard, 113, Marvin Harrison Jr., 102, Ohio State, 9-17-22

6 or more receptions in a quarter?

Tajae Sharpe, 8, UMass, 10-24-15

100 or more receiving yards in a quarter?

Odieu Hiliare, 105 BGSU, 11-15-22

150 or more receiving yards in a half?

Odieu Hiliare, 164 BGSU, 11-15-22



When was the Last Time...

DEFENSE - INDIVIDUAL

LAST TIME A UT PLAYER HAD...

20 or more tackles in a game?

Tom Ward, 22 vs. Ball State, 10-12-02

Five or more tackles for loss in a game?

DeJuan Goulde, 5 vs. Marshall, 10-14-00

Three or more sacks in a game?

Orion Jones, 3 vs. Arkansas State, 9-26-15

Three or more interceptions in a game?

Quinyon Mitchell, 4 vs. Northern Illinois, 10-8-22

Safety?

Alex Johnson vs. Northern Illinois, 11-9-10

Blocked field goal?

Nate Childress vs. Western Michigan, 10-5-19

Blocked a punt?

Quinyon Mitchell vs. Buffalo, 10-31-23

Blocked field goal returned for a touchdown?

Chase Murdock vs. Eastern Michigan, 10-17-15

Blocked punt return for TD?

Reggie Gilliam vs. Nevada, 9-22-18

Blocked a PAT kick?

Nate Childress vs. Tulsa, 9-16-17

LAST TIME A UT OPPONENT HAD...

Five or more tackles for loss in a game?

Durrell Johnson, Liberty, 5, 12-20-22

Three or more sacks in a game?

Mohamed Kamara, Colorado State, 3.5, 9-18-21

Three or more interceptions in a game?

William Yancey, Navy, 3, 11-10-90

Safety?

Arkansas (Team), 9-12-15

Blocked field goal?

DeZaun Brooks, Eastern Michigan, 11-18-2020

Blocked a punt?

PaSean Wimberly, Bowling Green, 11-15-22

Blocked punt return for TD?

PaSean Wimberly, Bowling Green, 11-15-22

Blocked a PAT kick?

Martin-Oguike, Temple, 12-22-15

Two point defensive conversion return?

Darran Matthews recovered a fumble for 87 yards for a defensive conversion, EMU, 10-21-06



Nate Childress blocked a field-goal attempt and a PAT in 2017.

PUNTING - INDIVIDUAL

LAST TIME A UT PLAYER HAD...

A punt of 70 or more yards?

Jonathon Batzke, 91 yards vs. Buffalo, 10-22-22

LAST TIME A UT OPPONENT HAD...

A punt of 70 or more yards?

Joe Davidson, BGUSU, 82 yards, 10-15-16

FIELD GOALS - INDIVIDUAL

LAST TIME A UT PLAYER HAD...

Four or more field goals in a game?

Jameson Vest, 4 vs. Elon, 8-31-17

A field goal of 50 or more yards?

Thomas Cluckey, 50 yards vs. CMU, 10-16-21

LAST TIME A UT OPPONENT HAD...

Four or more field goals in a game?

Marshall Meeder, 4, CMU, 10-16-21

A field goal of 50 or more yards?

Jack Browning, 50 yards, San Diego State, 9-24-22

SCORING - TEAM

LAST TIME UT...

Had a tie game?

28-28 vs. Miami, 10-14-95

Scored 50 or more points in a game?

71 vs. Texas Southern, 9-9-23

Had a scoring drive of 99 yards?

vs. Northern Illinois, 10-17-09

Had a shutout?

Toledo 37, LIU 0, 9-1-22

Gained 600 yards total offense?

672 vs. Eastern Michigan, 11-2-21

Safety?

vs. Wyoming, 12-30-23 (Team safety)

LAST TIME A UT OPPONENT...

Scored 50 or more points in a game?

77, Ohio State, 9-17-22

Had a shutout?

Appalachian State 34, Toledo 0, 12-23-17

Gained 600 yards total offense?

763, Ohio State, 9-17-22

Safety?

Arkansas, 9-12-15

ATTENDANCE

LAST TIME UT...

Had a capacity crowd in the Glass Bowl?

28,117 vs. Miami (Fla.), 9-15-18

LAST TIME A UT OPPONENT...

Drew over 50,000 fans vs. UT?

105,398 at Ohio State, 9-17-22

RUSHING - TEAM

LAST TIME UT HAD...

Six or more rushing TDs?

6 vs. UMass, 9-10-22

Rushed for 300 or more yards?

375 vs. UMass, 10-7-23

Rushed for 400 or more yards?

436 vs. Colorado State, 9-21-19

Rushed for fewer than 100 yards?

97 vs. Miami (OH), 12-2-23

Rushed for fewer than 50 yards?

42 vs. Ball State, 11-28-2020

LAST TIME A UT OPPONENT HAD...

Six or more rushing TDs?

6, Buffalo, 11-20-19

Rushed for 300 or more yards?

331, Buffalo, 11-19-2019

Rushed for 400 or more yards?

423, Tulsa, 9-16-17

Rushed for fewer than 100 yards?

95, Bowling Green, 11-14-23

Rushed for fewer than 50 yards?

40, San Jose State, 9-16-23

PASSING - TEAM

LAST TIME UT...

Passed for 400 or more yards?

407 vs. Eastern Michigan, 11-8-23

Passed for fewer than 100 yards?

97 vs. Central Michigan, 11-24-23

LAST TIME A UT OPPONENT...

Passed for 400 yards?

482, Ohio State, 9-17-22

Passed for fewer than 100 yards?

38, Ball State, 10-14-23



Glass Bowl Records (1937-2023)

INDIVIDUAL

Yards Rushing

330 Morgan Williams vs. Miami, 2008

Rushing Touchdowns

5 Joe Schwartz vs. Kent State, 1971

Longest Run From Scrimmage

96 Larry Blackman, Kent State, 1973

Passing Yardage

548 Alex Carder, WMU, 2011

Passes Attempted

66 Tim Rattay, Louisiana Tech, 1999

Passes Completed

49 Bruce Gradkowski, vs. Pittsburgh, 2003

Touchdown Passes

7 Alex Carder, WMU, 2011

Pass Completion Percentage (minimum 10 attempts)

.922 Terrance Owens, vs. EMU, 2011

Longest Pass Completion

98 Woodside to J. Johnson vs. Ohio, 10-27-16

Longest Touchdown Pass

98 Woodside to J. Johnson vs. Ohio, 10-27-16

Longest Kickoff Return

100 Chuck Hardy vs. John Carroll, 1948

100 Tommylee Lewis, NIU, 2011

Receptions

16 Jordan White, WMU, 2011

Receiving Yards

246 Odieu Hiliare, Bowling Green, 2022

Touchdown Receptions

5 Eric Page, Northern Illinois, 2011

TEAM

Most Points

88 Toledo (88-0 vs. Davis & Elkins, 1951)

Most Combined Points

129 Toledo 66, WMU 63, 2011

Fewest Combined Points

0 Toledo 0, Bowling Green 0, 1968

Largest Margin Of Victory

88 Toledo 88, Davis & Elkins 0, 1951

Most Points In A Half

48 Toledo vs. Davis & Elkins, 1951 (1st)

Most Points In A Quarter

34 Toledo vs. Davis & Elkins, 1951 (1st)

Most Total Yards

812 Toledo vs. Northern Illinois, 2007

Most Combined Total Yards

1,439 Toledo and WMU, 2011

Most Rushing Yards

466 Toledo vs. Wayne State, 1950

Most Combined Rushing Yards

655 Toledo vs. Bowling Green, 1978

Most Passing Yards

548 Western Michigan, 2011

Most Combined Passing Yards

933 Toledo vs. WMU, 2011

MISCELLANY

First Win

UT 26, Bluffton 0 (Sept. 27, 1937)

Most Wins - One Season

7; 1947

Most Losses - One Season

5; 1964 and 2008

Most Games - One Season

8; 1948

Fewest Games - One Season

4; 1962 (3 in 2020 Covid year)

Consecutive Wins

17; 1969-72, 1999-2002 and 2002-05

Consecutive Losses

6, 1977-78

HOMECOMING RECORD: 66-28 (.702)

vs. Akron: 1-0
vs. Austin Peay: 1-0
vs. Baldwin Wallace: 0-1
vs. Ball State: 1-1
vs. Boston: 0-1
vs. Bowling Green: 6-6
vs. Central Florida: 0-1
vs. Central Michigan: 3-1
vs. Cincinnati: 0-1
vs. Dayton: 2-1

vs. Defiance: 2-0
vs. Eastern Michigan: 5-1
vs. Heidelberg: 0-1
vs. John Carroll: 1-0
vs. Kent: 6-0
vs. Kenyon: 0-1
vs. Liberty: 1-0
vs. Marietta: 1-0
vs. Marshall: 4-0
vs. Massachusetts: 1-0

vs. Miami: 12-4
vs. Michigan B Team: 0-1
vs. Navy: 1-0
vs. North Dakota: 1-0
vs. Northern Illinois: 3-1
vs. Oklahoma City: 1-0
vs. Ohio: 5-0
vs. Western Michigan: 8-5
vs. Wyoming: 0-1



Annual Leaders

RUSHING

Year	Player	Att.	Yards				
2024	Connor Walendzak	128	458	1976	Skip McCulley	102	578
2023	Peny Boone	194	1400	1975	Tim Zimmerman	126	496
2022	Jacquez Stuart	134	770	1974	Mike Taormina	161	609
2021	Bryant Koback	208	1400	1973	Herman Price	168	595
2020	Bryant Koback	123	522	1972	Joe Schwartz	223	776
2019	Bryant Koback	195	1187	1971	Joe Schwartz	226	1130
2018	Bryant Koback	153	917	1970	Charles Cole	196	774
2017	Terry Swanson	242	1363	1969	Tony Harris	153	889
2016	Kareem Hunt	262	1475	1968	Roland Moss	267	1145
2015	Kareem Hunt	178	973	1967	Roland Moss	213	833
2014	Kareem Hunt	205	1650	1966	Roland Moss	175	443
2013	David Fluellen	167	1121	1965	Jim Berkey	142	440
2012	David Fluellen	259	1498	1964	Jim Berkey	103	408
2011	Adonis Thomas	171	1071	1963	Jim Gray	114	645
2010	Adonis Thomas	175	1098	1962	Frank Baker	147	613
2009	DaJuane Collins	178	991	1961	Frank Baker	169	739
2008	Morgan Williams	169	1010	1960	John Murray	142	608
2007	Jalen Parmele	276	1511	1959	Occie Burt	91	437
2006	Jalen Parmele	207	1131	1958	Occie Burt	124	618
2005	Trinity Dawson	232	1294	1957	Norm Billingslea	104	565
2004	Scooter McDougle	146	620	1956	Don Wright	112	498
2003	Trinity Dawson	199	999	1955	Julius Taormina	83	449
2002	Astin Martin	135	785	1954	Mel Triplett	149	803
2001	Chester Taylor	299	1620	1953	Mel Triplett	81	479
2000	Chester Taylor	250	1470	1952	Bob Carson	110	322
1999	Chester Taylor	182	1176	1951	A.C. Jenkins#	116	899
1998	Wasean Tait	151	625	# Statistics through nine games only			
1997	Dwayne Harris	254	1278				
1996	Kevin Kidd	127	453				
1995	Wasean Tait	370	2090				
1994	Casey McBeth	180	1053				
1993	Wasean Tait	139	680				
1992	Casey McBeth	223	1037				
1991	Steve Cowan	162	748				
1990	Troy Parker	233	879				
1989	Wayne Goodwin	196	859				
1988	Neil Trotter	163	783				
1987	David Rohrs	178	681				
1986	Kelvin Farmer	299	1532				
1985	Kelvin Farmer	229	748				
1984	Steve Morgan	336	1291				
1983	Steve Morgan	145	630				
1982	Steve Morgan	143	598				
1981	Arnold Smiley	197	1063				
1980	Melvin Tucker	120	563				
1979	Mike Alston	166	806				
1978	Mike Alston	101	460				
1977	Mike Alston	154	772				



Connor Walendzak



Annual Leaders

PASSING

Year	Player	Att	Com	Yds	TDs	1976	Jeff Hepinstall	198	89	1299	8
2024	Tucker Gleason	385	233	2808	24	1975	Gene Swick	308	190	2487	15
2023	Dequan Finn	317	201	2657	22	1974	Gene Swick	287	178	2234	13
2022	Dequan Finn	315	188	2260	23	1973	Gene Swick	301	165	2234	15
2021	Dequan Finn	250	144	2067	18	1972	Bruce Arthur	171	83	1168	4
2020	Eli Peters	129	88	1106	4	1971	Chuck Ealey	237	126	1821	15
2019	Mitchell Guadagni	122	79	1099	8	1970	Chuck Ealey	285	161	2026	17
2018	Eli Peters	265	146	1837	18	1969	Chuck Ealey	175	98	1428	13
2017	Logan Woodside	411	264	3882	28	1968	Steve Jones	243	98	1197	5
2016	Logan Woodside	418	289	4129	45	1967	John Schneider	245	127	1650	10
2015	Phillip Ely	403	226	2965	23	1966	John Schneider	273	130	1537	7
2014	Logan Woodside	296	185	2263	19	1965	John Schneider	108	54	598	3
2013	Terrance Owens	318	191	2230	18	1964	Dan Simrell	215	115	1239	3
2012	Terrance Owens	350	215	2707	14	1963	Dan Simrell	118	48	608	3
2011	Terrance Owens	230	166	2022	18	1962	Phil Yenrick	97	37	552	5
2010	Austin Dantin	192	127	1254	7	1961	Phil Yenrick	95	37	563	4
2009	Aaron Opelt	261	154	1997	16	1960	Jerry Stoltz	50	16	277	3
2008	Aaron Opelt	376	225	2176	12	1959	Dennis Wilkie	122	47	723	7
2007	Aaron Opelt	249	144	1756	12	1958	Jerry Stoltz	75	29	403	3
2006	Clint Cochran	169	96	960	6	1957	Sam Tisci	131	56	760	9
2005	Bruce Gradkowski	332	207	2469	29	1956	Sam Tisci	64	22	354	3
2004	Bruce Gradkowski	399	280	3518	27	1955	Sam Tisci	58	22	404	1
2003	Bruce Gradkowski	389	277	3210	29	1954	Jerry Nowak	53	25	393	5
2002	Brian Jones	423	297	3446	23	1953	Dave Andrzejewski	84	28	403	1
2001	Tavares Bolden	319	214	2466	13	1952	Dave Andrzejewski	106	41	582	7
2000	Tavares Bolden	283	161	1597	13	1951	Steve Piskach#	86	27	493	4
1999	Tavares Bolden	229	123	1354	8						
1998	Chris Wallace	400	219	2476	17						
1997	Chris Wallace	433	232	2955	27						
1996	Ryan Huzjak	332	183	2058	15						
1995	Ryan Huzjak	314	179	2134	15						
1994	Ryan Huzjak	289	170	1928	17						
1993	Tim Kubiak	146	70	970	8						
1992	Kevin Meger	285	139	1727	6						
1991	Kevin Meger	276	147	1787	6						
1990	Kevin Meger	257	139	1861	6						
1989	Mark Melfi	237	131	1632	10						
1988	Steve Keene	128	66	793	3						
1987	Bill Bergan	130	72	908	0						
1986	A.J. Sager	189	96	1107	3						
1985	A.J. Sager	253	130	1335	4						
1984	A.J. Sager	290	156	1647	7						
1983	Jim Kelso	197	106	1346	7						
1982	Jim Kelso	281	149	1963	8						
1981	Jim Kelso	121	58	875	6						
1980	Jim Kelso	82	41	589	3						
1979	Maurice Hall	122	53	648	8						
1978	Maurice Hall	110	39	610	5						
1977	Jeff Hepinstall	72	26	359	2						



Tucker Gleason



Annual Leaders

RECEPTIONS

Year	Player	Rec.	Yards				
2024	Junior Vandeross III	85	957	1973	Don Seymour	44	773
2023	Jerjuan Newton	52	696	1972	Jeff Calabrese	62	886
2022	Jerjuan Newton	53	830	1971	Don Fair	57	773
2021	Devin Maddox	41	567	1970	Don Fair	81	949
2020	Isaiah Winstead	25	429	1969	Don Fair	33	469
2019	Danzel McKinley-Lewis	36	615	1968	Dennis Tobias	27	294
	Desmond Phillips	36	376	1967	Pete Kramer	34	556
2018	Diontae Johnson	49	761	1966	Henry Burch	38	480
2017	Diontae Johnson	74	1278	1965	Henry Burch	36	325
2016	Corey Jones	66	817	1964	Henry Burch	47	412
2015	Corey Jones	55	577	1963	Jim Gray	15	168
2014	Corey Jones	68	842	1962	Jim Thibert	11	198
2013	Bernard Reedy	62	840	1961	Pete Jolliff	18	330
2012	Bernard Reedy	88	1113	1960	Bob Smith	14	268
2011	Eric Page	125	1182	1959	Bob Smith	18	455
2010	Eric Page	99	1105	1958	Jack Campbell	16	214
2009	Eric Page	82	1159	1957	Gene Cook	30	495
2008	Nick Moore	78	779	1956	Dan Howell	13	218
2007	Stephen Williams	73	1169	1955	Gene Cook	10	230
2006	Chris Hopkins	54	565	1954	Dick Basich	14	255
2005	Steve Odom	55	690	1953	Rick Kaser	11	189
2004	Lance Moore	90	1189	1952	Bob Carson	18	428
2003	Lance Moore	103	1194				
2002	Carl Ford	79	1062				
2001	Dontà Greene	64	643				
2000	Mel Long	50	587				
1999	Mel Long	47	599				
1998	Ray Curry	45	513				
1997	Mel Long	47	556				
1996	James Spriggs	53	754				
1995	Steve Rosi	44	546				
1994	Scott Brunswick	44	572				
1993	Scott Brunswick	41	571				
1992	Marcus Goodwin	58	738				
1991	Marcus Goodwin	42	600				
1990	Rick Isaiah	49	717				
1989	Rick Isaiah	46	743				
1988	Rick Isaiah	25	389				
1987	Eric Hutchinson	29	431				
1986	Eric Hutchinson	33	504				
1985	Jay Walsh	27	284				
1984	Eric Hutchinson	26	451				
1983	Capus Robinson	31	499				
1982	Capus Robinson	43	709				
1981	Rod Achter	14	361				
1980	Rod Achter	10	269				
1979	Butch Hunyadi	29	500				
1978	Butch Hunyadi	19	494				
1977	Frank Jarm	12	204				
1976	Scott Resseguie	32	530				
1975	Scott Resseguie	39	683				
1974	John Ross	77	866				



Junior Vandeross



Annual Leaders

SCORING

Year	Player	Pts.	Pos.				
2024	Dylan Cunanan	85	K	1978	Maurice Hall	36	QB
2023	Penny Boone	96	RB	1977	Jeff Hepinstall	24	QB
2022	Thomas Cluckey	91	K	1976	Jeff Hepinstall	56	QB
2021	Bryant Koback	110	RB	1975	Gene Swick	50	QB
2020	Bryant Koback	36	RB	1974	Virgil Crots	62	K
2019	Bryant Koback	84	RB	1973	Don Seymour	62	TE
2018	Jameson Vest	109	K	1972	Joe Schwartz	72	RB/QB
2017	Jameson Vest	131	K	1971	Joe Schwartz	120	RB/QB
2016	Jameson Vest	100	K	1970	Tom Duncan	76	K
	Michael Roberts	100	TE	1969	Charles Cole	78	FB
2015	Jameson Vest	106	K	1968	Roland Moss	84	RB
2014	Jeremiah Detmer	108	K	1967	Roland Moss	96	RB
2013	Jeremiah Detmer	101	K	1966	Roland Moss	38	RB
2012	Jeremiah Detmer	116	K	1965	Jim Berkey	24	FB
2011	Ryan Casano	96	K	1964	Jim Berkey	42	FB
2010	Eric Page	68	WR	1963	Jim Gray	60	RB
2009	DaJuane Collins	84	RB	1962	Phil Yenrick	38	QB
2008	Alex Steigerwald	77	K	1961	Phil Yenrick	44	QB
2007	Jalen Parmele	96	RB	1960	John Murray	30	FB
2006	Alex Steigerwald	57	K	1959	Bob Smith	30	WR
2005	Jason Robbins	93	K	1958	Norm Billingslea	26	RB
2004	Lance Moore	90	WR	1957	Gene Cook	30	WR
2003	Trinity Dawson	72	RB		Roy Hodge	30	RB
2002	Jason Robbins	93	K	1956	Don Wright	27	RB
2001	Chester Taylor	144	RB	1955	Julius Taormina	24	RB
2000	Chester Taylor	114	RB		Dick Basich	24	RB
1999	Todd France	85	K	1954	Don Wright	53	RB
1998	Todd France	61	K	1953	Dick McKimmy	24	RB
1997	Dwayne Harris	74	RB	1952	Bob Carson	37	RB
	Chris Merrick	74	K				
1996	Ryan Klaer	44	K				
1995	Wasean Tait	144	RB				
1994	Casey McBeth	86	RB				
1993	Mark Spring	47	K				
1992	Rusty Hanna	89	K				
1991	Rusty Hanna	53	K				
1990	Rusty Hanna	82	K				
1989	Rusty Hanna	74	K				
1988	Bruce Nichols	68	K				
1987	Bruce Nichols	57	K				
1986	Kelvin Farmer	96	RB				
1985	Bruce Nichols	41	K				
1984	Steve Morgan	60	RB				
1983	Tony Lee	74	K				
1982	Tony Lee	64	K				
1981	Tony Lee	63	K				
1980	Jim Kelso	36	QB				
1979	David Ridgway	40	K				



Dylan Cunanan



Annual Leaders

TACKLES



Maxen Hook

Year	Player	Tackles	Year	Player	Tackles
2024	Maxen Hook	107	1996	Marcus Matthews	102
2023	Dallas Gant	117	1996	Mark Herron	102
2022	Dallas Gant	116	1995	Jamie Johnson	137
2021	Jonathan Jones	97	1994	Brent Parkhill	89
2020	Dyontae Johnson	47	1993	Jim Gant	190
2019	Jordan Fisher	89	1992	Darrell Mossburg	133
2018	Richard Olekanma	86	1991	Matt Eberflus	138
2017	Jack Linch	75	1990	Matt Eberflus	89
2016	DeJuan Rogers	94	1989	Dwayne Smith	141
2015	Chase Murdock	89	1988	Tom Gruno	132
2014	Junior Sylvestre	100	1987	Steve Huffman	166
2013	Junior Sylvestre	118	1986	Steve Huffman	155
2012	Dan Molls	166	1985	Tim Inglis	157
2011	Desmond Marrow	83	1984	Clayton Moore	154
2010	Archie Donald	146	1983	Clayton Moore	125
2009	Archie Donald	116	1982	John Brady	101
2008	Archie Donald	119	1981	Marlin Russell	155
2007	Lester Richmond	97	1980	Jack Laraway	150
2006	Tyrrell Herbert	74	1979	Doug Williams	142
2005	Anthony Jordan	107	1978	Doug Williams	190
2004	Patrick Body	113	1977	Aaron Bivins	180
2003	Anthony Jordan	138	1976	Aaron Bivins	186
2002	Tom Ward	180	1975	Larry Macek	200
2001	Tom Ward	139	1974	Ed Scott	195
2000	Kevin Rollins	95	1973	Ed Scott	204
	Andy Boyd	95	1972	Willie Duke	128
1999	Jason Lamar	103	1971	John Niezgoda	149
1998	Darrick Beckwith	134	1970	Steve Schnitkey	178
1997	Matt Vaillant	122	1969	John Niezgoda	201

SACKS

Year	Player	Sacks	Year	Player	Sacks
2024	D'Andre Ragin	4.5	2003	Ray Turner	5
2023	Judge Culpepper	9.0	2002	Frank Ofili	4
2022	Jamal Hines	6.5	2001	David Bockmore	8
2021	Jamal Hines	10.0	2000	Kevin Rollins	10
2020	Desjuan Johnson	3.0	1999	Kevin Rollins	11
2019	Saeed Holt	3.5	1998	DeJuan Goulde	6
2018	Tuzar Skipper	8.5	1997	Jason Richards	5
2017	Olasunkanmi Adeniyi	8.5	1996	Marcus Matthews	7
2016	Treyvon Hester	5.0	1995	Steve Haynes	7
2015	Orion Jones	6.0	1994	Bo Reichart	6
2014	Orion Jones	6.0	1993	Maurice Balls	4
2013	Jayrone Elliott	9.0	1992	Dan Williams	13
2012	Jayrone Elliott	6.0	1991	Terry Jackson	6
2011	Ben Pike	5.0	1990	Dan Williams	10
2010	Malcolm Riley	5.5	1989	Tony Hirsal	4
	Douglas Westbrook	5.5		Phil Brown	4
2009	Derrick Summers	4.0	1988	Doug Spidel	8
2008	Albertson Alexandre	2.0	1987	Paul Sandor	4
	Sean Williamson	2.0	1986	Keith Dunbar	6
2007	Bernard Faithful	2.0	1985	Bob Beemer	13
2006	Mike Alston	7.0	1984	Bob Beemer	6
2005	Mike Alston	9.5		Waynard Jones	6
2004	Mike Alston	5.0	1983	Bob Beemer	10
			1982	Darin Wright	8



D'Andre Ragin



Annual Leaders



Jackson Barrow

Year	Player	TFL
2024	Jackson Barrow	10.0
2023	Judge Culpepper	10.5
2022	Desjuan Johnson	16.5
2021	Jamal Hines	15.0
2020	Desjuan Johnson	8.0
2019	Saeed Holt	11.0
2018	Reggie Howard	15.0
2017	Olasunkanmi Adeniyi	20.0

TACKLES FOR LOSS

2016	John Stepec	14.0
2015	Orion Jones	12.0
	Allen Covington	12.0
2014	Trent Voss	15.0
2013	Jayrone Elliott	14.0
2012	Hank Keighley	8.5
2011	T.J. Fatinikun	7.5
	Malcolm Riley	7.5
	Terrell Anderson	7.5
2010	T.J. Fatinikun	13.0
2009	Barry Church	8.5
2008	Albertson Alexandre	7.0
2007	Greg Hay	8.0
2006	Mike Alston	17.0
2005	Mike Alston	12.5
2004	Keon Jackson	10.5
2003	Ray Turner	13
2002	David Gardner	12
2001	David Bockmore	17
2000	DeJuan Goulde	17
1999	Kevin Rollins	18
1998	Jason Lamar	12
	DeJuan Goulde	12
1997	Jason Richards	12

1996	Marcus Matthews	16
1995	Steve Haynes	13
1994	Bo Reichart	9
1993	Matt Riesen	9
1992	Dan Williams	28
1991	Dan Williams	15
1990	Dan Williams	7
1989	Tony Hirsell	11
1988	Mike McCreary	8
	Tony Hirsell	8
1987	Brian Gabel	13
1986	Marc Patton	5
	Brian Gabel	5
	Clarence Good	5
1985	Bob Beemer	15
1984	Bob Beemer	14
1983	Bob Beemer	13
1982	Darin Wright	14
1981	Mike Russell	17
1980	Jeff Jackson	12
1979	Mike Kennedy	11
1978	Joe Conroy	16
1977	Joe Conroy	9
1976	Larry Lunderman	12

INTERCEPTIONS

Year	Player	INT
2024	Braden Awls	4
2023	Maxen Hook	3
2022	Quinyon Mitchell	5
2021	Samuel Womack	2
	Chris McDonald, Jr.	2
2020	Nate Bauer	2
2019	Kahlil Robinson	3
2018	Zachary Ford	2
	Jamal Hines	2
	Tyler Taafe	2
2017	Kahlil Robinson	4
2016	Connery Swift	2
2015	Cheatham Norrils	3
2014	Jordan Haden	3
2013	Chaz Whittaker	2
2012	Jermaine Robinson	4
2011	Desmond Marrow	3
	Jermaine Robinson	3
2010	Archie Donald	3
	Desmond Marrow	3
	Dan Molls	3
2009	Douglas Westbrook	3
2008	Tyrrell Herbert	4
2007	Barry Church	3
	Myshan Veasley-Pettis	3
2006	Barry Church	4
2005	Keon Jackson*	4
2004	Keon Jackson*	3
	Nigel Morris*	3

2003	Brandon Hefflin	5
2002	Brandon Hefflin*	6
2001	Corey Morris*	4
2000	Andy Boyd	3
	Brandon Hefflin	3
1999	Jehu Anderson	3
	Andy Boyd	3
1998	Keith Travis	3
	Kelly Herndon	3
	Andy Boyd	3
1997	Rasche` Sumpter	3
	Clarence Love	3
1996	Mark Herron	4
1995	Jamal Belt*	6
	Craig Dues*	6
1994	Jamal Belt	3
1993	Al Baker	3
1992	Al Baker	4
1991	Paul Simpson	2
	Darrin Anderson	2
1990	Dan Vargo	5
1989	David Walkosky	3
1988	John Bowsher	5
1987	Keith Saunders	3
1986	Harold McGuire	3
1985	Dexter Clark	5
	Bryant Jones	5
1984	Mark Brandon*	7
1983	Mark Brandon	9
1982	John Brady	2

	John Gudger	2
1981	Mike Kennedy*	4
	Jack Laraway*	4
1980	Tad Wampfler	4
1979	Dan Cox	5
1978	Ed Jefferson	2
	Mark Sutter	2
1977	Dave Hausfold	2



Braden Awls



Annual Leaders

PASS BREAKUPS



Averly Smith

Year	Player	PBU			
2024	Averly Smith	14	2007	Walter Atkins	7
2023	Quinyon Mitchell	18	2006	Barry Church	6
2022	Quinyon Mitchell	20	2005	Keon Jackson	9
2021	Samuel Womack	16		Antonio Malone	9
2020	Samuel Womack	8	2004	Nigel Morris	10
2019	Samuel Womack	15	2003	Keon Jackson	7
2018	Ka'dar Hollman	12	2002	Keon Jackson	11
2017	Trevon Mathis	8	2001	Jehu Anderson	10
2016	Ka'dar Hollman	8	2000	Jehu Anderson	10
2015	Cheatham Norrils	13	1999	Jason Lamar	9
2014	Christian Dukes	10		Ira Singleton	9
2013	Cameron Cole	3	1998	Kelly Herndon	9
2012	Jermaine Robinson	11	1997	Clarence Love	13
2011	Desmond Marrow	15	1996	Mark Herron	11
2010	Desmond Marrow	6	1995	Mark Herron	11
2009	Daxton Swanson	7	1994	Jamal Belt	11
2008	Barry Church	6	1993	Jamal Belt	13
			1992	Chad Brown	12

PUNTING

Year	Player	Avg.			
2024	Emilio Duran	40.6	1997	Gabe Lindstrom	40.5
2023	Emilio Duran	37.8	1996	Ty Grude	42.9
2022	Jonathon Batzke	39.0	1995	Ty Grude	42.5
2021	Bailey Flint	40.3	1994	Ty Grude	38.5
2020	Bailey Flint	36.4	1993	Ty Grude	33.6
2019	Thomas Cluckey	42.1	1992	Brian Borders	40.5
2018	Bailey Flint	40.9	1991	Brian Borders	36.0
2017	Bailey Flint	38.0	1990	Brian Borders	40.8
2016	Nick Ellis	43.1	1989	Brian Borders	40.3
2015	Nick Ellis	39.4	1988	Tyler Bordick	38.3
2014	Nick Ellis	36.6	1987	Pete Krimm	35.6
2013	Vince Penza	41.0	1986	Pete Krimm	34.9
2012	Vince Penza	40.5	1985	Pete Cochran	36.7
2011	Vince Penza	37.8	1984	David Walker	38.7
2010	Vince Penza	39.8	1983	David Walker	40.9
2009	Bill Claus	37.4	1982	David Walker	34.8
2008	Bill Claus	38.8	1981	Mike Denney	37.7
2007	Brett Kern	46.1	1980	Mike Denney	34.5
2006	Brett Kern	41.7	1979	David Ridgeway	37.6
2005	Brett Kern	39.5	1978	Rich Wurst	37.0
2004	Brett Kern	40.6	1977	Rich Wurst	38.5
2003	Brandon Hannum	43.5	1976	Rich Wurst	36.3
2002	Brandon Hannum	39.4	1975	Rich Wurst	38.5
2001	Brandon Hannum	40.8	1974	Jim Cameron	37.3
2000	Brandon Hannum	37.9	1973	Jim Cameron	35.3
1999	John Manly	35.6	1972	Bill O'Hara	36.5
1998	Gabe Lindstrom	41.0	1971	Bill O'Hara	37.8
			1970	Jeff Siek	33.3
			1969	Jeff Siek	33.0
			1968	Roland Moss	39.4
			1967	Dennis Hromika	34.8
			1966	Dennis Hromika	34.8
			1965	Dennis Hromika	36.8
			1964	Bob Buchs	36.6
			1963	Tom Nolan	36.6




Emilio Duran



Annual Leaders

FIELD GOALS

Year	Player	FG-Att.			
2024	Dylan Cunanan	15-21	1980	David Ridgeway	5-6
2023	Luke Pawlak	12-15	1979	David Ridgeway	5-12
2022	Thomas Cluckey	13-17	1978	David Ridgeway	3-10
2021	Thomas Cluckey	14-24	1977	David Ridgeway	4-13
2020	Thomas Cluckey	5-5	1976	Mike Sherman	2-4
2019	Evan Davis	8-13	1975	Bob Kellener	5-8
2018	Jameson Vest	15-20	1974	Virgil Crots	9-14
2017	Jameson Vest	25-30	1973	George Keim	3-13
2016	Jameson Vest	13-19	1972	George Keim	6-12
2015	Jameson Vest	19-27	1971	George Keim	6-13
2014	Jeremiah Detmer	17-22	1970	Tom Duncan	12-22
2013	Jeremiah Detmer	19-20	1969	Kenneth Crots	6-18
2012	Jeremiah Detmer	24-29	1968	Kenneth Crots	9-NA
2011	Ryan Casano	10-13	1967	Kenneth Crots	5-NA
2010	Bill Claus	4-7	1966	Bob Buchs	5-NA
2009	Alex Steigerwald	12-16	1965	Bob Buchs	1-NA
2008	Alex Steigerwald	16-21	1964	Bob Buchs	1-NA
2007	Alex Steigerwald	13-13	1963	None Made	
2006	Alex Steigerwald	7-8	1962	None Made	
2005	Jason Robbins	13-13	1961	Tom McCartney	1-NA
2004	Jason Robbins	9-10	1960	Tom McCartney	2-NA
2003	Jason Robbins	3-7	1959	Tom McCartney	2-NA
2002	Jason Robbins	13-16	<p><i>No field goals were made from 1950-58. Records prior to 1950 are not available.</i></p> 		
2001	Todd France	15-20			
2000	Todd France	15-19			
1999	Todd France	18-26			
1998	Todd France	11-19			
1997	Chris Merrick	11-16			
1996	Ryan Klaer	8-13			
1995	Mark Spring	9-18			
1994	Ryan Klaer	9-14			
1993	Mark Spring	7-12			
1992	Rusty Hanna	21-29			
1991	Rusty Hanna	12-20			
1990	Rusty Hanna	18-28			
1989	Rusty Hanna	15-17			
1988	Bruce Nichols	15-17			
1987	Bruce Nichols	15-23			
1986	Bruce Nichols	11-15			
1985	Bruce Nichols	9-15			
1984	David Walker	13-25			
1983	Tony Lee	15-19			
1982	Tony Lee	15-19			
1981	Tony Lee	10-13			

Dylan Cunanan



Annual Leaders

PUNT RETURNS



Bryson Hammer

Year	Player	Avg.
2024	Bryson Hammer	13.4
2023	Devin Maddox	8.7
2022	Adam Beale	8.1
2021	Devin Maddox	7.2
2020	Ronnie Blackmon	4.5
2019	Devin Maddox	8.7

2018	Diontae Johnson	18.5	1990	Rick Isaiah	5.7
2017	Danzel McKinley-Lewis	8.1	1989	Joe Lajewski	4.3
2016	Corey Jones	9.6	1988	Joe Lajewski	7.8
2015	Corey Jones	10.2	1987	Renza Hughley	3.0
2014	Corey Jones	6.4	1986	Renza Hughley	4.1
2013	Bernard Reedy	10.8	1985	Eddie Harris	6.4
2012	Bernard Reedy	11.1	1984	Eddie Harris	7.5
2011	Eric Page	10.9	1983	Eddie Harris	7.7
2010	Eric Page	3.8	1982	Eddie Harris	6.8
2009	Eric Page	10.8	1981	Richard Wray	4.3
2008	Nick Moore	6.2	1980	Scott Alexander	6.1
2007	Nick Moore	6.9	1979	Scott Alexander	2.8
2006	Steve Odom	3.7	1978	Scott Alexander	8.0
2005	Steve Odom	6.3	1977	Dave Harsfield	5.9
2004	Lance Moore	13.8	1976	Mike Slater	3.0
2003	Lance Moore	12.9	1975	Pat Cotter	10.3
2002	Dontà Greene	14.8	1974	Randy Whatley	6.3
2001	Dontà Greene	11.7	1973	Pete Alsup	7.7
2000	Tony Miller	8.4	1972	Pete Alsup	9.3
1999	Jameel Turner	7.0	1971	Steve Banks	4.2
1998	Jameel Turner	5.9	1970	Steve Banks	8.0
1997	Jameel Turner	10.4	1969	Dan Crockett	8.9
1996	Mace Freeman	6.7	1968	Dan Crockett	5.2
1995	Mark Herron	6.2	1967	Pete Kramer	13.4
1994	Tom Boyd	10.3	1966	Jim Hauser	8.7
1993	Mark Herron	6.2	1965	Jim Grey	6.6
1992	Marcus Goodwin	6.6	1964	Jim Grey	7.4
1991	Joe Lajewski	6.6	1963	Jim Grey	17.6

KICKOFF RETURNS

Year	Player	Avg.
2024	Jacquez Stuart	32.7
2023	Jacquez Stuart	29.1
2022	Jacquez Stuart	18.5
2021	Jacquez Stuart	27.9
2020	Jacquez Stuart	18.7
2019	Ronnie Jones	25.2
2018	Diontae Johnson	25.8
2017	Diontae Johnson	22.8
2016	Corey Jones	19.7
2015	Diontae Johnson	22.8
2014	Kishon Wilcher	22.0
2013	Bernard Reedy	22.3
2012	Bernard Reedy	27.7
2011	Eric Page	25.2
2010	Eric Page	31.1
2009	Eric Page	25.4
2008	Greg Harris	21.5
2007	Jalen Parmele	28.0
2006	Richard Davis	21.9
2005	Richard Davis	22.8
2004	Lance Moore	21.2
2003	Lance Moore	21.7
2002	Dontà Greene	22.5
2001	Dontà Greene	20.6
2000	Tony Miller	26.3
1999	Carl Ford	20.3
1998	Dwayne Harris	18.2
1997	Ray Curry	20.1

1996	Mace Freeman	16.2
1995	Dwayne Harris	25.3
1994	Tyrone Brown	22.0
1993	A. Morgan	24.6
1992	A. Morgan	21.1
1991	Marcus Goodwin	20.3
1990	Rick Isaiah	20.9
1989	Corey Ivey	16.8
1988	Alan Smiley	21.9
1987	Renza Hughley	19.7
1986	Renza Hughley	22.2
1985	Eddie Harris	19.3
1984	Eddie Harris	19.8
1983	Arnold Smiley	18.2
1982	Eddie Harris	20.3
1981	Steve Morgan	22.6
1980	Arnold Smiley	19.4
1979	Mike Alston	13.8
1978	Willis Bell	20.7
1977	Mike Alston	22.8
1976	Irv Kenerly	19.8
1975	Carl Fortman	15.5
1974	Randy Whatley	21.4
1973	Randy Whatley	23.5
1972	Jim Mulinix	21.6
1971	John Saunders	13.7
1970	Glyn Smith	25.0
1969	Dan Crockett	16.4



Jacquez Stuart

1968	Dan Crockett	27.5
1967	David Witkowski	19.6
1966	Don Thomas	19.4
1965	Willie Loper	23.1
1964	Willie Loper	24.9
1963	Jim Grey	19.4



MAC Championship Game



Dequan Finn was named Offensive MVP of the 2022 MAC Championship Game.

MAC CHAMPIONSHIP GAME RESULTS

Year	Results	Site	Att.
1997	Marshall 34, Toledo 14	Huntington, WV	28,021
1998	Marshall 23, Toledo 17	Huntington, WV	28,085
1999	Marshall 34, W. Michigan 30	Huntington, WV	28,069
2000	Marshall 19, W. Michigan 14	Huntington, WV	24,816
2001	Toledo 41, Marshall 36	Toledo, Ohio	20,025
2002	Marshall 49, Toledo 45	Huntington, WV	24,582
2003	Miami 49, Bowling Green 27	Bowling Green, Ohio	24,813
2004	Toledo 35, Miami 27	Detroit	22,138
2005	Akron 31, Northern Illinois 30	Detroit	12,051
2006	Central Michigan 31, Ohio 10	Detroit	25,483
2007	Central Michigan 35, Miami 10	Detroit	25,013
2008	Buffalo 42, Ball State 24	Detroit	12,871
2009	Central Michigan 20, Ohio 10	Detroit	23,714
2010	Miami 26, Northern Illinois 21	Detroit	12,031
2011	Northern Illinois 23, Ohio 20	Detroit	13,052
2012	Northern Illinois 44, Kent St. 37 (2OT)	Detroit	18,132
2013	Bowling Green 47, N. Illinois 27	Detroit	21,106
2014	Northern Illinois 51, Bowling Green 17	Detroit	15,110
2015	Bowling Green 34, N. Illinois 14	Detroit	16,425
2016	Western Michigan 29, Ohio 23	Detroit	45,615
2017	Toledo 45, Akron 28	Detroit	16,225
2018	Northern Illinois 30, Buffalo 29	Detroit	10,255
2019	Miami 26, Central Michigan 21	Detroit	22,427
2020	Ball State 38, Buffalo 28	Detroit	N/A
2021	Northern Illinois 41, Kent State 23	Detroit	10,317
2022	Toledo 17, Ohio 7	Detroit	15,550
2023	Miami 23, Toledo 14	Detroit	20,200
2024	Ohio 38, Miami 3	Detroit	15,478

MAC CHAMPIONS

1947 - Cincinnati	1973 - Miami	1999 - Marshall
1948 - Miami	1974 - Miami	2000 - Marshall
1949 - Cincinnati	1975 - Miami	2001 - Toledo
1950 - Miami	1976 - Ball State	2002 - Marshall
1951 - Cincinnati	1977 - Miami	2003 - Miami
1952 - Cincinnati	1978 - Ball State	2004 - Toledo
1953 - Ohio	1979 - CMU	2005 - Akron
1954 - Miami	1980 - CMU	2006 - CMU
1955 - Miami	1981 - Toledo	2007 - CMU
1956 - Bowling Green	1982 - Bowling Green	2008 - Buffalo
1957 - Miami	1983 - NIU	2009 - CMU
1958 - Miami	1984 - Toledo	2010 - Miami
1959 - Bowling Green	1985 - Bowling Green	2011 - NIU
1960 - Ohio	1986 - Miami	2012 - NIU
1961 - Bowling Green	1987 - EMU	2013 - Bowling Green
1962 - Bowling Green	1988 - WMU	2014 - NIU
1963 - Ohio	1989 - Ball State	2015 - Bowling Green
1964 - Bowling Green	1990 - Toledo/CMU	2016 - WMU
1965 - BGSU/Miami	1991 - Bowling Green	2017 - Toledo
1966 - Miami/WMU	1992 - Bowling Green	2018 - NIU
1967 - Toledo/Ohio	1993 - Ball State	2019 - Miami
1968 - Ohio	1994 - CMU	2020 - Ball State
1969 - Toledo	1995 - Toledo	2021 - NIU
1970 - Toledo	1996 - Ball State	2022 - Toledo
1971 - Toledo	1997 - Marshall	2023 - Miami
1972 - Kent State	1998 - Marshall	2024 - Ohio

MAC DIVISION CHAMPIONS

1997-2023

West Division

1997 - Toledo
1998 - Toledo
1999 - Western Michigan
2000 - Western Michigan*/Toledo
2001 - Toledo*/Northern Illinois/
Ball State
2002 - Toledo*/Northern Illinois
2003 - Bowling Green
2004 - Toledo*/Northern Illinois
2005 - Northern Illinois*/Toledo
2006 - Central Michigan
2007 - Central Michigan*/Ball St.
2008 - Ball State
2009 - Central Michigan
2010 - Northern Illinois
2011 - Northern Illinois*/Toledo
2012 - Northern Illinois
2013 - Northern Illinois
2014 - Northern Illinois*/Toledo
2015 - Northern Illinois*/Toledo/
Western Michigan/Central Michigan
2016 - WMU
2017 - Toledo
2018 - Northern Illinois
2019 - Central Michigan
2020 - Ball State
2021 - Northern Illinois
2022 - Toledo*/Eastern Michigan
2023 - Toledo

East Division

1997 - Marshall
1998 - Marshall
1999 - Marshall
2000 - Marshall*/Akron
2001 - Marshall
2002 - Marshall
2003 - Miami
2004 - Miami
2005 - Akron*/Miami/
Bowling Green
2006 - Ohio
2007 - Miami*/Bowling Green/
Buffalo
2008 - Buffalo
2009 - Ohio
2010 - Miami
2011 - Ohio
2012 - Kent State
2013 - Bowling Green
2014 - Bowling Green
2015 - Bowling Green
2016 - Ohio*/Miami
2017 - Akron
2018 - Buffalo
2019 - Miami
2020 - Buffalo
2021 - Kent State
2022 - Ohio
2023 - Miami

* Advanced to MAC Championship Game by tiebreaker

All-Time Record vs. Opponents

<u>OPPONENT</u>	<u>W</u>	<u>L</u>	<u>T</u>	<u>SERIES BEGAN</u>	<u>LAST PLAYED</u>						
Adrian	0	2	0	1919	1921	E. Washington	1	0	0	2013	2013
Air Force	1	0	0	2011	2011	Elon	1	0	0	2017	2017
Akron	13	10	0	1923	2024	Findlay	8	2	0	1917	1936
Alma	0	2	1	1922	1927	Florida	0	1	0	2013	2013
Appalachian State	0	1	0	2016	2016	Florida International	1	3	0	2008	2018
Arizona	0	4	0	1985	2012	Florida State	0	1	0	1986	1986
Arizona State	0	1	0	1979	1979	Fort Belvoir	0	1	0	1953	1953
Arkansas	1	0	0	2015	2015	Fresno State	1	3	0	2005	2018
Arkansas State	5	0	0	1990	2016	Georgetown (KY)	1	0	0	1937	1937
Assumption	1	1	0	1924	1925	Grand Rapids	1	0	0	1923	1923
Austin Peay	1	0	0	1988	1988	Great Lakes	1	0	0	1947	1947
Baldwin-Wallace	6	2	1	1921	1959	Haskell Institute	0	0	1	1935	1935
Ball State	27	21	1	1975	2023	Heidelberg	1	3	1	1930	1936
Bates	2	0	0	1946	1948	Hillsdale	3	4	0	1918	1960
Bluffton	4	3	0	1921	1937	Illinois	0	1	0	2023	2023
Boise State	0	2	0	2010	2011	Illinois Wesleyan	2	0	0	1941	1942
Boston	0	2	0	1935	1936	Indiana	0	3	0	1989	1996
Boston College	0	1	0	2002	2002	Indiana State	1	0	0	1994	1994
Bowling Green	43	42	4	1919	2024	Iowa State	2	2	0	2006	2015
Bradley	7	1	0	1941	1961	Jefferson Barracks	1	0	0	1941	1941
Brandeis	0	0	1	1956	1956	John Carroll	7	6	2	1933	1954
Brigham Young	1	1	0	2016	2019	Kansas	1	3	0	1991	2007
Buffalo	8	7	0	1925	2024	Kent State	28	21	0	1942	2022
Butler	1	2	0	1940	1942	Kentucky	0	1	0	2019	2019
Camp Shelby	1	0	0	1941	1941	Kenyon	2	0	0	1933	1934
Canisius	0	2	0	1947	1948	Liberty	4	0	0	1994	2022
Capital	2	2	0	1932	1935	Long Island	1	2	0	1939	2022
Carnegie Tech	0	2	0	1923	1924	Loras	0	1	0	1949	1949
Case	3	1	0	1934	1947	Louisiana Tech	0	2	0	1996	1999
Central Florida	1	2	0	1997	2002	Louisville	3	5	0	1925	1981
Central Michigan	30	20	3	1928	2024	Maine	1	0	0	2016	2016
Cincinnati	3	5	0	1921	2014	Marietta	1	0	0	1932	1932
Coastal Carolina	1	0	0	2012	2012	Marshall	22	18	1	1938	2003
Colorado	1	0	0	2009	2009	Massachusetts	9	1	0	1976	2024
Colorado State	2	2	0	1970	2021	McNeese State	1	2	0	1980	2006
Connecticut	0	1	0	2004	2004	Miami (Fla.)	0	3	0	1987	2018
Davidson	1	0	0	1969	1969	Miami (Ohio)	24	29	1	1938	2024
Davis & Elkins	2	0	0	1940	1951	Michigan	1	0	0	2008	2008
Dayton	10	13	0	1924	1976	Michigan "B" Team	0	1	0	1928	1928
Defiance	7	4	0	1918	1933	Michigan State	0	1	0	1925	1925
Denison	1	1	0	1935	1936	Minnesota	1	3	0	1978	2004
Detroit	1	4	0	1917	1964	Mississippi State	1	0	0	2024	2024
Detroit Tech	3	0	0	1939	1941	Missouri	0	2	0	2013	2014
Duquesne	1	0	0	2024	2024	Morgan State	0	0	0	2025	2025
East Carolina	2	2	0	1970	1981	Murray State	1	0	0	2019	2019
Eastern Illinois	2	0	0	1984	2000	Muskingum	4	0	0	1922	1957
Eastern Kentucky	3	2	2	1952	1959	Navy	3	1	0	1990	2013
Eastern Michigan	39	13	0	1923	2024	Nevada	5	0	0	1995	2018
E. Tennessee St.	1	0	0	1995	1995	Nevada-Las Vegas	2	1	0	1984	2003
						New Hampshire	5	0	0	1947	2014



All-Time Record vs. Opponents

OPPONENT	W	L	T	SERIES BEGAN	LAST PLAYED
Norfolk State	1	0	0	2021	2021
North Dakota	2	0	0	1939	1949
Northern Illinois	35	17	0	1967	2024
Notre Dame "B"	0	1	0	1923	1923
Notre Dame	0	1	0	2021	2021
Ohio	33	22	1	1925	2024
Ohio Northern	0	3	0	1917	1930
Ohio State	0	4	0	1998	2022
Ohio St. "B" Team	0	1	0	1932	1932
Ohio Wesleyan	2	0	0	1937	1938
Oklahoma City	2	0	0	1948	1949
Otterbein	3	0	0	1932	1936
Penn State	1	0	0	2000	2000
Pittsburgh	2	2	0	2002	2024
Pittsburg St. (Kan.)	1	0	0	1950	1950
Purdue	3	3	0	1992	2010
Quantico Marines	1	0	1	1965	1966
Richmond	3	0	0	1968	1983
St. Bonaventure	0	1	0	1950	1950
St. Joseph	1	1	0	1938	1941
St. Mary's (Texas)	2	0	0	1938	1939
San Diego St.	0	1	0	2022	2022
San Jose State	2	0	0	1981	2023
Scranton	0	2	0	1939	1940
South Dakota St.	1	1	0	1947	1962
Southern Illinois	3	0	0	1963	1993
Springfield	2	0	0	1948	1949
Stony Brook	0	0	0	2015	2015
Syracuse	0	3	0	1999	2011
Tampa	0	3	0	1972	1974
Temple	8	3	0	1961	2015
Texas-Arlington	2	0	0	1971	1972
Texas-El Paso	1	0	0	2005	2005
Texas Southern	1	0	0	2023	2023
Tulsa	2	1	0	1962	2017
Utah State	0	1	0	2012	2012
US Coast Guard	0	1	0	1942	1942
Valparaiso	1	0	0	1939	1939
Villanova	5	5	0	1963	1975
VMI	1	0	0	2018	2018
Washington	0	1	0	1991	1991
Washington State	0	0	0	2025	2025
Wayne State	13	8	1	1919	1950
Weber State	2	0	0	1996	2000

Western Carolina	1	0	0	1975	1975
Western Illinois	1	0	0	2005	2005
Western Kentucky	0	1	0	2024	2024
Western Michigan	46	31	0	1939	2023
Western Reserve	2	7	1	1919	1954
West Liberty	1	0	0	1938	1938
West Virginia	0	1	0	1937	1937
Wichita State	2	2	0	1946	1986
William & Mary	1	0	0	1970	1970
Wisconsin	0	2	0	1982	1989
Wittenberg	0	1	0	1927	1927
Wooster	0	1	0	1920	1920
Wyoming	1	2	0	2010	2023
Xavier	4	9	0	1926	1973
Youngstown State	4	2	1	1942	1961

2025 opponents in bold



Toledo recorded its second win against an SEC school with a 41-17 victory at Mississippi State in 2024.

All-Time Record vs. Conferences

Records reflect conference affiliation of opponents at the time of the game

Atlantic Coast (ACC): 0-3

Florida State	0-1
Miami (Fla.)	0-2

American Athletic (AAC): 0-1

Cincinnati	0-1
------------	-----

Big 12/Big 8: 4-5

Colorado	1-0
Iowa State	2-2
Kansas	1-3

Big East: 5-7#

Boston College	0-1
Cincinnati	1-0
Connecticut	0-1
Pittsburgh	1-2
Syracuse	0-3
Temple	3-0

Ended football operations in 2013

Big Ten: 6-16

Illinois	0-1
Indiana	0-3
Michigan	1-0
Minnesota	1-3
Ohio State	0-4
Penn State	1-0
Purdue	3-3
Wisconsin	0-2

Conference USA: 2-1

Cincinnati	1-0
UTEP	1-0
Western Kentucky	0-1

Mid-American: 305-220-7

Akron	11-4
Ball State	27-21-1
Bowling Green	35-37-1
Buffalo	5-6
Central Florida	1-0
Central Michigan	29-18-3
Eastern Michigan	36-12
Kent State	27-21
Marshall	11-12
Massachusetts	2-0
Miami	23-28-1
Northern Illinois	25-14
Ohio	33-20-1
Temple	1-1
Western Michigan	43-29
Western Reserve	1-2

Includes MAC Championship Games

Mountain West: 8-6

Air Force	1-0
Boise State	0-1
Colorado State	1-1
Fresno State	1-1
Nevada	2-0
San Diego State	0-1
San Jose State	1-0
UNLV	1-1
Wyoming	1-1

Pac-12/Pac10: 0-6

Arizona	0-4
Arizona State	0-1
Washington	0-1

Pacific Coast (PCAA)/ Big West: 5-0#

Nevada	3-0
San Jose State	1-0
UNLV	1-0

Big West folded in 2000

Southeast (SEC): 2-4

Arkansas	1-0
Florida	0-1
Kentucky	0-1
Mississippi State	1-0
Missouri	0-2

Sun Belt: 4-5

Appalachian State	0-2
Arkansas State	3-0
Florida International	1-3

Western Athletic (WAC): 0-3#

Boise State	0-1
Fresno State	0-1
Utah State	0-1

Ended football operations in 2013

Independents: 8-3

Brigham Young	1-1
Liberty	1-0
Navy	3-1
Notre Dame	0-1
Massachusetts	5-0

FCS Schools:

30-2%

% Record since NCAA Division I was split into two divisions in 1978.

University of Toledo

2025 Football Schedule

Day	Date	Opponent	Site	Time
Sat.	Aug. 30	at Kentucky (SEC Network)	Lexington, Ky.	12:45 p.m.
Sat.	Sept. 6	WESTERN KENTUCKY (ESPN+)	GLASS BOWL	7:00 p.m.
Sat.	Sept. 13	MORGAN STATE (ESPN+)	GLASS BOWL	3:30 p.m.
Sat.	Sept. 20	at Western Michigan*	Kalamazoo, Mich.	TBA
Sat.	Sept. 27	AKRON* (HC)	GLASS BOWL	3:30 p.m.
Sat.	Oct. 11	at Bowling Green*	Bowling Green, Ohio	TBA
Sat.	Oct. 18	KENT STATE*	GLASS BOWL	TBA
Sat.	Oct. 25	at Washington State (The CW)	Pullman, Wash.	3:30 p.m. ET
Wed.	Nov. 5	NORTHERN ILLINOIS* (ESPN2/U)	GLASS BOWL	7:00/8:00 p.m.
Wed.	Nov. 12	at Miami* (ESPN2/U/CBSSN)	Oxford, Ohio	7:00 p.m.
Sat.	Nov. 22	BALL STATE*	GLASS BOWL	TBA
Sat.	Nov. 29	at Central Michigan*	Mt. Pleasant, Mich.	TBA
Sat.	Dec. 6	MAC Championship Game# (ESPN)	Detroit, Mich.	Noon

HOME GAMES IN BOLD CAPS

HC- Homecoming Game

* Mid-American Conference Game

No. 1 vs. No. 2 regular-season teams, Ford Field, Detroit, Mich.

Schedule as of Aug. 12, 2025. All times are ET. Schedule is subject to change.